


San Diego State's Marcus Slaughter finished his career last season ranked No. 10 on SDSU's all-time scoring list with 1,211 points.



Inside:

Year-By-Year Results	140
vs. Ranked Opponents	151
Year-By-Year Summary	152
Statistical History	154
vs. All Opponents	156
All-Time Series	157
Jersey Numbers	165
Awards & Honors	166
1,000-Point Scorers	168
Annual Statistical Leaders	172
Letterwinners	174
Individual Div. I Era Stats	176
National Postseason	180
Conference Tournaments	185
Attendance/Home Record	187
MWC Series	188

Year-By-Year Results



2006 NCAA TOURNAMENT ► 2006 MOUNTAIN WEST CHAMPIONS

► 1921-22 • 14-8; 4-1 SCC

Home: 10-4, Away: 4-4
Head Coach: C.E. Peterson

D.20	San Diego County All Stars	W	30-13
D.23	at San Diego YMCA	L	27-32
D.26	Alumni at Stanford	L	3-24
D.30	Alumni at Stanford	L	19-23
	San Diego Rowing Club	W	23-21
J.12	First National Bank	W	24-20
J.13	*Santa Ana JC	W	27-16
	National City	W	62-22
J.17	San Diego High School	L	20-25
	San Diego State JV	W	64-10
J.24	at Coronado HS	W	43-16
J.27	San Diego HS	ot-L	21-22
J.30	Grossmont HS	W	70-15
F.3	*at Chaffey JC	L	15-20
F.7	Army-Navy Academy (JC)	W	29-9
F.10	*Pomona JC	W	37-5
F.17	Bank League All-Stars	W	24-22
	Total Points		538-315

1 win, 2 losses vs. unknown teams. Forfeit wins vs. Riverside & Fullerton JC. * -Southern California JC Conference (SCC) game.

► 1922-23 • 17-5; 6-0 SCC

Home: 14-3, Away: 3-2
Head Coach: C.E. Peterson

D.14	at Coronado High School	W	42-13
D.19	at Fleet Air	L	16-37
D.22	Hancock's All-Comets	W	36-16
D.29	Cal Tech	W	30-19
J.3	Grossmont HS	W	35-14
J.6	at UCLA	L	20-39
J.9	Grossmont HS	W	43-18
J.11	First National Bank	W	27-21
J.12	Sweetwater HS	W	27-23
J.16	University Christian Church	W	30-11
J.18	San Diego State All-Stars	L	9-13
J.20	*at Pomona JC	W	45-12
J.24	*Fullerton JC	W	31-4
J.26	31st Division-Destroyers	L	30-54
J.29	First National Bank	W	22-21
J.31	San Diego HS (D)	W	25-17
F.2	*Chaffey JC	W	26-22
F.5	First National Bank	L	21-24
	San Diego State All-Stars	W	33-28
F.9	*at Santa Ana JC	W	34-18
F.16	*Riverside JC	W	23-9
F.24	*Citrus JC (D)	W	36-20
	Total Points		641-453

* -Southern California JC Conference (SCC) game.

► 1923-24 • 7-6; 5-1 SCC

Home: 5-5, Away: 2-1
Head Coach: C.E. Peterson

D.19	35th Division (D)	L	25-37
D.21	Whittier	L	9-28
D.26	Alumni at Stanford	L	9-12
J.5	Eta Omega Delta (Hods)	L	13-15
J.7	First National Bank	L	6-26
J.12	*Citrus JC (D)	W	28-18
J.26	*Santa Ana JC	W	41-10
J.30	San Diego Marines	W	34-13
F.2	*at Fullerton JC	W	25-16
	San Diego YMCA All-Stars	W	38-24
F.9	*at El Centro JC	W	38-11
F.16	*Pomona JC	W	48-18
F.23	*at Riverside JC	L	11-26
	Total Points		325-254

* -Southern California JC Conference (SCC) game.

► 1924-25 • 17-7; 3-0 SCC

Home: 17-3, Away: 1-3
Head Coach: C.E. Peterson

D.15	Ramona High School (D)	W	51-15
D.18	USS Omaha (D)	W	43-24
D.20	at Central Christian Church	L	34-45
D.22	32nd Division-Destroyers (D)	ot-L	41-44
D.27	at UCLA	L	33-53
J.3	at Whittier	L	19-23
J.8	San Diego Navy	W	50-24
J.10	*Riverside JC	W	27-20
J.14	First National Bank (D)	L	17-25
J.17	*at Citrus JC	W	42-17

J.24	Pasadena JC	W	31-18
J.29	USS Melville (D)	W	27-13
J.30	North Island NAS	W	42-17
F.4	San Diego Marines (D)	W	52-32
F.7	*Fullerton JC	W	51-6
F.11	San Diego High School (D)	W	46-14
F.13	USS Omaha (D)	L	22-33
F.18	First National Bank	L	23-31

San Diego County AAU Tournament

F.24	Bostonians	W	50-20
F.25	San Diego Marines	W	48-35
F.26	USS Omaha (CH)	W	32-16
	Total Points		781-525

Forfeit Wins vs. Santa Ana JC, El Centro JC & Pomona JC. * -Southern California JC Conference (SCC) game.

► 1925-26 • 15-4 Independent

Home: 11-3, Away: 4-1
Head Coach: C.E. Peterson

D.19	UCLA	L	17-32
D.21	at Redlands	W	23-10
D.23	Fletcher Five	W	28-24
D.26	at National City Baptists	W	27-25
	Eta Omega Delta (Hods)	W	31-14
	San Diego YMCA	W	30-26
J.8	California 145's	W	28-24
J.13	Submarine Division	L	12-16
J.16	at Chapman College	W	44-5
J.20	Todd's All-Stars	W	29-11
J.23	at Loyola Marymount	L	14-20
J.27	at Grossmont H.S.	W	30-11
J.28	Todd's All-Stars	W	33-29
J.30	San Diego Marines	W	37-12
F.6	Loyola Marymount	W	24-17
F.9	San Diego Marines	W	34-22
F.13	Southwestern Law Univ. (Calif.)	W	31-14
F.20	USC Dentists	W	31-20

San Diego AAU Tournament

F.25	San Diego YMCA	L	14-33
	Total Points		517-365

► 1926-27 • 9-6; 5-6 SCIAC

Home: 9-0, Away: 0-6
Head Coach: Tom McMullen

D.22	*at Whittier	L	16-26
D.23	*at Whittier	L	20-32
D.27	DeMolay	W	26-19
J.8	*Pomona	W	26-14
J.14	*at UCLA	L	9-29
J.15	*at UCLA	L	19-28
J.21	*at Occidental	ot-L	22-24
J.22	*at Occidental	L	24-25
J.26	*La Verne	W	30-27
J.28	*La Verne	W	32-23
F.12	*Cal Tech	W	37-20
F.19	*Redlands	W	24-13

San Diego AAU Tournament

F.23	Grossmont HS Alumni	W	25-18
F.24	San Diego YMCA	W	31-13
F.26	San Diego Navy (CH)	W	42-25
	Total Points		383-336

* -Southern California Intercollegiate Athletic Conference (SCIAC) game

► 1927-28 • 10-8; 2-6 SCIAC

Home: 7-4, Away: 3-4
Head Coach: Tom McMullen

D.30	USS Aroostock (D)	W	61-1
J.2	San Diego Navy	W	50-32
J.3	at Escondido Creamery	L	19-23
	San Diego Marines	W	22-20
J.7	*Occidental	L	22-29
J.14	at National City All-Stars	W	32-23
J.21	*at Redlands	W	25-21
J.28	*at Pomona	L	34-36
F.3	*Whittier	L	30-47
F.4	*Whittier	L	25-36
F.7	San Diego Naval Hospital	W	44-32
F.11	*at Cal Tech	L	28-42
F.24	*at La Verne	L	28-29
F.25	*at La Verne	W	40-32

San Diego YMCA Tournament

F.29	Sweetwater HS Alumni	W	46-28
M.1	DeMolay	W	28-19
M.2	San Diego Athletic Club	W	42-34
M.3	Submarines Pacific (CH)	L	23-28

Total Points	599-512
--------------	---------

* -Southern California Intercollegiate Athletic Conference (SCIAC) game

► 1928-29 • 8-8; 3-4 SCIAC

Home: 7-3, Away: 1-5
Head Coach: Tom McMullen-Morris Gross

D.7	San Diego Naval Hospital (D)	W	33-30
D.13	San Diego Basketball Coaches (D)	W	45-32
D.15	DeMolay	L	26-36
D.22	at San Diego YMCA	L	42-47
D.28	Alumni (D)	W	43-36
J.5	Chapman College	L	25-37
J.12	*Pomona	W	32-18
J.18	*La Verne	W	31-28
J.19	*La Verne	L	27-37
J.29	San Diego Navy	W	38-27
J.30	at San Diego Athletic Club	W	29-28
F.1	*at Occidental	L	15-54
F.9	*Cal Tech	W	33-29
F.16	*at Whittier	L	25-34

San Diego YMCA Tournament

F.20	San Diego Athletic Club 'B'	L	24-28
M.2	*Redlands	L	13-20
	Total Points		481-521

McMullen coached the first seven games of the '28-'29 season.
* -Southern California Intercollegiate Athletic Conference (SCIAC) game

► 1929-30 • 6-6; 2-5 SCIAC

Home: 6-3, Away: 0-3
Head Coach: Morris Gross

D.16	USS Aroostock (D)	W	83-42
D.18	USS Melville (D)	W	
J.4	Alumni (D)	W	32-25
J.9	San Diego Marines	L	25-34
J.18	*Pomona	L	18-20
J.25	*Cal Tech	W	23-19
F.8	Chapman College	W	24-17
F.14	*at La Verne	L	20-27
F.15	*at La Verne	L	24-54
F.21	*Whittier	L	20-26
F.22	*Whittier	W	33-20
M.1	*at Redlands	L	10-30
	Total Points		312-314

* -Southern California Intercollegiate Athletic Conference (SCIAC) game

► 1930-31 • 7-3; 4-3 SCIAC

Home: 6-1, Away: 1-2
Head Coach: Morris Gross

D.23	Alumni (D)	W	28-24
	San Diego YMCA	W	
	DeMolay	W	
J.10	*at Cal Tech	W	29-16
F.6	*Occidental	W	28-25
F.14	*Pomona	W	44-24
F.21	*La Verne	W	36-21
F.28	*Redlands	L	25-43
M.6	*at Whittier	L	23-25
M.7	*at Whittier	L	24-30
	Total Points		237-208

* -Southern California Intercollegiate Athletic Conference (SCIAC) game

► 1931-32 • 13-2-1; 5-1 SCIAC

Home: 9-1-1, Away: 4-1
Head Coach: Morris Gross

D.22	Bank of Italy	W	
D.23	North Island NAS (D)	W	
D.24	Alumni (D)	W	41-23
D.28	Fletcher Five (D)	W	26-14
D.29	Mannen's All-Stars	W	29-28
D.31	North Island NAS (D)	W	63-21
J.2	San Diego Marines (D)	W	33-21
J.6	San Diego YMCA (D)	T	34-34
J.9	*Whittier	W	37-33
J.16	Chapman College	W	41-36
J.29	Olson's Swedes	L	25-42
F.6	*at Occidental	W	39-35
F.13	*at Pomona	W	35-26
F.19	*at La Verne	L	25-29
F.20	*at La Verne	ot-W	29-28
F.27	*at Redlands	W	30-23
	Total Points		487-393

* -Southern California Intercollegiate Athletic Conference (SCIAC) game

Year-By-Year Results



2006 NCAA TOURNAMENT ► 2006 MOUNTAIN WEST CHAMPIONS

► 1932-33 • 5-6; 4-3 SCIAC

Home: 5-4, Away: 0-2

Head Coach: Morris Gross

D.30	Alumni (D)	W	28-26
J.21	Olson's Swedes	L	23-36
J.24	House of David	L	20-47
F.4	*Redlands	W	28-26
F.10	*at Whittier	L	26-28
F.11	*at Whittier	L	26-38
F.18	*Pomona	W	29-27
M.4	*Occidental	L	20-33
M.14	MCRD	L	27-44
M.17	*La Verne	W	35-34
M.18	*La Verne	W	43-33
Total Points			305-372

*-Southern California Intercollegiate Athletic Conference (SCIAC) game

► 1933-34 • 11-5; 10-2 SCIAC

Home: 6-3, Away: 5-2

Head Coach: Morris Gross

D.22	Alumni	L	16-24
D.29	Alhambra Athletic Club	W	43-26
J.6	Firestones	L	22-66
J.12	*at Redlands	L	18-23
J.13	*at Redlands	L	23-35
J.19	*at Whittier	W	34-28
J.20	*at Whittier	W	37-29
J.27	Olson's Swedes	L	23-29
F.3	*Cal Tech	W	45-9
F.9	*Santa Barbara State	W	40-21
F.10	*Santa Barbara State	W	49-25
F.16	*Occidental	W	33-22
F.17	*Occidental	W	27-23
F.24	*at Pomona	W	44-32
M.2	*at La Verne	ot-W	46-38
M.3	*at La Verne	W	32-26
Total Points			532-456

*-Southern California Intercollegiate Athletic Conference (SCIAC) game

► 1934-35 • 13-7; 5-5 SCIAC

Home: 9-5, Away: 4-2

Head Coach: Morris Gross

D.22	at Brawley JC	W	41-18
D.23	at El Centro JC	W	55-16
D.29	Alumni	W	32-24
J.4	UCLA	ot-L	28-31
J.5	UCLA	L	25-34
J.12	Alhambra Athletic Club	W	39-32
J.18	*La Verne	W	34-27
J.19	*La Verne	W	28-20
J.31	Olson's Swedes	ot-W	51-47
F.1	Hanson's All-Stars	W	51-50
F.8	*at Whittier	L	33-42
F.9	*at Whittier	L	29-31
F.13	San Diego Marines (D)	W	42-37
F.16	Cal Tech	W	47-33
F.22	*at Santa Barbara State	W	37-23
F.23	*at Santa Barbara State	W	44-27
M.1	*Occidental	L	28-37
M.2	*Occidental	W	45-35
M.8	*Redlands	L	28-31
M.9	*Redlands	L	30-40
Total Points			747-635

*-Southern California Intercollegiate Athletic Conference (SCIAC) game

► 1935-36 • 11-5; 7-3 SCIAC

Home: 9-3, Away: 2-2

Head Coach: Morris Gross

J.4	Alumni	W	34-33
J.11	Alhambra Athletic Club	W	27-22
J.17	*Santa Barbara State	W	38-35
J.18	*Santa Barbara State	W	26-22
J.24	Broadway Clowns	W	30-17
F.1	Olson's Swedes	L	30-40
F.7	*at Redlands	L	37-43
F.8	*at Redlands	L	25-39
F.14	*Whittier	W	32-30
F.15	*Whittier	L	34-42
F.21	*at La Verne	W	38-18
F.22	*at La Verne	W	40-36
F.28	*Occidental	W	48-31
F.29	*Occidental	W	40-36
M.6	San Diego Marines	L	41-44
M.7	San Diego Marines	W	40-38

Total Points 560-526

*-Southern California Intercollegiate Athletic Conference (SCIAC) game

► 1936-37 • 17-9; 9-1 SCIAC

Home: 14-3, Away: 3-6

Head Coach: Morris Gross

D.14	at Chapman	W	46-44
D.16	at Chico State	L	38-41
D.17	at Chico State	L	42-56
D.18	at Southern Oregon	L	28-44
D.21	at Modesto JC	L	24-35
D.22	at San Jose State	L	32-34
D.23	at San Jose State	W	37-35
J.8	Alumni	W	40-26
J.9	Alumni	W	38-20
J.14	Broadway Clowns	L	38-44
J.22	*at Whittier	W	40-38
J.23	*at Whittier	ot-L	38-41
J.29	House of David	L	32-35
J.30	Chapman	W	47-32
F.5	*Redlands	W	37-26
F.8	*Redlands	W	48-43
F.12	*Santa Barbara State	W	50-31
F.13	*Santa Barbara State	W	49-33
F.19	*La Verne	W	44-30
F.20	*La Verne	W	37-20
F.23	Alhambra Athletic Club	W	48-22
F.26	*Occidental	W	48-42
F.27	*Occidental	W	43-40
M.2	San Diego Marines	W	49-22
M.4	San Diego Marines	L	34-38
M.6	San Diego Marines	W	42-31
Total Points			1,049-903

*-Southern California Intercollegiate Athletic Conference (SCIAC) game

► 1937-38 • 20-8; 5-3 SCIAC

Home: 18-7, Away: 2-1

Head Coach: Morris Gross

D.3	Alumni	W	40-24
D.7	Chico State	W	47-35
D.8	Chico State	W	49-31
D.10	Chapman	L	38-54
D.11	Pacific Coast Club	W	46-42
D.17	Whittier Junior Chamber of Commerce	W	37-21
D.27	Arizona State	W	55-46
D.28	Arizona State	W	47-27
D.29	Southern Oregon	W	39-34
J.7	New Mexico Mines	W	42-28
J.8	Chapman	L	36-43
J.12	at Loyola Marymount	W	34-31
J.14	Navy Officers Club	W	34-31
J.18	House of David	L	44-46
J.20	Harlem Globetrotters	W	38-36
J.22	Pacific Coast Club	W	47-46
J.25	Broadway Clowns	L	40-42
J.28	Loyola Marymount	L	21-39
F.4	*Whittier	L	41-46
F.5	*Whittier	L	29-43
F.11	*at Redlands	L	29-33
F.12	*at Redlands	W	32-22
F.18	Santa Barbara State	W	41-30
F.19	Santa Barbara State	W	57-36
F.25	*La Verne	W	49-37
F.26	*La Verne	W	55-25
M.4	*Occidental	W	54-44
M.5	*Occidental	W	42-29
Total Points			1,163-1,001

*-Southern California Intercollegiate Athletic Conference (SCIAC) game

► 1938-39 • 24-7; 6-2 SCIAC

NAIA CHAMPIONSHIP - NATIONAL FINALIST

Home: 15-6, Away: 5-0, Neutral: 4-1

Head Coach: Morris Gross

D.2	Alumni	W	35-21
D.5	Southern California	L	37-42
D.6	Southern California	L	34-44
D.9	UCLA	W	52-49
D.10	UCLA	W	56-43
D.16	at Chapman	W	61-32
D.22	Loyola Marymount	W	47-39
D.23	Loyola Marymount	L	27-30
J.5	University of Mexico	W	48-30
J.7	Chapman	W	46-27
J.13	at Santa Barbara State	W	37-35
J.14	at Santa Barbara State	W	47-42

J.17	House of David	W	46-44
J.21	Cal Tech	W	65-14
J.26	Broadway Clowns	L	41-42
J.28	New Mexico Mines	W	37-32
F.3	*Pomona	ot-L	35-36
F.4	*Pomona	W	49-27
F.10	*at Whittier	W	45-39
F.11	*at Whittier	W	40-32
F.17	*Redlands	W	47-34
F.18	*Redlands	W	44-38
F.24	*Occidental	W	37-35
F.25	*Occidental	L	43-44
M.3	San Jose State	W	38-33
M.4	San Jose State	W	57-28

NAIA TOURNAMENT (Kansas City, Mo.)

M.14	Northern State (S.D.)	W	49-25
M.15	East Texas State	W	41-36
M.16	Manchester	W	49-41
M.17	Peru State (Neb.)	W	49-29
M.18	Southwest College (Kan.)	L	31-32
Total Points			1,370-1,075

*-Southern California Intercollegiate Athletic Conference (SCIAC) game

► 1939-40 • 22-6; 3-3 CCAA

NAIA CHAMPIONSHIP - NATIONAL FINALIST

Home: 18-3, Away: 0-2, Neutral: 4-1

Head Coach: Morris Gross

D.1	UCLA	W	46-24
D.2	UCLA	L	28-31
D.8	Alumni	W	42-30
D.12	Chico State	W	43-36
D.13	Chico State	W	39-25
J.5	*Fresno State	W	42-29
J.6	*Fresno State	W	62-24
J.11	Pomona	W	48-21
J.15	California	L	34-36
J.19	House of David	W	50-41
J.20	House of David	W	38-32
J.25	Broadway Clowns	W	46-35
J.26	Broadway Clowns	W	39-30
F.2	Occidental	W	38-27
F.3	Occidental	W	54-28
F.9	Loyola Marymount	W	29-28
F.10	Loyola Marymount	W	32-28
F.16	*Santa Barbara State	W	62-41
F.17	*Santa Barbara State	L	34-35
F.23	Whittier	W	46-43
F.24	Whittier	W	44-31
M.1	*at San Jose State	L	27-46
M.2	*at San Jose State	L	18-31

NAIA TOURNAMENT (Kansas City, Mo.)

M.12	East Central State (Okla.)	W	36-35
M.13	Appalachian State (N.C.)	W	48-46
M.14	Pittsburg State (Kan.)	W	32-30
M.15	Delta State (Miss.)	W	30-28
M.16	Tarkio College (Mo.)	L	42-52
Total Points			1,129-923

*-California Collegiate Athletic Association (CCAA) game.

► 1940-41 • 24-7; 8-4 CCAA

NAIA CHAMPIONSHIP - NATIONAL CHAMPION

Home: 15-3, Away: 4-4, Neutral: 5-0

Head Coach: Morris Gross

D.6	UCLA	W	33-28
D.7	UCLA	W	34-31
D.13	New Mexico State	W	42-29
D.14	New Mexico State	W	39-28
D.19	Brigham Young	W	49-45
D.20	Brigham Young	W	42-40
D.27	Lockhead Air	L	36-40
J.4	at California	W	29-28
J.6	at Stanford	L	29-52
J.10	*Fresno State	W	45-31
J.11	*Fresno State	W	45-31
J.20	*San Jose State	L	27-44
J.21	*San Jose State	W	50-39
J.24	*at Fresno State	W	46-39
J.25	*at Fresno State	W	52-38
J.31	Broadway Clowns	W	46-32
F.1	Broadway Clowns	W	52-27
F.7	*Santa Barbara State	W	56-48
F.8	*Santa Barbara State	W	37-20
F.14	Whiskered Wizards	W	56-41
F.15	Whiskered Wizards	W	56-28
F.21	*at Santa Barbara State	W	60-40

Year-By-Year Results



2006 NCAA TOURNAMENT ► 2006 MOUNTAIN WEST CHAMPIONS

1941-42 - 1948-49 ◀ HISTORY

F.22	*at Santa Barbara State	L	34-49
F.24	*at San Jose State	L	48-53
F.25	*at San Jose State	L	37-41
M.1	Lockhead Air	L	32-38
NAIA TOURNAMENT (Kansas City, Mo.)			
M.11	Western Montana	W	46-29
M.12	Culver Stockton (Mo.)	ot-W	46-41
M.13	Texas Wesleyan	W	44-42
M.14	West Texas State	W	43-40
M.15	Murray State	W	36-34
Total Points			1,327-1,146

*-California Collegiate Athletic Association (CCAA) game.

► 1941-42 • 13-9; 8-4 CCAA

NAIA CHAMPIONSHIP - SECOND ROUND

Home: 10-6, Away: 2-2, Neutral: 1-1

Head Coach: Morris Gross

D.9	Alumni	L	34-37
D.11	Chico State	W	39-37
J.6	Consolidated Aircraft	L	43-46
J.9	Loyola Marymount	W	36-29
J.10	Loyola Marymount	L	27-35
J.12	California	W	27-26
J.16	*at Santa Barbara State	W	39-29
J.17	*at Santa Barbara State	L	29-32
J.24	Consolidated Aircraft	L	41-44
J.30	Broadway Clowns	W	31-24
F.6	*Fresno State	W	36-35
F.7	*Fresno State	W	37-26
F.13	*Santa Barbara State	W	34-33
F.14	*Santa Barbara State	L	18-28
F.20	*at Fresno State	L	30-59
F.21	*at Fresno State	W	48-46
M.2	*San Jose State	W	35-33
M.3	*San Jose State	W	40-34
M.4	*San Jose State	L	45-46
M.5	*San Jose State	W	66-47

NAIA TOURNAMENT (Kansas City, Mo.)

M.10	Chadron State (Neb.)	W	39-36
M.11	Bemidji Teachers	L	32-41
Total Points			806-803

*-California Collegiate Athletic Association (CCAA) game.

► 1942-43 • 14-9; Independent

Home: 11-5, Away: 3-4

Head Coach: Don Delauer & Dick Mitchell

D.4	Section Base-Point Loma (D)	W	41-36
D.11	Air Base Group 2 (D)	W	55-37
D.30	Camp Callan 57th Battalion (D)	W	47-45
J.8	Loyola Marymount	W	36-34
J.9	Loyola Marymount	W	34-30
J.15	Pepperdine	W	40-35
J.16	Pepperdine	L	25-31
J.22	Santa Ana Army Air Base	L	34-36
J.23	Santa Ana Army Air Base	W	43-38
J.29	Kearney Flyers (D)	W	68-25
F.5	at Whittier	L	36-50
F.6	at Whittier	W	46-39
F.8	at Occidental	W	47-36
F.12	Section Base-Point Loma	L	32-42
F.13	Camp Callan 57th Battalion	W	56-40
F.19	Whittier	W	52-48
F.20	Whittier	L	42-46
F.26	at Pepperdine	L	38-40
F.27	at Pepperdine	L	45-48
M.1	at Santa Ana Army Air Base	W	48-30
M.2	at Santa Ana Army Air Base	ot-L	45-46
M.5	Wilmington Coast Guard	W	62-25
M.6	20th Century Fox	L	36-40
Total Points			1,008-877

► 1943-44 • 6-10; Independent

Home: 4-7, Away: 2-3

Head Coach: Alex Alexander

N.19	Alumni	L	18-39
D.3	San Diego Coast Guard	L	20-22
D.4	Veteran's Service League	W	33-24
D.10	at Pepperdine	L	36-47
D.11	at Pepperdine	L	33-48
D.17	Fleet Air	W	31-30
D.18	San Bernardino Army Air Base	W	50-10
D.29	at San Diego Navy	L	30-56
D.30	Rohr	W	39-32
J.6	at Santa Ana Army Air Base	L	33-36
J.7	at Whittier	W	51-24

J.8	at Veteran's Service League	W	44-36
J.14	Pepperdine	L	29-56
J.15	Pepperdine	L	36-61
J.29	North Island NAS	L	31-34
F.1	Harlem Globetrotters	L	37-43
Total Points			551-598

► 1944-45 • 11-16; Independent

Home: 6-12, Away: 5-4

Head Coach: Alex Alexander

D.1	Alumni	L	19-27
D.2	San Diego Naval Hospital	L	27-43
D.8	at Santa Barbara	W	41-35
D.9	at Santa Barbara	W	74-40
D.15	Ryan All-Stars	W	41-25
D.16	Veteran's Service League	L	25-26
D.22	San Diego Amphibious Training Base	L	30-44
D.29	at San Diego Amphibious Training Base	L	45-55
J.5	San Diego Amphibious Training Base	W	60-35
J.6	Ryan All-Stars	W	32-29
J.12	North Island NAS	L	37-47
J.13	Vultee Aircraft - Downey	L	44-46
J.19	at Veteran's Service League	W	49-36
J.20	at Occidental	L	40-42
J.26	San Diego Dons	L	28-47
J.27	San Diego Dons	L	35-37
F.2	North Island NAS	L	39-44
F.3	Santa Ana Army Air Base	W	43-39
F.6	Harlem Globetrotters	L	37-40
F.9	at Pepperdine	L	37-49
F.10	at Pepperdine	L	18-26
F.16	San Diego Naval Hospital	W	33-31
F.17	Convair Dominators	W	40-37
F.23	Pepperdine	L	43-62
F.24	Pepperdine	L	30-53
M.2	at Pomona	W	70-36
M.3	at Santa Ana Army Air Base	W	48-45
Total Points			1,075-1,096

► 1945-46 • 18-8; Independent

Home: 14-6, Away: 4-3

Head Coach: Charlie Smith

D.7	Alumni	W	41-31
D.8	at Whittier	L	44-48
D.15	at Pepperdine	L	40-47
D.21	Whittier	W	46-30
D.28	Arizona	W	39-36
D.29	Arizona	L	33-38
J.8	at San Diego Amphibious Training Base	W	29-26
J.11	at San Jose State	W	40-32
J.12	at San Jose State	L	40-51
J.18	Fresno State	W	48-29
J.19	Fresno State	W	57-33
J.25	Pepperdine	L	40-44
J.30	Fort Rosecrans	W	53-39
J.31	San Diego Amphibious Training Base	W	43-38
F.5	North Island NAS	W	52-33
F.8	at Fresno State	W	38-33
F.9	at Fresno State	W	52-40
F.12	at North Island NAS	W	45-39
F.16	Occidental	W	40-33
F.19	Kearny Flyers (Miramar NAS)	L	46-61
F.22	San Jose State	W	54-42
F.23	San Jose State	W	47-35
F.26	Harlem Globetrotters	L	35-42
M.1	San Diego Navy	W	58-37
M.1	Miramar Marines	L	45-52
M.2	Kansas City All-Stars	W	56-49
Total Points			1,184-1,050

► 1946-47 • 13-15; 5-5 CCAA

Home: 12-7, Away: 1-8

Head Coach: Charlie Smith

D.10	Alumni	W	42-34
D.13	Occidental	W	45-41
D.15	Loyola Marymount	W	47-25
D.21	at Arizona	L	36-73
D.27	Chico State	W	48-45
D.28	Chico State	W	44-38
D.30	Northern Arizona	L	32-36
J.3	Pepperdine	W	39-38
J.10	*at Fresno State	W	51-29
J.11	*at Pacific	L	34-37
J.13	*at San Jose State	L	25-48
J.17	Whittier	L	52-55

J.20	*Pacific	L	52-65
J.31	at Whittier	L	50-56
F.1	at Loyola Marymount	L	45-51
F.4	San Diego Dons	L	40-45
F.7	*Cal Poly-SLO	W	57-38
F.8	*Cal Poly-SLO	W	55-34
F.11	at Pepperdine	L	43-60
F.14	*Fresno State	W	45-31
F.15	*Fresno State	L	35-37
F.17	*San Jose State	W	42-39
F.21	*Santa Barbara	W	52-43
F.22	*Santa Barbara	L	32-42
F.25	Chapman	W	55-50
F.28	*at Santa Barbara	L	28-59
M.1	*at Cal Poly-SLO	L	48-64
M.5	Alumni	L	49-50
Total Points			1,223-1,263

*-California Collegiate Athletic Association (CCAA) game.

► 1947-48 • 14-13; 5-5 CCAA

Home: 11-4, Away: 3-9

Head Coach: Charlie Smith

D.9	Alumni	W	48-29
D.13	Occidental	W	52-44
D.19	at Drake	L	38-50
D.20	at Bradley	L	56-82
D.22	at Texas-El Paso	W	60-57
D.23	at Arizona	L	44-60
D.26	Broadway Clowns	W	44-39
D.29	New Mexico State	W	71-30
D.30	Whittier	L	52-56
J.2	Marshall	W	41-23
J.9	University of Mexico	W	63-42
J.12	*Pacific	W	60-43
J.17	*Cal Poly-SLO	W	49-39
J.24	Loyola Marymount	L	27-28
J.30	at Loyola Marymount	L	31-40
J.31	at Pepperdine	L	52-65
F.3	at Whittier	W	54-49
F.6	*Fresno State	W	43-38
F.7	Fresno State	W	57-47
F.9	*San Jose State	L	39-55
F.13	*Santa Barbara	W	51-37
F.20	*at Santa Barbara	L	49-60
F.21	*at Cal Poly-SLO	W	61-42
F.24	Pepperdine	L	64-66
F.27	*at Fresno State	L	64-70
F.28	*at Pacific	L	45-53
M.1	*at San Jose State	L	49-61
Total Points			1,364-1,305

*-California Collegiate Athletic Association (CCAA) game.

► 1948-49 • 13-13; 6-4 CCAA

Home: 10-2, Away: 3-11

Head Coach: George Ziegenfuss

N.23	Alumni	W	56-44
D.1	Arizona State	L	54-58
D.10	Chapman	W	47-16
D.11	Whittier	W	55-38
D.14	at Arizona	W	41-60
D.16	at Creighton	L	33-47
D.18	at Loras College	L	46-50
D.20	at Marquette	L	50-56
D.22	at Beloit	L	45-61
D.23	at Bradley	L	39-60
J.4	at Loyola Marymount	L	50-59
J.7	*San Jose State	ot-L	52-55
J.8	*Cal Poly-SLO	W	58-48
J.14	*at Fresno State	W	63-54
J.15	*at Pacific	W	50-43
J.18	Pepperdine	W	55-46
J.21	*Pacific	W	47-43
J.28	*Santa Barbara	W	46-31
F.4	*at Cal Poly-SLO	L	42-44
F.5	*at San Jose State	L	55-65
F.8	Occidental	W	61-48
F.12	*at Santa Barbara	L	55-63
F.18	at Pepperdine	L	42-51
F.19	Loyola Marymount	W	50-49
F.25	*Fresno State	W	71-51
F.26	at Whittier	W	42-36
Total Points			1,305-1,276

*-California Collegiate Athletic Association (CCAA) game.

Year-By-Year Results



2006 NCAA TOURNAMENT ► 2006 MOUNTAIN WEST CHAMPIONS

► 1949-50 • 14-10; 5-5 CCAA

Home: 12-4, Away: 2-6

Head Coach: George Ziegenfuss

D.2	Alumni	.L	42-49
D.3	Whittier	.W	39-27
D.6	Arizona State	.W	54-36
D.9	at UCLA	.L	36-65
D.10	Chapman	.W	50-40
D.13	Air Pac (Fleet Air)	.W	72-40
D.16	Culver-Stockton	.W	57-46
D.17	Redlands	.W	63-57
D.27	at Loyola Marymount	.L	49-52
D.30	at Whittier	.W	54-43
J.7	Loyola Marymount	.L	55-58
J.13	*San Jose State	.L	52-60
J.14	*Cal Poly-SLO	.W	51-35
J.17	Cal State Los Angeles	.W	68-49
J.27	Peoria Caterpillar Diesels	.L	61-68
J.31	Occidental	.W	64-38
F.3	*at Santa Barbara	.L	48-51
F.4	*at Cal Poly SLO	.W	53-49
F.10	*Pepperdine	.W	47-40
F.17	*at San Jose State	.L	48-59
F.18	*at Fresno State	.L	55-61
F.24	*Santa Barbara	.W	58-56
F.25	*Fresno State	.W	84-65
F.28	*at Pepperdine	.L	55-64
Total Points			1,315-1,208

*-California Collegiate Athletic Association (CCAA) game.

► 1950-51 • 9-19; 3-7 CCAA

Home: 6-8, Away: 3-10, Neutral: 0-1

Head Coach: George Ziegenfuss

D.1	Alumni	.W	67-48
D.2	San Diego Marines	.W	67-60
D.4	Arizona State	.L	67-76
D.9	Whittier	.W	59-43
D.12	Chapman	.W	51-46
D.15	at Southern California	.L	40-72
D.16	at Arizona	.L	38-68
D.18	at Drake	.W	57-50
D.20	at Peoria Diesels	.L	47-69

PEPPERDINE INVITATIONAL (Malibu, Calif.)

D.26	at Pepperdine	.L	38-67
D.28	vs. Indiana State	.L	57-65
D.30	Indiana State	.L	48-53
J.5	*at Cal Poly-SLO	.L	58-71
J.6	*at Santa Barbara	.L	40-42
J.12	*Cal State Los Angeles	.L	59-63
J.13	*Fresno State	.W	69-52
J.20	*at Pepperdine	.L	53-66
J.26	*at Cal State Los Angeles	.W	58-51
J.27	*at Fresno State	.W	54-49
F.2	Occidental	.W	75-56
F.3	Loyola Marymount	.L	50-52
F.9	*Pepperdine	.L	60-63
F.10	at Whittier	.L	42-46
F.17	*Cal Poly-SLO	.L	56-61
F.23	at San Jose State	.L	37-68
F.24	at San Jose State	.L	46-50
M.2	*Santa Barbara	.L	45-55
M.3	at Loyola Marymount	.L	56-67
Total Points			1,494-1,629

*-California Collegiate Athletic Association (CCAA) game.

► 1951-52 • 11-12; 3-5 CCAA

Home: 9-7, Away: 2-5

Head Coach: George Ziegenfuss

N.30	at Loyola Marymount	.L	56-66
D.1	at Southern California	.L	44-72
D.4	Southwest Missouri State	.L	61-76
D.8	Redlands	.W	59-51
D.14	San Diego Marines	.L	64-78
D.15	Alumni	.W	55-43
D.19	Wichita State	.L	59-74
D.20	Wichita State	.L	63-72
D.28	Whittier	.W	70-65
D.29	Seattle	.W	54-49
J.4	Occidental	.W	76-60
J.5	Loyola Marymount	.W	65-60
J.12	*Cal Poly-SLO	.W	56-55
J.26	*at Cal State Los Angeles	.L	61-72
F.2	*Pepperdine	.L	69-81
F.9	*Cal State Los Angeles	.L	53-55

F.15	*at Pepperdine	.L	58-76
F.19	*Santa Barbara	.W	71-58
F.22	*at Santa Barbara	.W	59-39
F.23	*at Cal Poly-SLO	.L	52-68
F.26	at Whittier	.W	68-64
F.29	San Jose State	.L	53-64
M.1	San Jose State	.W	61-60
Total Points			1,387-1,458

*-California Collegiate Athletic Association (CCAA) game.

► 1952-53 • 16-12; 7-3 CCAA

Home: 12-4, Away: 4-8

Head Coach: George Ziegenfuss

D.2	Alumni	.W	77-74
D.5	at Loyola Marymount	.L	68-79
D.12	Northern Arizona	.W	65-54
D.13	Redlands	.W	70-61
D.16	at Arizona	.L	64-68
D.18	at Tulsa	.L	40-57
D.20	at Fort Hays State	.L	59-74
D.23	at Wichita State	.L	56-78
D.27	New Mexico Western	.W	69-63
J.2	Whittier	.W	59-54
J.6	San Diego Marines	.L	48-75
J.9	*at Cal Poly-SLO	.W	84-76
J.10	*at Santa Barbara	.W	54-42
J.12	*Fresno State	.W	71-56
J.16	*Cal State Los Angeles	.L	47-49
J.17	Loyola Marymount	.W	60-59
J.24	*at Cal State Los Angeles	.W	75-67
J.27	Chapman	.W	89-51
J.30	at UCLA	.L	48-77
F.6	*Pepperdine	.L	72-74
F.7	Occidental	.W	88-72
F.10	at Whittier	.W	67-66
F.14	*at Pepperdine	.L	59-62
F.20	*Santa Barbara	.W	55-49
F.21	*Cal Poly-SLO	.W	76-71
F.27	at San Jose State	.L	54-66
F.28	at San Jose State	.L	61-77
M.2	*at Fresno State	.W	82-79
Total Points			1,817-1,830

*-California Collegiate Athletic Association (CCAA) game.

► 1953-54 • 17-7; 8-2 CCAA

NAIA CHAMPIONSHIP - FIRST ROUND

Home: 11-2, Away: 6-4

Head Coach: George Ziegenfuss

D.1	at Southern California	.L	66-83
D.4	Alumni	.W	70-54
D.5	at Loyola Marymount	.L	52-67
D.8	at Whittier	.L	71-70
D.11	Arizona State	.W	84-60
D.12	Occidental	.W	89-58
D.19	Long Beach State	.W	95-59
D.21	at Luke Air Force Base (Ariz.)	.W	73-56
D.22	at Arizona State	.W	69-59
J.9	*Fresno State	.W	66-51
J.12	San Diego Marines	.L	47-64
J.15	Chapman	.W	140-37
J.16	*at Pepperdine	.L	79-91
J.23	*at Cal State Los Angeles	.W	75-68
J.30	*at Fresno State	.W	78-67
F.2	Whittier	.W	81-59
F.5	*Cal State Los Angeles	.W	75-61
F.6	*Cal Poly-SLO	.L	67-73
F.13	Loyola Marymount	.W	59-58
F.19	*at Santa Barbara	.W	72-70
F.20	*at Cal Poly-SLO	.W	110-96
F.26	*Pepperdine	.W	95-76
F.27	*Santa Barbara	.W	91-74

NAIA TOURNAMENT (Pasadena, Calif.)

M.1	at Pasadena Nazarene	.L	87-90
Total Points			1,891-1,601

*-California Collegiate Athletic Association (CCAA) game.

► 1954-55 • 17-9; 5-3 CCAA

Home: 9-2, Away: 8-7

Head Coach: George Ziegenfuss

D.3	Alumni	.W	83-59
D.10	at Whittier	.W	73-69
D.11	Pasadena Nazarene	.W	84-59
D.14	at Loyola Marymount	.L	67-71
D.16	at Portland	.L	85-94
D.17	at Seattle	.W	91-72

D.18	at Buchan Bakers	.L	91-113
D.20	at Puget Sound	.W	81-71
D.21	at Willamette	.W	91-88
D.22	at Chico State	.W	82-76
D.29	at San Francisco	.L	56-70
J.6	Portland	.W	82-60
J.11	Loyola Marymount	.L	52-69
J.14	*Santa Barbara	.W	59-57
J.15	*Cal Poly-SLO	.L	70-75
J.22	*at Cal State Los Angeles	.W	74-69
J.28	at San Jose State	.L	46-59
J.29	*at Fresno State	.W	73-56
F.1	Redlands	.W	44-31
F.5	Pepperdine	.W	79-75
F.8	Whittier	.W	78-52
F.11	*Fresno State	.W	82-64
F.18	*Cal State Los Angeles	.W	59-54
F.19	at Pepperdine	.W	69-65
F.25	*at Cal Poly-SLO	.L	81-86
F.26	*at Santa Barbara	.L	64-89
Total Points			1,896-1,803

*-California Collegiate Athletic Association (CCAA) game.

► 1955-56 • 23-6; Independent

Home: 14-0, Away: 7-5, Neutral: 2-1

Head Coach: George Ziegenfuss

D.2	at Arizona	.L	74-80
D.3	at Arizona State	.L	76-82
D.6	at Loyola Marymount	.L	70-74
D.9	at Pasadena Nazarene	.W	74-56
D.10	at Whittier	.W	79-69
D.13	Chico State	.W	75-60
D.16	at Pepperdine	.W	90-62
D.19	San Jose State	.W	57-50
D.27	Arizona State	.W	89-64
J.3	Alumni	.W	93-65
J.5	at Cal State Los Angeles	.W	91-72
J.7	San Diego Marines	.W	88-61
J.14	Cal Poly-SLO	.W	81-69
J.17	at Redlands	.W	59-55
J.24	Loyola Marymount	.W	90-81
J.27	at Fresno State	.W	96-88
J.28	at Fresno State	.L	86-88
F.3	at Long Beach State	.W	74-38
F.4	at Cal Poly-SLO	.L	64-67
F.10	Cal State Los Angeles	.W	84-52
F.11	Whittier	.W	79-58
F.17	San Diego Navy	.W	81-63
F.24	Pepperdine	.W	74-42
F.25	Long Beach State	.W	91-60

NAIA District (Aztec Gym/San Diego, Calif.)

M.2	Cal Poly-SLO	.W	93-69
M.3	Pasadena	.W	78-62
M.7	at Humboldt State	.W	91-63

NAIA Tournament (Kansas City, Mo.)

M.13	Alderson-Broadhead	.W	77-64
M.14	Gustavus Adolphus	.L	60-69
Total Points			2,314-1,883

Division II Era

► 1956-57 • 17-10; 6-2 CCAA

NCAA DIV. II CHAMPIONSHIP - QUARTERFINALS

Home: 10-4, Away: 5-5, Neutral: 2-1

Head Coach: George Ziegenfuss

N.30	Alumni	.W	64-62
D.1	at Loyola Marymount	.W	61-47
D.4	San Diego Marines	.W	58-55
D.7	at Whittier	.L	70-71
D.12	at Chico State	.W	91-62
D.13	at Sacramento State	.L	56-60
D.14	at Nevada-Reno	.W	80-72
D.15	at Nevada-Reno	.W	74-64
D.28	Redlands	.W	75-42
J.4	*at UC Santa Barbara	.L	64-83
J.5	*at Cal Poly-SLO	.L	67-72
J.11	*Long Beach State	.W	79-69
J.12	*Cal State Los Angeles	.W	84-73
J.19	Pepperdine	.W	70-62
J.25	Pasadena Nazarene	.L	71-76
J.26	at Pepperdine	.L	77-92
F.1	Whittier	.L	58-64
F.2	*at Long Beach State	.W	71-64

Year-By-Year Results



2006 NCAA TOURNAMENT ► 2006 MOUNTAIN WEST CHAMPIONS

F.8	*Fresno StateL	78-83
F.9	*Fresno StateL	55-71
F.16	*Cal Poly-SLOW	65-60
F.21	*at Cal State Los AngelesW	66-61
F.23	*UC Santa BarbaraW	82-69
F.26	Loyola MarymountW	76-64

NCAA DIVISION II CHAMPIONSHIP
M.2 Chapman (FR) (Aztec Gym)W 75-56
M.9 at Regis (Colo.) (SR) (Denver Civic Aud.)W 81-78
M.13 vs. Cal State Los Angeles (QF) ^L 55-57
Total Points1,903-1,789

* -California Collegiate Athletic Association (CCAA) game. ^ - Game played in Evansville, Ind.

► 1957-58 • 17-8; 9-1 CCAA

Home: 10-3, **Away:** 7-4, **Neutral:** 0-1
Head Coach: George Ziegenfuss

N.30	AlumniL	57-62
D.3	at Pasadena NazareneL	72-98
D.6	San Diego MarinesL	52-56
D.7	San Francisco PresidioW	64-54
D.13	at WhittierL	60-70
D.18	Loyola MarymountW	79-56
D.28	Whittierot-W	70-62
J.3	at RedlandsW	60-50
J.4	PepperdineL	68-84
J.10	*Fresno Stateot-W	73-71
J.11	ArizonaW	83-76
J.18	*at Long Beach StateW	73-53
J.24	Arizona StateW	74-72
J.25	*at Cal State Los AngelesW	64-62
J.31	*at Fresno StateL	65-93
F.1	at San Jose StateL	60-63
F.7	*Cal State Los AngelesW	67-60
F.8	*Cal Poly-SLOW	82-60
F.14	at Loyola MarymountW	76-58
F.15	at PepperdineW	70-59
F.21	*at Cal Poly-SLOW	81-60
F.22	*at UC Santa BarbaraW	83-58
F.28	*Long Beach StateW	67-59
M.1	*UC Santa BarbaraW	50-42

CCAA PLAYOFF (Los Angeles, Calif.)
M.4 vs. Fresno Stateot-L 73-76
Total Points1,723-1,614

* -California Collegiate Athletic Association (CCAA) game

► 1958-59 • 17-8; 7-3 CCAA

Home: 12-2, **Away:** 5-6
Head Coach: George Ziegenfuss

D.1	AlumniW	73-57
D.3	WhittierW	69-40
D.5	at PepperdineL	69-71
D.9	at Loyola MarymountW	54-48

POINSETTIA TOURNAMENT (San Diego, Calif.)

D.12	San Jose StateW	63-50
D.13	San Diego MarinesL	66-72
D.20	ChapmanW	69-51
D.27	at Arizona StateL	65-74
D.30	DenverW	61-43
J.3	PepperdineW	67-54
J.6	at WhittierW	53-40
J.9	*UC Santa BarbaraW	66-41
J.10	*Cal Poly-SLOW	73-54
J.16	*at Long Beach StateW	71-63
J.17	*at Cal State Los AngelesW	86-79
J.24	Loyola MarymountW	59-49
J.30	*at Fresno StateL	59-73
J.31	at San Jose StateL	39-48
F.7	San Diego MarinesL	69-73
F.10	Pasadena NazareneW	81-79
F.13	*at UC Santa BarbaraW	76-63
F.14	*at Cal Poly-SLOL	53-67
F.20	*Fresno StateW	74-69
F.21	*Long Beach StateW	84-64
F.27	*Cal State Los AngelesL	73-84

Total Points1,672-1,506

* -California Collegiate Athletic Association (CCAA) game.

► 1959-60 • 9-17; 2-8 CCAA

Home: 6-7, **Away:** 3-9, **Neutral:** 0-1
Head Coach: George Ziegenfuss

D.1	AlumniW	76-63
D.4	at Loyola MarymountL	54-69
D.5	San Francisco StateW	63-56
D.8	Loyola Marymountot-W	59-57

D.12	at WhittierW	65-62
D.15	at ArizonaL	50-65

TOURNAMENT OF ROSES (Portland, Ore.)

D.18	at PortlandL	46-63
D.19	vs. GonzagaL	69-72
D.21	at San Francisco StateL	59-66
D.30	San Diego MarinesW	82-75
J.2	RedlandsL	53-56
J.5	at Pasadena NazareneL	67-76
J.9	*Long Beach StateW	67-61
J.15	*at Cal Poly-SLOW	81-64
J.16	*at UC Santa BarbaraL	63-69
J.22	*Cal State Los AngelesL	88-104
J.23	*Fresno StateL	57-61
J.29	*at Fresno StateL	62-80
J.30	at San Jose StateL	52-57
F.6	WhittierW	58-51
F.8	at PepperdineW	74-71
F.12	*at Long Beach StateL	72-104
F.13	PepperdineL	58-63
F.19	*Cal Poly-SLOL	64-68
F.20	*UC Santa BarbaraL	52-66
F.26	*at Cal State Los AngelesL	71-98

Total Points1,662-1,797

* -California Collegiate Athletic Association (CCAA) game.

► 1960-61 • 10-14; 3-7 CCAA

Home: 10-6, **Away:** 0-8
Head Coach: George Ziegenfuss

D.2	AlumniW	79-59
D.3	at PepperdineL	60-77
D.9	at WhittierL	65-84
D.16	at RedlandsL	50-51
D.22	Colorado StateW	72-66
D.23	Colorado StateW	68-67
D.30	San Diego Marinesot-W	91-89
D.31	Pasadena NazareneW	75-71
J.6	*Long Beach StateW	72-71
J.7	ChapmanL	47-70
J.13	*at Cal Poly-SLOL	50-61
J.14	*at Fresno StateL	53-54
J.20	WhittierW	68-66
J.21	PepperdineL	48-50
J.27	*Cal State Los AngelesW	74-73
J.28	*UC Santa BarbaraL	62-65
F.3	St. Mary'sL	58-81
F.10	*at Long Beach StateL	73-79
F.11	Cal State NorthridgeW	63-52
F.17	*Cal Poly-SLOW	67-60
F.18	*Fresno StateL	60-64
F.21	Loyola MarymountL	47-73
F.24	*at Cal State Los AngelesL	50-63
F.25	*at UC Santa BarbaraL	57-70

Total Points1,509-1,616

* -California Collegiate Athletic Association (CCAA) game.

► 1961-62 • 10-16; 5-7 CCAA

Home: 7-7, **Away:** 3-9
Head Coach: George Ziegenfuss

D.1	RedlandsW	67-54
D.2	at Pepperdineot-W	80-78
D.5	at Loyola MarymountL	54-90
D.8	EvansvilleL	84-89
D.9	WhittierW	63-60
D.14	at EvansvilleL	61-83
D.15	at BradleyL	64-88
D.18	at ToledoL	70-78
D.20	at Western MichiganL	60-81
D.21	at DrakeL	51-82

SAN DIEGO KIWANIS CHRISTMAS TOURNAMENT

D.29	Nevada-RenoW	83-62
D.30	Colorado StateL	57-72
J.5	*at Long Beach StateL	55-80
J.6	*at Cal State NorthridgeW	74-66
J.12	*Cal Poly-SLOW	60-49
J.13	*Fresno StateL	65-77
J.20	Pasadena NazareneW	88-71
J.26	*at Cal State Los AngelesW	81-77
J.27	*at UC Santa BarbaraL	55-59
F.2	PepperdineL	58-64
F.9	*Long Beach StateL	78-79
F.10	*Cal State NorthridgeW	88-80
F.16	*at Cal Poly-SLOL	84-87
F.17	*at Fresno StateL	69-73
F.23	*Cal State Los AngelesW	85-65

F.24	*UC Santa BarbaraL	75-77
Total Points		1,809-1,921

* -California Collegiate Athletic Association (CCAA) game.

► 1962-63 • 17-9; 8-4 CCAA

Home: 12-2, **Away:** 5-7
Head Coach: George Ziegenfuss

D.1	Cal Poly-PomonaW	68-58
D.4	at PepperdineL	66-74
D.7	at WhittierW	67-64
D.8	San DiegoW	68-49
D.12	at DenverL	55-81
D.13	at Regis CollegeL	52-58
D.15	at Northern Coloradoot-W	74-73
D.17	at Utah StateL	57-101
D.19	Regis Collegeot-W	65-64

AZTEC KIWANIS BASKETBALL FESTIVAL (San Diego, Calif.)

D.22	Iowa StateL	59-72
D.28	San Francisco StateW	73-63
D.29	RedlandsW	77-59
J.5	*at Cal State Los AngelesW	82-81
J.11	*Fresno Stateot-W	65-60
J.12	*Cal Poly-SLOW	65-58
J.18	WhittierW	84-81
J.25	*at Cal State NorthridgeW	65-59
J.26	*at UC Santa BarbaraL	60-71
F.1	*Long Beach Stateot-W	85-80
F.2	PepperdineW	55-51
F.9	*Cal State Los Angelesot-W	86-83
F.15	*at Fresno StateL	56-64
F.16	*at Cal Poly-SLOW	75-63
F.22	*Cal State NorthridgeW	86-77
F.23	*UC Santa BarbaraL	66-71
M.1	*at Long Beach StateL	63-78

Total Points1,774-1,793

* -California Collegiate Athletic Association (CCAA) game.

► 1963-64 • 15-11; 6-4 CCAA

Home: 9-3, **Away:** 6-8
Head Coach: George Ziegenfuss

N.30	at PepperdineL	65-79
D.6	at San DiegoW	70-69
D.7	at WhittierW	84-63
D.10	PepperdineW	77-75
D.14	at Iowa StateL	56-93
D.16	at DrakeL	49-79
D.17	at Nebraska WesleyanL	73-78
D.20	UC DavisW	76-47
D.27	ChapmanW	72-48
D.28	RedlandsL	46-48
J.3	*Long Beach StateW	74-70
J.10	*at Cal Poly-SLOW	84-72
J.11	*at Fresno StateL	63-74
J.16	WhittierW	81-75
J.18	Cal State FullertonW	94-64
J.24	*Cal State Los AngelesL	84-91
J.25	*Cal State NorthridgeW	94-74
J.31	at Cal State FullertonW	89-64
F.1	at Cal Poly-PomonaL	68-96
F.7	*at Long Beach StateW	80-69
F.8	Cal Poly-PomonaW	86-75
F.14	*Cal Poly-SLOW	90-64
F.15	*Fresno StateL	61-68
F.21	*at Cal State Los AngelesL	82-89
F.22	*at Cal State NorthridgeW	82-72
F.28	at Pasadena NazareneL	86-88

Total Points1,966-1,884

* -California Collegiate Athletic Association (CCAA) game.

► 1964-65 • 14-11; 5-5 CCAA

Home: 9-3, **Away:** 5-8
Head Coach: George Ziegenfuss

D.1	Cal WesternW	51-47
D.4	at WhittierW	73-71
D.12	at Cal State FullertonW	96-71
D.18	at San Francisco StateL	72-74
D.19	at Seattle PacificL	58-72
D.22	at PortlandL	73-76
D.23	at PortlandL	61-62
D.29	at RedlandsW	61-53
J.2	Pasadena NazareneW	97-66
J.8	*at Long Beach StateW	69-62
J.15	*Cal Poly-SLOW	77-76
J.16	*Fresno StateW	69-67
J.22	San Diego2ot-L	85-89

1957-58 - 1964-65 HISTORY AZTEC BASKETBALL MEDIA GUIDE

Year-By-Year Results



2006 NCAA TOURNAMENT ► 2006 MOUNTAIN WEST CHAMPIONS

J.23	Cal Poly-PomonaW	65-64
J.29	*at Cal State NorthridgeL	59-68
J.30	*at Cal State Los AngelesL	80-95
F.5	at Cal Poly-PomonaL	54-69
F.6	WhittierW	83-71
F.12	*Long Beach StateL	66-72
F.13	Cal State FullertonW	96-59
F.19	*at Cal Poly-SLOW	83-65
F.20	*at Fresno StateL	72-90
F.23	ChapmanW	69-63
F.26	*Cal State NorthridgeL	63-69
F.27	*Cal State Los AngelesW	88-72
Total Points		1,820-1,743

* -California Collegiate Athletic Association (CCAA) game.

► 1965-66 • 14-12; 6-4 CCAA

Home: 10-3, Away: 4-9

Head Coach: George Ziegenfuss

D.3	at Cal WesternL	60-71
D.4	at Cal Poly-PomonaL	80-82
D.10	at WhittierW	76-72
D.11	RedlandsW	91-70
D.14	Nebraska WesleyanW	89-63
D.16	at San DiegoL	47-54
D.18	at Southern IllinoisL	35-64
D.20	at Kentucky WesleyanL	61-94
D.22	at EvansvilleL	76-89
D.28	Cal State Fullerton2ot-W	87-86
D.31	Cal WesternL	58-69
J.7	*Long Beach StateW	102-81
J.8	Nevada-Las VegasW	91-62
J.14	*at Fresno StateL	49-86
J.15	*at Cal Poly-SLOL	71-77
J.22	Cal Poly-PomonaL	66-79
J.28	*Cal State Los AngelesL	78-80
J.29	*Cal State NorthridgeW	91-79
F.4	Claremont-MuddW	70-42
F.5	at Cal State FullertonW	105-72
F.8	WhittierW	80-63
F.11	*at Long Beach StateW	84-65
F.18	*Fresno StateW	69-66
F.19	*Cal Poly-SLOW	83-52
F.25	*at Cal State Los AngelesL	75-86
F.26	*at Cal State NorthridgeW	94-78
Total Points		1,968-1,882

* -California Collegiate Athletic Association (CCAA) game.

► 1966-67 • 24-5; 9-1 CCAA

NCAA DIV. II CHAMPIONSHIP - QUARTERFINALS

Home: 16-0, Away: 8-4, Neutral: 0-1

Head Coach: George Ziegenfuss

D.2	NW Missouri StateW	78-55
D.3	at WhittierW	109-70
D.10	at Cal State FullertonW	80-64
D.13	EvansvilleW	105-83
D.15	San Diegoot-W	55-50
D.17	at SW Missouri StateL	63-73
D.19	at TulsaW	59-57
D.20	at Wichita StateL	54-68
D.23	Cal State FullertonW	96-68
D.30	RedlandsW	83-60
J.6	*at Long Beach StateW	74-56
J.7	Cal Poly-PomonaW	78-66
J.13	*Cal Poly-SLOW	96-69
J.14	*Fresno StateW	84-63
J.21	Cal WesternW	53-52
J.27	*at Cal State NorthridgeW	76-68
J.28	*at Cal State Los AngelesW	95-72
F.3	at Nevada-Las VegasL	64-68
F.7	WhittierW	79-68
F.10	*Long Beach StateW	84-66
F.11	at Cal Poly-PomonaW	76-66
F.17	*at Cal Poly-SLOW	66-64
F.18	*at Fresno StateL	62-76
F.24	*Cal State NorthridgeW	102-58
F.25	*Cal State Los AngelesW	89-69
M.3	UC RiversideW	90-68

NCAA COLLEGE DIVISION REGIONALS

M.10	Portland State (SR)W	101-73
M.11	Nevada-Las Vegas (RC)W	88-71

NCAA DIVISION II TOURNAMENT (Evansville, Ind.)

M.15	vs. Illinois State (QF) (D)3ot-L	76-77
Total Points		2,315-1,918

* -California Collegiate Athletic Association (CCAA) game.

► 1967-68 • 21-6; 11-3 CCAA

NCAA DIV. II CHAMPIONSHIP - SUB-REGIONAL

Home: 9-2, Away: 11-3, Neutral: 1-1

Head Coach: George Ziegenfuss

D.1	at RedlandsW	97-59
D.2	SW Missouri StateW	70-67
D.5	at WhittierW	84-63
D.9	at San DiegoW	69-59
D.16	Athletes in ActionW	102-91
D.18	at Indiana StateL	69-84
D.20	at BradleyL	76-95
D.21	at Northern Illinoisot-W	72-69
D.28	Claremont-MuddW	88-57
J.5	*Cal Poly-PomonaL	72-75
J.6	*Cal State FullertonW	87-74
J.12	*at Fresno StateW	71-60
J.13	*at Cal Poly-SLOL	77-89
J.20	at Cal WesternW	65-53
J.26	*Cal State Los AngelesW	73-72
J.27	*Cal State NorthridgeW	97-70
F.2	*Long Beach StateL	57-62
F.3	WhittierW	78-60
F.9	*at Cal Poly-PomonaW	68-64
F.10	*at Cal State FullertonW	84-60
F.16	*Fresno StateW	86-70
F.17	*Cal Poly-SLOW	94-75
F.23	*at Cal State NorthridgeW	94-69
F.24	*at Cal State Los AngelesW	85-79
M.1	*at Long Beach StateW	84-72

NCAA COLLEGE DIVISION REGIONALS

M.8	UC-Irvine (SR)L	69-78
M.9	UC-Davis (SR-3rd)W	79-72
Total Points		2,147-1,898

* -California Collegiate Athletic Association (CCAA) game.

► 1968-69 • 10-15; Independent

Home: 5-7, Away: 4-8, Neutral: 1-0

Head Coach: George Ziegenfuss

D.6	at WhittierW	73-72
D.7	at Cal State Los AngelesW	101-89
D.14	RedlandsW	79-53
D.17	at Ball StateL	73-75
D.19	at Kentucky WesleyanL	63-86
D.21	at EvansvilleL	87-94
D.23	MinnesotaL	60-73

NEVADA SOUTHERN TOURNAMENT (Las Vegas, Nev.)

D.27	at Nevada-Las VegasL	74-101
D.28	vs. MontanaW	71-61
J.3	at Cal Poly-PomonaW	76-66
J.4	at Cal State FullertonL	59-65
J.10	Cal Poly-SLOW	74-58
J.11	Fresno StateL	78-91
J.18	Cal WesternW	87-70
J.24	Northern IllinoisL	73-81
J.31	WhittierL	96-103
F.1	UC Santa BarbaraL	80-93
F.7	Cal Poly-PomonaW	99-98
F.8	ChapmanW	99-90
F.14	at Cal Poly-SLOW	77-76
F.15	at Fresno StateL	69-87
F.20	San DiegoL	65-72
F.22	at ChapmanL	92-94
F.25	at UC IrvineL	56-89
F.28	Cal State FullertonL	62-76
Total Points		1,923-2,013

► 1969-70 • 13-13; 3-7 PCAA

Home: 8-5, Away: 5-8

Head Coach: Dick Davis

Leading Scorers: Von Jacobsen (G, Jr., 16.4, 6.5), Joe Lavender (F, Jr., 15.2, 7.6), Jon Borchert (F, Jr., 11.7, 8.6), Mike Spilger (G, Sr., 9.6, 2.0), Gary Schneider (F, Jr., 8.8, 6.8)

AZTEC INVITATIONAL (San Diego Sports Arena)

D.3	Pomona College (SA)W	81-74
D.5	UC-San Diego (SA)W	70-65
D.6	Tahoe College (SA)W	92-87
D.12	Cal State Northridge (PG)L	74-84
D.13	UC Irvine (PG)W	80-68
D.20	at Southern IllinoisL	53-67
D.22	at Northern IllinoisL	65-85
D.23	at MinnesotaL	68-79
D.27	San Francisco State (PG)W	73-59
J.2	at Cal State FullertonW	75-60
J.3	Cal Poly-Pomona (PG)W	86-78

J.9	*Long Beach State (PG)L	56-60
J.16	*at Cal State Los AngelesW	90-69
J.17	*at UC Santa BarbaraL	59-62
J.24	at Cal Poly-PomonaL	71-83
J.30	*Fresno State (PG)L	86-88
J.31	*San Jose State (PG)W	85-74
F.3	at San DiegoW	70-67
F.6	at Cal State NorthridgeL	71-77
F.7	at U.S. InternationalW	96-74
F.10	Cal State Fullerton (PG)W	112-66
F.13	*at Fresno StateL	91-100
F.14	*at San Jose StateW	85-74
F.20	*Cal State Los Angeles (PG)L	92-97
F.21	*UC Santa Barbara (PG)L	77-87
F.27	*at Long Beach StateL	55-74
Total Points		2,013-1,958

* -Pacific Coast Athletic Association (PCAA) game.

Division I Era

► 1970-71 • 12-14; 3-7 PCAA

Home: 10-4, Away: 2-10

Head Coach: Dick Davis

Leading Scorers: Gary Schneider (C, Sr., 15.1, 8.8), Jimmy Harris (G, Jr., 13.6, 2.7), Von Jacobsen (G, Sr., 11.6, 4.4), Joe Lavender (F, Sr., 11.6, 5.6), Jimmy Wilkins (G, Jr., 10.1, 3.1)

D.1	at Texas TechL	86-93
D.3	at Arizona StateL	79-117
D.11	at Loyola MarymountL	85-91
D.18	North Dakota State (PG)W	92-86
D.19	Ball State (PG)W	86-75
D.21	at TulsaL	87-113
D.23	at CreightonL	68-73
J.4	Colorado (PG)L	77-85
J.8	*Long Beach State (PG)L	73-83
J.9	Seattle (PG)W	100-85
J.15	*UC Santa Barbara (PG)L	75-81
J.16	*Cal State Los Angeles (PG)L	87-97
J.22	Louisiana Tech (PG)W	88-78
J.23	Loyola Marymount (PG)W	100-75
J.26	San Diego (PG)W	97-82
J.29	*at San Jose StateW	102-83
J.30	*at Fresno StateL	96-97
F.4	Hawai'i (PG)W	107-95
F.6	at UC-IrvineW	71-67
F.8	at PacificL	83-110
F.12	*San Jose State (PG)W	115-102
F.13	*Fresno State (PG)W	106-95
F.19	*at UC Santa BarbaraL	86-96
F.20	*at Cal State Los AngelesL	70-77
F.23	U.S. International (PG)W	84-64
F.26	*at (20) Long Beach StateL	61-63
Total Points		2,261-2,263

* -Pacific Coast Athletic Association (PCAA) game.

► 1971-72 • 18-10; 7-5 PCAA

Home: 11-2, Away: 6-8, Neutral: 1-0

Head Coach: Dick Davis

Leading Scorers: Chris McMurray (C, Jr., 16.1, 12.5), Jimmy Harris (G, Sr., 15.9, 3.8), Jimmy Wilkins (G, Sr., 14.8, 5.4), Jeff Pete (F, Jr., 10.8, 5.7), Larry Jones (F, Jr., 9.1, 8.7)

D.1	at ColoradoW	79-68
D.3	at NebraskaW	63-61
D.4	at North Dakota StateW	83-71
D.9	at ArizonaW	69-67
D.11	Northern Colorado (SA)W	104-75
D.13	Wheaton (SA)W	100-88
D.15	North Dakota State (SA)W	86-69
D.17	at Oregon StateL	90-96

UC IRVINE TOURNAMENT (Irvine, Calif.)

D.21	vs. ChapmanW	99-79
D.22	at UC IrvineL	77-83
J.6	*(8) Long Beach State (SA)L	75-89
J.13	*UC Santa Barbara (SA)W	73-64
J.15	*Cal State Los Angeles (SA)W	90-85
J.21	*at UC Santa BarbaraW	69-66
J.22	Arizona State (PG)L	73-76
J.25	San Diego (SA)W	87-69
J.28	*at PacificL	72-92
J.29	*at San Jose Stateot-L	63-65
F.4	*Fresno State (SA)W	73-72
F.12	*at (8) Long Beach StateL	68-85
F.15	UC Irvine (SA)W	109-95

HISTORY ► 1965-66 - 1971-72
AZTEC BASKETBALL MEDIA GUIDE

Year-By-Year Results



2006 NCAA TOURNAMENT ► 2006 MOUNTAIN WEST CHAMPIONS

F.17	*Pacific (SA)	W	84-82
F.19	*San Jose State (PG)	W	80-73
F.21	U.S. International (SA)	W	83-68
F.25	at (17) Hawai'i	L	75-94
F.26	at (17) Hawai'i	L	83-91
M.3	*at Cal State Los Angeles	L	85-92
M.4	*at Fresno State	W	90-80
Total Points			2,282-2,195

*-Pacific Coast Athletic Association (PCAA) game.

► 1972-73 • 15-11; 7-5 PCAA

Home: 11-2, Away: 4-9

Head Coach: Dick Davis

Leading Scorers: Geoff Pete (G, Sr., 12.1, 4.1), John Anderson (F, Jr., 11.0, 6.9), Steve Copp (F, Fr., 10.4, 6.7), Larry Jones (F/C, Sr., 10.3, 7.1), Brad McNamara (G, Jr., 9.5, 1.8)

N.27	at (17) Kansas State	L	67-79
D.4	Hardin-Simmons (SA)	W	70-67
D.9	Loyola Marymount (SA)	W	88-67
D.15	Portland State (SA)	W	86-53
D.16	Oral Roberts (SA)	L	75-87
D.19	at DePaul	L	75-89
D.21	at Northern Illinois	W	85-74
D.23	at Illinois State	L	82-99
J.2	Colorado (SA)	W	65-60
J.5	*at Pacific	L	67-81
J.6	*at San Jose State	L	50-52
J.13	*at Fresno State	W	79-71
J.15	Arizona (PG)	W	81-68
J.18	Creighton (PG)	W	73-68
J.20	at Arizona State	L	70-95
J.26	at U.S. International	W	58-55
J.31	*Cal State Los Angeles (SA)	W	78-77
F.3	*UC Santa Barbara (SA)	W	68-65
F.7	*at (3) Long Beach State	L	76-97
F.10	*(3) Long Beach State (SA)	L	66-84
F.15	*Pacific (SA)	W	99-86
F.17	*San Jose State (PG)	W	76-73
F.23	*at UC Santa Barbara	L	65-87
F.24	*at Cal State Los Angeles	W	88-87
F.27	at San Diego	L	67-78
M.3	*Fresno State (SA)	W	76-75
Total Points			1,930-1,974

*-Pacific Coast Athletic Association (PCAA) game.

► 1973-74 • 7-19; 4-8 PCAA

Home: 5-6, Away: 1-12, Neutral: 1-1

Head Coach: Dick Davis

Leading Scorers: John Anderson (F, Sr., 12.1, 6.7), Brad McNamara (G, Sr., 11.6, 1.5), Allen Bunting (C/F, So., 9.8, 6.7), Dan Teague (G, Sr., 9.0, 3.8), Gary Earle (G, So., 7.5, 3.1)

CREIGHTON INVITATIONAL TOURNAMENT (Omaha, Neb.)			
D.7	vs. Oklahoma	L	57-92
D.8	vs. Air Force	W	87-68
D.11	at (14) Arizona	L	79-109
D.13	at Oral Roberts	L	78-95
D.15	at Colorado	L	69-82
D.21	(13) Kansas State (SA)	W	88-75
D.28	Rice (PG)	L	64-75
D.29	Illinois State (PG)	W	97-88
J.3	at Creighton	L	61-79
J.5	at Oklahoma	L	66-91
J.8	at (7) Marquette	L	66-90
J.10	*at San Jose State	L	69-81
J.12	*at Pacific	L	63-64
J.17	*Cal State Los Angeles (PG)	L	72-75
J.19	*Fresno State (PG)	W	57-56
J.22	at Loyola Marymount	L	59-65
J.24	Northern Illinois (SA)	ot-L	80-89
F.2	*UC Santa Barbara (PG)	L	73-76
F.7	*at (9) Long Beach State	L	48-64
F.9	*(9) Long Beach State (SA)	L	72-98
F.15	*at Cal State Los Angeles	L	52-77
F.16	*at Fresno State	W	80-78
F.21	*at UC Santa Barbara	L	70-85
F.26	Arizona State (SA)	L	68-78
F.28	*Pacific (PG)	W	78-75
M.2	*San Jose State (PG)	W	73-71
Total Points			1,826-2,076

*-Pacific Coast Athletic Association (PCAA) game.

► 1974-75 • 14-13; 6-4 PCAA

NCAA TOURNAMENT - FIRST ROUND

Home: 9-5, Away: 4-6, Neutral: 1-2

Head Coach: Tim Vezie

Leading Scorers: Will Connelly (C, So., 17.7, 9.2), Steve Copp (F, Jr., 13.8, 9.1), Bob Kovach (F, Jr., 12.3, 5.7), Allen Bunting (F, Jr., 8.3, 5.7), Gary Earle (G, Jr., 7.0, 3.1)

D.2	Washington State (SA)	L	67-76
D.5	Idaho State (PG)	W	76-67
D.7	(18) Arizona (SA)	L	79-81
D.9	(12) Purdue (SA)	L	87-91
D.14	at Rice	W	83-75
D.17	at Arizona State	L	86-96
D.19	at Colorado	L	84-85
D.23	Western Michigan (PG)	W	60-58

ORAL ROBERTS CLASSIC (Tulsa, Okla.)

D.27	vs. Bowling Green	L	68-73
D.28	vs. Harvard	W	69-53
J.2	Oklahoma (SA)	ot-L	74-79
J.4	Loyola Marymount (PG)	W	57-55
J.6	(13) Marquette (SA)	L	54-58
J.18	at UC Santa Barbara	W	68-67
J.25	*Cal State Fullerton (PG)	W	72-65
J.30	*Fresno State (PG)	W	73-60
F.1	*Long Beach State (PG)	W	84-77
F.6	*at Pacific	W	74-72
F.8	*at San Jose State	L	73-77
F.13	*San Jose State (PG)	W	95-77
F.15	*Pacific (PG)	W	78-70
F.20	UC Santa Barbara (PG)	W	77-76
F.22	*at Cal State Fullerton	L	71-72
F.25	at San Diego	W	84-61
F.27	*at Long Beach State	L	74-97
M.2	*at Fresno State (D)	L	64-68

NCAA TOURNAMENT (Tempe, Ariz.)

M.15	vs. (17) Nevada-Las Vegas	L	80-90
Total Points			2,011-1,976

*-Pacific Coast Athletic Association (PCAA) game.

► 1975-76 • 16-13; 5-5 PCAA

NCAA TOURNAMENT - FIRST ROUND

Home: 10-3, Away: 4-9, Neutral: 2-1

Head Coach: Tim Vezie

Leading Scorers: Steve Copp (F, Sr., 17.9, 8.6), Will Connelly (C, Jr., 16.6, 8.9), Bob Kovach (F, Sr., 9.8, 4.9), Ray Leary (G, Sr., 8.3, 2.2), Joel Kramer (F, So., 7.7, 6.0)

N.28	at Washington State (SC)	L	81-86
D.1	at Idaho State	L	65-73
D.10	at Purdue	W	81-79

UTAH CLASSIC (Salt Lake City, Utah)

D.12	vs. Nevada-Reno	W	86-65
D.13	at Utah	L	89-98
D.15	at (5) UCLA	L	86-101
D.17	Central Michigan (PG)	W	73-59
D.19	San Diego (PG)	W	78-62
D.27	at Nevada-Reno	L	89-90
D.30	St. Francis (Pa.) (PG)	W	95-87
J.2	New Mexico (SA)	W	78-58
J.5	Colorado (SA)	W	78-72
J.8	Iowa State (PG)	W	92-78
J.10	Portland State (PG)	W	110-80
J.15	at UC Santa Barbara	L	78-83
J.24	*Cal State Fullerton (PG)	W	63-60
J.29	*Long Beach State (PG)	W	79-52
J.31	*Fresno State (PG)	W	103-84
F.5	*at San Jose State	W	73-71
F.8	*at Pacific (D)	L	64-70
F.12	*Pacific (PG)	L	62-68
F.14	*San Jose State (PG)	L	74-82
F.19	UC Santa Barbara (PG)	L	73-76
F.21	*at Cal State Fullerton	L	61-71
F.26	*at Fresno State	L	82-87
F.28	*at Long Beach State	ot-W	67-62

PCAA TOURNAMENT (Stockton, Calif.)

M.6	vs. San Jose State (SF)	W	67-64
M.7	at Pacific (CH)	W	76-64

NCAA TOURNAMENT (Eugene, Ore.)

M.13	vs. (6) UCLA (FR)	L	64-74
Total Points			2,267-2,156

*-Pacific Coast Athletic Association (PCAA) game.

► 1976-77 • 13-15; 9-3 PCAA

Home: 8-4, Away: 4-9, Neutral: 1-2

Head Coach: Tim Vezie

Leading Scorers: Presnell Gilbert (G, Fr., 15.4, 6.5), Brian Fisherman (G/F, Sr., 14.7, 4.8), Joel Kramer (F, Jr., 11.3, 9.2), Mark Delsman (G, Sr., 8.9, 2.9), Will Connelly (F, Sr., 8.8, 5.2)

N.26	at (4) UCLA	L	64-74
N.29	Northern Arizona (PG)	W	89-65

SUN DEVIL CLASSIC (Tempe, Ariz.)

D.3	at Arizona State	L	65-86
D.4	vs. Wichita State	L	62-75
D.8	at San Diego	L	63-67
D.11	(5) Nevada-Las Vegas (SA)	L	113-118
D.16	Boise State (PG)	W	78-68
D.20	at New Mexico	L	104-107

CABRILLO CLASSIC (San Diego Sports Arena)

D.28	LaSalle (SA)	L	84-88
D.29	Texas-El Paso (SA)	W	76-58
J.3	North Texas State (PG)	L	100-108
J.6	at (11) Arizona	L	77-80
J.8	at Drake	L	80-103
J.10	at Missouri	L	69-84
J.15	*at Cal State Fullerton	W	73-70
J.20	*Pacific (PG)	ot-W	83-76
J.22	*San Jose State (PG)	W	88-80
J.27	*at Fresno State	L	61-77
J.29	*at Long Beach State	L	83-85
J.31	*UC Santa Barbara (PG)	W	76-66
F.5	*Cal State Fullerton (PG)	W	61-59
F.12	*at UC Santa Barbara	W	87-76
F.17	*Long Beach State (PG)	L	73-75
F.19	*Fresno State (PG)	W	80-58
F.24	*at San Jose State	W	73-64
F.26	*at Pacific	W	64-63

PCAA TOURNAMENT (Anaheim, Calif.)

M.2	Fresno State (PG) (FR)	W	51-41
M.5	vs. San Jose State (SF)	L	74-75
Total Points			2,151-2,146

*-Pacific Coast Athletic Association (PCAA) game.

► 1977-78 • 19-9; 11-3 PCAA

Home: 12-1, Away: 6-6, Neutral: 1-2

Head Coach: Tim Vezie

Leading Scorers: Kim Goetz (F, Jr., 16.9, 2.8), Joel Kramer (F, Sr., 13.5, 9.1), Steve Malovic (C, Jr., 13.1, 7.8), Mike Dodd (G, Jr., 14.1, 2.3), Hilton Hale (4.8, 2.5)

N.25	Drake (SA)	W	100-72
D.2	Arizona (SA)	L	79-80
D.3	Nevada-Reno (SA)	W	113-88
D.10	at (10) Nevada-Las Vegas	L	95-101

DAYTON INVITATIONAL (Dayton, Ohio)

D.16	at Dayton	L	71-80
D.17	vs. Oregon	L	89-91
D.19	at Toledo	L	66-75
D.23	Brigham Young (SA)	W	104-88

CABRILLO CLASSIC (San Diego Sports Arena)

D.29	Fordham (SA)	W	104-74
D.30	Purdue (SA)	W	91-84
J.7	at Arizona State	W	77-74
J.9	at Northern Arizona	W	76-69
J.12	*at Pacific	L	71-72
J.14	*at San Jose State	W	68-66
J.19	*UC Irvine (SA)	W	90-65
J.21	*at Fresno State	L	49-59
J.26	*Cal State Fullerton (SA)	W	94-69
J.28	*UC Santa Barbara (SA)	W	80-56
F.2	*Long Beach State (SA)	W	88-82
F.4	*at Long Beach State	L	79-89
F.9	*at UC Santa Barbara	W	87-71
F.11	*at Cal State Fullerton	W	76-70
F.16	*Fresno State (SA)	W	45-41
F.18	*at UC Irvine	W	48-42
F.23	*San Jose State (SA)	W	81-77
F.25	*Pacific (SA)	W	84-69

PCAA TOURNAMENT (SF in Anaheim, Calif.)

M.2	vs. UC Santa Barbara (FR)	W	96-70
M.3	vs. Cal State Fullerton (SF)	L	50-64
Total Points			2,251-2,038

*-Pacific Coast Athletic Association (PCAA) game.

► 1978-79 • 15-12; 4-8 Western Athletic

Home: 13-4, Away: 2-8

Head Coach: Tim Vezie

Starting Lineup: Kim Goetz (F, Sr., 20.5, 4.4), Steve Malovic

Year-By-Year Results



2006 NCAA TOURNAMENT ► 2006 MOUNTAIN WEST CHAMPIONS

(C, Sr., 17.4, 9.8), Mike Dodd (G, Sr., 12.6, 3.7), Tony Gwynn (G, So., 9.7, 2.3), Presnell Gilbert (F, Jr., 11.2, 5.4)

N.24	at Oregon	L	64-75
N.28	Idaho State (SA)	W	104-83
D.1	Wisconsin-Parkside (SA)	W	79-61
D.5	at (17) San Francisco	W	77-75
D.9	Toledo (SA)	W	65-57
D.16	at (5) UCLA	L	73-97
D.21	Missouri (SA)	W	83-77
D.23	(7) Kansas (SA)	W	81-69

CABRILLO CLASSIC (San Diego Sports Arena)

D.29	Stanford (SA)	L	84-85
D.30	Pennsylvania (SA)	W	110-86
J.4	Nevada-Las Vegas (SA)	L	80-85
J.5	Portland State (SA)	W	88-54
J.12	*at Wyoming	L	71-78
J.13	*at Colorado State	L	76-82
J.16	Cal State Northridge (SA)	W	82-73
J.22	Arizona State (SA)	W	80-73
J.25	*New Mexico (SA)	W	78-72
J.27	*Texas-El Paso (SA)	W	62-61
F.2	*at Utah	L	74-76
F.3	*at Brigham Young	L	80-88
F.9	*Colorado State (SA)	W	90-83
F.10	*Wyoming (SA) (D)	W	79-71
F.17	at Nevada-Las Vegas	W	94-91
F.23	*at Texas-El Paso	L	66-79
F.24	*at New Mexico	L	78-84
M.1	*Brigham Young (SA)	L	95-96
M.3	*Utah (SA)	L	87-100
Total Points			2,180-2,111

* -Western Athletic Conference game.

► 1979-80 • 6-21; 3-11 Western Athletic

Home: 6-11, Away: 0-10

Head Coach: Smokey Gaines

Starting Lineup: Eddy Gordon (F, Fr., 13.1, 8.9), Joe Mendoza (G, Jr., 12.0, 2.5), Tony Gwynn (G, Jr., 11.1, 2.7), Drew Head (C, Jr., 5.1, 4.2), Chris Holden (F, So., 8.3, 6.0)

D.1	Fort Hays State (PG)	W	101-77
D.4	San Diego (SA)	ot-W	67-58
D.6	at Idaho State	L	87-99
D.8	at (19) Kansas	L	66-79
D.11	Northern Arizona (SA)	L	90-94
D.13	Oklahoma State (SA)	W	104-100
D.18	Cal State Fullerton (SA)	L	53-68
D.22	San Francisco (SA)	L	77-91

CABRILLO CLASSIC (San Diego Sports Arena)

D.28	Brown (SA)	L	64-71
D.29	Tennessee (SA)	L	77-96
J.3	*Colorado State (SA)	W	86-71
J.5	*Wyoming (SA)	W	65-57
J.8	*Hawaii (SA)	ot-L	76-78
J.11	at Nevada-Las Vegas	L	86-88
J.17	*at Texas-El Paso	L	68-73
J.19	*at New Mexico	L	72-73
J.24	*(20) Brigham Young (SA)	L	91-123
J.26	*Utah (SA) (D) (TV)	L	83-102
J.31	*at Wyoming	L	58-79
F.2	*at Colorado State	L	66-68
F.5	Nevada-Las Vegas (SA)	L	86-98
F.9	*at Hawaii	L	69-79
F.14	*New Mexico (SA)	W	76-74
F.16	*Texas-El Paso (SA)	L	88-94
F.23	Grand Canyon (SA)	L	68-86
F.28	*at Utah	L	91-112
M.1	*at (12) Brigham Young	L	81-114
Total Points			2,096-2,302

* -Western Athletic Conference game.

► 1980-81 • 15-12; 8-8 Western Athletic

Home: 9-5, Away: 6-7

Head Coach: Smokey Gaines

Starting Lineup: Zack Jones (G, Jr., 17.1, 3.6), Michael Cage (F, Fr., 10.9, 13.1), Eddy Gordon (F, So., 8.2, 6.2), Tony Gwynn (G, Sr., 9.5, 1.5), Drew Head (C, Sr., 3.1, 2.7)

N.29	at UC Santa Barbara	W	67-57
D.2	San Diego (SA)	W	60-52
D.4	Idaho State (PG)	W	96-80
D.11	at Northern Arizona	L	68-76
D.13	at Cal State Fullerton	W	70-64
D.27	at Long Beach State	W	71-68

CABRILLO CLASSIC (San Diego Sports Arena)

D.29	La Salle (SA)	W	93-67
D.30	(1) DePaul (SA)	L	69-85

J.2	*Wyoming (SA)	L	51-69
J.5	*Colorado State (SA)	W	78-66
J.7	Navy (SA)	W	90-77
J.8	*at (17) Brigham Young	L	73-84
J.10	*at (18) Utah (D)	L	74-97
J.15	*Air Force (SA)	W	58-43
J.17	Nevada-Las Vegas (SA)	L	77-78
J.30	*at New Mexico	L	98-100
J.31	*at Texas-El Paso	L	66-81
F.5	*at Colorado State	W	53-51
F.7	*at Wyoming (D)	L	57-102
F.12	*(6) Utah (SA)	L	53-62
F.14	*(15) Brigham Young (SA)	W	73-72
F.20	at Nevada-Las Vegas	L	67-68
F.21	*at Air Force	2ot-W	63-61
F.24	*Hawaii (SA)	W	90-77
F.28	*at Hawaii	W	80-65
M.5	*Texas-El Paso (SA)	L	70-72
M.7	*New Mexico (SA)	W	92-84
Total Points			1,957-1,958

* -Western Athletic Conference game.

► 1981-82 • 20-9; 11-5 Western Athletic

NIT - FIRST ROUND

Home: 16-2, Away: 4-7

Head Coach: Smokey Gaines

Starting Lineup: Keith Smith (G, Jr., 12.8, 2.7), Zack Jones (G, Sr., 12.3, 3.3), Michael Cage (F, So., 11.0, 8.8), Leonard Allen (C, Fr., 4.5, 3.7), Eddie Morris (F, Jr., 7.7, 1.9)

N.27	UC Santa Barbara (PG)	W	95-60
N.30	UC San Diego (PG)	W	105-70
D.3	at (13) Arkansas	L	68-85
D.5	at (20) Georgetown (D)	L	53-71
D.8	Cal State Los Angeles (PG)	W	99-60
D.10	San Diego (SA)	W	41-36
D.12	Oregon (SA)	W	87-74
D.22	Long Beach State (SA)	W	92-84

CABRILLO CLASSIC (San Diego Sports Arena)

D.29	Baylor (SA)	W	77-54
D.30	Temple (SA)	W	75-64
J.2	at Nevada-Las Vegas	L	71-77
J.9	*at Hawaii	L	63-70
J.14	*New Mexico (SA)	W	78-62
J.16	*Texas-El Paso (SA)	W	65-61
J.21	*at Wyoming	L	64-77
J.23	*at Colorado State	W	57-50
J.25	*at Air Force	W	58-57
J.28	*Brigham Young (SA)	W	80-66
J.30	*Utah (SA)	W	75-62
F.4	*Air Force (SA)	W	67-55
F.6	Nevada-Las Vegas (SA)	W	81-68
F.13	*Hawaii (SA)	W	79-60
F.18	*at Texas-El Paso	ot-L	60-62
F.20	*at New Mexico	W	86-79
F.25	*at Utah	W	74-72
F.27	*at Brigham Young (D)	L	66-106
M.4	*Colorado State (SA)	W	68-62
M.6	*Wyoming (SA)	ot-L	64-66

NATIONAL INVITATION TOURNAMENT

M.12	UC Irvine (SA)	L	69-70
Total Points			2,117-1,940

* -Western Athletic Conference game.

► 1982-83 • 18-10; 8-8 Western Athletic

Home: 14-3, Away: 4-7

Head Coach: Smokey Gaines

Starting Lineup: Michael Cage (F, Jr., 19.5, 12.6), Keith Smith (G, Sr., 11.5, 2.1), Anthony Watson (G, Fr., 11.4, 1.9), Eddie Morris (F, Sr., 9.6, 3.7), Leonard Allen (C, So., 6.9, 6.0)

N.26	San Francisco State (PG)	W	75-58
D.1	at Long Beach State	W	93-80
D.4	Prairie View A&M (SA)	W	105-83
D.7	Doane College (PG)	W	100-88
D.9	San Diego (SA)	W	47-45
D.11	at Oregon	W	49-47
D.21	Howard (PG)	W	89-61
D.23	at Arizona	L	44-46

CABRILLO CLASSIC (San Diego Sports Arena)

D.29	Florida State (SA)	W	89-85
D.30	(16) Villanova (SA)	L	57-63
J.6	St. Mary's (PG)	W	80-55
J.14	*at Brigham Young	L	74-96
J.15	*at Utah	L	57-64
J.22	*at Hawaii	L	75-98
J.27	*Colorado State (PG)	W	59-45

J.29	*Wyoming (SA)	W	64-57
J.31	*Air Force (SA)	W	71-47
F.3	*at New Mexico	W	61-37
F.5	*at Texas-El Paso (D)	L	50-52
F.9	*Utah (SA)	W	63-61
F.12	*Brigham Young (SA)	L	67-69
F.19	*Hawaii (SA)	W	74-71
F.22	Long Beach State (SA)	W	91-76
F.24	*at Wyoming	L	56-66
F.26	*at Air Force	W	64-58
F.28	*at Colorado State	L	55-70
M.3	*Texas-El Paso (SA)	L	66-68
M.5	*New Mexico (SA) (D)	W	77-73
Total Points			1,952-1,819

* -Western Athletic Conference game.

► 1983-84 • 15-13; 6-10 Western Athletic

Home: 11-5, Away: 3-8, Neutral: 1-0

Head Coach: Smokey Gaines

Starting Lineup: Michael Cage (F/C, Sr., 24.5, 12.6), Leonard Allen (C, Jr., 8.7, 7.0), Jeff Konek (F, Jr., 8.3, 2.1), Andre Ross (F, Jr., 5.5, 5.2), Anthony Watson (G, So., 10.5, 2.8)

N.28	at St. Mary's	ot-W	72-67
D.3	UC Irvine (SA)	L	76-79
D.6	Long Beach State (SA)	W	91-76

FIRST TULSA CLASSIC (Tulsa, Okla.)

D.9	vs. Oklahoma City	W	68-58
D.10	at Tulsa	L	80-91
D.17	Arizona (SA)	W	90-80
D.20	at Texas	W	91-77
D.27	Oral Roberts (SA)	ot-W	85-75

CABRILLO CLASSIC (San Diego Sports Arena)

D.29	East Tennessee State (SA)	W	80-58
D.30	Virginia (SA)	L	65-81
J.3	Navy (SA)	W	88-81
J.5	San Diego (SA)	W	61-47
J.12	*at (8) Texas-El Paso	L	59-75
J.14	*at New Mexico	W	74-68
J.19	*Utah (SA)	L	68-74
J.21	*Brigham Young (SA)	W	79-75
J.28	*Hawaii (SA) (D)	W	73-68
F.2	*at Air Force	L	43-55
F.4	*at Colorado State	L	63-68
F.6	*at Wyoming	ot-L	73-83
F.9	*at (7) Texas-El Paso (SA)	W	73-62
F.11	*New Mexico (SA) (D)	W	61-60
F.16	*at Brigham Young	ot-L	92-94
F.18	*at Utah	L	63-72
F.25	*at Hawaii	L	55-57
F.29	*Colorado State (PG)	L	59-61
M.1	*Wyoming (SA)	L	64-65
M.3	*Air Force (SA)	W	74-58
Total Points			2,020-1,965

* -Western Athletic Conference game.

► 1984-85 • 23-8; 11-5 Western Athletic

NCAA TOURNAMENT - FIRST ROUND

Home: 12-3, Away: 8-4, Neutral: 3-1

Head Coach: Smokey Gaines

Starting Lineup: Leonard Allen (C, Sr., 14.6, 8.1), Anthony Watson (G, Jr., 17.5, 3.3), Michael Kennedy (F/G, Sr., 10.8, 5.3), Creon Dorsey (G, Jr., 8.3, 3.7), Andre Ross (F, Sr., 8.7, 4.7)

N.29	at UC Irvine	W	86-77
D.1	Morgan State (SA)	W	128-68
D.6	San Diego (SA)	W	57-53
D.11	UC Santa Barbara (SA)	W	84-69
D.15	at Long Beach State	W	62-60

UNLV ROUNDUP (Las Vegas, Nev.)

D.20	vs. McNeese State	W	91-85
D.21	vs. SW Louisiana	W	86-73
D.22	Texas (SA)	W	71-65

CABRILLO CLASSIC (San Diego Sports Arena)

D.28	TCU (SA)	L	70-72
D.29	Michigan State (SA)	L	61-77
J.3	*at Wyoming	W	60-57
J.5	*at Air Force	W	88-73
J.10	*Utah (SA)	W	76-67
J.12	*Brigham Young (SA)	W	89-70
J.18	*at New Mexico	L	85-94
J.19	*at Texas-El Paso	L	81-87
J.22	at U.S. International	W	112-74
J.24	*at Hawaii	W	70-66
J.28	*Air Force (SA)	W	74-64
J.31	*at Brigham Young	W	77-71

Year-By-Year Results



2006 NCAA TOURNAMENT ► 2006 MOUNTAIN WEST CHAMPIONS

1985-86 - 1990-91 ◀ HISTORY

F.2	*at Utah	L	65-67
F.7	*Colorado State (SA)	W	75-72
F.9	*Wyoming (SA)	W	79-70
F.12	Long Beach State (SA)	W	86-69
F.14	*Texas-El Paso (SA)	W	76-63
F.16	*New Mexico (SA)	W	99-80
F.21	*Hawaii (SA)	L	68-69
F.23	*at Colorado State	L	72-78
WAC CHAMPIONSHIP (El Paso, Texas)			
M.8	vs. (#3) New Mexico (SF)	W	98-84
M.9	at (#1) Texas-El Paso (CH)	W	87-81
NCAA TOURNAMENT (Salt Lake City, Utah)			
M.14	vs. (9) (#4) Nevada-Las Vegas (FR)	L	80-85
Total Points			2,493-2,240

*-Western Athletic Conference game.

► 1985-86 • 10-19; 7-9 Western Athletic

Home: 7-5, **Away:** 1-11, **Neutral:** 2-3
Head Coach: Smokey Gaines
Starting Lineup: Anthony Watson (G, Sr., 22.5, 5.1), John Martens (F, Sr., 12.2, 7.3), Creon Dorsey (G, Sr., 8.2, 2.8), Kevin Brown (C, Fr., 2.9, 4.6), Steffond Johnson (F, Sr., 15.7, 8.4)
SUN-MET CLASSIC (Fresno, Calif.)
 N.29 vs. Louisiana Tech L 72-74
 N.30 vs. Eastern Washington ot-L 79-81
 D.3 at Arkansas L 64-76
 D.4 at Oral Roberts L 77-89
 D.12 at Arizona L 66-72
 D.14 San Diego (SA) L 64-81

UNLV REBEL ROUNDUP (Las Vegas, Nev.)
 D.20 at (12) Nevada-Las Vegas L 85-105
 D.21 vs. Florida W 63-62

HOLIDAY BOWL CLASSIC (San Diego Sports Arena)
 D.27 UNC Charlotte (SA) L 76-77
 D.28 Fresno State (SA) L 49-61
 J.2 *Air Force (SA) W 69-50
 J.4 *Colorado State (SA) W 72-56
 J.10 *at Utah ot-L 89-93
 J.11 *at Brigham Young L 70-82
 J.16 *New Mexico (SA) W 71-68
 J.18 *(17) Texas-El Paso (SA) W 67-66
 J.23 *at Hawaii L 80-83
 J.27 *Wyoming (SA) W 88-82
 J.30 *at Colorado State L 72-75
 J.31 *at Air Force W 69-63
 F.6 *Brigham Young (SA) L 71-81
 F.8 *Utah (SA) L 58-59
 F.13 *at Wyoming L 71-89
 F.15 *Hawaii (SA) (D) W 80-70
 F.20 U.S. International (SA) W 138-93
 F.27 *at Texas-El Paso L 64-91
 M.1 *at New Mexico ot-L 92-95

WAC CHAMPIONSHIP (Arena-Auditorium; Laramie, Wyo.)
 M.6 vs. (#3) Utah (QF) W 73-71
 M.7 vs. (#2) Texas-El Paso (SF) L 76-78
 Total Points 2,165-2,223

*-Western Athletic Conference game.

► 1986-87 • 5-25; 2-14 Western Athletic

Home: 5-12, **Away:** 0-10, **Neutral:** 0-3
Head Coach: Smokey Gaines
Starting Lineup: Rodney Hawkins (F, Jr., 9.2, 6.0), Josh Lowery (G, So., 11.8, 2.1), Gerald Murray (C, Jr., 10.1, 7.9), Tony Ross (G, Fr., 16.3, 2.2), Juan Espinoza (F, Jr., 7.2, 4.2)
 D.1 at UC Santa Barbara L 70-87
 D.4 (20) Arizona (SA) L 78-110
 D.11 San Diego (SA) L 67-83
 D.13 Cal State Los Angeles (SA) W 64-60
VOLUNTEER CLASSIC (Knoxville, Tenn.)
 D.19 vs. UNC Charlotte L 66-81
 D.20 vs. Ball State L 84-86
 D.22 at Memphis State L 75-101

HOLIDAY BOWL CLASSIC (San Diego Sports Arena)
 D.27 Manhattan (SA) W 77-69
 D.28 Mississippi (SA) L 77-88
 D.29 Northern Iowa (SA) L 66-68
 J.3 *New Mexico (SA) L 84-88
 J.5 *Texas-El Paso (SA) L 58-77
 J.8 *at Air Force L 75-86
 J.10 *at Colorado State L 79-84
 J.15 *at Brigham Young L 82-94
 J.17 *at Utah (D) L 65-93
 J.22 *Wyoming (SA) L 70-79
 J.26 *at Hawaii L 67-76

J.29	U.S. International (SA)	L	81-87
J.31	Miami (Fla.) (SA)	ot-L	82-83
F.5	*Colorado State (SA)	L	62-64
F.7	*Air Force (SA)	L	77-81
F.13	at Texas-El Paso	L	73-79
F.14	*at New Mexico	L	66-76
F.19	*at Wyoming	L	73-85
F.21	*Hawaii (SA)	W	92-89
F.26	*Brigham Young (SA)	L	68-85
F.28	*Utah (SA)	W	75-62
WAC CHAMPIONSHIP (QF in The Pit; Albuquerque, N.M.)			
M.3	(#8) Hawaii (FR) (SA)	W	93-90
M.5	vs. (#1) Texas-El Paso (QF)	L	65-85
Total Points			2,211-2,476

*-Western Athletic Conference game.

► 1987-88 • 12-17; 5-11 Western Athletic

Home: 9-6, **Away:** 2-8, **Neutral:** 1-3
Head Coach: Jim Brandenburg
Starting Lineup: Rodney Hawkins (F, Sr., 12.1, 7.9), Bryan Williams (G, Jr., 9.7, 2.9), Tony Ross (G, So., 15.9, 3.2), Sam Johnson (F, Jr., 6.7, 4.2), Mitch McMullen (C, Jr., 13.0, 6.1)
SUN-MET CLASSIC (Fresno, Calif.)
 N.27 vs. Kansas State L 68-79
 N.28 vs. Northern Arizona W 78-73
 D.1 Cal Poly Pomona (SA) W 76-65
KACTUS KLASSIC (Tempe, Ariz.)
 D.4 at Arizona State L 68-91
 D.5 vs. Tulsa L 59-67
 D.10 U.S. International (SA) W 103-68
 D.19 San Diego (SA) L 53-76
 D.21 Dartmouth (SA) W 86-59
 D.23 Rhode Island (SA) ot-L 76-77

HOLIDAY BOWL CLASSIC (San Diego Sports Arena)
 D.27 Bucknell (SA) W 87-70
 D.28 Texas Tech (SA) W 72-63
 J.7 *at Utah L 56-83
 J.9 *at Brigham Young L 65-92
 J.14 *(18) New Mexico (SA) W 64-59
 J.16 *Texas-El Paso (SA) L 53-75
 J.21 *at Air Force L 57-60
 J.22 *at Colorado State L 54-78
 J.28 *Wyoming (SA) L 56-57
 F.1 *at Hawaii W 59-58
 F.6 at Miami (Fla.) W 56-49
 F.12 *at New Mexico L 85-93
 F.13 *at Texas-El Paso L 61-88
 F.18 *(7) Brigham Young (SA) ot-W 82-60
 F.20 *Utah (SA) (D) L 48-50
 F.25 *Hawaii (SA) W 74-71
 F.27 *(16) Wyoming (D) L 59-85
 M.3 *Colorado State (SA) L 59-76
 M.5 *Air Force (SA) W 79-67
WAC CHAMPIONSHIP (Marriott Center; Provo, Utah)
 M.10 vs. (14) (#2) Wyoming (QF) L 76-83
 Total Points 1,969-2,072

*-Western Athletic Conference game.

► 1988-89 • 12-17; 4-12 Western Athletic

Home: 11-6, **Away:** 1-10, **Neutral:** 0-1
Head Coach: Jim Brandenburg
Starting Lineup: Mitch McMullen (C, Sr., 14.6, 7.9), Shawn Bell (F, Sr., 12.2, 6.0), Michael Best (G, Jr., 12.5, 4.4), Sam Johnson (F, Sr., 9.4, 6.7), Bryan Williams (G, Sr., 8.7, 2.3)
 N. 26 Delaware (SA) W 74-61
 N. 29 at Baylor W 83-58
 D. 2 UC Irvine (SA) W 102-88
 D. 5 at Texas Tech L 43-58
 D.17 at Arizona State L 72-77
MC DONALD'S CLASSIC (San Diego Sports Arena)
 D.20 Hardin-Simmons (SA) W 88-59
 D.21 (16) Tennessee (SA) L 75-77
 D.27 St. Francis (N.Y.) (SA) W 91-72
 D.29 (7) North Carolina (SA) L 92-103
 D.31 Vermont (SA) W 83-76
 J.5 *Colorado State (SA) W 62-57
 J.7 *Air Force (SA) W 64-61
 J.12 *at Brigham Young L 81-85
 J.14 *at Utah L 61-80
 J.19 *Texas-El Paso (SA) L 65-76
 J.21 *New Mexico (SA) (D) (WAC-TV) L 76-83
 J.26 *at Hawaii L 62-65
 J.30 *Wyoming (SA) W 69-61
 F.2 *at Colorado State L 47-67
 F.4 *at Air Force (D) (WAC-TV) L 69-87

F.9	*Brigham Young (SA) (ESPN)	W	89-74
F.11	*Utah (SA) (D) (WAC-TV)	L	77-80
F.16	*Hawaii (SA)	L	60-73
F.18	*at Wyoming	L	67-71
F.22	Florida International (SA)	W	93-78
F.25	U.S. International (SA)	W	97-82
M.2	*at New Mexico	L	72-102
M.4	*at Texas-El Paso	L	69-93
WAC CHAMPIONSHIP (Huntsman Center; Salt Lake City, Utah)			
M.9	at (#8) Utah (FR)	L	57-70
Total Points			2,140-2,174

*-Western Athletic Conference game.

► 1989-90 • 13-18; 4-12 Western Athletic

Home: 10-6, **Away:** 1-10, **Neutral:** 2-2
Head Coach: Jim Brandenburg
Starting Lineup: Shawn Jamison (C, Jr., 16.8, 6.9), Rodney Jones (G, Sr., 4.1, 2.3), Marty Dow (C, Jr., 12.3, 6.1), Vern Thompson (G/F, Jr., 4.5, 2.5), Michael Best (G, Sr., 11.1, 4.0)
MAUI CLASSIC (Lahaina, Hawaii)
 N.24 vs. Villanova (D) L 58-66
 N.25 vs. James Madison (D) L 53-56
 N.26 at Chaminade (D) W 63-49
 N.30 UC Riverside (SA) W 67-61
 D.4 Texas Tech (SA) W 51-50
 D.6 San Diego (SA) W 85-75
 D.9 Southern California (SA) W 79-73
 D.16 at UC Irvine L 62-75
UAB CLASSIC (Birmingham, Ala.)
 D.22 vs. Southwest Texas State W 67-53
 D.23 at Alabama-Birmingham L 46-91

TEXACO STAR CLASSIC (Sports Arena)
 D.27 Niagara (SA) W 78-67
 D.28 Villanova (SA) L 52-57
 D.30 Central Connecticut (SA) W 70-60
 J.4 *Utah (SA) W 67-60
 J.6 *Brigham Young (SA) L 60-63
 J.11 *at Wyoming L 60-76
 J.13 *at Air Force W 72-68
 J.18 *New Mexico (SA) W 78-62
 J.20 *Texas-El Paso (SA) L 63-71
 J.25 *at Hawaii L 63-75
 J.30 *Wyoming (SA) W 68-59
 F.1 *at Brigham Young L 58-75
 F.3 *at Utah (D) (WAC-TV) L 49-61
 F.10 U.S. International (SA) W 108-97
 F.15 *Air Force (SA) L 59-65
 F.18 *Colorado State (SA) (Prime Ticket) L 57-64
 F.22 *at Texas-El Paso L 55-70
 F.24 *at New Mexico L 69-91
 M.1 *Hawaii (SA) L 61-74
 M.3 *at Colorado State L 45-62
WAC CHAMPIONSHIP (Haskins Center; El Paso, Texas)
 M.7 vs. (#9) Air Force (FR) ot-L 64-70
 Total Points 1,987-2,096

*-Western Athletic Conference game.

► 1990-91 • 13-16; 6-10 Western Athletic

Home: 10-6, **Away:** 2-9, **Neutral:** 1-1
Head Coach: Jim Brandenburg
Starting Lineup: Marty Dow (C, Sr., 17.0, 9.5), Arthur Massey (G, Sr., 14.6, 4.4), Vern Thompson (G/F, Sr., 5.1, 2.6), Chris McKinney (G, Fr., 5.4, 2.1), Courtie Miller (F, Fr., 6.8, 2.6)
 N.24 at (5) North Carolina L 63-99
 N.27 San Diego (SA) L 74-75
 D.4 at Southern California L 66-77
 D.6 Midwestern State (PG) W 95-58
 D.8 Cal Poly Pomona (PG) W 94-78
 D.15 UC Irvine (PG) (Prime Ticket-TD) W 87-73
TEXACO STAR CLASSIC (San Diego Sports Arena)
 D.21 Arkansas State (SA) W 59-57
 D.22 Lamar (SA) L 70-71
 D.27 Baylor (SA) W 84-70
 D.29 at (10) UCLA (Prime Ticket-TD) L 74-94
 J.3 *Brigham Young (SA) (ESPN) L 61-73
 J.5 *Utah (SA) L 62-68
 J.10 *at Air Force W 52-48
 J.12 *at Colorado State L 51-61
 J.17 *New Mexico (SA) (Prime Ticket-TD) W 52-51
 J.19 *Texas-El Paso (SA) (Prime Ticket) W 58-55
 J.24 *at New Mexico L 68-79
 J.19 *at Texas-El Paso L 67-73
 F.3 *Wyoming (SA) (Prime Ticket) 2ot-W 87-84
 F.7 *at Brigham Young L 55-75

Year-By-Year Results



2006 NCAA TOURNAMENT ▶ 2006 MOUNTAIN WEST CHAMPIONS

F.9	*at (17) Utah	L	60-67
F.14	*Colorado State (SA)	L	50-67
F.16	*Air Force (SA)	W	76-59
F.21	*Hawaii (SA)	ot-L	79-84
F.23	*at Wyoming	W	95-83
F.27	U.S. International (SA)	W	123-103
M.2	*at Hawaii	L	58-65
WAC CHAMPIONSHIP (Arena-Auditorium; Laramie, Wyo.)			
M.6	vs. (#9) Air Force (FR)	W	58-51
M.7	vs. (8) (#1) Utah (QF)	L	56-67
Total Points 2,034-2,065			

* - Western Athletic Conference game.

▶ 1991-92 • 2-26; 0-16 Western Athletic

Home: 1-13, Away: 0-13, Neutral: 1-0

Head Coach: Jim Brandenburg

Starting Lineup: Joe McNaull (C, So., 13.1, 7.9), Courtie Miller (F, So., 10.8, 3.5), Nelson Stewart (F, Sr., 7.5, 5.7), Ray Barefield (G, Sr., 6.1, 2.9), Virgil Smith (G, Jr., 4.6, 1.9)

N.22	at San Diego (SA)	L	57-60
N.24	Richmond (SA)	L	68-78
N.30	at UC Irvine	L	64-79

TEXAS LONGHORN CLASSIC (Austin, Texas)

D.6	vs. Texas Southern	W	79-64
D.7	at Texas	L	58-85
D.14	(3) UCLA (SA) (Prime Ticket-TD)	L	64-84

TEXACO STAR CLASSIC (San Diego Sports Arena)

D.20	Florida A&M (SA)	W	94-90
D.21	South Carolina (SA) (Prime Ticket-TD)	ot-L	69-71
D.28	at Southern Utah	L	82-104
D.30	at Nevada-Las Vegas	L	72-88
J.2	Yale (SA)	L	62-69
J.9	*Wyoming (SA) (Prime Ticket)	L	72-85
J.11	Southern Utah (SA)	L	78-87
J.16	*at New Mexico	L	68-90
J.18	*at (23) Texas-El Paso (ESPN)	L	58-72
J.23	* (19) Texas-El Paso (SA)	L	54-77
J.25	*New Mexico (SA) (D) (Prime Ticket)	L	61-71
J.30	*at Colorado State	L	63-76
F.1	*at Air Force (ESPN)	L	47-65
F.6	*Brigham Young (SA) (Prime Ticket-TD)	L	59-89
F.8	*Utah (SA)	L	53-72
F.13	*at Wyoming	L	66-92
F.15	*Hawaii (SA) (D) (Prime Ticket)	L	58-66
F.20	*Air Force (SA)	L	58-60
F.22	*Colorado State (SA) (D) (Prime Ticket-TD)	L	66-74
F.27	*at Utah	L	70-84
F.29	*at Brigham Young	L	78-98
M.6	*at Hawaii	L	54-69
Total Points 1,832-2,199			

* - Western Athletic Conference game.

▶ 1992-93 • 8-21; 3-15 Western Athletic

Home: 6-9, Away: 1-11, Neutral: 1-1

Head Coach: Tony Fuller

Starting Lineup: Joe McNaull (C, Jr., 11.7, 8.2), Chris Walters (G, Jr., 9.0, 2.4), Jason Hamilton (G, Fr., 8.4, 3.3), Keith Balzer (F, Sr., 9.9, 5.9), Courtie Miller (F, Jr., 10.7, 3.4)

D.1	vs. San Diego (SA)	L	60-85
D.4	Cal Poly Pomona (PG)	W	72-68
D.8	at Arizona State	L	64-67
D.10	Westmont (PG)	W	106-91
D.12	(22) Nevada-Las Vegas (PG) (Prime Ticket-TD)	L	77-89
TEXACO STAR CLASSIC (Peterson Gym)			
D.18	North Florida (PG) (D)	W	90-79
D.19	Washington State (PG) (Prime Ticket)	L	51-73
D.22	at Lamar	L	65-90
D.28	UC Riverside (PG)	W	63-52
J.3	*at Hawaii (Prime Ticket)	L	67-81
J.7	*at Wyoming	L	54-77
J.9	*at Colorado State (D)	L	67-82
J.15	*Texas-El Paso (PG)	L	54-76
J.17	*New Mexico (PG) (D) (Prime Ticket)	L	52-77
J.21	*at Brigham Young (ESPN)	L	64-76
J.23	*at (22) Utah	L	53-78
J.28	*Air Force (PG)	W	59-51
J.30	*Fresno State (PG) (D) (Prime Ticket)	L	67-72
F.4	*at Air Force	W	72-62
F.6	*at Fresno State	L	70-78
F.11	* (16) Utah (PG) (Prime Ticket-TD)	L	77-88
F.13	*Brigham Young (PG) (D) (Prime Ticket)	L	73-80
F.18	*at Texas-El Paso	L	60-77
F.20	*at New Mexico	L	55-71
F.25	*Wyoming (PG)	W	64-62
F.27	*Colorado State (PG) (D)	L	78-79

M.6	*Hawai'i (PG) (D) (Prime Ticket)	L	58-72
WAC CHAMPIONSHIP (Delta Center; Salt Lake City, Utah)			
M.10	vs. (#8) Wyoming (FR)	W	59-57
M.11	at (15) (#1) Utah (QF)	L	64-85
Total Points 1,915-2,175			

* - Western Athletic Conference game.

▶ 1993-94 • 12-16; 6-12 Western Athletic

Home: 7-6, Away: 4-9, Neutral: 1-1

Head Coach: Tony Fuller

Starting Lineup: Carlus Groves (F, Sr., 18.3, 6.5), Chad Nelson (G, Fr., 5.7, 2.7), Derric Croft (G, Jr., 13.1, 6.5), Marc Carter (F, Jr., 12.1, 5.6), Chris Walters (G, Sr., 7.3, 2.6)

N.30	Cal Poly Pomona (PG)	W	86-58
D.2	Westmont (PG)	W	104-80
D.4	at Pepperdine (D) (Prime Ticket)	L	61-89
D.7	at Southern California (Prime Ticket-TD)	L	56-75
D.11	Southern Utah (PG) (D)	W	70-69
D.21	at Cal State Northridge	ot-W	90-85
D.23	at Loyola Marymount	ot-W	88-84
J.3	*Hawai'i (PG)	L	73-78
J.8	*Colorado State (PG)	L	60-74
J.10	*Wyoming (PG)	W	73-71
J.13	*at New Mexico	L	59-72
J.15	*at Texas-El Paso	L	64-83
J.20	*Brigham Young (PG) (Prime Ticket-TD)	ot-L	82-83
J.22	*Utah (PG) (Prime Ticket)	W	76-73
J.27	*at Fresno State	L	59-76
J.29	*at Air Force	W	68-60
F.3	*Fresno State (PG)	L	79-93
F.5	*Air Force (PG)	W	82-69
F.10	*at Brigham Young	L	87-101
F.12	*at Utah	L	62-77
F.17	*New Mexico (PG) (Prime Ticket-TD)	L	61-65
F.19	*Texas-El Paso (PG) (Prime Ticket-TD)	W	100-85
F.24	*at Colorado State	L	83-98
F.26	*at Wyoming (D)	L	70-85
M.3	Cal State Northridge (PG)	L	87-95
M.5	*at Hawai'i (Prime Ticket-TD)	W	84-74
WAC CHAMPIONSHIP (Delta Center; Salt Lake City, Utah)			
M.9	vs. (#8) Wyoming (FR)	W	54-51
M.10	vs. (#1) New Mexico (QF)	L	46-61
Total Points 2,064-2,164			

* - Western Athletic Conference game.

▶ 1994-95 • 11-17; 5-13 Western Athletic

Home: 9-5, Away: 1-11, Neutral: 1-1

Head Coach: Fred Trenkle

Starting Lineup: Marc Carter (F, Sr., 13.3, 6.7), Chad Nelson (G, So., 12.0, 4.2), Berry Randle (G, Jr., 11.3, 4.0), Ron Martin (F, Jr., 7.5, 3.4), Leon Carter (C, Jr., 6.6, 6.3)

N.28	Southern Cal College (PG)	W	76-54
N.30	Cal Poly Pomona (PG) (Prime Ticket)	W	80-71
D.3	at Cal State Sacramento (D)	W	67-61
D.7	Loyola Marymount (PG)	L	67-75
D.9	at Cal State Northridge	L	68-73
D.17	UC Riverside (PG)	W	65-62
D.20	at Cal State Fullerton	ot-L	73-83
D.22	Pepperdine (PG)	W	61-58
J.2	*at Wyoming	L	56-64
J.4	*at Colorado State	L	64-80
J.7	*Texas-El Paso (PG) (Prime Ticket)	L	61-83
J.9	*New Mexico (PG)	ot-W	72-69
J.12	*at Brigham Young	L	57-66
J.14	*at Utah	L	56-67
J.19	*Air Force (PG) (Prime Ticket)	W	69-49
J.21	*Fresno State (PG) (Prime Ticket)	L	65-69
J.28	*at Hawai'i	L	62-91
F.4	*Hawai'i (PG)	L	58-65
F.9	*at Air Force	L	53-81
F.11	*at Fresno State	L	58-66
F.16	*Utah (PG)	L	51-61
F.18	*Brigham Young (PG)	W	58-52
F.23	*at Texas-El Paso	ot-L	71-73
F.25	*at New Mexico	L	42-67
M.2	*Wyoming (PG) (Prime Ticket)	W	52-51
M.4	*Colorado State (PG)	W	75-58
WAC CHAMPIONSHIP (The Pit; Albuquerque, N.M.)			
M.8	vs. (#8) Fresno State (FR)	W	71-57
M.9	vs. (22) (#1) Utah (QF)	L	63-72
Total Points 1,771-1,878			

* - Western Athletic Conference game.

▶ 1995-96 • 15-14; 8-10 Western Athletic

Home: 11-4, Away: 3-10, Neutral: 1-0

Head Coach: Fred Trenkle

Starting Lineup: Kareem Anderson (F, Sr., 13.7, 4.9), Paul Jarrett (F, Sr., 13.6, 5.3), Leon Carter (C, Sr., 12.9, 7.5), Chad Nelson (G, Jr., 11.6, 2.8), Raymond King (G, Fr., 7.7, 2.9)

N.24	Northwestern (SA) (D) (Prime Sports)	W	83-63
N.28	at Loyola Marymount	W	62-61
D.2	at San Diego (D) (Prime Sports)	L	65-69
D.5	Cal State Fullerton (SA) (Prime Sports)	L	83-85
D.8	Cal Poly Pomona (SA)	W	67-48
D.16	Westmont (SA)	W	79-78
D.22	at Ohio State	L	56-72
J.2	*Colorado State (SA)	W	87-67
J.4	*Wyoming (SA)	W	80-77
J.8	*at (25) New Mexico	L	74-77
J.10	*at Texas-El Paso	ot-W	72-71
J.13	*Brigham Young (PG) (Prime Sports)	W	83-76
J.15	* (15) Utah (SA) (Prime Sports)	L	59-67
J.18	*at Fresno State	L	67-79
J.20	*at Air Force	W	77-69
J.24	Cal State Sacramento (SA)	W	85-55
J.28	*at Hawai'i	L	79-88
J.30	Cal State Northridge (SA)	W	80-47
F.3	*Hawai'i (SA) (Prime Sports-TD)	W	103-94
F.8	*Fresno State (SA) (Prime Sports)	ot-L	89-99
F.10	*Air Force (SA)	W	81-72
F.15	*at Brigham Young	L	68-81
F.17	*at (7) Utah	L	74-88
F.22	*New Mexico (SA)	L	78-83
F.24	*Texas-El Paso (SA) (ESPN2)	W	72-69
F.29	*at Colorado State	L	74-87
M.2	*at Wyoming (15) (D)	L	68-69
WAC CHAMPIONSHIP (The Pit; Albuquerque, N.M.)			
M.6	vs. (#10) Air Force (D) (FR)	W	80-69
M.7	at (#2) New Mexico (QF)	L	75-94
Total Points 2,200-2,154			

* - Western Athletic Conference game.

▶ 1996-97 • 12-15; 4-12 Western Athletic

Home: 9-5, Away: 3-10, Neutral: 0-0

Head Coach: Fred Trenkle

Starting Lineup: Jason Richey (G, Jr., 17.6, 4.0), Kevin Betts (G/F, Jr., 9.0, 5.7), Roy Kruiuswyk (F/C, Jr., 5.3, 4.1), Jacobi Thompson (G, Jr., 9.6, 3.6), Chad Nelson (G, Sr., 14.7, 3.6)

N.22	UC Irvine (SA)	W	100-88
N.26	at Oregon	L	66-91
N.30	Eastern Washington (SA)	W	80-55
D.3	at Northwestern	ot-W	82-70
D.8	San Diego (SA)	W	87-70
D.10	at Southwest Texas	ot-L	77-81
D.14	Loyola Marymount (PG)	W	93-81
D.20	Southern Cal College (SA)	W	98-81
D.23	Ohio State (SA) (Fox Sports West-TD)	W	81-75
D.31	at Brigham Young (D)	ot-W	89-86
J.4	*Texas-El Paso (SA) (Fox Sports West-TD)	W	74-70
J.9	*at UNLV	L	59-79
J.11	*at Air Force (ESPN2)	ot-W	77-69
J.16	*Wyoming (SA)	W	82-75
J.18	*Colorado State (PG)	ot-L	90-93
J.23	*at Texas-El Paso	L	68-84
J.25	*Hawai'i (SA) (Fox Sports West)	L	63-85
J.30	*at Fresno State	L	71-87
F.1	*at San Jose State	L	72-76
F.6	*Air Force (SA)	W	83-67
F.8	*UNLV (SA) (Fox Southwest)	L	71-78
F.13	*at Colorado State	L	74-87
F.15	*at Wyoming (D)	L	50-67
F.19	*at Hawai'i	L	62-74
F.24	at (25) Stanford	L	50-97
F.27	*San Jose State (SA)	L	63-65
M.1	*Fresno State (SA) (D) (Fox Sports West)	L	92-103
Total Points 2,054-2,134			

* - Western Athletic Conference game.

▶ 1997-98 • 13-15; 5-9 Western Athletic

Home: 7-7, Away: 5-7, Neutral: 1-1

Head Coach: Fred Trenkle

Starting Lineup: Josko Vismnjic (F, Jr., 9.4, 2.5), Matt Watts (G/F, Jr., 12.9, 4.1), Ron Kruiuswyk (F/C, Sr., 11.7, 8.4), Kevin Betts (G/F, Sr., 11.6, 6.0), Jason Richey (G, Sr., 17.4, 3.9)

N.14	Brigham Young	L	59-73
N.22	at Eastern Washington	L	52-69
N.26	Southwest Texas (Ch. 4 San Diego)	W	79-57

Year-By-Year Results



2006 NCAA TOURNAMENT ▶ 2006 MOUNTAIN WEST CHAMPIONS

1998-99 - 2003-04 HISTORY AZTEC BASKETBALL MEDIA GUIDE

N.29	Southern California (Ch. 4 San Diego)	L	72-76
D.2	Oregon	W	80-68
D.6	at Utah State (DC)	L	61-64
D.13	at UC Irvine	W	69-66
D.16	(9) Stanford (Fox Sports West)	L	42-63
D.19	Southern Cal College (Ch. 4 San Diego)	W	74-64
D.23	at Long Beach State	W	66-63
J.3	*at Tulsa (D) (Fox Sports West-TD)	L	57-77
J.5	at Air Force	W	84-81
J.10	* (21) Hawai'i (D) (Fox Sports West)	W	81-72
J.15	*Southern Methodist (Ch. 4 San Diego)	L	78-80
J.17	*TCU (D) (Fox Sports West)	L	61-105
J.24	*at Rice	W	62-59
J.29	*San Jose State (Ch. 4 San Diego)	W	88-75
J.31	*Fresno State (Fox Sports West)	L	94-97
F.4	*at Hawaii	W	76-67
F.7	Air Force (ESPN 2)	W	66-55
F.12	*at SMU	ot-L	81-88
F.14	*at (19) TCU	L	69-91
F.19	*Tulsa	L	60-65
F.21	*Rice	W	75-66
F.26	*at Fresno State	L	70-86
F.28	*at San Jose State	L	66-74
WAC CHAMPIONSHIP (Thomas & Mack; Las Vegas, Nev.)			
M.3	vs. (#M3) Wyoming (FR)	ot-W	60-57
M.5	vs. (#P2) Fresno State (QF) (Ch. 4 San Diego)	L	57-92
Total Points 1,939-2,050			

* - Western Athletic Conference game. DC - Game played at the Delta Center (Salt Lake City, Utah). All home games, beginning with the 1997-98 season are played at Cox Arena at Aztec Bowl.

▶ 1998-99 • 4-22; 2-12 Western Athletic

Home: 4-11, **Away:** 0-11, **Neutral:** 0-0
Head Coach: Fred Trenkle
Starting Lineup: Myron Epps (F, Fr., 11.8, 5.6), Vince Okotie (F, Fr., 8.5, 4.7), Marcelo Correa (C, So., 6.9, 4.6), Matt Watts (G, Sr., 14.5 ppg, 3.4 rpg), Donte Wilson (G, Jr., 8.7, 2.1)

N.14	Nevada	ot-L	71-76
N.17	at Southern California	L	54-101
N.21	at Cal State Fullerton	L	76-79
N.24	Utah State	L	60-63
N.28	Long Beach State (D)	L	70-75
D.2	Southern Cal College	W	103-49
D.5	at Loyola Marymount (D)	L	65-73
D.9	at Nevada	L	75-94
D.19	San Diego (:02) (Ch. 4 San Diego)	L	51-52
D.22	New Mexico State (Ch. 4 San Diego)	L	55-66
D.27	Arkansas State	L	62-70
J.2	Pacific (Ch. 4 San Diego)	W	68-63
J.7	*at (15) New Mexico	L	60-90
J.9	*at Texas-El Paso	L	66-82
J.14	*Brigham Young (Ch. 4 San Diego)	L	76-83
J.16	*Utah (Ch. 4 San Diego)	L	53-79
J.23	*at Hawaii	L	67-87
J.28	*at Fresno State	L	80-101
J.30	*at San Jose State (D)	L	57-82
F.6	*Texas-El Paso (Ch. 4 San Diego)	L	65-71
F.8	* (17) New Mexico (ESPN)	L	60-85
F.11	*at (14) Utah	L	38-86
F.13	*at Brigham Young	L	76-93
F.20	*Hawaii (Ch. 4 San Diego)	W	78-72
F.25	*Fresno State (Ch. 4 San Diego)	L	84-95
F.27	*San Jose State	W	75-72
Total Points 1,745-2,039			

* - Western Athletic Conference game.

▶ 1999-00 • 5-23; 0-14 Mountain West

Home: 5-10, **Away:** 0-13, **Neutral:** 0-0
Head Coach: Steve Fisher
Starting Lineup: Myron Epps (F, So., 14.4 ppg, 5.9 rpg), Vincent Okotie (F, So., 6.6, 2.6), Marcelo Correa (C, Jr., 10.2, 6.4), Bradley Jackson (G, Fr., 7.1, 2.7), Donte Wilson (G, Sr., 4.5, 2.0)

N.24	UC Riverside	W	73-57
N.30	at New Mexico State	L	49-66
D.4	at San Diego (Ch.4 San Diego)	L	45-73
D.12	at (17/17) Oklahoma State (D) #	L	63-97
D.16	South Carolina State	W	72-57
D.18	at Arizona State (D) (Fox Sports Arizona)	L	85-99
D.20	Southern California	L	54-87
D.22	UC Santa Barbara	W	60-57
D.27	Ball State	L	65-82
D.30	Loyola Marymount	W	70-63
J.2	High Point (D)	W	74-63
J.5	Cal St-Fullerton	L	66-72

J.8	at Pacific (Media One)	L	63-74
J.10	*(-/24) Utah (ESPN)	L	55-70
J.20	*Air Force (SportsWest)	3ot-L	77-81
J.22	*at UNLV (SportsWest)	L	55-83
J.27	*at Colorado State (SportsWest)	L	67-75
J.29	*at Wyoming (SportsWest)	L	87-93
F.3	*Brigham Young	L	50-72
F.5	*New Mexico (D) (ESPN Regional)	L	57-78
F.10	*at (21/20) Utah	L	65-83
F.12	*Colorado State	L	46-74
F.19	*Wyoming (D) (ESPN Regional)	L	57-71
F.24	*at Air Force	L	55-63
F.26	*at New Mexico (SportsWest)	L	49-78
M.2	*UNLV (SportsWest)	L	64-85
M.4	*at Brigham Young (SportsWest)	L	50-67
MWC CHAMPIONSHIP (Thomas & Mack; Las Vegas, Nev.)			
M.9	at (#1) UNLV (QF) (ESPN)	L	72-77
Total Points 1,745-2,097			

* - Mountain West Conference game. # - Oklahoma City, Okla.

▶ 2000-01 • 14-14; 4-10 Mountain West

Home: 12-5, **Away:** 2-8, **Neutral:** 0-1
Head Coach: Steve Fisher
Starting Lineup: Randy Holcomb (F, Jr., 15.9 ppg, 6.6 rpg), Myron Epps (F, Jr., 11.1, 4.5), Marcelo Correa (C, Sr., 6.4, 4.0), Deandre Moore (G, So., 6.8, 3.4), Al Faux (G, Jr., 10.5, 3.5)

N.18	UC San Diego	W	80-48
N.21	New Mexico State	W	77-62
N.27	at Fresno State	L	62-70
N.30	Florida Atlantic	W	90-57
D.2	Cal State Sacramento	W	92-69
D.6	at UC Santa Barbara	3ot-L	77-80
D.9	San Diego	L	52-55
D.16	Arizona State (:02.1) (Fox Sports Arizona)	W	64-62
D.18	Morgan State	W	78-64
D.21	Norfolk State	W	79-69
D.30	Oklahoma State	W	87-66
J.4	Texas A&M-Corpus Christi	W	84-70
J.6	at Loyola Marymount	W	61-58
J.8	*New Mexico (SportsWest)	L	67-75
J.13	*at Brigham Young (D) (ESPN+Plus)	L	50-79
J.15	*at Utah (KJZZ-TV)	L	39-58
J.20	*^Air Force (SportsWest)	W	67-43
J.27	*at UNLV (SportsWest)	ot-L	72-82
F.3	*at Wyoming (D) (SportsWest)	L	66-101
F.5	*at Colorado State	L	56-77
F.10	*Utah (Ch. 4 San Diego/KJZZ-TV)	L	63-76
F.12	*Brigham Young (SportsWest)	L	66-69
F.17	*at New Mexico (D) (ESPN+Plus)	L	54-72
F.19	*at Air Force	W	62-48
F.24	*UNLV (SportsWest)	W	83-66
M.1	*Wyoming	L	62-69
M.3	*Colorado State	W	78-73
MWC CHAMPIONSHIP (Thomas & Mack; Las Vegas, Nev.)			
M.8	vs. (#3) Wyoming (QF) (ESPN+Plus)	L	58-73
Total Points 1,925-1,891			

* - Mountain West Conference game. ^ - Steve Fisher's 200th career coaching victory.

▶ 2001-02 • 21-12; 7-7 Mountain West

NCAA TOURNAMENT - FIRST ROUND
Home: 12-3, **Away:** 6-8, **Neutral:** 3-1
Head Coach: Steve Fisher
Starting Lineup: Randy Holcomb (F, Sr., 16.9 ppg, 9.0 rpg), Mike Mackell (C, Jr., 10.6, 4.4), Tony Bland (G, Jr., 15.7, 4.0), Al Faux (G, Sr., 17.0, 3.6), Deandre Moore (G, Jr., 3.6, 1.9)

2001 FORD RED RAIDER CLASSIC (Lubbock, Texas)

N.16	vs. Northern Iowa (SF)	W	71-57
N.17	at Texas Tech (CH) (Red Raider TV)	L	71-81
N.21	Norfolk State (Ch. 4 San Diego)	W	78-71
N.24	at New Mexico State	L	79-94
N.27	UC San Diego (Ch. 4 San Diego)	W	98-53
D.1	Cal State Northridge	W	80-70
D.5	at San Diego (Ch. 4 San Diego)	L	67-72
D.8	(21/16) Fresno State (Ch. 4 San Diego/KFRE-TV)	W	93-78
D.14	at Hawai'i (KFVE-TV)	W	61-58
D.20	Eastern Washington	W	86-58
D.29	at (1/1) Duke (D) (ABC-SN)	L	79-92
D.31	Columbia (D)	W	75-59
J.2	Indiana-Purdue Fort Wayne (Ch. 4 San Diego)	W	90-72
J.8	at Texas A&M-Corpus Christi	W	82-79
J.12	*at Brigham Young (D) (SportsWest)	L	64-75
J.14	*at Utah (Ch. 4 San Diego/KJZZ-TV)	L	70-76
J.19	*Colorado State (Ch. 4 San Diego)	W	81-69
J.21	*Wyoming (ESPN)	ot-L	85-88

J.26	*UNLV (:02.4) (SportsWest)	ot-L	79-80
J.29	Houston (Ch. 4 San Diego)	W	78-66
F.2	*at New Mexico (SportsWest)	W	78-65
F.4	*at Air Force	L	54-67
F.9	*Utah (D) (ESPN+Plus)	L	53-70
F.11	*Brigham Young (SportsWest)	W	77-73
F.16	*at Colorado State	W	75-63
F.18	*at Wyoming (Ch. 4 San Diego)	W	68-64
F.23	*at UNLV (SportsWest)	ot-L	76-83
F.28	*New Mexico (SportsWest)	W	84-71
M.2	*Air Force (:02.6) (Ch. 4 San Diego)	W	49-47
MWC CHAMPIONSHIP (Thomas & Mack; Las Vegas, Nev.)			
M.7	vs. (#4) Brigham Young (QF) (D) (ESPN+Plus)	W	62-51
M.8	vs. (#1) Wyoming (SF) (ESPN+Plus)	W	70-69
M.9	at (#3) UNLV (CH) (ESPN)	W	78-75
NCAA FIRST & SECOND ROUNDS (United Center, Chicago, Ill.)			
M.15	vs. (13/16) (#4) Illinois (FR)(D)(CBS-Reg.)	L	64-93
Total Points 2,455-2,339			

* - Mountain West Conference game.

▶ 2002-03 • 16-14; 6-8 Mountain West

NIT - SECOND ROUND
Home: 11-6, **Away:** 5-8, **Neutral:** 0-0
Head Coach: Steve Fisher
Starting Lineup: Evan Burns (F, Fr., 9.2 ppg, 5.1 rpg), Aerick Sanders (F, Jr., 6.1 ppg, 7.6 rpg), Mike Mackell (C, Sr., 14.4 ppg, 4.6 rpg), Tony Bland (G, Sr., 16.4 ppg, 3.5 rpg), Deandre Moore (G, Sr., 8.3 ppg, 3.7 rpg)

N.23	Eastern Washington (Ch. 4 San Diego)	L	70-75
N.27	at Portland	L	86-91
N.30	at Cal Poly	W	65-62
D.2	UC San Diego	W	87-57
D.7	(1/1) Arizona (ESPN)	L	81-89
D.10	at Long Beach State (Ch. 4 San Diego)	W	64-55
D.14	Hawai'i	W	60-49
D.21	at Houston (D)	W	71-61
D.28	Florida Atlantic (Ch. 4 San Diego)	W	91-75
D.30	IPFW (Ch. 4 San Diego)	W	74-58
J.3	Loyola Marymount (Ch. 4 San Diego)	W	79-69
J.6	(23/21) Texas Tech (ESPN)	L	63-75
J.8	San Diego (Ch. 4 San Diego)	W	78-72
J.11	*at Air Force (D)	W	63-48
J.18	*Utah (D) (ESPN+Plus)	W	58-56
J.20	*Brigham Young (SportsWest)	L	69-80
J.25	*at New Mexico (SportsWest)	L	62-66
F.1	*Colorado State (Ch. 4 San Diego)	L	69-72
F.3	*Wyoming (ESPN)	W	80-70
F.11	*UNLV (SportsWest)	L	64-79
F.15	*at Utah (Ch. 4 San Diego/KJZZ-TV)	L	62-76
F.17	*at Brigham Young (SportsWest)	L	64-66
F.22	*Air Force (Ch. 4 San Diego)	W	67-53
F.24	*New Mexico (SportsWest)	W	89-73
M.1	*at Wyoming (D) (Ch. 4 San Diego)	W	86-73
M.3	*at Colorado State (Ch. 4 San Diego)	L	89-102
M.8	*at UNLV (ABC-Reg.) (D)	L	67-83
MWC CHAMPIONSHIP (Thomas & Mack; Las Vegas, Nev.)			
M.13	at (#4) UNLV (QF) (ESPN)	L	67-83
NATIONAL INVITATION TOURNAMENT			
M.19	UC Santa Barbara (FR)	ot-W	67-62
M.21	at Texas Tech (SR)	L	48-57
Total Points 2,145-2,087			

* - Mountain West Conference game.

▶ 2003-04 • 14-16; 5-9 Mountain West

Home: 11-4, **Away:** 2-10, **Neutral:** 1-2
Head Coach: Steve Fisher
Starting Lineup: Marcus Slaughter (F, Fr., 7.9 ppg, 6.8 rpg), Chris Walton (F, Jr., 8.7 ppg, 4.9 rpg), Aerick Sanders (F, Sr., 16.1 ppg, 9.8 rpg), Brandon Heath (G, Fr., 13.8 ppg, 2.7 rpg), Wesley Stokes (G, Jr., 12.1 ppg, 2.3 rpg)

N.21	Long Beach State (Ch. 4 San Diego)	W	74-44
EA SPORTS MAUI INVITATIONAL (Lahaina, Hawaii)			
N.24	vs. Ohio State (D) (ESPN2) (QF)	W	83-61
N.25	vs. Dayton (D) (ESPN) (SF)	L	71-76
N.26	at Chaminade (D) (ESPN2) (3P)	W	75-67
N.30	Troy State (D) (Ch. 4 San Diego)	L	84-93
D.3	at San Diego (Ch. 4 San Diego)	W	66-63
D.6	UC San Diego	W	76-51
D.13	at Texas Tech (D) (Texas Tech TV)	L	68-78
D.18	Cal Poly (Ch. 4 San Diego)	W	90-71
D.20	Eastern Washington (Ch. 4 San Diego)	W	79-66
D.22	at (5/5) Arizona (Fox Sports Arizona)	L	71-83
D.27	Washington (Ch. 4 San Diego)	L	81-92
D.31	Portland (D)	W	67-61
J.3	Iowa State (Ch. 4 San Diego)	W	86-76

Year-By-Year Results



2006 NCAA TOURNAMENT ► 2006 MOUNTAIN WEST CHAMPIONS

J.6	at Saint Mary's	L	66-80
J.12	*Brigham Young (SportsWest)	W	65-61
J.17	*UNLV (D) (ESPN+Plus)	W	83-78
J.24	*at Colorado State (Ch. 4 San Diego)	2ot-L	82-92
J.26	*at Wyoming (SportsWest)	L	71-79
J.31	*Air Force (Ch. 4 San Diego)	L	43-57
F.2	*New Mexico (SportsWest)	W	72-68
F.7	*at Utah (Ch. 4 San Diego)	L	61-65
F.9	*at Brigham Young (ESPN)	ot-L	69-83
F.17	*at UNLV (SportsWest)	L	65-68
F.21	*Wyoming (Ch. 4 San Diego)	W	74-66
F.23	*Colorado State (Ch. 4 San Diego)	W	72-64
F.28	*at New Mexico (SportsWest)	L	60-72
M.1	*at Air Force (Ch. 4 San Diego)	L	49-61
M.6	*Utah (D) (ESPN+Plus)	L	53-66
MWC CHAMPIONSHIP (Pepsi Center; Denver, Colo.)			
M.11	vs. (#3) Utah (QF) (D) (ESPN+Plus)	L	69-75
Total Points 2,125-2,117			

* - Mountain West Conference game.

► 2004-05 • 11-18; 4-10 Mountain West

Home: 7-9, Away: 3-8, Neutral: 1-1

Head Coach: Steve Fisher

Starting Lineup: Marcus Slaughter (F, So., 17.8 ppg, 9.0 rpg), Chris Walton (F, Sr., 6.3 ppg, 2.6 rpg), Mohamed Camara (C, Jr., 2.4 ppg, 3.8 rpg), John Sharper (G, Jr., 6.0 ppg, 1.1 rpg), Brandon Heath (G, So., 18.3 ppg, 3.5 rpg)

N.19	UC Santa Barbara (Ch. 4 San Diego)	ot-L	72-80
N.22	Monmouth (Ch. 4 San Diego)	W	69-65
N.27	UC San Diego	W	86-51
D.1	San Diego (Ch. 4 San Diego)	W	83-63
D.4	at UC Santa Barbara (D)	W	73-55
D.7	at (16/21) Washington	L	69-98

SAN DIEGO SLAM PRESENTED BY PERFECTWAVE TECHNOLOGIES (Cox Arena; San Diego, Calif.)

D.11	California (Ch. 4 San Diego)	L	57-60
D.14	Saint Mary's	L	64-73
D.18	at Loyola Marymount (Ch. 4 San Diego)	L	68-72
D.21	Cal State Fullerton (Ch. 4 San Diego)	W	63-60
D.28	at Iowa State (ESPN+Plus)	L	59-69
D.31	Providence (D) (Ch. 4 San Diego)	L	67-76
J.3	South Dakota State (Ch. 4 San Diego)	W	64-49
J.8	*at Brigham Young (:00) (SportsWest)	W	59-57
J.15	*at UNLV (SportsWest)	W	81-73
J.22	*Wyoming (SportsWest)	ot-L	81-88

J.24	*Colorado State (ESPN)	W	84-77
J.29	*at Air Force (D) (Ch. 4 San Diego)	L	50-62
J.31	*at New Mexico (SportsWest)	L	71-88
F.5	* (21/22) Utah (Ch. 4 San Diego/KJZZ-TV)	L	41-61
F.7	*Brigham Young (SportsWest)	W	66-58
F.12	*UNLV (D) (ESPN+Plus)	ot-L	91-93
F.19	*at Colorado State (Ch. 4 San Diego)	ot-L	88-93
F.21	*at Wyoming (ESPN)	L	65-69
F.26	*New Mexico (SportsWest)	L	61-78
F.28	*Air Force (Ch. 4 San Diego)	L	57-77
M.5	*at (16/15) Utah (D) (ESPN+Plus)	L	67-77
MWC CHAMPIONSHIP (Pepsi Center; Denver, Colo.)			
M.10	vs. (#3) Air Force (QF) (ESPN)	W	73-68
M.11	vs. (#2) New Mexico (SF) (ESPN)	L	67-77
Total Points 1,989-2,062			

* - Mountain West Conference game.

► 2005-06 • 24-9; 13-3 Mountain West

NCAA TOURNAMENT - FIRST ROUND

Home: 13-2, Away: 7-5, Neutral: 4-2

Head Coach: Steve Fisher

Starting Lineup: Marcus Slaughter (F, Jr., 16.5 ppg, 11.0 rpg), Mohamed Abukar (F, Jr., 14.3 ppg, 4.7 rpg), Kyle Spain (F, Fr., 9.2 ppg, 5.6 rpg), Brandon Heath (G, Jr., 18.4 ppg, 3.4 rpg), Richie Williams (G, Fr., 6.6 ppg, 3.8 rpg)

BP TOP OF THE WORLD CLASSIC (Fairbanks, Alaska)

N.17	at Alaska Fairbanks (QF)	W	67-55
N.19	vs. Illinois-Chicago (D) (SF)	L	63-66
N.20	vs. Southern Mississippi (D) (3P)	W	79-51
N.26	Albany (Ch. 4 San Diego)	W	80-53
N.30	at San Diego (Ch. 4 San Diego)	L	80-90
D.3	Point Loma Nazarene	W	88-77
D.6	at California	L	64-82

SAN DIEGO SLAM (Cox Arena; San Diego, Calif.)

D.10	Washington State (Ch. 4 San Diego)	L	49-60
D.17	UC Santa Barbara (Ch. 4 San Diego)	W	66-54
D.20	UMBC	W	58-45
D.27	at Providence (Cox Sports TV 3)	L	65-80
D.31	Loyola Marymount (D) (Ch. 4 San Diego)	W	84-68
J.4	*Colorado State (Ch. 4 San Diego)	W	83-75
J.7	*at Air Force	L	62-65
J.11	*at Utah (Ch. 4 San Diego)	W	72-67
J.14	*UNLV (SportsWest)	W	83-67
J.18	*at TCU	W	76-57
J.21	*Brigham Young (SportsWest)	W	88-61

J.25	*New Mexico (SportsWest)	W	75-69
J.28	*at Wyoming (D) (:00.3) (Ch. 4 San Diego)	ot-W	78-77
F.4	*at Colorado State	W	85-81
F.8	*Air Force (Ch. 4 San Diego)	W	61-51
F.11	*Utah (D) (ESPN+Plus)	L	65-67
F.16	*at UNLV (ESPN2)	W	81-70
F.18	*TCU (Ch. 4 San Diego)	W	83-71
F.22	*at Brigham Young (SportsWest)	L	90-100
F.25	*at New Mexico (D) (ESPN+Plus)	W	73-66
M.1	**Wyoming (Ch. 4 San Diego)	W	91-72
M.3	South Dakota State	W	88-63
MWC CHAMPIONSHIP (Pepsi Center; Denver, Colo.)			
M.9	vs. (#8) Colorado State (QF) (D) (ESPN+Plus)	W	64-52
M.10	vs. (#4) UNLV (SF) (ESPN+Plus)	W	63-60
M.11	vs. (#7) Wyoming (CH) (ESPN)	ot-W	69-64

NCAA FIRST & SECOND ROUNDS

(Huntsman Center; Salt Lake City, Utah)

M.15	vs. (#6) Indiana (FR) (CBS-Reg.)	L	83-87
Total Points 2,456-2,223			

* - Mountain West Conference game. ^ - San Diego State clinched a share of the MWC regular season title. ^^ - SDSU clinched the outright MWC regular season championship.

► Key

W-L - Game won or lost. D - Day game. 0:00 - Time remaining when winning shot was made in the final 10 seconds. AP/USA Today Polls - The number in front of the opponent name indicates its national ranking at the time of the game. Prior to the 1999-2000 season, ranking refers to only the Associated Press poll. AG - Games played at Aztec Gym. PG - Game played at Peterson Gym. SA - Game played at San Diego Sports Arena. SC - Game played at Spokane Coliseum. #0 - Indicates seed of opponent in a tournament. FR - First round of tournament; SR - Second round of tournament; QF - Quarterfinal round of tournament; SF - Semifinal round of tournament; CH - Championship game of tournament; 3P - Third-place game of tournament. Television appearances noted to right of opponent. TD - Indicates tape delayed. Reg. - Regional. SN - Split-national. San Diego State's first season of basketball was 1921-22, the Aztecs moved to the Division II level with the 1956-57 season and to the Division I level in 1970-71.

vs. AP Ranked Opponents (Division I Era) (10-71)

AP.	Opponent	Date	Result	Score
20.	at Long Beach State	2.26.71	L	61-63
8.	Long Beach State (SA)	1.6.72	L	75-89
8.	at Long Beach State	2.12.72	L	68-85
17.	at Hawai'i	2.25.72	L	75-94
17.	at Hawai'i	2.26.72	L	83-91
17.	at Kansas State	11.27.72	L	67-79
3.	at Long Beach State	2.7.73	L	76-97
3.	Long Beach State (SA)	2.10.73	L	66-84
14.	at Arizona	12.11.73	L	79-109
13.	Kansas State (SA)	12.21.73	W	88-75
7.	at Marquette	1.8.74	L	66-90
9.	at Long Beach State	2.7.74	L	48-64
9.	Long Beach State (SA)	2.9.74	L	72-98
18.	Arizona (SA)	12.7.74	L	79-81
12.	Purdue (SA)	12.9.74	L	87-91
13.	Marquette (SA)	1.6.75	L	54-58
17.	vs. UNLV (NCAA)	3.15.75	L	80-90
5.	at UCLA	12.15.75	L	86-101
6.	vs. UCLA (NCAA)	3.13.76	L	64-74
5.	UNLV (SA)	12.11.76	L	113-118
11.	at Arizona	1.6.77	L	77-80
10.	at UNLV	12.9.77	L	95-101
17.	at San Francisco	12.5.78	W	77-75
5.	at UCLA	12.16.78	L	73-97
7.	Kansas (SA)	12.23.78	W	81-69
19.	at Kansas	12.8.79	L	66-79
20.	Brigham Young (SA)	1.24.80	L	91-123

AP.	Opponent	Date	Result	Score
12.	at Brigham Young	3.1.80	L	81-114
1.	DePaul (SA)	12.30.80	L	69-85
17.	at Brigham Young	1.8.81	L	73-84
18.	at Utah	1.10.81	L	74-97
6.	Utah (SA)	2.12.81	L	53-62
15.	Brigham Young (SA)	2.14.81	W	73-72
13.	at Arkansas	12.3.81	L	68-85
20.	at Georgetown	12.5.81	L	53-71
16.	Villanova (SA)	12.30.82	L	57-63
8.	at Texas-El Paso	1.12.84	L	59-75
7.	Texas-El Paso (SA)	2.9.84	W	73-62
9.	vs. UNLV (NCAA)	3.14.85	L	80-85
12.	at UNLV	12.20.85	L	85-105
17.	Texas-El Paso (SA)	1.18.86	W	67-66
20.	Arizona (SA)	12.4.86	L	78-110
18.	New Mexico (SA)	1.14.88	W	64-59
7.	Brigham Young (SA)	2.18.88	ot-W	82-80
16.	at Wyoming	2.27.88	L	59-85
14.	vs. Wyoming (WAC)	3.9.88	L	76-83
16.	Tennessee (SA)	12.21.88	L	75-77
7.	North Carolina (SA)	12.29.88	L	92-103
5.	at North Carolina	11.24.90	L	63-99
10.	at UCLA	12.29.90	L	74-94
17.	at Utah	2.9.91	L	60-67
8.	vs. Utah (WAC)	3.7.91	L	56-67
3.	UCLA (SA)	12.14.91	L	64-84
23.	at Texas-El Paso	1.18.92	L	58-72

AP.	Opponent	Date	Result	Score
19.	Texas-El Paso (SA)	1.23.92	L	54-77
22.	UNLV (PG)	12.12.92	L	77-89
22.	at Utah	1.23.93	L	53-78
16.	Utah (PG)	2.11.93	L	77-88
15.	at Utah (WAC)	3.11.93	L	64-85
22.	vs. Utah (WAC)	3.9.95	L	63-72
25.	at New Mexico	1.8.96	L	74-77
15.	Utah (SA)	1.15.96	L	59-67
7.	at Utah	2.17.96	L	74-88
25.	at Stanford	2.24.97	L	50-97
9.	Stanford (Cox)	12.16.97	L	42-63
21.	Hawai'i (Cox)	1.10.98	W	81-72
19.	at TCU	2.14.98	L	69-91
15.	at New Mexico	1.7.99	L	60-90
17.	New Mexico (Cox)	2.8.99	L	60-85
14.	at Utah	2.11.99	L	38-86
17.	at Oklahoma State	12.12.99	L	63-97
21.	at Utah	2.10.00	L	65-83
21.	Fresno State (Cox)	12.8.01	W	93-78
1.	at Duke	12.29.01	L	79-92
13.	vs. Illinois (NCAA)	3.15.01	L	64-93
1.	Arizona (Cox)	12.7.02	L	81-89
23.	Texas Tech (Cox)	1.6.03	L	63-75
5.	at Arizona	12.22.03	L	71-83
16.	at Washington	12.7.04	L	69-98
21.	Utah* (Cox)	2.5.05	L	41-61
16.	at Utah*	3.5.05	L	60-72

Year-By-Year Summary



2006 NCAA TOURNAMENT ► 2006 MOUNTAIN WEST CHAMPIONS

YEAR-BY-YEAR SUMMARY ◀ HISTORY
AZTEC BASKETBALL MEDIA GUIDE

Year	Conference	All Games		Conference			Conference Tournament	Postseason Results	Head Coach
		W	L	W	L	Place			
1921-22	Southern Calif. JC	14	8	4	1	2nd		C.E. Peterson	
1922-23	Southern Calif. JC	17	5	6	0	1st		C.E. Peterson	
1923-24	Southern Calif. JC	7	6	5	1	2nd		C.E. Peterson	
1924-25	Southern Calif. JC	18	6	3	0	1st		C.E. Peterson	
1925-26	independent	15	4	-	-	-		C.E. Peterson	
1926-27	So. Calif. Intercollegiate	9	6	5	6	4th		Tom McMullen	
1927-28	So. Calif. Intercollegiate	10	8	2	6	6th		Tom McMullen	
1928-29	So. Calif. Intercollegiate	8	8	3	4	4th		*Tom McMullen/Morris Gross	
1929-30	So. Calif. Intercollegiate	6	6	2	5	5th		Morris Gross	
1930-31	So. Calif. Intercollegiate	7	3	4	3	3rd		Morris Gross	
1931-32	So. Calif. Intercollegiate #13	2	5	1	1st			Morris Gross	
1932-33	So. Calif. Intercollegiate	5	6	4	3	3rd		Morris Gross	
1933-34	So. Calif. Intercollegiate	11	5	10	2	1st		Morris Gross	
1934-35	So. Calif. Intercollegiate	13	7	5	5	4th		Morris Gross	
1935-36	So. Calif. Intercollegiate	11	5	7	3	2nd		Morris Gross	
1936-37	So. Calif. Intercollegiate	17	9	9	1	1st		Morris Gross	
1937-38	So. Calif. Intercollegiate	20	8	5	3	2nd		Morris Gross	
1938-39	So. Calif. Intercollegiate	24	7	6	2	1st	NAIA Finalist	Morris Gross	
1939-40	Calif. Collegiate Athletic	22	6	3	3	3rd	NAIA Finalist	Morris Gross	
1940-41	Calif. Collegiate Athletic	24	7	8	4	1st-T	NAIA Champions	Morris Gross	
1941-42	Calif. Collegiate Athletic	13	9	8	4	1st	NAIA 2nd Round	Morris Gross	
1942-43	independent	14	9	-	-	-		Don DeLauer/Dick Mitchell	
1943-44	independent	6	10	-	-	-		Alex Alexander	
1944-45	independent	11	16	-	-	-		Alex Alexander	
1945-46	independent	18	8	-	-	-		Charlie Smith	
1946-47	Calif. Collegiate Athletic	13	15	5	5	2nd-T		Charlie Smith	
1947-48	Calif. Collegiate Athletic	14	13	5	5	3rd		Charlie Smith	
1948-49	Calif. Collegiate Athletic	13	13	6	4	2nd		George Ziegenfuss	
1949-50	Calif. Collegiate Athletic	14	10	5	5	3rd		George Ziegenfuss	
1950-51	Calif. Collegiate Athletic	9	19	3	7	5th		George Ziegenfuss	
1951-52	Calif. Collegiate Athletic	11	12	3	5	4th		George Ziegenfuss	
1952-53	Calif. Collegiate Athletic	16	12	7	3	2nd		George Ziegenfuss	
1953-54	Calif. Collegiate Athletic	18	6	8	2	1st	NAIA 1st Round	George Ziegenfuss	
1954-55	Calif. Collegiate Athletic	17	9	5	3	2nd-T		George Ziegenfuss	
1955-56	independent	23	6	-	-	-	NAIA 3rd Round	George Ziegenfuss	
1956-57	Calif. Collegiate Athletic	17	10	6	2	1st	D-II Quarterfinalist	George Ziegenfuss	
1957-58	Calif. Collegiate Athletic	17	8	9	1	1st-T		George Ziegenfuss	
1958-59	Calif. Collegiate Athletic	17	8	7	3	2nd		George Ziegenfuss	
1959-60	Calif. Collegiate Athletic	9	17	2	3	6th		George Ziegenfuss	
1960-61	Calif. Collegiate Athletic	10	14	3	7	6th		George Ziegenfuss	
1961-62	Calif. Collegiate Athletic	10	16	5	7	5th		George Ziegenfuss	
1962-63	Calif. Collegiate Athletic	17	9	8	4	2nd-T		George Ziegenfuss	
1963-64	Calif. Collegiate Athletic	15	11	6	4	3rd		George Ziegenfuss	
1964-65	Calif. Collegiate Athletic	14	11	5	5	3rd -T		George Ziegenfuss	
1965-66	Calif. Collegiate Athletic	14	12	6	4	2nd-T		George Ziegenfuss	
1966-67	Calif. Collegiate Athletic	24	5	9	1	1st	D-II Quarterfinalist	George Ziegenfuss	
1967-68	Calif. Collegiate Athletic	21	6	11	3	1st	D-II 2nd Round	George Ziegenfuss	
1968-69	independent	10	15	-	-	-		George Ziegenfuss	
1969-70	Pacific Coast Ath. Assoc.	13	13	3	7	5th		Dick Davis	
1970-71	Pacific Coast Ath. Assoc.	12	14	3	7	5th		Dick Davis	
1971-72	Pacific Coast Ath. Assoc.	18	10	7	5	3rd		Dick Davis	
1972-73	Pacific Coast Ath. Assoc.	15	11	7	5	3rd		Dick Davis	
1973-74	Pacific Coast Ath. Assoc.	7	19	4	8	4th-T		Dick Davis	
1974-75	Pacific Coast Ath. Assoc.	14	13	6	4	2nd	NCAA-1st Round	Tim Vezie	
1975-76	Pacific Coast Ath. Assoc.	16	13	5	5	3rd-T	Champion NCAA-1st Round	Tim Vezie	
1976-77	Pacific Coast Ath. Assoc.	13	15	9	3	1st-T	First Round	Tim Vezie	
1977-78	Pacific Coast Ath. Assoc.	19	9	11	3	1st-T	Semifinalist	Tim Vezie	
1978-79	Western Athletic	15	12	4	8	5th-T		Tim Vezie	
1979-80	Western Athletic	6	21	3	11	7th-T		Smokey Gaines	
1980-81	Western Athletic	15	12	8	8	5th		Smokey Gaines	
1981-82	Western Athletic	20	9	11	5	2nd-T	NIT-1st Round	Smokey Gaines	
1982-83	Western Athletic	18	10	8	8	5th-T		Smokey Gaines	
1983-84	Western Athletic	15	13	6	10	6th-T		Smokey Gaines	
1984-85	Western Athletic	23	8	11	5	2nd	Champion NCAA-1st Round	Smokey Gaines	
1985-86	Western Athletic	10	19	7	9	6th	Semifinalist	Smokey Gaines	
1986-87	Western Athletic	5	25	2	14	8th-T	Quarterfinalist	Smokey Gaines	
1987-88	Western Athletic	12	17	5	11	7th	Quarterfinalist	Jim Brandenburg	
1988-89	Western Athletic	12	17	4	12	9th	First Round	Jim Brandenburg	
1989-90	Western Athletic	13	18	4	12	8th	First Round	Jim Brandenburg	

Year-By-Year Summary



2006 NCAA TOURNAMENT ► 2006 MOUNTAIN WEST CHAMPIONS

Year	Conference	All Games		Conference			Conference Tournament	Postseason Results	Head Coach
		W	L	W	L	Place			
1990-91	Western Athletic	13	16	6	10	7th-T	Quarterfinalist	Jim Brandenburg	
1991-92	Western Athletic	2	26	0	16	9th		*Jim Brandenburg/Jim Harrick Jr.	
1992-93	Western Athletic	8	21	3	15	9th-T	Quarterfinalist	Tony Fuller	
1993-94	Western Athletic	12	16	6	12	9th	Quarterfinalist	Tony Fuller	
1994-95	Western Athletic	11	17	5	13	9th	Quarterfinalist	Fred Trenkle	
1995-96	Western Athletic	15	14	8	10	6th-T	Quarterfinalist	Fred Trenkle	
1996-97	Western Athletic	12	15	4	12	7th		Fred Trenkle	
1997-98	Western Athletic	13	15	5	9	6th	Quarterfinalist	Fred Trenkle	
1998-99	Western Athletic	4	22	2	12	8th		Fred Trenkle	
1999-00	Mountain West	5	23	0	14	8th	Quarterfinalist	Steve Fisher	
2000-01	Mountain West	14	14	4	10	7th	Quarterfinalist	Steve Fisher	
2001-02	Mountain West	21	12	7	7	4th-T	Champion	NCAA-1st Round	
2002-03	Mountain West	16	14	6	8	5th	Quarterfinalist	NIT-2nd Round	
2003-04	Mountain West	14	16	5	9	5th-T	Quarterfinalist	Steve Fisher	
2004-05	Mountain West	11	18	4	10	6th	Semifinalist	Steve Fisher	
2005-06	Mountain West	24	9	13	3	1st	Champion	NCAA-1st Round	

- Includes tie. * - Harrick replaced Brandenburg for final seven games of '91-92 season. McMullen coached first seven games of the '28-29 season.

► NCAA Division I Rankings

Year	Div. I Teams	Score Off.	Score Def.	Score Mar.	FG Pct.	FG Def.	3FG Gm	3FG Pct.	FT Pct.	Reb. Mar.	Reb. Asst.	BS	St.	W-L Pct.	TO	PF	Final RPI	RPI SoS	Sagarin
1999-00	310																264	98	273
2000-01	318																154	129	143
2001-02	321	95	175	103	22	137	300	101	256	66	133	97	188	T-80	190	---	39	29	66
2002-03	325	127	164	130	85	216	165	126	221	29	113	205	238	141	177	200	103	78	108
2003-04	326	132	207	174	217	231	187	243	135	146	132	208	71	185	61	132	120	64	111
2004-05	326	172	230	225	222	283	238	234	150	244	265	191	63	252	130	95	189	75	165
2005-06	326	51	136	47	62	178	130	12	55	53	188	168	107	37	195	46	61	115	68

► Mountain West Conference All-Games Rankings

Year	Conf. Place	Scoring Off.	Scoring Def.	Scoring Mar.	FT Pct.	FG Pct.	FG Def.	3FG Pct.	3FG Def.	3G Pct.	Reb. Off.	Reb. Def.	Reb. Mar.	BS	Asst.	St.	TO Mar.	A/TO Ratio	3FG Gm	MWC Record
1999-00	8	8	6	8	7	7	7	8	7	7	7	6	8	6	6	5	8	8	8	0-14
2000-01	7	7	6	6	7	7	5	5	2	4	7	7	6	4	4	4	5	5	5	4-10
2001-02	T-4	3	6	4	8	2	3	6	4	2	7	4	4	4	4	4	5	6	7	7-7
2002-03	5	5	4	6	7	5	4	7	6	4	1	1	6	4	3	6	7	7	5	6-8
2003-04	T-5	3	6	7	7	8	6	8	8	2	7	6	7	3	1	2	4	3	3	5-9
2004-05	6	5	7	7	6	7	7	8	6	7	6	7	6	8	2	2	6	6	6	4-10
2005-06	1	2	6	2	2	5	4	2	3	3	3	3	5	7	3	6	6	3	3	13-3

► Record By Conference Affiliation

By Conference	Seasons	First Yr.	Last Yr.	All Games			Conference		
				W	L	Pct.	W	L	Pct.
Southern California JC Conference	4	1922	1925	56	25	.691	18	2	.900
Independent/No Conference	7	1926	1969	97	68	.588			
Southern California Intercollegiate Athletic Conference	13	1927	1939	154	80	.658	67	44	.604
California Collegiate Athletic Association	24	1940	1968	369	258	.589	143	94	.603
Pacific Coast Athletic Association	9	1970	1978	127	117	.520	55	47	.539
Western Athletic Conference	21	1979	1999	254	343	.425	112	222	.335
Mountain West Conference	7	2000	2006	105	106	.498	39	61	.390
Totals	85			1,162	997	.538	434	470	.480

► Record By Decade

By Decade	All Games			Conference		
	W	L	Pct.	W	L	Pct.
1922-29	98	51	.653	28	23	.549
1930-39	127	58	.686	57	28	.671
1940-49	148	106	.583	35	25	.583
1950-59	159	100	.614	53	31	.631
1960-69	144	116	.554	55	38	.591
1970-79	142	129	.524	59	55	.518
1980-89	136	151	.474	65	93	.411
1990-99	103	180	.364	43	121	.262
2000-06	105	106	.498	39	61	.390

Statistical History



2006 NCAA TOURNAMENT ► 2006 MOUNTAIN WEST CHAMPIONS

Division II Era

Season	Overall			Conference			SDSU		Opp.		SDSU		Opp.		SDSU		Opp.	
	G	W-L	Pct.	W-L	Pct.	Pl.	FG-FGA	Pct.	Pct.	3FG-FGA	Pct.	Pct.	FT-FTA	Pct.	Pct.	Reb.	Avg.	Reb.
1957-58	25	17-8	.680	9-1	.900	T-1st	677-1518	.446	.371				369-562	.657	.651	895	35.8	875
1958-59	25	17-8	.680	7-3	.700	2nd	654-1503	.435	.377				364-504	.722	.641	1038	41.5	1105
1959-60	26	9-17	.347	2-3	.400	6th	610-1538	.390	.397				444-653	.679	.686	1003	38.1	1285
1960-61	24	10-14	.417	3-7	.300	6th	543-1412	.384	.408				427-598	.711	.713	785	32.7	895
1961-62	26	10-16	.385	5-7	.417	5th	706-1685	.410	.411				387-588	.680	.741	926	41.0	1240
1962-63	26	17-9	.654	8-4	.667	T-2nd	666-1695	.393	.387				434-653	.665	.638	1293	49.7	1232
1963-64	26	15-11	.577	6-4	.600	3rd	775-1879	.412	.390				414-613	.675	.690	1306	50.2	1324
1964-65	25	14-11	.560	5-5	.500	T-3rd	731-1782	.410	.402				358-574	.624	.679	1219	48.8	1231
1965-66	26	14-12	.539	6-4	.600	T-2nd	787-1755	.448	.416				394-573	.688	.678	1206	46.4	1162
1966-67	29	24-5	.828	9-1	.900	1st	917-2035	.451	.366				481-708	.679	.679	1476	50.9	1345
1967-68	27	21-6	.778	11-3	.786	1st	849-1830	.463	.423				447-692	.645	.650	1343	49.7	1097
1968-69	25	10-15	.400	independent			746-1711	.436	.468				431-586	.735	.653	957	38.2	1039
1969-70	26	13-13	.500	3-7	.300	5th	761-1682	.452	.452				491-717	.685	.645	1194	45.9	1115

Division I Era

Season	Overall			Conference			SDSU		Opp.		SDSU		Opp.		SDSU		Opp.	
	G	W-L	Pct.	W-L	Pct.	Pl.	FG-FGA	Pct.	Pct.	3FG-FGA	Pct.	Pct.	FT-FTA	Pct.	Pct.	Reb.	Avg.	Reb.
1970-71	26	12-14	.462	3-7	.300	5th	852-1793	.475	.470				557-784	.711	.688	1165	44.8	1222
1971-72	28	18-10	.643	7-5	.583	3rd	882-2099	.420	.422				518-757	.684	.662	1489	53.2	1381
1972-73	26	15-11	.577	7-5	.583	3rd	758-1774	.427	.425				414-584	.709	.702	1254	48.2	1174
1973-74	26	7-19	.269	4-8	.333	T-4th	747-1817	.411	.480				332-480	.692	.708	1104	42.5	1188
1974-75	27	14-13	.519	6-4	.600	2nd	823-1865	.441	.440				365-579	.630	.675	1295	48.0	1172
1975-76	29	16-13	.551	5-5	.500	T-3rd	927-2054	.451	.452				413-603	.685	.689	1362	47.0	1197
1976-77	28	13-15	.464	9-3	.750	T-1st	900-1953	.461	.440				351-502	.699	.687	1308	46.7	1191
1977-78	28	19-9	.679	11-3	.786	T-1st	919-1810	.508	.473				413-570	.725	.661	1129	40.3	1036
1978-79	27	15-12	.556	4-8	.333	T-5th	890-1865	.477	.482				400-554	.722	.712	1018	37.7	1056
1979-80	27	6-21	.222	3-11	.214	T-7th	854-1962	.435	.477				388-606	.640	.712	1128	41.8	1240
1980-81	27	15-12	.556	8-8	.500	5th	779-1687	.462	.445				399-605	.660	.698	1079	40.0	1019
1981-82	29	20-9	.690	11-5	.688	T-2nd	829-1745	.475	.442				459-713	.644	.652	1099	37.9	1092
1982-83	28	18-10	.643	8-8	.500	T-5th	778-1647	.472	.464				396-623	.636	.653	1049	37.5	918
1983-84	28	15-13	.536	6-10	.375	T-6th	789-1681	.469	.443				442-656	.674	.697	1120	40.0	961
1984-85	31	23-8	.742	11-5	.688	2nd	976-1934	.505	.464				541-804	.673	.642	1202	38.8	1085
1985-86	29	10-19	.345	7-9	.438	6th	835-1834	.455	.476				495-774	.640	.646	1086	37.4	1209
1986-87	30	5-25	.167	2-14	.125	T-8th	809-1874	.431	.515	197-521	.378	.354	396-642	.617	.696	1093	36.4	1084
1987-88	29	12-17	.414	5-11	.313	7th	705-1472	.479	.458	131-300	.437	.383	428-697	.614	.713	965	33.3	933
1988-89	29	12-17	.414	4-12	.250	9th	807-1657	.487	.453	141-359	.393	.348	385-609	.632	.683	1058	36.5	990
1989-90	31	13-18	.419	4-12	.250	8th	717-1588	.452	.456	118-376	.314	.310	435-686	.634	.715	996	32.1	1025
1990-91	29	13-16	.448	6-10	.375	T-7th	769-1674	.459	.442	86-302	.285	.340	410-616	.666	.713	1058	36.5	1013
1991-92	28	2-26	.071	0-16	.000	9th	649-1577	.412	.467	121-397	.305	.432	413-681	.607	.713	977	34.9	1051
1992-93	29	8-21	.276	3-15	.167	T-9th	680-1614	.421	.475	102-315	.324	.395	453-674	.672	.711	1029	35.5	972
1993-94	28	12-16	.429	6-12	.333	9th	701-1671	.420	.463	148-444	.333	.372	514-777	.662	.712	1056	37.7	1048
1994-95	28	11-17	.393	5-13	.278	9th	623-1555	.401	.427	112-382	.293	.313	413-683	.605	.649	1043	37.3	1041
1995-96	29	15-14	.517	8-10	.444	T-6th	793-1774	.447	.465	157-457	.344	.371	457-635	.720	.710	1024	35.3	1042
1996-97	27	12-15	.444	4-12	.250	7th	670-1611	.416	.479	186-554	.336	.377	528-748	.706	.736	914	33.9	1059
1997-98	28	13-15	.464	5-9	.357	6th	661-1602	.413	.441	175-580	.302	.333	442-670	.660	.665	999	35.7	1112
1998-99	26	4-22	.153	2-12	.143	8th	615-1498	.411	.490	131-437	.300	.370	384-627	.612	.674	844	32.5	1042
1999-00	28	5-23	.179	0-14	.000	8th	619-1513	.409	.456	120-401	.299	.370	387-569	.680	.707	884	31.6	1062
2000-01	28	14-14	.500	4-10	.286	7th	671-1508	.445	.421	164-467	.351	.319	419-636	.659	.658	973	34.8	1015
2001-02	33	21-12	.636	7-7	.500	T-4th	906-1902	.476	.429	147-409	.359	.332	496-752	.660	.675	1219	36.9	1107
2002-03	30	16-14	.533	6-8	.429	5th	778-1697	.458	.447	187-526	.356	.364	402-593	.678	.726	1051	35.0	903
2003-04	30	14-16	.467	5-9	.357	T-5th	786-1841	.427	.448	181-565	.320	.361	372-533	.698	.714	1077	35.9	1053
2004-05	29	11-18	.379	4-10	.286	6th	696-1629	.427	.462	161-495	.325	.358	436-628	.694	.724	935	32.2	1003
2005-06	33	24-9	.727	13-3	.813	1st	839-1823	.460	.438	220-556	.396	.334	558-767	.728	.667	1176	35.6	1048

Boldface indicates Division I era best (SDSU team high and opponent low).

STATISTICAL HISTORY ◀ HISTORY

AZTEC BASKETBALL MEDIA GUIDE

Statistical History



2006 NCAA TOURNAMENT ► 2006 MOUNTAIN WEST CHAMPIONS

Opp. Avg.	PF-Dq.	SDSUSDU Asst. Avg.	SDSUSDU Asst. TO	Opp. TO	SDSU TO	Opp. BS	SDSU BS	Opp. ST	SDSU ST	Opp. Points	SDSU Points	Opp. Avg.	SDSU Avg.	Scoring Margin	Reb. Margin	Season
35.0	455-na									1,723	1,614	68.9	64.6	+4.3	+0.8	1957-58
44.2	388-na									1,672	1,506	66.9	60.2	+6.7	-2.7	1958-59
49.4	472-na									1,664	1,797	64.0	69.1	-5.1	-11.3	1959-60
37.2	473-na									1,500	1,662	62.5	69.3	-6.8	-4.5	1960-61
49.2	591-na									1,809	1,943	69.5	74.7	-5.2	-8.2	1961-62
47.4	517-28									1,776	1,793	68.3	69.0	-0.7	+2.3	1962-63
50.9	499-na									1,964	1,884	75.5	72.5	+3.0	-0.7	1963-64
49.2	474-na									1,820	1,752	72.8	70.1	+2.7	-0.4	1964-65
44.7	501-21									1,968	1,887	75.7	72.6	+3.1	+1.7	1965-66
46.4	533-na									2,315	1,918	79.8	66.1	+13.7	+4.5	1966-67
40.6	506-na									2,145	1,818	79.4	67.3	+12.1	+9.1	1967-68
41.5	525-na									1,923	2,057	78.6	82.2	-3.6	-3.3	1968-69
42.8	517-na									2,013	1,958	77.4	75.3	+2.1	+3.1	1969-70

Opp. Avg.	PF-Dq.	SDSUSDU Asst. Avg.	SDSUSDU Asst. TO	Opp. TO	SDSU TO	Opp. BS	SDSU BS	Opp. ST	SDSU ST	Opp. Points	SDSU Points	Opp. Avg.	SDSU Avg.	Scoring Margin	Reb. Margin	Season	
47.0	568-na									2,261	2,263	86.9	87.0	-0.1	-2.2	1970-71	
49.3	565-19									2,282	2,195	81.5	78.4	+3.1	+2.9	1971-72	
45.2	503-16	299	7.7	394						1,930	1,967	74.2	75.6	-1.4	+3.0	1972-73	
45.4	537-21	400	15.4	481						1,826	2,076	70.2	79.9	-9.7	-2.9	1973-74	
43.4	510-11	380	14.1	383						2,011	1,976	74.5	73.2	+1.3	+4.6	1974-75	
41.3	578-22	533	18.4	552						2,267	2,153	78.1	74.2	+3.9	+5.7	1975-76	
42.5	601-30	490	17.5	484						2,151	2,146	76.8	76.6	+0.2	+4.2	1976-77	
37.0	616-27	602	21.5	444						2,251	2,038	80.4	72.8	+7.6	+3.3	1977-78	
39.1	579-24	523	19.4	403	452	539	83	73	257	188	2,180	2,111	80.7	78.2	+2.5	-1.4	1978-79
45.9	644-20	489	18.1	485	473	509	91	89	194	181	2,096	2,302	77.6	85.3	-7.7	-4.1	1979-80
37.7	577-19	389	14.4	460	445	417	71	82	209	185	1,957	1,958	72.5	72.5	-0.0	+2.6	1980-81
37.7	607-18	461	15.9	445	448	517	102	61	237	158	2,117	1,940	73.0	66.9	+6.1	+0.2	1981-82
32.8	487-13	389	13.9	411	432	404	81	73	190	208	1,952	1,819	69.7	65.0	+4.7	+4.7	1982-83
34.3	535-13	412	14.7	412	489	390	124	69	204	213	2,020	1,965	72.1	70.2	+1.9	+5.7	1983-84
35.0	619-8	488	15.7	499	519	526	133	92	282	234	2,493	2,240	80.4	72.3	+8.1	+3.8	1984-85
41.7	660-23	415	14.3	493	488	491	53	104	258	188	2,165	2,223	74.7	76.7	-2.0	-4.3	1985-86
37.4	642-14	416	14.3	539	495	387	74	110	202	259	2,211	2,391	73.7	82.4	-8.4	-1.3	1986-87
32.2	599-28	420	14.5	407	476	364	102	78	179	227	1,969	2,072	67.9	71.4	-3.5	+1.1	1987-88
34.1	599-31	471	16.2	434	475	389	62	67	199	198	2,140	2,174	73.8	75.0	-1.2	+2.4	1988-89
33.1	621-26	416	13.4	420	456	411	68	73	225	198	1,987	2,096	64.1	67.6	-3.5	-1.0	1989-90
34.9	549-9	460	15.9	401	431	385	126	100	175	212	2,034	2,065	70.1	71.2	-1.1	+1.6	1990-91
37.5	602-18	333	11.9	432	453	391	121	84	152	225	1,832	2,199	65.4	78.5	-13.1	-2.6	1991-92
33.5	550-21	346	11.9	440	504	430	134	104	197	271	1,915	2,175	66.0	75.0	-9.0	+2.0	1992-93
37.4	558-21	334	11.9	430	414	413	106	101	214	217	2,064	2,164	73.7	77.3	-3.6	+0.3	1993-94
37.2	548-17	298	10.6	350	411	402	85	140	176	196	1,771	1,878	63.3	67.1	-3.8	+0.1	1994-95
35.9	537-8	455	15.7	445	393	461	67	118	254	210	2,200	2,154	75.9	74.3	+1.6	-0.6	1995-96
39.2	535-16	326	12.1	465	386	512	71	131	221	185	2,054	2,134	76.1	79.0	-2.9	-5.3	1996-97
39.7	500-16	326	11.6	445	475	502	72	91	221	228	1,939	2,050	69.3	73.2	-3.9	-4.0	1997-98
40.1	468-19	333	12.8	465	452	493	58	112	206	243	1,745	2,039	67.1	78.4	-11.3	-7.6	1998-99
37.9	548-17	376	13.4	460	494	449	64	114	202	266	1,745	2,097	62.3	74.9	-12.6	-6.3	1999-00
36.2	520-11	422	15.1	407	427	421	89	89	183	199	1,925	1,891	68.8	67.5	+1.3	-1.4	2000-01
33.5	689-21	472	14.3	449	508	499	123	114	225	264	2,455	2,339	74.4	70.9	+3.5	+3.4	2001-02
30.1	587-22	431	14.4	423	453	423	84	99	188	226	2,145	2,087	71.5	69.6	+1.9	+4.9	2002-03
35.1	559-21	423	14.1	422	399	478	82	108	246	195	2,125	2,117	70.8	70.6	+0.2	+0.8	2003-04
34.6	509-11	346	11.9	432	409	440	86	94	241	197	1,989	2,062	68.6	71.1	-3.5	-2.4	2004-05
31.8	545-10	432	13.1	444	498	484	101	113	251	226	2,456	2,223	74.4	67.4	+7.0	+3.8	2005-06

vs. All Opponents



2006 NCAA TOURNAMENT ► 2006 MOUNTAIN WEST CHAMPIONS

AZTEC BASKETBALL MEDIA GUIDE vs. ALL OPPONENTS HISTORY

Team	GP	W	L	First	Last
20th Century Fox	1	0	1	M.6.43	M.6.43
31st Div.-Destroyers	1	0	1	J.26.23	J.26.23
32nd Div.-Destroyers	1	0	1	D.22.24	D.22.24
35th Division	1	0	1	D.19.23	D.19.23
Air Base Group 2	1	1	0	D.11.42	D.11.42
► Air Force *	55	37	18	D.8.73	F.8.06
Air Pac (Fleet Air)	3	2	1	D.19.22	D.13.49
Alaska Fairbanks *	1	1	0	N.17.05	N.17.05
Albany *	1	1	0	N.26.05	N.26.05
Alderson-Broadbent	1	1	0	M.13.56	M.13.56
Alhambra Athletic Club	4	4	0	D.29.33	F.23.37
Alliant International +	17	14	3	D.1.64	F.27.91
Alumni	33	26	7	D.28.28	D.2.60
Appalachian State *	1	1	0	M.13.40	M.13.40
► Arizona *	22	5	17	D.28.45	D.22.04
Arizona State *	24	10	14	D.27.37	D.16.00
Arkansas *	2	0	2	D.3.81	D.3.85
Arkansas State *	2	1	1	D.21.90	D.27.98
Athletes in Action	1	1	0	D.16.67	D.16.67
Ball State *	4	1	3	D.17.68	D.27.99
Bank League All-Stars	1	1	0	F.17.22	F.17.22
Bank of Italy	1	1	0	D.22.31	D.22.31
Baylor *	3	3	0	D.29.81	D.27.90
Beloit	1	0	1	D.22.48	D.22.48
Bemidji State	1	0	1	M.11.42	M.11.42
Boise State *	1	1	0	D.16.76	D.16.76
Bostonians	1	1	0	F.24.25	F.24.25
Bowling Green *	1	0	1	D.27.74	D.27.74
Bradley *	4	0	4	D.20.47	D.20.67
Brawley JC	1	1	0	D.22.34	D.22.34
► Brigham Young *	58	19	39	D.19.40	F.22.06
Broadway Clowns	10	7	3	J.24.36	D.26.47
Brown *	1	0	1	D.28.79	D.28.79
Buchan Bakers	1	0	1	D.18.54	D.18.54
Bucknell *	1	1	0	D.27.87	D.27.87
Cal Poly +++ *	50	34	16	F.7.47	D.18.03
Cal Poly Pomona *	21	15	6	D.1.62	D.8.95
Cal State Fullerton *	30	20	10	J.18.64	D.21.04
Cal State Los Angeles *	51	31	20	J.17.50	D.13.86
Cal State Northridge** *	23	17	6	F.11.61	D.1.01
► California *	5	2	3	J.15.40	D.6.05
California 145's	1	1	0	J.8.26	J.8.26
Caltech	9	8	1	D.29.22	J.21.39
Camp Callan 57th Battalion	2	2	0	D.30.42	F.13.43
Central Christian Church	1	0	1	D.20.24	D.20.24
Central Conn. State *	1	1	0	D.30.89	D.30.89
Central Michigan *	1	1	0	D.17.75	D.17.75
Chadron State	1	1	0	M.10.42	M.10.42
Chaffey College	1	1	1	F.3.22	F.2.23
Chico State	12	10	2	D.16.36	D.12.56
Chaminade *	2	2	0	N.26.89	N.26.03
Chapman *	24	19	5	J.16.26	D.21.71
Charlotte *	2	0	2	D.27.85	D.19.86
Citrus JC	3	3	0	F.24.23	J.17.25
Claremont-Mudd-Scripps	2	2	0	F.4.66	D.28.67
Colorado *	6	3	3	J.4.71	J.5.76
► Colorado State *	56	22	34	D.22.60	M.9.06
Columbia *	1	1	0	D.31.01	D.31.01
Consolidated Aircraft	2	0	2	J.6.42	J.24.42
Conway Dominators	1	1	0	F.17.45	F.17.45
Cornado High	2	2	0	J.24.22	D.14.22
Creighton *	4	1	3	D.16.48	J.3.74
Culver-Stockton	2	2	0	M.12.41	D.16.49
Dartmouth *	1	1	0	D.21.87	D.21.87
Dayton *	2	0	2	D.16.77	N.25.03
Delaware *	1	1	0	N.26.88	N.26.88
Delta State	1	1	0	M.15.40	M.15.40
DeMolay	4	3	1	D.27.26	1930-31
Denver *	2	1	1	D.30.58	D.12.62
DePaul *	2	0	2	D.19.72	D.30.80
Doane College *	1	1	0	D.7.82	D.7.82
Drake *	6	2	4	D.19.47	N.25.77
Duke *	1	0	1	D.29.01	D.29.01
East Central	1	1	0	M.12.40	M.12.40
East Tennessee State *	1	1	0	D.29.83	D.29.83
East Texas Baptist	1	1	0	M.15.39	M.15.39
Eastern Washington *	6	3	3	N.30.85	D.20.03
El Centro JC	3	3	0	F.9.24	D.23.34
Escondido	1	0	1	J.3.28	J.3.28
Eta Omega Delta (Hods)	2	1	1	J.5.24	1925-26
Evansville *	5	1	4	D.8.61	D.21.68
Firestones	1	0	1	J.6.34	J.6.34

Team	GP	W	L	First	Last
Florida International Bank	7	3	4	J.12.22	F.18.25
Fletcher Five	2	2	0	D.23.25	D.28.31
Florida *	1	1	0	D.21.85	D.21.85
Florida A&M *	1	1	0	D.20.91	D.20.91
Florida Atlantic *	2	2	0	N.30.00	D.28.02
Florida International *	1	1	0	F.22.89	F.22.89
Florida State *	1	1	0	D.29.82	D.29.82
Forham *	1	1	0	D.29.77	D.29.77
Fort Hays State *	1	1	1	D.20.52	D.1.79
Fort Rosecrans	1	1	0	J.30.46	J.30.46
Fresno State *	99	51	48	J.5.40	D.8.01
Fulerton College	4	4	0	1921-22	F.7.25
Georgetown *	1	0	1	D.5.81	D.5.81
Gustavus Adolphus	1	0	1	D.19.59	D.19.59
Gonzaga *	1	0	1	F.23.80	F.23.80
Grand Canyon *	1	0	1	F.23.80	F.23.80
Grossmont High (+ alumni)	5	5	0	J.30.22	F.23.27
Gustavus Adolphus	1	0	1	M.14.56	M.14.56
Hancock's All-Comets	1	1	0	D.22.22	D.22.22
Hanson's All-Stars	1	1	0	F.1.35	F.1.35
Hardin-Simmons *	2	2	0	D.4.72	D.20.88
Harlem Globetrotters	4	1	3	J.20.38	F.26.46
Harvard *	1	1	0	D.28.74	D.28.74
Hawai'i *	46	19	27	F.4.71	D.14.02
High Point *	1	1	0	J.2.00	J.2.00
House of David	6	3	3	J.24.33	J.20.40
Houston *	2	2	0	J.29.01	D.12.02
Howard *	1	1	0	D.21.82	D.21.82
Humboldt State	1	1	0	M.7.56	M.7.56
IPFW *	2	2	0	J.2.02	D.30.02
Idaho State *	5	3	2	D.5.74	D.4.80
Illinois *	1	0	1	M.15.02	M.15.02
Illinois-Chicago *	1	0	1	N.19.05	N.19.05
Illinois State *	3	1	2	M.15.67	D.29.73
Indiana *	1	0	1	M.16.06	M.16.06
Indiana State *	3	0	3	D.28.50	D.18.67
Iowa State *	5	2	3	D.22.62	D.28.04
James Madison *	1	1	0	N.25.89	N.25.89
Kansas *	2	1	1	D.23.78	D.23.78
Kansas City All-Stars	1	1	0	M.2.46	M.2.46
Kansas State *	3	1	2	N.27.72	N.27.87
Kearney Flyers	2	2	0	J.29.43	F.19.46
Kentucky Wesleyan	2	0	2	D.20.65	D.19.68
La Salle *	2	1	1	D.28.76	D.29.80
La Verne	23	18	5	J.26.27	F.26.38
Lamar *	2	0	2	D.22.90	D.22.92
Lockhead Air	2	0	2	D.27.40	M.1.41
Long Beach State *	56	34	22	D.19.53	N.21.03
Loras	1	0	1	D.18.48	D.18.48
Louisiana Tech *	2	1	1	J.22.71	N.29.85
Louisiana-Lafayette *	1	1	0	D.21.84	D.21.84
Luke Air Force Base (Ariz.)	1	1	0	D.21.53	D.21.53
► Loyola Marymount *	57	31	26	J.23.26	D.31.05
MCRD	1	0	1	M.14.33	M.14.33
Manchester	1	1	0	M.16.39	M.16.39
Manhattan *	1	1	0	D.27.86	D.27.86
Mannen's All-Stars	1	1	0	D.29.31	D.29.31
Marquette *	3	0	3	D.20.48	J.6.75
Marshall *	1	1	0	J.2.48	J.2.48
McNeese State *	1	1	0	D.20.84	D.20.84
Memphis *	1	0	1	D.22.86	D.22.86
Mexico, University of	2	2	0	J.5.39	J.9.48
Miami (Fla) *	2	1	1	J.31.87	F.6.88
Michigan State *	1	0	1	D.29.84	D.29.84
Midwestern State *	1	1	0	D.6.90	D.6.90
Minnesota *	2	0	2	D.23.68	D.23.69
Miramar Marines	1	0	1	M.1.46	M.1.46
Mississippi *	1	0	1	D.28.86	D.28.86
Missouri *	2	1	1	J.10.77	D.21.78
Modesto JC	1	0	1	D.21.36	D.21.36
Monmouth *	1	1	0	N.22.04	N.22.04
Montana *	1	1	0	D.28.68	D.28.68
Montana State *	1	1	0	M.11.41	M.11.41
Morgan State *	2	2	0	D.1.84	D.18.00
► Murray State *	1	1	0	M.15.41	M.15.41
National City	1	1	0	1921-22	1921-22
National City All-Stars	1	1	0	J.14.28	J.14.28
National City Baptists	1	1	0	D.26.25	D.26.25
Navy *	2	2	0	J.7.81	J.3.84
Navy Officers Club	1	1	0	J.14.38	J.14.38
Nebraska *	1	1	0	D.3.71	D.3.71
Nebraska Wesleyan	2	1	1	D.17.63	D.14.65
Nevada *	8	5	3	D.14.56	D.9.98

Team	GP	W	L	First	Last
► New Mexico *	58	23	35	J.2.76	F.25.06
New Mexico Mines	2	2	0	J.7.38	J.28.39
New Mexico State *	7	4	3	D.13.40	N.24.01
New Mexico Western	1	1	0	D.27.52	D.27.52
Niagara *	1	1	0	D.27.89	D.27.89
Norfolk State *	2	2	0	D.21.00	N.21.01
North Carolina *	2	0	2	D.29.88	N.24.90
North Dakota State *	3	3	0	D.18.70	D.15.71
North Florida *	1	1	0	D.18.92	D.18.92
North Island NAS	8	5	3	J.30.25	F.12.46
North Texas *	1	0	1	J.3.77	J.3.77
Northern Arizona *	7	4	3	D.30.46	N.28.87
Northern Colorado # *	2	2	0	D.15.62	D.11.71
Northern Illinois *	5	2	3	D.21.67	J.24.74
Northern Iowa *	2	1	1	D.29.86	N.16.01
Northern State	1	1	0	M.14.39	M.14.39
Northwest Missouri State	1	1	0	D.2.66	D.2.66
Northwestern *	2	2	0	N.24.95	D.3.96
Occidental	32	24	8	J.21.27	D.12.53
Ohio State *	3	2	1	D.22.95	N.24.03
Oklahoma *	3	0	3	D.7.73	J.2.75
Oklahoma City *	1	1	0	D.9.83	D.9.83
Oklahoma State *	3	2	1	D.13.79	D.30.00
Olson's Swedes	5	1	4	J.29.32	F.1.36
Oral Roberts *	4	1	3	D.16.72	D.4.85
Oregon *	6	3	3	D.17.77	D.2.97
Oregon State *	1	0	1	D.17.71	D.17.71
Pacific *	24	13	11	J.11.47	J.8.00
Pacific Coast Club	2	2	0	D.11.37	J.22.38
Pasadena College	1	1	0	J.24.25	J.24.25
Pennsylvania *	1	1	0	D.30.78	D.30.78
Peoria Diesels	2	0	2	J.27.50	D.20.50
Pepperdine *	52	17	35	J.15.43	D.22.94
Peru State	1	1	0	M.17.39	M.17.39
Pittsburg State	1	1	0	M.14.40	M.14.40
Point Loma Nazarene *	13	8	5	M.1.54	D.3.05
Pomona College #	17	14	3	F.10.22	D.3.69
Portland *	7	2	5	D.16.54	D.31.03
Portland State *	4	4	0	M.10.67	J.5.79
Prairie View *	1	1	0	D.4.82	D.4.82
Providence *	2	0	2	D.31.04	D.27.05
Puget Sound	1	1	0	D.20.54	D.20.54
Purdue *	3	2	1	D.9.74	D.30.77
Ramona High	1	1	0	D.15.24	D.15.24
Redlands	37	24	13	D.21.25	D.14.68
Regis College	3	2	1	M.9.57	D.19.62
Rhode Island *	1	0	1	D.23.87	D.23.87
Rice *	4	3	1	D.28.73	F.21.98
Richmond *	1	0	1	N.24.91	N.24.91
Riverside College	4	3	1	1921-22	J.10.25
Rohr	1	1	0	D.30.43	D.30.43
Ryan All-Stars	2	2	0	D.15.44	J.6.45
St. Francis (NY) *	1	1	0	D.27.88	D.27.88
Saint Francis (PA) *	1	1	0	D.30.75	D.30.75
► Saint Mary's (CA) *	5	2	3	F.3.61	D.14.04
Sacramento State *	4	3	1	D.13.56	D.2.00
San Bernardino Army AB	1	1	0	D.18.43	D.18.43
► San Diego *	37	20	17	D.8.62	N.30.05
San Diego Amphibious TB	5	3	2	D.22.44	J.31.46
San Diego Athletic Club	3	2	1</		

All-Time Series



2006 NCAA TOURNAMENT ► 2006 MOUNTAIN WEST CHAMPIONS

Air Force

Series: San Diego State leads, 37-18
Home: 20-6, **Away:** 14-11, **Neutral:** 3-1

Date	Location	Score
D.8.73	N-Omaha, Neb. (CI)	W 87-68
J.15.81	*San Diego (SA)	W 58-43
F.21.81	*USAFA	2ot-W 63-61
J.25.82	*USAFA	W 58-57
F.4.82	*San Diego (SA)	W 67-55
J.31.83	*San Diego (SA)	W 71-47
F.26.83	*USAFA	W 64-58
F.2.84	*USAFA	L 43-55
M.3.84	*San Diego (SA)	W 74-58
J.5.85	*USAFA	W 88-73
J.28.85	*San Diego (SA)	W 74-64
J.2.86	*San Diego (SA)	W 69-50
J.31.86	*USAFA	W 69-63
J.8.87	*USAFA	L 75-86
F.7.87	*San Diego (SA)	L 77-81
J.21.88	*USAFA	L 57-60
M.5.88	*San Diego (SA)	W 79-67
J.7.89	*San Diego (SA)	W 64-61
F.4.89	*USAFA (d)	L 69-87
J.13.90	*USAFA	W 72-68
F.15.90	*San Diego (SA)	L 59-65
M.7.90	^N-El Paso (IR)	ot-L 64-70
J.10.91	*USAFA	W 52-48
F.16.91	*San Diego (SA)	W 76-59
M.6.91	^N-Laramie (IR)	W 58-51
F.1.92	*USAFA	L 47-65
F.20.92	*San Diego (SA)	L 58-60
J.28.93	*San Diego (PG)	W 59-51
F.4.93	*USAFA	W 72-62
J.29.94	*USAFA	W 68-60
F.5.94	*San Diego (PG)	W 82-69
J.19.95	*San Diego (PG)	W 69-49
E.9.95	*USAFA	L 53-81
J.20.96	*USAFA	W 77-69
F.10.96	*San Diego (SA)	W 81-72
M.6.96	^N-Albuquerque (IR)	W 80-69
J.11.97	*USAFA	ot-W 77-69
F.6.97	*San Diego (SA)	W 83-67
J.5.98	USAFA	W 84-81
F.7.98	*San Diego (CA)	W 66-55
J.20.00	*San Diego (CA)	3ot-L 77-81
F.24.00	*USAFA	L 55-63
J.20.01	*San Diego (CA)	W 67-43
F.19.01	*USAFA	W 62-48
F.4.02	*USAFA	L 54-67
M.2.02	*San Diego (CA) (:02.6)	W 49-47
J.11.03	*USAFA (d)	W 63-48
F.22.03	*San Diego (CA)	W 67-53
J.31.04	*San Diego (CA)	L 43-57
M.1.04	*USAFA	L 49-61
J.29.05	*USAFA (d)	L 50-62
F.28.05	*San Diego (CA)	L 57-77
M.10.05	^N-Denver (PC) (QF)	W 73-68
J.7.06	*USAFA	L 62-65
F.8.06	*San Diego (CA)	W 61-51

Appalachian State
Series: San Diego State leads, 1-0
Home: 0-0, **Away:** 0-0, **Neutral:** 1-0

Date	Location	Score
M.13.40	^N-Kansas City	W 48-46

Arizona

Series: Arizona leads, 17-5
Home: 4-5, **Away:** 1-12, **Neutral:** 0-0

Date	Location	Score
D.28.45	San Diego (AG)	W 39-36
D.29.45	San Diego (AG)	L 33-38
D.21.46	Tucson	L 36-73
D.23.47	Tucson	L 44-60
D.14.48	Tucson	L 41-60
D.16.50	Tucson	L 38-68
D.16.52	Tucson	L 64-68
D.2.55	Tucson (so)	L 74-80
J.11.58	San Diego (AG)	W 83-76
D.15.59	Tucson	L 50-65
D.9.71	Tucson	W 69-67
J.15.73	San Diego (PG)	W 81-68
D.11.73	Tucson (14)	L 79-109
D.7.74	San Diego (SA) (18)	L 79-81
J.6.77	Tucson (11)	L 77-80
D.2.77	San Diego (SA)	L 79-80
D.23.82	Tucson	L 44-46
D.17.83	San Diego (SA)	W 90-80
D.12.85	Tucson	L 66-72
D.4.86	San Diego (SA) (20)	L 78-110
D.7.03	San Diego (CA) (1/1)	L 81-89
D.2.04	Tucson (5/5)	L 71-83

Arizona State

Series: Arizona State leads, 14-10
Home: 8-4, **Away:** 2-10, **Neutral:** 0-0

Date	Location	Score
D.27.37	San Diego (AG)	W 55-46
D.28.37	San Diego (AG)	W 47-27
D.1.48	San Diego (AG)	L 54-58
D.6.49	San Diego (AG)	W 54-36
D.4.50	San Diego (AG)	L 67-76
D.11.53	San Diego (AG)	W 84-60
D.22.53	Tempe	W 69-59
D.3.55	Tempe	L 76-82
D.27.55	San Diego (AG)	W 89-64
J.24.58	San Diego (AG)	W 74-72
D.27.58	Tempe	L 65-74
D.3.70	Tempe	L 79-117
J.22.72	San Diego (PG)	L 73-76
J.20.73	Tempe	L 70-95
F.26.74	San Diego (SA)	L 68-78
D.17.74	Tempe	L 86-96
D.3.76	Tempe (SD) (SF)	L 65-86
J.7.78	Tempe	W 77-74
J.22.79	San Diego (SA)	W 80-73
D.4.87	Tempe (KK) (SF)	L 68-91
D.17.88	Tempe	L 72-77
D.8.92	Tempe	L 64-67
D.18.99	Tempe (d)	L 85-99
D.16.00	San Diego (CA) (:02.1)	W 64-62

UAB (Alabama-Birmingham)

Series: UAB leads, 1-0
Home: 0-0, **Away:** 0-1, **Neutral:** 0-0

Date	Location	Score
D.23.89	Birmingham (AB) (CH)	L 46-91

Alaska Fairbanks

Series: San Diego State leads, 1-0
Home: 0-0, **Away:** 1-0, **Neutral:** 0-0

Date	Location	Score
N.17.05	Fairbanks (TW) (QF)	W 67-55

Albany

Series: San Diego State leads, 1-0
Home: 1-0, **Away:** 0-0, **Neutral:** 0-0

Date	Location	Score
N.26.05	San Diego (CA)	W 80-53

Alliant International

(formerly U.S. International)
Series: San Diego State leads, 14-3
Home: 10-2, **Away:** 4-1, **Neutral:** 0-0

Date	Location	Score
D.1.64	San Diego (so)	W 51-47
D.3.65	U.S. International (so)	L 60-71
D.31.65	San Diego	L 58-69
J.21.67	San Diego	W 53-52

J.20.68	U.S. International	W 65-53
J.18.69	San Diego	W 87-70
F.7.70	U.S. International	W 96-74
F.23.71	San Diego (PG)	W 84-64
F.21.72	San Diego (SA)	W 83-68
J.26.73	U.S. International	W 58-55
J.22.85	U.S. International	W 112-74
F.20.86	San Diego (SA)	W 138-93
J.29.87	San Diego (SA)	L 81-87
D.10.87	San Diego (SA)	W 103-68
F.25.89	San Diego (SA)	W 97-82
F.10.90	San Diego (SA)	W 108-97
F.27.91	San Diego (SA)	W 123-103

Appalachian State

Series: San Diego State leads, 1-0
Home: 0-0, **Away:** 0-0, **Neutral:** 1-0

Date	Location	Score
M.13.40	^N-Kansas City	W 48-46

Arizona

Series: Arizona leads, 17-5
Home: 4-5, **Away:** 1-12, **Neutral:** 0-0

Date	Location	Score
D.28.45	San Diego (AG)	W 39-36
D.29.45	San Diego (AG)	L 33-38
D.21.46	Tucson	L 36-73
D.23.47	Tucson	L 44-60
D.14.48	Tucson	L 41-60
D.16.50	Tucson	L 38-68
D.16.52	Tucson	L 64-68
D.2.55	Tucson (so)	L 74-80
J.11.58	San Diego (AG)	W 83-76
D.15.59	Tucson	L 50-65
D.9.71	Tucson	W 69-67
J.15.73	San Diego (PG)	W 81-68
D.11.73	Tucson (14)	L 79-109
D.7.74	San Diego (SA) (18)	L 79-81
J.6.77	Tucson (11)	L 77-80
D.2.77	San Diego (SA)	L 79-80
D.23.82	Tucson	L 44-46
D.17.83	San Diego (SA)	W 90-80
D.12.85	Tucson	L 66-72
D.4.86	San Diego (SA) (20)	L 78-110
D.7.03	San Diego (CA) (1/1)	L 81-89
D.2.04	Tucson (5/5)	L 71-83

Arizona State

Series: Arizona State leads, 14-10
Home: 8-4, **Away:** 2-10, **Neutral:** 0-0

Date	Location	Score
D.27.37	San Diego (AG)	W 55-46
D.28.37	San Diego (AG)	W 47-27
D.1.48	San Diego (AG)	L 54-58
D.6.49	San Diego (AG)	W 54-36
D.4.50	San Diego (AG)	L 67-76
D.11.53	San Diego (AG)	W 84-60
D.22.53	Tempe	W 69-59
D.3.55	Tempe	L 76-82
D.27.55	San Diego (AG)	W 89-64
J.24.58	San Diego (AG)	W 74-72
D.27.58	Tempe	L 65-74
D.3.70	Tempe	L 79-117
J.22.72	San Diego (PG)	L 73-76
J.20.73	Tempe	L 70-95
F.26.74	San Diego (SA)	L 68-78
D.17.74	Tempe	L 86-96
D.3.76	Tempe (SD) (SF)	L 65-86
J.7.78	Tempe	W 77-74
J.22.79	San Diego (SA)	W 80-73
D.4.87	Tempe (KK) (SF)	L 68-91
D.17.88	Tempe	L 72-77
D.8.92	Tempe	L 64-67
D.18.99	Tempe (d)	L 85-99
D.16.00	San Diego (CA) (:02.1)	W 64-62

UAB (Alabama-Birmingham)

Series: UAB leads, 1-0
Home: 0-0, **Away:** 0-1, **Neutral:** 0-0

Date	Location	Score
D.23.89	Birmingham (AB) (CH)	L 46-91

Alaska Fairbanks

Series: San Diego State leads, 1-0
Home: 0-0, **Away:** 1-0, **Neutral:** 0-0

Date	Location	Score
N.17.05	Fairbanks (TW) (QF)	W 67-55

Albany

Series: San Diego State leads, 1-0
Home: 1-0, **Away:** 0-0, **Neutral:** 0-0

Date	Location	Score
N.26.05	San Diego (CA)	W 80-53

Alliant International

(formerly U.S. International)
Series: San Diego State leads, 14-3
Home: 10-2, **Away:** 4-1, **Neutral:** 0-0

Date	Location	Score
D.1.64	San Diego (so)	W 51-47
D.3.65	U.S. International (so)	L 60-71
D.31.65	San Diego	L 58-69
J.21.67	San Diego	W 53-52

D.27.98	San Diego (CA)	L 62-70
---------	----------------	---------

Ball State

Series: Ball State leads, 3-1
Home: 1-1, **Away:** 0-1, **Neutral:** 0-1

Date	Location	Score
D.17.68	Muncie	L 73-75
D.19.70	San Diego (PG)	W 86-75
D.20.86	N-Knoxville, Tenn. (VC)	L 84-86
D.27.99	San Diego (CA)	L 65-82

Baylor

Series: San Diego State leads, 3-0
Home: 2-0, **Away:** 1-0, **Neutral:** 0-0

Date	Location	Score
D.29.81	San Diego (SA) (CC)	W 77-54
N.29.88	Waco	W 83-58
D.27.90	San Diego (SA)	W 84-70

Boise State

Series: San Diego State leads, 1-0
Home: 1-0, **Away:** 0-0, **Neutral:** 0-0

Date	Location	Score
D.16.76	San Diego (PG)	W 78-68

Bowling Green

Series: Bowling Green leads, 1-0
Home: 0-0, **Away:** 0-0, **Neutral:** 0-1

Date	Location	Score
D.27.74	N-Tulsa, Okla. (OR)	L 68-73

Bradley

Series: Bradley leads, 4-0
Home: 0-0, **Away:** 0-4, **Neutral:** 0-0

Date	Location	Score
D.20.47	Peoria	L 56-82
D.23.48	Peoria	L 39-60
D.15.61	Peoria	L 64-88
D.20.67	Peoria	L 76-95

Brigham Young (BYU)

Series: Brigham Young leads, 39-19
Home: 15-15, **Away:** 3-24, **Neutral:** 1-0

Date	Location	Score
D.19.40	San Diego (AG)	W 49-45
D.20.40	San Diego (AG)	W 42-40
D.23.77	San Diego (SA)	W 104-88
F.3.79	*Provo	L 80-88
M.1.79	*San Diego (SA)	L 95-96
J.24.80	*San Diego (SA) (20)	L 91-123
M.1.80	*Provo (12)	L 81-114
J.8.81	*Provo (17)	L 73-84
F.14.81	*San Diego (SA) (15)	W 73-72
J.28.82	*San Diego (SA)	W 80-66
F.27.82	*Provo (d)	L 66-106
J.14.83	*Provo	L 74-96
F.12.83	*San Diego (SA)	L 67-69
J.21.84	*San Diego (SA)	W 79-75
F.16.84	*Provo	ot-L 92-94
J.12.85	*San Diego (SA)	W 89-70
J.31.85	*Provo	W 77-71
J.11.86	*Provo	L 70-82
F.6.86	*San Diego (SA)	L 71-81
J.15.87	*Provo	L 82-94
F.26.87	*San Diego (SA)	L 68-85
J.9.88	*Provo	L 65-92
F.18.88	*San Diego (SA) (7)	ot-W 82-80
J.12.89	*Provo	L 81-85
F.9.89	*San Diego (SA)	W 89-74
J.6.90	*San Diego (SA)	L 60-63
F.1.90	*Provo	L 58-75
J.3.91	*San Diego (SA)	L 61-73
F.7.91	*Provo	L 55-75
F.6.92	*San Diego (SA)	L 59-89
F.29.92	*Provo	L 78-98
J.21.93	*Provo	L 64-76
F.13.93	*San Diego (PG) (d)	L 73-80
J.20.94	*San Diego (PG)	ot-L 82-83
F.10.94	*Provo	L 87-101
J.12.95	*Provo	L 57-66
F.18.95	*San Diego (PG)	W 58-52
J.13.96	*San Diego (PG)	W 83-76
F.15.96	*Provo	L 68-81
D.31.96	Provo (d)	ot-W 89-86
N.14.97	San Diego (SA) (so)	L

All-Time Series



2006 NCAA TOURNAMENT ► 2006 MOUNTAIN WEST CHAMPIONS

ALL-TIME SERIES ◀ HISTORY

F.8.64	San Diego (PG)	W	86-75
J.23.65	San Diego (PG)	W	65-64
F.5.65	Pomona	L	54-69
D.4.65	Pomona	L	80-82
J.22.66	San Diego (PG)	L	66-79
J.7.67	San Diego (PG)	W	78-66
F.11.67	Pomona	W	76-66
J.5.68	*San Diego (PG)	L	72-75
F.9.68	*Pomona	W	68-64
J.3.69	Pomona	W	76-66
F.7.69	San Diego (PG)	W	99-98
J.3.70	San Diego (PG)	W	86-78
J.24.70	Pomona	L	71-83
D.1.87	San Diego (SA)	W	76-65
D.8.90	San Diego (PG)	W	94-78
D.4.92	San Diego (PG)	W	72-68
N.11.93	San Diego (PG) (so)	W	86-58
N.30.94	San Diego (PG)	W	80-71
D.8.95	San Diego (SA)	W	67-48

Cal State Fullerton

Series: San Diego State leads, 20-10

Home: 11-4, Away: 9-5, Neutral: 0-1

Date	Location	Score
J.18.64	San Diego (PG)	W 94-64
J.31.64	Fullerton	W 89-64
D.12.64	Fullerton	W 96-71
F.13.65	San Diego (PG)	W 96-59
D.28.65	San Diego (PG)	2ot-W 87-86
F.5.65	Fullerton	W 105-72
D.10.66	Fullerton	W 80-64
D.23.66	San Diego (PG)	W 96-68
J.6.68	*San Diego (PG)	W 87-74
F.10.68	*Fullerton	W 84-60
J.4.69	Fullerton	L 59-65
F.28.69	San Diego (PG)	L 62-76
J.2.70	Fullerton	W 75-60
F.10.70	San Diego (PG)	W 112-66
J.25.75	*San Diego (PG)	W 72-65
F.22.75	*Fullerton	L 71-72
J.24.76	*San Diego (PG)	W 63-60
F.21.76	*Fullerton	L 61-71
J.15.77	*Fullerton	W 73-70
F.5.77	*San Diego (PG)	W 61-59
J.26.78	*San Diego (SA)	W 94-69
F.11.78	*Fullerton	W 76-70
M.3.78	*N-Anaheim (PC) (SF)	L 50-64
D.18.79	San Diego (SA)	L 53-68
D.13.80	Fullerton	W 70-64
D.20.94	Fullerton	ot-L 73-83
D.5.95	San Diego (SA)	ot-L 83-85
N.21.98	Fullerton	L 76-79
J.5.00	San Diego (CA)	L 66-72
D.21.04	San Diego (CA)	W 63-60

Cal State Los Angeles

Series: San Diego State leads, 31-20

Home: 16-10, Away: 15-9, Neutral: 0-1

Date	Location	Score
J.17.50	San Diego (AG)	W 68-49
J.12.51	*San Diego (AG)	L 59-63
J.26.51	*Los Angeles	W 58-51
J.26.52	*Los Angeles	L 61-72
F.9.52	*San Diego (AG)	L 53-55
J.16.53	*San Diego (AG)	L 47-49
J.24.53	*Los Angeles	W 75-67
J.23.54	*Los Angeles	W 75-68
F.5.54	*San Diego (AG)	W 75-61
J.22.55	*Los Angeles	W 74-69
F.18.55	*San Diego (AG)	W 59-54
J.5.56	Los Angeles	W 91-72
F.10.56	San Diego (AG)	W 84-52
J.12.57	*San Diego (AG)	W 84-73
F.21.57	*Los Angeles	W 66-61
M.13.57	**N - Evansville, Ind. (QF)	L 55-57
J.25.58	*Los Angeles	W 64-62
F.7.58	*San Diego (AG)	W 67-60
J.17.59	*Los Angeles	W 86-79
F.27.59	*San Diego (AG)	L 73-84
J.22.60	*San Diego (AG)	L 88-104
F.26.60	*Los Angeles	L 71-98
J.27.61	*San Diego (AG)	W 74-73
F.24.61	*Los Angeles	L 50-63
J.26.62	*Los Angeles	W 81-77
F.23.62	*San Diego (PG)	W 85-65
J.5.63	*Los Angeles	W 82-81
F.9.63	*San Diego (PG)	ot-W 86-83
J.24.64	*San Diego (PG)	L 84-91

F.21.64	*Los Angeles	L	82-89
J.30.65	*Los Angeles	L	80-95
F.27.65	*San Diego (PG)	W	88-72
J.28.66	*San Diego (PG)	L	78-80
F.25.66	*Los Angeles	L	75-86
J.28.67	*Los Angeles	W	95-72
F.25.67	*San Diego (PG)	W	89-69
J.26.68	*San Diego (PG)	W	73-72
F.24.68	*Los Angeles	W	85-79
D.7.68	Los Angeles	W	101-89
J.16.70	*Los Angeles	W	90-69
F.20.70	*San Diego (PG)	L	92-97
J.16.71	*San Diego (PG)	L	87-97
J.28.67	*Los Angeles	L	70-77
J.15.72	*San Diego (SA)	W	90-85
M.3.72	*Los Angeles	L	85-92
J.31.73	*San Diego (SA)	W	78-77
F.24.73	*Los Angeles	W	88-87
J.17.74	*San Diego (PG)	L	72-75
F.15.74	*Los Angeles	L	52-77
D.8.81	San Diego (PG)	W	99-60
D.13.86	San Diego (SA)	W	64-60

Cal State Northridge (formerly San Fernando Valley State)

Series: San Diego State leads, 17-6

Home: 10-3, Away: 7-3, Neutral: 0-0

Date	Location	Score
F.11.61	San Diego (AG)	W 63-52
J.6.62	*Northridge	W 74-66
F.10.62	*San Diego (PG)	W 88-80
J.25.63	*Northridge	W 65-59
F.22.63	*San Diego (PG)	W 86-77
J.25.64	*San Diego (PG)	W 94-74
F.22.64	*Northridge	W 82-72
J.29.65	*Northridge	L 59-68
F.26.65	*San Diego (PG)	L 63-69
J.29.66	*San Diego (PG)	W 91-79
F.26.66	*Northridge	W 94-78
J.27.67	*Northridge	W 76-68
F.24.67	*San Diego (PG)	W 102-58
J.27.68	*San Diego (PG)	W 97-70
F.23.68	*Northridge	W 94-69
D.12.69	San Diego (PG)	L 74-84
F.6.70	Northridge	L 71-77
J.16.79	San Diego (SA)	W 82-73
D.21.93	Northridge	ot-W 90-85
M.3.94	San Diego (PG)	L 87-95
D.9.94	Northridge	L 68-73
J.30.94	San Diego (SA)	W 80-47
D.1.01	San Diego (CA)	W 80-70

California

Series: California leads, 3-2

Home: 1-2, Away: 1-1, Neutral: 0-0

Date	Location	Score
J.15.40	San Diego (AG)	L 34-36
J.4.41	Berkeley	W 29-28
J.12.42	San Diego (AG)	W 27-26
D.11.04	San Diego (SL) (CA)	L 57-60
D.6.05	Berkeley	L 64-82

Central Connecticut State (formerly Central Connecticut)

Series: San Diego State leads, 1-0

Home: 1-0, Away: 0-0, Neutral: 0-0

Date	Location	Score
D.30.89	San Diego (SA)	W 70-60

Central Michigan

Series: San Diego State leads, 1-0

Home: 1-0, Away: 0-0, Neutral: 0-0

Date	Location	Score
D.17.75	San Diego (PG)	W 73-59

Chaminade

Series: San Diego State leads, 2-0

Home: 0-0, Away: 2-0, Neutral: 0-0

Date	Location	Score
N.26.89	Lahaina, Hawaii (MI) (7P) (d)	W 63-49
N.26.03	Lahaina, Hawaii (MI) (3P) (d)	W 75-67

Chapman (formerly Chapman College)

Series: San Diego State leads, 19-5

Home: 15-4, Away: 3-1, Neutral: 1-0

Date	Location	Score
J.16.26	Los Angeles	W 44-5
J.5.29	San Diego (YM)	L 25-37

F.8.30	San Diego (HS)	W	24-17
L.16.32	San Diego (HS)	W	41-36
D.14.36	Los Angeles (so)	W	46-44
J.30.37	San Diego (AG)	W	47-32
D.10.37	San Diego (AG)	L	38-54
J.8.38	San Diego (AG)	L	36-43
D.16.38	Los Angeles	W	61-32
J.7.39	San Diego (AG)	W	46-27
F.25.47	San Diego (AG)	W	55-50
D.10.48	San Diego (AG)	W	47-16
D.10.49	San Diego (AG)	W	50-40
D.12.50	San Diego (AG)	W	51-46
J.27.53	San Diego (AG)	W	89-51
J.15.54	San Diego (AG)	W	140-37
M.2.57	**San Diego (AG) (1R)	W	75-56
D.20.58	San Diego (AG)	W	69-51
J.7.61	San Diego (AG)	L	47-70
D.27.63	San Diego (PG)	W	72-48
F.23.65	San Diego (PG)	W	69-63
F.8.69	San Diego (PG)	W	99-90
F.22.69	Orange	L	92-94
D.21.71	N - Irvine (UC) (SF)	W	99-79

Charlotte

Series: Charlotte leads, 2-0

Home: 0-1, Away: 0-0, Neutral: 0-1

Date	Location	Score
D.27.85	San Diego (SA) (HB)	L 76-77
D.19.86	N-Knoxville (VC)	L 66-81

Colorado

Series: tied, 3-3

Home: 2-1, Away: 1-2, Neutral: 0-0

Date	Location	Score
J.4.71	San Diego (PG)	L 77-85
D.1.71	Boulder (so)	W 79-68
J.2.73	San Diego (SA)	W 65-60
D.15.73	Boulder	L 69-82
D.19.74	Boulder	L 84-85
J.5.76	San Diego (SA)	W 78-72

Colorado State

Series: Colorado State leads, 34-22

Home: 17-12, Away: 4-22, Neutral: 1-0

Date	Location	Score
D.22.60	San Diego (AG)	W 72-66
D.23.60	San Diego (AG)	W 68-67
D.30.61	San Diego (PG) (KI)	L 57-72
J.13.79	*Fort Collins	L 76-82
F.9.79	*San Diego (SA)	W 90-83
J.3.80	*San Diego (SA)	W 86-71
F.2.80	*Fort Collins	L 66-68
J.5.81	*San Diego (SA)	W 78-66
F.5.81	*Fort Collins	W 53-51
J.23.82	*Fort Collins	W 57-50
M.4.82	*San Diego (SA)	W 68-62
J.27.83	*San Diego (PG)	W 59-45
F.28.83	*Fort Collins	L 55-70
F.4.84	*Fort Collins	L 63-68
F.29.84	*San Diego (PG)	L 59-61
F.7.85	*San Diego (SA)	W 75-72
F.23.85	*Fort Collins	L 72-78
J.4.86	*San Diego (SA)	W 72-56
J.30.86	*Fort Collins	L 72-75
J.10.87	*Fort Collins	L 79-84
F.5.87	*San Diego (SA)	L 62-64
J.22.88	*Fort Collins	L 54-78
M.3.88	*San Diego (SA)	L 59-76
J.5.89	*San Diego (SA)	W 62-57
F.2.89	*Fort Collins	L 47-67
F.18.90	*San Diego (SA)	L 57-64
M.3.90	*Fort Collins	L 45-62
J.12.91	*Fort Collins	L 51-61
F.14.91	*San Diego (SA)	L 50-67
J.30.92	*Fort Collins	L 63-76
F.22.92	*San Diego (SA) (d)	L 66-74
J.9.93	*Fort Collins (d)	L 67-82
F.27.93	*San Diego (PG) (d)	L 78-79
J.8.94	*San Diego (PG)	L 60-74
F.24.94	*Fort Collins	L 83-98
J.4.95	*Fort Collins	L 64-80
M.4.95	*San Diego (PG)	W 75-58
J.2.96	*San Diego (SA)	W 87-67
F.29.96	*Fort Collins	L 74-87
J.18.97	*San Diego (PG)	ot-L 90-93
F.13.97	*Fort Collins	L 74-87
J.27.00	*Fort Collins	L 67-75
F.12.00	*San Diego (CA)	L 46-74

F.5.01	*Fort Collins	L	56-77
M.3.01	*San Diego (CA)	W	78-73
J.19.02	*San Diego (CA)	W	81-69
F.16.02	*Fort Collins	W	75-63
F.1.03	*San Diego (CA)	L	69-72
M.3.03	*Fort Collins	L	89-102
J.24.04	*Fort Collins	2ot-L	82-92
F.23.04	*San Diego (CA)	W	72-64
J.24.05	*San Diego (CA)	W	84-77
F.19.05	*Fort Collins	ot-L	88-93
J.4.06	*San Diego (CA)	W	83-75
F.4.06	*Fort Collins	W	85-81
M.9.06	*N-Denver (PC) (QF)	W	64-52

Columbia

Series: San Diego State leads, 1-0

Home: 1-0, Away: 0-0, Neutral: 0-0

Date	Location	Score
D.31.01	San Diego (CA) (d)	W 75-59

Creighton

Series: Creighton leads, 3-1

Home: 1-0, Away: 0-3, Neutral: 0-0

Date	Location	Score
D.16.48	Omaha	L 33-47
D.23.70	Omaha	L 68-73
J.18.73	San Diego (PG)	W 73-68
J.3.74	Omaha	L 61-79

Dartmouth

Series: San Diego State leads, 1-0

Home: 1-0, Away: 0-1, Neutral: 0-0

Date	Location	Score
D.21.87	San Diego (SA)	W 86-59

Dayton

Series: Dayton leads, 2-0

Home: 0-0, Away: 0-1, Neutral: 0-1

Date	Location	Score
D.16.77	Dayton (DI) (SF)	L 71-80
N.25.03	N-Lahaina, Hawaii (MI) (SF) (d)	L 71-76

Delaware

Series: San Diego State leads, 1-0

Home: 1-0, Away: 0-0, Neutral:

All-Time Series



2006 NCAA TOURNAMENT ► 2006 MOUNTAIN WEST CHAMPIONS

East Tennessee State

Series: San Diego State leads, 1-0
Home: 1-0, Away: 0-0, Neutral: 0-0

Date	Location	Score
D.29.83	San Diego (SA) (CC)	W 80-58

Eastern Washington

Series: tied, 3-3
Home: 3-1, Away: 0-1, Neutral: 0-1

Date	Location	Score
N.30.85	N-Fresno (SM)	ot-L 79-81
N.30.96	San Diego (SA)	W 80-55
N.22.97	Cheney	L 52-69
D.20.01	San Diego (CA)	W 86-58
N.23.02	San Diego (CA) (so)	L 70-75
D.20.03	San Diego (CA)	W 79-66

Evansville

Series: Evansville leads, 4-1
Home: 1-1, Away: 0-3, Neutral: 0-0

Date	Location	Score
D.8.61	San Diego	L 84-89
D.14.61	Evansville	L 61-83
D.22.65	Evansville	L 76-89
D.13.66	San Diego (PG)	W 105-83
D.21.68	Evansville	L 87-94

Florida

Series: San Diego State leads, 1-0
Home: 0-0, Away: 0-0, Neutral: 1-0

Date	Location	Score
D.21.85	N - Las Vegas (LV)	W 63-62

Florida A&M

Series: San Diego State leads, 1-0
Home: 1-0, Away: 0-0, Neutral: 0-0

Date	Location	Score
D.20.91	San Diego (SA) (TS)	W 94-90

Florida Atlantic

Series: San Diego State leads, 2-0
Home: 2-0, Away: 0-0, Neutral: 0-0

Date	Location	Score
N.30.00	San Diego (CA)	W 90-57
D.28.02	San Diego (CA)	W 91-75

Florida International

Series: San Diego State leads, 1-0
Home: 1-0, Away: 0-0, Neutral: 0-0

Date	Location	Score
F.22.89	San Diego (SA)	W 93-78

Florida State

Series: San Diego State leads, 1-0
Home: 1-0, Away: 0-0, Neutral: 0-0

Date	Location	Score
D.29.82	San Diego (SA) (CC)	W 89-85

Fordham

Series: San Diego State leads, 1-0
Home: 1-0, Away: 0-0, Neutral: 0-0

Date	Location	Score
D.29.77	San Diego (SA) (CC)	W 104-74

Fort Hays State

Series: tied, 1-1
Home: 1-0, Away: 0-1, Neutral: 0-0

Date	Location	Score
D.20.52	Hays	L 59-74
D.1.79	San Diego (PG) (so)	W 101-77

Fresno State

Series: San Diego State leads, 51-48
Home: 34-17, Away: 16-29, Neutral: 1-2

Date	Location	Score
J.5.40	*San Diego (AG)	W 42-29
J.6.40	*San Diego (AG)	W 62-24
J.10.41	*San Diego (AG)	W 45-31
J.11.41	*San Diego (AG)	W 45-31
J.24.41	*Fresno	W 46-39
J.25.41	*Fresno	W 52-38
F.6.42	*San Diego (AG)	W 36-35
F.7.42	*San Diego (AG)	W 37-26
F.20.42	*Fresno	L 30-59
F.21.42	*Fresno	W 48-46
J.18.46	San Diego (AG)	W 48-29
J.19.46	San Diego (AG)	W 57-33

F.8.46	Fresno	W	38-33
F.9.46	Fresno	W	52-40
J.10.47	*Fresno	W	51-29
F.14.47	*San Diego (AG)	W	45-31
F.15.47	*San Diego (AG)	L	35-37
F.6.48	*San Diego (AG)	W	43-38
F.7.48	*San Diego (AG)	W	57-47
F.27.48	*Fresno	L	64-70
J.14.49	*Fresno	W	63-54
F.25.49	*San Diego (AG)	W	71-51
F.18.50	*Fresno	L	55-61
F.25.50	*San Diego (AG)	W	84-65
J.13.51	*San Diego (AG)	W	69-52
J.27.51	*Fresno	W	54-49
J.12.53	*San Diego (AG)	W	71-56
M.2.53	*Fresno	W	82-79
J.9.54	*San Diego (AG)	W	66-51
J.30.54	*Fresno	W	78-67
J.29.55	*Fresno	W	73-56
F.11.55	*San Diego (AG)	W	82-64
J.27.56	Fresno	W	96-88
J.28.56	Fresno	L	86-88
F.8.57	*San Diego (AG)	L	78-83
F.9.57	*San Diego (AG)	L	55-71
J.10.58	*San Diego (AG)	ot-W	73-71
J.31.58	*Fresno	L	65-93
M.4.58	*N-Los Angeles	ot-L	73-76
J.30.59	*Fresno	L	59-73
F.20.59	*San Diego (AG)	W	74-69
J.23.60	*San Diego (AG)	L	57-61
J.29.60	*Fresno	L	62-80
J.14.61	*Fresno	L	53-54
F.18.61	*San Diego (AG)	L	60-64
J.13.62	*San Diego (PG)	L	65-77
F.17.62	*Fresno	L	69-73
J.11.63	*San Diego (PG)	ot-W	65-60
F.15.63	*Fresno	L	56-64
J.11.64	*Fresno	L	63-74
F.15.64	*San Diego (PG)	L	61-68
J.16.65	*San Diego (PG)	W	69-67
F.20.65	*Fresno	L	72-90
J.14.66	*Fresno	L	49-86
F.18.66	*San Diego (PG)	W	69-66
J.14.67	*San Diego (PG)	W	84-63
F.18.67	*Fresno	L	62-76
J.12.68	*Fresno	W	71-60
F.16.68	*San Diego (PG)	W	86-70
J.11.69	San Diego (PG)	L	78-91
F.15.69	Fresno	L	69-87
J.30.70	*San Diego (PG)	L	86-88
F.13.70	*Fresno	L	91-100
J.30.71	*Fresno	L	96-97
F.13.71	*San Diego (PG)	W	106-95
F.4.72	*San Diego (SA)	W	73-72
M.4.72	*Fresno	W	90-80
J.13.73	*Fresno	W	79-71
M.3.73	*San Diego (SA)	W	76-75
J.19.74	*San Diego (PG)	W	57-56
F.16.74	*Fresno	W	80-78
J.30.75	*San Diego (PG)	W	73-60
M.2.75	*Fresno (d)	L	64-68
J.31.76	*San Diego (PG)	W	103-84
F.26.76	*Fresno	L	82-87
J.27.77	*Fresno	L	61-77
F.19.77	*San Diego (PG)	W	80-58
M.2.77	*San Diego (PG) (1R)	W	51-41
J.21.78	*Fresno	L	49-59
F.16.78	*San Diego (SA)	W	45-41
D.28.85	San Diego (SA) (HB)	L	49-61
J.30.93	*San Diego (PG) (d)	L	67-72
F.6.93	*Fresno	L	70-78
J.27.94	*Fresno	L	59-76
F.3.94	*San Diego (PG)	L	79-93
J.21.95	*San Diego (PG)	L	65-69
F.11.95	*Fresno	L	58-66
M.8.95	*N-Albuquerque (1R)	W	71-57
J.18.96	*Fresno	L	67-79
F.8.96	*San Diego (SA)	ot-L	89-99
J.30.97	*Fresno	L	71-87
M.1.97	*San Diego (SA) (d)	L	92-103
J.31.98	*San Diego (CA)	L	94-97
F.26.98	*Fresno	L	70-86
M.5.98	*N-Las Vegas (QF)	L	57-92
J.28.99	*Fresno	L	80-101
F.25.99	*San Diego (CA)	L	84-95
N.27.00	Fresno	L	62-70
D.8.01	San Diego (CA) (21/16)	W	93-78

Georgetown

Series: Georgetown leads, 1-0
Home: 0-0, Away: 0-1, Neutral: 0-0

Date	Location	Score
D.5.81	Washington D.C. (20) (d)	L 53-71

Gonzaga

Series: Gonzaga leads, 1-0
Home: 0-0, Away: 0-0, Neutral: 0-1

Date	Location	Score
D.19.59	N-Portland (TR)	L 69-72

Grand Canyon

Series: Grand Canyon leads, 1-0
Home: 0-1, Away: 0-0, Neutral: 0-0

Date	Location	Score
F.23.80	San Diego (SA)	L 68-86

Hardin-Simmons

Series: San Diego State leads, 2-0
Home: 2-0, Away: 0-0, Neutral: 0-0

Date	Location	Score
D.4.72	San Diego (SA)	W 70-67
D.20.88	San Diego (SA) (MD)	W 88-59

Harvard

Series: San Diego State leads, 1-0
Home: 0-0, Away: 0-0, Neutral: 1-0

Date	Location	Score
D.28.74	N-Tulsa (OR)	W 69-53

Hawai'i

Series: Hawai'i leads, 27-19
Home: 13-10, Away: 6-17, Neutral: 0-0

Date	Location	Score
F.4.71	San Diego (PG)	W 107-95
F.25.72	Honolulu (17)	L 75-94
F.26.72	Honolulu (17)	L 83-91
J.8.80	*San Diego (SA)	ot-L 76-78
F.9.80	*Honolulu	L 69-79
F.24.81	*San Diego (SA)	W 90-77
F.28.81	*Honolulu	W 80-65
J.9.82	*Honolulu	L 63-70
F.13.82	*San Diego (SA)	W 79-60
J.22.83	*Honolulu	L 75-98
F.19.83	*San Diego (SA)	W 74-71
J.28.84	*San Diego (SA) (d)	W 73-68
F.25.84	*Honolulu	L 55-57
J.24.85	*Honolulu	W 70-66
F.21.85	*San Diego (SA)	L 68-69
J.23.86	*Honolulu	L 80-83
F.15.86	*San Diego (SA) (d)	W 80-70
J.26.87	*Honolulu	L 67-76
F.21.87	*San Diego (SA)	W 92-89
M.3.87	*San Diego (SA) (1R)	W 93-90
F.1.88	*Honolulu	W 59-58
F.25.88	*San Diego (SA)	W 74-71
J.26.89	*Honolulu	L 62-65
F.16.89	*San Diego (SA)	L 60-73
J.25.90	*Honolulu	L 63-75
M.1.90	*San Diego (SA)	L 61-74
F.21.91	*San Diego (SA)	ot-L 79-84
M.2.91	*Honolulu	L 58-65
F.15.92	*San Diego (SA) (d)	L 58-66
M.6.92	*Honolulu	L 54-69
J.3.93	*Honolulu	L 67-81
M.6.93	*San Diego (PG) (d)	L 58-72
J.3.94	*San Diego (PG)	L 73-78
M.5.94	*Honolulu	W 84-74
J.28.95	*Honolulu	L 62-91
F.4.95	*San Diego (PG)	L 58-65
J.28.96	*Honolulu	L 79-88
F.3.96	*San Diego (SA)	W 103-94
J.25.97	*San Diego (SA)	L 63-85
F.19.97	*Honolulu	L 62-74
J.10.98	*San Diego (CA) (21) (d)	W 81-72
F.4.98	*Honolulu	W 76-67
J.23.99	*Honolulu	L 67-87
F.20.99	*San Diego (CA)	W 78-72
D.14.01	Honolulu	W 61-58
D.14.02	San Diego (CA)	W 60-49

High Point

Series: San Diego State leads, 1-0
Home: 1-0, Away: 0-0, Neutral: 0-0

Date	Location	Score
J.2.00	San Diego (CA) (d)	W 74-63

Houston

Series: San Diego State leads, 2-0
Home: 1-0, Away: 1-0, Neutral: 0-0

Date	Location	Score
J.29.02	San Diego (CA)	W 78-66
D.21.02	Houston (d)	W 71-61

Howard

Series: San Diego State leads, 1-0
Home: 1-0, Away: 0-0, Neutral: 0-0

Date	Location	Score
D.21.82	San Diego (PG)	W 89-61

IPFW

Series: San Diego State leads, 2-0
Home: 2-0, Away: 0-0, Neutral: 0-0

Date	Location	Score
J.2.02	San Diego (CA)	W 90-72
D.30.02	San Diego (CA)	W 74-58

Idaho State

Series: San Diego State leads, 3-2
Home: 3-0, Away: 0-2, Neutral: 0-0

Date	Location	Score
D.5.74	San Diego (PG)	W 76-67
D.1.75	Pocatello	L 65-73
N.28.78	San Diego (SA)	W 104-83
D.6.79	Pocatello	L 87-99

All-Time Series



2006 NCAA TOURNAMENT ► 2006 MOUNTAIN WEST CHAMPIONS

AZTEC BASKETBALL MEDIA GUIDE

Kansas State

Series: Kansas State leads, 2-1
Home: 1-0, Away: 0-1, Neutral: 0-1

Date	Location	Score
N.27.72	Manhattan (17) (so)	L 67-79
D.21.73	San Diego (SA) (13)	W 88-75
N.27.87	N-Fresno (SM-SF) (so)	L 68-79

La Salle

Series: tied, 1-1
Home: 1-1, Away: 0-0, Neutral: 0-0

Date	Location	Score
D.28.76	San Diego (SA) (CC)	L 84-88
D.29.80	San Diego (SA) (CC)	W 93-67

Lamar

Series: Lamar leads, 2-0
Home: 0-1, Away: 0-1, Neutral: 0-0

Date	Location	Score
D.22.90	San Diego (SA) (TS)	L 70-71
D.22.92	Beaumont	L 65-90

Long Beach State

Series: San Diego State leads, 34-22
Home: 18-10, Away: 16-12, Neutral: 0-0

Date	Location	Score
D.19.53	San Diego (AG)	W 95-59
F.3.56	Long Beach	W 74-38
F.25.56	San Diego (AG)	W 91-60
J.11.57	*San Diego (AG)	W 79-69
F.2.57	*Long Beach	W 71-64
J.18.58	*Long Beach	W 73-53
F.28.58	*San Diego (AG)	W 67-59
J.16.59	*Long Beach	W 71-63
F.21.59	*San Diego (AG)	W 84-64
J.9.60	*San Diego (AG)	W 67-61
F.12.60	*Long Beach	L 72-104
J.6.61	*San Diego (AG)	W 72-71
F.10.61	*Long Beach	L 73-79
J.5.62	*Long Beach	L 55-80
F.9.62	*San Diego (PG)	L 78-79
F.1.63	*San Diego (PG)	ot-W 85-80
M.1.63	*Long Beach	L 63-78
J.3.64	*San Diego (PG)	W 74-70
F.7.64	*Long Beach	W 80-69
J.8.65	*Long Beach	W 69-62
F.12.65	*San Diego (PG)	L 66-72
J.7.66	*San Diego (PG)	W 102-81
F.11.66	*Long Beach	W 84-65
J.6.67	*Long Beach	W 74-56
F.10.67	*San Diego (PG)	W 84-66
F.2.68	*San Diego (PG)	L 57-62
M.1.68	*Long Beach	W 84-72
J.9.70	*San Diego (PG)	L 56-60
F.27.70	*Long Beach	L 55-74
J.8.71	*San Diego (PG)	L 73-83
F.26.71	*Long Beach (20)	L 61-63
J.6.72	*San Diego (8) (SA)	L 75-89
F.12.72	*Long Beach (8)	L 68-85
F.7.73	*Long Beach State (3)	L 76-97
F.10.73	*San Diego (SA)	L 66-84
F.7.74	*Long Beach (9)	L 48-64
F.9.74	*San Diego (SA) (9)	L 72-98
F.1.75	*San Diego (PG)	W 84-77
F.27.75	*Long Beach	L 74-97
J.29.76	*San Diego (PG)	W 79-52
F.28.76	*Long Beach	ot-W 67-62
J.29.77	*Long Beach	L 83-85
F.17.77	*San Diego (PG)	L 73-75
F.2.78	*San Diego (SA)	W 88-82
F.4.78	*Long Beach	L 79-89
D.27.80	Long Beach	W 71-68
D.22.81	San Diego (SA)	W 92-84
D.1.82	Long Beach	W 93-80
F.22.83	San Diego (SA)	W 91-76
D.6.83	San Diego (SA)	W 91-76
D.15.84	Long Beach	W 62-60
F.12.85	San Diego (SA)	W 86-69
D.23.97	Long Beach	W 66-63
N.28.98	San Diego (d)	L 70-75
D.10.02	Long Beach	W 64-55
N.21.03	San Diego (CA) (so)	W 74-44

Louisiana Tech

Series: tied, 1-1
Home: 1-0, Away: 0-0, Neutral: 0-1

Date	Location	Score
J.22.71	San Diego (PG)	W 88-78
N.29.85	N-Fresno (SM-SF)	L 72-74

Louisiana-Lafayette

Series: San Diego State, 1-0
Home: 1-0, Away: 0-0, Neutral: 1-0

Date	Location	Score
D.21.84	N-Las Vegas (LV)	W 86-73

Loyola Marymount

Series: San Diego State leads, 31-26
Home: 24-9, Away: 7-17, Neutral: 0-0

Date	Location	Score
J.23.26	Los Angeles	L 14-20
F.6.26	San Diego (AN)	W 24-17
J.12.38	Los Angeles	W 34-31
J.28.38	San Diego (AG)	L 21-39
D.22.38	San Diego (AG)	W 47-39
D.23.38	San Diego (AG)	L 27-30
F.9.40	San Diego (AG)	W 29-28
F.10.40	San Diego (AG)	W 32-28
J.9.42	San Diego (AG)	W 36-29
J.10.42	San Diego (AG)	L 27-35
J.8.43	San Diego (HS)	W 36-34
J.9.43	San Diego (HS)	W 34-30
D.15.46	San Diego (AG)	W 47-25
F.1.47	Los Angeles	L 45-51
J.24.48	San Diego (AG)	L 27-28
J.30.48	Los Angeles	L 31-40
J.4.49	Los Angeles	L 50-59
F.19.49	San Diego (AG)	W 50-49
D.27.49	Los Angeles	L 49-52
J.7.50	San Diego (AG)	L 55-58
F.3.51	San Diego (AG)	L 50-52
M.3.51	Los Angeles	L 56-67
N.30.51	Los Angeles (so)	L 56-66
J.5.52	San Diego (AG)	W 65-60
D.5.52	Los Angeles	L 68-79
J.17.53	San Diego (AG)	W 60-59
D.5.53	Los Angeles	L 52-67
F.13.54	San Diego (AG)	W 59-58
D.14.54	Los Angeles	L 67-71
J.11.55	San Diego (AG)	L 52-69
D.6.55	Los Angeles	L 70-74
J.24.56	San Diego (AG)	W 90-81
D.1.56	Los Angeles	W 61-47
F.26.57	San Diego (AG)	W 76-64
D.18.57	San Diego (AG)	W 79-56
F.14.58	Los Angeles	W 76-58
D.9.58	Los Angeles	W 54-48
J.24.59	San Diego (AG)	W 59-49
D.4.59	Los Angeles	L 54-69
D.8.59	San Diego (AG)	ot-W 59-57
F.21.61	San Diego (AG)	L 47-73
D.5.61	Los Angeles	L 54-90
D.11.70	Los Angeles	L 85-91
J.23.71	San Diego (PG)	W 100-75
D.9.72	San Diego (SA)	W 88-67
J.22.73	Los Angeles	L 59-65
J.4.75	San Diego (PG)	W 57-55
D.23.93	Los Angeles	ot-W 88-84
D.7.94	San Diego (PG)	L 67-75
N.28.95	Los Angeles	W 62-61
D.14.96	San Diego (PG)	W 93-81
D.5.98	Los Angeles (d)	L 65-73
D.30.99	San Diego (CA)	W 70-63
J.6.01	Los Angeles	W 61-58
J.3.03	San Diego (CA)	W 79-69
D.18.04	Los Angeles	L 68-72
D.31.05	San Diego (CA) (d)	W 84-68

Manhattan

Series: San Diego State leads, 1-0
Home: 1-0, Away: 0-0, Neutral: 0-0

Date	Location	Score
D.27.86	San Diego (SA) (HB)	W 77-69

Marquette

Series: Marquette leads, 3-0
Home: 0-1, Away: 0-2, Neutral: 0-0

Date	Location	Score
D.20.48	Milwaukee	L 50-56
J.8.74	Milwaukee (7)	L 66-90

J.6.75	San Diego (SA) (13)	L 54-58
--------	---------------------	---------

UMBC (Maryland-Baltimore Co.)

Series: San Diego State leads, 1-0
Home: 1-0, Away: 0-0, Neutral: 0-0

Date	Location	Score
D.20.05	San Diego (CA)	W 58-45

Marshall

Series: San Diego State leads, 1-0
Home: 1-0, Away: 0-0, Neutral: 0-0

Date	Location	Score
J.2.48	San Diego	W 41-23

McNeese State

Series: San Diego State leads, 1-0
Home: 0-0, Away: 0-0, Neutral: 1-0

Date	Location	Score
D.20.84	N-Las Vegas (LV)	W 91-85

Memphis

Series: Memphis leads, 1-0
Home: 0-0, Away: 0-1, Neutral: 0-0

Date	Location	Score
D.22.86	Memphis	L 75-101

Miami (Fla.)

Series: tied, 1-1
Home: 0-1, Away: 1-0, Neutral: 0-0

Date	Location	Score
J.31.87	San Diego (SA)	ot-L 82-83
F.6.88	Miami	W 56-49

Michigan State

Series: Michigan State leads, 1-0
Home: 0-1, Away: 0-0, Neutral: 0-0

Date	Location	Score
D.29.84	San Diego (SA) (CC)	L 61-77

Midwestern State

Series: San Diego State leads, 1-0
Home: 1-0, Away: 0-0, Neutral: 0-0

Date	Location	Score
D.6.90	San Diego (PG)	W 95-58

Minnesota

Series: Minnesota leads, 2-0
Home: 0-1, Away: 0-1, Neutral: 0-0

Date	Location	Score
D.23.68	San Diego	L 60-73
D.23.69	Minneapolis	L 68-79

Mississippi

Series: Mississippi leads, 1-0
Home: 0-1, Away: 0-0, Neutral: 0-0

Date	Location	Score
D.28.86	San Diego (SA) (HB)	L 77-88

Missouri

Series: tied, 1-1
Home: 1-0, Away: 0-1, Neutral: 0-0

Date	Location	Score
J.10.77	Columbia	L 69-84
D.21.78	San Diego (SA)	W 83-77

Monmouth

Series: San Diego State leads, 1-0
Home: 1-0, Away: 0-0, Neutral: 0-0

Date	Location	Score
N.22.04	San Diego (CA)	W 69-65

Montana

Series: San Diego State leads, 1-0
Home: 0-0, Away: 0-0, Neutral: 1-0

Date	Location	Score
D.28.68	N-Las Vegas (NV)	W 71-61

Montana State

Series: San Diego State leads, 1-0
Home: 0-0, Away: 0-0, Neutral: 1-0

Date	Location	Score
M.11.41	"N-Kansas City	W 46-29

Morgan State

Series: San Diego leads, 2-0
Home: 2-0, Away: 0-0, Neutral: 0-0

Date	Location	Score
D.1.84	San Diego (SA)	W 128-68

D.18.00	San Diego (CA)	W 78-64
---------	----------------	---------

Murray State

Series: San Diego State leads, 1-0
Home: 0-0, Away: 0-0, Neutral: 1-0

Date	Location	Score
M.15.41	"N-Kansas City	W 36-34

Navy

Series: San Diego State leads, 2-0
Home: 2-0, Away: 0-0, Neutral: 0-0

Date	Location	Score
J.7.81	San Diego (SA)	W 90-77
J.3.84	San Diego (SA)	W 88-81

Nebraska

Series: San Diego State leads, 1-0
Home: 0-0, Away: 1-0, Neutral: 0-0

Date	Location	Score
D.3.71	Lincoln	W 63-61

UNLV (formerly Nevada Southern)

Series: UNLV leads, 28-11
Home: 6-10, Away: 4-16, Neutral: 1-2

Date	Location	Score
J.8.66	San Diego (PG)	W 91-62
F.4.67	Las Vegas	L 64-68
M.11.67	"San Diego (PG) (RC)	W 88-71
D.27.68	Las Vegas (NV)	L 74-101
M.15.75	+N-Tempe, Ariz. (17)	L 80-90
D.11.76	San Diego (SA) (5)	L 113-118
D.10.77	Las Vegas (10)	L 95-101
J.4.79	San Diego (SA)	L 80-85
F.17.79	Las Vegas	W 94-91
J.11.80	Las Vegas	L 86-88
F.5.80	San Diego (SA)	L 86-98
J.17.81	San Diego (SA)	L 77-78
F.20.81	Las Vegas	L 67-68
J.2.82	Las Vegas	L 71-77
F.6.82	San Diego (SA)	W 81-68
M.14.85	+N-Salt Lake City (9)	L 80-85
D.20.85	Las Vegas (LV) (12)	L 85-105
D.30.91	Las Vegas	L 72-88
D.12.92	San Diego (PG) (22)	L 77-89
J.9.97	*Las Vegas	L 59-79
F.8.97	*San Diego (SA)	L 71-78
J.22.00	*Las Vegas	L 55-83
M.2.00	*San Diego (CA)	L 64-85
M.9.00	*Las Vegas (QF)	L 72-77
J.27.01	*Las Vegas	ot-L 72-82
F.24.01	*San Diego (CA)	W 83-66
J.26.02	*San Diego (CA) (:02.4)	ot-L 79-80
F.23.02	*Las Vegas	ot-L 76-83
M.09.02	*Las Vegas (CH)	W 78-75
F.11.03	*San Diego (CA)	L 64-79
M.8.03	*Las Vegas (d)	L 67-83
M.13.03	*Las Vegas (QF)	L 67-83
J.17.04	*San Diego (CA) (d)	W 83-78
F.17.04	*Las Vegas	L 65-68
J.15.05	*Las Vegas	W 81-73
F.12.05	*San Diego (CA) (d)	ot-L 91-93
J.14.06	*San Diego (CA)	W 83-67
F.16.06	*Las Vegas	W 81-70
M.10.06	*N-Denver (PC) (SF)	W 63-60

Nevada

Series: San Diego State leads, 5-3
Home: 2-1, Away: 2-2, Neutral: 1-0

Date	Location	Score
D.14.56	Reno	W 80-72
D.15.56	Reno	W 74-64
D.29.61	N-Salt Lake City (KI)	W 83-65
D.12.75	San Diego (UT)	W 83-65
D.27.75	Reno	L 89-90
D.3.77	San Diego (SA)	W 113-88
N.14.98	San Diego (CA) (so)	ot-L 71-76
D.9.98	Reno	L 75-94

New Mexico

Series: New Mexico leads, 35-2

All-Time Series



2006 NCAA TOURNAMENT ► 2006 MOUNTAIN WEST CHAMPIONS

Albuquerque
Series: San Diego State leads, 3-0
Home: 2-0, **Away:** 1-0, **Neutral:** 0-0

Date	Location	Score
J.30.81	*Albuquerque	L 98-100
M.7.81	*San Diego (SA)	W 92-84
J.14.82	*San Diego (SA)	W 78-62
F.20.82	*Albuquerque	W 86-79
F.3.83	*Albuquerque	W 61-37
M.5.83	*San Diego (SA) (d)	W 77-73
J.14.84	*Albuquerque	W 74-68
F.11.84	*San Diego (SA) (d)	W 61-60
J.18.85	*Albuquerque	L 85-94
F.16.85	*San Diego (SA)	W 99-80
M.8.85	*N-El Paso, Texas (SF)	W 98-84
J.16.86	*San Diego (SA)	W 71-68
M.1.86	*Albuquerque	ot-L 92-95
J.3.87	*San Diego (SA)	L 84-88
F.14.87	*Albuquerque	L 66-76
J.14.88	*San Diego (SA) (18)	W 64-59
F.12.88	*Albuquerque	L 85-93
J.21.89	*San Diego (SA) (d)	L 76-83
M.2.89	*Albuquerque	L 72-102
J.18.90	*San Diego (SA)	W 78-62
F.24.90	*Albuquerque	L 69-91
J.17.91	*San Diego (SA)	W 52-51
J.24.91	*Albuquerque	L 68-79
J.16.92	*Albuquerque	L 68-90
J.25.92	*San Diego (SA) (d)	L 61-71
J.17.93	*San Diego (PG) (d)	L 52-77
F.20.93	*Albuquerque	L 55-71
J.13.94	*Albuquerque	L 59-72
F.17.94	*San Diego (PG)	L 61-65
M.10.94	*N-Salt Lake City (QF)	L 46-61
J.9.95	*San Diego (PG)	ot-W 72-69
F.25.95	*Albuquerque	L 42-67
J.8.96	*Albuquerque (25)	L 74-77
F.22.96	*San Diego (SA)	L 78-83
M.7.96	*Albuquerque (QF)	L 75-94
J.7.99	*Albuquerque (15)	L 60-90
F.8.99	*San Diego (CA) (17)	L 60-85
F.5.00	*San Diego (CA) (d)	L 57-78
F.26.00	*Albuquerque	L 49-78
J.8.01	*San Diego (CA)	L 67-75
F.17.01	*Albuquerque (d)	L 54-72
F.2.02	*Albuquerque	W 78-65
F.28.02	*San Diego (CA)	W 84-71
J.25.03	*Albuquerque	L 62-66
F.24.03	*San Diego (CA)	W 89-73
F.2.04	*San Diego (CA)	W 72-68
F.28.04	*Albuquerque	L 60-72
J.31.05	*Albuquerque	L 71-88
F.26.05	*San Diego (CA)	L 61-78
M.11.05	*N-Denver (PC) (SF)	L 67-77
J.25.06	*San Diego (CA)	W 75-69
F.25.06	*Albuquerque (d)	W 73-66

New Mexico State
Series: San Diego State leads, 4-3
Home: 4-1, **Away:** 0-2, **Neutral:** 0-0

Date	Location	Score
D.13.40	San Diego (AG)	W 42-29
D.14.40	San Diego (AG)	W 39-28
D.29.47	San Diego (AG)	W 71-30
D.22.98	San Diego (CA)	L 55-66
N.30.99	Las Cruces	L 49-66
N.21.00	San Diego (CA)	W 77-62
N.24.01	Las Cruces	L 79-94

Niagara
Series: San Diego State leads, 1-0
Home: 1-0, **Away:** 0-0, **Neutral:** 0-0

Date	Location	Score
D.27.89	San Diego (SA) (TS)	W 78-67

Norfolk State
Series: San Diego State leads, 2-0
Home: 2-0, **Away:** 0-0, **Neutral:** 0-0

Date	Location	Score
D.21.00	San Diego (CA)	W 79-69
N.21.01	San Diego (CA)	W 78-71

North Carolina
Series: North Carolina leads, 2-0
Home: 0-1, **Away:** 0-1, **Neutral:** 0-0

Date	Location	Score
D.29.88	San Diego (SA) (7)	L 92-103
N.24.90	Chapel Hill (5) (so)	L 63-99

North Dakota State
Series: San Diego State leads, 3-0
Home: 2-0, **Away:** 1-0, **Neutral:** 0-0

Date	Location	Score
D.18.70	San Diego (PG)	W 92-86
D.4.71	Fargo	W 83-71
D.15.71	San Diego (SA)	W 86-69

North Florida
Series: San Diego State leads, 1-0
Home: 1-0, **Away:** 0-0, **Neutral:** 0-0

Date	Location	Score
D.18.92	San Diego (PG) (TS) (d)	W 90-79

North Texas
Series: North Texas leads, 1-0
Home: 0-1, **Away:** 0-0, **Neutral:** 0-0

Date	Location	Score
J.3.77	San Diego (PG)	L 100-108

Northern Arizona
Series: San Diego State leads, 4-3
Home: 2-2, **Away:** 1-1, **Neutral:** 1-0

Date	Location	Score
D.30.46	San Diego (AG)	L 32-36
D.12.52	San Diego (AG)	W 65-54
N.29.76	San Diego (PG)	W 89-65
J.9.78	Flagstaff	W 76-69
D.11.79	San Diego (SA)	L 90-94
D.11.80	Flagstaff	L 68-76
N.28.87	N-Fresno (SM)	W 78-73

Northern Colorado
Series: San Diego State leads, 2-0
Home: 1-0, **Away:** 1-0, **Neutral:** 0-0

Date	Location	Score
D.15.62	Greeley	ot-W 74-73
D.11.71	San Diego (SA)	W 104-75

Northern Illinois
Series: Northern Illinois leads, 3-2
Home: 0-2, **Away:** 2-1, **Neutral:** 0-0

Date	Location	Score
D.21.67	DeKalb	ot-W 72-69
J.24.69	San Diego (PG)	L 73-81
D.22.69	DeKalb	L 65-85
D.21.72	DeKalb	W 85-74
J.24.74	San Diego (SA)	ot-L 80-89

Northern Iowa
Series: tied, 1-1
Home: 0-1, **Away:** 0-0, **Neutral:** 1-0

Date	Location	Score
D.29.86	San Diego (SA)	L 66-68
N.16.01	N-Lubbock (RR) (SF) (so)	W 71-57

Northwestern
Series: San Diego State leads, 2-0
Home: 1-0, **Away:** 1-0, **Neutral:** 0-0

Date	Location	Score
N.24.95	San Diego (SA) (d) (so)	W 83-63
D.3.96	Evanston	ot-W 82-70

Ohio State
Series: San Diego State, 2-1
Home: 1-0, **Away:** 1-0, **Neutral:** 1-0

Date	Location	Score
D.22.95	Columbus	L 56-72
D.23.96	San Diego (SA)	W 81-75
N.24.03	N-Lahaina (MI-QF) (d)	W 83-61

Oklahoma
Series: Oklahoma leads, 3-0
Home: 0-1, **Away:** 0-1, **Neutral:** 0-1

Date	Location	Score
D.7.73	N-Omaha (CI) (so)	L 57-92
J.5.74	Norman	L 66-91
J.2.75	San Diego (SA)	ot-L 74-79

Oklahoma City
Series: San Diego State leads, 1-0
Home: 0-0, **Away:** 0-0, **Neutral:** 1-0

Date	Location	Score
D.9.83	N-Tulsa (FT)	W 68-58

Oklahoma State
Series: San Diego State leads, 2-1
Home: 2-0, **Away:** 0-1, **Neutral:** 0-0

Date	Location	Score
D.13.79	San Diego (SA)	W 104-100
D.12.99	A-Oklahoma City (17/17) (d)	L 63-97
D.30.00	San Diego (CA)	W 87-66

Oral Roberts
Series: Oral Roberts leads, 3-1
Home: 1-1, **Away:** 0-2, **Neutral:** 0-0

Date	Location	Score
D.16.72	San Diego (SA)	L 75-87
D.13.73	Tulsa	L 78-95
D.27.83	San Diego (SA)	ot-W 85-75
D.4.85	Tulsa	L 77-89

Oregon
Series: tied, 3-3
Home: 2-0, **Away:** 1-2, **Neutral:** 0-1

Date	Location	Score
D.17.77	N-Dayton, Ohio (DI)	L 89-91
N.24.78	Eugene (so)	L 64-75
D.12.81	San Diego (SA)	W 87-74
D.11.82	Eugene	W 49-47
N.26.96	Eugene	L 66-91
D.2.97	San Diego (CA)	W 80-68

Oregon State
Series: Oregon State leads, 1-0
Home: 0-0, **Away:** 0-1, **Neutral:** 0-0

Date	Location	Score
D.17.71	Corvallis	L 90-96

Pacific
Series: San Diego State leads, 13-11
Home: 9-2, **Away:** 4-9, **Neutral:** 0-0

Date	Location	Score
J.11.47	*Stockton	L 34-37
J.20.47	*San Diego (AG)	L 52-65
J.12.48	*San Diego (AG)	W 60-43
F.28.48	*Stockton	L 45-53
J.15.49	*Stockton	W 50-43
J.21.49	*San Diego (AG)	W 47-43
F.8.71	Stockton	L 83-110
J.28.72	*Stockton	L 72-92
F.17.72	*San Diego (SA)	W 84-82
J.5.73	*Stockton	L 67-81
F.15.73	*San Diego (SA)	W 99-86
J.12.74	*Stockton	L 63-64
F.28.74	*San Diego (PG)	W 78-75
F.6.75	*Stockton	W 74-72
F.15.75	*San Diego (PG)	W 78-70
F.8.76	*Stockton (d)	L 64-70
F.12.76	*San Diego (PG)	L 62-68
M.7.76	*Stockton (CH)	W 76-64
J.20.77	*San Diego (PG)	ot-W 83-76
F.26.77	*Stockton	W 64-63
J.12.78	*Stockton	L 71-72
F.25.78	*San Diego (SA)	W 84-69
J.2.99	San Diego (CA)	W 68-63
J.8.00	Stockton	L 63-74

Point Loma Nazarene (formerly Pasadena Nazarene)
Series: San Diego State leads, 8-5
Home: 7-1, **Away:** 1-4, **Neutral:** 0-0

Date	Location	Score
M.1.54	*Pasadena	L 87-90
D.11.54	San Diego (AG)	W 84-59
D.9.55	Pasadena	W 74-56
M.3.56	*San Diego (AG)	W 78-62
J.25.57	San Diego (AG)	L 71-76
D.3.57	Pasadena	L 72-98
F.10.59	San Diego (AG)	W 81-79
J.5.60	Pasadena	L 67-76
D.31.60	San Diego (AG)	W 75-71
J.20.62	San Diego (PG)	W 88-71
F.28.64	Pasadena	L 86-88
J.2.65	San Diego (PG)	W 97-66
D.3.05	San Diego (CA)	W 88-77

Pennsylvania
Series: San Diego State leads, 1-0
Home: 1-0, **Away:** 0-0, **Neutral:** 0-0

Date	Location	Score
D.30.78	San Diego (SA) (CC)	W 110-86

Pepperdine
Series: Pepperdine leads, 35-17
Home: 9-13, **Away:** 8-22, **Neutral:** 0-0

Date	Location	Score
J.15.43	San Diego (AG)	W 40-35
J.16.43	San Diego (HS)	L 25-31
F.26.43	Malibu	L 38-40
F.27.43	Malibu	L 45-48
D.10.43	Malibu	L 36-47
D.11.43	Malibu	L 33-48
J.14.44	San Diego (AG)	L 29-56
J.15.44	San Diego (HS)	L 36-61
F.9.45	Malibu	L 37-49
F.10.45	Malibu	L 28-46
F.23.45	San Diego (AG)	L 43-62
F.24.45	San Diego (AG)	L 30-53
D.15.45	Malibu	L 40-47
J.25.46	San Diego (AG)	L 40-44
J.3.47	San Diego (AG)	W 39-38
F.11.47	Malibu	L 43-60
J.31.48	Malibu	L 52-65
F.24.48	San Diego (AG)	L 64-66
J.18.49	San Diego (AG)	W 55-46
F.18.49	Malibu	L 42-51
F.10.50	*San Diego (AG)	W 47-40
F.28.50	*Malibu	L 55-64
D.26.50	Malibu (PI)	L 38-67
J.20.51	*Malibu	L 53-66
F.9.51	*San Diego (AG)	L 60-63
F.2.52	*San Diego (AG)	L 69-81
F.15.52	*Malibu	L 58-76
F.6.53	*San Diego (AG)	L 72-74
F.14.53	*Malibu	L 59-62
J.16.54	*Malibu	L 79-91
F.26.54	*San Diego (AG)	W 95-76
F.5.55	San Diego (AG)	W 79-75
F.19.55	Malibu	W 69-65
D.16.55	Malibu	W 90-62
F.24.56	San Diego (AG)	W 74-42
J.19.57	San Diego (AG)	W 70-62
J.26.57	Malibu	L 77-92
J.4.58	San Diego (AG)	L 68-84
F.15.58	Malibu	W 70-59
D.5.58	Malibu	L 69-71
J.3.59	San Diego (AG)	W 67-54
F.8.60	Malibu	W 74-71
F.13.60	San Diego (AG)	L 58-63
D.3.60	Malibu	L 60-77
J.21.61	San Diego (AG)	L 48-50
D.2.61	Malibu	ot-W 80-78
F.2.62	San Diego (PG)	W 58-64
D.4.62	Malibu	L 66-74
F.6.63	San Diego (PG)	W 55-51
N.30.63	Malibu (so)	L 65-79
D.10.63	San Diego (PG)	W 77-75
D.4.93	Malibu (d)	L 61-89
D.22.94	San Diego (PG)	W 61-58

Portland
Series: Portland leads, 5-2
Home: 2-0, **Away:** 0-5, **Neutral:** 0-0

Date	Location	Score
D.16.54	Portland	L 85-94
J.6.55	San Diego (AG)	W 82-60
D.18.59	Portland (TR)	L 46-63
D.22.64	Portland	L 73-76
D.23.64	Portland	L 61-62
N.27.02	Portland	L 86-91
D.31.03	San Diego (CA) (d)	W 67-61

Portland State
Series: San Diego State leads, 4-0
Home: 4-0, **Away:** 0-0, **Neutral:** 0-0

Date	Location	Score
M.10.67	**San Diego (SF-R) (PG)	W 101-73
D.15.72	San Diego (SA)	W 86-53
J.10.76	San Diego (PG)	W 110-80
J.5.79	San Diego (SA)	W 88-54

Prairie View
Series: San Diego State leads, 1-0
Home: 1-0, **Away:** 0-0, **Neutral:** 0-0

Date	Location	Score
D.4.82	San Diego (SA)	W 105-83

HISTORY ► ALL-TIME SERIES AZTEC BASKETBALL MEDIA GUIDE

All-Time Series

2006 NCAA TOURNAMENT ► 2006 MOUNTAIN WEST CHAMPIONS



ALL-TIME SERIES < HISTORY

Providence

Series: Providence leads, 2-0
Home: 0-1, Away: 0-1, Neutral: 0-0

Date	Location	Score
D.31.04	San Diego (CA) (d)	L 67-76
D.27.05	Providence	L 65-80

Purdue

Series: San Diego State leads, 2-1
Home: 1-1, Away: 1-0, Neutral: 0-0

Date	Location	Score
D.9.74	San Diego (SA) (12)	L 87-91
D.10.75	West Lafayette	W 81-79
D.30.77	San Diego (SA) (CC)	W 91-84

Rhode Island

Series: Rhode Island leads, 1-0
Home: 1-1, Away: 1-0, Neutral: 0-0

Date	Location	Score
D.23.87	San Diego (SA)	ot-L 76-77

Rice

Series: San Diego State leads, 3-1
Home: 1-1, Away: 2-0, Neutral: 0-0

Date	Location	Score
D.28.73	San Diego (PG)	L 64-75
D.14.74	Houston	W 83-75
J.24.98	*Houston	W 62-59
F.21.98	*San Diego (CA)	W 75-66

Richmond

Series: Richmond leads, 1-0
Home: 0-1, Away: 0-0, Neutral: 0-0

Date	Location	Score
N.24.91	San Diego (SA)	L 68-78

St. Francis (NY)

Series: San Diego State leads, 1-0
Home: 1-0, Away: 0-0, Neutral: 0-0

Date	Location	Score
D.27.88	San Diego (SA)	W 91-72

Sacramento State

Series: San Diego State leads, 3-1
Home: 2-0, Away: 1-1, Neutral: 0-0

Date	Location	Score
D.13.56	Sacramento	L 56-60
D.3.94	Sacramento (d)	W 67-61
J.24.96	San Diego (SA)	W 85-55
D.2.00	San Diego (CA)	W 92-69

Saint Francis (PA)

Series: San Diego State leads, 1-0
Home: 1-0, Away: 0-0, Neutral: 0-0

Date	Location	Score
D.30.75	San Diego (PG)	W 95-87

Saint Mary's (CA)

Series: Saint Mary's leads, 3-2
Home: 1-2, Away: 1-1, Neutral: 0-0

Date	Location	Score
F.3.61	San Diego (AG)	L 58-81
J.6.83	San Diego (PG)	W 80-55
N.28.83	Moraga (so)	ot-W 72-67
J.6.04	Moraga	L 66-80
D.14.04	San Diego (CA)	L 64-73

San Diego (USD)

Series: San Diego State leads, 20-17
Home: 15-8, Away: 5-8, Neutral: 0-1

Date	Location	Score
D.8.62	H-Peterson Gym	W 68-49
D.6.63	A-USD Sports Center	W 70-69
J.22.65	H-Peterson Gym	2ot-L 85-89
D.16.65	A-USD Sports Center	L 47-54
D.15.66	H-Peterson Gym	ot-W 55-50
D.9.67	A-USD Sports Center	W 69-59
F.20.69	H-Peterson Gym	L 65-72
F.3.70	A-USD Sports Center	W 70-67
J.26.71	H-Peterson Gym	W 97-82
J.25.72	H-Sports Arena	W 87-69
F.27.73	A-USD Sports Center	L 67-78
F.25.75	A-USD Sports Center	W 84-61
D.19.75	H-Peterson Gym	W 78-62
D.8.76	A-USD Sports Center	L 63-67
D.4.79	H-Sports Arena	ot-W 67-58
D.2.80	H-Sports Arena	W 60-52

D.10.81	H-Sports Arena	W	41-36
D.9.82	H-Sports Arena	W	47-45
J.5.84	H-Sports Arena	W	61-47
D.6.84	H-Sports Arena	W	57-53
D.14.85	H-Sports Arena	L	64-81
D.11.86	H-Sports Arena	L	67-83
D.19.87	H-Sports Arena	L	53-76
D.6.89	H-Sports Arena	W	85-75
N.27.90	H-Sports Arena	L	74-75
N.22.91	A-Sports Arena (so)	L	57-60
D.1.92	N-Sports Arena (so)	L	60-85
D.2.95	A-USD Sports Center (d)	L	65-69
D.8.96	H-Sports Arena	W	87-70
D.19.98	H-Cox Arena (:02)	L	51-52
D.4.99	A-USD Sports Center	L	45-73
D.9.00	H-Cox Arena	L	52-55
D.5.01	A-Jenny Craig Pavilion	L	67-72
J.8.03	H-Cox Arena	W	78-72
D.3.03	A-Jenny Craig Pavilion	W	66-63
D.1.04	H-Cox Arena	W	83-63
N.30.05	A-Jenny Craig Pavilion	L	80-90

San Francisco

Series: San Francisco leads, 2-1
Home: 1-0, Away: 0-2, Neutral: 0-0

Date	Location	Score
D.29.54	San Francisco	L 56-70
D.5.78	San Francisco (17)	W 77-75
D.22.79	San Diego (SA)	L 77-91

San Francisco State

Series: San Diego State leads, 4-2
Home: 4-0, Away: 0-2, Neutral: 0-0

Date	Location	Score
D.5.59	San Diego (AG)	W 63-56
D.21.59	San Francisco	L 59-66
D.28.62	San Diego (PG)	W 73-63
D.18.64	San Francisco	L 72-74
D.27.69	San Diego (PG)	W 73-59
N.26.82	San Diego (PG)(so)	W 75-58

San Jose State

Series: San Jose State leads, 34-30
Home: 22-9, Away: 7-24, Neutral: 1-1

Date	Location	Score
D.22.36	San Jose	L 32-34
D.23.36	San Jose	W 37-35
M.3.39	San Diego	W 38-33
M.4.39	San Diego	W 57-28
M.1.40	*San Jose	L 27-46
M.2.40	*San Jose	L 18-31
J.20.41	*San Diego	L 27-44
J.21.41	*San Diego	W 50-39
F.24.41	*San Jose	L 48-53
F.25.41	*San Jose	L 37-41
M.2.42	*San Diego	W 35-33
M.3.42	*San Diego	W 40-34
M.4.42	*San Diego	L 45-46
M.5.42	*San Diego	W 66-47
J.11.45	San Jose	W 40-32
J.12.45	San Jose	L 40-51
F.22.46	San Diego	W 54-42
F.23.46	San Diego	W 47-35
J.13.47	*San Jose	L 25-48
F.17.47	*San Diego	W 42-39
F.9.48	*San Diego	L 39-55
M.1.48	*San Jose	L 49-61
J.7.49	*San Diego	2 ot-L 52-55
F.5.49	*San Jose	L 55-65
J.13.50	*San Diego	L 52-60
F.17.50	*San Jose	L 48-59
F.23.51	San Jose	L 37-68
F.24.51	San Jose	L 46-50
F.29.52	San Diego	L 53-64
M.1.52	San Diego	W 61-60
F.27.53	San Jose	L 54-66
F.28.53	San Jose	L 61-77
J.28.55	*San Jose	L 46-59
D.19.55	San Diego	W 57-50
F.1.58	San Jose	L 60-63
D.12.58	San Diego (PO)	W 63-50
J.31.58	San Jose	L 39-48
J.30.60	San Jose	L 52-57
J.31.70	*San Diego (PG)	W 85-74
F.14.70	*San Jose	W 85-74
J.29.71	*San Jose	W 102-83
F.12.71	*San Diego (PG)	W 115-102
J.29.72	*San Jose	ot-L 63-65

F.19.72	*San Diego (PG)	W	80-73
J.6.73	*San Jose	L	50-52
F.17.73	*San Diego (PG)	W	76-73
J.10.74	*San Jose	L	69-81
M.2.74	*San Diego (PG)	W	73-71
F.8.75	*San Jose	L	73-77
F.13.75	*San Diego (PG)	W	95-77
F.5.76	*San Jose	W	73-71
F.14.76	*San Diego (PG)	L	74-82
M.6.76	N-Stockton (SF) (PC)	W	67-64
J.22.77	*San Diego (PG)	W	88-80
F.24.77	*San Jose	W	73-64
M.5.77	N-Anaheim (SF) (PC)	L	74-75
J.14.78	*San Jose	W	68-66
F.23.78	*San Diego (SA)	W	81-77
F.1.97	*San Jose	L	72-76
F.27.97	*San Diego (SA)	L	63-65
J.29.98	*San Diego (CA)	W	88-75
F.28.98	*San Jose	L	66-74
J.30.99	*San Jose (d)	L	57-82
F.27.99	*San Diego (CA)	W	75-72

Seattle

Series: San Diego State leads, 3-0
Home: 2-0, Away: 1-0, Neutral: 0-0

Date	Location	Score
D.29.51	San Diego	W 54-49
D.17.54	Seattle	W 91-72
J.9.71	San Diego (PG)	W 100-85

South Carolina

Series: South Carolina leads, 1-0
Home: 0-1, Away: 0-0, Neutral: 0-0

Date	Location	Score
D.21.91	San Diego (SA) (TS)	2 ot-L 69-71

South Carolina State

Series: San Diego State leads, 1-0
Home: 1-0, Away: 0-0, Neutral: 0-0

Date	Location	Score
D.16.99	San Diego (CA)	W 72-57

South Dakota State

Series: San Diego State leads, 2-0
Home: 2-0, Away: 0-0, Neutral: 0-0

Date	Location	Score
J.3.05	San Diego (CA)	W 64-49
M.3.06	San Diego (CA)	W 88-63

Southern California (USC)

Series: Southern California leads, 10-1
Home: 1-5, Away: 0-5, Neutral: 0-0

Date	Location	Score
D.5.38	San Diego	L 37-42
D.6.38	San Diego	L 34-44
D.15.50	Los Angeles	L 40-72
D.1.51	Los Angeles	L 44-72
D.1.53	Los Angeles (so)	L 66-83
D.9.89	San Diego (SA)	W 79-73
D.4.90	Los Angeles	L 66-77
D.7.93	Los Angeles	L 56-75
N.29.97	San Diego (CA)	L 72-76
N.17.98	Los Angeles	L 54-101
D.20.99	San Diego (CA)	L 54-87

Southern California College

Series: San Diego State leads, 4-0
Home: 4-0, Away: 0-0, Neutral: 0-0

Date	Location	Score
N.28.94	San Diego (PG) (so)	W 76-54
D.20.96	San Diego (SA)	W 98-81
D.19.97	San Diego (CA)	W 74-64
D.2.98	San Diego (CA)	W 103-49

Southern Illinois

Series: Southern Illinois leads, 2-0
Home: 0-0, Away: 0-2, Neutral: 0-0

Date	Location	Score
D.18.65	Carbondale	L 35-64
D.20.69	Carbondale	L 53-67

Southern Methodist

Series: Southern Methodist leads, 2-0
Home: 0-1, Away: 0-1, Neutral: 0-0

Date	Location	Score
J.15.98	*San Diego (CA)	L 78-80
F.12.98	*Dallas	ot-L 81-88

Southern Mississippi

Series: San Diego State leads, 1-0
Home: 0-0, Away: 0-0, Neutral: 1-0

Date	Location	Score
N.20.05	N-Fairbanks (TW) (3P)	W 79-51

Southern Utah

Series: Southern Utah leads, 2-1
Home: 1-1, Away: 0-1, Neutral: 0-0

Date	Location	Score
D.28.91	Cedar City	L 82-104
J.11.92	San Diego (SA)	L 78-87
D.11.93	San Diego (PG) (d)	W 70-69

Southwest Missouri State

Series: Southwest Missouri State leads, 2-1
Home: 1-1, Away: 0-1, Neutral: 0-0

Date	Location	Score
D.4.51	San Diego	L 61-76
D.17.66	Springfield	L 63-73
D.2.67	San Diego	W 70-67

Stanford

Series: Stanford leads, 4-0
Home: 0-2, Away: 0-2, Neutral: 0-0

Date	Location	Score
J.6.41	Palo Alto	L 29-52
D.29.78	San Diego (SA) (CC)	L 84-85
F.24.97	Palo Alto (25)	L 50-97
D.16.97	San Diego (9) (CA)	L 42-63

TCU

Series: TCU leads, 3-2
Home: 1-2, Away: 1-1, Neutral: 0-0

Date	Location	Score
D.28.84	San Diego (SA) (CC)	L 70-72
J.17.98	*San Diego (CA) (d)	L 61-105
F.14.98	*Fort Worth (19)	L 69-91
J.18.06	*Fort Worth	W 76-57
F.18.06	*San Diego (CA)	W 83-71

Temple

Series: San Diego State leads, 1-0
Home: 1-0, Away: 0-0, Neutral: 0-0

Date	Location	Score
D.30.81	San Diego (SA) (CC)	W 75-64

Tennessee

Series: Tennessee leads, 2-0
Home: 0-2, Away: 0-0, Neutral: 0-0

Date	Location	Score
D.29.79	San Diego (SA) (CC)	L 77-96
D.21.88	San Diego (16) (SA) (MD)	L 75-77

Texas

Series: San Diego State leads, 2-1
Home: 1-0, Away: 1-1, Neutral: 0-0

Date	Location	Score
D.20.83	Austin	W 91-77
D.22.84	San Diego (SA)	W 71-65
D.7.91	Austin (LC)	L 58-85

Texas A&M-Corpus Christi

Series: San Diego State leads, 2-0
Home: 1-0, Away: 1-0, Neutral: 0-0

Date	Location	Score
J.4.01</		

All-Time Series



2006 NCAA TOURNAMENT ▶ 2006 MOUNTAIN WEST CHAMPIONS

J.19.85	*El Paso	L	81-87
F.14.85	*San Diego (SA)	W	76-63
M.9.85	^El Paso (CH)	W	87-81
J.18.86	*San Diego (17) (SA)	W	67-66
F.27.86	*El Paso	L	64-91
M.7.86	*N-Laramie (SF)	L	76-78
J.5.87	*San Diego (SA)	L	58-77
F.13.87	*El Paso	L	73-79
M.5.87	^N-Albuquerque (QF)	L	65-85
J.16.88	*San Diego (SA)	L	53-75
F.13.88	*El Paso	L	61-68
J.19.89	*San Diego (SA)	L	65-76
M.4.89	*El Paso	L	69-93
J.20.90	*San Diego (SA)	L	63-71
F.22.90	*El Paso	L	55-70
J.19.91	*San Diego (SA)	W	58-55
J.29.91	*El Paso	L	67-73
J.18.92	*El Paso (23)	L	58-72
J.23.92	*San Diego (SA) (19)	L	54-77
J.15.93	*San Diego (PG)	L	54-76
F.18.93	*El Paso	L	60-77
J.15.94	*El Paso	L	64-83
F.19.94	*San Diego (PG)	W	100-85
J.7.95	*San Diego (PG)	L	61-83
F.23.95	*El Paso	ot-L	71-73
J.10.96	*El Paso	ot-W	72-71
F.24.96	*San Diego (SA)	W	72-69
J.4.97	*San Diego (SA)	W	74-70
J.23.97	*El Paso	L	68-84
J.9.99	*El Paso	L	66-82
F.6.99	*San Diego (CA)	L	65-71

Texas Southern

Series: San Diego State leads, 1-0
 Home: 0-0, Away: 0-0, Neutral: 1-0

Date	Location	Score
D.6.91	N-Austin (TL)	W 79-64

Texas State (formerly Southwest Texas)

Series: San Diego State leads, 2-1
 Home: 1-0, Away: 0-1, Neutral: 1-0

Date	Location	Score
D.22.89	N-Birmingham, Ala. (AB)	W 67-53
D.10.96	San Marcos	ot-L 77-81
N.26.97	San Diego (CA)	W 79-57

Texas Tech

Series: Texas Tech leads, 6-2
 Home: 2-1, Away: 0-5, Neutral: 0-0

Date	Location	Score
D.1.70	Lubbock (so)	L 86-93
D.28.87	San Diego (SA) (HBC)	W 72-63
D.5.88	Lubbock	L 43-58
D.4.89	San Diego (SA)	W 51-50
N.17.01	Lubbock (RR) (CH)	L 71-81
J.6.03	San Diego (23/21) (CA)	L 63-75
M.21.03	-Lubbock (2R)	L 48-57
D.13.04	Lubbock (d)	L 68-78

Toledo

Series: Toledo leads, 2-1
 Home: 1-0, Away: 0-2, Neutral: 0-0

Date	Location	Score
D.18.61	Toledo	L 70-78
D.19.77	Toledo	L 66-75
D.9.78	San Diego (SA)	W 65-57

Troy State

Series: Troy State leads, 1-0
 Home: 0-1, Away: 0-0, Neutral: 0-0

Date	Location	Score
N.30.03	San Diego (CA)	L 84-93

Tulsa

Series: Tulsa leads, 6-1
 Home: 0-1, Away: 1-4, Neutral: 0-1

Date	Location	Score
D.18.52	Tulsa	L 40-57
D.19.66	Tulsa	W 59-57
D.21.70	Tulsa	L 87-113
D.10.83	Tulsa (FT)	L 80-91
D.5.87	N-Tempe (KK)	L 59-67
J.3.98	*Tulsa (d)	L 57-77
F.19.98	*San Diego (CA)	L 60-65

UC Davis

Series: San Diego State leads, 2-0
 Home: 2-0, Away: 0-0, Neutral: 0-0

Date	Location	Score
D.20.63	San Diego	W 76-47
M.8.68	San Diego	W 79-72

UC Irvine

Series: San Diego State leads, 10-7
 Home: 6-3, Away: 4-4, Neutral: 0-0

Date	Location	Score
M.8.68	San Diego (SR)	L 69-78
F.25.69	Irvine	L 56-89
D.13.69	San Diego (PG)	W 80-68
F.6.71	Irvine	W 71-67
D.22.71	Irvine (UC)	L 77-83
F.15.72	San Diego (SA)	W 109-95
J.19.78	*San Diego (SA)	W 90-65
F.18.78	*Irvine	W 48-42
M.12.82	-San Diego (SA)	L 69-70
D.3.83	San Diego (SA)	L 76-79
N.29.84	Irvine (so)	W 86-77
D.2.88	San Diego (SA)	W 102-88
D.16.89	Irvine	L 62-75
D.15.90	San Diego (PG)	W 87-73
N.30.91	Irvine	L 64-79
N.22.96	San Diego (SA) (so)	W 100-88
D.13.97	Irvine	W 69-66

UCLA

Series: UCLA leads, 16-5
 Home: 5-5, Away: 0-10, Neutral: 0-1

Date	Location	Score
J.6.22	Los Angeles	L 20-39
D.27.24	Los Angeles	L 33-53
D.19.25	*San Diego (so)	L 17-32
J.14.27	*Los Angeles	L 9-29
J.15.27	*Los Angeles	L 19-28
J.4.35	San Diego	ot-L 28-31
J.5.35	San Diego	L 25-34
D.9.38	San Diego	W 52-49
D.10.38	San Diego	W 56-43
D.1.39	San Diego (so)	W 46-24
D.2.39	San Diego	L 28-31
D.6.40	San Diego (so)	W 33-28
D.7.40	San Diego	W 34-31
D.9.49	Los Angeles	L 36-65
J.30.52	Los Angeles	L 48-77
D.15.75	Los Angeles (5)	L 86-101
M.13.76	+N-Eugene, Ore. (6) (1R)	L 64-74
N.26.76	Los Angeles (4) (so)	L 64-74
D.16.78	Los Angeles (5)	L 73-97
D.29.90	Los Angeles (10)	L 74-94
D.14.91	San Diego (3) (SA)	L 64-84

UC Riverside

Series: San Diego State leads, 5-0
 Home: 5-0, Away: 0-0, Neutral: 0-0

Date	Location	Score
M.3.67	San Diego	W 90-68
N.30.89	San Diego (SA)	W 67-61
D.28.92	San Diego (PG)	W 63-52
D.17.94	San Diego (PG)	W 65-62
N.24.99	San Diego (CA) (so)	W 73-57

UC Santa Barbara

Series: San Diego State leads, 7-0
 Home: 7-0, Away: 0-0, Neutral: 0-0

Date	Location	Score
D.5.69	H-Sports Arena (AI)	W 70-65
N.30.81	H-Peterson Gym	W 105-70
N.18.00	H-Cox Arena (so)	W 80-48
N.27.01	H-Cox Arena	W 98-53
D.2.02	H-Cox Arena	W 87-57
D.6.03	H-Cox Arena	W 76-51
N.27.04	H-Cox Arena	W 86-51

UC Santa Barbara

Series: San Diego State leads, 53-34
 Home: 31-14, Away: 21-20, Neutral: 1-0

Date	Location	Score
F.9.34	*San Diego	W 40-21
F.10.34	*San Diego	W 49-25
F.22.35	*Santa Barbara	W 37-23
F.23.35	*Santa Barbara	W 44-27
J.17.36	*San Diego	W 38-35
L.18.36	*San Diego	W 26-22

F.12.37	*San Diego	W	50-31
F.13.37	*San Diego	W	49-33
F.18.38	San Diego	W	41-30
F.19.38	San Diego	W	57-36
J.13.39	Santa Barbara	W	37-35
J.14.39	Santa Barbara	W	47-42
F.16.40	*San Diego	W	62-41
F.17.40	*San Diego	L	34-35
F.7.41	*San Diego	W	56-48
F.8.41	*San Diego	W	37-20
F.21.41	*Santa Barbara	W	60-40
F.22.41	*Santa Barbara	L	34-49
J.16.42	*Santa Barbara	W	39-29
J.17.42	*Santa Barbara	L	29-32
F.13.42	*San Diego	W	34-33
F.14.42	*San Diego	L	18-28
D.8.44	Santa Barbara	W	41-35
D.9.44	Santa Barbara	W	74-40
F.21.47	*San Diego	W	52-43
F.22.47	*San Diego	L	32-42
F.28.47	*Santa Barbara	L	28-59
F.13.48	*San Diego	W	51-37
F.20.48	*Santa Barbara	L	49-60
J.28.49	*San Diego	W	46-31
F.12.49	*Santa Barbara	L	55-63
F.3.50	*Santa Barbara	L	48-51
F.24.50	*San Diego	W	58-56
J.6.51	*Santa Barbara	L	40-42
M.2.51	*San Diego	L	45-55
F.19.52	*San Diego	W	71-58
F.22.52	*Santa Barbara	W	59-39
J.10.53	*Santa Barbara	W	54-42
F.20.53	*San Diego	W	55-49
F.19.54	*Santa Barbara	W	72-70
F.27.54	*San Diego	W	91-74
J.14.55	*San Diego	W	59-57
F.26.55	*Santa Barbara	L	64-89
J.4.57	*Santa Barbara	L	64-83
F.23.57	*San Diego	W	82-69
F.22.58	*Santa Barbara	W	83-58
M.1.58	*San Diego	W	50-42
J.9.59	*San Diego	W	66-41
F.13.59	*Santa Barbara	W	76-63
J.16.60	*Santa Barbara	L	63-69
F.20.60	*San Diego	L	52-66
J.28.61	*San Diego	L	62-65
F.25.61	*Santa Barbara	L	57-70
J.27.62	*Santa Barbara	L	55-59
F.24.62	*San Diego	L	75-77
J.26.63	*Santa Barbara	L	60-71
F.23.63	*San Diego	L	66-71
F.1.69	San Diego	L	80-93
J.17.70	*Santa Barbara	L	59-62
F.21.70	*San Diego (PG)	L	77-87
J.15.71	*San Diego (PG)	L	75-81
F.19.71	*Santa Barbara	L	86-96
J.13.72	*San Diego (SA)	W	73-64
J.21.72	*Santa Barbara	W	69-66
F.3.73	*San Diego (SA)	W	68-65
F.23.73	*Santa Barbara	L	65-87
F.2.74	*San Diego (PG)	L	73-76
F.21.74	*Santa Barbara	L	70-85
J.18.75	Santa Barbara	W	68-67
F.20.75	San Diego (PG)	W	77-76
J.15.76	Santa Barbara	L	78-83
F.19.76	San Diego (PG)	L	73-76
J.31.77	*San Diego (PG)	W	76-66
F.12.77	*Santa Barbara	W	87-76
J.28.78	*San Diego (SA)	W	80-56
F.9.78	*Santa Barbara	W	87-71
M.2.78	^N-Anaheim (1R)	W	96-70
N.29.80	Santa Barbara (so)	W	67-57
N.27.81	San Diego (PG) (so)	W	95-60
D.11.84	San Diego (SA)	W	84-69
D.1.86	Santa Barbara (so)	L	70-87
D.22.99	San Diego (CA)	W	60-57
D.6.00	Santa Barbara	3ot-L	77-80
M.19.03	-San Diego (CA) (1R)	ot-W	67-62
N.19.04	San Diego (CA) (so)	ot-L	72-80
D.4.04	Santa Barbara	W	73-55
D.17.05	San Diego (CA)	W	66-54

Utah

Series: Utah leads, 49-10
 Home: 7-19, Away: 2-26, Neutral: 1-4

Date	Location	Score
D.13.75	Salt Lake City (UT)	L 89-98
F.2.79	*Salt Lake City	L 74-76

M.3.79	*San Diego (SA)	L	87-100
J.26.80	*San Diego (SA) (d)	L	83-102
F.28.80	*Salt Lake City	L	91-112
J.10.81	*Salt Lake City (d) (18)	L	74-97
F.12.81	*San Diego (SA) (6)	L	53-62
J.30.82	*San Diego (SA)	W	75-62
F.25.82	*Salt Lake City	W	74-72
J.15.83	*Salt Lake City	L	57-64
F.9.83	*San Diego (SA)	W	63-61
J.19.84	*San Diego (SA)	L	68-74
F.18.84	*Salt Lake City	L	63-72
J.10.85	*San Diego (SA)	W	76-67
F.2.85	*Salt Lake City	L	65-67
J.10.86	*Salt Lake City	ot-L	89-93
F.8.86	*San Diego (SA)	L	58-59
M.6.86	^N-Laramie (QF)	W	73-71
J.17.87	*Salt Lake City (d)	L	65-93
F.28.87	*San Diego (SA)	W	75-62
J.7.88	*Salt Lake City	L	56-83
F.20.88	*San Diego (SA) (d)	L	48-50
J.14.89	*Salt Lake City	L	61-80
F.11.89	*San Diego (SA) (d)	L	77-80
M.9.89	*Salt Lake City (1R)	L	57-70
J.4.90	*San Diego (SA)	W	67-60
F.3.90	*Salt Lake City (d)	L	49-61
J.5.91	*San Diego (SA)	L	62-68
F.9.91	*Salt Lake City (17)	L	60-67
M.7.91	^N-Laramie (8) (QF)	L	56-67
F.8.92	*San Diego (SA)	L	53-72
F.27.92	*Salt Lake City	L	70-84
J.23.93	*Salt Lake City (22)	L	53-78
F.11.93	*San Diego (PG) (16)	L	77-88
M.11.93	^N-Salt Lake City (15) (DC) (QF)	L	64-85
J.22.94	*San Diego (PG)	W	76-73
F.12.94	*Salt Lake City	L	62-77
J.14.95	*Salt Lake City	L	56-67
F.16.95	*San Diego (PG)	L	51-61
M.9.95	^N-Albuquerque (22) (QF)	L	63-72
J.15.96	*San Diego (SA) (15)	L	59-67
F.17.96	*Salt Lake City (7)	L	74-88
J.16.99	*San Diego (CA)	L	53-79
F.11.99	*Salt Lake City (14)	L	38-86
J.10.00	*San Diego (-/24) (CA)	L	55-70
F.10.00	*Salt Lake City (21/20)	L	65-83
J.15.01	*Salt Lake City	L	39-58
F.10.01	*San Diego (CA)	L	63-76
J.14.02	*Salt Lake City	L	70-76
F.09.02	*San Diego (CA) (d)	L	53-70
J.18.03	*San Diego (CA) (d)	W	58-56
F.15.03	*Salt Lake City	L	62-76
F.7.04	*Salt Lake City	L	61-65
M.6.04	*San Diego (CA) (d)	L	53-66
M.11.04	^N-Denver (QF) (d)	L	69-75
F.5.05	*San Diego (21/22) (CA)	L	41-61
M.5.05	*Salt Lake City (16/15)	L	60-72
J.11.06	*Salt Lake City	W	72-67
F.11.06	*San Diego (CA) (d)	L	65-67

Utah State

Series: Utah State leads, 3-0
 Home: 0-1, Away: 0-2, Neutral: 0-0

Date	Location	Score
D.17.62	Logan	L 57-101
D.6.97	A-Salt Lake City (DC)	L 61-64
N.24.98	San Diego (CA)	L 60-63

All-Time Series



2006 NCAA TOURNAMENT ► 2006 MOUNTAIN WEST CHAMPIONS

Washington

Series: Washington leads, 2-0
Home: 0-1, Away: 0-1, Neutral: 0-0

Date	Location	Score
D.27.03	San Diego (CA)	L 81-92
D.7.04	Seattle (16/21)	L 69-98

Washington State

Series: Washington State leads, 4-0
Home: 0-3, Away: 0-1, Neutral: 0-0

Date	Location	Score
D.2.74	San Diego (SA) (so)	L 67-76
N.28.75	Pullman (so)	L 81-86
D.19.92	San Diego (PG) (TS)	L 51-73
D.10.06	San Diego (SL) (CA)	L 49-60

Western Michigan

Series: tied, 1-1
Home: 1-0, Away: 0-1, Neutral: 0-0

Date	Location	Score
D.20.61	Kalamazoo	L 60-81
D.23.74	San Diego (PG)	W 60-58

Westmont

Series: San Diego State leads, 3-0
Home: 3-0, Away: 0-0, Neutral: 0-0

Date	Location	Score
D.10.92	San Diego (PG)	W 106-91
D.2.93	San Diego (PG)	W 104-80
D.16.95	San Diego (SA)	W 79-78

Wheaton

Series: San Diego State leads, 1-0
Home: 1-0, Away: 0-0, Neutral: 0-0

Date	Location	Score
D.13.71	San Diego (SA)	W 100-88

Wichita State

Series: Wichita State leads, 5-0
Home: 0-2, Away: 0-2, Neutral: 0-1

Date	Location	Score
D.19.51	San Diego	L 59-74
D.20.51	San Diego	L 63-72
D.23.52	Wichita	L 56-78
D.20.66	Wichita	L 54-68
D.4.76	N-Tempe (SD)	L 62-75

Wisconsin-Parkside

Series: San Diego State leads, 1-0
Home: 1-0, Away: 0-0, Neutral: 0-0

Date	Location	Score
D.1.78	San Diego (SA)	W 79-61

Wyoming

Series: Wyoming leads, 33-26
Home: 16-10, Away: 5-21, Neutral: 5-2

Date	Location	Score
J.12.79	*Laramie	L 71-78
F.10.79	*San Diego (SA) (d)	W 79-71
J.5.80	*San Diego (SA)	W 65-57
J.31.80	*Laramie	L 58-79
J.2.81	*San Diego (SA)	L 51-69
F.7.81	*Laramie (d)	L 57-102
J.21.82	*Laramie	L 64-77
M.6.82	*San Diego (SA)	ot-L 64-66
J.29.83	*San Diego (SA)	W 64-57
F.24.83	*Laramie	L 56-66
F.6.84	*Laramie	ot-L 73-83
M.1.84	*San Diego (SA)	L 64-65
J.3.85	*Laramie	W 60-57
F.9.85	*San Diego (SA)	W 79-70
J.27.86	*San Diego (SA)	W 88-82
F.13.86	*Laramie	L 71-89
J.22.87	*San Diego (SA)	L 70-79
F.19.87	*Laramie	L 73-85
J.28.88	*San Diego (SA)	L 56-57
F.27.88	*Laramie (16) (d)	L 59-85
M.10.88	*N-Provo (14) (QF)	L 76-83
J.30.89	*San Diego (SA)	W 69-61
F.18.89	*Laramie	L 67-71
J.11.90	*Laramie	L 60-76
J.30.90	*San Diego (SA)	W 68-59
F.3.91	*San Diego (SA)	2ot-W 87-84
F.23.91	*Laramie	W 95-83
J.9.92	*San Diego (SA)	L 72-85
F.13.92	*Laramie	L 66-92
J.7.93	*Laramie	L 54-77

F.25.93	*San Diego (PG)	W 64-62
M.10.93	*N-Salt Lake City (1R)	W 59-57
J.10.94	*San Diego (PG)	W 73-71
F.26.94	*Laramie (d)	L 70-85
M.9.94	*N-Salt Lake City (1R)	W 54-51
J.2.95	*Laramie	L 56-64
M.2.95	*San Diego (PG)	W 52-51
J.4.96	*San Diego (SA)	W 80-77
M.2.96	*Laramie (:15) (d)	L 68-69
J.16.97	*San Diego (SA)	W 82-75
F.15.97	*Laramie (d)	L 50-67
M.3.98	*N-Las Vegas, Nev. (1R)	ot-W 60-57
J.29.00	*Laramie	L 87-93
F.19.00	*San Diego (CA) (d)	L 57-71
F.3.01	*Laramie (d)	L 66-101
M.1.01	*San Diego (CA)	L 62-69
M.8.01	*N-Las Vegas, Nev. (QF)	L 58-73
J.21.02	*San Diego (CA)	ot-L 85-88
F.18.02	*Laramie	W 68-64
M.8.02	*N-Las Vegas, Nev. (SF)	W 70-69
F.3.03	*San Diego (CA)	W 80-70
M.1.03	*Laramie (d)	W 86-73
J.26.04	*Laramie	L 71-79
F.21.04	*San Diego (CA)	W 74-66
J.22.05	*San Diego (CA)	ot-L 81-88
F.21.05	*Laramie	L 65-69
J.28.06	*Laramie (d) (:00.3)	ot-W 78-77
M.1.06	*San Diego (CA)	W 91-72
M.11.06	*N-Denver (PC) (CH)	ot-W 69-64

Yale

Series: Yale leads, 1-0
Home: 0-1, Away: 0-0, Neutral: 0-0

Date	Location	Score
D.2.92	San Diego (SA)	L 62-69

Conference and Postseason Tournaments: * - conference game; ^ - conference tournament game; ^ - NAIA District Game; ^^ - NAIA Tournament; + - NCAA Division I Tournament; ^^^ - NCAA Division II Tournament; ~ - National Invitation Tournament.

Home Courts: CA - Cox Arena; SA - Sports Arena; PG - Peterson Gym; AG - Aztec Gym; AN - Army-Navy YMCA; HS - San Diego High School Gym.

Regular Season Tournaments: AB - UAB Classic (Birmingham, Ala.); AI - Aztec Invitational; BF - Aztec Kiwanis Basketball Festival; CC - Cabrillo Classic (San Diego, Calif.); CI - Creighton Invitational (Omaha, Neb.); DC - Delta Center (Salt Lake City, Utah); DI - Dayton Invitational (Dayton, Ohio); FT - First Tulsa Classic; HB - Holiday Bowl Classic (San Diego, Calif.); KI - San Diego Kiwanis Christmas Tournament (San Diego, Calif.); KK - Kactus Klassic (Tempe, Ariz.); LC - Longhorn Classic (Austin, Texas); LV - UNLV Rebel Roundup (Las Vegas, Nev.); MD - McDonald's Classic (San Diego, Calif.); MC - Maui Classic (Maui, Hawaii); MI - Maui Invitational (Lahaina, Hawaii); NV - Nevada Southern Tournament; OR - Oral Roberts Classic (Tulsa, Okla.); PC - PCAA Tournament; PI - Pepperdine Invitational (Malibu, Calif.); PO - Poinsetta Tournament; RR - Ford Red Raider Classic (Lubbock, Texas); SD - Sun Devil Classic (Tempe, Ariz.); SM - Sun Met Classic (Fresno, Calif.); TR - Tournament of Roses (Portland, Ore.); TS - Texaco Star Classic (San Diego, Calif.); TW - Top of the World Classic (Fairbanks, Alaska); UC - UC Irvine Tournament (Irvine, Calif.); UT - Utah Classic; VC - Volunteer Classic (Knoxville, Tenn.)

Tournament Round: 1R - First Round; 2R - Second Round; QF - Quarterfinal Round; SF - Semifinal Round; C-SF - Conclation Semifinal Round; CH - Championship Game; 3P - Third-Place Game; 5P - Fifth-Place Game

Other Notations: A - indicates away game; d - day game; N - indicates neutral site game; so - season opener; The number after location indicates opponent national ranking at the time of the game. Prior to the 1999-2000 season, ranking refers to only the Associated Press poll.

Series Superlatives

Longest Active Winning Streaks

Rank	Opponent	No.	First	Last
1.	La Verne	13	Feb. 20, 1932	Feb. 26, 1938
2.	Chico State	10	Dec. 7, 1937	Dec. 12, 1956
3.	Occidental	9	Feb. 16, 1946	Dec. 12, 1953
4.	UC San Diego	7	Dec. 5, 1969	Nov. 27, 2004
5.	Cal Poly Pomona	6	Dec. 1, 1987	Dec. 8, 1995
	Broadway Clowns	6	Jan. 25, 1940	Dec. 26, 1947
	Caltech	6	Feb. 9, 1929	Jan. 21, 1939

Longest Active Losing Streaks

Rank	Opponent	No.	First	Last
1.	UCLA	8	Dec. 9, 1949	Dec. 14, 1991
2.	USC	5	Dec. 4, 1990	Dec. 20, 1999
	Tulsa	5	Dec. 21, 1970	Feb. 19, 1998
	Wichita State	5	Dec. 19, 1951	Dec. 4, 1976
5.	five others with 4			

Longest All-Time Winning Streaks

Rank	Opponent	No.	First	Broken
1.	Whittier	15	Jan. 20, 1961	Jan. 31, 1969
2.	La Verne	13	Feb. 20, 1932	Active
	UC Santa Barbara	13	Feb. 9, 1934	Feb. 17, 1940
4.	Chico State	10	Dec. 7, 1937	Active
	Cal State Fullerton	10	Jan. 18, 1964	Jan. 4, 1969
	Chapman	10	Dec. 16, 1938	Jan. 7, 1961
	Fresno State	10	Feb. 25, 1950	Jan. 28, 1956
	Long Beach State	10	Dec. 19, 1953	Feb. 12, 1960
	Redlands	10	Feb. 12, 1938	Jan. 2, 1960
10.	Alliant International	9	Jan. 21, 1967	Jan. 29, 1987
	Cal State Los Angeles	9	Jan. 24, 1953	Mar. 13, 1957
	Occidental	9	Feb. 16, 1946	Active

Longest All-Time Losing Streaks

Rank	Opponent	No.	First	Broken
1.	Utah	14	Feb. 12, 1994	Jan. 18, 2003
2.	Pepperdine	13	Jan. 16, 1943	Jan. 3, 1947
	UC Santa Barbara	13	Jan. 16, 1960	Jan. 13, 1972
4.	Colorado State	12	Feb. 2, 1989	Mar. 4, 1995
5.	Brigham Young	11	Jan. 6, 1990	Feb. 18, 1995
	Hawai'i	11	Jan. 26, 1989	Mar. 5, 1994
	Texas-El Paso	11	Feb. 27, 1986	Jan. 19, 1991
8.	Fresno State	10	Jan. 18, 1996	Dec. 8, 2001
	Long Beach State	10	Jan. 9, 1970	Feb. 1, 1975
	New Mexico	10	Feb. 25, 1995	Feb. 2, 2002
	UNLV	10	Mar. 14, 1985	Feb. 24, 2001

Most Series Meetings

Rank	Opponent	No.	Record	Last Meeting
1.	Fresno State	99	51-48	Dec. 8, 2001
2.	UC Santa Barbara	87	53-34	Dec. 17, 2005
3.	Whittier	80	49-31	Jan. 31, 1969
4.	San Jose State	64	30-34	Feb. 27, 1999
5.	Utah	59	10-49	Feb. 11, 2006
	Wyoming	59	26-33	Mar. 11, 2006
7.	Brigham Young	58	19-39	Feb. 22, 2006
8.	Loyola Marymount	57	31-26	Dec. 31, 2005
9.	Colorado State	56	22-34	Mar. 9, 2006
	Long Beach State	56	34-22	Nov. 21, 2003
11.	Air Force	55	37-18	Feb. 8, 2006
12.	Pepperdine	52	17-35	Dec. 22, 1994
13.	Cal State Los Angeles	51	31-20	Dec. 13, 1986
14.	Cal Poly	50	34-16	Dec. 13, 2003

Most Frequent Overtime Opponents

Rank	Opponent	No.	Record	Meetings	OT	2OT	3OT
1.	Wyoming	8	4-4	59	3-4	1-0	0-0
2.	Brigham Young	5	2-3	58	2-3	0-0	0-0
3.	Air Force	4	2-2	55	1-1	1-0	0-1
	Fresno State	4	2-2	99	2-2	0-0	0-0
	UNLV	4	0-4	39	0-4	0-0	0-0
6.	Cal State Fullerton	3	1-2	30	0-2	1-0	0-0
	Colorado State	3	0-3	56	0-2	0-1	0-0
	San Diego	3	2-1	37	2-0	0-1	0-0
	Texas-El Paso	3	1-2	45	1-2	0-0	0-0
	UC Santa Barbara	3	1-2	87	1-1	0-0	0-1

No Overtime Meetings

Rank	Opponent	No.	Record
1.	Cal Poly	50	34-16
2.	Redlands	37	24-13
3.	Alumni	33	26-7
4.	Arizona State	24	14-10
	Chapman	24	19-5
6.	Arizona	22	5-17
7.	Cal Poly Pomona	21	15-6
8.	Cal State Northridge	19	15-4

Jersey Numbers



2006 NCAA TOURNAMENT ► 2006 MOUNTAIN WEST CHAMPIONS

00

Leonard Allen 1982-83-84-85
Brett Hoerner 2006

0

Jim Roban 2001
 Tommy Johnson 2002-03-04-05

1

Deandre Moore 2001-02-03
Brandon Heath 2004-05-06

2

Wesley Stokes 2004

3

Shawn Bell 1989
 Shawn Jamison 1990
 Robert Ringo 1992-93
 Marc Carter 1994-95
 Jason Richey 1997-98
 Jim Roban 2000
 Chris Walton 2001-02-04-05
Richie Williams 2006

4

Berry Randle 1995-96
 Tony Bland 2002-03

5

Bob Brady ^1971
 Brady Trenkle 1997-99
 Bradley Jackson 2000
 Al Faux 2001-02
 Travis Hanour 2003-04-05

10

Joe Lavender ~1971
 Pete Geoff 1973
 Ray Leary ~1974-75-76
 Brian Frishman 1977
 Hilton Hale 1978-79
 Jimmie Ranson 1980
 Mark Smith 1981
 Keith Smith 1982-83
 Anthony Sands 1984-85
 Jonny Scruggs 1986-87
 Kevin Honaker 1989-90
 Chris McKinney 1991
 Virgil Smith 1992
 Chad Nelson 1994-95-96-97
 Karlo Kovacic 2001-02
 Shawn Weinstein 2005

11

Joe Lavender ^1971
 Ray Leary ^1974-75
 Tracy Dildy 1986-87
 Bryan Williams 1988-89
 Arthur Massey 1990
 Ray Barefield 1991-92-93
 Brady Trenkle 1995
 Raymond King 1996
 Josko Visnjic 1998
 David Abramowitz 1999-00-01
 Steve Sir 2003-04
 Tyler Smith 2005

12

Chris Smith ~1972
 Brad McNamara ~1973-74
 Raul Conteras ~1975-76

Howard Avery 1979
 Kevin Bond 1981-82
 Anthony Watson 1983-84-85-86
 William Campbell 1987
 Jason Hamilton 1993-94
 Trent Gardner 1995-96
 Will Porter 1997-98
 Julien Sormonte 1999
 Andre Torres 2001

13

Chris Smith ^1972
 Raul Contreras ^1975

14

Jimmy Harris ~1971-72
 Dan Teague ~1973-74
 Mike Dodd 1977-78-79
 Eddie Morris 1980-81-82-83
 Norm Baker 1984
 Creon Dorsey 1985-86
 Frank Williams 1987

15

James Harris ^1971-72
 Dan Teague ^1974
 Bart Brandenburg 1992
 Jeremy Lewis 1997
 David Kaplansky 1998-99
 John Sharper 2003-04-05-06

20

Randy Brown ~1972
 Ted Tibbs ~1974
 Bob Green ^1975
 Josh Lowery 1986-87
 Courtie Miller 1990-91-92-93-94
 Aaron Brown 1998
 Jeffrey Berokoff 1999
 Andre Torres 2000
 Ben Wardrop 2001
 Trimaime Davis 2003-04-05-06

21

Evan Burns 2003
Matt Thomas 2005-06

22

Chris Marlowe ~1971
 Jeff Pete ~1972
 Mike Honz ~1974
 Gary Earle 1974-75-76
 Jimmie Ranson 1979
 Mark Smith 1980
 Chris Manker 2003

23

Chris Marlowe ^1971
 Jeff Pete ^1972
 Mike Honz ^1974
 Rodney Hawkins 1987-88
 Arthur Massey 1991
 Berry Randle 1993-94
 Matt Watts 1998-99
 Randy Holcomb 2001-02

24

James Wilkins ~1971-72
 Mark Delsman ~1974-75-76-77
 Dana Jackson 1989
 Tim McGrath 2006

25

Nelson Stewart 1990-91-92
 Jacobi Thompson 1997
 Walter Small 1999-00

30

Russ Northcutt ~1971
 Bob Gottschalk ~1972
 Jeff Lipscomb ^1973
 Vince Carson ~1975
 Paul DeBolt 1976
 Jerry Brown 1977-79-80
 Kevin Gilbert 1981
 David Ward 1982-83
 Andre Ross 1984-85
 Ty Walker 1988
 Matt Amrose 1994
 Robert Archie 1997
 Mike Mackell 2002
Chris Lamb 2006

31

Russ Northcutt ^1971
 Bob Gottschalk ^1972
 Vince Bean ^1974
 Vince Carson ^1975
 Kent Bryant 1987
 Neal Pollard 1992
 Paul Jarrett 1996
 Eric Rohwer 2000
 Andre Torres 2002-03
 Jared Ines 2005

32

Sid Smith ^1971
 Steve Leech ^1972
 Steve Copp ^1974-75
 Steffond Johnson 1986
 J.T. Debs 1987
 Caldin Rogers 1988
 Eric White 1989-90
 John Molle 1992
 Deon Taylor 1993
 Carlus Groves 1994
 Brian Reinhardt 1996-97
 Myron Epps 1999-00-01
 Ben Wardrop 2002-03

33

Sid Smith ^1971
 Steve Leech ^1972
 Steve Copp ^1973-74-75-76
 Steffond Johnson 1986
 J.T. Debs 1987
 Caldin Rogers 1988
 Eric White 1989-90
 John Molle 1992
 Deon Taylor 1993
 Carlus Groves 1994
 Brian Reinhardt 1996-97
 Myron Epps 1999-00-01
 Chris Manker 2004-05
Kyle Spain 2006

34

Von Jacobsen ~1971
 Dave Riley ~1974
 Kim Goetz 1978-79
 Joe Mendoza 1980-81
 Ira Harge 1984-85
 Jeff Bobin 1986
 Gary Kline 1987
 Terrence Hamilton 1991-92-93-94
 Leon Carter 1995-96

Armiri Johnson 1997
 Vince Okotie 1999-00
 Aerick Sanders 2001-02-03-04
Mohamed Abukar 2006

35

Dave Riley ~1974
 Jeff Welshans ~1975
 Marty Dow 1990-91
 Derric Croft 1994

40

Tom Egerer ~1971
 Larry Jones ~1972-73
 Gary Earle ~1974
 Bob Kovach 1975-76
 Michael Gay 1978-80-81
 Alvin Attles 1984
 Rodney Hawkins 1986
 Juan Espinoza 1987-88
 Joe McNaull 1991-92-93
 Ron Martin 1995
 Fred Ross 1998
 Markee White 2002

41

Tom Egerer ^1971
 Larry Jones ^1972
 Gary Earle ^1974
 Bob Kovach ^1975

42

Ray Samuelson ~1971
 Jerry Tassielli ~1972
 John Service ~1973
 Willie Stanley ~1974-75
 Jerry Brown 1976
 Pesnell Gilbert 1977-78-79
 Paul McKinney 1980
 John Garwood 1981-82
 Michael Kennedy 1984-85
 Sam Johnson 1988-89
 Keith Balzer 1991-92-93
 Ron Martin 1996
 Marcelo Correa 1997-98-99-00-01
 Marcus Slaughter 2004-05-06

43

Ray Samuelson ^1971
 Jerry Tassielli ^1972
 Willie Stanley 1974-75
 Alex Sund 1989
 Kareem Anderson 1996

44

Jeff Pete ~1971
 Chris Marlowe ~1972-73
 John Anderson ~1973-74
 Will Connelly ~1975-76-77
 Rock Lee 1978
 Ken Blackman 1979-80
 Michael Cage 1981-82-83-84

45

Jeff Pete ^1971-72
 Chris Marlowe ^1972
 John Anderson ^1974
 Will Connelly ^1975-76-77
 Mark Pollard 1988-91-92
 Stephen Clark 1997-98

50

Steve Leech ~1971

Chris McMurray ~1972-73
 Joel Kramer ~1974-76-77-78
 Chris Holden 1979-80-81-82
 Gerald Murray 1984-85-87
 Tye Fields 1997
 Mohamed Camara 2005-06

51

Steve Leech ^1971
 Chris McMurray ^1972
 Joel Kramer ^1974

52

Gary Schneider ~1971
 Willie Stanley ~1972
 Jerry Brucks 1973
 Mike Dodd 1976
 Brett Davis 1977
 Brett Barnett 1978
 Drew Head 1980-81
 John Martens 1983-84-85-86
 Mitch McMullen 1988-89
 Roy Kruswyk 1997-98
 Joe Mann 1999-00

53

Gary Schneider ^1971
 Willie Stanley ^1972
 Craig Knudsen ^1975
 Chris Davis 1992-94-95
 Darius Rutledge 1996

54

Joel Borchert ~1971
 Ken Barstow ~1972-73
 Allen Bunting ~1974-75-76
 Fred Branch 1977-78
 David Bradley 1981
 Steve Kopicki 1983
 David Grissom 1984
 Jon Baskin 1987
 Neal Steinly 1988-89-90-91

55

Joel Borchert ~1971
 Ken Barstow ~1972-73
 Allen Bunting ~1974-75
 Marcus Banks 1992-93
 Tye Fields 1996

^ - indicates home jersey number. ~ - indicates road jersey number.

HISTORY ► JERSEY NUMBERS AZTEC BASKETBALL MEDIA GUIDE

Awards & Honors



2006 NCAA TOURNAMENT ► 2006 MOUNTAIN WEST CHAMPIONS

All-Americans

Year	Player
1939	Milton Phelps <i>Honorable Mention, NAIA Little</i>
1940	Milton Phelps <i>First-Team, NAIA Little</i>
1940	Don DeLauer <i>First-Team, NAIA Little</i>
1941	Milton Phelps <i>First-Team, NAIA Little; First-Team Helms</i>
1941	Kenny Hale <i>First-Team NAIA Little</i>
1941	Dick Mitchell <i>Second-Team NAIA Little</i>
1941	Harry Hodgetts <i>Second-Team NAIA Little</i>
1967	Al Skalecky <i>Third-Team NABC Div. II; Honorable Mention AP and UPI</i>
1968	Al Skalecky <i>Second-Team NABC Div. II</i>
1983	Michael Cage <i>Honorable Mention AP and UPI</i>
1984	Michael Cage <i>Second-Team AP, UPI and Basketball Weekly</i>
2006	Brandon Heath <i>Honorable Mention AP</i>

Academic All-Americans

Year	Player
1975	Steve Copp2T
1976	Steve Copp1T

Conference Players of the Year

Year	Player
1976	Steve CoppPCAA
1978	Joel KramerPCAA
1983	Michael Cageco-WAC



Deandre Moore led San Diego State in assists and steals in both the 2000-01 and 2002-03 seasons.

1984	Michael CageWAC
1986	Anthony WatsonWAC
2006	Brandon HeathMWC

Conference Coaches of the Year

Year	Player
1985	Smokey GainesWAC

USBWA District Team

Year	Player
2001	Randy Holcomb
2002	Randy Holcomb
2003	Tony Bland
2004	Aerick Sanders
2006	Brandon Heath Marcus Slaughter

NABC District Team

Year	Player
1967	Al SkaleckyDiv. II, 1T
1967	Gary McCoyDiv. II, 1T
1967	Bob LundgrenDiv. II, 2T
1968	Al SkaleckyDiv. II, 1T
1968	David MillerDiv. II, 2T
1975	Steve Copp3T
1976	Steve Copp3T
1982	Michael Cage1T
1983	Michael Cage1T
1986	Anthony Watson2T
1991	Marty Dow2T
2002	Randy Holcomb1T
2003	Tony Bland2T
2004	Aerick Sanders1T
2006	Brandon Heath1T Marcus Slaughter1T

All-Conference Players

Year	Player
► Southern Calif. Junior College Conference	
1922	John Hancock
1923	Alvin Morrison
► So. Calif. Intercollegiate Athletic Conference	
1930	Al DeWeese
1932	Bob Tucker Art Linkletter Terry Miles
1934	Charles Wilson Art Linkletter
1935	Clinton Moss
1936	Byron Lindsley
1937	Byron Lindsley
1939	Milton Phelps Don DeLauer
► California Collegiate Athletic Association	
1940	Milton Phelps Don DeLauer
1941	Milton Phelps Kenny Hale
1942	Jim Ahler Joe Davis
1949	Dick Barnes Tom Keesey
1950	Dick Barnes
1953	Bob Brady
1954	Bob Brady
1955	Tony Pinkins
1956	Tony Pinkins
1957	Tony Pinkins
1958	Bernie Finlay

1959	Bernie Finlay
1960	Bernie Finlay
1963	Jack Shawcroft
1964	Jack Shawcroft
1965	Larry Meek
1966	Al Skalecky Rip Barrett
1967	Bob Lundgren
1968	Al Skalecky Dave Miller
► Pacific Coast Athletic Association	
1972	Chris McMurray
1975	Steve Copp
1976	Steve Copp (Co-MVP) Will Connelly
1977	Joel Kramer
1978	Joel Kramer (MVP) Steve Malovic

► Western Athletic Conference

1979	Kim Goetz1T Steve Malovic1T
1980	Tony Gwynn2T
1981	Tony Gwynn2T
1982	Zack Jones2T Michael Cage2T
1983	Michael Cage1T/Co-MVP
1984	Michael Cage1T/MVP
1985	Leonard Allen1T Anthony Watson1T
1986	Anthony Watson1T/MVP
1991	Marty Dow2T
1993	Joe McNaullone team, 10 members
1996	Leon Carterone team, 10 members
1997	Jason RicheyPD-2T

► Mountain West Conference

2002	Randy Holcomb1T Al Faux2T Tony BlandHM
2003	Tony Bland2T Evan BurnsHM Mike MackellHM Deandre MooreHM
2004	Aerick Sanders2T Brandon HeathHM Marcus SlaughterHM Wesley StokesHM
2005	Brandon Heath2T Marcus Slaughter2T Matt ThomasHM
2006	Brandon Heath1T Marcus Slaughter1T Mohamed Abukar2T

Other All-League Honors

Year	Player
► Western Athletic Conference	
1993	Jason HamiltonFrosh. of the Year
1994	Marc CarterNewcomer Team
1996	Paul JarrettNewcomer Team
1998	Roy KruiswykPD-Newcomer Team
► Mountain West Conference	
2001	Randy HolcombNewcomer Team
2003	Evan BurnsFrosh. of the Year

All-League Tournament

Year	Player
► Western Athletic Conference	
1985	Leonard Allen Anthony Watson

Awards & Honors



2006 NCAA TOURNAMENT ► 2006 MOUNTAIN WEST CHAMPIONS

- 1986 Anthony Watson
 ► **Mountain West Conference**
 2002 Randy HolcombMVP
 Al Faux
 2005 Marcus Slaughter
 2006 Marcus SlaughterMVP
 Brandon Heath


League Players of the Week

- Year Player**
 ► **Western Athletic Conference**
 1983 Michael Cage2.14.83
 1984 Michael Cage1.23.84
 Michael Cage1.30.84
 Michael Cage2.13.84
 1985 Anthony Watson1.7.85
 Leonard Allen1.14.85
 Anthony Watson2.18.85
 1986 John Martens1.20.86
 Anthony Watson2.2.86
 1989 Mitch McMullen12.5.88
 1991 Marty Dow1.21.91
 Arthur Massey2.25.91
 1996 Paul Jarrett1.15.96
 1997 Jason Richey (Pacific Division) ...12.9.96
 ► **Mountain West Conference**
 2001 Randy Holcomb12.18.00
 Randy Holcomb1.8.01
 2002 Tony Bland12.3.01
 Al Faux12.10.01
 Randy Holcomb1.14.02
 2003 Aerick Sanders2.10.03
 Evan Burns3.3.03
 2004 Aerick Sanders12.1.03
 Aerick Sanders12.22.03
 Aerick Sanders1.5.04
 2005 Brandon Heath12.6.04
 Brandon Heath1.17.05
 2006 Marcus Slaughter12.12.05
 Kyle Spain12.19.05
 Brandon Heath1.16.06
 Marcus Slaughter1.23.06
 Brandon Heath2.2.06
 Brandon Heath2.20.06

League All-Academic Team

- Year Player**
 ► **Mountain West Conference**
 2001 Karlo Kovacic* 3.93
 Chris Walton3.08
 2002 Karlo Kovacic* 3.94
 Chris Walton3.13
 2004 Chris Walton3.11
 2005 Tyler Smith3.05
 Chris Walton3.19

* - Indicates highest GPA on league team.



San Diego State NBA Draft List

Year	Player	Franchise	Round	Overall Pick
1950	Dick Barnes	New York Knicks	5th, n/a	n/a
1960	Bernie Finlay	Syracuse Nationals	9th, 5th	67th
1968	Dave Miller	San Diego Rockets	17th, 1st	198th
1971	Gary Schneider	San Diego Rockets	19th, 1st	236th
1976	Steve Copp	New Orleans Jazz	3rd, 8th	42nd
	Bob Kovach	Atlanta Hawks	9th, 2nd	142nd
1978	Joel Kramer	Phoenix Suns	3rd, 19th	63rd
	Steve Malovic	Phoenix Suns	7th, 18th	149th
1979	Kim Goetz	New York Knicks	2nd, 12th	34th
	Mike Dodd	San Diego Clippers	9th, 10th	176th
1981	Tony Gwynn	San Diego Clippers	10th, 7th	210th
1983	Keith Smith	San Diego Clippers	10th, 4th	210th
1984	Michael Cage	Los Angeles Clippers	1st, 14th	14th
1985	Leonard Allen	Dallas Mavericks	3rd, 3rd	51st
1986	Anthony Watson	Denver Nuggets	4th, 17th	89th
	Steffond Johnson	Los Angeles Clippers	5th, 7th	99th
2002	Randy Holcomb	San Antonio Spurs	2nd, 29th	57th

San Diego State NBDL Draft List

Year	Player	Franchise	Round	Overall Pick
2002	Brandon Smith	Asheville Altitude	9th	68th

Former San Diego State Player 2005-06 Professional Basketball Statistics


Player	Team (League)	PPG	RPG	APG	Note
Tony Bland	Albuquerque Thunderbirds (NBDL)	8.8	3.3	3.3	Played in 43 games and started 35 times. Helped the team to a 26-22 record and a second-place finish.
Randy Holcomb	Chicago Bulls (NBA)/ Gary Steelheads (CBA)*	20.2*	7.8*	3.1*	Split time with the Chicago Bulls and Gary Steelheads. Won the MVP award at the CBA All-Star Classic. Ranked No. 9 in scoring and No. 7 in rebounding in the CBA. Signed to a 10-day contract with the Bulls.
Mike Mackell	Oklahoma Storm (USBL)	15.2	5.6	0.9	Guided the Storm to a 22-8 record en route to the 2006 Midwestern Division and regular season championship and a semifinal appearance. Started 25 of the 28 games he played in averaging 15.2 ppg and 5.6 rpg.
Aerick Sanders	Huelva Spain (Liga LEB)	13.6	8.0	1.0	Spent 2005-06 playing for Huelva Spain. Saw action in 28 games.

1,000-Point Scorers



2006 NCAA TOURNAMENT ▶ 2006 MOUNTAIN WEST CHAMPIONS

AZTEC BASKETBALL MEDIA GUIDE




Michael Cage

1. Michael Cage ▶ West Memphis, Ark. ▶ 1981-82-83-84 1,846 points

The player most associated with the San Diego State basketball program, Michael Cage remains the school's all-time leading scorer (1,846) and rebounder (1,317)... Selected a second-team All-American in 1984 by the *Associated Press*, *United Press International* and *Basketball Weekly*... Was an honorable mention All-American as a junior as named by the AP and UPI... Earned co-WAC player of the year honors in 1983 and won the award outright in 1984... Ranked third nationally in rebounding as both a freshman and junior and as a senior was the only player to rank among the top 10 in scoring and rebounding... Member of the 1983 U.S. Pan American gold-medal winning team... Drafted in the first round of the 1984 NBA Draft by the Los Angeles Clippers... Among the many school records he set, he still holds the Aztec lead in the following categories: career scoring, single-season scoring (686), highest single-season scoring average (24.5), career rebounding, rebounds in a game (26), single-season field goals made (250), career free throws made (488), games started (112) and consecutive games started (112)... He played on Aztec teams which posted a 68-44 record with four straight winning seasons... Inducted into the Aztec Hall of Fame in 1993.

Year	G-GS	Min.-Avg.	FG-FGA	Pct.	3P-3PA	Pct.	FT-FTA	Pct.	Reb	Avg.	PF-D	AT	TO	BS	ST	Pts.	Avg.
80-81	27-27	1031-38.2	115-206	.558			65-86	.756	355	13.1	56-1	11	60	20	28	295	10.9
81-82	29-29	1076-37.1	123-252	.488			72-109	.661	256	8.8	46-0	44	51	25	34	318	11.0
82-83	28-28	1070-38.2	191-335	.570			165-221	.747	354	12.6	42-1	31	70	26	29	547	19.5
83-84	28-28	1085-38.8	250-445	.562			186-251	.741	352	12.6	62-0	12	52	47	35	686	24.5
Totals	112-112	4,262-38.1	679-1,238	.548			488-667	.732	1,317	11.8	206-2	98	233	118	126	1,846	16.5




Anthony Watson

2. Anthony Watson ▶ Detroit, Mich. ▶ 1983-84-85-86 1,735 points

One of the finest players in San Diego State history, Watson played in 110 games in his four seasons from the 1982-83 campaign through the 1985-86 season... The last Aztec player to earn most valuable player league honors (WAC Player of the Year in the 1985-86 season), he was a two-time first-team all-WAC selection (1985 and 1986)... In both 1985 and 1986 he was named to the all-WAC tournament team and is still today the only Aztec Division I player to be named to the all-conference tournament team twice... Ended his career as the fourth leading scorer in Western Athletic Conference history trailing only Devin Durrant, Danny Ainge and SDSU's Michael Cage... Broke the school record for points in a game when he tallied 54 against U.S. International on Feb. 20, 1986... That SDSU record that still stands today.

Year	G-GS	Min.-Avg.	FG-FGA	Pct.	3P-3PA	Pct.	FT-FTA	Pct.	Reb	Avg.	PF-D	AT	TO	BS	ST	Pts.	Avg.
82-83	28-20	766-27.4	132-320	.413			55-79	.696	54	1.9	63-2	85	93	1	27	319	11.4
83-84	23-15	628-27.3	102-261	.391			38-57	.667	64	2.8	59-4	70	78	8	36	242	10.5
84-85	31-30	971-31.3	222-475	.467			100-128	.781	102	3.3	73-2	105	82	3	74	544	17.6
85-86	28-28	965-34.5	246-520	.473			138-182	.758	142	5.1	96-7	96	84	6	55	630	22.5
Totals	110-93	3,330-30.3	702-1576	.445			331-446	.742	362	3.3	291-15	356	337	18	192	1,735	15.8



Tony Pinkins

3. Brandon Heath ▶ Los Angeles, Calif. ▶ 2004-05-06 1,552 points

Complete biography and statistics can be found on page 60.

4. Tony Pinkins ▶ East Chicago, Ind. ▶ 1955-56-57 1,475 points

Broke the SDSU scoring record in 1957 and held the mark as the school's top scorer for 27 years... Remains the top Aztec scorer in a three-year career... Ranks third all-time with an 18.1 career scoring average... A three-time all-CCAA selection... Sits in second place with 485 free throws made in his career, only three behind Michael Cage, and holds the record for free throws in a three-year career.

Year	G-GS	Min.-Avg.	FG-FGA	Pct.	3P-3PA	Pct.	FT-FTA	Pct.	Reb	Avg.	PF-D	AT	TO	BS	ST	Pts.	Avg.
54-55	26-na		126-353	.357			170-222	.766	258	9.9	77-4					422	16.2
55-56	29-na		187-395	.473			150-208	.721	346	11.9	75-4					524	18.1
56-57	27-na		182-447	.407			165-228	.724								529	19.6
Totals	82-na		495-1,195	.414			485-658	.737								1,475	18.0




Bob Brady

5. Bob Brady ▶ York, Penn. ▶ 1952-53-54 1,389 points

One of the first great scorers in SDSU history and only the second Aztec to eclipse the 1,000 point mark... Holds the record for career scoring average at 18.8 points per game... SDSU's all-time leading scorer when he finished his career in 1954 and held the honor until 1957... A two-time All-CCAA selection... Made SDSU single season record 213 free throws in 1952-53.

Year	G-GS	Min.-Avg.	FG-FGA	Pct.	3P-3PA	Pct.	FT-FTA	Pct.	Reb	Avg.	PF-D	AT	TO	BS	ST	Pts.	Avg.
51-52	23-na		133-na				109-na									375	16.3
52-53	28-na		186-437	.426			213-280	.761	189	6.8	88-7					585	20.9
53-54	23-na		142-281	.505			145-174	.833								429	18.7
Totals	74-na		461-na				467-na									1,389	18.8



Steve Copp

6. Steve Copp ▶ Chula Vista, Calif. ▶ 1973-74-75-76 1,352 points

One of the truly great student-athletes in SDSU history... Finished career as third-leading scorer in school history with a 3.92 GPA in zoology... The only Academic All-American in SDSU history, as he garnered first-team plaudits in 1976 and second-team honors in 1975... Pacific Coast Athletic Association (PCAA) Player of the Year as a senior, and a two-time first team all-PCAA member... Scored 39 points against Kansas State as a sophomore, which ranks eighth all-time and is the second highest total against a ranked opponent... Also ranks fourth in career rebounds with 737 and still holds the record for rebounds in an NCAA tournament game with 17 against UNLV in 1975... Member of the Aztec Hall of Fame.

Year	G-GS	Min.-Avg.	FG-FGA	Pct.	3P-3PA	Pct.	FT-FTA	Pct.	Reb	Avg.	PF-D	AT	TO	BS	ST	Pts.	Avg.
72-73	26-na		97-234	.415			76-113	.673	173	6.7	71-2	33				270	10.4
73-74	11-na		59-138	.428			26-38	.684	69	6.3	35-3	16				144	13.1

1,000-Point Scorers



2006 NCAA TOURNAMENT ► 2006 MOUNTAIN WEST CHAMPIONS

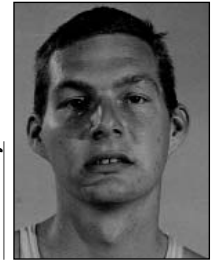
74-75	27-na	144-337	.427	85-128	.664	247	9.1	88-3	58	373	13.8
75-76	29-na	207-417	.496	106-160	.663	248	8.6	87-4	64	520	17.9
Totals	93-na	507-1,126	.450	293-439	.667	737	7.9	281-12	171	1,307	14.1

7. Al Skalecky ► La Mesa, Calif. ► 1966-67-68 **1,271 points**

One of only two players in SDSU history to score 1,000 points and grab 1,000 rebounds... Earned all-CCAA honors in 1966 and was a NAIA third team All-American in 1967... Leads SDSU career rebounding average list at 11.8 rebounds per game and tops the single season list with 13.6 rebounds per game... Ranks second on the all-time rebounding list (1,090) and is the top rebounder at SDSU in a three-year career... 2003 Aztec Hall of Fame inductee.

Year	G-GS	Min.-Avg.	FG-FGA	Pct.	3P-3PA	Pct.	FT-FTA	Pct.	Reb	Avg.	PF-D	AT	TO	BS	ST	Pts.	Avg.
65-66	26-na		172-366	.470			104-172	.605	356	13.7	97-8					448	17.2
66-67	29-na		154-385	.400			106-182	.582	394	13.6	102-na					414	14.3
67-68	27-na		155-305	.508			99-175	.566	340	12.6	92-na					409	15.1
Totals	82-na		481-1,056	.455			309-529	.584	1,090	13.3	291-na					1,271	15.5

Al Skalecky




8. Tony Ross ► Portland, Ore. ► 1987-88-89 **1,259 points**

The top three-point artist in SDSU history as he holds nearly every record associated with shots from behind the arc including the following categories: career made (270), single season made (103), career percentage (45.8%), single season percentage (46.9%), and threes made in a single game (9)... Scored 455 points in his first season to set the Aztec record for freshmen, which stands today.

Year	G-GS	Min.-Avg.	FG-FGA	Pct.	3P-3PA	Pct.	FT-FTA	Pct.	Reb	Avg.	PF-D	AT	TO	BS	ST	Pts.	Avg.
86-87	28-21	757-27.0	152-364	.418	104-223	.466	47-63	.746	61	2.2	72-3	35	62	1	18	455	16.3
87-88	29-25	987-34.0	150-338	.444	100-213	.469	61-75	.813	93	3.2	76-3	41	62	5	26	461	15.9
88-89	28-11	658-23.5	111-231	.481	66-153	.431	55-65	.846	61	2.2	58-2	28	30	2	12	343	12.3
Totals	85-57	2,402-28.3	413-933	.443	270-589	.458	163-203	.803	215	2.5	206-8	104	154	8	56	1,259	14.8

Tony Ross




9. Chad Nelson ► Carlsbad, Calif. ► 1994-95-96-97 **1,225 points**

A classic overachiever as he started in 103 straight games at SDSU after not being heavily recruited out of high school... Ranks second in SDSU annals in both career assists (412), and career steals (175)... Hit 85.5% of his free throws his senior year, the third highest single-season percentage in school history.

Year	G-GS	Min.-Avg.	FG-FGA	Pct.	3P-3PA	Pct.	FT-FTA	Pct.	Reb	Avg.	PF-D	AT	TO	BS	ST	Pts.	Avg.
93-94	28-19	707-25.3	39-88	.443	21-45	.467	60-82	.732	75	2.7	50-2	90	48	4	36	159	5.7
94-95	28-28	1,044-37.3	93-222	.419	27-77	.351	122-157	.777	117	4.2	58-1	105	89	1	43	335	12.0
95-96	29-29	1,019-35.1	102-237	.430	40-112	.357	91-114	.798	81	2.8	61-0	122	62	1	38	335	11.6
96-97	27-27	922-34.1	110-267	.412	34-103	.330	142-166	.855	97	3.6	63-2	95	67	3	58	396	14.7
Totals	112-103	3,692-33.0	344-814	.423	122-337	.362	415-519	.800	370	3.3	232-5	412	266	9	175	1,225	10.9

Chad Nelson



10. Marcus Slaughter ► Riverside, Calif. ► 2004-05-06 **1,211 points**


Complete biography and statistics can be found on page 103.

11t. Will Connelly ► Brooklyn, N.Y. ► 1975-76-77 **1,188 points**

Leading scorer on SDSU's first ever NCAA Division I tournament team in 1975 and led the Aztecs back to the tournament again in 1976... First team all-PCAA and conference tournament MVP in 1976... Holds the record for points by a sophomore (479) when he averaged 17.7 points per game... Set the Aztec record for points scored in a game when he racked up 40 against Purdue in 1974... The mark currently ranks fifth in SDSU annals but remains the top game against a ranked opponent and the top scoring effort by a sophomore.

Year	G-GS	Min.-Avg.	FG-FGA	Pct.	3P-3PA	Pct.	FT-FTA	Pct.	Reb	Avg.	PF-D	AT	TO	BS	ST	Pts.	Avg.
74-75	27-na		196-410	.478			87-159	.547	248	9.2	61-0	16				479	17.7
75-76	29-na		187-397	.471			107-153	.699	258	8.9	79-0	32				481	16.6
76-77	26-na		94-213	.441			40-64	.625	135	5.2	48-0	24				228	8.8
Totals	82-na		477-1,020	.468			234-376	.622	641	7.8	188-0	72				1,188	14.5

Will Connelly



11t. Von Jacobsen ► San Diego, Calif. ► 1969-70-71 **1,188 points**

The top Aztec scorer in 1969 and 1970 including one of the best sophomore campaigns in SDSU history... Scoring average of 18.4 in 1970 still tops the sophomore-scoring list... Set the single-game scoring record with 40 points against Chapman in 1969, and held the record for 10 seasons and remains the top scoring effort for a sophomore... Father of NBA's Casey Jacobsen of Stanford.

Year	G-GS	Min.-Avg.	FG-FGA	Pct.	3P-3PA	Pct.	FT-FTA	Pct.	Reb	Avg.	PF-D	AT	TO	BS	ST	Pts.	Avg.
68-69	25-na		189-402	.470			83-120	.692	95	3.8	65-na					461	18.4
69-70	26-na		158-316	.500			110-150	.733	169	6.5	77-na					426	16.4
70-71	26-na		110-192	.573			81-115	.704	115	4.4	75-na					301	11.6
Totals	77-na		457-910	.502			274-385	.712	379	4.9	217-na					1,188	15.4

Von Jacobsen



13. Bernie Finlay ► Syracuse, N.Y. ► 1958-59-60 **1,110 points**

A three-time All-CCAA selection including an outstanding senior season that saw the Aztec captain score 20.1 points per game, the fifth-best single-season scoring average in school history... Excellent free throw shooter who connected on 78% of his foul shots during his career, which

HISTORY ► 1,000-POINT SCORERS

AZTEC BASKETBALL MEDIA GUIDE

1,000-Point Scorers



2006 NCAA TOURNAMENT ► 2006 MOUNTAIN WEST CHAMPIONS

AZTEC BASKETBALL MEDIA GUIDE

Bernie Finlay



ranks seventh in Aztec history... Knocked down 83% of his shots from the charity stripe in 1959, the eighth best single-season percentage at SDSU.

Year	G-GS	Min.-Avg.	FG-FGA	Pct.	3P-3PA	Pct.	FT-FTA	Pct.	Reb	Avg.	PF-D	AT	TO	BS	ST	Pts.	Avg.
57-58	23-na		95-197	.482			66-98	.673	113	4.9	57-na					256	11.1
58-59	24-na		116-266	.436			100-121	.826	150	6.2	62-na					332	13.8
59-60	26-na		168-426	.394			186-234	.795	167	6.4	76-na					522	20.1
Totals	73-na		379-889	.426			352-453	.777	430	5.9	195-na					1,110	15.2

Myron Epps




14. Myron Epps ► Tulare, Calif. ► 1999-00-01-02 1,090 points

A four-year staple on the Aztec roster... The only player from the pre-Steve Fisher era on the 2002 NCAA Tournament team... Played a variety of roles in his career from point production (he led the team in scoring his sophomore season and was second on the squad his freshman and junior seasons), to developing into the Aztecs' key defensive stopper his senior campaign... A fixture in the Aztec lineup that carved his name into the school's record book during his four-year career... Was present during the Aztecs' transformation into a championship program... Epps saw his team's record improve all four seasons, going 4-22 as a freshman, 5-23 as a sophomore, 14-14 as a junior and 21-12 as a senior... Was the 18th player in school history to record 1,000 career points... Had 54 career double-digit scoring games to his credit and led the Aztecs in scoring 27 times and was the team's top rebounder 27 times... Started 58 consecutive games from Dec. 18, 1999, through Dec. 5, 2001 (streak broken Dec. 8, 2001)... First Aztec player to average double-figures in scoring for three consecutive years since Chad Nelson did it in the 1994-95, 1995-96 and 1996-97 seasons... Led San Diego State in field-goal percentage in each of his first three seasons, joining Von Jacobsen (1968-69, 1969-70 and 1970-71) as the only Aztec players to do that in the Division I era... Career SDSU rankings at the he left the program: 12th in scoring (1,090), 10th in field-goal percentage (50.7), tied for second in games (113), fifth in starts since the 1978-79 season (81), fifth in minutes played since the 1978-79 season (2,971), fifth longest consecutive start streak since the 1980-81 season (58).

Year	G-GS	Min.-Avg.	FG-FGA	Pct.	3P-3PA	Pct.	FT-FTA	Pct.	Reb	Avg.	PF-D	AT	TO	BS	ST	Pts.	Avg.
98-99	26-20	758-29.2	116-241	.481	0-2	.000	76-147	.517	145	5.6	56-1	14	48	4	10	308	11.8
99-00	28-25	932-33.3	149-291	.512	2-4	.500	104-172	.605	165	5.9	77-1	18	68	7	10	404	14.4
00-01	28-28	818-29.2	118-215	.549	0-2	.000	75-118	.636	126	4.5	53-0	27	52	2	10	311	11.1
01-02	31-8	463-14.9	24-56	.429	0-1	.000	19-29	.655	72	2.3	47-0	22	32	3	1	67	2.2
Totals	113-81	2,971-26.3	407-803	.507	2-9	.222	274-466	.588	508	4.5	233-2	81	200	16	31	1,090	9.7

Eddie Morris




15. Eddie Morris ► Memphis, Tenn. ► 1980-81-82-83 1,089 points

Led SDSU in scoring in each of his first two seasons coming off the bench and remained a scoring spark during his final two campaigns... Holds the freshman single-game scoring record with 41 points against UNLV in 1980, when he went 20-for-25 from the field... The total remains the fourth best scoring effort in Aztec history... Also ranks fourth on the career steals list with 136.

Year	G-GS	Min.-Avg.	FG-FGA	Pct.	3P-3PA	Pct.	FT-FTA	Pct.	Reb	Avg.	PF-D	AT	TO	BS	ST	Pts.	Avg.
79-80	24-12	665-27.7	144-326	.442			31-54	.574	85	3.5	69-3	30	41	13	24	319	13.3
80-81	25-9	603-24.1	124-280	.443			38-51	.745	65	2.6	70-2	28	34	14	30	286	11.4
81-82	28-18	554-19.8	93-213	.437			30-44	.682	53	1.9	66-3	35	27	1	44	216	7.7
82-83	28-23	805-28.8	122-279	.437			24-33	.727	103	3.7	85-4	35	42	4	38	268	9.6
Totals	105-62	2,627-25	483-1,098	.440			123-182	.676	306	2.9	290-12	127	144	32	136	1,089	10.4

Danny Newport



16. Danny Newport ► San Diego, Calif. ► 1954-55-56 1,048 points

Instrumental component of the 1954 Aztecs that advanced to the NAIA Tournament and helped lead SDSU to a 58-21 (.734) record in his three years on The Mesa... Made an amazing 79.9% of his field goals in his freshman season of 1954, which tops the SDSU list and is better than the all-time NCAA record for a season... Career field goal percentage of 55.2% ranks fifth on the SDSU all-time list.

Year	G-GS	Min.-Avg.	FG-FGA	Pct.	3P-3PA	Pct.	FT-FTA	Pct.	Reb	Avg.	PF-D	AT	TO	BS	ST	Pts.	Avg.
53-54	24-na		107-134	.799			75-113	.664	92	3.8	68-1					289	12.0
54-55	23-na		124-250	.496			84-110	.764	128	5.6	41-1					332	14.4
55-56	29-na		148-302	.490			131-168	.780	110	3.8	54-0					427	14.7
Totals	76-na		379-686	.552			290-391	.742	330	4.3	163-2					1,048	13.8

Milton Phelps



17. Milton Phelps ► East Chicago, Ind. ► 1938-39-40-41 1,043 points

The first great scorer in SDSU history as he was the first Aztec to break the 1,000 mark in 1941... Held the career scoring record for 13 seasons... A three-time NAIA All-American including a two-time first-team selection, the only Aztec to boast either accomplishment... Led SDSU to the NAIA national title in 1941 and the national championship game in each of the previous two seasons.

Year	G-GS	Min.-Avg.	FG-FGA	Pct.	3P-3PA	Pct.	FT-FTA	Pct.	Reb	Avg.	PF-D	AT	TO	BS	ST	Pts.	Avg.
37-38	16-na		83-na				36-na									202	12.6
38-39	31-na		157-na				81-na									395	12.7
39-40	28-na		110-na				62-na									282	10.1
40-41	22-na		64-na				36-na									164	7.5
Totals	97-na		414-na				215-na									1,043	10.8

18. David Miller ► San Diego, Calif. ► 1966-67-68 1,034 points

Assisted Aztecs in two straight NCAA Division II Tournament appearances including a run to the quarterfinals in 1967... Led SDSU in scoring as a senior in 1968 averaging 15.4 points per game.

1,000-Point Scorers



2006 NCAA TOURNAMENT ► 2006 MOUNTAIN WEST CHAMPIONS


Year	G-GS	Min.-Avg.	FG-FGA	Pct.	3P-3PA	Pct.	FT-FTA	Pct.	Reb	Avg.	PF-D	AT	TO	BS	ST	Pts.	Avg.
65-66	26-na		129-280	.461			69-104	.663	140	5.4	63-2					327	12.6
66-67	29-na		117-245	.478			58-99	.586	145	5.0	71-na					292	10.1
67-68	27-na		168-329	.511			79-132	.598	123	4.6	72-na					415	15.4
Totals	82-na		414-854	.485			206-335	.615	408	5.0	206-na					1,034	12.6

19. Leonard Allen ► Port Arthur, Texas ► 1982-83-84-85 **1,019 points**

One of the top big-men in SDSU history... Earned first team all-WAC as a senior in 1985... Leads the Aztec career field goal percentage list as he knocked down 396 out of 692 (.572) shots at SDSU... Also ranks fifth in career rebounds with 724.

Year	G-GS	Min.-Avg.	FG-FGA	Pct.	3P-3PA	Pct.	FT-FTA	Pct.	Reb	Avg.	PF-D	AT	TO	BS	ST	Pts.	Avg.
81-82	29-26	545-18.8	57-106	.538			16-31	.516	107	3.7	57-0	1	47	45	8	130	4.5
82-83	28-28	823-29.4	86-153	.562			21-48	.438	168	6.0	67-1	8	36	41	5	193	6.9
83-84	28-25	823-29.4	95-170	.559			53-86	.616	197	7.0	71-2	5	46	46	9	243	8.7
84-85	31-31	1,000-32.3	158-263	.601			137-204	.672	252	8.1	79-2	8	53	82	14	453	14.6
Totals	116-110	3,191-27.5	396-692	.572			227-369	.615	724	6.2	274-5	22	182	214	36	1,019	8.8

David Miller




20. Tony Bland ► Los Angeles, Calif. ► 2002-03 **1,012 points**

Transferred to San Diego State after playing in 64 games and making 33 starts in two seasons at Syracuse... His decision to come to San Diego State gave the Aztecs instant credibility in the Los Angeles area... All four of his collegiate seasons resulted in winning records and postseason appearances... Three times in his career his team won 21 or more games and advanced to the NCAA Tournament... Had one of the best mid-range games in college basketball, possessing the ability to create space off the dribble... A natural two guard who also played the point to benefit the team... Played for two coaches that have won national championships in Syracuse's Jim Boeheim and Steve Fisher of SDSU... In 2001-02, he became the first player in Mountain West Conference history to rank in the league's top 10 in scoring and assists and top 20 in rebounding in the same season... Ended his college career (including two seasons at Syracuse) with 1,368 points, 331 rebounds, 319 assists and 127 steals... Bland saw action in 127 games and made 95 career starts... Played in all 63 games for San Diego State during the 2001-02 and 2002-03 season... Started 62 of those 63 contests (lone non-start was the home finale his junior season when Steve Fisher started all five seniors)... Led the Aztecs to a 37-26 record in his two seasons and guided SDSU to consecutive postseason appearances for the second time in the school's Division I history... Helped the Aztecs advance to the 2002 NCAA Tournament, SDSU's first appearance in the tourney since 1985 and followed that up with an appearance in the 2003 NIT... SDSU advanced to the second round of the '03 NIT and recorded the school's first Division I postseason victory... In his two seasons at San Diego State, Bland led the Aztecs in points 27 times, rebounds seven times and assists 26 times... He had 56 double-figure scoring games at SDSU (70 career, counting 14 at Syracuse)... Career SDSU ranks upon the completion of his eligibility: 18th in scoring (1,012, most among two-year players), 7th in career scoring average (16.1) and 9th in minutes played since the 1978-79 season (2,182).

Year	G-GS	Min.-Avg.	FG-FGA	Pct.	3P-3PA	Pct.	FT-FTA	Pct.	Reb	Avg.	PF-D	AT	TO	BS	ST	Pts.	Avg.
01-02	33-32	1,140-34.5	185-416	.445	29-81	.358	120-169	.710	131	4.0	52-0	112	95	11	34	519	15.7
02-03	30-30	1,042-34.7	180-392	.459	20-72	.278	113-171	.661	104	3.5	37-1	101	67	10	33	493	16.4
Totals	63-62	2,182-34.6	365-808	.452	49-153	.320	233-340	.685	235	3.7	89-1	213	162	21	67	1,012	16.1

Leonard Allen



21. Kim Goetz ► Moscow, Idaho ► 1978-79 **1,005 points**

One of the best scorers in SDSU history... Second in career scoring with an 18.6 points per game average in his two years with the Aztecs... Holds the record for points in a two-year career... Holds two of the top three scoring efforts in SDSU history as he posted 42 against Colorado State and followed with 44 against Utah in 1979... The 44 points vs. Utah is the top scoring effort against a SDSU conference foe... Averaged 20.5 points his senior season which ranks fourth on the single-season list... The top free-throw shooter in school history with a school record 85.2% career average and 90.2% single season mark from the line.

Year	G-GS	Min.-Avg.	FG-FGA	Pct.	3P-3PA	Pct.	FT-FTA	Pct.	Reb	Avg.	PF-D	AT	TO	BS	ST	Pts.	Avg.
77-78	28-na		206-401	.514			61-76	.803	79	2.8	81-3	53	55	13	19	473	16.9
78-79	26-25	809-31.1	229-451	.508			74-82	.902	115	4.4	86-3	49	41	17	32	532	20.5
Totals	54		435-852	.511			135-158	.854	194	3.6	167-6	102	96	30	51	1,005	18.6

Tony Bland




22. Randy Holcomb ► Chicago, Ill. ► 2001-02 **1,002 points**


The player who helped usher in Steve Fisher's second recruiting class... The first nationally prominent player to sign with the Aztecs in the Fisher era... Signaled the beginning of a new era in San Diego State basketball when he elected to sign with the Aztecs out of junior college... Athletically gifted player who carried much of the offensive burden for the Aztecs during his tenure... Contributed at both forward positions... Heavily recruited out of both high school and junior college... Played for two coaches who won national championships in Fresno State's Jerry Tarkanian and Steve Fisher... Only MWC player selected in the 2002 NBA Draft, as he was picked in the second round (57th overall) by the San Antonio Spurs... Rights were traded with Mike Bryant and draft rights to John Salmons (26th overall) to Philadelphia for Speedy Claxton... Underwent successful arthroscopic surgery to remove loose cartilage and bone chips in his knee prior to his senior season... Started all 61 games at SDSU after transferring from L.A. City College... Led San Diego State to a 35-26 record in his two seasons, when the Aztecs posted a 9-45 record the two years before his arrival... Helped SDSU advance to the NCAA Tournament in 2002 for the first time since 1986... In his two seasons he recorded 19 point-rebound double-doubles (also recorded one double-double while at Fresno State), led SDSU in rebounding 40 times, in scoring 31 times and in assists seven times... Had 63 double-figure scoring games in his career, 56 came while at SDSU... Career SDSU ranks upon the completion of his eligibility: 19th in scoring (1,002), tied for 10th in blocked shots (51), tied for ninth in career starts since 1978-79 season (61).

Year	G-GS	Min.-Avg.	FG-FGA	Pct.	3P-3PA	Pct.	FT-FTA	Pct.	Reb	Avg.	PF-D	AT	TO	BS	ST	Pts.	Avg.
00-01	28-28	863-30.8	163-386	.422	19-65	.292	99-145	.683	185	6.6	73-1	40	91	19	24	444	15.9
01-02	33-33	1067-32.3	220-426	.516	12-40	.300	106-167	.635	296	9.0	83-1	57	116	32	24	558	16.9
Totals	61-61	1930-31.6	383-812	.472	31-105	.295	205-312	.657	481	7.9	156-2	97	207	51	48	1,002	16.4

Kim Goetz



Randy Holcomb



Annual Statistical Leaders



2006 NCAA TOURNAMENT ► 2006 MOUNTAIN WEST CHAMPIONS

► Scoring Average

Year	Name	Gms	FG	3Pt	FT	Pts.	Avg.
22-23	Alden Ross	-	-	-	-	-	-
23-24	Byron Bryant	-	-	-	-	-	-
24-25	Paul Mott	22	-	-	-	259	11.8
25-26	Paul Mott	19	-	-	-	249	13.1
26-27	Paul Mott	14	-	-	-	123	8.8
28-29	Bob Tucker	11	-	-	-	164	14.9
32-33	Art Linkletter	10	29	-	12	70	7.0
33-34	Art Linkletter	16	53	-	35	141	8.8
34-35	Clinton Moss	17	77	-	26	180	10.6
35-36	Byron Lindsley	14	55	-	23	133	9.5
36-37	Byron Lindsley	24	108	-	50	266	11.1
37-38	Milton Phelps	16	83	-	36	202	12.6
38-39	Milton Phelps	31	157	-	81	395	12.7
39-40	Milton Phelps	28	110	-	62	282	10.0
40-41	Dick Mitchell	28	-	-	-	213	7.6
41-42	Jim Ahler	22	67	-	60	194	8.8
42-43	Jim Ahler	23	101	-	64	266	11.6
43-44	Bob Crumley	15	-	-	-	203	13.5
44-45	Bob Crumley	27	-	-	-	328	12.1
45-46	Dick Barnes	16	83	-	43	209	13.1
46-47	Kenny Hale	27	80	-	58	219	8.1
47-48	Tom Keesey	27	130	-	68	328	12.1
48-49	Tom Keesey	26	110	-	71	291	11.2
49-50	Dick Barnes	24	114	-	69	297	12.4
50-51	Bill Meyer	26	103	-	53	259	10.0
51-52	Bob Brady	23	133	-	109	375	16.3
52-53	Bob Brady	28	186	-	213	585	20.9
53-54	Bob Brady	23	142	-	145	429	18.7
54-55	Tony Pinkins	26	126	-	170	422	16.2
55-56	Tony Pinkins	29	187	-	150	524	18.1
56-57	Tony Pinkins	27	182	-	165	529	19.6
57-58	Arch Rambeau	18	107	-	67	281	15.6
58-59	Bernie Finlay	24	116	-	100	332	13.8
59-60	Bernie Finlay	26	168	-	186	522	20.1
60-61	Dick Maureau	24	119	-	107	345	14.4
61-62	Carl Hunter	26	141	-	117	399	15.3
62-63	Jack Shawcroft	26	111	-	83	305	11.7
63-64	Jack Shawcroft	26	136	-	91	363	14.0
64-65	Larry Meek	25	156	-	86	398	15.9
65-66	Al Skalecky	26	172	-	104	448	17.2
66-67	Bob Lundgren	26	176	-	86	438	16.8
67-68	Dave Miller	27	168	-	79	415	15.4
68-69	Von Jacobsen	25	189	-	83	461	18.4
69-70	Von Jacobsen	26	158	-	110	426	16.4
70-71	Gary Schneider	25	154	-	69	377	15.1
71-72	Chris McMurray	28	177	-	98	452	16.1
72-73	Geoff Pete	26	120	-	75	315	12.1
73-74	John Anderson	26	124	-	67	315	12.1
74-75	Will Connelly	27	196	-	87	479	17.7
75-76	Steve Copp	29	207	-	106	520	17.9
76-77	Presnell Gilbert	22	148	-	42	338	15.4
77-78	Kim Goetz	28	206	-	61	473	16.9
78-79	► Kim Goetz	26	229	-	74	532	20.5
79-80	Eddie Morris	24	144	-	31	319	13.3
80-81	Zack Jones	27	183	-	96	462	17.1
81-82	Keith Smith	29	135	-	100	370	12.8
82-83	Michael Cage	28	191	-	165	547	19.5
83-84	Michael Cage	28	250	-	186	686	24.5
84-85	Anthony Watson	31	222	-	100	544	17.5
85-86	► Anthony Watson	28	246	-	138	630	22.5
86-87	Tony Ross	28	152	104	47	455	16.3
87-88	Tony Ross	29	150	100	61	461	15.9
88-89	Mitch McMullen	29	159	-	104	422	14.6
89-90	Shawn Jamison	31	203	-	114	520	16.8
90-91	Marty Dow	29	207	1	79	494	17.0
91-92	Joe McNaull	28	146	-	74	366	13.1
92-93	Joe McNaull	29	131	-	78	340	11.7
93-94	Carlus Groves	22	147	21	87	402	18.3
94-95	Marc Carter	28	148	6	70	372	13.3
95-96	Kareem Anderson	23	121	24	49	315	13.7
96-97	Jason Richey	27	144	64	122	474	17.6
97-98	Jason Richey	25	133	72	96	434	17.4
98-99	Matt Watts	25	141	30	51	363	14.5
99-00	Myron Epps	28	149	2	104	404	14.4

00-01	Randy Holcomb	28	163	19	99	444	15.9
01-02	Al Faux	29	171	66	86	494	17.0
02-03	Tony Bland	30	180	20	113	493	16.4
03-04	Aerick Sanders	30	200	-	82	482	16.1
04-05	Brandon Heath (48th)	29	176	48	132	532	18.3
05-06	► Brandon Heath (66th)	33	204	98	101	607	18.4

► Rebounding Average

Year	Name	Gms	Reb.	Avg.
57-58	Ray Waters	25	194	7.8
58-59	Ed Davidson	18	177	9.8
59-60	Carl Hunter	20	159	8.0
60-61	Norm Ostapinski	24	199	8.3
61-62	Carl Hunter	26	197	7.6
62-63	Larry Meek	26	277	10.7
63-64	Larry Meek	24	220	9.2
64-65	Larry Meek	25	267	10.7
65-66	Al Skalecky	26	356	13.7
66-67	Al Skalecky	29	394	13.6
67-68	Al Skalecky	27	340	12.6
68-69	Eric Martensen	25	278	11.1
69-70	Jon Borchert	26	223	8.6
70-71	Gary Schneider	25	220	8.8
71-72	Chris McMurray	28	350	12.5
72-73	Chris McMurray	14	142	10.1
73-74	Allen Bunting	26	175	6.7
74-75	Will Connelly	27	248	9.2
75-76	Will Connelly	29	258	8.9
76-77	Joel Kramer	28	257	9.2
77-78	Joel Kramer	28	255	9.1
78-79	Steve Malovic	27	265	9.8
79-80	Eddy Gordon	27	239	8.9
80-81	► Michael Cage	27	355	13.1
81-82	Michael Cage	29	256	8.8
82-83	► Michael Cage	28	354	12.6
83-84	► Michael Cage	28	352	12.6
84-85	► Leonard Allen	31	252	8.1
85-86	Steffond Johnson	17	143	8.4
86-87	Gerald Murray	30	238	7.9
87-88	Rodney Hawkins	29	229	7.9
88-89	Mitch McMullen	29	230	7.9
89-90	Shawn Jamison	31	213	6.9
90-91	Marty Dow	29	274	9.5
91-92	Joe McNaull	28	220	7.9
92-93	Joe McNaull	29	238	8.2
93-94	Marc Carter	28	156	5.6
94-95	Marc Carter	28	188	6.7
95-96	Leon Carter	29	218	7.5
96-97	Kevin Betts	27	155	5.7
97-98	Roy Kruswyk	28	235	8.4
98-99	Myron Epps	26	145	5.6
99-00	Marcelo Correa	28	179	6.4
00-01	Randy Holcomb	28	185	6.6
01-02	► Randy Holcomb (46th)	33	296	9.0
02-03	Aerick Sanders	30	228	7.6
03-04	Aerick Sanders (16th)	30	295	9.8
04-05	Marcus Slaughter (34th)	27	242	9.0
05-06	► Marcus Slaughter (6th)	30	329	11.0

► Assist Average

Year	Name	Gms	Ast.	Avg.
72-73	Chris Marlowe	26	56	2.2
73-74	Mark Delsman	26	120	4.6
74-75	Ray Leary	27	99	3.7
75-76	Ray Leary	29	163	5.6
76-77	Dean Decker	28	131	4.7
77-78	Dean Decker	28	176	6.3
78-79	► Tony Gwynn	27	153	5.7
79-80	► Tony Gwynn	27	221	8.2
80-81	Tony Gwynn	26	164	6.3
81-82	► Keith Smith	29	212	7.3
82-83	► Keith Smith	24	137	5.7
83-84	Jeff Konek	28	132	4.7
84-85	► Creon Dorsey	31	171	5.5

85-86	Anthony Watson	28	96	3.4
86-87	Tracy Dildy	28	82	2.9
87-88	Bryan Williams	28	148	5.3
88-89	Bryan Williams	20	95	4.8
89-90	Michael Best	30	125	4.2
90-91	Arthur Massey	28	139	5.0
91-92	Virgil Smith	28	113	4.0
92-93	Jason Hamilton	26	97	3.7
93-94	Chad Nelson	28	90	3.2
94-95	Chad Nelson	28	105	3.8
95-96	Raymond King	29	150	5.2
96-97	Jason Richey	27	106	3.9
97-98	Matt Watts	28	106	3.8
98-99	Donte Wilson	26	75	2.9
99-00	Bradley Jackson	28	101	3.6
00-01	Deandre Moore	25	124	5.0
01-02	Tony Bland	33	112	3.4
02-03	Deandre Moore	30	122	4.1
03-04	Wesley Stokes (25th)	30	175	5.8
04-05	Brandon Heath	29	107	3.7
05-06	Richie Williams	33	127	3.8

► Steal Average

Year	Name	Gms	Steals	Avg.
78-79	Tony Gwynn	27	59	2.2
79-80	Tony Gwynn	27	47	1.7
80-81	Tony Gwynn	26	35	1.3
81-82	Eddie Morris	28	44	1.6
82-83	Keith Smith	24	33	1.4
83-84	Anthony Watson	23	36	1.6
84-85	Anthony Watson	31	74	2.4
85-86	Anthony Watson	28	55	2.0
86-87	Tracy Dildy	28	33	1.2
87-88	Bryan Williams	28	52	1.9
88-89	Michael Best	26	61	2.3
89-90	Michael Best	30	65	2.2
90-91	Arthur Massey	28	46	1.6
91-92	Virgil Smith	28	26	0.9
92-93	► Jason Hamilton	26	55	2.1
93-94	Carlus Groves	22	32	1.5
94-95	Chad Nelson	28	43	1.5
95-96	Raymond King	29	63	2.2
96-97	Chad Nelson	27	58	2.1
97-98	Matt Watts	28	61	2.2
98-99	► Matt Watts	25	65	2.6
99-00	Marcelo Correa	28	36	1.3
00-01	Deandre Moore	25	38	1.5
01-02	Al Faux	29	42	1.4
02-03	Deandre Moore	30	43	1.4
03-04	► Wesley Stokes	30	49	1.6
04-05	► Brandon Heath (43rd)	29	63	2.2
05-06	Richie Williams	33	58	1.8

► Blocked Shots

Year	Name	Gms	Blocks	Avg.
78-79	Steve Malovic	27	34	1.3
79-80	Eddy Gordon	27	43	1.6
80-81	Michael Cage	27	20	0.7
81-82	Leonard Allen	29	45	1.6
82-83	Leonard Allen	28	41	1.5
83-84	Michael Cage	28	47	1.7
84-85	Leonard Allen	31	82	2.6
85-86	Steffond Johnson	17	11	0.6
86-87	Rodney Hawkins	30	34	1.1
87-88	Rodney Hawkins	29	33	1.1
88-89	Mitch McMullen	29	23	0.8
89-90	Marty Dow	23	22	1.0
90-91	Marty Dow	29	46	1.6
91-92	Joe McNaull	28	41	1.5
92-93	Joe McNaull	29	41	1.4
93-94	Marc Carter	28	32	1.1
94-95	Leon Carter	28	25	0.9
95-96	Leon Carter	29	33	1.1
96-97	Kevin Betts	27	24	0.9

Annual Statistical Leaders



2006 NCAA TOURNAMENT ► 2006 MOUNTAIN WEST CHAMPIONS

97-98	Roy Kruswyk	28	21	0.8
98-99	Marcelo Correa	26	26	1.0
99-00	Marcelo Correa	28	27	0.9
00-01	Marcelo Correa	28	32	1.1
01-02	Randy Holcomb	33	32	1.0
02-03	Evan Burns	26	25	1.0
	Aerick Sanders	30	25	0.8
03-04	Aerick Sanders	30	36	1.2
04-05	Marcus Slaughter	27	30	1.1
05-06	Marcus Slaughter	30	31	1.0

► Field-Goal Percentage

Minimum 85 field goals made

Year	Name	FGM	FGA	Pct.
59-60	Bernie Revak	97	240	.404
60-61	Norm Ostapinski	108	243	.444
61-62	Norm Ostapinski	90	192	.469
62-63	Bob Mackey	90	197	.457
63-64	Jim Bowers	124	280	.443
64-65	Jack Shawcroft	82	193	.425
65-66	Rip Barrett	160	310	.516
66-67	Bob Clem	146	291	.502
67-68	Dave Miller	168	329	.511
68-69	Von Jacobsen	189	402	.470
69-70	Von Jacobsen	158	316	.500
70-71	Von Jacobsen	110	192	.573
71-72	Jimmy Wilkins	163	343	.475
72-73	John Anderson	114	234	.486
73-74	Brad McNamara	125	281	.430
74-75	Will Connelly	196	410	.478
75-76	Joel Kramer	99	188	.527
76-77	Mike Dodd	86	166	.518
77-78	Steve Malovic	145	259	.560
78-79	Steve Malovic	192	350	.549
79-80	Tony Gwynn	109	226	.482
80-81	Michael Cage	115	206	.558
81-82	Donell Plummer	119	234	.509
82-83	Michael Cage	191	335	.570
83-84	Michael Cage	250	445	.562
84-85	Leonard Allen	158	263	.601
85-86	Steffond Johnson	103	210	.490
86-87	Gerald Murray	129	240	.538
87-88	Rob Hawkins	137	250	.548
88-89	Mitch McMullen	159	274	.580
89-90	Shawn Jamison	203	361	.562
90-91	Marty Dow	207	362	.572
91-92	Joe McNaull	146	252	.579
92-93	Keith Balzer	120	233	.515
93-94	Carlus Groves	147	301	.488
94-95	Chad Nelson	93	222	.419
95-96	Leon Carter	138	228	.605
96-97	Kevin Betts	95	167	.569
97-98	Kevin Betts	110	184	.598
98-99	Myron Epps	116	241	.481
99-00	Myron Epps	149	291	.512
00-01	Myron Epps	118	215	.549
01-02	Mike Mackell	129	246	.524
02-03	Mike Mackell	162	297	.545
03-04	Aerick Sanders (35th)	200	361	.554
04-05	Marcus Slaughter	165	352	.469
05-06	Kyle Spain	90	182	.495

► Free-Throw Percentage

Minimum 50 free throws made

Year	Name	FTM	FTA	Pct.
59-60	Bernard Finlay	186	234	.795
60-61	Carl Hunter	107	138	.775
61-62	Dick Maureau	97	137	.708
62-63	Jack Shawcroft	83	112	.741
63-64	Jack Shawcroft	91	113	.805
64-65	Al Catlin	56	82	.683
65-66	Rick Eveleth	57	82	.695
66-67	Gary McCoy	78	99	.788
67-68	Bob Lundgren	57	77	.740

68-69	Rip Barrett	48	57	.842
69-70	Mike Spilger	70	84	.833
70-71	Gary Schneider	69	81	.852
71-72	Chris McMurray	98	125	.784
72-73	Brad McNamara	47	58	.811
73-74	Allen Bunting	50	63	.794
74-75	Steve Copp	85	128	.664
75-76	Will Connelly	107	153	.699
76-77	Mark Delsman	65	80	.813
77-78	Steve Malovic	77	95	.810
78-79	Kim Goetz	74	82	.902
79-80	Tony Gwynn	83	105	.790
80-81	Michael Cage	65	86	.756
81-82	Donell Plummer	71	100	.710
82-83	Michael Cage	165	221	.747
83-84	Jeff Konek	54	71	.761
84-85	Anthony Watson	100	128	.781
85-86	Anthony Watson	138	182	.758
86-87	Josh Lowery	56	88	.636
87-88	Tony Ross	61	75	.813
88-89	Tony Ross	55	65	.846
89-90	Marty Dow	79	104	.760
90-91	Arthur Massey	93	120	.775
91-92	Courtie Miller	58	88	.659
92-93	Courtie Miller	107	131	.817
93-94	Courtie Miller	77	95	.811
94-95	Chad Nelson	122	157	.777
95-96	Chad Nelson	91	114	.798
96-97	Chad Nelson	142	166	.855
97-98	Jason Richey	96	112	.857
98-99	Marcelo Correa	58	82	.707
99-00	Bradley Jackson	57	77	.740
00-01	Marcelo Correa	56	74	.757
01-02	Mike Mackell	91	125	.728
02-03	Tony Bland	113	171	.661
03-04	Wesley Stokes	74	102	.725
04-05	Brandon Heath	132	161	.820
05-06	► Brandon Heath (37th)	101	119	.849


► Three-Point Field Goal Pct.

Minimum 25 three-point field goals made

Year	Name	3FG	3FGA	Pct.
86-87	Tony Ross	104	223	.466
87-88	Tony Ross	100	213	.469
88-89	Tony Ross	66	153	.431
89-90	Michael Hudson	27	80	.338
90-91	Arthur Massey	39	135	.289
91-92	Tony Clark	42	119	.353
92-93	Jason Hamilton	28	56	.500
93-94	Derric Croft	49	152	.322
94-95	Chad Nelson	27	77	.351
95-96	Paul Jarrett	37	101	.366
96-97	Brady Trenkle	29	71	.408
97-98	Jason Richey	72	202	.356
98-99	David Abramowitz	29	87	.333
99-00	David Abramowitz	39	115	.339
00-01	Al Faux	40	95	.421
01-02	Al Faux	66	161	.410
02-03	Steve Sir	46	114	.404
03-04	John Sharper	30	75	.400
04-05	John Sharper	43	117	.368
05-06	John Sharper	79	188	.420

► Minutes Played

Year	Name	Gms	Mins.	MPG
78-79	Steve Malovic	27	958	35.5
79-80	Tony Gwynn	27	838	31.0
80-81	Michael Cage	27	1,031	38.2
81-82	Michael Cage	29	1,076	37.1
82-83	Michael Cage	28	1,070	38.2
83-84	Michael Cage	28	1,085	38.8
84-85	Leonard Allen	31	1,000	32.3
85-86	Anthony Watson	28	965	34.5
86-87	Rodney Hawkins	30	827	27.6



Randy Holcomb led the team in scoring and rebounds during the 2000-01 season.

87-88	Rob Hawkins	29	1,017	35.1
88-89	Sam Johnson	28	942	33.6
89-90	Shawn Jamison	31	1,082	34.9
90-91	Marty Dow	29	1,030	35.5
91-92	Joe McNaull	28	814	29.1
92-93	Jason Hamilton	26	874	33.6
93-94	Derric Croft	28	971	34.7
94-95	Chad Nelson	28	1,044	37.3
95-96	Chad Nelson	29	1,019	35.1
96-97	Jason Richey	27	947	35.1
97-98	Matt Watts	28	997	35.6
98-99	Donte Wilson	26	792	30.5
99-00	Myron Epps	28	932	33.3
00-01	Randy Holcomb	28	863	30.8
01-02	Tony Bland	33	1,140	34.5
02-03	Tony Bland	30	1,042	34.7
03-04	Aerick Sanders	30	1,025	34.2
04-05	Brandon Heath	29	997	34.4
05-06	Brandon Heath	33	1,164	35.3

► Denotes conference leader. Number to the right of the name indicates national ranking in that category.

Letterwinners



2006 NCAA TOURNAMENT ► 2006 MOUNTAIN WEST CHAMPIONS

LETTERWINNERS ◀ HISTORY

A (19)

Abramowitz, David - 1999, 00, 01
Abukar, Mohamed - 2006
Adair, Dick - 1948
Adams, Bob - 1955, 56
Adams, Dave - 1944
Adams, John - 1965
Ahler, Jim - 1941, 42, 43
Allen, Leonard - 1982, 83, 84, 85
Allison, Earl - 1939, 40, 41
Ambrose, Matt - 1994
Amend, Ray - 1924
Anderson, Jack - 1936, 37, 38
Anderson, John - 1973, 74
Anderson, Kareem - 1996
Archie, Robert - 1997
Arner, Andy - 1968, 69
Arrendondo, Joe - 1955
Attles, Al - 1984
Awery, Glen - 1951

B (52)

Babick, Johnny - 1943
Backo, Al - 1966
Ballou, Bob - 1969
Balsey, Joe - 1955
Balzer, Keith - 1991, 93
Banks, Marcus - 1992, 93
Barefield, Ray - 1991, 92, 93
Barnes, Dick - 1946
Barnett, Brett - 1978
Barrett, Rip - 1966, 68, 69
Barstow, Ken - 1972, 73
Baskin, Jon - 1987
Beck, Paul - 1955
Beck, Terry - 1969
Bell, Shawn - 1989
Bell, Tom - 1964
Berokoff, Jeffrey - 1999, 00
Berry, Richard - 1925
Best, Michael - 1989, 90
Betts, Kevin - 1997, 98
Blackmon, Ken - 1979
Bland, Tony - 2002, 03
Bobin, Jeff - 1986
Bolander, Walter - 1924
Bond, Kevin - 1981, 82
Boogard, Dick - 1967
Borchert, Jon - 1970, 71
Bostrom, Walter - 1932, 33, 34
Boucher, Charlie - 1950
Bowers, Jim - 1963, 64, 65
Bradley, Dennis - 1966
Brady, Bob - 1952, 53, 54
Branch, Fred - 1977, 78
Braun, Tod - 1964
Brennen, Bob - 1968
Briggs, Gerald - 1953
Brorson, Don - 1946
Brown, Aaron - 1998
Brown, Bob - 1932, 33, 34
Brown, Hal - 1957, 58, 59
Brown, Jerry - 1976, 77, 79, 80
Brown, Kevin - 1986
Brown, Lloyd - 1924
Brucker, Gene - 1944, 45
Bryant, Byron - 1924, 25
Buehlman, Bill - 1936
Bullen, Howard - 1925
Bunting, Al - 1974, 75, 76

Burlison, Bob - 1975
Burns, Evan - 2003
Burns, Linden - 1935, 36, 37
Busch, Dinon - 1926, 27

C (32)

Cage, Michael - 1981, 82, 83, 84
Caldwell, Bud - 1946
Caldwell, Ken - 1944
Caldwell, Steve - 1982
Callender, Dave - 1965, 66
Camara, Mohamed - 2005, 06
Campbell, William - 1987
Canfield, Craig - 1970
Carr, Lawrence - 1926, 27, 28, 29
Carr, Terry - 1983
Carroll, Bill - 1945
Carson, Vince - 1975
Carter, Leon - 1995, 96
Carter, Marc - 1994, 95
Catlin, Al - 1964, 65
Clark, Gary - 1962
Clark, Stephen - 1997
Clark, Tony - 1992
Clarkson, Don - 1932, 34, 35
Clem, Bob - 1966, 67, 68
Colonelli, Pete - 1961
Connelly, Will - 1975, 76, 77
Contreras, Raul - 1975
Cook, Stuart - 1925, 26
Copp, Steve - 1973, 74, 75, 76
Cornish, Kevin - 1979
Correa, Marcelo - 1998, 99, 00, 01
Cox, John - 1969, 70
Cowmey, Bill - 1955
Croft, Derric - 1994
Crumly, Bob - 1944, 45, 46
Curry, Kevin - 1995

D (33)

Davidson, Ed - 1959
Davis, Brett - 1977
Davis, Chris - 1992, 94, 95
Davis, Joe - 1941, 42, 43
Davis, Keith - 1982
Davis, Trimaine - 2003, 04, 05, 06
Dawson, Stan - 1969
Deal, Walter - 1925
DeBolt, Paul - 1976
Decker, Dean - 1977, 78
Delauer, Don - 1938, 39, 40
Delsman, Mark - 1974, 75, 76, 77
DePablo, Louis - 1933, 34
DesRochers, Dave - 1986
DeVore, Chet - 1941, 42
DeWeese, Al - 1930
DeWeese, Jim - 1930
Dildy, Tracy - 1986, 87
Dilley, Eldon - 1925, 26, 31
Dishong, Rodger - 1954, 57
Dixon, William - 1988
Dixon, Rex - 1938
Dodds, Mike - 1976, 77, 78, 79
Doherty, Jim - 1958, 59, 60
Donohue, Jim - 1948
Dorsey, Creon - 1985, 86
Dotson, George - 1924, 25, 26
Doughty, Ted - 1955
Douglas, Merrill - 1931
Dow, Marty - 1990, 91
Downing, Bill - 1943

Drake, Sam - 1950, 51
Ducey, Ted - 1952

E (11)

Earle, Gary - 1974, 75, 76
Earnest, Ken - 1945
Echle, Andy - 1939, 40, 41
Egerer, Tom - 1971
Ennis, Bill - 1967
Epps, Myron - 1999, 00, 01, 02
Espinoza, Juan - 1987
Estes, Lou - 1944
Estey, Roger - 1952, 53
Evans, Steve - 1958
Eveleth, Rick - 1966, 67, 68

F (14)

Falconer, Craig - 1969
Faux, Al - 2001, 02
Fickheisen, Ed - 1933
Fields, Roy - 1952, 53, 54
Fields, Tye - 1997
Finlay, Bernard - 1958, 59, 60
Fischer, Dick - 1960
Fitzgerald, Bill - 1943
Fitzgerald, Jack - 1936, 37, 38
Fitzpatrick, Harold - 1924
Foster, John - 1966
Frame, Joe - 1936
Franklin, Syd - 1950
Frishman, Brian - 1977

G (26)

Gaines, Darryl - 1986
Gardner, Trent - 1995
Garnier, Tony - 1962, 63
Garwood, John - 1981, 82
Gay, R. Michael - 1978, 79
Geddis, Terence - 1929
Gehring, Rich - 1956, 57
Gillespie, Bill - 1957, 58
Gilbert, Kevin - 1981
Gilbert, Presnell - 1977
Glithero, Forrest - 1963, 64
Goetz, Kim - 1978, 79
Goldie, Alex - 1937, 38
Gonsalves, Joe - 1945
Goodbody, Bernard - 1946, 47
Gordon, Eddy - 1980, 81, 82, 83
Gordon, Mick - 1952
Graham, Charles - 1944
Gray, Dion - 1995
Green, Bob - 1975
Griffin, Hal - 1960, 61
Grissom, David - 1984
Gross, Morris - 1923, 24, 27
Groves, Carlus - 1994
Gumina, Sal - 1945, 46, 47, 48
Gwynn, Tony - 1978, 79, 80, 81

H (42)

Hadley, Clyde - 1962, 63
Hagen, Herman - 1968, 69
Hale, Hilton - 1978
Hale, Kenneth - 1941, 46, 47
Hamilton, Jason - 1993
Hamilton, Marcus - 1979, 81
Hamilton, Terrence - 1991, 92, 93, 94
Hampton, Charles - 1946, 47

Hancock, John - 1922, 23
Hankins, Don - 1943
Hannon, John - 1954, 55, 56
Hanour, Travis - 2003, 05
Harge, Ira - 1984, 85
Harris, Jimmy - 1971, 72
Harris, Mason - 1938, 39, 40
Hartzog, Ernie - 1953, 54
Haupt, Mike - 1985
Hawkins, Rob - 1986
Hawkins, Rodney - 1987
Head, Drew - 1980, 81
Heath, Brandon - 2004, 05, 06
Hegerle, Don - 1952, 55, 56
Hemming, Bob - 1930
Hendrickson, Danny - 1961, 62
Higgins, Howie - 1960, 61
Hildreth, James - 1929, 30
Hindricks, Dan - 1960
Hodgetts, Harry - 1939, 40, 41
Hoerner, Brett - 2006
Hoheisal, Jack - 1929, 31
Holcomb, Randy - 2001, 02
Holden, Chris - 1979, 80, 81, 82
Holland, Steve - 1984
Honaker, Kevin - 1990
Hoss, Bob - 1964, 65, 66
Houston, Cal - 1943
Huddleston, Clarence - 1943
Hudson, Michael - 1990
Hulburt, Jerry - 1961
Hunt, Wilson - 1932, 33, 34
Hunter, Carl - 1960, 61, 62
Hutchinson, Bill - 1947, 48, 49, 50

I (1)

Ines, Jared - 2005

J (15)

Jackson, Bradley - 2000
Jackson, Dana - 1989
Jacobs, Don - 1959
Jacobsen, Von - 1969, 70, 71
Jamison, Shawn - 1990
Jarrett, Paul - 1996
Joerndt, Ashley - 1932
Johnson, Sam - 1988, 89
Johnson, Steffond - 1986
Johnson, Tommy - 2002, 03, 04, 05
Jones, Larry - 1972, 73
Jones, Tim - 1962, 63
Jones, Rodney - 1989, 90
Jones, Zack - 1981, 82
Joyce, Bruce - 1962

K (17)

Kaplansky, David - 1998, 99
Keeseey, Tom - 1948, 49, 50
Kelley, Wilbur - 1938
Kennedy, Bob - 1947, 48
Kennedy, Mike - 1984, 85
King, Raymond - 1996
Klauser, Jack - 1930
Knudsen, Craig - 1974
Konek, Jeff - 1984, 85
Kopicki, Steve - 1983
Kopp, Frank - 1927
Kovac, Bob - 1975, 76
Kovacic, Karlo - 2001, 02
Kramer, Joel - 1974, 76, 77, 78

AZTEC BASKETBALL MEDIA GUIDE

Letterwinners



2006 NCAA TOURNAMENT ► 2006 MOUNTAIN WEST CHAMPIONS

Kruiswyk, Roy - 1997, 98
Krymer, Larry - 1944, 45
Kuykendall, Bob - 1949

L (15)

Lake, Louis - 1962
Lamb, Chris - 2006
Lavender, Joe - 1970, 71
Leary, Ray - 1974, 75, 76
Lee, Bill - 1961
Lee, Rock - 1978
Leech, Steve - 1971
Lewis, James - 1991
Lindsley, Byron - 1935, 36, 37
Linkletter, Art - 1932, 33, 34
Lipscomb, Jeff - 1973
Low, John - 1960
Lowery, Josh - 1986, 87
Lorenz, Dave - 1966, 67
Lundgren, Bob - 1967, 68

M (48)

MacGillivray, George - 1933
Mackell, Mike - 2002, 03
MacKey, Bob - 1963, 64, 65
Malovic, Steve - 1978, 79
Manker, Chris - 2003, 04, 05
Mann, Joe - 1999, 00
Marion, Michael - 2000, 01
Marlowe, Chris - 1971, 72, 73
Marsielles, Bill - 1962, 63
Martens, John - 1983, 85, 86
Martin, Ron - 1995, 96
Martinsen, Eric - 1968, 69, 70
Massey, Arthur - 1990
Maupin, Jack - 1942
Maureau, Dick - 1961-62
Maxwell, Bruce - 1922-23
Mayviers, Ron - 1961
McCoy, Gary - 1965, 67
McDaniel, James - 1922
McGrath, Tim - 2006
McKay, Dave - 1951, 52, 53
McKee, Dick - 1946
McKinney, Chris - 1991
McMullen, Mitch - 1988, 89
McMurray, Chris - 1972
McNamara, Brad - 1973, 74
McNaull, Joe - 1991, 92, 93
Meek, Larry - 1963, 64, 65
Mendoza, Joe - 1980, 81
Metzler, Don - 1951, 52
Meyer, Bill - 1951, 52, 53
Mickelsen, Noel - 1953, 54, 55, 56
Miles, Terry - 1931, 32, 33
Milke, George "Bud" - 1949, 50, 51
Miller, Courtie - 1991, 92, 93, 94
Miller, Dave - 1966, 67, 68
Mitchell, Dick - 1940, 41, 42
Molle, John - 1992
Monahan, Jim - 1955
Moore, Deandre - 2001, 02, 03
Moore, Ed - 1942, 43
Morris, Eddie - 1980, 81, 82, 83
Morrison, Alvin "Babe" - 1922, 23
Moss, Clinton - 1935
Mott, Paul - 1925, 26, 27, 28
Mulder, Gerald - 1957, 58, 59
Murray, Gerald - 1984, 85, 87
Murrillo, Sef - 1941

N (13)

Neal, Blake - 1957, 58, 59
Neil, Mike - 1960
Nelson, Chad - 1994, 95, 96, 97
Nettles, Graig - 1964, 65
Newlee, Barney - 1942, 46, 47
Newport, Danny - 1954, 55, 56
Nichols, Bert - 1937
Noonan, Tom - 1957, 58
Nordquist, Al - 1956, 57
Northcut, Russ - 1971
Nottbusch, Frank - 1934, 35
Nuen, Ken - 1968, 69
Nuttal, Don - 1947, 48, 49

O (9)

O'Brien, John - 1967
O'Day, Al - 1932
Ofner, Mike - 1961, 62
Okotie, Vince - 1999, 00
Olinger, Vane - 1948
Olmsted, Dave - 1966, 67
Ostapinski, Norm - 1961, 62
Owens, Bobbie - 1983, 84, 85
Owens, Tim - 1967, 68

P (23)

Palmgren, Ben - 1936, 37
Patrick, Jerry - 1943
Patterson, Bill "Pat" - 1938, 41
Penwarden, Ray - 1938
Perez, Ed - 1964
Perry, Francis - 1935, 37
Pete, Geoff - 1971, 72, 73
Phelps, Bobby - 1950, 51
Phelps, Milton - 1939, 40, 41
Phillips, Gene - 1960
Phillips, Larry - 1961
Pierce, Dick - 1964, 65
Pinkins, Braxton - 1956, 57, 58
Pinkins, Tony - 1955, 56, 57
Pledger, Jim - 1966
Plummer, Donell - 1982
Pollard, Mark - 1988, 91
Poole, Jim - 1952, 53, 54
Porter, Will - 1997
Powell, Bob - 1967
Power, Ray - 1944
Preisler, Eddie - 1938, 39, 40
Pruitt, Paul - 1950, 51, 52

Q (1)

Quade, Bud - 1942, 43

R (25)

Rambeau, Arch - 1956, 57, 58
Randle, Berry - 1993, 94, 95, 96
Ranson, Jimmy - 1979, 80
Rasmussen, Michael - 1982
Reed, David - 1983
Rees, Bob - 1957
Reid, Bob - 1952, 53, 54
Reinhardt, Brian - 1996, 97
Revak, Bernie - 1958, 59, 60
Richey, Jason - 1997, 98
Riley, Dave - 1974
Riley, Dick - 1950

Ringo, Robert - 1992, 93
Ritland, Osmond - 1930, 31
Roberts, George - 1963, 64
Rock, Lincoln - 1942
Rodriguez, Rigo - 1948, 49, 50
Rogers, Caldin - 1988
Ropper, Dick - 1960
Ross, Alden - 1922, 23
Ross, Andre - 1984, 85
Ross, Fred - 1998
Ross, Tony - 1987, 88, 89
Rundell, Paul - 1947, 48, 49
Rutledge, Darius - 1996

S (56)

Sadis, Ron - 1960, 61
Saipaia, Ia - 1977
Sams, Jim - 1954, 55, 56
Samuelson, Ray - 1970
Sanders, Aerick - 2001, 02, 03, 04
Sanders, Jason - 1994
Sands, Anthony - 1984, 85
Scheel, Lyman - 1922
Schneider, Gary - 1970, 71
Schumann, Bob - 1968
Scruggs, Johnny - 1986, 87
Seiler, Ben - 1951
Seiler, Bob - 1948
Sellwood, John - 1940, 41
Service, John - 1973
Sharper, John - 2003, 04, 05, 06
Shawcroft, Jack - 1963, 64, 65
Shepard, John - 1940
Shewman, Byron - 1969
Short, Roy - 1952
Simon, Bob - 1970
Singleton, Herman - 1996
Sir, Steve - 2003
Skalecky, Al - 1966, 67, 68
Skalecky, John - 1968, 69, 70
Slaughter, Marcus - 2004, 05, 06
Small, Walter - 1999, 00
Smith, Brandon - 2002
Smith, Charles - 1927, 28, 30, 31
Smith, Chris - 1972
Smith, Don - 1946, 47, 48, 49
Smith, Howard - 1969
Smith, Keith - 1982, 83
Smith, Mark - 1980, 81
Smith, Sid - 1971
Smith, Tyler - 2005
Smith, Virgil - 1992
Smith, Will - 1966
Smyth, Ed - 1936
Spain, Kyle - 2006
Spilger, Mike - 1969, 70
Squires, John - 1923, 24
Stadnyk, Harry - 1961, 62
Stanley, Willie - 1974, 75
Steele, Willie - 1947
Steffan, Mike - 1961, 62
Steinly, Neal - 1988, 89, 90
Stephens, Les - 1952
Stewart, Dennis - 1980
Stewart, Nelson - 1991, 92
Stocking, Jack - 1938
Stokes, Wesley - 2004
Strasburg, Roger - 1968, 69
Stryker, John - 1960
Summers, Hal - 1942, 43, 46
Swezet, John - 1947

T (18)

Tazelaar, Dick - 1936
Teague, Dan - 1973, 74
Telford, George - 1926
Tenney, Tom - 1962, 63, 64
Tenwolde, Harry - 1928, 29, 30
Thomas, Matt - 2005, 06
Thomas, Nelson - 1928
Thompson, George "Bud" - 1937, 38, 39
Thompson, Vernon - 1990, 91
Tibbs, Ted - 1974
Timmons, Jay - 1947
Tompkins, Herb - 1941, 42, 47
Trenkle, Brady - 1995, 97, 99
Tuck, Leo - 1949, 50, 51
Tucker, Bob - 1931, 32
Tucker, Herb - 1933, 34
Turner, Jay - 1955
Tyres, John - 1934, 35

V (5)

Van Rennselaer, John - 1922
Van Velzen, Al - 1970
Viera, Brian - 1982
Visnjic, Josko - 1998
Vurgason, Jo - 1922

W (29)

Walden, Denzil - 1943
Walters, Chris - 1993-94
Walters, Ray - 1958-59
Walton, Chris - 2001, 02, 04, 05
Ward, David - 1982-83
Wardrop, Ben - 2003, 04
Watson, Anthony - 1983-84-85-86
Watts, Matt - 1998-99
Weishans, Jeff - 1975
Wells, Cliff - 1929
Whitcomb, Ken - 1952
White, Eeric - 1989-90
White, Markee - 2003
Wilkens, Jimmy - 1971-72
Williams, Bryan - 1988
Williams, Jim - 1936
Williams, John - 1966
Williams, Richie - 2006
Williams, Willie - 1961-62
Wills, Larry - 1963-64-65
Wilson, Art - 1928-29-30
Wilson, Charles - 1933-34-35
Wilson, Donte - 1999-2000
Wilson, Harry - 1950
Wilson, Harry - 1957
Wilson, Jim - 1942
Woodmansee, Ray - 1954-55-56
Wulfemeyer, Ken - 1948
Wulff, Lee - 1924

Y (1)

Young, Ralph - 1924

Z (2)

Ziegenfuss, Fritz - 1963-64-65
Zinser, Glenn - 1937-38

SDSU Division I Era Stats



2006 NCAA TOURNAMENT ► 2006 MOUNTAIN WEST CHAMPIONS

The following pages reflect the career statistics of all San Diego State players for the Division I era (from the 1970-71 season to present). The statistics below represent career totals for only those seasons which were played at the Division I level. Furthermore, foul outs (1972), assists (1973), minutes (1979), steals (1979), blocked shots (1979), turnovers (1979) and game started (in 1979) have only recently been kept. Those stats are only listed below if they were kept during the players' entire career. The three-point field goal was added prior to the 1986-87 season. All years below refer to the year in which the season ended (e.g. the 2003-04 season is listed as 04). W - indicates number of SDSU victories in which the player participated (including all players since 1975-76 season).

SDSU Composite Division I Statistics

Player	GP	GS	TOTAL			3-PTS			REBOUNDS			PF-FO			A			Pts	Avg	W			
			Min	Avg	FG-FGA	Pct	3FG-FGA	Pct	FT-FTA	Pct	Off	Def	Tot	Avg	PF	FO	A				TO	Blk	Stl
Abramowitz, David	99-00-01	79	19	1720	21.8	154-427	.361	98-284	.345	66-80	.825	23	107	130	1.6	103-2	189	137	1	81	472	6.0	23
Abukar, Mohamed	06	22	21	668	30.4	118-242	.488	8-28	.286	70-86	.814	41	63	104	4.7	58-1	22	43	14	21	314	14.3	17
Allen, Leonard	82-83-84-85	116	110	3191	27.5	396-692	.572			227-369	.615			724	6.2	274-5	22	182	214	36	1019	8.8	76
Ambrose, Matt	94	23	0	278	12.1	12-34	.353	0-0	.000	34-54	.630	30	26	56	2.4	58-2	11	24	7	5	58	2.5	11
Anderson, John	73-74	52				238-547	.435			125-193	.648			354	6.8	163-9	78				601	11.6	22
Anderson, Kareem	96	23	23	634	27.6	121-289	.419	24-69	.348	49-73	.671	44	68	112	4.9	50-0	28	45	0	28	315	13.7	11
Archie, Robert	97	15	0	56	3.7	3-11	.273	1-4	.250	1-3	.333	4	6	10	0.7	6-0	2	5	1	1	8	0.5	5
Aronson, Doug	86	1	0	2	2.0	0-0	.000			0-0	.000			1	1.0	1-0	0	0	0	0	0	0.0	0
Attles, Alvin	84	3	0	5	1.7	0-0	.000			0-2	.000			2	0.7	1-0	1	1	0	0	0	0.0	3
Avery, Howard	79	6	1	104	17.3	14-32	.438			6-11	.545			5	0.8	7-0	32	29	0	15	34	5.7	4
Baker, Norm	84	2	0	6	3.0	0-0	.000			0-1	.000			0	0.0	1-0	0	4	0	0	0	0.0	2
Balzer, Keith	91-92-93	52	38	1249	24.0	214-418	.512	7-22	.318	86-124	.694	119	155	274	5.3	126-4	47	89	37	57	521	10.0	16
Banks, Marcus	92-93	45	6	438	9.7	59-117	.504	0-0	.000	31-57	.544	44	47	91	2.0	72-3	2	37	37	2	149	3.3	10
Barefield, Ray	91-92-93	73	35	1675	23.0	125-364	.343	10-50	.200	101-162	.623	73	134	207	2.8	124-2	159	165	3	53	361	4.9	19
Barnett, Brett	78	8				3-8	.375			1-3	.333			7	0.9	5-0	0				7	0.9	8
Barstow, Ken	72-73	38				44-120	.367	0-0	.000	16-37	.432	0	0	128	3.4	49-1					104	2.7	
Baskin, Jon	87	16	0	107	6.7	7-20	.350	0-0	.000	7-11	.636	4	18	22	1.4	17-0	1	14	2	5	21	1.3	1
Bell, Shawn	89	29	27	881	30.4	149-298	.500	3-22	.136	52-82	.634	62	113	175	6.0	73-3	77	81	14	33	353	12.2	12
Berokoff, Jeffrey	99-00	53	16	836	15.8	67-187	.358	31-106	.292	42-66	.636	31	52	83	1.6	101-4	67	77	2	38	207	3.9	9
Best, Michael	89-90	56	46	1730	30.9	246-602	.409	107-292	.366	58-88	.659	78	155	233	4.2	165-12	238	199	14	126	657	11.7	24
Betts, Kevin	97-98	55	55	1665	30.3	205-351	.584	3-20	.150	154-227	.678	130	194	324	5.9	167-10	75	145	40	81	567	10.3	25
Blackmon, Ken	79-80	14	0	25	1.8	4-11	.364			2-2	1.000			4	0.3	7-0	1	4	0	1	10	0.7	6
Bland, Tony	02-03	63	62	2182	34.6	365-808	.452	49-153	.320	233-340	.685	61	174	235	3.7	89-1	213	162	21	67	1012	16.1	37
Bobin, Jeff	86	16	0	71	4.4	3-7	.429			3-4	.750			12	0.8	9-0	4	6	3	1	9	0.6	5
Bond, Kevin	81-82	27	4	157	5.8	9-30	.300			4-7	.571			21	0.8	37-0	24	27	1	1	22	0.8	14
Borchert, Jon	71	12				23-55	.418			26-31	.839			71	5.9	28					72	6.0	4
Boyes, Tad	01	3	0	4	1.3	2-3	.667	0-0	.000	0-0	.000	0	0	0	0.0	0-0	0	0	0	1	4	1.3	3
Bradley, David	81	2	0	11	5.5	3-11	.273			0-0	.000			1	0.5	1-0	0	1	1	0	6	3.0	2
Brady, Bob	71	7				1-6	.167			0-4	.000			2	0.3	3					2	0.3	7
Branch, Fred	77-78	47				108-226	.478			47-85	.553			252	5.4	100-5	40				263	5.6	26
Brandenburg, Bart	92	1	0	1	1.0	1-1	1.000	1-1	1.000	0-0	.000	0	0	0	0.0	0-0	0	0	0	0	3	3.0	1
Braun, Todd	84	2	0	2	1.0	1-2	.500			0-0	.000			0	0.0	0-0	0	2	0	0	2	1.0	2
Brown, Aaron	98	25	0	163	6.5	4-11	.364	0-1	.000	3-6	.500	9	21	30	1.2	14-0	6	6	2	3	11	0.4	12
Brown, Jerry	76-77-79-80	71				112-262	.427			27-46	.587			204	2.9	89-1	17				251	3.5	31
Brown, Kevin	86-87	41	20	779	19.0	50-139	.360	0-0	.000	21-51	.412			169	4.1	71-1	8	31	12	19	121	3.0	12
Brown, Randy	72	5				1-2	.500			0-0	.000			4	0.8	2-0					2	0.4	5
Brucks, Jerry	73	2				1-4	.250			0-0	.000			2	1.0	0-0	0				2	1.0	0
Bryant, Kent	87	3	0	10	3.3	1-4	.250	0-0	.000	0-0	.000	1	1	2	0.7	2-0	0	2	0	0	2	0.7	0
Bunting, Allen	74-75-76	78				271-630	.430			98-148	.662			456	5.8	202-8	92				640	8.2	34
Burlison, Bob	75	2				1-3	.333			1-3	.333			4	2.0	1-0	1				3	1.5	
Burns, Evan	03	26	8	582	22.4	90-183	.492	14-47	.298	46-60	.767	42	90	132	5.1	77-0	29	47	25	32	240	9.2	14
Cage, Michael	81-82-83-84	112	112	4262	38.1	679-1238	.548			488-667	.732			1317	11.8	206-2	98	233	118	126	1846	16.5	68
Caldwell, Steve	82	26	0	233	9.0	15-46	.326			12-20	.600			21	0.8	41-1	46	24	2	2	42	1.6	17
Campbell, William	87	26	3	380	14.6	34-78	.436	4-11	0.364	29-47	.617	13	37	50	1.9	34-0	52	36	3	14	101	3.9	4
Camara, Mohamed	05-06	61	30	928	15.2	65-142	.458	0-0	.000	21-67	.313	102	124	226	3.7	116-3	26	43	35	33	151	2.5	34
Carr, Terry	83	23	1	266	11.6	4-19	.211			16-28	.571			17	0.7	27-0	37	31	0	16	24	1.0	15
Carson, Vince	75	18				35-90	.389			16-24	.667			76	4.2	30-1	19				86	4.8	
Carter, Leon	95-96	57	48	1584	27.8	211-370	.570	1-5	.200	137-196	.699	156	239	395	6.9	190-9	42	87	58	38	560	9.8	26
Carter, Marc	94-95	56	53	1617	28.9	291-690	.422	11-57	.193	118-224	.527	129	215	344	6.1	194-12	49	105	55	55	711	12.7	23
Clark, Stephen	97-98	33	2	523	15.9	35-97	.361	1-7	.143	21-36	.583	32	62	94	2.8	56-2	14	29	15	15	92	2.8	14
Clark, Tony	92-93	28	21	815	29.1	105-264	.398	52-142	.366	58-92	.630	39	94	133	4.8	62-1	28	48	8	24	320	11.4	4
Connelly, Will	75-76-77	82				477-1020	.468			234-376	.622			641	7.8	188-0	72				1188	14.5	43
Contreras, Raul	75-76	16				6-19	.316			10-10	1.000			6	0.4	13-0	11				22	1.4	
Copp, Steve	73-74-75-76	93				507-1126	.450			293-439	.667			737	7.9	281-12	171				1307	14.1	48
Cornish, Kevin	79	19	0	132	7.0	5-11	.455			8-10	.800			14	0.7	11-0	11	10	0	4	18	0.9	10
Correa, Marcelo	97-98-99-00-01	112	91	2594	23.2	273-546	.500	1-9	.111	215-324	.664	170	352	522	4.7	375-25	116	194	100	102	762	6.8	38
Croft, Derric	94	28	28	971	34.7	128-339	.378	49-152	.322	61-91	.670	73	110	183	6.5	73-0	43	64	4	30	366	13.1	12
Curry, Kevin	95	20	4	179	9.0	11-37	.297	2-13	.154	7-16	.438	8	28	36	1.8	25-0	14	10	0	8	31	1.6	5
Davis, Brett	77	3				1-2	.500			2-2	1.000			3	1.0	3-0	0				4	1.3	1
Davis, Chris	92-94-95	74	12	816	11.0	91-219	.416	0-0	.000	45-105	.429	58	115	173	2.3	100-0	36	74	26	21	227	3.1	21
Davis, Keith	82	4	0	4	1.0	0-3	.000			0-0	.000			3	0.8	3-0	0	0	0	0	0	0.0	4
Davis, Trimaine	03-04-05-06	98	13	1063	10.8	139-232	.599	0-1	.000	47-88	.534	69	102	171	1.7	160-4	16	39	31	22	325	3.3	52
Debbs, J.T.	87	9	0	28	3.1	1-4	.250	0-1	.000	0-0	.000	1	2	3	0.3	2-0	1	1	0	0	2	0.2	0
DeBolt, Paul	76	6				2-8	.250			6-7	.857			2	0.3	3-0	1				10	1.7	6
Decker, Dean	77-78																						

SDSU Division I Era Stats



2006 NCAA TOURNAMENT ► 2006 MOUNTAIN WEST CHAMPIONS

Player	GP	GS	TOTAL				3-PTS				REBOUNDS				PF	FO	A	TO	Blk	Stl	Pts	Avg	W
			Min	Avg	FG-FGA	Pct	3FG-FGA	Pct	FT-FTA	Pct	Off	Def	Tot	Avg									
Dixon, William	88-89	28	0	70	2.5	4-8	.500	0-0	.000	6-10	.600	2	6	8	0.3	12-1	11	2	0	4	14	0.5	11
Dodd, Mike	76-77-78-79	91				392-758	.517			144-185	.778			219	2.4	168-3	271				928	10.2	54
Dorsey, Creon	85-86	59	57	1706	28.9	184-401	.459			120-195	.615			195	3.3	161-5	263	153	5	109	488	8.3	33
Dow, Marty	90-91	52	52	1759	33.8	309-557	.555	1-2	.500	158-227	.696	121	294	415	8.0	144-6	32	96	68	32	777	14.9	25
Earle, Gary	74-75-76	81				226-498	.454			92-128	.719			245	3.0	180-5	184				544	6.7	
Egerer, Tom	71	26				75-183	.410			49-75	.653			59	2.3	39					199	7.7	12
Epps, Myron	99-00-01-02	113	81	2971	26.3	407-803	.507	2-9	.222	274-466	.588	222	286	508	4.5	233-2	81	200	16	31	1090	9.6	43
Espinosa, Juan	87-88	51	26	1028	20.2	124-236	.525	2-3	.667	59-86	.686	50	113	163	3.2	112-3	72	80	14	23	309	6.1	15
Faux, Al	01-02	57	41	1640	28.8	267-591	.452	106-256	.414	149-224	.665	44	157	201	3.5	120-2	126	121	17	70	789	13.8	33
Fields, Tye	96	17	13	419	24.7	67-130	.515	0-3	.000	53-73	.726	25	41	66	3.9	62-5	13	34	4	11	187	11.0	11
Frishman, Brian	77	26				173-379	.456			35-48	.729			124	4.8	65-4	42				381	14.7	11
Gaines, Darryl	86-87	53	4	776	14.6	91-234	.389	40-115	.348	60-84	.714			99	1.9	74-0	49	57	10	29	282	5.3	12
Gardner, Trent	95-96	45	1	246	5.5	26-74	.351	23-61	.377	12-15	.800	6	15	21	0.5	22-0	11	16	0	11	87	1.9	21
Garwood, John	81-82	56	8	1011	18.1	153-340	.450			117-170	.688			163	2.9	141-6	52	95	9	55	423	7.6	36
Gay, Michael	78-80-81	45				44-94	.468			29-49	.592			72	1.6	77-1	17				117	2.6	22
Geoff, Pete	73	26				120-265	.453			75-96	.781			106	4.1	63-2	50				315	12.1	15
Gilbert, Kevin	81	4	0	17	4.3	1-9	.111			3-6	.500			4	1.0	4-0	1	2	0	0	5	1.3	2
Gilbert, Presnell	77-78-79	50				270-591	.457			94-149	.631			261	5.2	157-9	69				634	12.7	26
Goetz, Kim	78-79	54				435-852	.511			135-158	.854			194	3.6	167-6	102				1005	18.6	33
Gordon, Eddy	80-81-82-83	107	61	2270	21.2	343-722	.475			121-255	.475			631	5.9	317-19	96	159	71	111	807	7.5	58
Gottschalk, Bob	72	9				3-10	.300			1-2	.500			2	0.2	3-0					7	0.8	7
Gray, Dion	95	28	10	468	16.7	24-43	.558	0-0	.000	17-35	.486	26	46	72	2.6	49-1	9	26	6	12	65	2.3	11
Green, Bob	75	19				20-61	.328			12-22	.545			22	1.2	25-1	15				52	2.7	
Grissom, David	84	7	0	34	4.9	2-6	.333			2-2	1.000			4	0.6	8-0	1	3	1	0	6	0.9	5
Groves, Carlus	94	22	20	685	31.1	147-301	.488	21-74	.284	87-140	.621	62	80	142	6.5	89-9	27	73	22	32	402	18.3	9
Gwynn, Tony	78-79-80-81	107				340-716	.475			245-334	.734			215	2.0	217-6	590				925	8.6	54
Hale, Hilton	78-79	36				72-183	.393			36-52	.692			88	2.4	54-2	52				180	5.0	23
Hamilton, Jason	93-94	33	26	1104	33.5	95-237	.401	33-67	.493	51-64	.797	34	74	108	3.3	75-2	129	79	5	73	274	8.3	13
Hamilton, Marcus	79-80-81	49	2	612	12.5	50-122	.410			31-55	.564			132	2.7	109-6	30	46	7	27	131	2.7	22
Hamilton, Terrence	91-92-93-94	85	15	1054	12.4	93-261	.356	12-36	.333	95-140	.679	99	99	198	2.3	128-2	55	69	26	25	293	3.4	21
Hanour, Travis	03-05	21	8	300	14.3	19-66	.288	12-41	.293	9-14	.643	14	44	58	2.8	30-0	20	20	7	6	59	2.8	12
Harge, Ira	84-85	35	3	244	7.0	17-37	.459			13-28	.464			48	1.4	32-0	3	24	10	10	47	1.3	19
Harris, Jimmy	71-72	54				318-710	.448			164-225	.729			176	3.3	159					800	14.8	30
Haupt, Mike	85	24	1	237	9.9	11-32	.344			25-37	.676			29	1.2	27-0	27	28	2	8	47	2.0	19
Hawkins, Rodney	86-87-88	70	59	1880	26.9	249-470	.530	0-2	.000	138-247	.559			413	5.9	221-11	115	100	68	59	636	9.1	21
Head, Drew	80-81	48	30	761	15.9	80-186	.430			43-84	.512			170	3.5	108-3	30	48	9	14	203	4.2	19
Heath, Brandon	04-05-06	92	87	3058	33.2	524-1281	.409	194-551	.352	310-390	.795	65	227	292	3.2	165-2	274	289	4	153	1552	16.9	49
Hoerner, Brett	06	15	0	92	6.1	11-23	.478	0-0	.000	7-12	.583	8	9	17	1.1	15-0	1	8	5	2	29	1.9	11
Holcomb, Randy	01-02	61	61	1930	31.6	383-812	.472	31-105	.295	205-312	.657	141	340	481	7.9	156-2	97	207	51	48	1002	16.4	35
Holden, Chris	79-80-81-82	82	38	1142	13.9	151-341	.443			100-199	.503			316	3.9	165-5	24	99	21	18	402	4.9	38
Holland, Steve	84	27	4	376	13.9	41-92	.446			18-34	.529			42	1.6	42-0	32	40	1	15	100	3.7	14
Honaker, Kevin	89-90	43	0	147	3.4	12-38	.316	7-25	.280	8-15	.533	4	8	12	0.3	16-0	5	6	0	9	39	0.9	16
Honz, Mike	74	18				27-71	.380			10-26	.385			48	2.7	20-0	18				64	3.6	4
Hudson, Michael	90	29	10	667	23.0	71-181	.392	27-80	.338	55-77	.714	37	46	83	2.9	84-2	52	55	2	17	224	7.7	11
Ines, Jared	05	5	0	9	1.8	3-3	1.000	0-0	.000	2-6	.333	0	0	0	0.0	0-0	0	0	0	0	8	1.6	3
Jackson, Bradley	00	28	24	830	29.6	61-172	.355	21-62	.339	57-77	.740	14	62	76	2.7	79-3	101	84	3	38	200	7.1	5
Jackson, Dana	89	28	4	354	12.6	29-68	.426	0-0	.000	13-33	.394	34	49	83	3.0	47-3	20	22	8	7	71	2.5	11
Jacobsen, Von	71	26				110-192	.573			81-115	.704			115	4.4	75					301	11.6	12
Jamison, Shawn	90	31	31	1082	34.9	203-361	.562	0-2	.000	114-232	.491	80	133	213	6.9	107-5	26	80	14	24	520	16.8	13
Jarrett, Paul	96	29	26	848	29.2	150-316	.475	37-101	.366	56-71	.789	66	89	155	5.3	86-1	58	49	21	47	393	13.6	15
Johnson, Amiri	97	8	0	73	9.1	8-25	.320	0-1	.000	12-18	.667	8	8	16	2.0	10-0	3	8	1	3	28	3.5	4
Johnson, Sam	88-89	57	49	1659	29.1	173-401	.431	2-6	.333	110-186	.591	110	198	308	5.4	194-14	104	145	22	48	458	8.0	24
Johnson, Steffond	86	17	16	528	31.0	103-210	.490			61-111	.550			143	8.4	55-1	11	50	11	13	267	15.7	7
Johnson, Tommy	02-03-04-05	98	21	1259	12.8	119-308	.386	40-128	.313	46-70	.657	44	118	162	1.7	144-0	96	88	15	49	324	3.3	46
Jones, Larry	72-73	53				203-471	.431			109-175	.623			420	7.9	147-8					515	9.7	32
Jones, Rodney	89-90	56	31	1132	20.2	63-140	.450	7-22	.318	65-88	.739	26	73	99	1.8	116-5	112	91	1	57	198	3.5	25
Jones, Zach	81-82	54	51	1648	30.5	323-668	.484			148-207	.715			185	3.4	139-6	79	99	12	32	794	14.7	33
Kaplansky, David	98-99	39	0	183	4.7	15-39	.385	8-22	.364	10-17	.588	5	25	30	0.8	19-0	12	25	0	5	48	1.2	14
Kennedy, Michael	84-85	58	34	1162	20.0	214-413	.518			51-90	.567			259	4.5	129-0	26	72	23	37	479	8.3	38
King, Raymond	96	29	28	1016	35.0	83-200	.415	11-43	.256	47-71	.662	23	60	83	2.9	75-2	150	87	0	63	224	7.7	13
Kline, Gary	87	19	0	147	7.7	6-21	.286	0-0	.000	11-16	.688	10	24	34	1.8	10-0	0	6	1	3	23	1.2	2
Klinke, Corey	94	3	0	7	2.3	1-4	.250	0-1	.000	3-4	.750	2	0	2	0.7	3-0	0	1	0	0	5	1.7	2
Knudsen, Craig	74	25				16-46	.348			21-28	.750			51	2.0	25-0	11				53	2.1	7
Konek, Jeff	84-85	57	25	1314	23.1	154-339	.454			86-116	.741			111	1.9	137-3	211	136	3	45	394	6.9	36
Kopicki, Steve	83	7	0	13	1.9	0-1	.000			0-2	.000			3	0.4	3-0	0	1	0	0	0		

SDSU Division I Era Stats



2006 NCAA TOURNAMENT ► 2006 MOUNTAIN WEST CHAMPIONS

AZTEC BASKETBALL MEDIA GUIDE SDSU DIVISION I ERA STATS < HISTORY

Player	GP	GS	Min	Avg	TOTAL			3-PTS			REBOUNDS				PF-FO	A	TO	Blk	Stl	Pts	Avg	W	
					FG-FGA	Pct	3FG-FGA	Pct	FT-FTA	Pct	Off	Def	Tot	Avg									
Lowery, Josh	86-87	57	36	1164	20.4	197-514	.383	39-133	.293	78-124	.629			98	1.7	135-4	100	111	4	36	511	9.0	15
Mackell, Mike	02-03	63	58	1608	25.5	291-543	.536	0-0	.000	199-289	.689	143	140	283	4.5	199-17	37	144	14	30	781	12.4	37
Malovic, Steve	78-79	55				337-609	.553			164-199	.824			484	8.8	192-8	120				838	15.2	34
Manker, Chris	03-04-05	82	9	1002	12.2	134-324	.414	58-175	.331	37-59	.627	64	110	174	2.1	102-1	42	62	19	30	363	4.4	36
Mann, Joe	99-00	53	4	543	10.3	37-90	.411	0-0	.000	34-55	.618	45	73	118	2.2	74-2	6	41	8	11	108	2.0	9
Marion, Michael	00-01	43	14	552	12.8	64-181	.354	11-59	.186	40-60	.667	28	45	73	1.7	47-0	36	61	12	23	179	4.2	13
Marlow, Chris	71-72-73	80				144-350	.411			112-168	.667			265	3.3	127					400	5.0	45
Martens, John	83-84-85-86	71	42	1670	23.5	203-445	.456			201-285	.705			372	5.2	169-4	97	180	12	54	607	8.5	40
Martin, Ron	95-96	57	24	1058	18.6	135-357	.378	28-90	.311	59-92	.641	61	103	164	2.9	87-0	44	42	7	24	357	6.3	26
Massey, Arthur	90-91	59	43	1780	30.2	213-498	.428	53-173	.306	151-201	.751	67	175	242	4.1	123-3	212	122	11	84	630	10.7	25
McGrath, Tim	06	14	0	97	6.9	2-16	.125	1-8	.125	4-7	.571	5	10	15	1.1	10-0	5	3	0	2	9	0.6	9
McKimmey, Paul	80	13	0	123	9.5	21-41	.512			11-15	.733			18	1.4	11-0	8	12	1	0	53	4.1	4
McKinney, Chris	91	29	19	652	22.5	57-144	.396	12-42	.286	30-51	.588	13	49	62	2.1	45-0	61	49	0	19	156	5.4	13
McMullen, Mitch	88-89	58	50	1589	27.4	296527	.562	0-0	.000	207-356	.581	155	253	408	7.0	208-13	36	126	46	16	799	13.8	24
McMurray, Chris	72-73	42				255-596	.428			130-169	.769			492	11.7	146-10					640	15.2	26
McNamara, Brad	73-74	51				221-515	.429			87-109	.798			86	1.7	71-0	93				529	10.4	21
McNaull, Joe	91-92-93	86	62	2101	24.4	333-627	.531	0-1	.000	177-300	.590	239	333	572	6.7	249-9	52	145	114	37	843	9.8	23
Mendoza, Joe	80-81	42	24	799	19.0	133-333	.399			63-87	.724			72	1.7	78-2	69	57	4	34	329	7.8	17
Miller, Courtie	90-91-92-93-94	101	57	2005	19.9	274-619	.443	41-128	.320	302-398	.759	59	92	303	3.0	202-5	109	180	51	49	891	8.8	35
Molle, John	92	27	7	300	11.1	35-110	.318	21-73	.288	10-13	.769	9	24	33	1.2	41-1	11	26	3	7	101	3.7	2
Monteiro, Todd	85	7	0	18	2.6	0-6	.000			5-9	.556			5	0.7	5-0	2	4	0	2	5	0.7	7
Moore, Deandre	01-02-03	88	73	2462	28.0	177-437	.405	84-239	.351	100-164	.610	46	210	256	2.9	235-10	339	171	5	114	538	6.1	50
Morris, Eddie	80-81-82-83	105	62	2627	25.0	483-1098	.440			123-182	.676			306	2.9	290-12	128	144	32	136	1089	10.4	59
Murray, Gerald	84-85-87	74	32	1153	15.6	179-333	.538	0-0	.000	53-97	.546			325	4.4	144-1	28	85	17	31	411	5.6	36
Nelson, Chad	94-95-96-97	112	103	3692	33.0	344-814	.423	122-337	.362	415-519	.800	96	274	370	3.3	232-5	412	266	9	175	1225	10.9	50
Northcutt, Russ	71	8				6-12	.500			0-4	.000			9	1.1	5					12	1.5	8
Okotie, Vincent	99-00	52	30	1183	22.8	137-335	.409	6-40	.150	110-166	.663	65	122	187	3.6	124-3	59	117	11	30	390	7.5	9
Owens, Bobby	83-84-85-86	94	29	1448	15.4	195-451	.432			97-133	.729			121	1.3	157-6	126	143	9	92	487	5.2	52
Pete, Jeff	71-72	53				166-407	.408			181252	.718			249	4.7	103					513	9.7	29
Plummer, Don	82	29	7	590	20.3	119-234	.509			71-100	.710			107	3.7	69-2	43	57	4	31	309	10.7	20
Pollard, Mark	88-91-92	31	0	99	3.2	6-14	.429	0-0	.000	5-11	.455	9	14	23	0.7	14-0	3	14	5	2	17	0.5	12
Pollard, Neal	92	3	0	10	3.3	1-2	.500	0-0	.000	0-2	.000	0	1	1	0.3	1-0	0	0	0	0	2	0.7	1
Porter, Will	97-98	28	8	480	17.1	56-158	.354	25-88	.284	15-35	.429	23	29	52	1.9	37-0	10	23	4	14	152	5.4	12
Powell, Jason	91	5	0	15	3.0	2-7	.286	0-4	.000	0-0	.000	0	6	6	1.2	4-0	1	3	0	0	4	0.8	1
Randle, Berry	93-94-95-96	113	30	1944	17.2	259-696	.372	76-253	.300	194-314	.618	112	178	290	2.6	216-8	130	219	35	66	788	7.0	45
Randle, Terry	96	5	0	11	2.2	1-3	.333	0-0	.000	0-0	.000	1	0	1	0.2	0-0	1	0	0	0	2	0.4	3
Ranson, Jimmie	79-80	36	3	379	10.5	49-117	.419			27-40	.675			41	1.1	62-3	50	40	0	23	125	3.5	17
Rasmussen, Mike	82	3	0	6	2.0	0-3	.000			0-1	.000			3	1.0	1-0	0	3	0	0	0	0.0	3
Reed, David	83	18	7	244	13.6	30-64	.469			2-12	.167			35	1.9	29-1	18	10	0	8	62	3.4	11
Reinhardt, Brian	96-97	47	3	281	6.0	31-84	.369	8-37	.216	17-23	.739	23	10	33	0.7	25-0	6	20	0	5	87	1.9	21
Richey, Jason	97-98	52	51	1848	35.5	277-724	.383	136-381	.357	218-271	.804	58	147	205	3.9	134-3	184	156	14	94	908	17.5	24
Riley, Dave	74	6				1-1	1.000			1-2	.500			5	0.8	0-0	0				3	0.5	2
Ringo, Robert	92-93	46	17	780	17.0	50-167	.299	28-91	.308	29-46	.630	9	52	61	1.3	88-1	68	69	8	30	157	3.4	6
Roban, Jim	01	11	0	101	9.2	18-40	.450	13-25	.520	2-3	.667	5	9	14	1.3	7-0	3	8	0	2	51	4.6	5
Rogers, Caldin	88	29	9	593	20.5	44-88	.500	0-2	.000	22-50	.440	27	56	83	2.9	64-2	40	65	18	24	110	3.8	12
Rogers, Kenny	96	3	0	10	3.3	0-2	.000	0-1	.000	2-3	.667	1	0	1	0.3	1-0	0	0	0	0	2	0.7	1
Rohwer, Eric	00	4	0	5	1.3	1-2	.500	0-0	.000	0-0	.000	0	0	0	0.0	1-0	0	0	0	0	2	0.5	1
Ross, Andre	84-85	56	40	1216	21.7	162-332	.488			83-125	.664			275	4.9	128-2	110	122	13	57	407	7.3	37
Ross, Fred	98	15	0	134	8.9	16-48	.333	5-28	.179	13-19	.684	7	9	16	1.1	15-0	6	10	0	3	50	3.3	6
Ross, Tony	87-88-89	85	57	2402	28.3	413-933	.443	270-589	.458	163-203	.803	49	166	215	2.5	206-8	104	154	8	56	1259	14.8	28
Rutledge, Darius	96	29	2	449	15.5	57-151	.377	6-12	.500	42-60	.700	33	75	108	3.7	45-0	13	29	4	32	162	5.6	15
Saipaia, Ia	77-78	21				21-41	.512			14-18	.778			3	0.1	18-1	12				56	2.7	11
Salaam, Ephraim	97	5	0	46	9.2	9-18	.500	0-0	.000	4-6	.667	0	3	3	0.6	5-0	0	6	1	2	22	4.4	1
Samuelson, Ray	71	4				2-6	.333			4-4	1.000			4	1.0	1					8	2.0	3
Sanders, Aerick	01-02-03-04	109	60	2450	22.5	334-619	.540	0-1	.000	138-204	.676	305	381	686	6.3	310-18	78	129	105	80	806	7.4	61
Sanders, Jason	94	20	0	177	8.9	8-28	.286	0-2	.000	21-37	.568	4	15	19	1.0	14-1	12	15	1	3	37	1.9	9
Sands, Anthony	84-85	23	0	142	6.2	18-51	.353			12-22	.545			22	1.0	20-0	8	18	1	4	48	2.1	17
Schneider, Gary	71	25				154-310	.497			69-81	.852			220	8.8	75					377	15.1	11
Scruggs, John	86-87	57	6	810	14.2	102-217	.470	1-6	.167	42-77	.545			166	2.9	102-2	27	55	2	16	247	4.3	15
Service, John	73	26				48-136	.353			17-27	.630			104	4.0	50-1	24				113	4.3	15
Sharper, John	03-04-05-06	119	28	2381	20.0	204-507	.402	166-412	.403	64-77	.831	27	100	127	1.1	154-3	109	99	1	84	638	5.4	63
Singleton, Herman	96	12	0	31	2.6	1-4	.250	0-0	.000	1-3	.333	0	5	5	0.4	3-0	0	2	1	1	3	0.3	9
Sir, Steve	03-04	32	7	453	14.2	52-131	.397	47-118	.398	17-20	.850	6	29	35	1.1	20-0	29	29	0	7	168	5.3	17
Slaughter, Marcus	04-05-06	87	74	2659	30.6	403-844	.477	17-64	.266	388-530													

SDSU Division I Era Stats



2006 NCAA TOURNAMENT ► 2006 MOUNTAIN WEST CHAMPIONS

Player	GP	GS	TOTAL			3-PTS		REBOUNDS					PF-FO	A	TO	Blk	Stl	Pts	Avg	W			
			Min	Avg	FG-FGA	Pct	3FG-FGA	Pct	FT-FTA	Pct	Off	Def									Tot	Avg	
Stewart, Nelson	90-91-92	42	18	772	18.4	80-169	.473	0-0	.000	52-110	.473	71	103	174	4.1	107-7	25	51	15	19	212	5.0	8
Stokes, Wesley	04	30	28	1014	33.8	124-338	.367	41-138	.297	74-102	.725	12	57	69	2.3	94-5	175	114	1	49	363	12.1	14
Sund, Alex	89	4	0	12	3.0	1-4	.250	0-0	.000	1-3	.333	3	0	3	0.8	4-0	1	1	0	1	3	0.8	3
Tassielli, Jerry	72	9				4-12	.333			3-4	.750			2	0.2	1-0					11	1.2	7
Teague, Dan	73-74	45				120-330	.364			46-68	.676			113	2.5	77-0	43				286	6.4	
Thomas, Matt	05-06	57	17	979	17.2	69-212	.325	2-20	.100	74-110	.673	51	80	131	2.3	75-1	74	57	7	46	214	3.8	30
Thompson, Jacobi	97	16	13	442	27.6	50-144	.347	24-71	.338	29-41	.707	22	35	57	3.6	38-1	15	16	1	21	153	9.6	10
Thompson, Vern	90-91	59	40	1148	19.5	111-281	.395	26-91	.286	34-60	.567	58	90	148	2.5	119-2	85	69	4	21	282	4.8	26
Tibbs, Ted	74	7				2-5	.400			0-0	.000			1	0.1	0-0	0				4	0.6	2
Torres, Andre	00-01-03	13	0	16	1.2	0-2	.000	0-1	.000	0-2	.000	0	0	0	0.0	1-0	2	0	0	3	0	0.0	9
Trenkle, Brady	95-97-99	79	3	868	11.0	85-272	.313	56-176	.318	49-75	.653	18	58	76	1.0	123-1	64	61	2	24	275	3.5	27
Vieira, Brian	82	6	0	7	1.1	0-2	.000			1-2	.500			4	0.7	1-0	1	1	0	0	1	0.2	5
Visnjic, Josko	98	28	16	720	25.7	77-252	.306	55-179	.307	55-66	.833	18	51	69	2.5	70-1	25	60	8	22	264	9.4	13
Walker, Ty	88	18	5	294	16.3	26-57	.456	18-39	.462	10-13	.769	2	24	26	1.4	25-1	20	27	1	6	80	4.4	7
Walters, Chris	93-94	57	57	1638	28.7	159-412	.386	56-165	.339	90-139	.647	53	89	142	2.5	99-0	106	93	21	55	464	8.1	20
Walton, Chris	01-02-03-05	110	46	2286	20.8	219-510	.429	42-132	.318	85-136	.625	113	257	370	3.4	265-5	163	170	38	67	565	5.1	54
Ward, David	82-83	23	0	91	4.0	8-25	.320			8-14	.571			33	1.4	15-0	1	9	2	1	24	1.0	19
Wardrop, Ben	01-02-03-04	40	2	100	2.5	6-25	.240	3-10	.300	0-0	.000	6	12	18	0.5	17-1	10	9	1	2	15	0.4	24
Watson, Anthony	83-84-85-86	110	93	3330	30.3	702-1576	.445			331-446	.742			362	3.3	291-15	356	337	18	192	1735	15.8	63
Watts, Matt	98-99	53	52	1715	32.4	279-731	.382	65-237	.274	102-174	.586	72	127	199	3.8	133-5	166	180	13	126	725	13.7	17
Welshans, Jeff	75	7				3-10	.300			1-5	.200			10	1.4	7-0	1				7	1.0	
White, Eric	89-90	57	0	486	8.5	58-130	.446	8-33	.242	23-41	.561	37	45	82	1.4	52-1	19	28	7	14	147	2.6	24
White, Markee	03	6	0	22	3.7	0-4	.000	0-0	.000	2-5	.400	2	1	3	0.5	3-0	3	2	0	0	2	0.3	4
Wilkins, Jimmy	71-72	52				253-517	.489			149-195	.764			227	4.4	157					655	12.6	30
Williams, Bryan	88-89	48	46	1584	33.0	158-350	.451	19-65	.292	111-160	.694	22	105	127	2.6	102-4	243	157	3	77	446	9.3	22
Williams, Frank	87	2	0	16	8.0	0-3	.000	0-0	.000	0-0	.000	0	0	0	0.0	2-0	5	3	0	1	0	0.0	0
Williams, Ike	85	2	0	6	3.0	2-3	.667			0-1	.000			0	0.0	0-0	0	2	0	1	4	2.0	2
Williams, Richie	06	33	32	935	28.3	71-168	.423	19-59	.322	58-81	.716	26	61	87	2.6	77-1	127	97	2	58	219	6.6	24
Wilson, Donte	99-00	54	44	1478	27.4	114-331	.344	56-180	.311	67-93	.720	23	87	110	2.0	87-2	126	91	8	50	351	6.5	9

Division I Era Conference Statistical Leaders

► Individual

Scoring (All Games)

Year	Name	Gms	Pts.
01-02	Randy Holcomb	33	558
05-06	Brandon Heath	33	607

Scoring Avg. (All Games)

Year	Name	Gms	Pts.	PPG
78-79	Kim Goetz	26	532	20.5
85-86	Anthony Watson	28	630	22.5
05-06	Brandon Heath	33	607	18.4

Scoring Avg. (Conference Gms.)

Year	Name	PPG
78-79	Kim Goetz	24.7
85-86	Anthony Watson	23.1
05-06	Brandon Heath	19.5

Rebounds (All Games)

Year	Name	Gms	Rebs.
01-02	Randy Holcomb	33	296
05-06*	Marcus Slaughter	30	329

Rebound Avg. (All Games)

Year	Name	Gms	Rebs.	RPG
80-81	Michael Cage	27	355	13.1
82-83	Michael Cage	28	354	12.6
83-84	Michael Cage	28	352	12.6
84-85	Leonard Allen	31	252	8.1
01-02	Randy Holcomb	33	296	9.0
05-06*	Marcus Slaughter	30	329	11.0

Rebound Avg. (Conference Gms.)

Year	Name	RPG
80-81	Michael Cage	12.2
82-83	Michael Cage	11.0
83-84	Michael Cage	12.4
85-86	Steffond Johnson	9.2

90-91	Marty Dow	9.8
05-06	Marcus Slaughter	10.9

Off. Rebounds (All Games)

Year	Name	Gms	OR
02-03	Aerick Sanders	30	103
03-04	Aerick Sanders	30	142
05-06	Marcus Slaughter	30	124

Off. Rebounds (MWC Games)

Year	Name	Gms	OR
01-02	Mike Mackell	14	39
02-03	Aerick Sanders	14	44
03-04	Aerick Sanders	14	71

Def. Rebounds (All Games)

Year	Name	Gms	DR
01-02	Randy Holcomb	33	208

Def. Rebounds (MWC Games)

Year	Name	Gms	DR
05-06	Marcus Slaughter	16	110

Assist Avg. (All Games)

Year	Name	Gms	Ass.	Avg.
78-79	Tony Gwynn	27	153	5.7
79-80	Tony Gwynn	27	221	8.2
81-82	Keith Smith	29	212	7.3
82-83	Keith Smith	24	137	5.7
84-85	Creon Dorsey	31	171	5.5

Assist Avg. (MWC Games)

Year	Name	Gms	Ass.	Avg.
00-01	Deandre Moore	12	59	4.92

Field Goal Pct. (Conference Gms.)

Year	Name	FG Pct.
84-85	Leonard Allen	59.4

3-Point Field Goals (All Games)

Year	Name	3FGs
86-87	Tony Ross	104
87-88	Tony Ross	100
05-06	Brandon Heath	98

3-Point Field Goals (MWC Games)

Year	Name	3FGs
05-06	Brandon Heath	54

3FG Percentage (All Games)

Year	Name	3FG Pct.
92-93	Jason Hamilton	50.0

FT Percentage (All Games)

Year	Name	FT Pct.
97-98	Jason Richey	85.7
05-06	Brandon Heath	84.9

Steals (All Games)

Year	Name	Gms	Steals	SPG
92-93	Jason Hamilton	26	55	2.1
98-99	Matt Watts	25	65	2.6
03-04	Wesley Stokes	30	49	1.63
04-05	Brandon Heath	29	63	2.17

Steals (MWC Games)

Year	Name	Gms	Steals
04-05	Brandon Heath	14	31

Steals Avg. (MWC Games)

Year	Name	Gms	Steals	SPG
04-05	Brandon Heath	14	31	2.21

Assist-TO Ratio (All Games)

Year	Name	Ass.	TO	Ratio
00-01	Deandre Moore	124	56	2.21

Assist-TO Ratio (MWC Games)

Year	Name	Ass.	TO	Ratio
00-01	Deandre Moore	59	21	2.81

► Team

All Games

National Postseason Tournaments



2006 NCAA TOURNAMENT ▶ 2006 MOUNTAIN WEST CHAMPIONS

SDSU NCAA Division I Tournament Records

Most Points

83, vs. Indiana, March 16, 2006

Most Field Goals

35, vs. UNLV, March 14, 1975

Most Field Goals Att.

73, vs. UCLA, March 13, 1976

Highest FG Percentage

56.4, vs. Indiana, March 16, 2006

Most Three-Point FG

10, vs. Indiana, March 16, 2006

Most Three-Point FGA

18, vs. Illinois, March 15, 2002 and vs. Indiana, March 16, 2006

Highest Three-Point FG Pct.

55.6, vs. Indiana, March 16, 2006

Most Free Throws

18, vs. UNLV, March 14, 1985

Most Free Throws Att.

30, vs. UNLV, March 14, 1985

Highest Free Throw Pct.

73.7, vs. UCLA, March 13, 1976

Total Rebounds

53, vs. UNLV, March 14, 1975

Assists

21, vs. UNLV, March 14, 1985

Blocked Shots

6, vs. UNLV, March 14, 1985

Division I Tournament History

▶ 5 NCAA Appearances (0-5) ▶ Last Appearance: 2006

▶ 2 NIT Appearances (1-2) ▶ Last Appearance: 2003

NCAA Tournament

Year	Date	Region	Round	Site	SDSU Seed	Opp. Seed	Opp. NR	Opponent	Result	Score
1975	March 14	West	First	Tempe, Ariz. (Univ. Activity Center)	--	--	17	UNLV	L	80-90
1976	March 13	West	First	Eugene, Ore. (McArthur Court)	--	--	6	UCLA	L	64-74
1985	March 14	West	First	Salt Lake City, Utah (Special Events Center)	--	4	9	UNLV	L	80-85
2002	March 15	Midwest	First	Chicago, Ill. (United Center)	13	4	13	Illinois	L	64-93
2006	March 16	Oakland	First	Salt Lake City, Utah (Huntsman Center)	11	6	--	Indiana	L	83-87

Postseason NIT

Year	Date	Round	Site	Opponent	Result	Score
1982	March 12	First	San Diego, Calif. (Sports Arena)	UC Irvine	L	69-70
2003	March 19	First	San Diego, Calif. (Cox Arena)	UC Santa Barbara	ot-W	67-62
	March 21	Second	Lubbock, Texas (United Spirit Arena)	at Texas Tech	L	48-57

Division II Tournament History

▶ 3 NCAA Div. II Appearances (5-3) ▶ Two Appearances in the Quarterfinals (1957, 1967)

Year	Date	Round	Site	Opponent	Result	Score
1957	March 2	First	San Diego, Calif.	Chapman	W	75-56
	March 9	Second	Denver, Colo.	at Regis (Colo.)	W	81-78
	March 13	Quarterfinals	Evansville, Ind.	vs. Cal State Los Angeles	L	55-57
1967	March 10	Sub-Regional	San Diego, Calif.	Portland State	W	101-73
	March 11	Region Champ.	San Diego, Calif.	Regis (Colo.)	W	81-78
	March 15	Quarterfinals	Evansville, Indiana	vs. Illinois State	3ot-L	76-77
1968	March 8	Sub-Regional	San Diego, Calif.	UC Irvine	L	69-78
	March 9	Regional Cons.	San Diego, Calif.	UC Davis	W	79-72

NAIA Tournament History

▶ 6 NAIA Appearances (15-5) ▶ 1941 National Champions ▶ 3 Championship Game Appearances

Year	Date	Round	Site	Opponent	Result	Score
1939	March 14	First	Kansas City, Mo.	Northern State (S.D.)	W	49-25
	March 15	Second	Kansas City, Mo.	East Texas State	W	41-36
	March 16	Quarterfinals	Kansas City, Mo.	Manchester	W	49-41
	March 17	Semifinals	Kansas City, Mo.	Peru State (Neb.)	W	49-29
	March 18	Finals	Kansas City, Mo.	Southwest College (Kan.)	L	31-32
1940	March 12	First	Kansas City, Mo.	East Central State (Okla.)	W	36-35
	March 13	Second	Kansas City, Mo.	Appalachian State (N.C.)	W	48-46
	March 14	Quarterfinals	Kansas City, Mo.	Pittsburg State (Kan.)	W	32-30
	March 15	Semifinals	Kansas City, Mo.	Delta State (Miss.)	W	30-28
	March 16	Finals	Kansas City, Mo.	Tarkio College (Mo.)	L	42-52
1941	March 11	First	Kansas City, Mo.	Montana State	W	46-29
	March 12	Second	Kansas City, Mo.	Culver Stockton (Mo.)	W-ot	46-41
	March 13	Quarterfinals	Kansas City, Mo.	Texas Wesleyan	W	44-42
	March 14	Semifinals	Kansas City, Mo.	West Texas State	W	43-40
	March 15	Finals	Kansas City, Mo.	Murray State	W	36-34
1942	March 10	First	Kansas City, Mo.	Chadron State (Neb.)	W	39-36
	March 11	Second	Kansas City, Mo.	Bemidji State	L	32-41
1954	March 1	First	Pasadena, Calif.	Pasadena Nazarene	L	87-90
1956	March 13	First	Kansas City, Mo.	Alderson-Broadbudd	W	77-64
	March 14	Second	Kansas City, Mo.	Gustavus Adolphus	L	60-69

National Postseason Tournaments



2006 NCAA TOURNAMENT ▶ 2006 MOUNTAIN WEST CHAMPIONS

'75 NCAA Tournament

No. 17 UNLV 90, San Diego State 80
 March 15, 1975 ♦ Tempe, Ariz.
 University Activity Center ♦ Att.: NA

TEMPE, Ariz. -- San Diego State's first postseason game at the NCAA Division I level nearly produced an upset, but UNLV hung on for a 90-80 victory in the first round of the NCAA Tournament in Tempe, Ariz.

The Aztecs received a game-high 25 points from Will Connelly and a double-double from Ray Leary, who added 10 points and a game-high 11 assists. San Diego State also tallied a double-double from Steve Copp, who pulled down a game-high 17 rebounds to go along with 16 points.

Eddie Owens and Ricky Sobers led UNLV with 21 points each and Lewis Brown posted 18 points and 12 rebounds.

UNLV forced 22 Aztec turnovers and San Diego State struggled from the free-throw line, converting on just 10-of-25 attempts, allowing the Rebels to advance to the next round.

SDSU	FG	FT	REB	PF	TP	A TO	B	ST	MP
Copp	5-10	6-11	17	4	16	2	4	0	35
Kovach	5-11	0-2	5	3	10	1	2	0	33
Connelly	12-22	1-4	12	2	25	0	3	2	39
Bunting	2-9	0-0	5	4	4	2	5	0	30
Leary	5-9	0-0	1	5	10	11	5	0	31
Delsman	2-3	2-5	2	0	6	2	2	0	10
Green	3-4	1-2	3	1	7	0	1	0	3
Earle	0-2	0-0	2	4	0	0	0	0	13
Contreras	1-1	0-0	0	0	2	1	0	0	2
Welshans	0-0	0-1	2	1	0	0	0	0	2
Rebounds			4						
Totals	35-71	10-25	53	24	80	18	22	2	4 200
	49.3	40.0							

UNLV	FG	FT	REB	PF	TP	A TO	B	ST	MP
Robinson	4-11	1-3	8	2	9	2	3	2	34
Gondrezick	4-11	0-0	4	5	8	1	0	0	18
Brown	9-14	0-1	12	4	18	0	1	3	2
Owens	10-15	1-4	8	2	21	0	4	0	31
Sobers	7-16	7-8	2	4	21	4	2	0	3
Batts	2-4	2-3	2	5	6	1	0	0	1
Smith	3-6	1-2	1	1	7	1	0	0	24
Milke	0-1	0-0	1	0	0	0	1	0	1
Porter	0-1	0-1	1	0	0	0	0	0	2
Freeman	0-0	0-0	1	1	0	0	1	0	0
Rebounds			3						
Totals	39-79	12-22	43	24	90	9	12	5	12 200
	49.4	54.5							

Score By Periods 1 2 Total
 San Diego State 43 37 - 80
 UNLV 48 42 - 90
 Officials: Brown and Crowell. Attendance: NA.

'76 NCAA Tournament

No. 6 UCLA 74, San Diego State 64
 March 13, 1976 ♦ Eugene, Ore.
 McArthur Court ♦ Att.: 9,100

EUGENE, Ore. -- Richard Washington, a 1976 second-team All-American, and Marques Johnson, the 1977 college player of the year, combined for 44 points as UCLA defeated San Diego State, 74-64, in the first round of the NCAA tournament in Eugene, Ore.

The Aztecs gave the Bruins a game, trailing by just three points at intermission and using a 12-4 run to close within eight points with just under four minutes remaining.

SDSU's Academic All-American Steve Copp led the Aztecs with 20 points and 11 rebounds. Bob Kovach (11), Will Connelly (11) and Allen Bunting (10) also scored in double figures for the Aztecs. Washington led all scorers with 25 points for UCLA.

The Bruins used a stifling defense to hold SDSU to only 34.2 percent shooting from the field, but the Aztecs did convert 14 of 19 (73.7 percent) free throw opportunities. SDSU forced 19 UCLA turnovers, while limiting their own giveaways to only 11.

UCLA advanced to the 1976 Final Four before falling to eventual national champion Indiana, 65-51. The Bruins claimed the consolation game with a 106-92 win over Rutgers.

UCLA was coached by former San Diego State interim athletic director Gene Bartow.

SDSU	FG	FT	REB	PF	TP	A TO	B	ST	MP
Leary	3-7	0-0	1	1	6	4	3	0	25
Earle	0-2	0-0	1	1	0	0	1	0	0
Delsman	2-4	0-0	2	3	4	2	1	0	1
Brown	0-0	0-0	1	0	0	0	0	0	1
Copp	8-19	4-5	11	3	20	0	1	1	38
Dodd	0-0	0-0	0	0	0	0	0	0	1
Kovach	3-11	5-8	6	3	11	1	1	0	34
Connelly	5-14	1-2	9	3	11	0	0	0	38
Kramer	1-3	0-0	0	0	2	0	0	0	5
Bunting	3-13	4-4	5	3	10	2	4	1	36
Rebounds			4						
Totals	25-73	14-19	40	17	64	9	11	2	3 200
	34.2	73.7							

UCLA	FG	FT	REB	PF	TP	A TO	B	ST	MP
Townsend	3-6	0-0	0	2	6	2	1	0	2
Washington	10-15	5-5	8	3	25	4	5	1	36
Vroman	0-0	0-0	2	2	0	0	1	0	4
Greenwood	1-3	2-2	3	4	4	1	3	0	1
Drollinger	2-4	0-0	7	4	4	1	1	0	14
Spillane	1-2	0-0	1	2	2	1	1	0	10
McCarter	4-9	2-5	5	0	10	2	1	2	38
Olinde	0-0	0-0	0	0	0	0	1	0	1
Johnson	7-9	5-6	9	4	19	2	4	1	35
Smith	2-7	0-0	1	1	4	1	1	0	7
Rebounds			8						
Totals	30-55	14-18	44	22	74	14	19	6	6 200
	54.5	77.7							

Score By Periods 1 2 Total
 San Diego State 32 32 - 64
 UCLA 35 39 - 74
 Officials: Fouty, Dreith. Attendance: 9,100.

'82 NIT

UC Irvine 70, San Diego State 69
 March 12, 1982 ♦ San Diego, Calif.
 San Diego Sports Arena ♦ Att.: 8,114

SAN DIEGO -- San Diego State's rally from an 11-point second-half deficit fell just short as UC Irvine claimed a 70-69 victory in the first round of the National Invitation Tournament.

The Aztecs, who never led after the opening five minutes of the game, trailed 63-55 with eight minutes remaining before an 11-4 run cut the deficit to 67-66 with 2:49 remaining. The Aztecs trailed 70-69 and had an opportunity to win, but Don Plummer was unable to convert on a 21-foot jumper at the buzzer.

Plummer led the Aztecs with 19 points and added seven rebounds. Keith Smith had eight points while dishing out 13 assists for San Diego State. UC Irvine was led by Kevin Magee and Randy Whieldo, who tallied 20 and 18 points, respectively.

The Antaters shot 60.9 percent from the field while holding SDSU to only 43.7 percent shooting. However, the Aztecs countered with an aggressive defense that led to 13 steals and 19 UC Irvine turnovers. SDSU also outrebounded the Antaters 36-30, but only managed to shoot 7 of 13 (53.8 percent) from the line.

SDSU finished the season at 20-9, which marked the first 20-win season in the NCAA Division I era of Aztec basketball.

UC Irvine	FG	FT	REB	PF	TP	A TO	B	ST	MP
Rainer	1-4	5-6	4	1	7	2	4	0	31
McDonald	2-8	2-2	7	3	6	2	2	0	29
Magee	9-12	2-4	5	0	20	0	4	0	1
Fuller	5-7	4-6	3	4	14	7	5	0	2
Whieldo	9-10	0-1	3	2	18	5	2	1	39
Thornton	2-3	1-2	6	4	5	0	1	0	20
Crossley	0-2	0-0	0	2	0	2	1	0	18
Rebounds			2						
Totals	28-46	14-21	30	16	70	18	19	1	4 200
	60.9	66.7							

SDSU	FG	FT	REB	PF	TP	A TO	B	ST	MP
Morris	3-10	3-4	2	3	9	1	1	0	2
Cage	5-10	0-0	9	2	10	0	1	1	1
Allen	1-1	0-0	2	0	2	0	0	0	7
Smith	3-12	2-4	0	4	8	13	5	0	3
Jones	6-16	1-3	5	3	13	2	1	1	36
Gordon	4-4	0-1	6	1	8	1	1	0	5
Caldwell	0-1	0-0	0	1	0	0	0	0	2
Plummer	9-16	1-1	7	3	19	1	3	0	27
Garwood	0-1	0-0	0	1	0	0	2	0	1
Holden	0-0	0-0	1	1	0	0	0	0	3
Rebounds			4						
Totals	31-71	7-13	36	19	69	18	14	2	13 200
	43.7	53.8							

Score By Periods 1 2 Total
 UC Irvine 46 24 - 70
 San Diego State 40 29 - 69
 Officials: Bosone, Sitov, White. Attendance: 8,114.

National Postseason Tournaments



2006 NCAA TOURNAMENT ► 2006 MOUNTAIN WEST CHAMPIONS

'85 NCAA Tournament

No. 9 UNLV 85, San Diego State 80
 March 14, 1985 ♦ Salt Lake City, Utah
 Special Events Center ♦ Att.: 7,351

SALT LAKE CITY -- SDSU made a late run at No. 9 UNLV but did not have enough firepower to overcome a 10-point halftime deficit as the Rebels earned an 85-80 victory in the first-round of the NCAA Tournament. The Aztecs were down by as many as 13 in the first half, but fought their way back to a 56-56 tie with under 10 minutes remaining. UNLV rebuilt the lead but SDSU did not give in to the more athletic Rebels as they cut the deficit to three, when Anothly Watson hit a jumper with 1:02 left. The Aztecs were forced to foul down the stretch and UNLV knocked down the free throws to secure the victory.

Leonard Allen poured in a game-high 23 points for SDSU and Anthony Watson scored 19. Fowards Michael Kennedy and John Martens also cracked double-figures as they added 11 points apiece.

The Rebels were led by Armon Gilliam who posted 21 points and 10 rebounds. Ritchie Adams, the Rebels' leading scorer on the season, was saddled with foul trouble from the start of the game and ended up with 10 points in only 23 minutes of action.

Mistakes ended up costing SDSU as it committed 18 turnovers and missed 12 free throws as it was 18 for 30 (60%) from the line. SDSU shot 55.4% from the field and held UNLV to 47.8% shooting and outrebounded the Rebels 39-34.

SDSU closed the season at 23-8, its best NCAA Division I record in the history of the program.

SDSU	FG	FT	REB	PF	TP	A TO	B ST	MP	
Kennedy	5-8	1-3	8	3	11	0	1	0	29
Martens	4-8	3-4	2	4	11	4	0	0	28
Allen	8-10	7-10	9	4	23	0	0	4	36
Watson	9-15	1-4	3	5	19	6	4	0	33
Dorsey	0-3	2-4	6	3	2	8	4	0	31
Konek	1-5	3-4	3	4	5	7	3	0	20
Owens	2-3	0-0	0	0	4	0	1	0	1
Ross	2-4	1-1	3	1	5	0	1	1	0
Murray	0-0	0-0	0	0	0	0	0	0	7
Rebounds	5								
Totals	31-56	18-30	39	25	80	21	18	6	6
	55.4	60.0							

UNLV	FG	FT	REB	PF	TP	A TO	B ST	MP	
James	3-8	4-4	2	3	10	4	3	0	1
Gilliam	7-12	7-12	10	2	21	2	2	1	2
Adams	4-11	2-2	4	4	10	0	0	2	23
Jones	9-13	0-1	4	3	18	4	2	1	34
Banks	2-7	4-5	5	1	8	8	4	0	3
Robinson	3-7	0-0	2	5	6	0	1	1	20
Catchings	2-4	4-4	3	2	8	1	1	0	15
Graham	1-3	0-0	0	2	2	3	0	0	13
Hudson	1-2	0-0	1	2	2	1	0	0	6
Rebounds	5								
Totals	32-67	21-28	34	24	85	23	13	3	9
	47.8	75.0							

Score By Periods	1	2	Total
San Diego State	33	47	- 80
UNLV	43	42	- 85

Officials: Leonard Wertz, Carol Kite, Charles Tanner. Attendance: 7,351.

'02 NCAA Tournament

No. 13 Illinois 93, San Diego State 64
 March 15, 2002 ♦ Chicago, Ill.
 United Center ♦ Att.: 20,850

CHICAGO -- In its first NCAA Tournament appearance since 1985, San Diego State was defeated by a balanced Illinois attack, falling to the Fighting Illini, 93-64, in front of 20,850 fans at the United Center in Chicago, Ill., on March 15.

Senior forward Randy Holcomb, San Diego State's leading scorer during the year, was held to under 10 points for only the third time that season. He was limited to nine points in 29 minutes of play in his last game as an Aztec.

Al Faux, also playing in his last game, was the game's leading scorer with 27. Eighteen of his 27 points came off of a 6-of-9 shooting performance from beyond the arc.

The Aztecs were down by 15 points at the half and never came closer than 13 the rest of the game. They were down by as many as 37 with 9:03 remaining.

Frank Williams paced the Fighting Illini with 25 points. Four of the five Illinois starters scored in double-digits.

Illinois outscored San Diego State 15-2 on fast break points, and shot 58.6 percent to the Aztecs' 39 percent in a game that was controlled by Illinois from start to finish.

With the loss, the Aztecs ended their season in which they went 21-12 and won the Mountain West Conference Tournament Championship.

(13) SDSU	MP	FG	3FG	FT	R	F	A TO	B	S	TP
Holcomb	29	4-10	0-1	1-2	3	0	2	4	0	9
Bland	35	6-15	1-2	5-7	4	2	2	1	0	18
Mackell	25	4-7	0-0	2-2	6	3	1	1	0	10
Moore	28	0-3	0-2	0-1	0	1	0	1	0	1
Faux	37	9-16	6-9	3-4	3	0	2	3	0	27
Smith	3	0-0	0-0	0-0	0	1	1	1	0	1
Walton	12	0-0	0-0	0-0	1	5	1	1	0	0
Kovacic	5	0-4	0-4	0-0	0	0	0	1	0	0
Wardrop	1	0-0	0-0	0-0	0	0	0	0	0	0
Epps	12	0-1	0-0	0-0	0	2	1	4	0	0
Sanders	13	0-3	0-0	0-0	7	2	0	1	1	3
Team	2									
Totals	200	23-59	7-18	11-16	26	16	10	18	1	8

(4) Illinois	MP	FG	3FG	FT	R	F	A TO	B	S	TP
Cook	28	5-8	1-3	1-1	8	2	0	2	1	12
Bradford	30	5-10	3-7	0-0	2	3	1	2	1	13
Archibald	22	0-2	0-0	3-4	8	2	1	0	2	3
Head	21	8-11	3-6	0-0	0	1	4	4	0	19
Williams	26	9-13	5-6	2-4	3	0	8	1	0	25
Johnson	11	1-1	1-1	2-2	2	1	2	1	0	5
Ferguson	6	1-2	0-0	0-0	1	1	1	2	0	0
Harrington	19	0-1	0-1	0-0	2	4	3	2	0	1
Howard	9	2-3	0-0	0-0	2	1	2	1	0	4
Krupalija	15	1-4	0-1	1-2	6	1	2	1	0	3
Powell	7	1-2	0-0	2-2	4	0	0	0	0	4
Smith	6	1-1	0-0	1-4	0	1	0	2	2	3
Team	3									
Totals	200	35-58	13-25	12-19	41	17	24	18	6	11

Halftime: Illinois 40, San Diego State 25. FG %: Illinois 58.6, San Diego State 39.0. 3FG%: Illinois 52.0, San Diego State 38.9. FT%: San Diego State 68.8, Illinois 63.2. Officials: Edwin Edsall, Melanie Davis, Joe Lindsay. Technicals: None.

'03 NIT

San Diego State 67, UC Santa Barbara 62 (ot)
 March 19, 2003 ♦ San Diego, Calif.
 Cox Arena at Aztec Bowl ♦ Att.: 5,390

SAN DIEGO -- San Diego State needed overtime to win its first NCAA Division I postseason game, claiming a 67-62 NIT first-round victory over UC Santa Barbara at Cox Arena.

Tony Bland, who became the third Aztec player to reach 1,000 points in just two seasons, sent the game into extra time by going the length of the floor to hit a bank shot with 1.9 seconds left. Then with 1:15 left in overtime, Tommy Johnson put SDSU ahead for good at 63-60 with a 3-pointer as the Aztecs closed the game with a 13-2 run.

In its sixth postseason appearance in 33 years at the Division I level, the Aztecs overcame their largest halftime deficit of the season (32-22) snapping a three-game losing streak, limiting UCSB to just 62 points and 42.6 percent shooting.

After a dunk by Evan Burns with 5:58 left in the first half, UCSB closed out the opening period with a 14-1 run to take a 10-point lead into the half. The Gauchos scored the first basket of the second half before Bland jumpstarted the Aztecs with a free throw and layup to start a 10-0 run.

The game was tied at 50-50 with five minutes left and both teams buckled down defensively for the rest of regulation.

The Gauchos scored the first six points of overtime before SDSU's game-ending run, which included six straight Mike Mackell points to tie the game at 60 and set up Johnson's heroics.

Bland had a team-high 17 points, while Burns scored 12 points, and Johnson finished with 10.

UCSB	MP	FG	3FG	FT	R	F	A TO	B	S	TP
Hull	39	10-19	5-9	3-3	5	3	3	2	0	3
Cook	23	2-4	0-0	6-6	3	2	1	1	0	2
Jones	35	6-13	0-3	3-5	4	3	1	3	0	12
Atako	32	0-4	0-1	0-0	2	1	6	2	0	0
Fullove	23	2-7	1-3	0-0	3	3	1	5	0	1
Brown	24	3-7	0-0	1-0	3	0	0	1	0	6
Davis	14	0-2	0-1	1-2	3	0	1	0	0	1
Ward	13	1-1	0-0	0-0	2	2	3	0	0	1
Whitehead	22	2-4	0-0	0-0	3	3	0	1	0	1
Team	3									
Totals	225	26-61	6-17	4-5	31	17	16	15	0	10

SDSU	MP	FG	3FG	FT	R	F	A TO	B	S	TP
Burns	34	4-7	0-1	4-4	9	1	3	5	2	12
Sanders	27	2-4	0-0	0-0	4	4	1	0	0	4
Mackell	38	3-9	0-0	3-5	3	0	2	4	0	1
Moore	36	1-5	0-3	2-2	9	3	2	1	0	4
Bland	35	7-16	0-4	3-6	3	0	2	1	2	17
Johnson	25	3-4	1-2	3-4	4	3	1	2	2	10
Sir	19	2-6	2-6	0-0	1	1	1	3	0	6
Sharper	7	1-2	1-2	0-0	1	0	1	0	0	3
Manker	4	1-1	0-0	0-0	2	0	0	0	0	2
Team	3									
Totals	225	24-54	4-18	15-21	36	12	13	16	6	6

Halftime: UCSB 32, SDSU 22. FG %: SDSU 44.4, UCSB 42.6. 3FG%: SDSU 35.3, UCSB 22.2. FT%: SDSU 80.0, UCSB 71.4. Officials: Tom Wood, Don McAllister, Mike Reed. Technicals: None.

National Postseason Tournaments



2006 NCAA TOURNAMENT ► 2006 MOUNTAIN WEST CHAMPIONS

'03 NIT

Texas Tech 57, San Diego State 48
 March 21, 2003 ♦ Lubbock, Texas
 United Spirit Arena ♦ Att.: 7,848

LUBBOCK, Texas -- Robert Tomaszek scored 14 points as Texas Tech beat San Diego State 57-48 in the second round of NIT.

Texas Tech (20-12) led by 14 points in the first half but San Diego State trailed by just one, 46-45, with 6:41 remaining. The Aztecs (16-14) had a chance to take the lead but Tony Bland missed a layup with 6:14 left after he stole the ball from Kasib Powell and took it the length of the court.

San Diego then went scoreless for nearly five minutes before Evan Burns hit a 3-pointer from the right corner with 1:47 remaining in the game.

Powell scored 12 points, and Will Chavis and Andre Emmett - the Big 12's leading scorer - added nine each for Tech.

Deandre Moore scored 11 points and Mike Mackell added 10 to lead the Aztecs.

San Diego State took an early 12-9 lead before Tech went on a 17-0 run, during which the Aztecs missed 12 straight shots, to lead 26-12 with 6:05 left in the half.

SDSU	MP	FG	3FG	FT	R	F	A	T	B	S	TP
Burns	32	2-8	1-4	0-0	6	0	1	2	1	2	5
Sanders	25	1-3	0-0	0-0	5	3	0	1	0	0	2
Mackell	29	3-6	0-0	4-8	6	5	0	3	0	0	10
Moore	34	4-9	3-5	0-0	6	3	8	2	0	0	11
Bland	33	3-15	0-2	3-4	3	2	2	5	0	1	9
Johnson	22	3-7	3-6	0-1	4	4	0	4	0	1	9
Sir	7	0-2	0-2	0-0	1	0	0	1	0	0	0
Sharper	7	0-2	0-2	0-0	1	1	0	1	0	1	0
Davis	8	1-2	0-0	0-0	3	3	0	2	0	0	2
Manker	2	0-0	0-0	0-0	0	0	0	0	0	0	0
Wardrop	1	0-0	0-0	0-0	0	0	0	0	0	0	0
Team					4						
Totals	200	17-54	7-21	7-13	39	21	11	21	1	5	48

Texas Tech	MP	FG	3FG	FT	R	F	A	T	B	S	TP
Emmett	40	2-10	0-1	5-8	15	1	3	2	0	2	9
Powell	38	3-8	0-0	6-9	6	2	3	3	0	0	12
Tomaszek	37	5-10	0-0	4-9	8	3	2	0	0	0	14
Doudney	18	2-4	1-2	0-0	4	2	1	2	0	1	5
Marshall	9	1-1	0-0	0-0	0	0	2	0	0	0	2
Chavis	27	4-9	0-2	1-2	1	1	0	4	0	1	9
Ross	29	3-6	0-0	0-0	2	3	5	1	1	6	6
Washington	2	0-1	0-1	0-0	0	1	0	0	0	0	0
Team											
Totals	200	20-49	1-6	16-28	36	13	16	12	1	10	57

Halftime: Texas Tech 33, San Diego State 21. **FG %:** Texas Tech 40.8, San Diego State 31.5. **3FG%:** San Diego State 33.3, Texas Tech 16.7. **FT%:** Texas Tech 57.1, San Diego State 53.8. **Officials:** Kelly Self, Larry Spaulding, Shawn Lehigh. **Technical:** None.

'06 NCAA Tournament

Indiana 87, San Diego State 83
 March 16, 2006 ♦ Salt Lake City, Utah
 Huntsman Center ♦ Att.: 15,122

SALT LAKE CITY -- Making its third postseason appearance in five years, 11th-seeded San Diego State fell 87-83 to sixth-seeded Indiana in a nailbiter in the first round of the NCAA Tournament.

The Hoosiers led by as many as nine points with just over six minutes remaining in the first half until Brandon Heath hit a three-pointer with 55 seconds left to give SDSU a one-point lead. As the half came to a close, Mohamed Abukar made a layup, giving the Aztecs a three-point cushion heading into half-time, despite hitting 62.1 percent of their field goals.

As the second half began, San Diego State started to pull away as it built a pair of 10-point leads, the last coming with 11:44 left in the contest.

Indiana chipped away at the Aztecs' lead and eventually tied the game at 76 with just under four minutes remaining. But just as it had all evening, SDSU pulled ahead until Heath lost the ball near midcourt with 55 seconds left, forcing a jumpball situation that the Hoosiers wound up winning.

After an Indiana timeout, the ensuing play saw Robert Vaden, who had 18 points, hit a three-point field goal giving the Hoosiers a two-point advantage with the clock showing five seconds.

On the inbounds play, Abukar sailed a pass out of bounds and the Aztecs fouled on the next possession sending IU to the line where they connected on both free-throw attempts to end the game.

Abukar led all scorers with 24 points and also had nine rebounds. Heath scored 15 with Marcus Slaughter contributing 13 points and 10 rebounds. Richie Williams and John Sharper chipped in with 12 and 11 points, respectively.

(11) SDSU	MP	FG	3FG	FT	R	F	A	T	B	S	TP
Spain	18	3-4	0-0	2-2	2	4	0	2	0	0	8
Abukar	31	8-13	2-2	6-6	9	2	0	4	2	1	24
Slaughter	38	5-8	0-0	3-5	10	4	1	2	0	1	13
Heath	38	6-17	3-9	0-0	2	2	5	2	0	1	15
Williams	39	5-6	2-3	0-0	6	4	8	5	0	4	12
Sharper	24	4-6	3-4	0-0	0	1	0	1	0	0	11
Davis	9	0-0	0-0	0-0	3	1	1	0	0	0	0
Thomas	1	0-0	0-0	0-0	0	0	0	0	0	0	0
Camara	2	0-1	0-0	0-2	0	1	0	0	0	0	0
Team					4						
Totals	200	31-55	10-18	11-15	36	19	15	16	2	7	83

(6) Indiana	MP	FG	3FG	FT	R	F	A	T	B	S	TP
Ratliff	20	2-7	1-4	0-0	3	0	1	1	0	1	5
Vaden	36	5-12	5-11	3-3	3	3	3	2	0	1	18
Killingsworth	25	8-13	0-0	2-5	4	4	2	3	0	1	18
Strickland	32	4-9	1-4	0-0	0	4	2	1	0	1	9
Calloway	28	8-9	1-1	1-1	4	1	3	1	0	6	18
Wilmington	23	4-13	0-5	3-6	6	2	0	0	0	1	11
Suhr	4	0-0	0-0	0-0	0	0	0	0	0	0	0
Allen	17	1-2	0-1	0-2	1	1	1	0	0	0	2
Kline	6	0-1	0-0	0-0	0	0	1	0	0	0	0
Monroe	19	3-5	0-0	0-1	3	1	1	1	0	0	6
Team					6						
Totals	200	35-71	8-26	9-16	31	16	14	9	0	11	87

Halftime: San Diego State 44, Indiana 41. **FG %:** San Diego State 56.4, Indiana 49.3. **3FG%:** San Diego State 55.6, Indiana 30.8. **FT%:** San Diego State 73.3, Indiana 56.3. **Officials:** Tom Lopes, Michael Stuart, George Washington. **Technical:** None.

NCAA/NIT Team Records

San Diego State

Points Scored
 83, vs. Indiana, 3-16-06
Fewest Points
 48, vs. Texas Tech, 3-21-03
Fewest Points in Win
 67, vs. UC Santa Barbara, 3-19-03
Winning Margin
 5, vs. UC Santa Barbara, 3-19-03
Losing Margin
 29, vs. Illinois, 3-15-02
Field Goals
 35, vs. UNLV, 3-15-75
Field Goals Attempted
 73, vs. UCLA, 3-13-76
Highest FG Percentage
 .564, vs. Indiana, 3-16-06
3-Point Field Goals
 10, vs. Indiana, 3-16-06
3-Point Field Goals Attempted
 21, vs. Texas Tech, 3-21-03
3-Point Field Goal Pct.
 .556, vs. Indiana, 3-16-06
Free Throws
 18, vs. UNLV, 3-14-85
Free Throws Attempted
 30, vs. UNLV, 3-14-85
Free Throw Percentage (min. 5 made)
 .737 (14-19), vs. UCLA, 3-13-76
***Offensive Rebounds**
 12, vs. Illinois, 3-15-02
***Defensive Rebounds**
 28, vs. Texas Tech, 3-21-03 and vs. UCSB, 3-19-03
Total Rebounds
 53, vs. UNLV, 3-15-75
Assists
 21, vs. UNLV, 3-15-85
Blocked Shots
 6, vs. UCSB, 3-19-03 and vs. UNLV, 3-14-85
Steals
 13, vs. UC Irvine, 3-12-82
Turnovers
 22, vs. UNLV, 3-15-75
Fewest Turnovers
 11, vs. UCLA, 3-13-76

Opponent

Points Scored
 93, Illinois, 3-15-02
Highest FG Percentage
 .609 (20-46), UC Irvine, 3-12-82
3-point Field Goals
 13, Illinois, 3-15-02
3-Point Field Goal Pct.
 .520 (13-25), Illinois, 3-15-02
Rebounds
 44, UCLA, 3-13-76
Assists
 24, Illinois, 3-15-02
Blocked Shots
 6, Illinois, 3-15-02 and UCLA, 3-13-76
Steals
 12, UNLV, 3-15-75

*Not recorded before 1985

National Postseason Tournaments



2006 NCAA TOURNAMENT ▶ 2006 MOUNTAIN WEST CHAMPIONS

NCAA Tournament/NIT Individual Game Records

Individual

Points Scored
27, Al Faux vs. Illinois, 3-15-02

Field Goals
12, Will Connelly vs. UNLV, 3-15-75

Field Goals Attempted
22, Will Connelly vs. UNLV, 3-15-75

Highest FG Percentage (min. 5 made)
.800 (8-10), Leonard Allen vs. Indiana, 3-14-85

3-Point Field Goals
6, Al Faux vs. Illinois, 3-15-02

3-Point Field Goals Attempted
9, Brandon Heath vs. Indiana, 3-16-06 and Al Faux vs. Illinois, 3-15-02

3-Point Field Goal Pct. (min. 4 made)
.563 (6-9), Al Faux vs. Illinois, 3-15-02

Free Throws
7, Leonard Allen vs. UNLV, 3-14-85

Free Throws Attempted
11, Steve Copp vs. UNLV, 3-15-75

Free Throw Percentage (min. 5 made)
1.000 (6-6), Mohamed Akubar vs. Indiana, 3-16-06

***Offensive Rebounds**
5, Mike Mackell vs. Illinois, 3-15-02

***Defensive Rebounds**
8, Evan Burns vs. UC Santa Barbara, 3-19-03

Total Rebounds
17, Steve Copp vs. UNLV, 3-15-75

Assists
13, Keith Smith vs. UC Irvine, 3-12-82

Blocked Shots
4, Leonard Allen vs. UNLV, 3-14-85

Steals
5, Eddy Gordon vs. UC Irvine, 3-12-82

Minutes Played
40, Michael Cage vs. UC Irvine, 3-12-82

Opponent Individual

Points Scored
28, Mark Hull, UC Santa Barbara, 3-19-03

Highest FG Percentage (min. 5 made)
.900 (9-10), Randy Whieldo, UC Irvine, 3-12-82

3-Point Field Goals
5, Robert Vaden, Indiana, 3-16-06, Mark Hull, UC Santa Barbara, 3-19-03 and Frank Williams, Illinois, 3-12-02

3-Point Field Goal Pct. (min. 4 made)
.833 (5-6), Frank Williams, Illinois, 3-12-03

Rebounds
15, Andre Emmet, Texas Tech, 3-21-03

Assists
8, Frank Williams, Illinois, 3-12-03 and Freddie Banks, UNLV, 3-14-85

Blocked Shots
4, Marques Johnson, UCLA 3-13-76

Steals
6, Ronald Ross, Texas Tech, 3-21-03 and Earl Calloway, Indiana, 3-16-06

*Not recorded before 1985

SDSU Composite NCAA Tournament/NIT Statistics

Player	GP	GS	Min	Avg	TOTAL			3-PTS			REBOUNDS			PF-FO	A	TO	Blk	Stl	Pts	Avg	
					FG-FGA	Pct	FT-FTA	Pct	Off	Def	Tot	Avg									
Abukar, Mohamed	1	1	31	31.0	8-13	.615	2-2	1.000	6-6	1.000	3	6	9	9.0	2-0	0	4	2	1	24	24.0
Allen, Leonard	2	2	43	21.5	9-11	.818			7-10	.700			11	5.5	4-0	0	0	4	3	25	12.5
Bland, Tony	3	3	103	34.3	16-46	.348	1-8	.125	11-17	.647	3	7	10	3.3	4-0	6	7	2	3	44	14.7
Brown, Jerry	1	0	1	1.0	0-0	.000			0-0	.000			1	1.0	0-0	0	0	0	0	0	0.0
Bunting, Allen	2	2	66	33.0	5-22	.227			4-4	1.000			10	5.0	7-0	4	9	1	0	14	7.0
Burns, Evan	2	2	66	33.0	6-15	.400	1-5	.200	4-4	1.000	2	13	15	7.5	1-0	4	7	3	4	17	8.5
Cage, Michael	1	1	40	40.0	5-10	.500			0-0	.000			9	9.0	2-0	0	1	1	1	10	10.0
Caldwell, Steve	1	0	2	2.0	0-1	.000			0-0	.000			0	0.0	1-0	0	0	0	0	0	0.0
Camara, Mohamed	1	0	2	2.0	0-1	.000	0-0	.000	0-2	.000	0	0	0	0.0	1-0	0	0	0	0	0	0.0
Contreras, Raul	1	0	2	2.0	1-1	1.000			0-0	.000			0	0.0	0-0	1	0	0	0	2	2.0
Connelly, Will	2	2	77	38.5	17-36	.472			2-6	.333			21	10.5	5-0	0	3	2	0	36	18.0
Copp, Steve	2	2	73	36.5	13-29	.448			10-16	.625			28	14	7-0	2	5	1	1	36	18.0
Davis, Trimaine	2	0	17	8.5	1-2	.500	0-0	.000	0-0	.000	0	6	6	3.0	4-0	1	2	0	0	2	1.0
Delsman, Mark	2	0	28	14.0	4-7	.571			2-5	.400			4	2.0	3-0	4	3	0	1	10	5.0
Dodd, Mike	1	0	1	1.0	0-0	.000			0-0	.000			0	0.0	0-0	0	0	0	0	0	0.0
Dorsey, Creon	1	1	31	31.0	0-3	.000			2-4	.500			6	6.0	3-0	8	4	0	0	2	2.0
Earle, Gary	2	0	17	8.5	0-4	.000			0-0	.000			3	1.5	5-0	0	1	0	0	0	0.0
Epps, Myron	1	0	12	12.0	0-1	.000	0-0	.000	0-0	.000	0	0	0	0.0	2-0	1	4	0	0	0	0.0
Faux, Al	1	1	37	37.0	9-16	.562	6-9	.666	3-4	.750	1	2	3	3.0	0-0	2	3	0	2	27	27.0
Garwood, John	1	0	4	4.0	0-1	.000			0-0	.000			1	1.0	0-0	2	0	0	1	0	0.0
Gordon, Eddy	1	0	22	22.0	4-4	1.000			0-1	.000			6	6.0	1-0	1	1	0	5	8	8.0
Green, Bob	1	0	5	5.0	3-4	.750			1-2	.500			3	3.0	1-0	0	1	0	3	7	7.0
Heath, Brandon	1	1	38	38.0	6-17	.353	3-9	.333	0-0	.000	1	1	2	2.0	2-0	5	2	0	1	15	15.0
Holcomb, Randy	1	1	29	29.0	4-10	.400	0-1	.000	1-2	.500	1	2	3	3.0	0-0	2	4	0	0	9	9.0
Holden, Chris	1	0	3	3.0	0-0	.000			0-0	.000			1	1.0	1-0	0	0	0	0	0	0.0
Johnson, Tommy	2	0	47	23.5	6-11	.545	4-8	.500	3-5	.600	1	7	8	4.0	7-0	1	6	2	3	19	9.5
Jones, Zach	1	1	36	36.0	6-16	.375			1-3	.333			5	5.0	3-0	2	1	1	1	13	13.0
Kennedy, Michael	1	1	29	29.0	5-8	.625			1-3	.333			8	8.0	3-0	0	1	1	0	11	11.0
Konek, Jeff	1	0	20	20.0	1-5	.200			3-4	.750			3	3.0	4-0	7	3	0	0	5	5.0
Kovach, Bob	2	2	67	33.5	8-22	.364			5-10	.500			11	5.5	6-0	2	3	0	2	21	10.5
Kovacic, Karlo	1	0	5	5.0	0-4	.000	0-4	.000	0-0	.000	0	0	0	0.0	0-0	0	1	0	0	0	0.0
Kramer, Joel	1	0	5	5.0	1-3	.333			0-0	.000			0	0.0	0-0	0	0	0	0	2	2.0
Leary, Ray	2	2	56	28.0	8-16	.500			0-0	.000			2	1.0	6-1	15	8	0	0	16	8.0
Mackell, Mike	3	3	92	30.7	10-22	.455	0-0	.000	9-15	.600	10	5	15	5.0	8-1	3	8	0	1	29	9.7
Manker, Chris	2	0	6	3.0	1-1	1.000	0-0	.000	0-0	.000	0	2	2	1.0	0-0	0	0	0	0	2	1.0
Martens, John	1	1	28	28.0	4-8	.500			3-4	.750			2	2.0	4-0	4	0	0	0	11	11.0
Moore, Deandre	3	3	98	32.7	5-17	.294	3-10	.300	2-3	.667	3	12	15	5.0	7-0	10	4	0	1	15	5.0
Morris, Eddie	1	1	21	21.0	3-10	.300			3-4	.750			2	2.0	3-0	1	1	0	2	9	9.0
Murray, Gerald	1	0	7	7.0	0-0	.000			0-0	.000			0	0.0	0-0	0	0	0	0	0	0.0
Owens, Bobby	1	1	8	8.0	2-3	.667			0-0	.000			0	0.0	0-0	0	1	0	1	4	4.0
Plummer, Don	1	0	27	27.0	9-16	.562			1-1	1.000			7	7.0	3-0	1	3	0	0	19	19.0
Ross, Andre	1	0	8	8.0	2-4	.500			1-1	1.000			3	3.0	1-0	0	1	1	0	5	5.0
Sanders, Aerick	3	2	65	21.7	3-10	.300	0-0	.000	0-0	.000	7	9	16	5.3	9-0	1	2	1	3	6	2.0
Sharper, John	3	0	38	12.7	5-10	.500	4-8	.500	0-0	.000	0	2	2	0.7	2-0	1	2	0	1	14	4.7
Slaughter, Marcus	1	1	38	38.0	5-8	.625	0-0	.000	3-5	.600	4	6	10	10.0	4-0	1	2	0	1	13	13.0
Sir, Steve	2	0	26	13.0	2-8	.250	2-8	.250	0-0	.000	0	2	2	1.0	1-0	1	4	0	0	6	3.0
Smith, Brandon	1	0	3	3.0	0-0	.000	0-0	.000	0-0	.000	0	0	0	0.0	1-0	1	1	0	0	0	0.0
Smith, Keith	1	1	38	38.0	3-12	.250			2-4	.500			0	0.0	4-0	13	5	0	3	8	8.0
Spain, Kyle	1	1	18	18.0	3-4	.750	0-0	.000	2-2	1.000	1	1	2	2.0	4-0	0	2	0	0	8	8.0
Thomas, Matt	1	0	1	1.0	0-0	.000	0-0	.000	0-0	.000	0	0	0	0.0	0-0	0	0	0	0	0	0.0
Walton, Chris	1	0	12	12.0	0-0	.000	0-0	.000	0-0	.000	1	0	1	1.0	5-1	1	1	0	0	0	0.0
Wardrop, Ben	2	0	2	1.0	0-0	.000	0-0	.000	0-0	.000	0	0	0	0.0	0-0	0	0	0	0	0	0.0
Watson, Anthony	1	1	33	33.0	9-15	.600			1-4	.250			3	3.0	5-1	6	4	0	2	19	19.0
Welshans, Jeff	1	0	2	2.0	0-0	.000			0-1	.000			2	2.0	1-0	0	0	0	0	0	0.0
Williams, Richie	1	1	39	39.0	5-6	.833	2-3	.666	0-0	.000	1	5	6	6.0	4-0	8	5	0	4	12	12.0
Team											2	4	6								
SDSU Totals	8				217-493	.440	28-75	.373	93-152	.612			305	38.1	153-4	115	136	22	52	555	69.4
Opponents	8				244-486	.502	28-74	.378	102-157	.650			290	36.3	149-3	134	67	22	73	618	77.3

AZTEC BASKETBALL MEDIA GUIDE NATIONAL POSTSEASON TOURNAMENTS < HISTORY

Conference Tournaments



2006 NCAA TOURNAMENT ► 2006 MOUNTAIN WEST CHAMPIONS

PCAA Tournament

Round	Date	Site	Opponent	Result
1976 ● Seed: #3 ● PCAA Champions				
Semis	M.6	Stockton, Calif.	(#2) San Jose State	W 67-64
Champ	M.7	Stockton, Calif.	(#1) Pacific	W 76-64
1977 ● Seed: #2				
Quarters	M.2	San Diego (PG)	(#7) Fresno State	W 51-41
Semis	M.5	Anaheim, Calif.	(#3) San Jose State	L 74-75
1978 ● Seed: #2				
Quarters	M.2	Anaheim, Calif.	(#7) UC Santa Barbara	W 96-70
Semis	M.3	Anaheim, Calif.	(#3) CS Fullerton	L 50-64

Western Athletic Tournament

Round	Date	Site	Opponent	Result
1985 ● Seed: #2 ● WAC Champions				
Semis	M.8	El Paso, Texas (HA)	(#3) New Mexico	W 98-84
Champ	M.9	El Paso, Texas (HA)	(#1) UTEP	W 87-81
1986 ● Seed: #6				
Quarters	M.6	Laramie, Wyo. (AA)	(#3) Utah	W 73-71
Semis	M.7	Laramie, Wyo. (AA)	(#2) UTEP	L 76-78
1987 ● Seed: #9				
Prelim	M.3	San Diego (SA)	(#8) Hawai'i	W 93-90
Semis	M.5	Albuquerque (PI)	(#1) UTEP	L 65-85
1988 ● Seed: #7				
Quarters	M.9	Provo, Utah (MC)	(#2)(14) Wyoming	L 76-83
1989 ● Seed: #9				
Prelim	M.9	Salt Lake City (HC)	(#8) Utah	L 57-70
1990 ● Seed: #8				
Prelim	M.7	El Paso, Texas (HA)	(#9) Air Force	ot-L 64-70
1991 ● Seed: #8				
Prelim	M.6	Laramie, Wyo. (AA)	(#9) Air Force	W 58-51
Quarters	M.7	Laramie, Wyo. (AA)	(#1)(8) Utah	L 56-57
1993 ● Seed: #9				
Prelim	M.10	Salt Lake City (DC)	(#8) Wyoming	W 59-57
Quarters	M.11	Salt Lake City (DC)	(#1)(15) Utah	L 64-85
1994 ● Seed: #9				
Prelim	M.9	Salt Lake City (DC)	(#8) Wyoming	W 54-51
Quarter	M.10	Salt Lake City (DC)	(#1) New Mexico	L 56-61
1995 ● Seed: #9				
Prelim	M.8	Albuquerque (PI)	(#8) Fresno State	W 71-57
Quarters	M.9	Albuquerque (PI)	(#1)(22) Utah	L 63-72
1996 ● Seed: #7				
Prelim	M.6	Albuquerque (PI)	(#10) Air Force	W 80-69
Quarters	M.7	Albuquerque (PI)	(#2) New Mexico	L 75-94
1998 ● Seed: #6 (Pacific)				
Prelim	M.3	Las Vegas, Nev. (TM)	(#M3) Wyoming	ot-W 60-57
Quarters	M.5	Las Vegas, Nev. (TM)	(#P2) Fresno State	L 57-92

Mountain West Tournament

Round	Date	Site	Opponent	Result
2000 ● Seed: #8				
Quarters	M.9	Las Vegas, Nev. (TM)	(#1) UNLV	L 72-77

2001 ● Seed: #7
Quarters M.8 Las Vegas, Nev. (TM) (#3) Wyoming L 58-73

2002 ● Seed: #5 ● MWC Champions
Quarters M.7 Las Vegas, Nev. (TM) (#4) Brigham Young W 62-51
Semis M.8 Las Vegas, Nev. (TM) (#1) Wyoming W 70-69
Champ M.9 Las Vegas, Nev. (TM) (#3) UNLV W 78-75

2003 ● Seed: #5
Quarters M.13 Las Vegas, Nev. (TM) (#4) UNLV L 67-83

2004 ● Seed: #6
Quarters M.11 Denver, Colo. (PC) (#3) Utah L 69-75

2005 ● Seed: #6
Quarters M.10 Denver, Colo. (PC) (#3) Air Force W 73-68
Semis M.11 Denver, Colo. (PC) (#2) New Mexico L 67-77

2006 ● Seed: #1
Quarters M.9 Denver, Colo. (PC) (#8) Colorado State W 64-52
Semis M.10 Denver, Colo. (PC) (#4) UNLV W 63-60
Champ M.11 Denver, Colo. (PC) (#7) Wyoming ot-W 69-64

*#x - Indicates opponent seed in tournament.
Number in parenthesis indicates opponent national ranking at game time.*

AA - Arena-Auditorium (Laramie, Wyo.); DC - Delta Center (Salt Lake City, Utah); HA - Don Haskins Center (El Paso, Texas); HC - Huntsman Center (Salt Lake City, Utah); MC - Marriott Center (Provo, Utah); PC - Pepsi Center (Denver, Colo.); PI - The Pit (Albuquerque, N.M.); TM - Thomas & Mack Center (Las Vegas, Nev.)

All-League Tournament Performers

Year	Player
► Western Athletic Conference	
1985	Leonard Allen Anthony Watson
1986	Anthony Watson
► Mountain West Conference	
2002	Randy HolcombMVP Al Faux
2005	Marcus Slaughter
2006	Marcus SlaughterMVP Brandon Heath

MWC Tournament Composite

School	W	L	Pct.	PI	QF	SF	CH	SD vs.
UNLV	11	5	.688		6-0	4-2	1-3	2-2
Utah	9	6	.600		6-0	2-5	1-1	0-1
► SDSU	7	5	.583		3-4	2-1	2-0	-
BYU	7	6	.538		4-3	2-2	1-1	1-0
CSU	5	6	.455	1-0	2-5	1-1	1-0	1-0
New Mexico	5	6	.455		2-5	2-0	1-1	0-1
Wyoming	5	7	.417		4-3	1-3	0-1	2-1
TCU	0	1	.000	0-1	0-0	0-0	0-0	0-0
Air Force	0	7	.000		0-7	0-0	0-0	1-0

SDSU Record By MWC Seed

SDSU Seed	Yrs.	W	L	Titles	Opponent Seed											
					1	2	3	4	5	6	7	8				
No. 1	1	3	0	1				1-0					1-0	1-0		
No. 2	0															
No. 3	0															
No. 4	0															
No. 5	2	3	1	1	1-0			1-0	1-1							
No. 6	2	1	2			0-1		1-1								
No. 7	1	0	1					0-1								
No. 8	1	0	1		0-1											
Totals	7	7	5	2	1-1	0-1	2-2	2-1	0-0	0-0	1-0	1-0	1-0	1-0	1-0	1-0

Individual Mountain West Tournament Career Records

Points
123 by Brandon Heath, 2004-06 (6 games)

Scoring Average
20.5 by Brandon Heath, 2004-06 (6 games)

Rebounds
73 by Marcus Slaughter, 2004-06 (6 games)

Rebound Average
12.2 by Marcus Slaughter, 2004-06 (6 games)

Assists
18 by Brandon Heath, 2004-06 (6 games)

Assist Average
3.0 by Brandon Heath, 2004-06 (6 games) and Tony Bland, 2002-03 (4 games)

Minutes Played
219 by Brandon Heath, 2004-06 (6 games)

Average Minutes Played
36.5 by Brandon Heath, 2004-06 (6 games)

Field Goals
44 by Brandon Heath, 2004-06 (6 games)

Free Throws
40 by Marcus Slaughter, 2004-06 (6 games)

Three-Point Field Goals
13 by Brandon Heath, 2004-06 (6 games)

Blocked Shots
8 by Aerick Sanders, 2002-03 (4 games)

Steals
12 by Marcus Slaughter, 2004-06 (6 games)

MWC Tournament



2006 NCAA TOURNAMENT ► 2006 MOUNTAIN WEST CHAMPIONS

MWC TOURNAMENT HISTORY

Mountain West Conference Tournament Game Records/Superlatives

Individual

Points Scored
28, Brandon Heath vs. Air Force, 3-10-05

Field Goals
9, Brandon Heath vs. UNLV, 3-10-06, Marcus Slaughter vs. Air Force, 3-10-05, Aerick Sanders vs. Utah, 3-11-04 and Randy Holcomb vs. UNLV, 3-09-02

Field Goals Attempted
27, Brandon Heath vs. Wyoming, 3-11-06

Highest FG Percentage (min. 5 made)
.750 (9-12), Randy Holcomb vs. UNLV, 3-09-02

3-Point Field Goals
3, many times, last by Brandon Heath vs. New Mexico, 3-11-05

3-Point Field Goals Attempted
9, Brandon Heath vs. UNLV, 3-10-06

3-Point Field Goal Pct. (min. 3 made)
.750 (3-4), Donte Wilson vs. UNLV 3-09-00

Free Throws
10, Marcus Slaughter vs. UNLV, 3-10-06 and vs. Wyoming, 3-11-06 and Brandon Heath vs. Air Force, 3-10-05

Free Throws Attempted
13, Marcus Slaughter vs. Wyoming, 3-11-06

Free Throw Percentage (min. 5 made)
1.000 (10-10), Brandon Heath vs. Air Force, 3-10-05 and (6-6), Mike Mackell vs. UNLV, 3-07-02

Offensive Rebounds
8, Marcus Slaughter vs. Colorado St., 3-09-06

Defensive Rebounds
11, Marcus Slaughter vs. Colorado St., 3-09-06

Total Rebounds
19, Marcus Slaughter vs. Colorado St., 3-09-06

Assists
7, Wesley Stokes vs. Utah, 3-11-04

Blocked Shots
3, Randy Holcomb vs. Wyoming, 3-08-01 and Marcelo Correa vs. Wyoming, 3-08-01

Steals
3, Kyle Spain vs. Wyoming, 3-11-06, Marcus Slaughter vs. New Mexico, 3-11-05, Aerick Sanders vs. UNLV, 3-13-03 and Deandre Moore vs. BYU, 3-07-02

Minutes Played
41, Brandon Heath vs. Wyoming, 3-11-06

Team

Points Scored
78, vs. UNLV, 3-09-02

Fewest Points
58, vs. Wyoming 3-08-01

Fewest Points in Win
62, vs. Brigham Young, 3-07-02

Winning Margin
12, vs. Colorado St., 3-09-06

Losing Margin
16, vs. UNLV, 3-13-03

Field Goals
33, vs. UNLV, 3-09-02

Field Goals Attempted
68, vs. Colorado St., 3-09-06

Highest FG Percentage
.532, vs. UNLV, 3-09-02

3-Point Field Goals
7, vs. New Mexico, 3-11-05

3-Point Field Goals Attempted
22, vs. UNM, 3-11-05 and vs. UNLV, 3-13-03

3-Point Field Goal Pct.
.455, vs. Wyoming, 3-08-02

Free Throws
28, vs. Wyoming, 3-11-06

Free Throws Attempted
37, vs. Wyoming, 3-11-06

Free Throw Percentage (min. 5 made)
.826(19-23), vs. UNLV, 3-10-06

Offensive Rebounds
24, vs. Colorado St., 3-09-06

Defensive Rebounds
31, vs. Wyoming, 3-11-06

Total Rebounds
51, vs. Wyoming, 3-11-06

Assists
18, vs. UNLV, 3-13-03

Blocked Shots
7, vs. Wyoming, 3-08-01

Steals
10, vs. Wyoming, 3-11-06

Turnovers
19, vs. UNLV, 3-09-02

Fewest Turnovers
7, vs. Colorado St., 3-09-06, vs. Utah, 3-11-04 and vs. Wyoming, 3-08-02

Opponent Individual

Points Scored
31, Marcus Bailey, Wyoming, 3-08-02

Highest FG Percentage (min. 5 made)
.667 - three times

3-Point Field Goals
7, Nick Jacobson, Utah, 3-11-04

3-Point Field Goal Pct. (min. 4 made)
1.000 (4-4), Marcus Bailey, Wyoming, 3-08-02

Rebounds
17, Kaspars Kambala, UNLV, 3-09-00

Assists
9, Mark Dickel, UNLV, 3-09-00

Blocked Shots
6, Justin Williams, 3-11-06 and Michael Harrison, 3-09-06

Steals
6, Marcus Banks, UNLV, 3-13-03

Opponent Team

Points Scored
83, UNLV, 3-13-03

Highest FG Percentage
.558, UNLV, 3-13-03

3-Point Field Goals
13, Air Force, 3-10-05

3-Point Field Goal Pct.
.474 (9-19), New Mexico, 3-11-05

Rebounds
45, Brigham Young, 3-07-02

Assists
20, UNLV, 3-09-00

Blocked Shots
10, Colorado St., 3-09-06 and Wyoming, 3-08-01

Steals
10, UNLV, 3-13-03

SDSU Composite Mountain West Conference Tournament Statistics

Player	GP		TOTAL				3-PTS				REBOUNDS				PF-FO				Pts	Avg	
	GS	Min	Avg	FG-FGA	Pct	3FG-FGA	Pct	FT-FTA	Pct	Off	Def	Tot	Avg	A	TO	Blk	Stl				
Abramowitz, David	2	0	61	30.5	10-22	.455	3-11	.273	0-0	.000	2	5	7	3.5	5-0	8	2	0	1	23	11.5
Abukar, Mohamed	3	3	100	33.3	9-34	.265	0-9	.000	8-10	.800	6	7	13	4.3	8-0	2	4	3	2	26	8.7
Berokoff, Jeffrey	1	1	27	27.0	2-5	.400	1-3	.333	0-1	.000	1	3	4	4.0	3-0	4	1	0	2	5	5.0
Bland, Tony	4	4	133	33.3	14-38	.368	0-3	.000	13-17	.765	5	20	25	6.3	8-0	12	12	1	3	41	10.3
Burns, Evan	1	1	28	28.0	3-11	.273	0-4	.000	1-3	.333	3	4	7	7.0	4-0	1	3	0	1	7	7.0
Camara, Mohamed	5	0	31	6.2	0-1	.000	0-0	.000	0-0	.000	1	4	5	1.0	3-0	2	0	0	2	0	0.0
Correa, Marcelo	2	2	57	28.5	7-16	.438	0-0	.000	4-4	1.000	6	11	17	8.5	7-0	2	6	4	1	18	9.0
Davis, Trimaine	5	0	62	12.4	5-11	.455	0-0	.000	3-4	.750	4	9	13	2.6	7-0	0	2	3	2	13	2.6
Epps, Myron	5	2	95	19.0	7-17	.412	0-0	.000	7-12	.583	5	11	16	3.2	9-0	1	10	0	0	21	4.2
Faux, Al	4	4	141	35.3	24-61	.393	6-20	.300	8-11	.727	2	14	16	4.0	7-0	11	9	0	2	62	15.5
Heath, Brandon	6	6	219	36.5	42-107	.393	13-40	.325	26-31	.839	8	21	29	4.8	6-0	18	14	0	8	123	20.5
Holcomb, Randy	4	4	141	35.3	27-53	.509	2-5	.400	17-26	.654	11	19	30	7.5	10-0	8	13	4	1	73	18.3
Jackson, Bradley	1	1	33	33.0	2-6	.333	1-3	.333	1-2	.500	1	2	3	3.0	4-0	2	4	0	2	6	6.0
Johnson, Tommy	3	0	35	11.3	5-9	.556	3-5	.600	0-1	.000	0	2	2	0.7	4-0	5	1	0	0	13	4.3
Kovacic, Karlo	1	0	2	2.0	0-0	.000	0-0	.000	0-0	.000	0	0	0	0.0	0-0	0	0	0	0	0	0.0
Mackell, Mike	4	4	99	24.8	17-35	.486	0-0	.000	9-11	.818	5	10	15	3.8	15-1	0	5	1	0	43	10.8
Manker, Chris	3	0	31	10.3	4-7	.571	1-3	.333	3-5	.600	3	4	7	2.3	4-0	0	0	0	1	12	4.0
Mann, Joe	1	0	13	13.0	0-2	.000	0-0	.000	2-2	1.000	2	1	3	3.0	2-0	1	0	0	0	2	2.0
Marion, Michael	1	0	1	1.0	0-0	.000	0-0	.000	0-0	.000	0	0	0	0.0	0-0	0	0	0	0	0	0.0
Moore, Deandre	5	5	134	26.8	11-28	.393	4-15	.267	6-8	.750	2	5	7	1.4	11-0	13	4	1	7	32	6.4
Okotie, Vincent	1	0	13	13.0	2-5	.400	1-2	.500	3-5	.600	0	0	0	0.0	4-0	0	1	0	0	8	8.0
Roban, Jim	1	0	12	12.0	0-2	.000	0-1	.000	0-0	.000	0	1	1	1.0	2-0	1	0	0	1	0	0.0
Sanders, Aerick	5	2	98	19.6	18-35	.514	0-0	.000	1-3	.333	10	11	21	4.2	16-1	4	3	8	4	37	7.4
Sharper, John	7	2	153	21.9	10-27	.370	7-23	.304	8-8	1.000	1	4	5	0.7	11-0	5	6	0	4	35	5.0
Sir, Steve	1	0	10	10.0	2-4	.500	1-2	.500	0-0	.000	0	0	0	0.0	1-0	1	1	0	0	5	5.0
Slaughter, Marcus	6	6	203	33.8	32-64	.500	0-1	.000	40-53	.755	28	45	73	12.2	22-1	7	16	3	12	104	17.3
Smith, Tyler	2	0	16	8.0	0-1	.000	0-1	.000	0-2	.000	0	1	1	0.5	0-0	1	1	0	0	0	0.0
Stokes, Wesley	1	1	35	35.0	3-13	.231	0-5	.000	0-0	.000	0	0	0	0.0	1-0	7	3	0	0	6	6.0
Smith, Brandon	3	0	20	6.7	1-2	.500	1-1	1.000	0-0	.000	2	2	4	1.3	5-0	0	1	0	0	3	1.0
Spain, Kyle	3	3	78	26.0	6-18	.333	1-2	.500	9-12	.750	12	8	20	6.7	6-0	4	4	2	6	22	7.3
Thomas, Matt	5	2	106	21.2	3-23	.130	0-0	.000	1-5	.200	9	10	19	3.8	11-0	3	4	1	5	7	1.4
Walton, Chris	7	3	133	19.0	12-37	.324	5-16	.313	3-5	.600	5	19	24	3.4	17-0	13	3	3	3	32	4.6
Wardrop, Ben	2	0	2	1.0	0-0	.000	0-0	.000	0-0	.000	0	0	0	0.0	0-0	0	0	0	0	0	0.0
Williams, Richie	3	3	84	28.0	6-16	.375	2-5	.400	5-8	.625	5	5	10	3.3	12-1	10	8	0	3	19	6.3
Wilson, Donte	1	1	20	20.0	5-7	.714	3-4	.750	1-2	.500	1	1	2	2.0	4-0	1	1	0	0	14	14.0
Team											28	20	48	4.0			5				
SDSU Totals	12				289-717	.403	55-174	.316	179-251	.713	168	279	447	37.3	229-4	147	147	34	74	812	67.7
Opponents	12				289-669	.432	57-193	.295	189-258	.733	136	292	438	36.5	220	159	168	58	76	824	68.7

AZTEC BASKETBALL MEDIA GUIDE

Attendance/Home Record



2006 NCAA TOURNAMENT ▶ 2006 MOUNTAIN WEST CHAMPIONS

Division I Year-By-Year Home Record Attendance

Year	Gms.	Record	Total	Average	NCAA	PG	SA	Cox	Largest Home Crowd
1970-71	14	10 - 4	26,842	1,917		10-4	-		3,253 vs. Long Beach State
1971-72	13	11 - 2	37,300	2,869		1-1	10-1		9,744 vs. Long Beach State
1972-73	13	11 - 2	38,425	2,956		3-0	8-2		6,586 vs. Long Beach State
1973-74	11	5 - 6	13,134	1,194		4-3	1-3		1,576 vs. UC Santa Barbara
1974-75	14	9 - 5	42,480	3,034		9-0	0-5		5,183 vs. Marquette
1975-76	13	10 - 3	36,517	2,809		8-3	2-0		3,884 vs. Long Beach State
1976-77	13	9 - 4	40,271	3,098		8-2	1-2		6,018 vs. Long Beach State
1977-78	13	12 - 1	57,212	4,401	107	-	12-1		7,648 vs. Fresno State
1978-79	17	13 - 4	69,681	4,099	119	-	13-4		7,788 vs. Brigham Young
1979-80	17	6 - 11	54,742	3,220	155	1-0	5-11		5,717 vs. Brigham Young
1980-81	14	9 - 5	67,011	4,787	96	1-0	8-5		11,044 vs. DePaul
1981-82	18	16 - 2	86,825	4,824	98	3-0	13-2		10,281 vs. Hawai'i
1982-83	17	14 - 3	59,120	3,478	141	5-0	9-3		7,611 vs. Brigham Young
1983-84	16	11 - 5	57,094	3,568	143	0-1	11-4		7,565 vs. Villanova
1984-85	15	12 - 3	61,993	4,133	121	-	12-3		8,843 vs. Texas-El Paso
1985-86	12	7 - 5	32,397	2,700	165	-	7-5		4,153 vs. Brigham Young
1986-87	17	5 - 12	29,049	1,709	224	-	5-12		3,325 vs. San Diego
1987-88	15	9 - 6	52,333	3,489	147	-	9-6		10,465 vs. Brigham Young
1988-89	17	11 - 6	70,235	4,131	123	-	11-6		13,106 vs. North Carolina
1989-90	16	10 - 6	56,791	3,549	148	-	10-6		5,946 vs. UTEP
1990-91	16	10 - 6	38,222	2,389	204	3-0	7-6		4,007 vs. San Diego
1991-92	14	1 - 13	33,243	2,375	207	-	1-13		6,656 vs. UCLA
1992-93	15	6 - 9	23,763	1,584	248	6-9	-		3,538 vs. UNLV
1993-94	13	7 - 6	18,970	1,459		7-6	-		2,134 vs. Brigham Young
1994-95	14	9 - 5	15,410	1,101		9-5	-		2,279 vs. Brigham Young
1995-96	15	11 - 4	40,161	2,677		1-0	10-4		5,839 vs. Utah
1996-97	14	9 - 5	37,379	2,670		1-1	8-4		5,249 vs. UNLV
1997-98	14	7 - 7	60,363	4,312		-	-	7-7	11,334 vs. Fresno State
1998-99	15	4 - 11	47,035	3,136		-	-	4-11	6,164 vs. Utah
1999-00	15	5 - 10	39,266	2,618	184	-	-	5-10	5,089 vs. Utah
2000-01	17	12 - 5	77,104	4,528		-	-	12-5	8,186 vs. San Diego
2001-02	15	12 - 3	92,475	6,165	87	-	-	12-3	11,764 vs. UNLV
2002-03	17	11 - 6	121,926	7,172	69	-	-	11-6	*12,414 vs. Arizona/Texas Tech
2003-04	15	11 - 4	100,513	6,701	79	-	-	11-4	11,027 vs. Air Force
2004-05	16	7 - 9	94,450	5,903	93	-	-	7-9	8,983 vs. Utah
2005-06	15	13 - 2	105,209	7,014	76	-	-	13-2	*12,414 vs. Wyoming
Div. I Era	535	335 - 200	1,934,941	3,617		80-35	173-108	82-57	

Bold indicates school record. NCAA refers to national attendance ranking as compiled by the NCAA. PG - Peterson Gym. SA - San Diego Sports Arena. Cox - Cox Arena at Aztec Bowl. * - Indicates sellout.

Cox Arena Record and Attendance

The Aztecs in Cox Arena

Season	W	L
1997-98	7	7
1998-99	4	11
1999-00	5	10
2000-01	12	5
2001-02	12	3
2002-03	11	6
2003-04	11	4
2004-05	7	9
2005-06	13	2
Cox Totals	82	57

Attendance in Cox Arena

Season	Total	Avg.
1997-98	60,363	4,312
1998-99	47,035	3,136
1999-00	39,266	2,618
2000-01	77,104	4,528
2001-02	92,475	6,165
2002-03	121,926	7,172
2003-04	100,513	6,701
2004-05	94,450	5,903
2005-06	105,209	7,014
Cox Totals	738,341	5,312

Largest Home Crowds

Rk.	Att.	Facility	Opponent	Date	Day	Result
1.	13,106	SA	(7) North Carolina	Dec. 29, 1988	Thur.	L, 92-103
2.	(c) 12,414	Cox	Wyoming* •	Mar. 1, 2006	Wed.	W, 91-72
(c) 12,414	Cox	(23/21) Texas Tech •	Jan. 6, 2003	Mon.	L, 63-75	
(c) 12,414	Cox	(1/1) Arizona •	Dec. 7, 2002	Sat.	L, 81-89	
5.	11,764	Cox	UNLV* •	Jan. 26, 2002	Sat.	L, 79-80 (ot)
6.	11,718	Cox	Air Force* •	Feb. 8, 2006	Wed.	W, 61-51
7.	11,334	Cox	Fresno State*	Jan. 31, 1998	Sat.	L, 94-97
8.	11,287	Cox	Brigham Young* •	Jan. 21, 2006	Sat.	W, 88-61
9.	11,044	SA	(1) DePaul (CC)	Dec. 30, 1980	Tues.	L, 69-85
10.	11,027	Cox	Air Force* •	Jan. 31, 2004	Sat.	L, 43-57
11.	10,465	SA	(7) Brigham Young*	Feb. 18, 1988	Thur.	W, 82-80 (ot)
12.	10,293	Cox	Brigham Young* •	Jan. 12, 2004	Mon.	W, 65-61
13.	10,281	SA	Hawai'i*	Feb. 13, 1982	Sat.	W, 79-60
14.	9,744	SA	(8) Long Beach State*	Jan. 6, 1972	Thur.	L, 75-89
15.	9,497	Cox	TCU* •	Feb. 18, 2006	Sat.	W, 83-71
16.	9,156	Cox	Utah* (D) •	Feb. 11, 2006	Sat.	L, 65-67
17.	8,983	Cox	(21/22) Utah*	Feb. 5, 2005	Sat.	L, 41-61
18.	8,978	Cox	California (SS)*	Dec. 11, 2004	Sat.	L, 57-60
19.	8,867	SA	UNLV*	Feb. 6, 1982	Sat.	W, 81-68
20.	8,843	SA	Texas-El Paso*	Feb. 14, 1985	Thur.	W, 76-63
21.	8,825	SA	La Salle (CC)	Dec. 29, 1980	Mon.	W, 93-67
22.	8,649	SA	Wyoming*	Jan. 28, 1988	Thur.	L, 56-57
23.	8,554	Cox	Colorado State* •	Feb. 1, 2003	Sat.	L, 69-72
24.	8,497	Cox	Brigham Young* •	Jan. 20, 2003	Mon.	L, 69-80
25.	8,438	Cox	(21/16) Fresno State •	Dec. 8, 2001	Sat.	W, 93-78
26.	8,198	Cox	Wyoming* •	Feb. 21, 2004	Sat.	W, 74-66
27.	8,186	Cox	San Diego •	Dec. 9, 2000	Sat.	L, 52-55
28.	8,178	Cox	UNLV* (D) •	Jan. 17, 2004	Sat.	W, 83-78
29.	8,139	Cox	Utah* (D) •	Mar. 6, 2004	Sat.	L, 69-75
30.	8,114	SA	UC Irvine (NIT)	Mar. 12, 1982	Fri	L, 69-70

Opponent Associated Press national ranking at game time left of team name (Associated Press/coaches poll if available). * - Indicates conference game. c - indicates venue capacity. CC - Cabrillo Classic. NIT - Postseason NIT game. SS - San Diego SLAM. D - Game played during day. • - Indicates Fisher era.

Largest Road/Neutral Crowds

Rk.	Att.	Opponent	Date	Result
1.	22,891	at Brigham Young*	Feb. 3, 1979	L, 80-88
2.	22,718	at (17) Brigham Young*	Jan. 8, 1981	L, 73-84
3.	21,873	at (12) Brigham Young*	Mar. 1, 1980	L, 81-114
4.	21,744	at Brigham Young*	Jan. 12, 1989	L, 81-85
5.	21,572	at (5) North Carolina	Nov. 24, 1991	L, 63-99
6.	21,365	at Brigham Young*	Feb. 16, 1984	L, 92-94 (ot)
7.	21,223	at Brigham Young*	Feb. 15, 1996	L, 68-81
8.	20,850	vs. (13/16) Illinois (D) (NCAA) ^	Mar. 15, 2002	L, 64-93
9.	20,794	at Brigham Young*	Jan. 14, 1983	L, 74-96
10.	20,725	at Brigham Young* (D)	Feb. 27, 1982	L, 66-106
11.	20,536	at Brigham Young*	Jan. 9, 1988	L, 65-92
12.	20,238	at Brigham Young*	Feb. 1, 1990	L, 58-75
13.	19,411	at Brigham Young* (D)	Jan. 12, 2002	L, 64-75
14.	18,743	at Brigham Young*	Jan. 31, 1985	W, 77-71
15.	18,424	at Brigham Young*	Feb. 10, 1994	L, 87-101
16.	18,142	at Brigham Young*	Jan. 12, 1995	L, 57-66
17.	18,129	at New Mexico*	Jan. 18, 1985	L, 85-94
18.	18,100	at New Mexico*	Mar. 2, 1989	L, 72-102
19.	18,031	at Brigham Young*	Feb. 7, 1991	L, 55-75
20.	18,025	at New Mexico*	Feb. 24, 1990	L, 69-91
21.	17,946	at New Mexico*	Jan. 14, 1984	W, 74-68
22.	17,755	at New Mexico*	Feb. 24, 1979	L, 78-84
23.	17,527	at New Mexico*	Feb. 25, 1995	L, 42-67
24.	17,469	at New Mexico*	Feb. 26, 2000	L, 49-78
25.	17,104	at New Mexico*	Mar. 1, 1986	L, 92-95 (ot)
26.	16,976	vs. Florida ^^	Dec. 21, 1985	W, 63-62
27.	16,937	at New Mexico*	Feb. 12, 1988	L, 85-93
28.	16,910	at Brigham Young*	Feb. 29, 1992	L, 78-98
29.	16,841	at New Mexico*	Feb. 2, 2002	W, 78-65
30.	16,830	at New Mexico*	Feb. 20, 1982	W, 86-79
	16,830	at New Mexico* (D)	Feb. 17, 2001	L, 54-72

^ - Game played at United Center (Chicago, Ill.). ^^ - Game played at Thomas & Mack Center (Las Vegas, Nev.)

Mountain West Conference Series



2006 NCAA TOURNAMENT ► 2006 MOUNTAIN WEST CHAMPIONS



Air Force

	Pre WAC	WAC	WAC Tourney	MWC	MWC Tourney	NCAA Tourney	Total	Streak
at San Diego, Calif. Cox Arena	1-0	15-3	-	4-3	-	-	20-6	Won 1
at USAFA, Colo. Clune Arena	-	12-6	-	2-5	-	-	14-11	Lost 3
at Neutral Sites	-	-	2-1	-	1-0	-	3-1	Won 3
TOTALS	1-0	27-9	2-1	6-8	1-0	-	37-18	Won 1

SDSU Single-Game Superlatives vs. AFA

SDSU Most Points - 88, J.5.85 at AF
 SDSU Fewest Points - 43 (twice), J.31.04 at SD, F.2.84 at AF
 SDSU Widest Margin - 24 (twice), J.20.01 at SD, J.31.83 at SD
 AFA Most Points - 87, F.4.89 at AF
 AFA Fewest Points - 43 (twice), J.20.01 at SD, J.15.81 at SD
 AFA Widest Margin - 28, F.9.95 at AF



Brigham Young

	Pre WAC	WAC	WAC Tourney	MWC	MWC Tourney	NCAA Tourney	Total	Streak
at San Diego, Calif. Cox Arena	3-0	8-12	-	4-3	-	-	15-15	Won 3
at Provo, Utah Marriott Center	0-0	2-18	-	1-6	-	-	3-24	Lost 1
at Neutral Sites	-	-	-	-	1-0	-	1-0	Won 1
TOTALS	3-0	10-30	-	5-9	1-0	-	19-39	Lost 1

SDSU Single-Game Superlatives vs. BYU

SDSU Most Points - 104, D.23.77 at SD
 SDSU Fewest Points - 42, D.20.40 at SD
 SDSU Widest Margin - 27, J.21.06 at SD
 BYU Most Points - 123, J.24.80 at SD
 BYU Fewest Points - 40, D.20.40 at SD
 BYU Widest Margin - 40, F.27.82 at BY



Colorado State

	Pre WAC	WAC	WAC Tourney	MWC	MWC Tourney	NCAA Tourney	Total	Streak
at San Diego, Calif. Cox Arena	2-1	10-9	-	5-2	-	-	17-12	Won 3
at Fort Collins, Colo. Moby Arena	-	2-17	-	2-5	-	-	4-22	Won 1
at Neutral Sites	-	-	-	-	1-0	-	1-0	Won 1
TOTALS	2-1	12-26	-	7-7	1-0	-	22-34	Won 3

SDSU Single-Game Superlatives vs. CSU

SDSU Most Points - 90 (twice), J.18.97 at SD, F.9.79 at SD
 SDSU Fewest Points - 45, M.3.90 at CS
 SDSU Widest Margin - 22, J.5.81 at SD
 CSU Most Points - 102, M.3.03 at CS
 CSU Fewest Points - 45, J.27.83 at SD
 CSU Widest Margin - 28, F.12.00 at SD



New Mexico

	Pre WAC	WAC	WAC Tourney	MWC	MWC Tourney	NCAA Tourney	Total	Streak
at San Diego, Calif. Cox Arena	1-0	12-7	-	4-3	-	-	17-10	Won 1
at Albuquerque, N.M. The Pit/Bob King Court	0-1	3-16	0-1	2-5	-	-	5-23	Won 1
at Neutral Sites	-	-	1-1	-	0-1	-	1-2	Lost 2
TOTALS	1-1	15-23	1-2	6-8	0-1	-	23-35	Won 2

SDSU Single-Game Superlatives vs. UNM

SDSU Most Points - 104, D.20.76 at NM
 SDSU Fewest Points - 42, F.25.95 at NM
 SDSU Widest Margin - 24, F.3.83 at NM
 UNM Most Points - 107, D.20.76 at NM
 UNM Fewest Points - 37, F.3.83 at NM
 UNM Widest Margin - 30 (twice), J.7.99 at NM, M.2.89 at NM



TCU

	Pre WAC	WAC	WAC Tourney	MWC	MWC Tourney	NCAA Tourney	Total	Streak
at San Diego, Calif. Cox Arena	0-1	0-1	-	1-0	-	-	1-2	Won 1
at Forth Worth, Texas Daniel-Meyer Coliseum	-	0-1	-	1-0	-	-	1-1	Won 1
at Neutral Sites	-	-	-	-	-	-	-	-
TOTALS	0-1	0-2	-	2-0	-	-	2-3	Won 2

SDSU Single-Game Superlatives vs. TCU

SDSU Most Points - 83, F.18.06 at SD
 SDSU Fewest Points - 61, J.17.98 at SD
 SDSU Widest Margin - 19, J.18.06 at TC
 TCU Most Points - 105, J.17.98 at SD
 TCU Fewest Points - 57, J.18.06 at TC
 TCU Widest Margin - 44, J.17.98 at SD



UNLV

	Pre WAC	WAC	WAC Tourney	MWC	MWC Tourney	NCAA Tourney	Total	Streak
at San Diego, Calif. Cox Arena	3-5	0-1	-	3-4	-	-	6-10	Won 1
at Las Vegas, Nev. Thomas & Mack Center	1-8	0-1	-	2-5	1-2	-	4-16	Won 2
at Neutral Sites	0-1	0-1	-	2-5	1-2	-	3-9	-
at Neutral Sites	-	-	-	-	1-0	0-2	1-2	Won 1
TOTALS	4-13	0-2	-	5-9	2-2	0-2	11-28	Won 3

SDSU Single-Game Superlatives vs. UNLV

SDSU Most Points - 113, D.11.76 at SD
 SDSU Fewest Points - 55, D.22.00 at LV
 SDSU Widest Margin - 29, J.8.66 at SD
 UNLV Most Points - 118, D.11.76 at SD
 UNLV Fewest Points - 60, M.10.06 at Denver
 UNLV Widest Margin - 27, D.27.68 at LV



Utah

	Pre WAC	WAC	WAC Tourney	MWC	MWC Tourney	NCAA Tourney	Total	Streak
at San Diego, Calif. Cox Arena	-	6-13	-	1-6	-	-	7-19	Lost 3
*at Salt Lake City, Utah Huntsman Center	0-1	1-18	0-2	1-6	-	-	2-27	Won 1
*at Neutral Sites	0-1	1-18	0-1	1-6	-	-	2-26	Won 1
*at Neutral Sites	-	-	1-3	-	0-1	-	1-4	Lost 2
TOTALS	0-1	7-31	1-4	2-12	0-1	-	10-49	Lost 1

SDSU Single-Game Superlatives vs. Utah

SDSU Most Points - 91, F.28.80 at UT
 SDSU Fewest Points - 38, F.11.99 at UT
 SDSU Widest Margin - 13 (twice), F.28.87 at UT, J.30.82 at SD
 Utah Most Points - 112, F.28.80 at UT
 Utah Fewest Points - 50, F.20.88 at SD
 Utah Widest Margin - 48, F.11.99 at UT



Wyoming

	Pre WAC	WAC	WAC Tourney	MWC	MWC Tourney	NCAA Tourney	Total	Streak
at San Diego, Calif. Cox Arena	-	13-6	-	3-4	-	-	16-10	Won 1
at Laramie, Wyo. Arena-Auditorium	-	2-17	-	3-4	-	-	5-21	Won 1
at Neutral Sites	-	2-13	-	3-4	-	-	5-17	-
at Neutral Sites	-	-	3-1	-	2-1	-	5-2	Won 2
TOTALS	-	15-23	3-1	6-8	2-1	-	26-33	Won 3

SDSU Single-Game Superlatives vs. UW

SDSU Most Points - 95, F.23.91 at WY
 SDSU Fewest Points - 50, F.15.97 at WY
 SDSU Widest Margin - 19, M.1.06 at SD
 UW Most Points - 102, F.7.81 at WY
 UW Fewest Points - 51, M.9.94 at WY
 UW Widest Margin - 45, F.7.81 at WY

* - one neutral site game was played at the Delta Center in Salt Lake City.

MOUNTAIN WEST CONFERENCE SERIES < HISTORY

AZTEC BASKETBALL MEDIA GUIDE