



Skylar Spencer set the single-season record for blocked shots in 2014-15 en route to becoming the school's all-time leader in the category.

Inside:

Team Records	110
Team Season Records	112
Individual Game Records	114
Top Game Performances	116
Miscellaneous Records	118
Individual Season Records	120
Individual Career Records	123
Freshman Season Records	126
Mountain West Records	127
Viejas Arena Records	129

Team Records



SIX CONSECUTIVE NCAA TOURNAMENT APPEARANCES ► NINE-TIME MW CHAMPIONS

Team Single-Game

Points

Most Game

140 vs. Chapman (140-37), Jan. 15, 1954

Most Division I Game

138 vs. U.S. International (138-93), Feb. 20, 1986

Most Conference Game

115 vs. San José State (115-102), Feb. 12, 1971

Most Mountain West Game

98 at TCU (98-92, ot), March 3, 2012

Most Game/Both Teams

231 vs. U.S. International (138-93), Feb. 20, 1986 and vs. UNLV (113-118), Dec. 11, 1976

Most Conference Game/Both Teams

217 vs. San José State (115-102), Feb. 12, 1971

Most Mountain West Game/Both Teams

191 at Colorado State (89-102), March 3, 2003

Fewest Points/Game

3 vs. Alumni (3-24) at Stanford, Dec. 26, 1921

Fewest Points/Division I Game

36 at Washington (36-49), Dec. 7, 2014

Fewest Points/Conference Game and Fewest Points/Mountain West Game

38 at Utah (38-86), Feb. 11, 1999

Rebounding

Most Game

75 vs. Portland State (86-53), Dec. 15, 1972

Most Mountain West Game

50 at TCU (98-92, ot), March 3, 2012, at Air Force (70-58), Feb. 19, 2011, vs. Utah (85-53), Feb. 8, 2011 and at New Mexico (73-68, ot), Feb. 20, 2007

Field Goal Shooting

Most Field Goals/Game

56 vs. Chapman (140-37), Jan. 15, 1954 and Morgan State (128-68), Dec. 1, 1984

Most Field Goals/Mountain West Game

35 vs. Wyoming (96-57), Jan. 29, 2011

Most Field Goals Attempted/Game

109 vs. Brigham Young (91-123), Jan. 24, 1980

Most Field Goals Att./Mountain West Game

90 at Colorado State (82-92, 2ot), Jan. 24, 2004

Highest Field Goal Percentage/Game

74.1 percent (43-of-58) vs. UC Santa Barbara (96-70), March 2, 1978

Highest Field Goal Pct./Mountain West Game

68.2 percent (30-of-44) vs. Wyoming (79-51), Feb. 19, 2013

Free Throw Shooting

Most Free Throws Made/Game

38 vs. Westmont (106-91), Dec. 10, 1992

Most Free Throws Made/Mountain West Game

33 vs. UNLV (91-93, ot), Feb. 12, 2005

Highest Free Throw Percentage/Game

100.0 percent (13-of-13) vs. Fresno State, Feb. 16, 1978

Highest Free Throw Pct./Mountain West Game

100.0 percent (12-of-12) at Air Force, Jan. 11, 2003

Three-Point Field Goals

Most Three-Point Field Goals/Game

17 vs. Wyoming (33 att.) (96-57), Jan. 29, 2011

Most Three-Point FGs/Mountain West Game

17 vs. Wyoming (33 att.) (96-57), Jan. 29, 2011

Highest Three-Point Field Goal Percentage/Game

76.9 percent (10-of-13) vs. Southern Miss (79-51), Nov. 20, 2005 (min: 12 att.); 81.8 pct (9-of-11) vs. UCSD, Nov. 15, 2007 (min: 11 att)

Highest Three-Point FG Pct./Mountain West Game

69.2 percent (9-of-13) vs. New Mexico (75-69), Jan. 25, 2006 (min: 12 att.)

Other Statistics

Most Assists/Game

34 vs. Portland State (110-80), Jan. 10, 1976

Most Assists/Mountain West Game

23 at Wyoming (83-85), Jan. 9, 2010 and vs. Colorado State (86-62), March 1, 2008

Most Steals/Mountain West Game

15 vs. Wyoming (81-88), Jan. 22, 2005

Most Turnovers/Game

46 at Lamar (65-90), Dec. 22, 1992

Most Turnovers/Mountain West Game

28 vs. UNLV (79-80), Jan. 26, 2002

Fewest Turnovers/Game

3 vs. Pomona-Pitzer (89-54), Dec. 31, 2009

Fewest Turnovers/Mountain West Game

4 vs. Wyoming (43-45), March 14, 2015; vs. Nevada (73-58), Feb. 8, 2014; at Colorado State (65-56), Feb. 1, 2014; vs. Fresno State (68-60), Jan. 15, 2014; vs. Utah (85-53), Feb. 8, 2011

Most Blocked Shots/Mountain West Game

11 vs. Wyoming (96-57), Jan. 29, 2011 and vs. Wyoming (85-88), Jan. 21, 2002

Team Single-Season

Wins/Losses

Most Wins/Season

34 in 2010-11 (34-3)

Most Wins/Division I Season

34 in 2010-11 (34-3)

Most Wins/Conference Season

16 in 2013-14 (16-2/MW)

Most Wins/Mountain West Season

16 in 2013-14 (16-2)

Fewest Losses/Season

2 in 1931-32 (13-2-1)

Fewest Losses/Division I Season

3 in 2010-11 (34-3)

Fewest Losses/Conference Season

0 in 1922-23 (6-0/SCJC) and 1924-25 (6-0/SCJC)

Fewest Losses/Division I Conference Season

2 in 2013-14 (16-2/MW); 2010-11 (14-2/MW)

Most Games Played/Season

37 in 2010-11 (34-3)

Points

Most Points Scored/Season

2,660 in 2010-11 (71.9 points per game)

Highest Scoring Average/Season

86.9 in 1970-71 (2,261 points in 26 games)

Highest Scoring Margin/Division I Season

+13.3 in 2013-14 (31-5)

Fewest Points Scored/Division I Season

1,745 in 1998-99 and 1999-00

Lowest Scoring Average/Division I Season

61.8 in 2014-15 (2,226 points in 36 games)

Lowest Scoring Margin/Division I Season

-13.1 in 1991-92 (2-26)

Rebounds

Most Rebounds/Season

1,476 in 1966-67 (50.9 per game)

Most Rebounds/Division I Season

1,396 in 2010-11 (37.7 per game)

Highest Rebound Average/Season

53.2 in 1971-72 (1,489 in 28 games)

Highest Rebound Margin/Division I Season

+6.7 in 2010-11

Lowest Rebound Margin/Division I Season

-7.6 in 1998-99

Field Goal Shooting

Most Field Goals/Season

991 in 2010-11 (34-3)

Most Field Goals Attempted/Season

2,141 in 2010-11 (34-3)

Highest Field Goal Percentage/Season

50.8 percent (919-of-1,810) in 1977-78 (19-9)

Free Throw Shooting

Most Free Throws Made/Season

606 in 1955-56

Most Free Throws Made/Division I Season

598 in 2013-14 (31-5)

Most Free Throws Attempted/Division I Season

902 in 2010-11 (34-3)

Highest Free Throw Percentage/Season

73.5 percent (431-of-586) in 1968-69 (10-15)

Highest Free Throw Percentage/Division I Season

72.8 percent (558-of-767) in 2005-06 (24-9)

Three-Point Field Goal Shooting

Most Three-Point Field Goals/Season

223 in 2010-11 (34-3)

Most Three-Point Field Goal Attempts/Season

639 in 2010-11 (34-3)

Highest Three-Point FG Percentage/Season

43.7 percent (131-of-300) in 1987-88 (12-17)

Other Statistics

Most Assists/Season

602 in 1977-78 (21.5 assists per game) (19-9)

Highest Assist Average/Season

21.5 in 1977-78 (602 assists in 28 games) (19-9)

Most Steals/Season

287 in 2008-09 (36 games) (26-10)

Most Blocked Shots/Season

183 in 2013-14 (36 games) (31-5)

Streaks and Miscellaneous

Highest Average Home Attendance

12,414 in 2014-15 (16-1); 2013-14 (15-1); 2012-13 (14-1)

Longest Winning Streak/Season

20 games in 2013-14 (31-5); 2010-11 (34-3)

Longest Winning Streak/Division I Season

20 games in 2013-14 (31-5); 2010-11 (34-3)

Longest Home Court Win Streak/Division I Season

16 games in 1981-82 (total streak was 17 games when including final home game of 1980-81)

Longest Home Court Win Streak/Viejas Arena

29 games from Nov. 20, 2013-Feb. 14, 2015 (broken: Feb. 28, 2015) (final 14 home games of 2013-14 and first 15 home games of 2014-15)

Team Records/Streaks



SIX CONSECUTIVE NCAA TOURNAMENT APPEARANCES ► NINE-TIME MW CHAMPIONS

Largest Margin of Victory

Pl.	Opponent	Date	Score	Margin
1.	Chapman	1-15-54	140-37	103
2.	St. Katherine College	12-27-13	118-35	83
3.	Morgan State	12-1-84	128-68	60
4.	Southern Cal College	12-2-98	103-49	54
5.	San Diego Christian	11-20-13	93-41	52
6.	Redlands	12-30-11	94-43	51
	Cal Tech	1-21-39	65-14	51
8.	Cal State Fullerton	2-10-70	112-66	46
9.	UC San Diego	11-27-01	98-53	45
	U.S. International	2-20-86	138-93	45
	Fullerton JC	2-7-25	51-6	45

Worst Defeats

Pl.	Opponent	Date	Score	Margin
1.	at Utah	2-11-99	38-86	48
2.	at Southern California	11-17-98	54-101	47
	at Stanford	2-24-97	50-97	47
4.	at Alabama-Birmingham	12-23-89	46-91	45
	at Wyoming	2-7-81	57-102	45
6.	TCU	1-17-98	61-105	44
	at Utah State	12-17-62	57-101	44
	Firestones	1-6-34	22-66	44
9.	at Brigham Young	2-27-82	66-106	40
10.	at Occidental	2-1-29	15-54	39

Highest Scoring Games

Pl.	Opponent	Date	Score	Total Pts.
1.	U.S. International	2-20-86	138-93	231
	UNLV	12-11-76	113-118	231
3.	U.S. International	2-27-91	123-103	226
4.	San José State	2-12-71	115-102	217
5.	Brigham Young	1-24-80	91-123	214
6.	at New Mexico	12-20-76	104-107	211
7.	North Texas State	1-3-77	100-108	208
8.	at Cal Poly-SLO	2-20-54	110-96	206
9.	U.S. International	2-10-90	108-97	205

Lowest Scoring Games

Since 1971

Pl.	Opponent	Date	Score	Total Pts.
1.	San Diego	12-10-81	41-36	77
2.	Bakersfield	11-20-14	51-27	78
3.	at Washington	12-7-14	36-49	85
4.	Fresno State	2-16-78	45-41	86
5.	Air Force	2-6-08	49-38	87
6.	vs. Wyoming	3-14-15	43-45	88
7.	New Mexico	1-26-13	55-34	89
	at Air Force	3-8-08	43-46	89
9.	at Arizona	12-23-82	44-46	90
	at UC Irvine	2-18-78	48-42	90

Longest Winning Streaks

Pl.	Began	Ended	Team to End Streak	Games
1.	11-20-13	2-11-14	Wyoming - L, 62-68	20
	11-13-10	1-26-11	Brigham Young - L, 58-71	20
3.	12-9-55	1-28-56	Fresno State - L, 86-88	13
4.	11-13-12	12-25-12	Arizona - L, 67-68	11
	12-4-11	1-28-12	Colorado State - L, 60-77	11
6.	12-23-66	2-3-67	Nevada Southern - L, 64-68	9
7.	11-10-07	11-29-07	Western Michigan - L, 73-84	8
	1-11-06	2-11-06	Utah - L, 65-67	8
	11-29-84	12-28-84	TCU - L, 70-72	8
	2-3-68	3-8-68	UC Irvine - L, 69-78	8
	2-7-58	3-4-58	Fresno State - ot-L, 73-76	8

Longest Conference Winning Streaks

Pl.	Began	Ended	Team to End Streak	Games
1.	1-1-14	2-11-14	Wyoming - L, 62-68	10
2.	1-11-06	2-11-06	Utah - L, 65-67	8
	2-26-66	2-18-67	Fresno State - L, 62-76	8
4.	1-29-11	2-26-11	Brigham Young - L, 67-80	7
	2-9-78	3-3-78	Cal State Fullerton - L, 50-64	7
	2-9-68	1-9-70	Long Beach State - L, 56-60	7
7.	1-23-82	2-18-82	Texas-El Paso - L, 60-62	6
	2-28-74	2-8-75	San José State - L, 73-77	6
	2-7-58	3-4-58	Fresno State - ot-L, 73-76	6
10.	1-5-11	1-26-11	Brigham Young - L, 58-71	5
	1-27-07	2-17-07	Wyoming - L, 71-80	5
	3-3-84	1-18-85	New Mexico - L, 85-94	5

Longest Home Court Winning Streaks

Pl.	Began	Ended	Team to End Streak	Games
1.	11-20-13	2-28-15	Boise State - L, 46-56	29
2.	1-29-66	1-5-68	Cal Poly-Pomona - L, 72-75	22
3.	2-2-10	2-26-11	Brigham Young - L, 67-80	18
4.	3-7-81	3-6-82	Wyoming - L, 64-66	17
5.	12-3-77	12-29-78	Stanford - L, 84-85	16
	1-25-75	2-12-76	Pacific - L, 62-68	16
	2-24-09	1-23-10	Brigham Young - L, 69-71	*14
8.	1-13-07	1-9-08	Northern Colorado - L, 56-62	13
9.	2-22-12	1-16-13	UNLV - L, 75-82	10
	12-4-11	2-15-12	New Mexico - L, 67-77	10
	11-22-08	2-14-09	Brigham Young - L, 59-69	10
	1-22-71	1-6-72	Long Beach State - L, 75-89	10
	1-10-58	12-13-58	San Diego Marines - L, 66-72	10

Longest Road/Neutral Winning Streaks

Pl.	Began	Ended	Team to End Streak	Games
1.	11-13-10	1-26-11	Brigham Young - L, 58-71	11
2.	11-28-13	2-11-14	Wyoming - L, 62-68	10
3.	2-2-11	3-24-11	Connecticut (NCAA) - L, 67-74	9
4.	11-29-84	1-18-85	New Mexico - L, 85-94	6
	1-19-68	3-8-68	UC Irvine - L, 69-78	6
6.	11-17-12	12-25-12	Arizona - L, 67-68	5
	11-23-11	1-28-12	Colorado State - L, 60-77	5
	1-11-06	2-22-06	Brigham Young - L, 90-100	5

Longest Non-Conference Winning Streaks[^]

Pl.	Began	Ended	Team to End Streak	Games
1.	12-22-09	11-15-11	Baylor - L, 67-77	21
2.	11-20-13	11-26-14	Arizona - L, 59-61	15
3.	11-13-12	12-25-12	Arizona - L, 67-68	11
	12-31-05	12-2-06	Western Michigan - L, 73-84	10
	1-3-84	12-28-84	TCU - L, 70-72	10
6.	2-23-71	12-17-71	Oregon State - L, 90-96	8
	2-7-67	12-18-67	Indiana State - L, 69-84	8
	2-4-66	12-17-66	Southwest Missouri State - L, 63-73	8
9.	12-4-11	11-11-12	Syracuse - L, 49-62	7
	12-16-00	11-17-01	Texas Tech - L, 71-81	7

[^] - Does not include conference tournament or postseason games.

Longest Non-Conference Home Winning Streaks

Pl.	Began	Ended	Team to End Streak	Games
1.	11-22-08	11-30-11	Creighton - L, 83-85	*27
2.	2-4-66	12-23-68	Minnesota - L, 60-73	16
3.	11-27-81	12-30-82	Villanova - L, 57-63	15
4.	12-4-11	11-14-13	Arizona - L, 60-69	14
5.	11-20-13	current		13
	12-16-00	11-23-02	Eastern Washington - L, 70-75	13
7.	12-8-95	11-14-97	Brigham Young - L, 59-73	10
	12-3-77	12-29-78	Stanford - L, 84-85	10

* - Includes one game played at Jenny Craig Pavilion on the San Diego campus which the NCAA considers a San Diego State home game.

Team Season Records



SIX CONSECUTIVE NCAA TOURNAMENT APPEARANCES ► NINE-TIME MW CHAMPIONS

Most Wins

Rk.	Season (W-L)	Wins
1.	2010-11 (34-3)	34
2.	2013-14 (31-5)	31
3.	2014-15 (27-9)	27
4.	2011-12 (26-8)	26
	2008-09 (26-10)	26
6.	2009-10 (25-9)	25
7.	2005-06 (24-9)	24
	1966-67 (24-5)	24
	1940-41 (24-7)	24
	1938-39 (24-7)	24

Most League Wins

Rk.	Season (W-L)	Wins
1.	2013-14 (16-2)	16
2.	2014-15 (14-4)	14
	2010-11 (14-2)	14
4.	2005-06 (13-3)	13
5.	2009-10 (11-5)	11
	2008-09 (11-5)	11
	1984-85 (11-5)	11
	1981-82 (11-5)	11
	1977-78 (11-3)	11
	1967-68 (11-3)	11

Most Games Played

Rk.	Season (W-L)	Games
1.	2010-11 (34-3)	37
2.	2014-15 (27-9)	36
	2013-14 (31-5)	36
	2008-09 (26-10)	36
5.	2012-13 (23-11)	34
	2011-12 (26-8)	34
	2009-10 (25-9)	34
8.	2007-08 (20-13)	33
	2006-07 (22-11)	33
	2005-06 (24-9)	33
	2001-02 (21-12)	33

1984-85 (23-8)	8	
8.	2010-11 (34-3)	7
	2010-11 (34-3)	7
	1982-83 (18-10)	7
	1981-82 (20-9)	7
	1977-78 (19-9)	7
	1971-72 (18-10)	7

Highest Rebound Average

Rk.	Season (W-L)	RPG
1.	1971-72 (18-10)	53.2
2.	1972-73 (15-11)	48.2
3.	1974-75 (14-13)	48.0
4.	1975-76 (16-13)	47.0
5.	1976-77 (13-15)	46.7

Highest Winning Percentage

Rk.	Season (W-L)	Pct.
1.	2010-11 (34-3)	91.9
2.	2013-14 (31-5)	86.1
3.	2011-12 (26-8)	76.5
4.	2014-15 (27-9)	75.0
5.	1984-85 (23-8)	74.2

Most Points

Rk.	Season (W-L)	Points
1.	2010-11 (34-3)	2,660
2.	2013-14 (31-5)	2,530
3.	1984-85 (23-8)	2,493
4.	2005-06 (24-9)	2,456
5.	2001-02 (21-12)	2,455

Highest Scoring Average

Rk.	Season (W-L)	PPG
1.	1970-71 (12-14)	86.9
2.	1971-72 (18-10)	81.5
3.	1978-79 (15-12)	80.7
4.	1984-85 (23-8)	80.42
5.	1977-78 (19-9)	80.39

Highest Scoring Margin

Rk.	Season (W-L)	+/-
1.	2013-14 (31-5)	+13.3
2.	2010-11 (34-3)	+12.6
3.	2009-10 (25-9)	+8.5
4.	2012-13 (23-11)	+8.2
5.	1984-85 (23-8)	+8.1

Fewest Points Allowed

Rk.	Season (W-L)	Points
1.	1982-83 (18-10)	1,819
2.	1994-95 (11-17)	1,878
3.	2000-01 (14-14)	1,891
4.	2014-15 (27-9)	1,939
5.	1981-82 (20-9)	1,940

Lowest Opp. Scoring Average

Rk.	Season (W-L)	PPG
1.	2014-15 (27-9)	53.9
2.	2013-14 (31-5)	57.0
3.	2010-11 (34-3)	59.2
4.	2008-09 (26-10)	59.6
5.	2012-13 (23-11)	61.1

Most Rebounds

Rk.	Season (W-L)	Rebs.
1.	1971-72 (18-10)	1,489
2.	2010-11 (34-3)	1,396
3.	2013-14 (31-5)	1,364
4.	1975-76 (16-13)	1,362

Most Games Above .500

Rk.	Season (W-L)	Games
1.	2010-11 (34-3)	+31
2.	2013-14 (31-5)	+26
3.	1966-67 (24-5)	+19
4.	2014-15 (27-9)	+18
	2011-12 (26-8)	+18
6.	1955-56 (23-6)	+17
	1940-41 (24-7)	+17
	1938-39 (24-7)	+17
9.	2009-10 (25-9)	+16
	2008-09 (26-10)	+16
	1939-40 (22-6)	+16

Highest Average Home Attendance

Rk.	Season (W-L)	Avg.
1.	2014-15 (27-9)	12,414
	2013-14 (31-5)	12,414
	2012-13 (23-11)	12,414
4.	2011-12 (26-8)	12,096
5.	2010-11 (34-3)	11,668
6.	2006-07 (22-11)	7,821
7.	2009-10 (25-9)	7,227
8.	2002-03 (16-14)	7,172
9.	2005-06 (24-9)	7,014
10.	2008-09 (26-10)	7,023

Longest Winning Streaks

Rk.	Season (W-L)	Wins
1.	2013-14 (31-5)	20
	2010-11 (34-3)	20
3.	1955-56 (23-6)	13
4.	2012-13 (23-11)	11
	2011-12 (26-8)	11
	1936-37 (17-9)	11
7.	1940-41 (24-7)	10
8.	1966-67 (24-5)	9
	1955-56 (23-6)	9
	1939-40 (22-6)	9
	1924-25 (18-7)	9

Division I Era

Longest Winning Streaks

Rk.	Season (W-L)	Wins
1.	2013-14 (31-5)	20
	2010-11 (34-3)	20
3.	2012-13 (23-11)	11
	2011-12 (26-8)	11
5.	2006-07 (22-11)	8
	2005-06 (24-9)	8

SDSU Division I Overtime Games *(key on page 113)*

73 games; 35-38

Date	Opponent	OTs	Result
J.29.72	*at San Jose State	1	L, 63-65
J.24.74	Northern Illinois (SA)	1	L, 80-89
J.2.75	Oklahoma (SA)	1	L, 74-79
F.28.76	*at Long Beach State	1	W, 67-62
J.20.77	*Pacific (PG)	1	W, 83-76
D.4.79	San Diego (SA)	1	W, 67-58
J.8.80	*Hawai'i (SA)	1	L, 76-78
F.21.81	*at Air Force	2	W, 63-61
F.18.82	*at Texas-El Paso	1	L, 60-62
M.6.82	*Wyoming (SA)	1	L, 64-66
N.28.83	at Saint Mary's	1	W, 72-67
D.27.83	Oral Roberts (SA)	1	W, 85-75
F.6.84	*at Wyoming	1	L, 73-83
F.16.84	*at Brigham Young	1	L, 92-94
N.30.85	vs. Eastern Washington	1	L, 79-81
J.10.86	*at Utah	1	L, 89-93
M.1.86	*at New Mexico	1	L, 92-95
J.31.87	Miami (Fla.) (SA)	1	L, 82-83
D.23.88	Rhode Island (SA)	1	L, 76-77
F.18.89	*7 Brigham Young (SA)	1	W, 82-80
F.3.91	*Wyoming (SA)	2	W, 87-84
F.21.91	*Hawai'i (SA)	1	L, 79-84
D.21.91	South Carolina (SA)	2	L, 69-71
D.21.93	at Cal State Northridge	1	W, 90-85
D.23.93	at Loyola Marymount	1	W, 88-84
J.20.94	*Brigham Young (SA)	1	L, 82-83
D.20.94	at Cal State Fullerton	1	L, 73-83
J.9.95	*New Mexico (PG)	1	W, 72-69
F.23.95	*at Texas-El Paso	1	L, 71-73
D.5.95	Cal State Fullerton (SA)	1	L, 83-85
J.10.96	*at Texas-El Paso	1	W, 72-71
F.8.96	*Fresno State (SA)	1	L, 89-99
D.3.96	at Northwestern	1	W, 82-70
D.10.96	at Southwest Texas	1	L, 77-81
D.31.96	at Brigham Young	1	W, 89-86
J.11.97	*at Air Force	1	W, 77-69
J.18.97	*Colorado State (PG)	1	L, 90-93
F.12.98	*at SMU	1	L, 81-88
M.3.98	^vs. Wyoming	1	W, 60-57
N.14.98	Nevada (CA) (so)	1	L, 71-76
J.20.00	*Air Force (CA)	3	L, 77-81
D.6.00	at UC Santa Barbara	3	L, 77-80
J.27.01	*at UNLV	1	L, 72-82
J.21.02	*Wyoming (CA)	1	L, 85-88
J.26.02	*UNLV (CA)	1	L, 79-80
F.23.02	*at UNLV	1	L, 76-83
M.19.03	+UC Santa Barbara (CA)	1	W, 67-62
J.24.04	*at Colorado State	2	L, 82-92
F.9.04	*at Brigham Young	1	L, 69-83
N.19.04	UC Santa Barbara (CA)	1	L, 72-80
J.22.05	*Wyoming (CA)	1	L, 81-88
F.12.05	*UNLV (CA)	1	L, 91-93
F.19.05	*at Colorado State	1	L, 88-93
J.28.06	*at Wyoming	1	W, 78-77
M.11.06	^vs. Wyoming	1	W, 69-64
F.20.07	*at New Mexico	1	W, 81-74
D.28.07	Sam Houston State (CA)	1	W, 79-78
J.16.08	*Utah (CA)	1	W, 64-56
F.3.09	*at UNLV	1	W, 68-66
F.28.09	*at TCU	1	W, 79-77
D.2.09	at San Diego	1	W, 69-62
D.22.09	at Drake	1	W, 76-73
F.6.10	*at New Mexico	1	L, 86-88
M.19.11	#vs. Temple	2	W, 71-64
N.19.11	Long Beach State (VA)	1	W, 77-73
N.26.11	at UC Santa Barbara	1	W, 76-75
F.22.12	*Wyoming (VA)	1	W, 67-58
M.3.12	*at TCU	1	W, 98-92
J.12.13	*Colorado State (VA)	1	W, 79-72
J.25.14	*at Utah State	1	W, 74-69
M.20.14	#vs. New Mexico State	1	W, 73-69
N.24.14	vs. Brigham Young	2	W, 92-87
D.17.14	at Cincinnati	1	L, 62-71

Highest Rebound Margin

Rk.	Season (W-L)	+/-
1.	2010-11 (34-3)	+6.8
2.	2009-10 (25-9)	+6.6
3.	1975-76 (16-13)	+5.69
4.	1983-84 (15-13)	+5.68
5.	2013-14 (31-5)	+5.1

Highest FG Pct.

Rk.	Season (W-L)	FG Pct.
1.	1977-78 (19-9)	50.8
2.	1984-85 (23-8)	50.5
3.	1988-89 (12-17)	48.7
4.	1987-88 (12-17)	47.9
5.	1978-79 (15-12)	47.7

Lowest Opp. FG Pct.

Rk.	Season (W-L)	FG Pct.
1.	2014-15 (27-9)	38.4
2.	2013-14 (31-5)	38.6
3.	2012-13 (23-11)	39.3
4.	2010-11 (34-3)	39.6
5.	2009-10 (25-9)	40.4

Most Field Goals

Rk.	Season (W-L)	FGs
1.	2010-11 (34-3)	991
2.	1984-85 (23-8)	976
3.	1975-76 (16-13)	927
4.	1977-78 (19-9)	919
5.	2001-02 (21-12)	906

Most Field Goals Attempted

Rk.	Season (W-L)	FGA
1.	2010-11 (34-3)	2,141
2.	1971-72 (18-10)	2,099
3.	1975-76 (16-13)	2,054
4.	2013-14 (31-5)	2,009
5.	1979-80 (6-21)	1,962

Highest 3FG Pct.

Rk.	Season (W-L)	3FG Pct.
1.	1987-88 (12-17)	43.7
2.	2005-06 (24-9)	39.6
3.	1988-89 (12-17)	39.3
4.	1986-87 (5-24)	38.3
5.	2001-02 (21-12)	35.9

Most 3FG Made

Rk.	Season (W-L)	3FG
1.	2010-11 (34-3)	223
2.	2005-06 (24-9)	220
3.	2008-09 (26-10)	212
4.	2012-13 (23-11)	202
5.	2011-12 (26-8)	197

Team Season Records



SIX CONSECUTIVE NCAA TOURNAMENT APPEARANCES ► NINE-TIME MW CHAMPIONS

Consecutive Season Bests (Division I Era)

Most Victories in Two Seasons

Rk.	Seasons	W	L	Pct.
1.	2011-12	.60	11	.845
2.	2010-11	.59	12	.831
3.	2014-15	.58	14	.806
4.	2013-14	.54	16	.771
5.	2009-10	.51	19	.729
6.	2012-13	.49	19	.721
7.	2008-09	.46	23	.667
	2006-07	.46	20	.697
9.	2007-08	.42	24	.636
10.	1984-85	.38	21	.644
	1982-83	.38	19	.667

Best Percentage: 84.5 pct. (60-11) - 2011-12 seasons.

Most Victories in Three Seasons

Rk.	Seasons	W	L	Pct.
1.	2010-11-12	.85	20	.810
	2009-10-11	.85	22	.794
3.	2011-12-13	.83	22	.790
4.	2013-14-15	.81	25	.764
5.	2012-13-14	.80	24	.768
6.	2008-09-10	.71	32	.689
7.	2007-08-09	.68	34	.667
8.	2006-07-08	.66	33	.667
9.	2005-06-07	.57	38	.600
10.	1983-84-85	.56	31	.644

Best Percentage: 81.0 pct. (85-20) - 2010-11-12 seasons.

Most Victories in Four Seasons

Rk.	Seasons	W	L	Pct.
1.	2011-12-13-14	.114	27	.809
2.	2009-10-11-12	.111	30	.787
3.	2010-11-12-13	.108	31	.777
4.	2012-13-14-15	.107	33	.764
5.	2008-09-10-11	.105	35	.750
6.	2007-08-09-10	.093	43	.684
7.	2006-07-08-09	.092	43	.681
8.	2005-06-07-08	.077	51	.602
9.	1982-83-84-85	.076	40	.655
10.	2004-05-06-07	.071	54	.568

Best Percentage: 80.9 pct. (114-27) - 2011-12-13-14 seasons.

Lowest Opp. 3FG Pct.

Rk.	Season (W-L)	3FG Pct.
1.	2013-14 (31-5)	.288
2.	2014-15 (27-9)	.303
3.	1989-90 (13-18)	.310
4.	1994-95 (11-17)	.313
5.	2008-09 (26-10)	.315

Highest FT Pct.

Rk.	Season (W-L)	FT Pct.
1.	2005-06 (24-9)	.72.8
2.	1977-78 (19-9)	.72.5
3.	1978-79 (15-12)	.72.2
4.	1995-96 (15-12)	.72.0
5.	1972-73 (15-11)	.71.13
6.	1970-71 (12-14)	.71.05

Most FT Made

Rk.	Season (W-L)	FT
1.	2013-14 (31-5)	.598
2.	2005-06 (24-9)	.568
3.	1970-71 (12-14)	.557
4.	1984-85 (23-8)	.541
5.	1996-97 (12-15)	.528

Most Free Throws Attempted

Rk.	Season (W-L)	FTA
1.	2013-14 (31-5)	.902
2.	1984-85 (23-8)	.804
3.	1970-71 (12-14)	.784
4.	1993-94 (12-16)	.777
5.	1985-86 (10-19)	.774

Most Assists

Rk.	Season (W-L)	Assists
1.	1977-78 (19-9)	.602
2.	1975-76 (16-13)	.533
3.	1978-79 (15-12)	.523
4.	2010-11 (34-3)	.499
5.	1976-77 (13-15)	.490

Most Assists Per Game

Rk.	Season (W-L)	APG
1.	1977-78 (19-9)	.21.5
2.	1978-79 (15-12)	.19.4
3.	1975-76 (16-13)	.18.4
4.	1979-80 (6-21)	.18.1
5.	1976-77 (13-15)	.17.5

Most Blocked Shots

Rk.	Season (W-L)	Blocks
1.	2013-14 (31-5)	.183
2.	2014-15 (27-9)	.179
3.	2010-11 (34-3)	.170
4.	2009-10 (25-9)	.156
5.	2012-13 (23-11)	.155

Most Steals

Rk.	Season (W-L)	Steals
1.	2008-09 (26-10)	.287
2.	1984-85 (23-8)	.282
3.	2013-14 (31-5)	.274
4.	2006-07 (22-11)	.271
5.	2007-08 (20-13)	.260

Highest TO Margin

Rk.	Season (W-L)	+/-
1.	1996-97 (12-15)	+4.7
2.	2013-14 (31-5)	+3.8
3.	1978-79 (15-12)	+3.2
4.	2003-04 (14-16)	+2.6
5.	1981-82 (20-9)	+2.4

Fewest Turnovers

Rk.	Season (W-L)	TO
1.	2013-14 (31-5)	.355
2.	1996-97 (12-15)	.386
3.	1995-96 (15-14)	.393
4.	2003-04 (14-16)	.399
5.	2010-11 (34-3)	.402

Most Turnovers Forced

Rk.	Season (W-L)	FG Pct.
1.	1978-79 (15-12)	.539
2.	2008-09 (26-10)	.527
3.	1984-85 (23-8)	.526
4.	2006-07 (22-11)	.525
5.	1981-82 (20-9)	.517

Most Players to Average Double-Figure Scoring

Rk.	Season (W-L)	Players
1.	1972-73 (15-11)	.5
	1970-71 (12-14)	.5
3.	2010-11 (34-3)	.4
	2009-10 (25-9)	.4

2007-08 (20-13)	.4
2006-07 (22-11)	.4
2001-02 (21-12)	.4
1997-98 (13-15)	.4
1995-96 (15-14)	.4
1991-92 (2-26)	.4
1988-89 (12-17)	.4
1981-82 (20-9)	.4
1979-80 (6-21)	.4
1977-78 (19-9)	.4
1971-72 (18-10)	.4

Most Players to Start More Than One Game (since '78-79)

Rk.	Season (W-L)	Players
1.	1992-93 (8-21)	.11
2.	2004-05 (11-18)	.10
	1991-92 (2-26)	.10
	1983-84 (15-13)	.10
	1980-81 (15-12)	.10
6.	2008-09 (26-10)	.9
	2007-08 (20-13)	.9
	2005-06 (24-9)	.9
	1996-97 (12-15)	.9
	1994-95 (11-17)	.9
	1986-87 (5-25)	.9
	1985-86 (10-19)	.9
	1979-80 (6-21)	.9

SDSU Division I 100-Point Games

Score	Opponent	Date
138-93	U.S. International	Feb. 20, 1986
128-68	Morgan State	Dec. 1, 1984
123-103	U.S. International	Feb. 27, 1991
119-82	Campbell	Dec. 12, 2006
118-35	St. Katherine College	Dec. 27, 2013
115-102	San José State	Feb. 12, 1971
113-88	Nevada	Dec. 3, 1977
113-118	UNLV	Dec. 11, 1976
112-74	U.S. International	Jan. 22, 1985
112-66	CS Fullerton	Feb. 10, 1970
110-86	Pennsylvania	Dec. 30, 1978
110-80	Portland State	Jan. 10, 1976
109-95	UC Irvine	Feb. 15, 1972
108-97	U.S. International	Feb. 10, 1990
107-95	Hawai'i	Feb. 4, 1971
106-91	Westmont	Dec. 10, 1992
106-95	Fresno State	Feb. 13, 1971
105-83	Prairie View	Dec. 4, 1982
105-70	UC San Diego	Nov. 30, 1981
104-80	Westmont	Dec. 2, 1993
104-100	Oklahoma State	Dec. 13, 1979
104-83	Idaho State	Nov. 28, 1978
104-74	Fordham	Dec. 29, 1977
104-107	New Mexico	Dec. 20, 1976
104-75	Northern Colorado	Dec. 11, 1971
103-49	Southern California College	Dec. 2, 1998
103-94	Hawai'i	Feb. 3, 1996
103-68	U.S. International	Dec. 10, 1987
103-84	Fresno State	Jan. 31, 1976
102-88	UC Irvine	Dec. 2, 1988
102-83	San José State	Jan. 29, 1971
101-77	Fort Hays State	Dec. 1, 1979
100-88	UC Irvine	Nov. 22, 1996
100-85	Texas-El Paso	Feb. 19, 1994
100-88	Doane College	Dec. 7, 1982
100-72	Drake	Nov. 25, 1977
100-108	North Texas State	Jan. 3, 1977
100-88	Wheaton	Dec. 13, 1971
100-75	Loyola Marymount	Jan. 23, 1971
100-85	Seattle	Jan. 9, 1971

Key

* - Conference game. ^ - Conference tournament game. + - NIT. # - NCAA Tournament. so - Season Opener. PG - Peterson Gym. SA - Sports Arena. VA or CA - Viejas Arena (formerly Cox Arena). Number prior to opponent indicates opponent national ranking.

RECORDS ► TEAM SEASON RECORDS AZTEC BASKETBALL MEDIA GUIDE

Individual Game Records



SIX CONSECUTIVE NCAA TOURNAMENT APPEARANCES ► NINE-TIME MW CHAMPIONS

Points

Rk.	Player	Class	Date	Opponent	Points
1.	Anthony Watson	Sr.	2-20-86	USIU (SA) - W, 138-93	54
2.	Kim Goetz	Sr.	3-3-79	*Utah (SA) - L, 87-100	44
3.	Kim Goetz	Sr.	2-9-79	*Colorado State (SA) - W, 90-83	42
4.	Eddie Morris	Fr.	2-5-80	UNLV (SA) - L, 86-98	41
5.	Michael Cage	Sr.	2-6-84	*at Wyoming - ot-L, 73-83	40
	Will Connelly	So.	12-9-74	(12) Purdue (SA) - L, 87-91	40
	Von Jacobsen	So.	2-8-69	Chapman - W, 99-90	40
8.	Steve Copp	So.	12-21-73	(13) Kansas State (SA) - W, 88-75	39
9.	Kim Goetz	Sr.	3-1-79	*BYU (SA) - L, 95-96	38
10.	Brandon Heath	So.	1-15-05	*at UNLV - W, 81-73	37
	Shawn Jamison	Jr.	2-10-90	USIU (SA) - W, 108-97	37
	Michael Cage	Sr.	12-20-83	at Texas - W, 91-77	37
13.	Bernie Finlay	Sr.	2-12-60	Long Beach State - L, 104-72	36
	Jim Sams	So.	12-17-54	at Seattle - W, 91-72	36
15.	Jamaal Franklin	So.	3-3-12	*at TCU - ot-W, 98-92	35
	Michael Cage	Sr.	2-9-84	*(7) UTEP (SA) - W, 73-62	35
	Tony Pinkins	Sr.	2-21-57	Cal State Los Angeles - W, 66-61	35

Points, Fisher Era

Rk.	Player	Class	Date	Opponent	Points
1.	Brandon Heath	So.	1-15-05	*at UNLV - W, 81-73	37
2.	Jamaal Franklin	So.	3-3-12	*at TCU - ot-W, 98-92	35
3.	Aerick Sanders	Sr.	12-31-03	Portland - W, 67-61	34
4.	Chase Tapley	Sr.	12-22-12	vs. San Francisco - W, 80-58	33
	Tony Bland	Jr.	1-29-02	Houston - W, 78-66	33
6.	Brandon Heath	Jr.	2-25-06	*at New Mexico - W, 73-66	32
	Myron Epps	So.	1-29-00	*at Wyoming - L, 87-93	32
8.	Xavier Thames	Sr.	1-25-14	*at Utah State - ot-W, 74-69	31
	Jamaal Franklin	So.	2-25-12	*Colorado State - W, 74-66	31
	Jamaal Franklin	So.	11-13-11	UC Davis - W, 89-74	31
	Evan Burns	Fr.	2-4-03	*New Mexico - W, 89-73	31

Rebounds

Rk.	Player	Class	Date	Opponent	Rebounds
1.	Michael Cage	Fr.	12-29-80	LaSalle (SA) - W, 93-67	26
2.	Al Skalecky	So.	1965-66	*Cal State Northridge	25
3.	Steve Malovic	Sr.	2-24-79	*at New Mexico - L, 78-84	23
	Chris McMurray	Jr.	12-21-71	vs. Chapman - W, 99-79	23
5.	Al Skalecky	Sr.	1967-68	*Cal State Northridge	22
	Al Skalecky	So.	1965-66	Cal Poly-SLO	22
7.	Kawhi Leonard	Fr.	3-13-10	^at UNLV - W, 55-45	21
	Michael Cage	Sr.	2-6-84	*at Wyoming - ot-L, 73-83	21
	Michael Cage	Jr.	1-31-83	*Air Force (SA) - W, 71-47	21
	Larry Jones	Jr.	1971-72	*Fresno State - W, 73-72	21
	Al Skalecky	Sr.	3-8-68	UC Irvine - L, 69-78	21

Rebounds, Fisher Era

Rk.	Player	Class	Date	Opponent	Rebounds
1.	Kawhi Leonard	Fr.	3-13-10	^at UNLV - W, 55-45	21
2.	Marcus Slaughter	Jr.	1-14-06	*UNLV - W, 83-67	20
3.	Marcus Slaughter	Jr.	3-9-06	^vs. Colorado State - W, 64-52	19
4.	Jamaal Franklin	Jr.	1-9-13	*at Fresno State - W, 65-62	18
	Kawhi Leonard	Fr.	12-9-09	vs. Cal State Fullerton - W, 82-68	18
	Marcus Slaughter	Jr.	1-18-06	*at TCU - W, 76-57	18
	Aerick Sanders	Sr.	11-25-03	vs. Dayton - L, 71-76	18
8.	Josh Davis	Sr.	12-21-13	McNeese State - W, 65-36	17
	Kawhi Leonard	So.	1-12-11	*UNLV - W, 55-49	17
	Marcus Slaughter	Jr.	12-10-05	vs. Washington State - L, 49-60	17

Assists

Rk.	Player	Class	Date	Opponent	Assists
1.	Tony Gwynn	Jr.	2-5-80	UNLV (SA) - L, 86-98	18
	Eric Martensen	Jr.	1968-69	Chapman	18
3.	Tony Gwynn	Sr.	3-7-81	*New Mexico (SA) - W, 92-84	16
4.	Tony Gwynn	Jr.	2-14-80	*New Mexico (SA) - W, 76-74	14
	Dean Decker	Jr.	12-11-76	(5) UNLV (SA) - L, 113-118	14
6.	Creon Dorsey	Jr.	2-12-85	Long Beach State (SA) - W, 86-69	13
	Andre Ross	Jr.	12-27-83	Oral Roberts (SA) - ot-W, 85-75	13
	Keith Smith	Jr.	3-12-82	-UC Irvine (SA) - L, 69-70	13
	Keith Smith	Jr.	3-4-82	*Colorado State (SA) - W, 68-62	13
	Tony Gwynn	Jr.	1-8-80	*Hawai'i (SA) - L, 76-78	13
	Tony Gwynn	So.	2-3-79	*at Brigham Young - L, 80-88	13
	Howard Avery	Jr.	11-28-78	Idaho State (SA) - W, 104-83	13
	Dean Decker	Sr.	1-19-78	UC Irvine (SA) - W, 90-65	13
	Mark Delsman	Sr.	12-11-76	(5) UNLV (SA) - L, 113-118	13

Assists, Fisher Era

Rk.	Player	Class	Date	Opponent	Assists
1.	Xavier Thames	So.	12-7-11	at San Diego - W, 74-62	11
	Lorenzo Wade	Jr.	3-1-08	*Colorado State - W, 86-62	11
	Richie Williams	Fr.	3-3-06	South Dakota State - W, 88-63	11
	Deandre Moore	So.	3-1-01	*Wyoming - L, 62-69	11
	Deandre Moore	So.	12-2-00	Cal State Sacramento - W, 92-69	11
	Bradley Jackson	Fr.	1-2-00	High Point - W, 74-63	11
7.	10 times (Wesley Stokes 3, Deandre Moore 2, Tony Bland, Brandon Heath, Chase Tapley, Lorenzo Wade, Richie Williams; last time: Tapley vs. Pomona-Pitzer, 12-31-10)				9

Field Goals

Rk.	Player	Class	Date	Opponent	Field Goals
1.	Eddie Morris	Fr.	2-5-80	UNLV (SA) - L, 86-98	20

Field Goals, Fisher Era

Rk.	Player	Class	Date	Opponent	Field Goals
1.	Billy White	Sr.	11-16-10	at (11/12) Gonzaga - W, 79-76	14
	Randy Holcomb	Sr.	1-8-02	at Texas A&M-CC - W, 82-79	14
	Myron Epps	So.	1-29-00	*at Wyoming - L, 87-93	14
4.	Chase Tapley	Sr.	12-22-12	vs. San Francisco - W, 80-58	13
	Aerick Sanders	Sr.	12-31-03	Portland - W, 67-61	13

Field Goals Attempted

Rk.	Player	Class	Date	Opponent	Field Goals Att.
1.	Kim Goetz	Sr.	3-3-79	*Utah (SA) - L, 87-100	31

Field Goals Attempted, Fisher Era

Rk.	Player	Class	Date	Opponent	Field Goals Att.
1.	Brandon Heath	Jr.	3-11-06	^vs. Wyoming - ot-W, 69-64	27
2.	Brandon Heath	Sr.	2-20-07	*at New Mexico - ot-W, 81-74	24
	Brandon Heath	So.	2-19-05	*at Colorado State - ot-L, 88-93	24
	Randy Holcomb	Jr.	11-30-01	Florida Atlantic - W, 90-57	24
5.	Brandon Heath	So.	1-22-05	*Wyoming - ot-L, 81-88	23
	Myron Epps	So.	1-29-00	*at Wyoming - L, 87-93	23

Field Goal Percentage

Rk.	Player	Class	Date	Opponent	FG Pct.
1.	Billy White	So.	2-14-09	*Wyoming - W, 71-60	12-12, 100.0
2.	Aerick Sanders	Sr.	12-20-03	E. Washington - W, 79-66	11-11, 100.0

Field Goal Percentage, Fisher Era (Min. 6 FGM)

Rk.	Player	Class	Date	Opponent	FG Pct.
1.	Billy White	So.	2-14-09	*Wyoming - W, 71-60	12-12, 100.0
2.	Aerick Sanders	Sr.	12-20-03	E. Washington - W, 79-66	11-11, 100.0
3.	Garrett Green	Sr.	2-22-12	*Wyoming - ot-W, 67-58	6-6, 100.0
	Billy White	Sr.	3-5-11	*Colorado State - W, 66-48	6-6, 100.0
	Billy White	So.	3-20-09	-Kansas State - W, 70-52	6-6, 100.0
	Tim Shelton	Fr.	12-3-08	at Northern Colo. - W, 73-62	6-6, 100.0
	Kyle Spain	So.	11-21-06	UC Riverside - W, 79-45	6-6, 100.0
	Mike Mackell	Sr.	1-19-02	*Colorado State - W, 81-69	6-6, 100.0
	Marcelo Correa	Sr.	11-18-01	UC San Diego - W, 80-48	6-6, 100.0

Three-Point Field Goals

Rk.	Player	Class	Date	Opponent	3FG
1.	Tony Ross	Fr.	12-27-86	Manhattan (SA) - W, 77-69	9

Three-Point Field Goals, Fisher Era

Rk.	Player	Class	Date	Opponent	3FG
1.	Chase Tapley	Jr.	11-15-11	at Baylor - L, 67-77	8
	John Sharper	Sr.	3-3-06	South Dakota State - W, 88-63	8
	Brandon Heath	Jr.	2-25-06	*at New Mexico - W, 73-66	8
4.	D.J. Gay	Sr.	1-15-11	*at New Mexico - W, 87-77	7
	Al Faux	Jr.	12-30-00	Oklahoma State - W, 87-66	7
	David Abramowitz	So.	2-10-00	*at Utah - L, 65-83	7

Three-Point Field Goals Attempted, Fisher Era

Rk.	Player	Class	Date	Opponent	3FGA
1.	Aqeel Quinn	Sr.	11-24-14	vs. Brigham Young - 2ot-W, 92-87	15
2.	Brandon Heath	Sr.	2-20-07	*at New Mexico - ot-W, 81-74	14
3.	Brandon Heath	Jr.	2-25-06	*at New Mexico - W, 73-66	13
4.	Matt Shrigley	So.	12-31-14	*Air Force - W, 53-49	12
	Jamaal Franklin	Jr.	1-12-13	*Colorado State - ot-W, 79-72	12
	Brandon Heath	Sr.	3-19-07	-at Syracuse - L, 64-80	12

Individual Game Records



SIX CONSECUTIVE NCAA TOURNAMENT APPEARANCES ► NINE-TIME MW CHAMPIONS

John Sharper	Sr.	3-3-06	South Dakota State - W, 88-63	12
Brandon Heath	Jr.	2-18-06	*TCU - W, 83-71	12

Three-Point Field Goal Percentage (Min. 5 3FGM)

Rk.	Player	Class	Date	Opponent	3FG Pct.
1.	Al Faux	Jr.	12-30-00	Oklahoma State - W, 87-66	7-8, 87.5
2.	Aqeel Quinn	Sr.	3-12-14	^at UNLV - W, 67-64	5-6, 83.3
	Xavier Thames	Sr.	12-1-13	vs. Marquette - W, 67-59	5-6, 83.3
	Xavier Thames	Jr.	12-1-12	vs. UCLA - W, 78-69	5-6, 83.3
	Richie Williams	Sr.	11-27-08	vs. W. Carolina - W, 59-58	5-6, 83.3
	D.J. Gay	Fr.	2-16-08	*at Utah - L, 66-72	5-6, 83.3
	Brandon Heath	So.	3-5-05	*at Utah - L, 60-72	5-6, 83.3
	Brandon Heath	Fr.	11-24-03	vs. Ohio State - W, 83-61	5-6, 83.3

Three-Point Field Goal Percentage, Fisher Era (Min. 5 3FGM)

Rk.	Player	Class	Date	Opponent	3FG Pct.
1.	Al Faux	Jr.	12-30-00	Oklahoma State - W, 87-66	7-8, 87.5
2.	Aqeel Quinn	Sr.	3-12-14	^at UNLV - W, 67-64	5-6, 83.3
	Xavier Thames	Sr.	12-1-13	vs. Marquette - W, 67-59	5-6, 83.3
	Xavier Thames	Jr.	12-1-12	vs. UCLA - W, 78-69	5-6, 83.3
	Richie Williams	Sr.	11-27-08	vs. W. Carolina - W, 59-58	5-6, 83.3
	D.J. Gay	Fr.	2-16-08	*at Utah - L, 66-72	5-6, 83.3
	Brandon Heath	So.	3-5-05	*at Utah - L, 60-72	5-6, 83.3
	Brandon Heath	Fr.	11-24-03	vs. Ohio State - W, 83-61	5-6, 83.3

Free Throws

Rk.	Player	Class	Date	Opponent	Free Throws
1.	Anthony Watson	Sr.	2-20-86	USIU (SA) - W, 138-93	22

Free Throws, Fisher Era

Rk.	Player	Class	Date	Opponent	Free Throws
1.	Brandon Heath	So.	2-12-05	*UNLV - ot-L, 91-93	17
2.	Jamaal Franklin	So.	3-3-12	*at TCU - ot-W, 98-92	14
	Jamaal Franklin	So.	2-25-12	*Colorado State - W, 74-66	14
4.	Xavier Thames	So.	11-26-11	at UC Santa Barbara - ot-W, 76-75	13
5.	Xavier Thames	Sr.	2-1-14	*Colorado State - W, 65-56	12
	Lorenzo Wade	Sr.	1-21-09	*New Mexico - W, 81-76	12
	Marcus Slaughter	Jr.	1-28-06	*at Wyoming - ot-W, 78-77	12
	Marcus Slaughter	Jr.	1-14-06	*UNLV - W, 83-67	12
	Matt Thomas	Fr.	2-28-05	*Air Force - L, 57-77	12
	Brandon Heath	So.	1-15-05	*at UNLV - W, 81-73	12
	Marcus Slaughter	So.	11-19-04	UC Santa Barbara - ot-L, 72-80	12

Free Throws Attempted, Fisher Era

Rk.	Player	Class	Date	Opponent	Free Throws Att.
1.	Jamaal Franklin	So.	3-3-12	*at TCU - ot-W, 98-92	17
	Brandon Heath	So.	2-12-05	*UNLV - ot-L, 91-93	17
3.	Xavier Thames	So.	11-26-11	at UC Santa Barbara - ot-W, 76-75	16
	Marcus Slaughter	Jr.	1-28-06	*at Wyoming - ot-W, 69-64	16
5.	Lorenzo Wade	Sr.	1-21-09	*New Mexico - W, 81-76	15
	Marcus Slaughter	Jr.	12-10-05	Washington State - L, 49-60	15
	Tony Bland	Sr.	3-3-03	*at Colorado State - L, 89-102	15

Free Throw Percentage (Min. 10 FT)

Rk.	Player	Class	Date	Opponent	FT Pct.
1.	Brandon Heath	So.	2-12-05	*UNLV - ot-L, 91-93	17-17, 100.0
2.	Bernie Finlay	Sr.	2-26-60	CS Los Angeles - L, 71-98	15-15, 100.0
3.	Xavier Thames	Sr.	2-1-14	*Colorado State - W, 65-56	12-12, 100.0
	Brandon Heath	So.	1-15-05	*at UNLV - W, 81-73	12-12, 100.0
5.	Lorenzo Wade	Sr.	3-13-09	^vs. Brigham Young - W, 64-62	11-11, 100.0
6.	Kyle Spain	Sr.	2-28-09	*at TCU - ot-W, 79-77	10-10, 100.0
	Brandon Heath	So.	3-10-05	^vs. Air Force - W, 73-68	10-10, 100.0
	Brandon Heath	Fr.	12-13-03	at Texas Tech - L, 68-78	10-10, 100.0
	Chad Nelson	So.	1-14-95	*at Utah - L, 56-67	10-10, 100.0

Free Throw Percentage, Fisher Era (Min. 10 FT)

Rk.	Player	Class	Date	Opponent	FT Pct.
1.	Brandon Heath	So.	2-12-05	*UNLV - ot-L, 91-93	17-17, 100.0
2.	Xavier Thames	Sr.	2-1-14	*Colorado State - W, 65-56	12-12, 100.0
	Brandon Heath	So.	1-15-05	*at UNLV - W, 81-73	12-12, 100.0
4.	Lorenzo Wade	Sr.	3-13-09	^vs. Brigham Young - W, 64-62	11-11, 100.0
5.	Kyle Spain	Sr.	2-28-09	*at TCU - ot-W, 79-77	10-10, 100.0
	Brandon Heath	Fr.	12-13-03	at Texas Tech - L, 68-78	10-10, 100.0
	Brandon Heath	So.	3-10-05	^vs. Air Force - W, 73-68	10-10, 100.0

Steals

Rk.	Player	Class	Date	Opponent	Steals
1.	Tracy Dildy	Fr.	2-20-86	USIU - W, 138-93	9

Steals, Fisher Era

Rk.	Player	Class	Date	Opponent	Steals
1.	Chase Tapley	Jr.	11-13-11	UC Davis - W, 89-74	7
	Deandre Moore	Sr.	2-1-03	*Colorado State - L, 69-72	7
	Josh Davis	Sr.	3-13-14	vs. Utah State - W, 73-39	6
	Jamaal Franklin	So.	12-30-11	Redlands - W, 94-43	6
	Richie Williams	So.	1-27-07	*Utah - W, 63-53	6
	Marcelo Correa	Jr.	1-2-00	High Point - W, 74-63	6

Blocked Shots

Rk.	Player	Class	Date	Opponent	Blocked Shots
1.	Marty Dow	Sr.	2-27-91	USIU - W, 123-103	7
	Leonard Allen	Fr.	12-8-81	Cal State Los Angeles - W, 99-60	7

Blocked Shots, Fisher Era

Rk.	Player	Class	Date	Opponent	Blocked Shots
1.	Skylar Spencer	Jr.	2-14-15	*Colorado State - W, 72-63	6
	Skylar Spencer	Jr.	11-14-14	CSUN - W, 79-58	6
	Skylar Spencer	So.	1-5-14	at Kansas - W, 61-57	6
	Malcolm Thomas	Sr.	1-29-11	*Wyoming - W, 96-57	6
	Malcolm Thomas	Sr.	12-1-10	*Saint Mary's - W, 69-55	6
	Malcolm Thomas	Jr.	12-29-09	UC Riverside - W, 58-53	6

Minutes Played

Rk.	Player	Class	Date	Opponent	Minutes
1.	D.J. Gay	Sr.	3-19-11	+vs. Temple - 2ot-W, 71-64	50
	Myron Epps	So.	1-20-00	*Air Force - 3ot-L, 77-81	50

Minutes Played, Fisher Era

Rk.	Player	Class	Date	Opponent	Minutes
1.	D.J. Gay	Sr.	3-19-11	+vs. Temple - 2ot-W, 71-64	50
	Myron Epps	So.	1-20-00	*Air Force - 3ot-L, 77-81	50
3.	JJ O'Brien	Sr.	11-24-14	vs. Brigham Young - 2ot-W, 92-87	48
4.	Wesley Stokes	Jr.	1-24-04	*at Colorado State - 2ot-L, 82-92	47
5.	Kawhi Leonard	So.	3-19-11	+vs. Temple - 2ot-W, 71-64	46

► Multiple Game Records

Most Points/Two Consecutive Games/Div. I Era

Pl.	Name (Class)	Points	Opponent	Season
1.	Kim Goetz (Sr.)	82	Brigham Young (38), Utah (44)	78-79
2.	Michael Cage (Sr.)	75	at Wyoming (40), Texas-El Paso (35)	83-84
3.	Anthony Watson (Sr.)	72	USIU (54), at Texas-El Paso (18)	85-86
4.	Michael Cage (Sr.)	68	Arizona (31), at Texas (37)	83-84
5.	Brandon Heath (So.)	66	at UNLV (37), Wyoming (29)	04-05
6.	Anthony Watson (Sr.)	65	Hawai'i (11), US International (54)	85-86
	Michael Cage (Sr.)	65	at Colorado State (25), at Wyoming (40)	83-84
8.	Anthony Watson (Sr.)	64	at Hawai'i (34), Wyoming (30)	85-86
9.	Michael Cage (Sr.)	63	at Tulsa (32), Arizona (31)	83-84
10.	Michael Cage (Sr.)	62	at Texas (37), Oral Roberts (25)	83-84

Most Points/Three Consecutive Games/Div. I Era

Pl.	Name (Class)	Points	Opponent	Season
1.	Michael Cage (Sr.)	100	at CSU (25), at UW (40), UTEP (35)	83-84
	Michael Cage (Sr.)	100	at Tulsa (32), Arizona (31), at Texas (37)	83-84
3.	Anthony Watson (Sr.)	97	USIU (54), at UTEP (18), at UNM (25)	85-86
4.	Anthony Watson (Sr.)	95	at Hawai'i (34), UW (30), at CSU (31)	85-86
5.	Kim Goetz (Sr.)	94	UNM (12), BYU (38), Utah (44)	78-79
6.	Michael Cage (Sr.)	93	Arizona (31), at Texas (37), ORU (25)	83-84
7.	Michael Cage (Sr.)	92	at UW (40), UTEP (35), UNM (17)	83-84

Consecutive Games Started: 112, Michael Cage, 1981-82-83-84 seasons
Consecutive Free Throws Made: 33, Joel Kramer, 1977-78 season

Key

* - Conference game. ^ - Conference tournament game. + - NCAA Tournament. ~ - NIT. PG - Peterson Gym. SA - Sports Arena. Number prior to opponent indicates opponent national ranking.

Top Game Performances



SIX CONSECUTIVE NCAA TOURNAMENT APPEARANCES ► NINE-TIME MW CHAMPIONS

Most 40-Point Games/Career

Player	Years	No.
Kim Goetz	78-79	2
Michael Cage	81-84	1
Will Connelly	75-77	1
Von Jacobsen	69-71	1
Eddie Morris	80-83	1
Anthony Watson	83-86	1

Most 30-Point Games/Career

Player	Years	No.
Michael Cage	81-84	8
Anthony Watson	83-86	7
Kim Goetz	78-79	5
Brandon Heath	04-07	5
Tony Ross	87-89	4
Jamaal Franklin	11-13	3
Von Jacobsen	69-71	3
Xavier Thames	12-14	2
Carlus Groves	94	2
Bob Brady	52-54	2

Most 30-Point Games/Season

Player	Year	No.
Anthony Watson	1986	7
Michael Cage	1984	6
Tony Ross	1987	4
Jamaal Franklin	2012	3
Kim Goetz	1979	3
Xavier Thames	2014	2
Michael Cage	1983	2
Kim Goetz	1978	2
Carlus Groves	1994	2
Brandon Heath	2007	2
Von Jacobsen	1970	2

Most 20-Rebound Games/Career

Player	Years	No.
Michael Cage	81-84	7
Al Skaleyky	66-68	4

Most 15-Rebound Games/Career

Player	Years	No.
Michael Cage	81-84	24
Kawhi Leonard	10-11	10
Aerick Sanders	01-04	5
Jamaal Franklin	11-13	4
Leon Carter	95-96	4
Marty Dow	90-91	4
Al Skaleyky	66-68	+4

Most 20-Rebound Games/Season

Player	Year	No.
Michael Cage	1981	4
Michael Cage	1983	2
Al Skaleyky	1968	2
Al Skaleyky	1966	2

30-Point Games

► There have been 63 30-point scoring efforts by 32 players in SDSU history.
 ► Since the start the Division I era (1970-71), there have been 54 30-point games.
 ► Last 30-point game: Xavier Thames, 30 on March 22, 2014, vs. North Dakota State.

Kareem Anderson (1996) **1**
 F.3.96 *Hawai'i (SA) (W, 103-94) 34

Tony Bland (2002-03) **1**
 J.29.02 Houston (CA) (W, 78-66) 33

Bob Brady (1952-53-54) **2**
 J.16.54 vs. Pepperdine 32
 F.7.53 Occidental (W, 88-72) 31

Evan Burns (2003) **1**
 F.24.03 *New Mexico (CA) (W, 89-73) 31

Michael Cage (1981-82-83-84) **8**
 F.6.84 *at Wyoming (ot-L, 73-83) 40
 D.20.83 at Texas (W, 91-77) 37
 F.9.84 *(7) UTEP (SA) (W, 73-62) 35
 D.10.83 at Tulsa (L, 80-91) 32
 D.1.82 at Long Beach State (W, 93-80) 32
 D.17.83 Arizona (SA) (W, 90-80) 31
 M.1.84 *Wyoming (SA) (L, 64-65) 30
 D.29.82 Florida State (SA) (W, 89-85) 30

Will Connelly (1975-76-77) **1**
 D.9.74 (12) Purdue (SA) (L, 87-91) 40

Steve Copp (1973-74-75-76) **1**
 D.21.73 (13) Kansas State (SA) (W, 88-75) 39

Myron Epps (1999-00-01-02) **1**
 J.29.00 *at Wyoming (L, 87-93) 32

Bernie Finlay (1958-59-60) **1**
 F.12.60 *at Long Beach State (L, 72-104) 36

Jamaal Franklin (2011-12-13) **3**
 M.3.12 *at TCU (ot-W, 98-92) 35
 F.25.12 *Colorado State (VA) (W, 74-66) 31
 N.13.11 UC Davis (VA) (W, 89-74) 31

Brian Frishman (1976) **1**
 D.20.76 at New Mexico (L, 104-107) 32

Kim Goetz (1978-79) **5**
 M.3.79 *Utah (SA) (L, 87-100) 44
 F.9.79 *Colorado State (SA) (W, 90-83) 42
 M.1.79 *Brigham Young (SA) (L, 95-96) 38
 F.23.78 *San José State (SA) (W, 81-77) 34
 J.26.78 *CS Fullerton (SA) (W, 94-69) 31

D.J. Gay (2008-09-10-11) **1**
 J.15.11 *at New Mexico (W, 87-77) 30

Carlus Groves (1994) **2**
 F.3.94 *Fresno State (PG) (L, 79-93) 31
 F.19.94 *UTEP (PG) (W, 100-85) 30

Brandon Heath (2004-05-06-07) **5**
 J.15.05 *at UNLV (W, 81-73) 37
 F.25.06 *at New Mexico (W, 73-66) 32
 F.24.07 (21/22) *Brigham Young (CA) (W, 86-74) 30
 F.20.07 *at New Mexico (ot-W, 81-74) 30
 D.13.04 at Texas Tech (L, 68-78) 30

Randy Holcomb (2001-02) **1**
 J.8.02 at Texas A&M-CC (W, 82-79) 30

Von Jacobsen (1969-70-71) **3**
 F.8.69 Chapman (PG) (W, 99-90) 40
 D.6.69 Tahoe College (SA) (W, 92-87) 33
 F.10.70 vs. CS Fullerton (W, 112-66) 32

Shawn Jamison (1990) **1**
 F.10.90 U.S. International (SA) (W, 108-97) 37

Mitch McMullen (1988-89) **1**
 F.25.89 U.S. International (SA) (W, 97-82) 31

Chris McMurray (1972) **1**
 D.21.71 vs. Chapman (W, 99-79) 32

Joe McNaull (1991-92-93) **1**
 D.20.91 Florida A&M (SA) (W, 94-90) 30

Eddie Morris (1980-81-82-83) **1**
 F.5.80 UNLV (SA) (L, 86-98) 41

Ken Neun (1969) **1**
 F.1.69 UC Santa Barbara (PG) (L, 80-93) 33

Tony Pinkins (1955-56-57) **1**
 F.21.57 *at CS Los Angeles (W, 66-61) 35

Tony Ross (1987-88-89) **4**
 F.7.87 *Air Force (SA) (L, 77-81) 33
 J.3.87 *New Mexico (SA) (L, 84-88) 31
 M.3.87 *Hawai'i (SA) (W, 93-90) 30
 D.27.86 Manhattan (SA) (W, 77-69) 30

Jim Sams (1954-55-56) **1**
 D.17.54 at Seattle (W, 91-72) 36

Aerick Sanders (2001-02-03-04) **1**
 D.31.03 Portland (CA) (W, 67-61) 34

Kyle Spain (2006-07-08-09) **1**
 J.21.09 New Mexico (CA) (W, 81-76) 30

Chase Tapley (2010-11-12-13) **1**
 D.22.12 vs. San Francisco (W, 80-58) 33

Xavier Thames (2012-13-14) **2**
 J.25.14 *at Utah State (ot-W, 74-69) 31
 M.20.14 #vs. North Dakota State (W, 63-44) 30

Anthony Watson (1983-84-85-86) **7**
 F.20.86 U.S. International (SA) (W, 138-93) 54
 J.23.86 *at Hawai'i (L, 80-83) 34
 F.6.86 *Brigham Young (SA) (L, 71-81) 32
 F.13.86 *at Wyoming (L, 71-89) 31
 J.30.86 *at Colorado State (L, 72-75) 31
 J.27.86 *Wyoming (SA) (W, 88-82) 30
 J.10.86 *at Utah (ot-L, 89-93) 30

Billy White (2008-09-10-11) **1**
 N.16.10 at (11/12) Gonzaga (W, 79-76) 30

15-Rebound Games

► There have been 16 20-rebound performances by seven players in SDSU history and 93 15-rebound games accomplished by 26 players since 1970-71.
 ► Last 20-rebound game: Kawhi Leonard, 21 on March 13, 2010, at UNLV.

Leonard Allen (1982-83-84-85) **2**
 F.14.85 Texas-El Paso (SA) (W, 76-63) 18
 D.1.84 Morgan State (SA) (W, 128-68) 15

Ryan Amoroso (2008-09) **1**
 M.14.09 ^Utah (L, 50-52) 15

Fred Branch (1977-78) **1**
 J.6.77 at Arizona (L, 77-80) 16

Michael Cage (1981-82-83-84) **24**
 D.29.80 La Salle (SA) (W, 93-67) 26
 F.6.84 *at Wyoming (L, 73-83) 21
 J.31.83 *Air Force (SA) (W, 71-47) 21
 D.4.82 Prairie View (SA) (W, 105-83) 20
 F.24.81 Hawai'i (SA) (W, 90-77) 20
 J.31.81 *at Texas-El Paso (L, 66-81) 20

J.7.81 Navy (SA) (W, 90-77) 20
 D.27.83 Oral Roberts (SA) (ot-W, 85-75) 19
 J.6.83 Saint Mary's (PG) (W, 80-55) 19
 D.1.82 at CS Long Beach (W, 93-80) 19
 J.5.84 San Diego (SA) (W, 61-47) 18
 N.28.83 at Saint Mary's (W, 72-67) 18
 N.26.82 San Francisco State (PG) (W, 75-58) 18
 F.22.83 CS Long Beach (SA) (W, 91-76) 17
 D.13.80 at CS Fullerton (W, 70-64) 17
 D.11.80 at Northern Arizona (L, 68-76) 17
 J.15.81 *Air Force (SA) (W, 58-43) 16
 M.1.84 *Wyoming (SA) (L, 64-65) 15
 F.25.84 at Hawai'i (L, 55-57) 15
 J.21.84 Brigham Young (SA) (W, 79-75) 15
 F.24.83 *at Wyoming (L, 56-66) 15
 J.22.83 at Hawai'i (L, 75-98) 15
 D.23.82 at Arizona (L, 44-46) 15
 M.7.81 *New Mexico (SA) (W, 92-84) 15

Leon Carter (1995-96) **4**
 J.18.96 *at Fresno State (L, 67-79) 17
 F.29.96 at Colorado State (L, 74-87) 15
 F.3.96 Hawai'i (SA) (W, 103-94) 15
 J.20.96 at Air Force (W, 77-69) 15

Will Connelly (1975-76-77) **2**
 J.29.76 *Long Beach State (PG) (W, 79-52) 15
 D.17.75 Central Michigan (PG) (W, 73-59) 15

Steve Copp (1973-74-75-76) **^1**
 F.19.76 UC Santa Barbara (PG) (L, 73-76) 15

Marcelo Correia (1997-98-99-00-01) **1**
 N.24.99 UC Riverside (CA) (W, 73-57) 15

Josh Davis (2014) **3**
 D.21.13 McNeese State (VA) (W, 65-36) 17
 J.1.14 *at Colorado State (W, 71-610) 15
 D.5.13 at San Diego (65-64) 15

Marty Dow (1990-91) **4**
 F.23.91 *at Wyoming (W, 95-83) 16
 M.2.91 at Hawai'i (L, 58-65) 15
 F.3.91 *Wyoming (SA) (W, 87-84) 15
 D.8.90 Cal Poly Pomona (PG) (W, 94-78) 15

Jamaal Franklin (2011-13) **4**
 J.9.13 *at Fresno State (W, 65-62) 18
 F.25.12 *Colorado State (VA) (W, 74-66) 16
 D.23.12 vs. Indiana State (W, 62-55) 15
 D.3.12 Texas Southern (VA) (W, 74-62) 15

Eddy Gordon (1980-81-82-83) **1**
 D.27.80 at Long Beach State (W, 71-68) 17

Rodney Hawkins (1986-87-88) **2**
 J.21.88 at Air Force (L, 57-60) 16
 D.13.86 CS Los Angeles (SA) (W, 64-60) 15

Randy Holcomb (2001-02) **1**
 D.29.01 at Duke (L, 79-92) 15

Larry Jones (1972-73) **+1**
 1971-72 *vs. Fresno State 21

Joel Kramer (1974-76-77-78) **2**
 J.31.77 *UC Santa Barbara (PG) (W, 76-66) 16
 N.25.77 Drake (SA) (W, 100-72) 15

Roy Kruiswyk (1997-98) **1**
 J.10.98 Hawai'i (CA) (W, 81-72) 15

Kawhi Leonard (2010-11) **10**
 M.13.10 ^at UNLV (W, 55-45) 21
 D.9.09 CS Fullerton (VA) (W, 82-68) 18
 J.12.11 *UNLV (VA) (W, 55-49) 17
 F.19.11 *at Air Force (W, 70-58) 15
 F.2.11 *at Colorado State (W, 56-54) 15
 J.26.11 *at (9/9) Brigham Young (L, 58-71) 15
 J.15.11 *at New Mexico (W, 87-77) 15
 M.3.10 *Colorado State (VA) (W, 68-55) 15
 F.20.10 *Utah (W, 68-61) 15
 J.5.10 *(15/14) New Mexico (CA) (W, 74-64) 15

TOP GAME PERFORMANCES ◀ RECORDS

AZTEC BASKETBALL MEDIA GUIDE

Top Game Performances



SIX CONSECUTIVE NCAA TOURNAMENT APPEARANCES ► NINE-TIME MW CHAMPIONS

Steve Malovic (1978-79) **2**
 F.24.79 *at New Mexico (L, 78-84) 23
 F.17.79 at UNLV (W, 94-91) 16

Chris McMurray (1972-73) **+1**
 D.21.71 vs. Chapman (W, 99-79) 23

Joe McNaull (1991-92-93) **2**
 J.25.92 *New Mexico (SA) (L, 61-71) 17
 J.28.93 *vs. Air Force (PG) (W, 59-51) 16

Gerald Murray (1984-85-87) **3**
 F.26.87 *Brigham Young (SA) (L, 68-85) 17
 F.28.87 *Utah (SA) (W, 75-62) 15
 J.29.87 U.S. International (SA) (L, 81-87) 15

Aerick Sanders (2001-02-03-04) **5**
 N.25.03 vs. Dayton (L, 71-76) 18
 F.21.04 *Wyoming (CA) (W, 74-66) 16
 N.26.03 at Chaminade (W, 75-67) 16
 J.24.04 *at Colorado State (L, 82-92) 16
 N.30.03 Troy State (CA) (L, 84-93) 15

Al Skaleyky (1966-67-68) **+4**
 1965-66 vs. CS Northridge 25
 1967-68 vs. CS Northridge 22
 1965-66 vs. Cal Poly-SLO 22
 1967-68 vs. UC Irvine 21

Marcus Slaughter (2004-05) **8**
 J.14.06 *vs. UNLV (W, 83-67) 20
 M.9.06 vs. Colorado State (W, 64-52) 19
 J.18.06 *at TCU (W, 76-57) 18
 D.10.05 Washington State (CA) (L, 49-60) 17
 F.8.06 *Air Force (CA) (W, 61-51) 15
 N.26.05 Albany (CA) (W, 80-53) 15
 J.29.05 *at Air Force (L, 50-62) 15
 F.17.04 *at UNLV (L, 65-68) 15

Malcolm Thomas (2010-11) **3**
 J.12.11 *UNLV (VA) (W, 55-49) 16
 D.13.10 Cal Poly (VA) (W, 51-45) 15
 J.5.10 New Mexico (VA) (W, 74-64) 15

10-Assist Games

► There have been 66 10-assist efforts by 23 players in SDSU history (since 1975-76).
 ► Last 10-assist game: Xavier Thames, 11 on Dec. 7, 2011, at San Diego.

Howard Avery (1979) **1**
 N.28.78 Idaho State (SA) (W, 104-83) 13

William Campbell (1987) **1**
 J.3.87 *New Mexico (SA) (L, 84-88) 10

Dean Decker (1977-78) **7**
 D.30.77 Purdue (SA) (W, 91-84) 14
 D.11.76 UNLV (SA) (L, 113-118) 14
 J.19.78 UC Irvine (SA) (W, 90-65) 13
 F.19.77 *Fresno State (PG) (W, 80-58) 12
 F.25.78 *Pacific (SA) (W, 84-69) 11
 J.3.77 N. Texas State (PG) (L, 100-108) 11
 D.2.77 Arizona (SA) (L, 79-80) 10

Mark Delsman (1974-75-76-77) **1**
 D.11.79 (5) UNLV (SA) (L, 113-118) 13

Tracy Dildy (1986-87) **1**
 D.1.86 at UC Santa Barbara (L, 70-87) 11

Mike Dodd (1976-77-78-79) **4**
 D.23.78 Kansas (SA) (W, 81-69) 11
 J.28.78 *UC Santa Barbara (SA) (W, 80-56) 11
 F.9.79 *Colorado State (SA) (W, 90-83) 10
 F.3.79 *at Brigham Young (L, 80-88) 10

Creon Dorsey (1985-86) **4**
 F.12.85 Long Beach State (W, 86-69) 13
 F.15.86 *Hawaii (SA) (W, 80-70) 12
 D.28.84 TCU (SA) (L, 70-72) 11
 J.31.85 *at Brigham Young (W, 77-71) 10

Tony Gwynn (1978-79-80-81) **16**
 F.5.80 *UNLV (SA) (L, 86-98) 18
 M.7.81 *New Mexico (SA) (W, 92-84) 16
 J.17.81 UNLV (SA) (L, 77-78) 14
 F.14.80 *New Mexico (SA) (W, 76-74) 14
 J.8.80 *Hawaii (SA) (L, 76-78) 13
 F.3.79 *at Brigham Young (L, 80-88) 13
 J.5.80 *Wyoming (SA) (W, 65-57) 12
 F.9.80 *at Hawaii (L, 69-79) 11
 J.11.80 *at UNLV (L, 86-88) 11
 M.1.79 *Brigham Young (SA) (L, 95-96) 11
 F.14.81 *Brigham Young (SA) (W, 73-72) 10
 D.30.80 DePaul (SA) (L, 69-85) 10
 J.19.80 *at New Mexico (L, 72-73) 10
 F.10.79 *Wyoming (SA) (W, 79-71) 10
 D.29.79 Tennessee (SA) (L, 77-96) 10
 D.13.79 Oklahoma State (SA) (W, 104-100) 10

Jason Hamilton (1993) **1**
 F.6.93 *at Fresno State (L, 70-78) 10

Bradley Jackson (2000) **1**
 J.2.00 High Point (CA) (W, 74-63) 11

Raymond King (1996) **1**
 J.2.96 *Colorado State (SA) (W, 87-67) 11

Jeff Konek (1985) **1**
 D.6.83 Long Beach State (SA) (W, 91-76) 10

Ray Leary (1974-75-76) **3**
 J.31.76 *Fresno State (PG) (W, 103-84) 11
 J.15.76 at UC Santa Barbara (L, 78-83) 10
 D.15.75 at UCLA (L, 86-101) 10

Deandre Moore (2001-02-03) **2**
 M.1.01 ^vs. Wyoming (L, 62-69) 11
 D.2.00 Sacramento State (CA) (W, 92-69) 11

Chad Nelson (1994-95-96-97) **1**
 J.30.96 CS Northridge (SA) (W, 80-47) 10

Andre Ross (1984-85) **1**
 D.27.83 Oral Roberts (SA) (W, 85-75) 13

Keith Smith (1982-83) **13**
 D.7.82 Doane College (PG) (W, 100-88) 14
 M.12.82 UC Irvine (SA) (NIT) (L, 69-70) 13
 M.4.82 *Colorado State (SA) (W, 68-62) 13
 J.30.82 *Utah (SA) (W, 75-62) 12
 J.9.82 *at Hawaii (L, 63-70) 12
 D.12.81 Oregon (SA) (W, 87-74) 12
 J.21.82 *at Wyoming (L, 64-77) 11
 D.30.81 Temple (SA) (W, 75-64) 11
 D.29.81 Baylor (SA) (W, 77-54) 11
 F.25.82 *at Utah (W, 74-72) 10
 J.28.82 *Brigham Young (SA) (W, 80-66) 10
 D.22.81 Long Beach State (SA) (W, 92-84) 10
 N.30.81 UC San Diego (PG) (W, 105-70) 10

Virgil Smith (1992) **2**
 N.24.91 Richmond (SA) (L, 68-78) 11
 F.13.92 *at Wyoming (L, 66-92) 10

Xavier Thames (2011-present) **1**
 D.7.11 at San Diego (W, 74-62) 11

Lorenzo Wade (2007-08) **1**
 M.1.08 *Colorado State (CA) (W, 86-62) 11

Anthony Watson (1983-84-85-86) **1**
 F.16.84 *at Brigham Young (ot-L, 92-94) 10

Bryan Williams (1988-89) **1**
 F.12.88 *at New Mexico (L, 85-93) 10

Richie Williams (2006) **1**
 M.3.06 South Dakota State (CA) (W, 88-63) 11

Key
 * - Conference game. ^ - Conference tournament game. # - NCAA Tournament. PG - Peterson Gym. SA - Sports Arena. VA or CA - Viejas Arena (formerly Cox Arena). + - Indicates the individual played at least some portion of his career prior to 1975-76 and the total may be incomplete. Anytime a season is listed as one year, the back half of the season is designated (e.g. 1989-90 is 90).

Most 10-Assist Games/Career

Player	Years	No.
Tony Gwynn	78-81	16
Keith Smith	82-83	13
Dean Decker	77-78	7
Creon Dorsey	85-86	4
Mike Dodd	76-79	4
Ray Leary	74-76	3

Double-Double Log

Below is the number of double-doubles and number of Aztecs that recorded one since 1975-76.

Season	No.	Pl.
1975-76	30	6
1976-77	24	7
1977-78	17	3
1978-79	20	6
1979-80	19	4
1980-81	16	3
1981-82	22	4
1982-83	23	4
1983-84	30	4
1984-85	14	4
1985-86	10	4
1986-87	16	3
1987-88	11	3
1988-89	16	5
1989-90	10	3
1990-91	15	3
1991-92	13	3
1992-93	10	3
1993-94	7	3
1994-95	7	5
1995-96	6	2
1996-97	2	2
1997-98	13	3
1998-99	4	2
1999-00	7	3
2000-01	8	4
2001-02	15	2
2002-03	5	3
2003-04	15	3
2004-05	11	2
2005-06	21	3
2006-07	8	4
2007-08	5	3
2008-09	8	5
2009-10	21	2
2010-11	36	4
2011-12	17	5
2012-13	16	3
2013-14	12	4
2014-15	5	2

► Double-Doubles (Since 1975-76 season)

Pl.	Name	Seasons	No.
1.	Michael Cage	81-82-83-84	61
2.	Kawhi Leonard	10-11	40
3.	Marcus Slaughter	04-05-06	30
4.	Jamaal Franklin	11-12-13	26
	Joel Kramer	74-76-77-78	+26
6.	Randy Holcomb	01-02	19
7.	Joe McNaull	91-92-93	18
8.	Steve Malovic	78-79	17
9.	Marty Dow	90-91	16
10.	Leonard Allen	82-83-84-85	15
11.	Aerick Sanders	01-02-03-04	14
	Eddy Gordon	80-81-82-83	14
	Will Connelly	75-76-77	14
14.	Malcolm Thomas	10-11	13
15.	Rodney Hawkins	86-87-88	12
--	Winston Shepard	13-present	3

Pl.	Name (Class)	Season	No.
1.	Kawhi Leonard (So.)	2011	23
	Michael Cage (Sr.)	1984	23
3.	Marcus Slaughter (Jr.)	2006	18
	Michael Cage (Jr.)	1983	18
5.	Kawhi Leonard (Fr.)	2010	17
6.	Randy Holcomb (Sr.)	2002	14
7.	Jamaal Franklin (Jr.)	2013	13
	Marty Dow (Sr.)	1991	13
9.	Jamaal Franklin (So.)	2012	12
	Aerick Sanders (Sr.)	2004	12
11.	Gerald Murray (Sr.)	1987	11
12.	Marcus Slaughter	2005	10
	Roy Krusiswyk (Sr.)	1998	10
	Keith Smith (Jr.)	1982	10
	Michael Cage (So.)	1982	10
	Michael Cage (Fr.)	1981	10
	Eddy Gordon (So.)	1980	10

Most Consecutive Double-Doubles - 9
 Michael Cage (final game of 1982-83 and the first eight games of 1983-84)
Most Consecutive Double-Doubles, Season - 8
 Michael Cage (twice during 1983-84)

Three Double-Doubles in the Same Game - 5 times
 most recently Jan. 29, 2008, at Colorado State - W, 83-82 (Ryan Amoroso 23 pts., 11 rebs., Lorenzo Wade 18 pts., 10 rebs.; Billy White 17 pts., 10 rebs.)

Two Double-Doubles in the Same Game - 51 times since 1979
 most recently Jan. 12, 2013, at Air Force - W, 79-72 (Josh Davis 13 pts., 11 rebs., and JJ O'Brien 18 pts., 11 rebs.)

Triple-Doubles - 0
 closest as defined by having a double-double and highest total in third category:

Keith Smith vs. Brigham Young, Jan. 28, 1982 - 19 pts., 10 ast., 9 rebs.
 Lorenzo Wade vs. Colorado State, March 1, 2008 - 25 pts., 11 ast., 8 rebs.
 William Campbell vs. New Mexico, Jan. 3, 1987 - 15 pts., 10 ast., 8 rebs.
 Keith Smith vs. Oregon, Dec. 12, 1981 - 18 pts., 12 ast., 8 rebs.
 Lorenzo Wade at Air Force, Jan. 3, 2009 - 12 pts., 11 rebs., 8 ast.
 Malcolm Thomas vs. Utah, March 10, 2011 - 13 pts., 10 rebs., 8 ast.
 Four times an SDSU player has had a double-double with seven in the third category (Michael Cage (2), Creon Dorsey and Tony Gwynn) last time was Feb. 15, 1986.

RECORDS ► TOP GAME PERFORMANCES AZTEC BASKETBALL MEDIA GUIDE

Miscellaneous Records



SIX CONSECUTIVE NCAA TOURNAMENT APPEARANCES ► NINE-TIME MW CHAMPIONS

San Diego State Division I Era Starts

Wins Thru	1	2	3	4	5	6	7	8	9	10	11	12	13	14	15	16	17	18	19	20	21	22	23	24	25	26	27	28	Final	
1970-71	0	0	0	1	2	2	2	2	2	3	3	3	4	5	6	7	7	8	9	9	10	11	11	11	12	12			12-14	
1971-72	1	2	3	4	5	6	7	7	8	8	8	9	10	11	11	12	12	12	13	13	14	15	16	17	17	17	17	18	18-10	
1972-73	0	1	2	3	3	3	4	4	5	5	6	7	8	8	9	10	11	11	11	11	12	13	13	14	14	15			15-11	
1973-74	0	1	1	1	1	2	2	3	3	3	3	3	3	4	4	4	4	4	4	4	4	5	5	5	6	7			7-19	
1974-75	0	1	1	1	2	2	2	3	3	4	4	5	5	6	7	8	9	10	10	11	12	13	13	14	14	14	14		14-13	
1975-76	0	0	1	2	2	2	3	4	4	5	6	7	8	9	9	10	11	12	13	13	13	13	13	13	14	15	16		16-13	
1976-77	0	1	1	1	1	1	2	2	2	3	3	3	3	4	5	6	6	7	8	9	9	10	11	12	13	13	13		13-15	
1977-78	1	1	2	2	2	2	2	3	4	5	6	7	7	8	9	9	10	11	12	12	13	14	15	16	17	18	19		19-9	
1978-79	0	1	2	3	4	4	5	6	6	7	7	8	8	8	9	10	11	12	12	12	13	14	15	15	15	15	15		15-12	
1979-80	1	2	2	2	2	3	3	3	3	4	5	5	5	5	5	5	5	5	5	5	5	5	6	6	6	6	6		6-21	
1980-81	1	2	3	3	4	5	6	6	6	7	8	8	8	8	9	9	9	10	10	10	11	11	12	13	14	14	15		15-12	
1981-82	1	2	2	2	3	4	5	6	7	8	8	8	9	10	10	11	12	13	14	15	16	17	18	18	19	19	20		20-9	
1982-83	1	2	3	4	5	6	7	7	8	8	9	9	9	10	11	12	13	13	14	14	15	16	16	17	17	17	18		18-10	
1983-84	1	1	2	3	3	4	5	6	7	7	8	9	9	10	10	11	12	12	12	13	14	14	14	14	14	14	15		15-13	
1984-85	1	2	3	4	5	6	7	8	8	8	9	10	11	12	12	13	14	15	16	16	17	18	19	20	21	21	21		23-8	
1985-86	0	0	0	0	0	0	1	1	1	1	2	3	3	3	4	5	5	6	6	7	7	7	7	8	9	9	10		10-19	
1986-87	0	0	0	1	1	1	2	2	2	2	2	2	2	2	2	2	2	2	2	2	2	2	2	2	2	2	3	4		5-25
1987-88	0	1	2	2	2	3	3	4	4	5	6	6	6	7	7	7	7	7	8	9	9	9	10	10	11	11	11	12		12-17
1988-89	1	2	3	3	3	4	4	5	5	6	7	8	8	8	8	8	8	9	9	9	10	10	10	11	12	12	12		12-17	
1989-90	0	0	1	2	3	4	5	5	6	6	7	8	8	9	9	10	11	11	11	12	12	13	13	13	13	13	13		13-18	
1990-91	0	0	0	1	2	3	4	4	5	5	5	6	6	7	8	8	8	9	9	9	9	10	10	11	12	12	13		13-16	
1991-92	0	0	0	1	1	1	2	2	2	2	2	2	2	2	2	2	2	2	2	2	2	2	2	2	2	2	2		2-26	
1992-93	0	1	1	2	2	3	3	4	4	4	4	4	4	4	5	5	6	6	6	6	6	6	6	6	7	7	8		8-21	
1993-94	1	2	2	2	3	4	5	5	5	6	6	6	6	7	7	8	8	9	9	9	10	10	10	10	10	11	12		12-16	
1994-95	1	2	3	3	3	4	4	5	5	5	5	6	6	6	7	7	7	7	7	7	7	8	8	8	9	10	11		11-17	
1995-96	1	2	2	2	3	4	4	5	6	6	7	8	8	8	9	10	11	12	13	13	13	13	14	14	14	15		15-14		
1996-97	1	1	2	3	4	4	5	6	7	8	9	10	11	11	11	11	11	12	12	12	12	12	12	12	12	12	12		12-15	
1997-98	0	0	1	1	2	2	3	3	4	5	5	6	7	7	8	9	9	10	11	11	11	11	11	12	12	12	13		13-15	
1998-99	0	0	0	0	0	1	1	1	1	1	1	2	2	2	2	2	2	2	2	2	2	2	2	2	3	3	4		4-22	
1999-00	1	1	1	1	2	2	3	3	4	5	5	5	5	5	5	5	5	5	5	5	5	5	5	5	5	5	5		5-23	
2000-01	1	2	2	3	4	4	4	5	6	7	8	9	10	10	10	11	11	11	11	11	11	11	11	12	13	14	14		14-14	
2001-02	1	1	2	2	3	4	4	5	6	7	7	8	9	10	10	10	11	11	11	12	13	13	13	14	15	16	17		21-12	
2002-03	0	0	1	2	2	3	4	5	6	7	8	9	10	11	11	11	12	12	12	12	13	14	15	15	15	15	15		16-14	
2003-04	1	2	2	3	3	4	5	5	6	7	7	8	9	9	10	11	11	11	11	12	12	12	12	13	14	14	14		14-16	
2004-05	0	1	2	3	4	4	4	4	4	5	5	5	6	7	8	8	9	9	9	9	10	10	10	10	10	10	11		11-18	
2005-06	1	1	2	3	3	4	4	4	5	6	6	7	8	8	9	10	11	12	13	14	15	16	17	18	18	19	20		24-9	
2006-07	1	2	3	4	5	6	7	8	8	8	9	10	10	11	11	11	12	13	13	13	14	15	16	17	18	19	20		22-11	
2007-08	1	2	3	4	5	5	6	7	8	8	9	9	10	11	11	12	13	14	14	14	15	16	16	16	16	17	18		18-20-13	
2008-09	1	1	2	3	4	5	6	7	7	8	9	10	11	12	12	13	13	14	15	16	17	17	18	18	18	19	20		26-10	
2009-10	1	1	2	3	3	4	5	6	7	8	8	9	10	11	12	12	13	14	14	15	16	16	17	18	19	20	20		25-9	
2010-11	1	2	3	4	5	6	7	8	9	10	11	12	13	14	15	16	17	18	19	20	20	21	22	23	24	25	26		27-34-3	
2011-12	1	2	3	3	4	5	6	7	7	8	9	10	11	12	13	14	15	16	17	18	18	19	20	20	20	21	22		26-8	
2012-13	0	1	2	3	4	5	6	7	8	9	10	11	12	13	14	14	15	16	16	17	18	18	18	18	19	20	20		23-11	
2013-14	1	1	2	3	4	5	6	7	8	9	10	11	12	13	14	15	16	17	18	19	20	21	21	22	23	23	24		25-31-5	
2014-15	1	2	3	4	5	5	6	6	7	7	8	9	10	11	11	12	13	14	15	15	16	17	18	18	19	20	21		22-27-9	

Top Scoring SDSU Duos

Pl.	Names (PPG)	Season	Points	Avg.
1.	Heath (19.3), Abukar (15.8)	2006-07	1,142	34.6
2.	Heath (18.4), Slaughter (16.5)	2005-06	1,101	33.4
3.	J. Franklin (17.4), Tapley (15.8)	2011-12	1,094	32.2
4.	Holcomb (16.9), Bland (15.7)	2001-02	1,077	32.6
5.	Thames (17.6), Shepard (11.6)	2013-14	1,040	28.9
6.	Heath (18.3), Marcus Slaughter (17.8)	2004-05	1,012	34.9
7.	J. Franklin (17.0), Tapley (13.5)	2012-13	1,007	29.6
8.	Goetz (20.5), Malovic (17.4)	1978-79	1,003	37.1
9.	Copp (17.9), Connelly (16.6)	1975-76	1,001	34.5
10.	Watson (17.5), Allen (14.6)	1984-85	997	32.2

Top Scoring SDSU Trios

Pl.	Names (PPG)	Season	Points	Avg.
1.	Holcomb (16.9), Tony Bland (15.7), Al Faux (17.0)	2001-02	1,571	47.6
2.	Heath (19.3), Abukar (15.8), Wade (10.5)	2006-07	1,488	45.1
3.	Gordon (12.8), Morris (13.3), Mendoza (12.0)	1979-80	1,457	53.7
4.	Heath (18.4), Slaughter (16.5), Abukar (14.3)	2005-06	1,415	42.9
5.	J. Franklin (17.4), Tapley (15.8), Thames (10.1)	2011-12	1,407	41.4
6.	Leonard (15.5), Thomas (11.4), Gay (11.1)	2010-11	1,391	37.6
7.	Goetz (20.5), Malovic (17.4), Dodd (12.6)	1978-79	1,342	49.7
8.	Watson (17.5), Allen (14.6), Kennedy (10.8)	1984-85	1,331	42.9
9.	Thames (17.6), Shepard (11.6), Pollee II (8.5)	2013-14	1,321	36.7
10.	McMurray (16.1), Harris (15.9), Wilkins (14.8)	1971-72	1,311	46.8

Top Rebounding SDSU Duos

Pl.	Names (RPG)	Season	Rebs.	Avg.
1.	Leonard (10.6), Thomas (8.1)	2010-11	681	18.4
2.	Leonard (9.9), Thomas (7.6)	2009-10	596	17.5
3.	McMurray (12.5), Jones (8.7)	1971-72	585	20.9
4.	Cage (12.6), Allen (7.0)	1983-84	549	19.6
5.	Cage (12.6), Allen (6.0)	1982-83	522	18.6
6.	Davis (10.1), Shepard (4.9)	2013-14	512	14.2
7.	Cage (13.1), Gordon (6.2)	1980-81	511	17.9
8.	Connelly (8.9), Copp (8.6)	1975-76	506	17.4
9.	Sanders (9.8), Slaughter (6.8)	2003-04	499	16.6
10.	Connelly (9.2), Copp (9.1)	1974-75	495	18.3

Top Rebounding SDSU Trios

Pl.	Names (RPG)	Season	Rebs.	Avg.
1.	Leonard (10.6), Thomas (8.1), White (4.4)	2010-11	838	22.6
2.	McMurray (12.5), Jones (8.7), Pete (5.7)	1971-72	744	26.7
3.	Leonard (9.9), Thomas (7.6), White (4.3)	2009-10	732	21.5
4.	Connelly (8.9), Copp (8.6), Kramer (6.0)	1975-76	681	23.5
5.	Cage (12.6), Allen (7.0), Ross (5.2)	1983-84	679	22.6
6.	Davis (10.1), Shepard (4.9), O'Brien (4.7)	2013-14</		

Miscellaneous Records



SIX CONSECUTIVE NCAA TOURNAMENT APPEARANCES ► NINE-TIME MW CHAMPIONS

Consecutive Double-Digit Scoring Games *since 1975-76*

Pl.	Name	Games	Streak Started	Final Game
1.	Brandon Heath	58	Dec. 17, 2005	March 19, 2007
2.	Jamaal Franklin	32	Dec. 22, 2011	Dec. 25, 2012
	Zack Jones	32	Nov. 28, 1980	Dec. 8, 1981
4.	Anthony Watson	31	March 8, 1985	March 7, 1986
5.	Marcus Slaughter	28	Nov. 19, 2004	Nov. 17, 2005
6.	Michael Cage	27	Jan. 6, 1983	Dec. 29, 1983
7.	Jamaal Franklin	18	Jan. 2, 2013	March 13, 2013
	Chase Tapley	18	Nov. 23, 2011	Feb. 11, 2012
	Randy Holcolmb	18	Nov. 18, 2000	Jan. 27, 2001
	Jason Richey	18	Dec. 2, 1997	Feb. 14, 1998
	Michael Cage	18	Jan. 3, 1984	March 3, 1984

Most Double-Digit Scoring Games/Season *since 1975-76*

Pl.	Name	Games	Season
1.	Kawhi Leonard	33	2010-11
	Brandon Heath	33	2006-07
3.	Xavier Thames	31	2013-14
	Jamaal Franklin	31	2012-13
	Brandon Heath	31	2005-06
6.	Chase Tapley	30	2011-12
	Randy Holcolmb	30	2001-02
8.	Jamaal Franklin	29	2011-12
	Tony Bland	29	2001-02
	Shawn Jamison	29	1989-90
	Anthony Watson	29	1984-85

Most Double-Digit Scoring Games/Career *since 1975-76*

Pl.	Name	Games	Seasons
1.	Brandon Heath	112	2004, 05, 06, 07
2.	Anthony Watson	88	1983, 84, 85, 86
3.	Michael Cage	85	1981, 82, 83, 84
4.	Chase Tapley	80	2010, 11, 12, 13
5.	Lorenzo Wade	68	2007, 08, 09
	Chad Nelson	68	1994, 95, 96, 97
7.	Billy White	63	2008, 09, 10, 11
	Tony Ross	63	1987, 88, 89
9.	Kyle Spain	62	2006, 07, 08, 09
10.	Jamaal Franklin	61	2011, 12, 13
	Marcus Slaughter	61	2004, 05, 06

Most Double-Digit Rebounding Gms./Season *since 1975-76*

Pl.	Name	Games	Season
1.	Kawhi Leonard	23	2010-11
	Michael Cage	23	1983-84
3.	Michael Cage	20	1982-83
4.	Josh Davis	19	2013-14
	Kawhi Leonard	19	2009-10
	Marcus Slaughter	19	2005-06
	Michael Cage	19	1980-81
8.	Jamaal Franklin	14	2012-13
	Randy Holcomb	14	2001-02
10.	Marty Dow	13	1990-91
	Michael Cage	13	1981-82
	Eddy Gordon	13	1979-80
	Joel Kramer	13	1977-78
	Will Connelly	13	1975-76

Highest Scoring Freshman Classes *Division I era*

Pl.	Names (PPG)	Season	Points	Avg.
1.	Epps (11.8), Okotie (8.5), Abramowitz (5.3), Berokoff (4.0), Mann (2.2)	1998-99	808	31.1
2.	Morris (13.3), Gordon (12.8), McKimney (4.1)	1979-80	717	26.6
3.	Leonard (12.7), Tapley (7.6), Williams (1.9)	2009-10	707	20.8
4.	Heath (13.8), Slaughter (7.9)	2003-04	650	21.7
5.	Miller (6.8), McKinney (5.4), McNaull (4.7), Hamilton (2.8)	1990-91	545	18.8
6.	Lowery (6.1), Scruggs (3.9), Dildy (2.9), Brown (2.9), Gaines (2.8), Bobin (0.6)	1985-86	523	18.0
7.	Spain (9.2), Williams (6.6), Hoerner (1.9), McGrath (0.6), Lamb (0.7)	2005-06	519	15.7

8.	White (8.5), Gay (5.8), Shelton (10.0)	2007-08	512	15.5
9.	Ross (16.3), Baskin (1.3), Kline (1.2), Bryant (0.7)	1986-87	501	16.7
10.	Burns (9.2), Sir (5.5), Sharper (1.9), Davis (1.5)	2002-03	492	16.4

Highest Scoring Sophomore Classes *Division I era*

Pl.	Names (PPG)	Season	Points	Avg.
1.	Leonard (15.5), Tapley (8.6), Rahon (7.0), Williams (2.1)	2010-11	1,129	30.5
2.	Heath (18.3), Slaughter (17.9)	2004-05	1,012	34.8
3.	Epps (14.4), Abramowitz (7.6), Okotie (6.6), Berokoff (3.8), Small (2.2), Mann (1.9)	1999-00	984	35.1
4.	McNaull (13.1), Clark (11.6), Miller (10.8), Hamilton (6.2)	1991-92	973	34.8
5.	J. Franklin (17.4), Thames (10.1), L. Franklin (2.8), Castleberry (1.0)	2011-12	969	28.5
6.	Lowery (11.8), Gaines (7.3), Scruggs (4.8), Brown (3.2), Dildy (3.1)	1986-87	820	27.3
7.	Wade (10.5), Williams (7.0), Spain (6.6), Lamb (1.4), Hoerner (3.5)	2006-07	817	24.8
8.	Copp (13.1), Bunting (9.8), Earle (7.5), Honz (3.6), Leary (2.1)	1973-74	701	27.0
9.	Shepard (11.6), Spencer (4.8)	2013-14	580	16.1
10.	Connelly (17.7), Delsman (3.0)	1974-75	561	20.8

Highest Scoring Junior Classes *Division I era*

Pl.	Names (PPG)	Season	Points	Avg.
1.	Wade (14.8), Spain (13.2), Amoroso (11.4), Davis (7.5), Williams (6.9), Lamb (0.7)	2007-08	1,558	47.2
2.	Jamison (16.8), Dow (12.3), Hudson (7.7), Massey (7.1), Thompson (4.5), Steinly (1.6), Stewart (0.0)	1989-90	1,434	46.3
3.	Heath (18.4), Slaughter (16.5), Abukar (14.3)	2005-06	1,415	42.9
4.	Holcomb (15.9), Epps (11.1), Faux (10.5), Kovacic (5.3), Abramowitz (5.0)	2000-01	1,388	49.6
5.	Goetz (16.9), Dodd (14.1), Malovic (13.1), Hale (4.8)	1977-78	1,351	48.3
6.	Copp (13.8), Kovach (9.8), Bunting (8.3), Earle (7.0), Leary (6.6)	1974-75	1,288	47.7
7.	Mendoza (30.5), Gwynn (11.1), Head (5.1), Smith (1.5), Hamilton (0.6)	1979-80	1,274	47.2
8.	Richey (17.6), Fields (11.0), Thompson (9.6), Betts (9.0), Kruiiswyk (5.3), Johnson (3.5), Demirdjian (1.3), Archie (0.5)	1996-97	1,249	46.3
9.	Thomas (10.9), Gay (10.5), White (11.1), Carlwell (4.7), Deutchman (1.7)	2009-10	1,245	36.6
10.	McMurray (16.1), Pete (10.8), Jones (9.1), Marlowe (6.0), Leech (1.5)	1971-72	1,184	42.3

Highest Scoring Senior Classes *Division I era*

Pl.	Names (PPG)	Season	Points	Avg.
1.	Watson (22.5), Johnson (15.7), Martens (12.2), Dorsey (8.2), Owens (7.0)	1985-86	1,628	56.1
2.	Wade (14.1), Spain (14.0), Amoroso (7.5), Williams (7.2), Davis (2.5), Thomas (1.8)	2008-09	1,462	40.6
3.	Anderson (13.7), Jarrett (13.6), Carter (12.9), Randle (5.6), Martin (5.1), Gardner (1.8)	1995-96	1,427	49.2
4.	Goetz (20.5), Malovic (17.4), Dodd (12.6), Hale (5.6)	1978-79	1,392	51.6
5.	Thomas (11.4), Gay (11.1), White (10.3), Carlwell (3.8), Cheriet (1.8)	2010-11	1,380	37.3
6.	Copp (17.9), Kovach (9.8), Leary (8.3), Bunting (6.4), Earle (5.8)	1975-76	1,335	46.0
7.	Faux (17.0), Holcomb (16.9), Smith (3.3), Kovacic (2.3), Epps (2.2)	2001-02	1,261	38.2
8.	Schneider (15.1), Jacobsen (11.6), Lavender (11.5), Egerer (7.7), Borchert (6.0)	1970-71	1,249	48.0
9.	McMullen (14.6), Bell (12.2), Johnson (9.4), Williams (8.7)	1988-89	1,212	41.8
10.	Bland (16.4), Mackell (14.4), Moore (8.3)	2002-03	1,175	39.2

Individual Season Records




SIX CONSECUTIVE NCAA TOURNAMENT APPEARANCES ► NINE-TIME MW CHAMPIONS




Michael Cage



Anthony Watson




Bob Brady



Al Skalecky



Chris McMurray



Tony Gwynn

San Diego State's all-time season records are listed below. The number beneath Rk. indicates the ranking on the all-time records list since SDSU started playing basketball in 1921 or since the statistic was created unless otherwise noted. Beneath the DI column is the ranking since San Diego State started competing at the Division I level in 1970-71. A complete key can be found on page 122.

Points

Rk	DI	Name	Pts.	Yr.
1.	1.	Michael Cage (Sr.)	686	84
2.	2.	•Brandon Heath (Sr.)	637	07
3.	3.	•Xavier Thames (Sr.)	633	14
4.	4.	Anthony Watson (Sr.)	630	86
5.	5.	•Brandon Heath (Jr.)	607	06
6.	-	Bob Brady (Jr.)	585	53
7.	6.	•Jamaal Franklin (Jr.)	560	13
8.	7.	•Randy Holcomb (Sr.)	558	02
9.	8.	•Jamaal Franklin (So.)	557	12
10.	8.	•Kawhi Leonard (So.)	557	11
10.	10.	Michael Cage (Jr.)	547	83
11.	-	Anthony Watson (Jr.)	544	85
12.	-	•Chase Tapley (Jr.)	537	12
13.	-	•Brandon Heath (So.)	532	05
13.	-	Kim Goetz (Sr.)	532	79
-	-	Tony Pinkins (Sr.)	529	57
-	-	Bernie Finlay (Sr.)	522	60
-	-	Tony Pinkins (Jr.)	522	56
15.	-	Shawn Jamison (Jr.)	520	90
15.	-	Steve Copp (Sr.)	520	76
17.	-	•Tony Bland (Jr.)	519	02
18.	-	•Mohamed Abukar (Sr.)	505	07
19.	-	•Kyle Spain (Sr.)	504	09
20.	-	•Marcus Slaughter (Jr.)	494	06
20.	-	•Al Faux (Sr.)	494	02
20.	-	Marty Dow (Sr.)	494	91
23.	-	Tony Bland (Sr.)	493	03
24.	-	•Lorenzo Wade (Jr.)	487	08
25.	-	•Aerick Sanders (Sr.)	482	04

Scoring Average

Rk	DI	Name (Class)	PPG	Yr.
1.	1.	Michael Cage (Sr.)	24.5	84
2.	2.	Anthony Watson (Sr.)	22.5	86
3.	-	Bob Brady (Jr.)	20.9	53
4.	3.	Kim Goetz (Sr.)	20.5	79
5.	-	Bernie Finlay (Sr.)	20.1	60
6.	-	Tony Pinkins (Sr.)	19.6	57
7.	4.	Michael Cage (Jr.)	19.5	83
8.	5.	•Brandon Heath (Sr.)	19.3	07
9.	-	Bob Brady (Sr.)	18.7	54
10.	6.	•Brandon Heath (Jr.)	18.4	06
10.	-	Von Jacobsen (So.)	18.4	69
7.	-	•Brandon Heath (So.)	18.34	05
8.	-	Carlus Groves (Sr.)	18.27	94
-	-	Tony Pinkins (Jr.)	18.0	56
9.	-	Steve Copp (Sr.)	17.9	76
10.	-	•Marcus Slaughter (So.)	17.8	05
11.	-	Will Connelly (So.)	17.7	75
12.	-	Jason Richey (Jr.)	17.6	97

13.	-	•Xavier Thames (Sr.)	17.58	14
14.	-	Anthony Watson (Jr.)	17.5	85
15.	-	Steve Malovic (Sr.)	17.44	79
16.	-	•Jamaal Franklin (So.)	17.41	12
17.	-	Jason Richey (Sr.)	17.36	98
18.	-	Zach Jones (Jr.)	17.1	81
19.	-	•Al Faux (Sr.)	17.0	02
19.	-	Marty Dow (Sr.)	17.0	91
21.	-	•Jamaal Franklin (Jr.)	16.97	13
22.	-	•Randy Holcomb (Sr.)	16.91	02
23.	-	Kim Goetz (Jr.)	16.89	78
24.	-	Shawn Jamison (Jr.)	16.8	90
25.	-	Will Connelly (Jr.)	16.6	76

Rebounds

Rk	DI	Name (Class)	Rebs.	Yr.
1.	-	Al Skalecky (Jr.)	394	67
2.	1.	•Kawhi Leonard (So.)	380	11
3.	-	Al Skalecky (So.)	356	66
4.	2.	Michael Cage (Fr.)	355	81
5.	3.	Michael Cage (Jr.)	354	83
6.	4.	Michael Cage (Sr.)	352	84
7.	5.	Chris McMurray (Jr.)	350	72
8.	-	Tony Pinkins (Jr.)	346	56
9.	6.	•Josh Davis (Sr.)	342	14
10.	-	Al Skalecky (Sr.)	340	68
7.	-	•Kawhi Leonard (Fr.)	336	10
8.	-	•Marcus Slaughter (Jr.)	329	06
9.	-	•Jamaal Franklin (Jr.)	312	13
10.	-	•Malcolm Thomas (Sr.)	301	11
11.	-	•Randy Holcomb (Sr.)	296	02
12.	-	•Aerick Sanders (Sr.)	295	04
-	-	Eric Martensen (Jr.)	278	69
-	-	Larry Meek (So.)	277	63
13.	-	Marty Dow (Sr.)	274	91
14.	-	Steve Malovic (Sr.)	265	79
15.	-	•Malcolm Thomas (Jr.)	260	10
16.	-	Will Connelly (Jr.)	258	76
17.	-	Joel Kramer (Jr.)	257	77
18.	-	Michael Cage (So.)	256	82
19.	-	Joel Kramer (Sr.)	255	78
20.	-	•Jamaal Franklin (So.)	252	12
21.	-	Leonard Allen (Sr.)	252	85
22.	-	Steve Copp (Sr.)	248	76
22.	-	Will Connelly (So.)	248	75
24.	-	Steve Copp (Jr.)	247	75
25.	-	•Marcus Slaughter (So.)	242	05

Rebound Average

Rk	DI	Name (Class)	RPG	Yr.
1.	-	Al Skalecky (So.)	13.7	66
2.	-	Al Skalecky (Jr.)	13.6	67

3.	1.	Michael Cage (Fr.)	13.1	81
4.	2.	Michael Cage (Jr.)	12.64	83
5.	-	Al Skalecky (Sr.)	12.59	68
6.	3.	Michael Cage (Sr.)	12.57	84
7.	4.	Chris McMurray (Jr.)	12.50	72
8.	-	Tony Pinkins (Jr.)	11.9	56
9.	5.	•Marcus Slaughter (Jr.)	11.0	06
10.	-	Larry Meek (Sr.)	10.68	65
-	-	Larry Meek (So.)	10.654	63
6.	-	•Kawhi Leonard (So.)	10.56	11
7.	-	Chris McMurray (Sr.)	10.1	73
8.	-	•Josh Davis (Sr.)	10.06	14
9.	-	•Kawhi Leonard (Fr.)	9.9	10
10.	-	•Aerick Sanders (Sr.)	9.83	04
11.	-	Steve Malovic (Sr.)	9.81	79
12.	-	•Jamaal Franklin (Jr.)	9.45	13
13.	-	Marty Dow (Sr.)	9.4	91
14.	-	Will Connelly (So.)	9.19	75
15.	-	Joel Kramer (Jr.)	9.18	77
16.	-	Steve Copp (Jr.)	9.15	75
17.	-	Joel Kramer (Sr.)	9.11	78
18.	-	•Randy Holcomb (Sr.)	8.97	02
19.	-	•Marcus Slaughter (So.)	8.96	05
20.	-	Will Connelly (Jr.)	8.90	76
21.	-	Eddy Gordon (Fr.)	8.85	80
22.	-	Michael Cage (So.)	8.83	82
23.	-	Gary Schneider (Sr.)	8.80	71
24.	-	Larry Jones (Jr.)	8.7	72
25.	-	Steve Copp (Sr.)	8.6	76

Assists

Rk	DI	Name (Class)	Asts.	Yr.
1.	-	Tony Gwynn (Jr.)	221	80
2.	-	Keith Smith (Jr.)	212	82
3.	-	Dean Decker (Sr.)	176	78
4.	-	•Wesley Stokes (Jr.)	175	04
5.	-	Creon Dorsey (Jr.)	171	85
6.	-	Tony Gwynn (Sr.)	164	81
7.	-	Ray Leary (Sr.)	163	76
8.	-	Tony Gwynn (So.)	153	79
9.	-	•Richie Williams (So.)	151	07
10.	-	Raymond King (Fr.)	150	96
11.	-	Bryan Williams (Jr.)	148	88
12.	-	Arthur Massey (Sr.)	139	91
13.	-	Keith Smith (Sr.)	137	83
14.	-	Jeff Konek (Jr.)	132	84
15.	-	Dean Decker (Jr.)	131	77
-	-	•Xavier Thames (So.)	128	12
17.	-	•Richie Williams (Fr.)	127	06
18.	-	•Richie Williams (Sr.)	126	09
19.	-	Michael Best (Sr.)	125	90

20.	-	•Deandre Moore (So.)	124	03
21.	-	•Deandre Moore (Sr.)	122	01
21.	-	Chad Nelson (Jr.)	122	96
23.	-	Mike Dodd (Sr.)	121	79
24.	-	•Brandon Heath (Sr.)	120	07
24.	-	Mark Delsman (Fr.)	120	74

Assist Average

in existence since 1972-73 season

Rk	Name (Class)	APG	Yr.
1.	Tony Gwynn (Jr.)	8.2	80
2.	Keith Smith (Jr.)	7.3	82
3.	Tony Gwynn (Sr.)	6.31	81
4.	Dean Decker (Sr.)	6.28	78
5.	•Wesley Stokes (Jr.)	5.8	04
6.	Bryan Williams (Jr.)	5.8	88
7.	Keith Smith (Sr.)	5.71	83
8.	Tony Gwynn (So.)	5.67	79
9.	Ray Leary (Sr.)	5.6	76
10.	Creon Dorsey (Jr.)	5.5	85

Field Goals

Rk	DI	Name (Class)	FG	Yr.
1.	1.	Michael Cage (Sr.)	250	84
2.	2.	Anthony Watson (Sr.)	246	86
3.	3.	Kim Goetz (Sr.)	229	79
4.	4.	•Brandon Heath (Sr.)	225	07
5.	5.	Anthony Watson (Jr.)	222	85
6.	6.	•Randy Holcomb (Sr.)	220	02
7.	7.	•Kawhi Leonard (So.)	211	11
8.	8.	Marty Dow (Sr.)	207	91
8.	8.	Steve Copp (Sr.)	207	76
10.	10.	Kim Goetz (Jr.)	206	78
11.	-	•Brandon Heath (Jr.)	204	06
12.	-	Shawn Jamison (Jr.)	203	90
13.	-	•Chase Tapley (Jr.)	200	12
13.	-	•Aerick Sanders (Sr.)	200	04
15.	-	Will Connelly (So.)	196	75
16.	-	Steve Malovic (Sr.)	192	79
17.	-	Michael Cage (Jr.)	191	83
18.	-	•Xavier Thames (Sr.)	188	14
19.	-	Will Connelly (Jr.)	187	76
20.	-	•Mohamed Abukar (Sr.)	185	07
20.	-	•Tony Bland (Jr.)	185	02
22.	-	Zach Jones (Jr.)	183	81
23.	-	•Tony Bland (Sr.)	180	03
24.	-	Jimmy Harris (Sr.)	179	72
25.	-	Chris McMurray (Jr.)	177	72

Field Goal Attempts

DI	Name (Class)	FGA	Yr.
1.	•Brandon Heath (Sr.)	534	07

INDIVIDUAL SEASON RECORDS ◀ RECORDS

AZTEC BASKETBALL MEDIA GUIDE


Individual Season Records




SIX CONSECUTIVE NCAA TOURNAMENT APPEARANCES ▶ NINE-TIME MW CHAMPIONS



Danny Newport




Leon Carter



Jason Hamilton



Tony Ross



Kim Goetz



Jason Richey

2.	Anthony Watson (Sr.)	520	86
3.	•Brandon Heath (Jr.)	481	06
4.	•Kawhi Leonard (So.)	475	11
4.	Anthony Watson (Jr.)	475	85
6.	•Xavier Thames (Sr.)	457	14
7.	Kim Goetz (Sr.)	451	79
8.	Michael Cage (Sr.)	445	84
9.	•Chase Tapley (Jr.)	440	12
10.	•Brandon Heath (So.)	432	05
11.	Chris McMurray (Jr.)	428	72
12.	•Randy Holcomb (Sr.)	426	02
13.	Steve Copp (Sr.)	417	76
14.	•Tony Bland (Jr.)	416	02
15.	Jimmy Harris (Sr.)	413	72
16.	Will Connelly (So.)	410	75
17.	•Jamaal Franklin (Jr.)	409	13
18.	Kim Goetz (Jr.)	401	78
19.	•Jamaal Franklin (So.)	400	12
20.	Will Connelly (Jr.)	397	76
21.	•Mohamed Abukar (Sr.)	392	07
22.	•Tony Bland (Sr.)	392	03
23.	Zach Jones (Jr.)	387	81
23.	•Lorenzo Wade (Jr.)	387	08
25.	•Randy Holcomb (Jr.)	386	01

Field Goal Percentage

min. 5 FGA per game

Rk	DI	Name (Class)	Pct.	Yr.
1.	-	Danny Newport (Fr.)	79.9	54
2.	1.	•Billy White (So.)	66.3	09
3.	2.	•Billy White (Fr.)	61.5	08
4.	3.	Leon Carter (Sr.)	60.5	96
5.	4.	Leonard Allen (Sr.)	60.1	85
6.	5.	Kevin Betts (Sr.)	59.8	98
7.	6.	•Jerome Habel (Jr.)	59.6	07
8.	7.	•Billy White (Jr.)	58.3	10
9.	8.	Mitch McMullen (Sr.)	58.0	89
10.	9.	Joe McNaull (So.)	57.9	92
10.	9.	Von Jacobsen (Sr.)	57.3	71
11.	Marty Dow (Sr.)	57.2	91	
12.	Michael Cage (Jr.)	57.0	83	
13.	Kevin Betts (Jr.)	56.9	97	
14.	Shawn Jamison (Jr.)	56.23	90	
15.	Leonard Allen (So.)	56.20	83	
16.	•Billy White (Sr.)	56.18	11	
16.	Michael Cage (Sr.)	56.18	84	
18.	Steve Malovic (Jr.)	56.0	78	
19.	Michael Kennedy (Sr.)	55.93	85	
20.	Leonard Allen (Jr.)	55.88	84	
21.	Roy Kruijswyk (Sr.)	55.84	98	
22.	Michael Cage (Fr.)	55.83	81	
23.	•Aerick Sanders (Sr.)	55.4	04	
24.	•Myron Epps (Jr.)	54.88	01	
25.	Steve Malovic (Sr.)	54.86	79	

Three-Point Field Goals

in existence since 1986-87 season

Rk	Name (Class)	3FGs	Yr.
1.	Tony Ross (Fr.)	104	87
2.	Tony Ross (So.)	100	88
3.	•Brandon Heath (Jr.)	98	06
4.	•Brandon Heath (Sr.)	87	07
5.	•John Sharper (Sr.)	79	06
6.	•Chase Tapley (Jr.)	77	12
7.	•D.J. Gay (Sr.)	73	11
8.	Jason Richey (Sr.)	72	98
9.	•Chase Tapley (Sr.)	70	13
10.	•Kyle Spain (Sr.)	67	09
11.	•Al Faux (Sr.)	66	02
11.	Tony Ross (Jr.)	66	89
13.	Jason Richey (Jr.)	64	97
14.	•Xavier Thames (Sr.)	61	14
15.	•D.J. Gay (Jr.)	61	10
16.	Michael Best (Sr.)	56	90
17.	Josko Visnjic (Jr.)	55	98
18.	•Aqeel Quinn (Sr.)	54	15
19.	•James Rahon (So.)	53	11
20.	•Jamaal Franklin (So.)	51	12
20.	Michael Best (Jr.)	51	89
22.	Derric Croft (Jr.)	49	94
23.	•Brandon Heath (So.)	48	05
23.	•Brandon Heath (Fr.)	48	04
25.	•Steve Sir (Fr.)	46	03

Three-Pt. Field Goal Atts.

in existence since 1986-87 season

Rk	Name (Class)	3FGAYr.	
1.	•Brandon Heath (Sr.)	247	07
2.	•Brandon Heath (Jr.)	240	06
3.	Tony Ross (Fr.)	223	87
4.	Tony Ross (So.)	213	88
5.	•D.J. Gay (Sr.)	204	11
6.	Jason Richey (Sr.)	202	98
7.	•John Sharper (Sr.)	188	06
8.	•Chase Tapley (Sr.)	186	13
9.	Josko Visnjic (Jr.)	179	98
9.	Jason Richey (Jr.)	179	97
11.	•Chase Tapley (Jr.)	178	12
12.	Michael Best (Sr.)	173	90
13.	•Kyle Spain (Sr.)	171	09
14.	•Xavier Thames (Sr.)	164	14
15.	•Al Faux (Sr.)	161	02
16.	•D.J. Gay (Jr.)	160	10
16.	•Brandon Heath (Fr.)	160	04
17.	•Jamaal Franklin (So.)	157	12
19.	Tony Ross (Jr.)	153	89
20.	Derric Croft (Jr.)	152	94
21.	•Brandon Heath (So.)	151	05
22.	•Jamaal Franklin (Jr.)	150	13
23.	•Aqeel Quinn (Sr.)	148	15
24.	•Wesley Stokes (Jr.)	138	04

25.	Arthur Massey (Sr.)	135	91
26.	Matt Watts (Jr.)	134	98

Three-Point Field Goal Pct.

min 20 3FGs; in existence since 1986-87 season

Rk	Name (Class)	Pct.	Yr.
1.	Jason Hamilton (Fr.)	50.0	93
2.	Tony Ross (So.)	46.9	88
3.	Chad Nelson (Fr.)	46.7	94
4.	Tony Ross (Fr.)	46.6	87
5.	•Richie Williams (So.)	45.8	07
6.	•James Rahon (So.)	43.4	11
7.	•Chase Tapley (Jr.)	43.3	12
8.	Tony Ross (Jr.)	43.1	89
9.	Michael Best (Jr.)	42.9	89
10.	•Al Faux (Jr.)	42.1	01
11.	•John Sharper (Sr.)	42.0	06
12.	•Al Faux (Sr.)	41.0	02
13.	Brady Trenkle (So.)	40.84	97
14.	•Brandon Heath (Jr.)	40.83	06
15.	•Malik Pope (Fr.)	40.81	15
16.	•Steve Sir (Fr.)	40.4	03
17.	•John Sharper (So.)	40.0	04
18.	•Kyle Spain (Sr.)	39.2	09
19.	•Deandre Moore (Jr.)	39.0	02
20.	•Kyle Spain (Jr.)	38.6	08
21.	•D.J. Gay (Jr.)	38.1	10
22.	•Chase Tapley (So.)	38.0	11
23.	•Xavier Thames (Sr.)	37.20	14
24.	•Chase Tapley (Sr.)	37.6	13
25.	•Chase Tapley (Fr.)	37.6	10

Free Throws

Rk	DI	Name (Class)	FT	Yr.
1.	-	Bob Brady (Jr.)	213	53
2.	1.	•Xavier Thames (Sr.)	196	14
3.	2.	•Marcus Slaughter (Jr.)	192	06
4.	3.	Michael Cage (Sr.)	186	84
4.	-	Bernie Finlay (Sr.)	186	60
6.	4.	Jamaal Franklin (Jr.)	180	13
7.	-	Tony Pinkins (So.)	170	55
8.	5.	Michael Cage (Jr.)	165	83
8.	-	Tony Pinkins (Sr.)	165	57
10.	6.	•Jamaal Franklin (So.)	160	12
-	-	Tony Pinkins (Jr.)	150	56
-	-	Bob Brady (Sr.)	145	54
7.	Chad Nelson (Sr.)	142	97	
8.	•Marcus Slaughter (So.)	141	05	
9.	Anthony Watson (Sr.)	138	86	
10.	•Kyle Spain (Sr.)	137	09	
10.	Leonard Allen (Sr.)	137	85	
12.	•Brandon Heath (So.)	132	05	
13.	John Martens (Sr.)	130	86	
14.	Jason Richey (Jr.)	122	97	
14.	Chad Nelson (So.)	122	95	
16.	•Tony Bland (Jr.)	120	02	
17.	•Lorenzo Wade (Jr.)	116	08	

17.	•Mohamed Abukar (Sr.)	116	07
19.	Shawn Jamison (Jr.)	114	90
20.	•Tony Bland (Sr.)	113	03
21.	•Kawhi Leonard (So.)	110	11
22.	•Mike Mackell (Sr.)	108	03
23.	Courtie Miller (Jr.)	107	93
23.	Will Connelly (Jr.)	107	76
25.	•Winston Sheppard (Jr.)	106	15
25.	•Randy Holcomb (Sr.)	106	02
25.	Steve Copp (Sr.)	106	76

Free Throw Attempts

DI	Name (Class)	FTA	Yr.
1.	•Marcus Slaughter (Jr.)	252	06
2.	Michael Cage (Sr.)	251	84
3.	•Xavier Thames (Sr.)	235	14
4.	Shawn Jamison (Jr.)	232	90
5.	•Jamaal Franklin (Jr.)	229	13
6.	Michael Cage (Jr.)	221	83
7.	Leonard Allen (Sr.)	204	85
8.	•Winston Sheppard (So.)	202	14
8.	•Marcus Slaughter (So.)	202	05
10.	•Jamaal Franklin (So.)	200	12
11.	John Martens (Sr.)	183	86
12.	Anthony Watson (Sr.)	182	86
13.	Mitch McMullen (Jr.)	181	88
14.	Mitch McMullen (Sr.)	175	89
15.	•Lorenzo Wade (Jr.)	173	08
16.	•Myron Epps (So.)	172	00
17.	•Tony Bland (Sr.)	171	03
18.	•Tony Bland (Jr.)	169	04
19.	•Malcolm Thomas (Jr.)	167	10
19.	•Randy Holcomb (Sr.)	167	02
21.	Chad Nelson (Sr.)	166	97
22.	•Kyle Spain (Sr.)	164	09
22.	•Mike Mackell (Sr.)	164	03
24.	•Malcolm Thomas (Sr.)	162	11
25.	•Brandon Heath (So.)	161	05

Free Throw Percentage


min. 3 FTA per game

Rk	DI	Name (Class)	Pct.	Yr.
1.	1.	Kim Goetz (Sr.)	90.2	79
2.	2.	Jason Richey (Sr.)	85.7	98
3.	3.	Chad Nelson (Sr.)	85.5	97
4.	4.	Gary Schneider (Sr.)	85.2	71
5.	5.	•Brandon Heath (Jr.)	84.9	06
6.	6.	Steve Malovic (Sr.)	83.7	79
7.	7.	•Kyle Spain (Sr.)	83.5	09
8.	8.	•Xavier Thames (Sr.)	83.4	14
9.	-	Mike Spilger (Sr.)	83.3	70
9.	-	Bob Brady (Sr.)	83.3	54
9.	9.	•Mohamed Abukar (Sr.)	82.9	07
10.	•Xavier Thames (So.)	82.8	12	
-	-	Bernie Finlay (So.)	82.6	59
11.	•Brandon Heath (So.)	82.0	05	
12.	Courtie Miller (Jr.)	81.7	93	

Individual Season Records



SIX CONSECUTIVE NCAA TOURNAMENT APPEARANCES ► NINE-TIME MW CHAMPIONS



Leonard Allen




Tony Bland



Aerick Sanders



Randy Holcomb



Steve Copp



Steve Malovic

13.	Mark Delsman (Sr.)	81.3	77
14.	Courtie Miller (Sr.)	81.1	94
14.	Steve Malovic (Jr.)	81.1	78
16.	•Jamaal Franklin (So.)	80.0	12
16.	•Kyle Spain (Jr.)	80.0	08
18.	Chad Nelson (Jr.)	79.8	96
19.	Tony Gwynn (Jr.)	79.0	80
20.	•Jamaal Franklin (Jr.)	78.6	13
21.	Jimmy Wilkins (Jr.)	78.5	71
22.	Chris McMurray (Jr.)	78.4	72
23.	Anthony Watson (Jr.)	78.1	85
23.	Pete Geoff (Sr.)	78.1	73
25.	Joel Kramer (Sr.)	77.9	78

Blocks

in existence since 1978-79 season

Rk	Name (Class)	Blks.	Yr.
1.	•Skylar Spencer (Jr.)	91	15
2.	•Skylar Spencer (So.)	89	14
3.	Leonard Allen (Sr.)	82	85
4.	•Malcolm Thomas (Sr.)	75	11
5.	•Malcolm Thomas (Jr.)	52	10
6.	•Skylar Spencer (Fr.)	51	13
7.	Michael Cage (Sr.)	47	84
8.	Marty Dow (Sr.)	46	91
9.	Leonard Allen (Jr.)	46	84
10.	Leonard Allen (Fr.)	45	82

Steals

in existence since 1978-79 season

Rk	Name (Class)	Stls.	Yr.
1.	•Richie Williams (Sr.)	77	09
2.	Anthony Watson (Jr.)	74	85
3.	•Richie Williams (So.)	69	07
4.	Matt Watts (Sr.)	65	99
4.	Michael Best (Sr.)	65	90
6.	•Brandon Heath (Sr.)	64	07
7.	•Brandon Heath (So.)	63	05
7.	Raymond King (Fr.)	63	96
7.	Creon Dorsey (Jr.)	63	85
10.	•Lorenzo Wade (So.)	62	07

Minutes Played

since 1978-79 season

Rk	Name (Class)	Min.	Yr.
1.	•D.J. Gay (Sr.)	1,302	11
2.	•Brandon Heath (Sr.)	1,217	07
3.	•D.J. Gay (Jr.)	1,175	10
4.	•Kawhi Leonard (So.)	1,172	11
5.	•Brandon Heath (Jr.)	1,164	06
6.	•Chase Tapley (Jr.)	1,157	12
7.	•Tony Bland (Jr.)	1,140	02
8.	•JJ O'Brien (Sr.)	1,183	15
9.	•Malcolm Thomas (Sr.)	1,126	11
9.	•Xavier Thames (Sr.)	1,126	14
11.	•Richie Williams (So.)	1,123	07
12.	•Jamaal Franklin (Jr.)	1,091	13

13.	•Richie Williams (Sr.)	1,090	09
14.	Michael Cage (Sr.)	1,085	84
15.	Shawn Jamison (Jr.)	1,082	90
16.	Michael Cage (So.)	1,076	82
17.	Michael Cage (Jr.)	1,070	83
18.	•Randy Holcomb (Sr.)	1,067	02
19.	•Kawhi Leonard (Fr.)	1,064	10
20.	•Malcolm Thomas (Jr.)	1,063	10
21.	•Mohamed Abukar (Sr.)	1,061	07
22.	•Lorenzo Wade (Jr.)	1,059	08
23.	•Xavier Thames (So.)	1,048	12
24.	Chad Nelson (So.)	1,044	95
25.	•Tony Bland (Sr.)	1,042	03
26.	•Lorenzo Wade (So.)	1,037	07

Efficiency Points

since 1978-79 season

Rk	Name (Class)	Pts.	Yr.
1.	Michael Cage (Sr.)	820	84
2.	•Kawhi Leonard (So.)	725	11
3.	Michael Cage (Jr.)	717	83
4.	•Jamaal Franklin (Jr.)	659	13
5.	•Marcus Slaughter (Jr.)	643	06
6.	•Aerick Sanders (Sr.)	634	04
7.	•Malcolm Thomas (Sr.)	628	11
8.	Steve Malovic (Sr.)	620	79
9.	•Kawhi Leonard (Fr.)	597	10
10.	Marty Dow (Sr.)	589	91
11.	•Randy Holcomb (Sr.)	584	02
12.	Leonard Allen (Sr.)	584	85
13.	•Xavier Thames (Sr.)	558	14
14.	•Jamaal Franklin (So.)	545	12
15.	Michael Cage (Fr.)	537	81
16.	Anthony Watson (Sr.)	527	86
17.	•Malcolm Thomas (Jr.)	525	10
18.	•Chase Tapley (Jr.)	517	12
19.	Leon Carter (Sr.)	504	96
20.	•Brandon Heath (Sr.)	503	07
20.	Rodney Hawkins (Sr.)	503	98
22.	•Marcus Slaughter (So.)	492	05
23.	•Kyle Spain (Sr.)	477	09
24.	•Mohamed Abukar (Sr.)	475	07
25.	Kim Goetz (Sr.)	474	79

Efficiency Average

since 1978-79 season

Rk	Name (Class)	EPG	Yr.
1.	Michael Cage (Sr.)	29.29	84
2.	Michael Cage (Jr.)	25.61	83
3.	Steve Malovic (Sr.)	22.96	79
4.	•Marcus Slaughter (Jr.)	21.43	06
5.	•Aerick Sanders (Sr.)	21.13	04
6.	Marty Dow (Sr.)	20.31	91
7.	•Kawhi Leonard (So.)	20.14	11
8.	•Jamaal Franklin (Jr.)	19.97	13
9.	Michael Cage (Fr.)	19.89	81
10.	Leonard Allen (Sr.)	18.84	85

11.	Anthony Watson (Sr.)	18.82	86
12.	Kim Goetz (Sr.)	18.23	79
13.	•Marcus Slaughter (So.)	18.22	05
14.	•Randy Holcomb (Sr.)	17.70	02
15.	•Kawhi Leonard (Fr.)	17.55	10
16.	Leon Carter (Sr.)	17.38	96
17.	Rodney Hawkins (Sr.)	17.34	88
18.	•Jamaal Franklin (So.)	17.03	12
19.	•Malcolm Thomas (Sr.)	16.97	11
20.	Eddy Gordon (Fr.)	16.78	80
21.	Joe McNaull (So.)	15.93	92
22.	Michael Cage (So.)	15.86	82
23.	Carlus Groves (Sr.)	15.68	94
24.	Mitch McMullen (Sr.)	15.52	89
25.	•Xavier Thames (Sr.)	15.50	14

Pts.-Rebs.-Assists (PRA)

since 1972-73 season

Rk	Name (Class)	PRA	Yr.
1.	Michael Cage (Sr.)	1,050	84
2.	•Kawhi Leonard (So.)	1,028	11
3.	•Jamaal Franklin (Jr.)	981	13
4.	Michael Cage (Jr.)	932	83
5.	•Randy Holcomb (Sr.)	911	02
6.	•Brandon Heath (Sr.)	884	07
7.	•Marcus Slaughter (Jr.)	879	06
8.	Anthony Watson (Sr.)	868	86
9.	•Jamaal Franklin (So.)	856	12
10.	•Xavier Thames (Sr.)	853	14
11.	•Kawhi Leonard (Fr.)	834	10
12.	•Brandon Heath (Jr.)	832	06
12.	Steve Copp (Sr.)	832	76
14.	•Aerick Sanders (Sr.)	808	04
15.	•Malcolm Thomas (Sr.)	807	11
16.	Steve Malovic (Sr.)	793	79
17.	Marty Dow (Sr.)	786	91
18.	Will Connelly (Jr.)	771	76
19.	•Tony Bland (Jr.)	762	02
20.	•Chase Tapley (Jr.)	760	12
21.	Shawn Jamison (Jr.)	759	90
22.	•Marcus Slaughter (So.)	757	05
23.	•Lorenzo Wade (Jr.)	756	08
24.	Anthony Watson (Jr.)	751	85
25.	•Kyle Spain (Sr.)	745	09

PRA Average

since 1972-73 season

Rk	Name (Class)	PRA/GYr.	
1.	Michael Cage (Sr.)	37.50	84
2.	Michael Cage (Jr.)	33.29	83
3.	Anthony Watson (Sr.)	31.00	86
4.	•Jamaal Franklin (Jr.)	29.73	13
5.	Steve Malovic (Sr.)	29.37	79
6.	•Marcus Slaughter (Jr.)	29.30	06
7.	Steve Copp (Sr.)	28.69	76
8.	Chris McMurray (Jr.)	28.64	72
9.	•Kawhi Leonard (So.)	28.56	11

10.	•Marcus Slaughter (So.)	28.04	05
11.	•Randy Holcomb (Sr.)	27.61	02
12.	Will Connelly (So.)	27.52	75
13.	Marty Dow (Sr.)	27.10	91
14.	•Aerick Sanders (Sr.)	26.93	04
15.	•Brandon Heath (Sr.)	26.78	07
16.	Kim Goetz (Sr.)	26.77	79
17.	•Jamaal Franklin (So.)	26.75	12
18.	Will Connelly (Jr.)	26.59	76
19.	Carlus Groves (Sr.)	25.95	94
20.	•Brandon Heath (So.)	25.52	05
21.	Jason Richey (Jr.)	25.48	97
22.	•Brandon Heath (Jr.)	25.21	06
23.	Steve Copp (Jr.)	25.11	75
24.	Steffond Johnson (Sr.)	24.76	86
25.	Joel Kramer (Sr.)	24.68	78

Victories

DI	Name (Class)	Wins	Yr.
1.	•Brian Carlwell (Sr.)	34	11
1.	•D.J. Gay (Sr.)	34	11
1.	•James Rahon (So.)	34	11
1.	•Malcolm Thomas (Sr.)	34	11
5.	•Kawhi Leonard (So.)	33	11
5.	Billy White (Sr.)	33	11
7.	•Matt Shrigley (Fr.)	31	14
7.	•Skylar Spencer (So.)	31	14
7.	•Xavier Thames (Sr.)	31	14
7.	•Chase Tapley (So.)	31	11
11.	•Josh Davis (Sr.)	30	14
11.	•J O'Brien (Sr.)	30	14
11.	•Winston Shepard (So.)	30	14
14.	•Dwayne Polee II (Jr.)	29	14
14.	•Aquel Quinn (Jr.)	29	14
16.	•Tim Shelton (Jr.)	28	11
17.	•JJ O'Brien (Sr.)	27	15
17.	•Winston Shepard (Jr.)	27	15
17.	•Skylar Spencer (Jr.)	27	15
20.	•Trey Kell (Fr.)	26	15
20.	•Dakarai Allen (Fr.)	26	14
20.	•Garrett Green (Sr.)	26	12
20.	•DeShawn Stephens (Jr.)	26	12
20.	•Chase Tapley (Jr.)	26	12
20.	•D.J. Gay (So.)	26	09
20.	•Kyle Spain (Sr.)	26	09
20.	•Matt Thomas (Sr.)	26	09
20.	•Richie Williams (Sr.)	26	09

Key

• - Occurred during the Steve Fisher era.
For the purposes of this book, anytime a season is listed as one year, the back half of the season is designated. (e.g. 1989-90 is 90).
Efficiency Rating - ((PTS + REB + AST + STL + BLK) - ((FGA - FGM) + (FTA - FTM) + TO)) / G.

AZTEC BASKETBALL MEDIA GUIDE

INDIVIDUAL SEASON RECORDS ◀ RECORDS

Individual Career Records



SIX CONSECUTIVE NCAA TOURNAMENT APPEARANCES ► NINE-TIME MW CHAMPIONS

San Diego State's all-time career records are listed below. The number beneath Rk. indicates the ranking on the all-time records list since SDSU started playing basketball in 1921 or since the statistic was created unless otherwise noted. Beneath the DI column is the ranking since San Diego State started competing at the Division I level in 1970-71. A complete key can be found on page 125.

Points

Rk	DI	Name	Years	GP	Points
1.	2.	•Brandon Heath	04-05-06-07	125	2,189
2.	2.	Michael Cage	81-82-83-84	112	1,846
3.	3.	Anthony Watson	83-84-85-86	110	1,735
4.	4.	•Chase Tapley	10-11-12-13	134	1,526
5.	-	Tony Pinkins	55-56-57	82	1,475
6.	-	Bob Brady	52-53-54	74	1,389
7.	5.	Steve Copp	73-74-75-76	93	1,307
8.	6.	•Billy White	08-09-10-11	134	1,294
9.	-	Al Skalecky	66-67-68	82	1,271
10.	7.	Tony Ross	87-88-89	85	1,259
11.	8.	•Xavier Thames	12-13-14	97	1,232
12.	9.	Kyle Spain	06-07-08-09	115	1,230
13.	10.	Chad Nelson	94-95-96-97	112	1,225
14.	11.	•Marcus Slaughter	04-05-06	87	1,211
15.	12.	•Lorenzo Wade	07-08-09	92	1,200
16.	13.	Will Connelly	75-76-77	82	1,188
17.	-	Von Jacobsen	69-70-71	78	1,188
18.	14.	•Jamaal Franklin	11-12-13	87	1,181
19.	15.	•D.J. Gay	08-09-10-11	140	1,178
20.	-	Bernie Finlay	58-59-60	73	1,110
21.	16.	•Myron Epps	99-00-01-02	113	1,090
22.	17.	Eddie Morris	80-81-82-83	105	1,089
23.	-	Danny Newport	54-55-56	76	1,048
24.	-	Milton Phelps	39-40-41	97	1,043
25.	-	Dave Miller	66-67-68	82	1,034
26.	18.	Leonard Allen	82-83-84-85	116	1,019
27.	19.	•Tony Bland	02-03	63	1,012
28.	20.	Kim Goetz	78-79	54	1,005
29.	21.	•Randy Holcomb	01-02	61	1,002
22.	•Kawhi Leonard	10-11	70	990	
23.	•Winston Shepard	13-14-15	102	984	
24.	Joel Kramer	74-76-77-78	99	949	
25.	Mike Dodd	76-77-78-79	91	928	

Scoring Average

Rk	DI	Name	Years	GP	PPG
1.	-	Bob Brady	52-53-54	74	18.8
2.	1.	Kim Goetz	78-79	54	18.6
3.	-	Tony Pinkins	55-56-57	83	18.1
4.	2.	•Brandon Heath	04-05-06-07	125	17.51
5.	3.	Jason Richey	97-98	52	17.46
6.	4.	Michael Cage	81-82-83-84	112	16.5
7.	5.	•Randy Holcomb	01-02	61	16.4
8.	6.	•Tony Bland	02-03	63	16.1
9.	7.	Anthony Watson	83-84-85-86	110	15.8
10.	-	Al Skalecky	66-67-68	82	15.5
11.	-	Von Jacobsen	69-70-71	77	15.4
12.	8.	Chris McMurray	72-73	42	15.238
13.	9.	Steve Malovic	78-79	55	15.236
14.	-	Bernie Finlay	58-59-60	73	15.205
15.	10.	•Mohamed Abukar	06-07	54	15.167
16.	-	Dick Maureau	61-62	49	15.1
17.	11.	Marty Dow	90-91	52	14.9
18.	12.	Jimmy Harris	71-72	54	14.814
19.	13.	Tony Ross	87-88-89	85	14.812
20.	14.	Zack Jones	81-82	54	14.7
21.	15.	Will Connelly	75-76-77	82	14.5
22.	-	Bob Lundgren	67-68	45	14.3
23.	16.	•Kawhi Leonard	10-11	70	14.1
24.	17.	Steve Copp	73-74-75-76	93	14.054
25.	18.	•Marcus Slaughter	04-05-06	87	13.919
19.	•Al Faux	01-02	57	13.84	
20.	Mitch McMullen	88-89	58	13.78	
21.	Matt Watts	98-99	53	13.7	
22.	•Jamaal Franklin	11-12-13	87	13.6	
23.	•Lorenzo Wade	07-08-09	92	13.0	
24.	•Xavier Thames	12-13-14	97	12.701	
25.	Marc Carter	94-95	56	12.70	

Rebounds

Rk	DI	Name	Years	GP	Rebs.
1.	1.	Michael Cage	81-82-83-84	112	1,317
2.	-	Al Skalecky	66-67-68	82	1,090
3.	2.	•Marcus Slaughter	04-05-06	87	775
4.	-	Larry Meek	63-64-65	75	764
5.	3.	Steve Copp	73-74-75-76	93	737
6.	4.	Leonard Allen	82-83-84-85	116	724
7.	5.	•Kawhi Leonard	10-11	70	716
8.	6.	Joel Kramer	74-76-77-79	99	711
9.	7.	•Aerick Sanders	01-02-03-04	109	686
10.	-	Noel Mickelsen	54-55-56	79	642
11.	8.	Will Connelly	75-76-77	82	641
12.	9.	Eddy Gordon	80-81-82-83	107	631
13.	10.	•Billy White	08-09-10-11	134	614
14.	11.	•Jamaal Franklin	11-12-13	87	605
15.	-	Tony Pinkins	55-56-57	82	604
12.	•Kyle Spain	06-07-08-09	115	596	
13.	Joe McNaull	91-92-93	86	572	
14.	•Malcolm Thomas	10-11	71	561	
15.	•Marcelo Correa	97-98-99-00-01	112	522	
16.	•Myron Epps	99-00-01-02	113	508	
17.	•JJ O'Brien	13-14-15	105	502	
18.	Chris McMurray	72-73	42	492	
19.	Steve Malovic	78-79	55	484	
20.	•Randy Holcomb	01-02	61	481	
21.	•Winston Shepard	13-14-15	102	470	
22.	Allen Bunting	74-75-76	78	456	
23.	•Richie Williams	06-07-08-09	127	445	
24.	•Lorenzo Wade	07-08-09	92	443	
25.	•Skylar Spencer	13-14-15	106	440	

Rebound Average

Rk	DI	Name	Years	GP	RPG
1.	-	Al Skalecky	66-67-68	82	13.3
1.	Michael Cage	81-82-83-84	112	11.8	
2.	•Kawhi Leonard	10-11	70	10.2	
3.	•Marcus Slaughter	04-05-06	87	8.9	
4.	Steve Malovic	78-79	55	8.8	
5.	Marty Dow	90-91	52	8.0	
6.	Steve Copp	73-74-75-76	93	7.9247	
7.	Larry Jones	72-73	53	7.9245	
8.	•Malcolm Thomas	10-11	71	7.90	
9.	•Randy Holcomb	01-02	61	7.885	
10.	Will Connelly	75-76-77	82	7.817	
11.	Joel Kramer	74-76-77-78	99	7.2	
12.	Mitch McMullen	88-89	58	7.03	
13.	•Jamaal Franklin	11-12-13	87	6.95	
14.	Leon Carter	95-96	57	6.93	
15.	John Anderson	73-74	52	6.8	
16.	Joe McNaull	91-92-93	86	6.7	
17.	•Aerick Sanders	01-02-03-04	109	6.294	
18.	Roy Kruiwyk	97-98	55	6.290	
19.	Leonard Allen	82-83-84-85	116	6.24	
20.	Marc Carter	94-95	56	6.1	

Assists

Rk	Name	Years	GP	Assists
1.	Tony Gwynn	78-79-80-81	107	590
2.	•Richie Williams	06-07-08-09	127	479
3.	Chad Nelson	94-95-96-97	112	412
4.	•Brandon Heath	04-05-06-07	125	394
5.	Mark Delsman	74-75-76-77	109	376
6.	Anthony Watson	83-84-85-86	110	356
7.	Keith Smith	82-83	53	349
8.	•D.J. Gay	08-09-10-11	140	344
9.	•Deandre Moore	01-02-03	88	339
10.	•Xavier Thames	12-13-14	97	316
11.	Dean Decker	77-78	56	307

12.	•Chase Tapley	10-11-12-13	134	303
13.	Ray Leary	74-75-76	76	279
14.	•Lorenzo Wade	07-08-09	92	275
15.	Mike Dodd	76-77-78-79	91	271
16.	Creon Dorsey	85-86	59	263
17.	Bryan Williams	88-89	48	243
18.	Michael Best	89-90	56	238
19.	•Tony Bland	02-03	63	213
20.	Arthur Massey	90-91	59	212
21.	Jeff Konek	85	57	211
22.	•Winston Shepard	13-14-15	102	202
23.	•David Abramowitz	99-00-01	79	189
24.	Jason Richey	97-98	52	184
24.	Gary Earle	74-75-76	81	184

Assist Average

Rk	Name	Years	GP	APG
1.	Keith Smith	82-83	53	6.6
2.	Tony Gwynn	78-79-80-81	107	5.51
3.	Dean Decker	77-78	56	5.48
4.	Creon Dorsey	85-86	59	4.5
5.	Michael Best	89-90	56	4.3
6.	•Deandre Moore	01-02-03	88	3.85
7.	•Richie Williams	06-07-08-09	127	3.77
8.	Jeff Konek	85	57	3.702
9.	Chad Nelson	94-95-96-97	112	3.679
10.	Ray Leary	74-75-76	76	3.671

Field Goals

Rk	DI	Name	Years	GP	FG
1.	1.	•Brandon Heath	04-05-06-07	125	749
2.	2.	Anthony Watson	83-84-85-86	110	702
3.	3.	Michael Cage	81-82-83-84	112	679
4.	4.	•Chase Tapley	10-11-12-13	134	573
5.	5.	•Billy White	08-09-10-11	134	529
6.	6.	Steve Copp	73-74-75-76	93	507
7.	-	Tony Pinkins	55-56-57	82	495
8.	7.	Eddie Morris	80-81-82-83	105	483
9.	-	Al Skalecky	66-67-68	82	481
10.	8.	Will Connelly	75-76-77	82	477
11.	-	Bob Brady	52-53-54	74	461
12.	9.	Von Jacobsen	69-70-71	78	457
13.	10.	•Lorenzo Wade	07-08-09	92	448
14.	11.	Kim Goetz	78-79	54	435
12.	Tony Ross	87-88-89	85	413	
13.	•Myron Epps	99-00-01-02	113	407	
14.	Joel Kramer	74-76-77-78	99	406	
15.	•Marcus Slaughter	04-05-06	87	403	
16.	Leonard Allen	82-83-84-85	116	396	
17.	Mike Dodd	76-77-78-79	91	392	
18.	•Randy Holcomb	01-02	61	383	
19.	•Kyle Spain	06-07-08-09	115	382	
20.	•D.J. Gay	08-09-10-11	140	379	

Field Goal Attempts

Rk	Name	Years	GP	FGA
1.	•Brandon Heath	04-05-06-07	125	1,815
2.	Anthony Watson	83-84-85-86	110	1,576
3.	•Chase Tapley	10-11-12-13	134	1,247
4.	Michael Cage	81-82-83-84	112	1,238
5.	Steve Copp	73-74-75-76	93	1,126
6.	Eddie Morris	80-81-82-83	105	1,098
7.	•D.J. Gay	08-09-10-11	140	1,046
8.	Will Connelly	75-76-77	82	1,020
9.	•Lorenzo Wade	07-08-09	92	977
10.	•Xavier Thames	12-13-14	97	949
11.	Tony Ross	87-88-89	85	933
12.	•Kyle Spain	06-07-08-09	115	912
13.	•Billy White	08-09-10-11	134	881
14.	•Jamaal Franklin	11-12-13	87	857

Individual Career Records



SIX CONSECUTIVE NCAA TOURNAMENT APPEARANCES ► NINE-TIME MW CHAMPIONS

15.	Kim Goetz	78-79	54	852
16.	•Marcus Slaughter	04-05-06	87	844
17.	•Kawhi Leonard	10-11	70	840
18.	•Winston Shepard	13-14-15	102	814
18.	Chad Nelson	84-85-86-87	112	814
20.	•Randy Holcomb	01-02	61	812

Field Goal Percentage

minimum 500 career attempts

Rk	DI	Name	Years	FG/FGA	FG%
1.	1.	•Billy White	08-09-10-11	529/881	60.0
2.	2.	Leonard Allen	82-83-84-85	396/692	57.2
3.	3.	Mitch McMullen	88-89	296/527	56.2
4.	4.	Marty Dow	90-91	309/557	55.5
5.	5.	Steve Malovic	78-79	337/609	55.3
6.	-	Danny Newport	54-55-56	379/686	55.2
7.	6.	Michael Cage	81-82-83-84	679/1,238	54.8
8.	7.	•Aeric Sanders	01-02-03-04	334/619	53.958
9.	8.	•Malcolm Thomas	10-11	298/553	53.89
10.	9.	•Mike Mackell	02-03	291/543	53.6
11.	10.	Joe McNaull	91-92-93	333/627	53.1
12.	11.	Joel Kramer	74-76-77-78	406/779	52.1
13.	12.	Mike Dodd	76-77-78-79	392/758	51.7
13.	13.	Kim Goetz	78-79	435/852	51.1
14.	14.	Myron Epps	99-00-01-02	407/803	50.7
15.	•	Marcelo Correa	97-98-99-00-01	273/546	50.0
16.	Jimmy Wilkins	71-72	253/517	48.9	
17.	Zach Jones	81-82	323/668	48.4	
18.	•JJ O'Brien	13-14-15	361/751	48.1	
19.	•Mohamed Abukar	06-07	303/634	47.8	
20.	•Marcus Slaughter	04-05-06	403/844	47.7	

Three-Point Field Goals

in existence since 1986-87 season

Rk	Name	Years	GP	3FG
1.	•Brandon Heath	04-05-06-07	125	281
2.	Tony Ross	87-88-89	85	270
3.	•Chase Tapley	10-11-12-13	134	223
4.	•D.J. Gay	08-09-10-11	140	219
5.	•John Sharper	03-04-05-06	119	166
6.	Jason Richey	97-98	52	136
7.	•Kyle Spain	06-07-08-09	115	130
8.	•James Rahon	11-12-13	100	129
9.	Chad Nelson	94-95-96-97	112	122
10.	•Xavier Thames	12-13-14	97	114
11.	•Richie Williams	06-07-08-09	127	112
12.	Michael Best	89-90	56	107
13.	•Al Faux	01-02	57	106
14.	•Jamaal Franklin	11-12-13	87	100
15.	•David Abramowitz	99-00-01	79	98
16.	•Deandre Moore	01-02-03	88	84
17.	•Aqeel Quinn	14-15	65	82
18.	•Matt Shrigley	14-15	66	81
19.	•Kelvin Davis	08-09-10	74	79
20.	Berry Randle	93-94-95-96	113	76

Three-Point Field Goal Atts.

in existence since 1986-87 season

Rk	Name	Years	GP	3FGA
1.	•Brandon Heath	04-05-06-07	125	798
2.	•D.J. Gay	08-09-10-11	140	607
3.	Tony Ross	87-88-89	85	589
4.	•Chase Tapley	10-11-12-13	134	565
5.	•John Sharper	03-04-05-06	119	412
6.	Jason Richey	97-98	52	381
7.	•James Rahon	11-12-13	100	368
8.	Chad Nelson	94-95-96-97	112	337
9.	•Kyle Spain	06-07-08-09	115	332
10.	•Jamaal Franklin	11-12-13	87	328
11.	Xavier Thames	12-13-14	97	320
12.	•Richie Williams	06-07-08-09	127	303
13.	Michael Best	89-90	56	292
14.	•David Abramowitz	99-00-01	79	284
15.	•Kelvin Davis	08-09-10	74	259
16.	•Al Faux	01-02	57	256
17.	Berry Randle	93-94-95-96	113	253

18.	•Matt Shrigley	14-15	66	239
18.	•Deandre Moore	01-02-03	88	239
20.	Matt Watts	98-99	53	237

Three-Point Field Goal Percentage

minimum 40 career three-point field goals

Rk	Name	Years	3FG/3FGA	3FG%
1.	Tony Ross	87-88-89	270/589	45.8
2.	•Al Faux	01-02	106/256	41.4
3.	•John Sharper	03-04-05-06	166/412	40.3
4.	•Steve Sir	03-04	47/118	39.8
5.	•Chase Tapley	10-11-12-13	223/565	39.5
6.	•Kyle Spain	06-07-08-09	130/332	39.2
7.	•Richie Williams	06-07-08-09	112/303	37.0
8.	Michael Best	89-90	107/292	36.64
9.	Tony Clark	92-93	52/142	36.62
10.	Chad Nelson	94-95-96-97	122/337	36.20
11.	•D.J. Gay	08-09-10-11	219/607	36.08
12.	•Aqeel Quinn	14-15	82/228	35.96
13.	Jason Richey	97-98	136/381	35.70
14.	•Xavier Thames	12-13-14	114/320	35.63
15.	•Brandon Heath	04-05-06-07	281/798	35.21
16.	•Deandre Moore	01-02-03	84/239	35.15
17.	•James Rahon	11-12-13	129/368	35.05
18.	•Dwayne Polee II	13-14-15	62/178	34.83
19.	Darryl Gaines	86-87	40/115	34.78
20.	•Karlo Kovacic	01-02	47/136	34.56

Free Throws

Rk	DI	Name	Years	GP	FT
1.	1.	Michael Cage	81-82-83-84	112	488
2.	-	Tony Pinkins	55-56-57	82	485
3.	-	Bob Brady	52-53-54	74	467
4.	2.	Chad Nelson	94-95-96-97	112	415
5.	3.	•Brandon Heath	04-05-06-07	125	410
6.	4.	•Marcus Slaughter	04-05-06	87	388
7.	5.	•Xavier Thames	12-13-14	97	372
8.	-	Bernie Finlay	58-59-60	73	352
9.	6.	•Jamaal Franklin	11-12-13	87	349
10.	7.	•Kyle Spain	06-07-08-09	115	336
8.	Anthony Watson	83-84-85-86	110	331	
9.	Al Skaletzky	66-67-68	82	309	
9.	Courtie Miller	90-91-92-93-94	101	302	
10.	Steve Copp	73-74-75-76	93	293	
11.	•Winston Shepard	13-14-15	102	291	
-	Danny Newport	54-55-56	76	290	
12.	•Myron Epps	99-00-01-02	113	274	
13.	Tony Gwynn	78-79-80-81	107	245	
14.	•Lorenzo Wade	07-08-09	92	240	
15.	Will Connelly	75-76-77	82	234	
16.	•Tony Bland	02-03	63	233	
17.	Leonard Allen	82-83-84-85	116	227	
18.	•Billy White	08-09-10-11	134	221	
19.	Jason Richey	97-98	52	218	
20.	•Marcelo Correa	97-98-99-00-01	112	215	

Free Throws Attempted

DI	Name	Years	GP	FTA
1.	Michael Cage	81-82-83-84	112	667
2.	•Marcus Slaughter	04-05-06	87	530
3.	•Brandon Heath	04-05-06-07	125	524
4.	Chad Nelson	94-95-96-97	112	519
5.	•Myron Epps	99-00-01-02	113	466
6.	•Winston Shepard	13-14-15	102	459
7.	Jamaal Franklin	11-12-12	87	446
7.	Anthony Watson	83-84-85-86	110	446
9.	Xavier Thames	12-13-14	97	443
10.	Steve Copp	73-74-75-76	93	439
11.	•Kyle Spain	06-07-08-09	115	434
12.	Courtie Miller	90-91-92-93-94	101	398
13.	Will Connelly	75-76-77	82	376
14.	Leonard Allen	82-83-84-85	116	369
15.	Mitch McMullen	88-89	58	356
16.	•Lorenzo Wade	07-08-09	92	341
17.	•Tony Bland	02-03	63	340
18.	Tony Gwynn	78-79-80-81	107	334

19.	•Billy White	08-09-10-11	134	332
20.	•Malcolm Thomas	10-11	71	329

Free Throw Percentage

minimum 40 career free throws

Rk	DI	Name	Years	FT/FTA	FT%
1.	1.	Kim Goetz	78-79	135/158	85.4
2.	-	Mike Spigler	69-70	112/134	83.6
3.	2.	•LaBradford Franklin	11-12-13	45/54	83.33
4.	3.	•Xavier Thames	12-13-14	372/449	82.85
5.	4.	Steve Malovic	78-79	164/199	82.41
6.	5.	•Mohamed Abukar	06-07	186/226	82.30
7.	6.	Jason Richey	97-98	218/271	80.44
8.	7.	Tony Ross	87-88-89	163/203	80.30
9.	8.	Chad Nelson	94-95-96-97	415/519	79.96
10.	9.	•Jamaal Franklin	11-12-13	349/446	78.25
10.	•Brandon Heath	04-05-06-07	410/524	78.24	
11.	Mike Dodd	76-77-78-79	144/185	77.84	
-	Bernie Finlay	58-59-60	352/453	77.70	
12.	•Kyle Spain	06-07-08-09	336/434	77.42	
13.	Chris McMurray	72-73	130/169	76.9	
-	Gary Schneider	70-71	116/157	76.8	
14.	Joel Kramer	74-76-77-78	137/179	76.5	
15.	Jimmy Wilkins	71-72	149/195	76.4	
16.	•Chase Tapley	10-11-12-13	157/206	76.2	
17.	Courtie Miller	90-91-92-93-94	302/398	75.9	

Blocks

since 1978-79 season

Rk	Name	Years	GP	Blk.
1.	•Skylar Spencer	13-14-15	106	231
2.	Leonard Allen	82-83-84-85	116	214
3.	•Malcolm Thomas	10-11	71	127
4.	Michael Cage	81-82-83-84	112	118
5.	Joe McNaull	91-92-93	86	114
6.	•Aeric Sanders	01-02-03-04	109	105
7.	•Billy White	08-09-10-11	134	102
8.	•Marcelo Correa	97-98-99-00-01	112	100
9.	•Marcus Slaughter	04-05-06	87	78
10.	•Lorenzo Wade	07-08-09	92	72
11.	Eddy Gordon	80-81-82-83	107	71
12.	Marty Dow	90-91	52	68
12.	Rodney Hawkins	86-87-88	70	68
14.	Leon Carter	95-96	57	58
15.	Marc Carter	94-95	56	55
16.	•Chase Tapley	10-11-12-13	134	54
17.	Jamaal Franklin	11-12-13	87	51
17.	•Randy Holcomb	01-02	61	51
17.	Courtie Miller	90-91-92-93-94	101	51
20.	Mitch McMullen	88-89	58	46

Steals

since 1978-79 season

Rk	Name	Years	GP	Steals
1.	•Richie Williams	06-07-08-09	127	246
2.	•Brandon Heath	04-05-06	125	217
3.	Anthony Watson	83-84-85-86	110	192
4.	•Chase Tapley	10-11-12-13	134	187
5.	Chad Nelson	94-95-96-97	112	175
6.	•Billy White	08-09-10-11	134	149
7.	Tony Gwynn	78-79-80-81	107	141
8.	•Kyle Spain	06-07-08-09	115	137
9.	Eddie Morris	80-81-82-83	105	131
10.	•D.J. Gay	08-09-10-11	140	126
10.	Matt Watts	98-99	53	126
10.	Michael Best	89-90	56	126
10.	Michael Cage	81-82-83-84	112	126
14.	•Lorenzo Wade	07-08-09	92	125
15.	•Xavier Thames	12-13-14	97	120
16.	•Deandre Moore	01-02-03	88	114
17.	Eddy Gordon	80-81-82-83	107	111
18.	Creon Dorsey	85-86	59	109
19.	•Marcus Slaughter	04-05-06	87	107
20.	•JJ O'Brien	13-14-15	105	106

Individual Career Records



SIX CONSECUTIVE NCAA TOURNAMENT APPEARANCES ► NINE-TIME MW CHAMPIONS

Games Played

Rk	DI	Name	Years	GP
1.	1.	•D.J. Gay	08-09-10-11	140
2.	2.	•Chase Tapley	10-11-12-13	134
2.	2.	•Billy White	08-09-10-11	134
4.	4.	•Richie Williams	06-07-08-09	127
5.	5.	•Brandon Heath	04-05-06-07	125
6.	6.	•Matt Thomas	05-06-07-08-09	124
7.	7.	•John Sharper	03-04-05-06	119
8.	8.	Leonard Allen	82-83-84-85	116
9.	9.	•Kyle Spain	06-07-08-09	115
10.	10.	•Myron Epps	99-00-01-02	113
10.	10.	Berry Randle	93-94-95-96	113
12.		•Marcelo Correa	97-98-99-00-01	112
12.		Chad Nelson	94-95-96-97	112
12.		Michael Cage	81-82-83-84	112
15.		•Chris Walton	01-02-04-05	110
15.		Anthony Watson	83-84-85-86	110
17.		•Tim Shelton	08-09-10-11-12	109
17.		•Aerick Sanders	01-02-03-04	109
17.		Mark Delsman	74-75-76-77	109
20.		Eddy Gordon	80-81-82-83	107
20.		Tony Gwynn	78-79-80-81	107
20.		Noel Mickelsen	53-54-55-56	107

Games Started

<i>since 1978-79</i>				
Rk	Name	Years	GP	GS
1.	•Billy White	08-09-10-11	134	124
2.	•D.J. Gay	08-09-10-11	140	120
2.	•Brandon Heath	04-05-06-07	125	120
4.	•Chase Tapley	10-11-12-13	134	114
5.	Michael Cage	81-82-83-84	112	112
6.	Leonard Allen	82-83-84-85	116	110
7.	•Richie Williams	06-07-08-09	127	109
8.	•JJ O'Brien	13-14-15	105	104
9.	Chad Nelson	94-95-96-97	112	103
10.	•Kyle Spain	06-07-08-09	115	95
11.	Anthony Watson	83-84-85-86	110	93
12.	•Xavier Thames	12-13-14	97	91
12.	•Marcelo Correa	97-98-99-00-01	112	91
14.	•Myron Epps	99-00-01-02	113	81
15.	•Marcus Slaughter	04-05-06	87	74
16.	•Lorenzo Wade	07-08-09	92	73
16.	•Deandre Moore	01-02-03	88	73
18.	•Winston Shepard	13-14-15	102	72
18.	•Skylar Spencer	13-14-15	106	72
20.	•Malcolm Thomas	10-11	71	70

Consecutive Games Started

<i>since 1980-81 season</i>				
Rk	Name	Years	GP	CGS
1.	Michael Cage	81-82-83-84	112	112
2.	Chad Nelson	94-95-96-97	112	103
3.	•Brandon Heath	04-05-06-07	125	85
4.	•Skylar Spencer	13-14-15	106	72
5.	•D.J. Gay	08-09-10-11	140	71
5.	Leonard Allen	82-83-84-85	116	70
7.	•Malcolm Thomas	10-11	71	68
8.	•Kawhi Leonard	10-11	70	64
9.	•JJ O'Brien	13-14-15	105	62
9.	•Winston Shepard	13-14-15	102	62
11.	•Randy Holcomb	01-02	61	61
12.	•Aerick Sanders	01-02-03-04	109	60
13.	•Myron Epps	99-00-01-02	113	58
14.	Chris Walters	1993-94	57	57
14.	Joe McNaul	91-92-93	86	57
16.	•Jamaal Franklin	11-12-13	87	55
16.	Kevin Betts	97-98	55	55
16.	Anthony Watson	83-84-85-86	110	55

Minutes Played

<i>since 1978-79 season</i>				
Rk	Name	Years	GP	Min.
1.	•Brandon Heath	04-05-06-07	125	4,275

2.	Michael Cage	81-82-83-84	112	4,262
3.	•D.J. Gay	08-09-10-11	140	4,222
4.	•Chase Tapley	10-11-12-13	134	3,813
5.	•Richie Williams	06-07-08-09	127	3,780
6.	Chad Nelson	94-95-96-97	103	3,692
7.	•Billy White	08-09-10-11	134	3,532
8.	Anthony Watson	83-84-85-86	110	3,330
9.	Leonard Allen	82-83-84-85	116	3,191
10.	•JJ O'Brien	13-14-15	105	3,077
11.	•Xavier Thames	12-13-14	97	3,035
12.	•Myron Epps	99-00-01-02	113	2,971
13.	•Kyle Spain	06-07-08-09	115	2,948
14.	•Lorenzo Wade	07-08-09	92	2,911
15.	•Marcus Slaughter	04-05-06	87	2,659
16.	Eddie Morris	80-81-82-83	105	2,627
17.	•Marcelo Correa	97-98-99-00-01	112	2,594
18.	•Winston Shepard	13-14-15	102	2,516
19.	•Deandre Moore	01-02-03	88	2,462
20.	•Aerick Sanders	01-02-03-04	109	2,460

Efficiency Points

<i>since 1978-79 season</i>				
Rk	Name	Years	GP	Eff. Pts.
1.	Michael Cage	81-82-83-84	112	2,534
2.	•Brandon Heath	04-05-06-07	125	1,652
3.	•Billy White	08-09-10-11	134	1,635
4.	•Chase Tapley	10-11-12-13	134	1,574
5.	•Marcus Slaughter	04-05-06	87	1,495
6.	Steve Copp	73-74-75-76	93	1,450
7.	Joel Kramer	74-76-77-78	99	1,407
8.	Leonard Allen	82-83-84-85	116	1,395
9.	Chad Nelson	94-95-96-97	112	1,351
10.	Anthony Watson	83-84-85-86	110	1,337
11.	•Kawhi Leonard	10-11	70	1,322
12.	•Kyle Spain	06-07-08	115	1,308
13.	•Aerick Sanders	01-02-03-04	109	1,276
14.	•Jamaal Franklin	11-12-13	87	1,282
15.	•Lorenzo Wade	07-08-09	92	1,244
16.	•Richie Williams	06-07-08-09	127	1,220
17.	Will Connelly	75-76-77	82	1,216
18.	•Malcolm Thomas	10-11	71	1,153
19.	•Xavier Thames	12-13-14	97	1,139
20.	Steve Malovic	78-79	55	1,137

Efficiency Average

<i>min. 50 games; since 1978-79 season</i>				
Rk	Name	Years	GP	EPG
1.	Michael Cage	81-82-83-84	112	22.63
2.	Steve Malovic	78-79	55	20.67
3.	•Kawhi Leonard	10-11	70	18.89
4.	Marty Dow	90-91	52	17.52
5.	•Marcus Slaughter	04-05-06	87	17.18
6.	•Malcolm Thomas	10-11	71	16.24
7.	Kim Goetz	78-79	54	16.09
8.	Steve Copp	73-74-75-76	93	15.59
9.	•Randy Holcomb	01-02	61	15.34
10.	Will Connelly	75-76-77	82	14.83
11.	•Jamaal Franklin	11-12-13	87	14.74
12.	Jason Richey	97-98	52	14.40
13.	Joel Kramer	74-76-77-78	99	14.21
14.	•Mohamed Abukar	06-07	54	14.20
15.	Leon Carter	95-96	57	13.82
16.	Mitch McMullen	88-89	58	13.78
17.	•Lorenzo Wade	07-08-09	92	13.52
18.	•Tony Bland	02-03	63	13.27
19.	•Brandon Heath	04-05-06-07	125	13.22
20.	Kevin Betts	97-98	55	13.14

Points-Rebounds-Assists

<i>since 1972-73 season</i>				
Rk	Name	Years	GP	PRA
1.	Michael Cage	81-82-83-84	112	3,261
2.	•Brandon Heath	04-05-06-07	125	3,002
3.	Anthony Watson	83-84-85-86	110	2,453
4.	•Chase Tapley	10-11-12-13	134	2,238
5.	Steve Copp	73-74-75-76	93	2,215

6.	•Marcus Slaughter	04-05-06	87	2,099
7.	•Billy White	08-09-10-11	134	2,069
8.	Chad Nelson	94-95-96-97	112	2,007
9.	•Kyle Spain	06-07-08-09	115	1,959
10.	Jamaal Franklin	11-12-13	87	1,952
11.	•Lorenzo Wade	07-08-09	92	1,918
12.	Will Connelly	75-76-77	82	1,901
13.	•Kawhi Leonard	10-11	70	1,862
14.	•Xavier Thames	12-13-14	97	1,833
15.	Joel Kramer	74-76-77-78	99	1,822
16.	•Richie Williams	06-07-08-09	127	1,807
17.	•D.J. Gay	08-09-10-11	140	1,783
18.	Leonard Allen	82-83-84-85	116	1,765
19.	Tony Gwynn	78-79-80-81	107	1,730
20.	•Myron Epps	99-00-01-02	113	1,679

Victories

<i>since 1975-76</i>				
Rk	Name	Years	GP	Wins
1.	•D.J. Gay	08-09-10-11	140	105
2.	•Chase Tapley	10-11-12-13	134	103
3.	•Billy White	08-09-10-11	134	101
4.	•Tim Shelton	08-09-10-11-12	109	85
4.	•Richie Williams	06-07-08-09	127	85
6.	•Skylar Spencer	13-14-15	106	81
7.	•JJ O'Brien	13-14-15	105	80
7.	•Kyle Spain	06-07-08-09	115	80
9.	•James Rahon	11-12-13	100	78
10.	•Winston Shepard	13-14-15	102	77
11.	Leonard Allen	82-83-84-85	116	76
12.	•Xavier Thames	12-13-14	97	75
13.	•Matt Thomas	05-06-07-08-09	124	74
14.	•Brandon Heath	04-05-06-07	125	71
15.	•Jamaal Franklin	11-12-13	87	68
15.	Michael Cage	81-82-83-84	112	68
17.	•John Sharper	03-04-05-06	119	63
17.	Anthony Watson	83-84-85-86	110	63
19.	•Aerick Sanders	01-02-03-04	109	61
20.	•Lorenzo Wade	07-08-09	92	60

Conference Victories

<i>since 1975-76</i>				
Rk	Name	Years	CGP	Wins
1.	•D.J. Gay	08-09-10-11	64	45
2.	•Billy White	08-09-10-11	56	43
3.	•Chase Tapley	10-11-12-13	59	41
4.	•Skylar Spencer	13-14-15	51	39
4.	•JJ O'Brien	13-14-15	51	39
4.	•Winston Shepard	13-14-15	51	39
4.	•Richie Williams	06-07-08-09	60	39
8.	•Kyle Spain	06-07-08-09	51	36
8.	Leonard Allen	82-83-84-85	64	36
10.	•Xavier Thames	12-13-14	44	33
10.	Michael Cage	81-82-83-84	64	33
12.	•Matt Thomas	05-06-07-08-09	59	32
12.	•Brandon Heath	04-05-06-07	60	32
12.	Anthony Watson	83-84-85-86	64	32
15.	•James Rahon	11-12-13	44	31
16.	•Aqeel Quinn	14-15	36	30
16.	•Matt Shrigley	14-15	36	30
16.	•Tim Shelton	08-09-10-11-12	43	30
19.	•Lorenzo Wade	07-08-09	46	29
19.	Eddie Morris	80-81-82-83	58	29

Key

◆ - Occurred during the Steve Fisher era.
 For the purposes of this book, anytime a season is listed as one year, the back half of the season is designated. (e.g. 1989-90 is 90).
 Efficiency Rating - ((PTS + REB + AST + STL + BLK) - ((FGA - FGM) + (FTA - FTM) + TO)) / G.

Div. I Era Freshman Season Records



SIX CONSECUTIVE NCAA TOURNAMENT APPEARANCES ► NINE-TIME MW CHAMPIONS

Points

Rk	Name	Points	Year
1.	Tony Ross	455	1987
2.	•Kawhi Leonard	433	2010
3.	•Brandon Heath	413	2004
4.	Eddy Gordon	345	1980
5.	Presnell Gilbert	338	1977
6.	Anthony Watson	319	1983
7.	Eddie Morris	319	1980
8.	Myron Epps	308	1999
9.	Michael Cage	295	1981
10.	•Billy White	279	2008

Scoring Average

Rk	Name	PPG	Year
1.	Tony Ross	16.3	1987
2.	Presnell Gilbert	15.4	1977
3.	•Brandon Heath	13.8	2004
4.	Eddie Morris	13.3	1980
5.	Eddy Gordon	12.8	1980
6.	•Kawhi Leonard	12.7	2010
7.	Myron Epps	11.8	1999
8.	Anthony Watson	11.4	1983
9.	Michael Cage	10.9	1981
10.	Steve Copp	10.4	1973

Rebounds

Rk	Name	Rebounds	Year
1.	Michael Cage	355	1981
2.	•Kawhi Leonard	336	2010
3.	Eddy Gordon	239	1980
4.	•Marcus Slaughter	204	2004
5.	•Billy White	195	2008
6.	Steve Copp	173	1973
7.	•Tim Shelton	161	2009
8.	•Kyle Spain	158	2006
9.	Myron Epps	149	1999
10.	Presnell Gilbert	143	1977

Rebound Average

Rk	Name	RPG	Year
1.	Michael Cage	13.1	1981
2.	•Kawhi Leonard	9.9	2010
3.	Eddy Gordon	8.9	1980
4.	•Marcus Slaughter	6.8	2004
5.	Steve Copp	6.7	1973
6.	Presnell Gilbert	6.5	1977
7.	•Billy White	5.9	2008
8.	•Kyle Spain	5.6	2006
8.	Myron Epps	5.6	1999
10.	•Evan Burns	5.1	2003

Assists

Rk	Name	Assists	Year
1.	Raymond King	150	1996
2.	•Richie Williams	127	2006
3.	Mark Delsman	120	1974
4.	•Bradley Jackson	101	2000
5.	Jason Hamilton	97	1993
6.	Chad Nelson	90	1994
7.	Anthony Watson	85	1983
8.	Tracy Dildy	73	1986
9.	•Chase Tapley	72	2010
10.	•Kawhi Leonard	65	2010

Assist Average

Rk	Name	APG	Year
1.	Raymond King	5.2	1996
2.	Mark Delsman	4.6	1974
3.	•Richie Williams	3.8	2006
4.	Jason Hamilton	3.7	1993
5.	•Bradley Jackson	3.6	2000
6.	Chad Nelson	3.2	1994
7.	Anthony Watson	3.0	1983
8.	Tracy Dildy	2.5	1986

9.	David Abramowitz	2.3	1999
10.	•Chase Tapley	2.2	2010

Blocks

Rk	Name	Blocks	Year
1.	•Skylar Spencer	51	2013
2.	Leonard Allen	45	1982
3.	Eddy Gordon	43	1980
4.	Joe McNaull	32	1991
5.	•Billy White	25	2008
5.	•Evan Burns	25	2003
7.	•Malik Pope	24	2015
7.	•Kawhi Leonard	24	2010
9.	Michael Cage	20	1981
10.	•Marcus Slaughter	17	2004

Steals

Rk	Name	Steals	Year
1.	Raymond King	63	1996
2.	•Richie Williams	58	2006
3.	Jason Hamilton	55	1993
4.	•Kawhi Leonard	47	2010
4.	•Billy White	47	2008
6.	•Brandon Heath	41	2004
7.	Tracy Dildy	40	1986
8.	•Bradley Jackson	38	2000
9.	•Chase Tapley	37	2010
10.	Chad Nelson	36	1994

Field Goals

Rk	Name	FG	Year
1.	•Kawhi Leonard	166	2010
2.	Tony Ross	152	1987
3.	Eddy Gordon	149	1980
4.	Presnell Gilbert	148	1977
5.	•Brandon Heath	144	2004
5.	Eddie Morris	144	1980
7.	Anthony Watson	132	1983
8.	•Billy White	118	2008
9.	Myron Epps	116	1999
10.	Michael Cage	115	1981

Field Goal Attempts

Rk	Name	FGA	Year
1.	•Brandon Heath	368	2004
2.	•Kawhi Leonard	365	2010
3.	Tony Ross	364	1987
4.	Eddie Morris	326	1980
5.	Presnell Gilbert	321	1977
6.	Anthony Watson	320	1983
7.	Eddy Gordon	312	1980
8.	Myron Epps	241	1999
9.	Steve Copp	234	1973
10.	•Tim Shelton	209	2009

Field Goal Percentage

min. 5 FGA per game

Rk	Name	Pct.	Year
1.	•Billy White	61.5	2008
2.	Michael Cage	55.8	1981
3.	•Tim Shelton	50.2	2009
4.	•Chase Tapley	50.0	2010
5.	•Kyle Spain	49.5	2006
6.	•Evan Burns	49.2	2003
7.	Myron Epps	48.1	1999
8.	Eddy Gordon	47.8	1980
9.	•Marcus Slaughter	47.3	2004
10.	Presnell Gilbert	46.1	1977

Three-Point Field Goals

in existence since 1986-87 season

Rk	Name	3FGs	Year
1.	Tony Ross	104	1987
2.	•Brandon Heath	48	2004
3.	•Steve Sir	46	2003
4.	•D.J. Gay	45	2008

5.	•Matt Shrigley	40	2014
6.	•Chase Tapley	35	2010
7.	David Abramowitz	29	1999
8.	Jason Hamilton	28	1993
9.	Robert Ringo	27	1992
10.	Will Porter	24	1997

Three-Point Field Goal Attempts

in existence since 1986-87 season

Rk	Name	3FGA	Year
1.	Tony Ross	223	1987
2.	•Brandon Heath	160	2004
3.	•D.J. Gay	121	2008
4.	•Steve Sir	114	2003
5.	•Matt Shrigley	113	2014
6.	•Chase Tapley	93	2010
7.	David Abramowitz	87	1999
8.	Robert Ringo	84	1992
9.	Will Porter	83	1997
10.	•Kawhi Leonard	78	2010

Three-Point Field Goal Pct.

min 20 3FGs; in existence since 1986-87 season

Rk	Name	Pct.	Year
1.	Jason Hamilton	50.0	1993
2.	Chad Nelson	46.7	1994
3.	Tony Ross	46.6	1987
4.	•Malik Pope	40.8	2015
5.	•Steve Sir	40.4	2003
6.	•Chase Tapley	37.6	2010
7.	•D.J. Gay	37.2	2008
8.	•Matt Shrigley	35.4	2014
9.	•Bradley Jackson	33.9	2000

Free Throws

Rk	Name	FT	Year
1.	•Kawhi Leonard	85	2010
2.	•Brandon Heath	77	2004
3.	Myron Epps	76	1999
3.	Steve Copp	76	1973
5.	•Matt Thomas	65	2005
5.	Michael Cage	65	1981
7.	•Kyle Spain	63	2006
8.	Chad Nelson	60	1996
8.	Courtie Miller	60	1991
10.	Vincent Okotie	59	1999

Free Throw Attempts

Rk	Name	FTA	Year
1.	Myron Epps	147	1999
2.	•Kawhi Leonard	117	2010
3.	Steve Copp	113	1973
4.	•Brandon Heath	110	2004
5.	Vincent Okotie	96	1999
6.	•Matt Thomas	95	2005
7.	•Kyle Spain	92	2006
8.	•Trey Kell	91	2015
9.	•Tim Shelton	87	2009
10.	Michael Cage	86	1981

Free Throw Percentage

min. 2.5 FTA per game

Rk	Name	Pct.	Year
1.	Michael Cage	75.6	1981
2.	•Bradley Jackson	74.0	2000
3.	Chad Nelson	73.2	1994
4.	•Kawhi Leonard	72.6	2010
5.	•Marcus Slaughter	72.4	2004
6.	•Richie Williams	71.6	2006

Minutes Played

since 1978-79 season

Rk	Name	Min.	Year
1.	•Kawhi Leonard	1,064	2010
2.	Michael Cage	1,031	1981
3.	Raymond King	1,016	1996

4.	•Billy White	946	2008
5.	•Richie Williams	935	2006
6.	•Brandon Heath	897	2004
7.	Jason Hamilton	874	1993
8.	•Bradley Jackson	830	2000
9.	Eddy Gordon	805	1980
10.	•D.J. Gay	784	2008

Efficiency Points

since 1978-79 season

Rk	Name	Points	Year
1.	•Kawhi Leonard	597	2010
2.	Michael Cage	537	1981
3.	Eddy Gordon	453	1980
4.	•Billy White	429	2008
5.	•Marcus Slaughter	360	2004
6.	•Tim Shelton	329	2009
7.	•Kyle Spain	320	2006
8.	•Chase Tapley	304	2010
9.	•Evan Burns	304	2003
10.	Raymond King	292	1996

Efficiency Average

since 1978-79 season

Rk	Name	EPG	Year
1.	Michael Cage	19.89	1981
2.	•Kawhi Leonard	17.55	2010
3.	Eddy Gordon	16.78	1980
4.	•Billy White	13.00	2008
5.	•Marcus Slaughter	12.00	2004
6.	•Evan Burns	11.69	2003
7.	•Kyle Spain	11.43	2006
8.	Jason Hamilton	10.42	1993
9.	Raymond King	10.07	1996
10.	Tony Ross	10.00	1987

Points-Rebs.-Assists (PRA)

since 1972-73 season

Rk	Name	PRA	Year
1.	•Kawhi Leonard	834	2010
2.	Michael Cage	661	1981
3.	Eddy Gordon	630	1980
4.	Tony Ross	551	1987
5.	•Brandon Heath	546	2004
6.	Presnell Gilbert	516	1977
7.	•Billy White	508	2008
8.	Steve Copp	476	1973
9.	•Tim Shelton	471	2009
10.	Myron Epps	467	1999

PRA Average

since 1972-73 season

Rk	Name	PRAPG	Year
1.	•Kawhi Leonard	24.53	2010
2.	Michael Cage	24.48	1981
3.	Presnell Gilbert	23.45	1977
4.	Eddy Gordon	23.33	1980
5.	Tony Ross	19.68	1987
6.	Steve Copp	18.31	1973
7.	•Brandon Heath	18.20	2004
8.	Eddie Morris	18.08	1980
9.	Myron Epps	17.96	1999
10.	Anthony Watson	16.36	1983

Key

• - Occurred during the Steve Fisher era.
For the purposes of this book, anytime a season is listed as one year, the back half of the season is designated. (e.g. 1989-90 is 90).
Efficiency Rating - ((PTS + REB + AST + STL + BLK) - ((FGA - FGM) + (FTA - FTM) + TO)) / G.

Mountain West Records



SIX CONSECUTIVE NCAA TOURNAMENT APPEARANCES ► NINE-TIME MW CHAMPIONS

Team Single-Game

Points

Most Points

- 98 at TCU (98-92, ot), March 3, 2012
- 96 vs. Wyoming (96-57), Jan. 29, 2011
- 91 vs. Wyoming (91-72), March 1, 2006
- 91 vs. UNLV (91-93), Feb. 12, 2005
- 90 vs. San Jose State (90-64), Feb. 25, 2014
- 90 at Brigham Young (90-100), Feb. 22, 2006

Most Points/Both Teams

- 191 at Colorado State (89-102), March 3, 2003
- 190 at TCU (98-82, ot), March 3, 2012
- 190 at Brigham Young (90-100), Feb. 22, 2006
- 184 vs. UNLV (91-93), Feb. 12, 2005
- 181 at Colorado State (88-93), Feb. 19, 2005

Fewest Points Game

- 38 at Utah (38-86), Feb. 11, 1999
- 39 at Utah (39-58), Jan. 15, 2001
- 41 vs. Utah (41-61), Feb. 5, 2005
- 43 at Air Force (43-46), March 8, 2008
- 43 vs. Air Force (43-57), Jan. 31, 2004

Fewest Points/Both Teams

- 87 vs. Air Force (49-38), Feb. 6, 2008
- 89 vs. New Mexico (55-34), Jan. 26, 2013
- 89 at Air Force (43-46), March 8, 2008
- 84 at Wyoming (52-42), Jan. 24, 2012
- 96 vs. Air Force (49-47), March 2, 2002

Fewest Points Allowed

- 34 vs. New Mexico (55-34), Jan. 26, 2013
- 34 vs. Air Force (65-34), Feb. 7, 2009
- 38 vs. Air Force (49-38), Feb. 6, 2008
- 41 vs. Wyoming (67-41), Feb. 11, 2015
- 41 vs. Air Force (62-41), Feb. 6, 2007

Most Points Allowed

- 102 at Colorado State (89-102), March 3, 2003
- 101 at Wyoming (66-101), Feb. 3, 2001
- 100 at Brigham Young (90-100), Feb. 22, 2006
- 93 at Colorado State (88-93, ot), Feb. 19, 2005
- 93 vs. UNLV (91-93, ot), Feb. 12, 2005

Largest Margin of Victory

- 39 vs. Wyoming (96-57), Jan. 29, 2011
- 32 at Air Force (77-45), Jan. 20, 2015
- 32 vs. Utah (85-53), Feb. 8, 2011
- 31 vs. Wyoming (88-57), Feb. 10, 2010
- 31 vs. Air Force (65-34), Feb. 7, 2009

Largest Margin of Defeat

- 35 at Wyoming (66-101), Feb. 3, 2001
- 29 at Brigham Young (50-79), Jan. 13, 2001
- 29 at New Mexico (49-78), Feb. 26, 2000
- 28 vs. Colorado State (46-74), Feb. 12, 2000
- 28 at UNLV (55-83), Jan. 22, 2000

Rebounding

Game

- 50 at TCU (98-92, ot), March 3, 2012
- 50 at Air Force (70-58), Feb. 19, 2011
- 50 vs. Utah (85-53), Feb. 8, 2011
- 50 at New Mexico (81-74, ot), Feb. 20, 2007
- 49 vs. UNLV (63-52), Jan. 18, 2014

Margin

- +23 (50-27) at Air Force (70-58), Feb. 19, 2011
- +21 (44-23) at TCU (76-57), Jan. 18, 2006
- +20 (47-27) at Air Force (56-58), Feb. 18, 2012
- +20 (46-26) at Colorado State (83-82), Jan. 29, 2008
- +19 (35-16) vs. Wyoming (79-51), Feb. 19, 2013
- +19 (39-20) vs. UNLV (57-46), March 7, 2009

Field Goal Shooting

Most Field Goals

- 35 vs. Wyoming (96-57), Jan. 29, 2011
- 34 vs. Colorado State (86-62), March 1, 2008
- 34 vs. Brigham Young (86-74), Feb. 24, 2007
- 34 vs. New Mexico (89-73), Feb. 24, 2003
- 33 vs. Wyoming (88-57), Feb. 10, 2010
- 33 vs. Wyoming (85-88), Jan. 21, 2002
- 33 at Wyoming (87-93), Jan. 29, 2000

Most Field Goals Attempted

- 90 at Colorado State (82-92, 2ot), Jan. 24, 2004
- 83 vs. Wyoming (85-88), Jan. 21, 2002
- 72 at UNLV (70-72), Feb. 16, 2013
- 72 at Brigham Young (90-100), Feb. 22, 2006
- 71 vs. Utah (85-53), Feb. 8, 2011

Highest Field Goal Percentage

- 68.2 (30-of-44) vs. Wyoming (79-51), Feb. 19, 2013
- 63.8 (30-of-47) at Colorado State (85-81), Feb. 4, 2006
- 61.4 (27-of-44) vs. Air Force (67-53), Feb. 22, 2003
- 61.0 (25-of-41) vs. Colorado State (78-73), March 3, 2001
- 60.9 (28-of-46) at TCU (68-51), Feb. 16, 2010

Free Throw Shooting

Most Free Throws Made

- 33 vs. UNLV (91-93, ot), Feb. 12, 2005
- 31 vs. Wyoming (91-72), March 1, 2006
- 31 vs. UNLV (83-67), Jan. 14, 2006
- 28 at TCU (98-92, ot), March 3, 2012
- 28 vs. New Mexico (81-76), Jan. 21, 2009

Most Free Throws Attempted

- 46 at Air Force (61-44), Jan. 3, 2009
- 42 at Wyoming (86-73), March 1, 2003
- 41 vs. Fresno State (68-60), Jan. 15, 2014
- 40 vs. UNLV (91-93, ot), Feb. 12, 2005
- 39 vs. New Mexico (81-76), Jan. 21, 2009
- 39 vs. Wyoming (91-72), March 1, 2006

Highest Free Throw Percentage (min. 12 FTA)

- 100.0 (12-of-12) at Air Force (63-48), Jan. 11, 2003
- 94.7 (18-of-19) vs. Colorado State (66-48), March 5, 2011
- 93.8 (15-of-16) vs. Brigham Young (66-69), Feb. 12, 2001
- 90.9 (20-of-22) at UNLV (63-57), Feb. 12, 2011
- 90.0 (18-of-20) vs. Wyoming (65-66), Jan. 3, 2007

Three-Point Field Goals

Most Three-Point Field Goals

- 17 vs. Wyoming (96-57), Jan. 29, 2011
- 13 at Air Force (77-45), Jan. 20, 2015
- 13 vs. Colorado State (79-72, ot), Jan. 12, 2013
- 13 at New Mexico (87-77), Jan. 15, 2011
- 13 vs. UNLV (83-66), Feb. 24, 2001

Most Three-Point Field Goals Attempted

- 33 vs. Wyoming (96-57), Jan. 29, 2011
- 29 vs. Colorado State (79-72, ot), Jan. 12, 2013
- 26 vs. Air Force (68-55), Jan. 19, 2011
- 27 at New Mexico (86-88, ot), Feb. 6, 2010
- 25 vs. Air Force (65-34), Feb. 7, 2009
- 25 at New Mexico (81-74, ot), Feb. 20, 2007
- 25 vs. UNLV (83-66), Feb. 24, 2001

Highest Three-Point FG Percentage

- 69.2 (9-of-13) vs. New Mexico (75-69), Jan. 25, 2006
- 62.5 (5-of-8) at Boise State (67-66), Feb. 5, 2014
- 62.5 (5-of-8) vs. New Mexico (68-62), Feb. 16, 2011
- 60.0 (9-of-15) at Fresno State (82-67), March 1, 2014
- 60.0 (9-of-15) at Colorado State (85-81), Feb. 4, 2006
- 60.0 (3-of-5) vs. Air Force (67-53), Feb. 22, 2003

Other Statistics

Most Assists

- 23 at Wyoming (88-57), Feb. 10, 2010

- 23 vs. Colorado State (86-62), March 1, 2008

Most Turnovers

- 28 vs. UNLV (79-80), Jan. 26, 2002

Fewest Turnovers

- 4 vs. Nevada (73-58), Feb. 8, 2014; at Colorado State (65-56), Feb. 1, 2014; vs. Fresno State (68-60), Jan. 15, 2014; vs. Utah (85-53), Feb. 8, 2011

Most Blocked Shots

- 11 vs. Wyoming (96-57), Jan. 29, 2011
- 11 vs. Wyoming (85-88), Jan. 21, 2002

Most Steals

- 15 vs. Wyoming (81-88, ot), Jan. 22, 2005

Individual Single-Game

Points

- 37, Brandon Heath at UNLV, Jan. 15, 2005
- 35, Jamaal Franklin at TCU, March 3, 2012
- 32, Brandon Heath at New Mexico, Feb. 25, 2006
- 32, Myron Epps at Wyoming, Jan. 29, 2000
- 31, Xavier Thames at Utah State, Jan. 25, 2014
- 31, Jamaal Franklin vs. Colorado State, Feb. 25, 2012
- 31, Evan Burns vs. New Mexico, Feb. 24, 2003
- 30, D.J. Gay at New Mexico, Jan. 15, 2011
- 30, Kyle Spain vs. New Mexico, Jan. 21, 2009
- 30, Brandon Heath vs. Brigham Young, Feb. 24, 2007
- 30, Brandon Heath at New Mexico, Feb. 20, 2007
- 29, Brandon Heath vs. UNLV, Feb. 12, 2005
- 29, Brandon Heath vs. Wyoming, Jan. 22, 2005
- 28, Xavier Thames vs. Fresno State, Jan. 15, 2014
- 28, Malcolm Thomas vs. Utah, Feb. 20, 2010
- 28, Lorenzo Wade vs. Brigham Young, Feb. 23, 2008
- 28, Brandon Heath at Colorado State, Feb. 4, 2006
- 28, Brandon Heath at Colorado State, Feb. 19, 2005
- 28, Tony Bland vs. Air Force, Feb. 22, 2003
- 27, Jamaal Franklin vs. UNLV, Jan. 16, 2013
- 27, Mohamed Abukar vs. Brigham Young, Feb. 24, 2007
- 27, Aeric Sanders vs. New Mexico, Feb. 2, 2004
- 27, Myron Epps vs. Air Force, Jan. 20, 2000
- 26, seven times

Field Goals Made

- 14, Myron Epps at Wyoming, Jan. 29, 2000
- 12, Billy White vs. Wyoming, Feb. 14, 2009
- 12, Brandon Heath vs. Brigham Young, Feb. 24, 2007
- 12, Brandon Heath vs. Wyoming, Jan. 22, 2005
- 12, Brandon Heath at UNLV, Jan. 15, 2005
- 12, Evan Burns vs. New Mexico, Feb. 24, 2003

Field Goals Attempted

- 24, Brandon Heath at New Mexico, Feb. 20, 2007
- 24, Brandon Heath at Colorado State, Feb. 19, 2005
- 23, Brandon Heath vs. Wyoming, Jan. 22, 2005
- 23, Myron Epps at Wyoming, Jan. 29, 2000
- 22, Brandon Heath vs. Wyoming, Feb. 17, 2007
- 22, Brandon Heath vs. Wyoming, Jan. 3, 2006

Field Goal Percentage (Min. 6 FGA)

- 100.0 (12-12), Billy White vs. Wyoming, Feb. 14, 2009
- 100.0 (6-6), Garrett Green vs. Wyoming, Feb. 22, 2012
- 100.0 (6-6), Billy White vs. Colorado State, March 5, 2011
- 100.0 (6-6), Mike Mackell vs. Colorado State, Jan. 19, 2002
- 90.9 (10-11), Chris Walton vs. Colorado State, Jan. 24, 2005

Free Throws Made

- 17, Brandon Heath vs. UNLV, Feb. 12, 2005
- 14, Jamaal Franklin at TCU, March 3, 2012

Mountain West Records



SIX CONSECUTIVE NCAA TOURNAMENT APPEARANCES ► NINE-TIME MW CHAMPIONS

14, Jamaal Franklin vs. Colorado State, Feb. 25, 2012
12, Xavier Thames vs. Colorado State, Feb. 1, 2014
12, Lorenzo Wade vs. New Mexico, Jan. 21, 2009
12, Marcus Slaughter at Wyoming, Jan. 28, 2006
12, Marcus Slaughter vs. UNLV, Jan. 14, 2006
12, Matt Thomas vs. Air Force, Feb. 28, 2005
12, Brandon Heath at UNLV, Jan. 15, 2005

Free Throws Attempted

17, Jamaal Franklin at TCU, March 3, 2012
17, Brandon Heath vs. UNLV, Feb. 12, 2005
16, Marcus Slaughter at Wyoming, Jan. 28, 2006
15, Jamaal Franklin vs. Colorado State, Feb. 25, 2012
15, Lorenzo Wade vs. New Mexico, Jan. 21, 2009
15, Tony Bland at Colorado State, March 3, 2003

Free Throw Percentage (Min. 8 FTM)

100.0 (17-17), Brandon Heath vs. UNLV, Feb. 12, 2005
100.0 (12-12), Xavier Thames vs. Colorado State, Feb. 1, 2014
100.0 (12-12), Brandon Heath at UNLV, Jan. 15, 2005
100.0 (10-10), Kyle Spain at TCU, Feb. 28, 2009
100.0 (8-8), Jamaal Franklin vs. UNLV, Jan. 15, 2012
100.0 (8-8), Mohamed Abukar vs. Wyoming, Jan. 3, 2007
100.0 (8-8), Kyle Spain vs. Wyoming, March 1, 2006
100.0 (8-8), David Abramowitz vs. Colorado State, March 3, 2001
100.0 (8-8), Marcelo Correa vs. Brigham Young, Feb. 12, 2001

Three-Point Field Goals Made

8, Brandon Heath at New Mexico, Feb. 25, 2006
7, D.J. Gay at New Mexico, Jan. 15, 2011
7, David Abramowitz at Utah, Feb. 10, 2000
6, D.J. Gay vs. Air Force, Jan. 19, 2011

6, D.J. Gay at New Mexico, Feb. 6, 2010
6, Brandon Heath vs. TCU, Feb. 18, 2006

Three-Point Field Goals Attempted

14, Brandon Heath at New Mexico, Feb. 20, 2007
13, Brandon Heath at New Mexico, Feb. 25, 2006
12, Matt Shrigley vs. Air Force, Dec. 31, 2014
12, Jamaal Franklin vs. Colorado State, Jan. 12, 2013
12, Brandon Heath vs. TCU, Feb. 18, 2006

Three-Point FG Pct. (Min. 4 3FGA)

100.0 (4-4), Malik Pope at Colorado State, Jan. 24, 2015
100.0 (4-4), Deandre Moore vs. Brigham Young, Feb. 11, 2002
83.3 (5-6), D.J. Gay at Utah, Feb. 16, 2008
83.3 (5-6), Brandon Heath at Utah, March 5, 2005
80.0 (4-5), Aqeel Quinn at New Mexico, Feb. 17, 2015
80.0 (4-5), Aqeel Quinn vs. Wyoming, Feb. 11, 2015
80.0 (4-5), Matt Shrigley at Colorado State, Jan. 24, 2015
80.0 (4-5), Matt Shrigley at Fresno State, Jan. 3, 2015
80.0 (4-5), Matt Shrigley at UNLV, March 5, 2014
80.0 (4-5), Aqeel Quinn at Fresno State, March 1, 2014
80.0 (4-5), Kyle Spain at New Mexico, Feb. 21, 2009
80.0 (4-5), Chris Manker at Colorado State, Feb. 19, 2005

Rebounds

20, Marcus Slaughter vs. UNLV, Jan. 14, 2006
18, Jamaal Franklin at Fresno State, Jan. 9, 2013
18, Marcus Slaughter at TCU, Jan. 18, 2006
17, Kawhi Leonard vs. UNLV, Jan. 12, 2011
16, Jamaal Franklin vs. Colorado State, Feb. 25, 2012
16, Malcolm Thomas vs. UNLV, Jan. 12, 2011
16, Aerick Sanders vs. Wyoming, Feb. 21, 2004
16, Aerick Sanders at Colorado State, Jan. 24, 2004

Assists

11, Lorenzo Wade vs. Colorado State, March 1, 2008
11, Deandre Moore vs. Wyoming, March 1, 2001
9, Richie Williams at Wyoming, Jan. 14, 2009
8, Xavier Thames at UNLV, Feb. 11, 2012
8, Lorenzo Wade at Air Force, Jan. 3, 2009
8, Lorenzo Wade at New Mexico, Feb. 20, 2007
8, Brandon Heath at Utah, Jan. 11, 2006
8, Deandre Moore vs. Air Force, Jan. 20, 2001

Steals

7, Deandre Moore vs. Colorado State, Feb. 1, 2003
6, Richie Williams vs. Utah, Jan. 27, 2007
5, 13 times

Blocked Shots

6, Skylar Spencer vs. Colorado State, Feb. 14, 2015
6, Malcolm Thomas vs. Wyoming, Jan. 29, 2011
5, Marcus Slaughter vs. UNLV, Jan. 14, 2006
4, 23 times



Head coach Steve Fisher cut down the nets after the Aztecs' 78-75 victory over UNLV in the 2002 Mountain West Conference tournament championship game at Thomas & Mack Center. The victory propelled San Diego State into its first NCAA Tournament since 1985 and marked the eighth NCAA tournament appearance of Steve Fisher's career.

Viejas Arena Records



SIX CONSECUTIVE NCAA TOURNAMENT APPEARANCES ► NINE-TIME MW CHAMPIONS

Team Single-Game

Points

Most Points

- 119 vs. Campbell (119-82), Dec. 12, 2006
- 118 vs. St. Katherine College (118-35), Dec. 27, 2013
- 103 vs. Southern Cal College (103-49), Dec. 2, 1998
- 98 vs. UC San Diego (98-53), Nov. 27, 2001
- 96 vs. Wyoming (96-57), Jan. 29, 2011
- Opp.: 105 by TCU (61-105), Jan. 17, 1998
- NCAA: 90 by Alabama (90-85 Marquette), March 16, 2006

Most Points/Both Teams

- 201 vs. Campbell (119-82), Dec. 12, 2006
- 191 vs. Fresno State (94-97), Jan. 31, 1998
- 184 vs. UNLV (91-93, ot), Feb. 12, 2005
- 179 vs. Fresno State (84-95), Dec. 25, 1999
- 177 vs. Troy State (84-93), Nov. 30, 2003
- NCAA: 175 by Alabama (90)/Marquette (85), March 16, 2006

Fewest Points Game

- 41 vs. Utah (41-61), Feb. 5, 2005
- 42 vs. Stanford (42-63), Dec. 16, 1997
- 43 vs. Air Force (43-57), Jan. 31, 2004
- 46 vs. Boise State (46-56), Feb. 28, 2015
- 46 vs. Colorado State (46-74), Feb. 12, 2000
- Opp.: 27 by Bakersfield (51-27), Nov. 20, 2014
- NCAA: 43 by Kent State (Cincinnati 66-43), March 17, 2001

Fewest Points/Both Teams

- 78 vs. Bakersfield (51-27), Nov. 20, 2014
- 87 vs. Air Force (49-38), Feb. 6, 2008
- 89 vs. New Mexico (55-34), Jan. 26, 2013
- 94 vs. UC Riverside (61-33), Dec. 22, 2014
- 96 vs. Cal Poly (51-45), Dec. 13, 2010
- 96 vs. Air Force (49-47), March 2, 2002
- NCAA: 109 by Cincinnati (66)/Kent State (43), March 17, 2001

Fewest Points Allowed

- 27 vs. Bakersfield (51-27), Nov. 20, 2014
- 33 vs. UC Riverside (61-33), Dec. 22, 2014
- 34 vs. New Mexico (55-34), Jan. 26, 2013
- 34 vs. Air Force (65-34), Feb. 7, 2009
- 35 vs. St. Katherine College (118-35), Dec. 27, 2013
- Opp.: 41 by Utah (41-61), Feb. 5, 2005
- NCAA: 43 by Cincinnati (66-43 Kent State), March 17, 2001

Most Points Allowed

- 105 vs. TCU (61-105), Jan. 17, 1998
- 97 vs. Fresno State (94-97), Jan. 31, 1998
- 95 vs. Fresno State (84-95), Feb. 25, 1999
- 93 vs. UNLV (91-93, ot), Feb. 12, 2005
- 89 vs. Arizona (81-89), Dec. 7, 2002
- Opp.: 119 by Campbell (119-82), Dec. 12, 2006
- NCAA: 90 by Marquette (Alabama 90-85), March 16, 2001

Largest Margin of Victory

- 83 vs. St. Katherine College (118-35), Dec. 27, 2013
- 54 vs. Southern Cal College (103-49), Dec. 2, 1998
- 51 vs. Redlands (94-43), Dec. 30, 2011
- 45 vs. UC San Diego (98-53), Nov. 27, 2001
- 43 vs. Occidental College (93-50), Dec. 31, 2010
- Opp.: 44 by TCU (61-105), Jan. 17, 1998
- NCAA: 34 by UCLA (78-44 Belmont), March 16, 2006

Largest Margin of Defeat

- 44 vs. TCU (61-105), Jan. 17, 1998
- 33 vs. Southern California (54-87), Dec. 20, 1999
- 28 vs. Colorado State (46-74), Feb. 12, 2000
- 26 vs. Utah (53-79), Jan. 16, 1999
- 25 vs. New Mexico (60-85), Feb. 8, 1999

Rebounding

Game

- 57 vs. St. Katherine College, Dec. 27, 2013
- 53 vs. Redlands, Dec. 30, 2011
- 51 vs. San Diego Christian, Nov. 20, 2013
- 50 vs. Utah, Feb. 8, 2011
- 49 vs. Florida Atlantic, Nov. 30, 2000
- Opp.: 50 by San Diego (52-55), Dec. 9, 2000
- NCAA: 45 by UCLA (78-44 Belmont), March 16, 2006

Margin

- +29 (42-13) vs. Occidental College, Dec. 31, 2010
- +25 (57-32) vs. St. Katherine College, Dec. 27, 2013
- +21 (37-16) vs. San Diego Christian, Jan. 5, 2012
- +21 (41-20) vs. Monmouth, Nov. 22, 2004
- +21 (46-25) vs. UC San Diego, Dec. 6, 2003
- +21 (45-24) vs. Cal State Northridge, Dec. 1, 2001
- Opp.: +21 (22-43) by Hawai'i (78-72), Feb. 20, 1999
- NCAA: +21 (42-21) by Cincinnati (66-43 Kent State), March 17, 2001

Field Goal Shooting

Most Field Goals

- 48 vs. Campbell, Dec. 12, 2006
- 43 vs. St. Katherine College, Dec. 27, 2013
- 40 vs. UC San Diego, Nov. 27, 2001
- 38 vs. San Diego Christian, Nov. 26, 2010
- 38 vs. Southern Cal College, Dec. 2, 1998
- Opp.: 41 by TCU (61-105), Jan. 17, 1998
- NCAA: 32 by Arizona (84-61 Gonzaga), March 23, 2014; Marquette (Alabama 90-85), March 16, 2006

Most Field Goals Attempted

- 83 vs. Wyoming, Jan. 21, 2002
- 75 vs. Cal Poly, Dec. 18, 2003
- 73 vs. Arizona, Dec. 7, 2002
- 71 vs. Utah, Feb. 8, 2011
- 71 vs. Sam Houston State, Dec. 28, 2007
- Opp.: 75 by Campbell (119-82), Dec. 12, 2007 and TCU (61-105), Jan. 17, 1998
- NCAA: 66 by Kent State (77-73 Indiana), March 15, 2001

Highest Field Goal Percentage

- 69.6 (48-of-69) vs. Campbell, Dec. 12, 2006
- 68.2 (30-of-44) vs. Wyoming, Feb. 19, 2013
- 67.8 (40-of-59) vs. UC San Diego, Nov. 27, 2001
- 64.0 (32-of-50) vs. Oklahoma State, Dec. 30, 2000
- 62.3 (38-of-61) vs. Southern Cal College, Dec. 2, 1998
- Opp.: 57.9 (20-of-38) by San Diego (51-52), Dec. 19, 1998
- NCAA: 58.0 (29-of-50) by Illinois (Air Force 78-69), March 16, 2006

Free Throw Shooting

Most Free Throws Made

- 33 vs. UNLV, Feb. 12, 2005
- 33 vs. Cal State Northridge, Dec. 1, 2001
- 33 vs. Rice, Dec. 21, 1998
- 31 vs. Wyoming, March 1, 2006
- 31 vs. UNLV, Jan. 14, 2006
- Opp.: 26 by Brigham Young (69-80), Jan. 20, 2003

NCAA: 31 by Stanford (90-83 St. Joseph's), March 17, 2001

Most Free Throws Attempted

- 44 vs. Cal State Northridge, Dec. 1, 2001
- 41 vs. Fresno State, Jan. 15, 2014
- 41 vs. CSU Bakersfield, Jan. 2, 2013
- 40 vs. UNLV, Feb. 12, 2005
- 39 vs. San Diego Christian, Nov. 13, 2012
- 39 vs. New Mexico, Jan. 21, 2009
- 39 vs. Wyoming, March 1, 2006
- 39 vs. Florida Atlantic, Dec. 28, 2002
- 39 vs. IPFW, Jan. 2, 2002
- 39 vs. Rice, Feb. 21, 1998
- Opp.: 34 by Brigham Young (69-80), Jan. 20, 2003
- NCAA: 41 by Gonzaga (85-77 Oklahoma State), March 21, 2014

Highest Free-Throw Percentage

- 94.7 (18-of-19) vs. Colorado State, March 5, 2011
- 93.8 (15-of-16) vs. Brigham Young, Feb. 12, 2001
- 92.9 (13-of-14) vs. USC, Nov. 17, 2011
- 92.9 (13-of-14) vs. Campbell, Dec. 12, 2006
- 92.3 (12-of-13) vs. Pomona-Pitzer, Dec. 31, 2009
- 92.3 (24-of-26) vs. Pt. Loma Nazarene, Dec. 3, 2005
- Opp.: 100.0 (9-of-9) by San Diego Christian (88-69), Nov. 26, 2010
- NCAA: 87.0 (20-of-23) by Weber State (Arizona 68-59), March 21, 2014

Three-Point Field Goals

Most Three-Point Field Goals

- 17 vs. Wyoming, Jan. 29, 2011
- 16 vs. UC San Diego, Dec. 2, 2002
- 14 vs. St. Katherine College, Dec. 27, 2013
- 14 vs. South Dakota State, March 3, 2006
- 13 vs. Colorado State, Jan. 12, 2013
- 13 vs. UNLV, Feb. 24, 2001
- 13 vs. Oklahoma State, Dec. 30, 2000
- Opp.: 19 by Troy State (93-84), Nov. 30, 2003
- NCAA: 13 by Air Force (78-69 Illinois), March 16, 2006

Most Three-Point Field Goals Attempted

- 33 vs. Wyoming, Jan. 29, 2011
- 33 vs. UC San Diego, Dec. 2, 2002
- 29 vs. Colorado State, Jan. 12, 2013
- 28 vs. Long Beach State, Nov. 21, 2003
- 27 vs. UC Riverside, Dec. 22, 2014
- 27 vs. McNeese State, Dec. 21, 2013
- 27 vs. Arkansas-Pine Bluff, Nov. 21, 2012
- 27 vs. South Dakota State, March 3, 2006
- 27 vs. Norfolk State, Nov. 21, 2001
- 27 vs. Fresno State, Jan. 31, 1998
- 27 vs. Brigham Young, Nov. 14, 1997
- Opp.: 40 by Troy State (93-84), Nov. 30, 2003
- NCAA: 27 by Stephen F. Austin (UCLA 77-60), March 23, 2014; by Washington (75-61 Utah State), March 16, 2006; by Air Force (78-69 Illinois), March 16, 2006

Highest Three-Point FG Percentage

- 81.8 (9-of-11) vs. UC San Diego, Nov. 15, 2006
- 69.2 (9-of-13) vs. New Mexico, Jan. 25, 2006
- 64.7 (11-of-17) vs. UC Santa Barbara, Dec. 6, 2012
- 63.6 (14-of-22) vs. St. Katherine College, Dec. 27, 2013
- 62.5 (5-of-8) vs. New Mexico, Feb. 16, 2011
- Opp.: 61.5 (8-of-13) by UNLV (64-79), Feb. 11, 2003
- NCAA: 57.9 (11-of-19) by Cincinnati (84-59 Brigham Young), March 15, 2001

Viejas Arena Records



SIX CONSECUTIVE NCAA TOURNAMENT APPEARANCES ► NINE-TIME MW CHAMPIONS

Other Statistics

Most Assists

- 33 vs. Campbell, Dec. 12, 2006
Opp.: 24 by Washington, Dec. 27, 2003
NCAA: 24 by Arizona (84-61 Gonzaga), March 23, 2014

Most Steals

- 17 vs. St. Katherine College, Dec. 27, 2013
Opp.: 17 by Southern California, Dec. 20, 1999
NCAA: 15 by Arizona (84-61 Gonzaga), March 23, 2014

Most Turnovers

- 28 vs. UNLV, Jan. 26, 2002
Opp.: 29 by Hawai'i, Feb. 20, 1999
NCAA: 22 by Utah State (Washington 75-61), March 16, 2006, and by UNCG (Stanford 89-60), March 15, 2001

Fewest Turnovers

- 3 vs. Pomona-Pitzer, Dec. 31, 2009
Opp.: 5 by Colorado State, Feb. 25, 2012, UC Riverside, Dec. 19, 2011
NCAA: 6 by Arizona (84-61 Gonzaga), March 23, 2014

Most Blocked Shots

- 11 vs. Washington, Dec. 8, 2013
11 vs. Wyoming, Jan. 29, 2011
11 vs. Wyoming, Jan. 21, 2002
Opp.: 11 by Colorado State (69-72), Feb. 1, 2003
NCAA: 12 by Arizona (68-59 Weber State), March 21, 2014

Individual Single-Game

Points

- 34, Aerick Sanders vs. Portland, Dec. 31, 2003
33, Tony Bland vs. Houston, Jan. 29, 2002
31, Jamaal Franklin vs. Colorado State, Feb. 25, 2012
31, Jamaal Franklin vs. UC Davis, Nov. 13, 2011
31, Evan Burns vs. New Mexico, Feb. 24, 2003
Opp.: 43, Ruben Douglas, New Mexico, Feb. 24, 2003
NCAA: 37, Marvin O'Connor, St. Joseph's vs. Stanford, March 17, 2001

Field Goals Made

- 13, Aerick Sanders vs. Portland, Dec. 31, 2003
12, Billy White vs. Wyoming, Feb. 14, 2009
12, Brandon Heath vs. Brigham Young, Feb. 24, 2007
12, Brandon Heath vs. Wyoming, Jan. 22, 2005
12, Evan Burns vs. New Mexico, Feb. 24, 2003
12, Tony Bland vs. Houston, Jan. 29, 2002
Opp.: 15, Courtney Alexander, Fresno State, Feb. 25, 1999
NCAA: 15, Marvin O'Connor, St. Joseph's vs. Stanford, March 17, 2001

Field Goals Attempted

- 24, Randy Holcomb vs. Florida Atl., Nov. 30, 2000
23, Brandon Heath vs. Wyoming, Jan. 23, 2005
23, Brandon Heath vs. Wyoming, Jan. 3, 2007
22, Brandon Heath vs. UCSB, Nov. 19, 2004
22, Randy Holcomb vs. Arizona State, Dec. 16, 2000
22, Matt Watts vs. Southern California, Nov. 29, 1997
Opp.: 26, Ruben Douglas, New Mexico, Feb. 24, 2003
NCAA: 21, Kirk Haston, Indiana vs. Kent State, March 15, 2001

Field Goal Percentage (Min 6 FGM)

- 100.0 (12-12), Billy White vs. Wyoming, Feb. 14, 2009
100.0 (11-11), Aerick Sanders vs. E. Wash., Dec. 20, 2003

- 100.0 (6-6), Garrett Green vs. Wyoming, Feb. 22, 2012
100.0 (6-6), Billy White vs. Colorado State, March 5, 2011
100.0 (6-6), Mike Mackell vs. Colorado State, Jan. 19, 2002
NCAA: 88.9 (8-9), Jamaal Davis, Cincinnati vs. Kent State, March 17, 2001

Free Throws Made

- 17, Brandon Heath vs. UNLV, Feb. 12, 2005
14, Jamaal Franklin vs. Colorado State, Feb. 25, 2012
12, Xavier Thames vs. Colorado State, Feb. 1, 2014
12, Lorenzo Wade vs. New Mexico, Jan. 21, 2009
12, Marcus Slaughter vs. UNLV, Jan. 14, 2006
12, Marcus Slaughter vs. Washington State, Dec. 10, 2005
12, Matt Thomas vs. Air Force, Feb. 28, 2005
12, Marcus Slaughter vs. UCSB, Nov. 19, 2004
Opp.: 15, Ruben Douglas, New Mexico, Feb. 24, 2003
NCAA: 12, Marcus Smart, Oklahoma State vs. Gonzaga, March 21, 2014; Kevin Pangos, Gonzaga vs. Oklahoma State, March 21, 2014

Free Throws Attempted

- 17, Brandon Heath vs. UNLV, Feb. 12, 2004
15, Jamaal Franklin vs. Colorado State, Feb. 25, 2012
15, Lorenzo Wade vs. New Mexico, Feb. 21, 2009
15, Marcus Slaughter vs. Washington State, Dec. 10, 2005
14, 11 times
Opp.: 16, Ruben Douglas, New Mexico, Feb. 24, 2003
NCAA: 19, Marcus Smart, Oklahoma State vs. Gonzaga, March 21, 2014

Free Throw Percentage (Min. 9 FTA)

- 100.0 (17-17), Brandon Heath vs. UNLV, Feb. 12, 2005
100.0 (12-12), Xavier Thames vs. Colorado State, Feb. 1, 2014
100.0 (9-9), Jamaal Franklin vs. CSUB, Jan. 2, 2013
100.0 (9-9), Marcus Slaughter vs. PLNU, Dec. 3, 2005
Opp.: 100.0 (9-9), Brandon Ewing, Wyo., Feb. 14, 2009
NCAA: 100.0 (10-10), Davion Berry, Weber State vs. Arizona, March 21, 2014

Three-Point Field Goals Made

- 8, John Sharper vs. South Dakota State, March 3, 2006
7, Al Faux vs. Oklahoma State, Dec. 30, 2000
6, Chase Tapley vs. UC Santa Barbara, Dec. 6, 2012
6, D.J. Gay vs. Air Force, Jan. 19, 2011
6, Brandon Heath vs. TCU, Feb. 18, 2006
6, Steve Sir vs. UC San Diego, Dec. 2, 2002
6, Jason Richey vs. SMU, Jan. 15, 1998
6, Josko Visnjic vs. Southwest Texas, Nov. 26, 1997
Opp.: 7, Jermaine Lewis, UNLV, Feb. 11, 2003
and Adam Spanich, USC, Nov. 29, 1997
NCAA: 8, Jean Felix, Alabama vs. Marquette, March 16, 2006

Three-Point Field Goals Attempted

- 14, Jason Richey vs. BYU, Nov. 14, 1997
13, Josko Visnjic vs. Fresno State, Jan. 31, 1998
12, Matt Shrigley vs. Air Force, Dec. 31, 2014
12, Jamaal Franklin vs. Colorado State, Jan. 12, 2013
12, John Sharper vs. South Dakota St., March 3, 2006
12, Brandon Heath vs. TCU, Feb. 18, 2006
Opp.: 16, Damon Jackson, Fresno State, Dec. 8, 2001
NCAA: 11, Deshaunt Walker, Stephen F. Austin vs. UCLA, March 23, 2014; Jean Felix, Alabama vs. Marquette, March 16, 2006

Three-Point FG Pct. (Min. 4 3FGA)

- 100.0 (4-4), Deandre Moore vs. BYU, Feb. 11, 2002
87.5 (7-8), Al Faux vs. Oklahoma St, Dec. 30, 2000
83.3 (5-6), David Abramowitz vs. SCC, Dec. 2, 1998
80.0 (4-5), Aqeel Quinn vs. Wyoming, Feb. 11, 2014
80.0 (4-5), D.J. Gay vs. San Diego, Dec. 11, 2010
Opp.: 100.0 (4-4), Keion Mitchem, TCU, Jan. 16, 2010
NCAA: 80.0 (4-5), Matt McCraw, Air Force vs. Illinois, March 16, 2006 and by Jay Joseph, UNCG vs. Stanford, March 15, 2001

Rebounds

- 20, Marcus Slaughter vs. UNLV, Jan. 14, 2006
18, Kawhi Leonard vs. CS Fullerton, Dec. 9, 2009
17, Josh Davis vs. McNeese State, Dec. 21, 2013
17, Kawhi Leonard vs. UNLV, Jan. 12, 2011
17, Marcus Slaughter vs. Washington State, Dec. 10, 2005
Opp.: 17, Drew Gordon, New Mexico, Feb. 15, 2012, Uche Nsonwu-Amadi, Wyoming, Jan. 21, 2002
NCAA: 16, Joel Bolomboy, Weber State vs. Arizona, March 21, 2014

Assists

- 11, Lorenzo Wade vs. Colorado State, March 1, 2008
► 11, Richie Williams vs. South Dakota State, March 3, 2006
► 11, Deandre Moore vs. Wyoming, March 1, 2001
► 11, Deandre Moore vs. Sacramento St., Dec. 2, 2000
► 11, Bradley Jackson vs. High Point, Jan. 2, 2000
9, Chase Tapley vs. Pomona Pitzer, Dec. 31, 2009
9, Brandon Heath vs. UC San Diego, Nov. 27, 2005
9, Tony Bland vs. Norfolk State, Nov. 21, 2001
9, Deandre Moore vs. New Mexico St., Nov. 21, 2000
Opp.: 11, Marmet Williams, San José St., Jan. 29, 1998
NCAA: 10, Dee Brown, Illinois vs. Air Force, March 16, 2006

Steals

- 7, Chase Tapley vs. UC Davis, Nov. 13, 2011
► 7, Deandre Moore vs. Colorado State, Feb. 1, 2003
6, Richie Williams vs. Utah, Jan. 27, 2007
6, Matt Watts vs. Southern Cal College, Dec. 19, 1997
5, 19 times
Opp.: 6, Mike Housman, UMBC, Dec. 20, 2005
NCAA: 6, Briante Weber, VCU vs. Stephen F. Austin, March 21, 2014; Marcus Smart, Oklahoma State vs. Gonzaga, March 21, 2014

Blocked Shots

- 6, Skylar Spencer vs. Colorado State, Feb. 14, 2015
6, Skylar Spencer vs. CSUN, Nov. 14, 2014
6, Malcolm Thomas vs. Wyoming, Jan. 29, 2011
6, Malcolm Thomas vs. Saint Mary's, Dec. 1, 2010
6, Malcolm Thomas vs. UC Riverside, Dec. 29, 2009
Opp.: 7, Jakob Poeltl, Utah, Nov. 18, 2014
NCAA: 6, Aaron Gordon, Arizona vs. Weber State, March 21, 2014, Kaleb Tarczewski, Arizona vs. Weber State, March 21, 2014

► - Indicates Viejas Arena record.

NCAA refers to the 2001 & 2006 First and Second Rounds and the 2014 Second and Third Rounds, which were played in Cox/Viejas Arena.