Winners of Eight Straight, San Diego State Plays Host to Perennial Power Utah on Saturday Afternoon at Cox Arena

San Diego State (16-6 overall; 9-1 Mountain West Conference), winners of eight consecutive conference games, looks to extend its longest winning streak in 22 years and its longest conference winning streak in 39 years on Saturday afternoon when the Aztecs play host to Utah (11-10/4-6 MWC). Both winning streaks are the longest since San Diego State starting playing Division I basketball in 1970-71.

Tipoff is scheduled for 12:04 p.m. PST with the contest being broadcast via ESPN+Plus. The game will be shown in San Diego County on Channel 4 San Diego. Rich Cellini (play-by-play) and Irv Brown (analysis) will call the action. Ted Leitner will provide the call on radio, XPRES 1090-AM.

The Aztecs avenged their only conference loss of the season and only loss this calendar year with a 61-51 victory over Air Force on Wednesday night. Trailing 35-31 with 16:31 to play, San Diego State used a 15-0 run to seize control of the game and the Falcons never got closer than five points the rest of the way.

Junior forward Mohamed Abukar led all scorers with 18 points, connecting on 8-of-12 attempts from the field. Junior forward Marcus Slaughter recorded his sixth double-double in seven games with 16 points and a game-high 15 rebounds. It marked the fifth time this season that the MWC preseason player of the year has pulled down at least 15 rebounds in a game. Freshman point guard Richie Williams had 11 points, six assists and four rebounds, while Brandon Heath, who on Monday earned his fourth career MWC player of the week honor, added 10 points, five assists and three steals.

San Diego State enjoyed a 33-20 rebound advantage and joined Washington as the only teams to defeat Air Force by double figures this season.

Utah improved to 11-10 overall and 4-6 in conference play following a 79-60 victory over Brigham Young on Wednesday night at the Huntsman Center. Four Utah players scored at least 13 points and Luke Nevill recorded a double-double with 14 points and 10 rebounds.

Saturday marks the 59th meeting between the teams with Utah owning a comfortable 48-10 lead in the series. Earlier this season, the Aztecs snapped a six-game series losing streak, a 22-game losing streak at the Huntsman Center and a 23-game losing streak to the Utes in Salt Lake City, with a 72-67 victory on Jan. 11 (one month ago game day). Heath scored 21 points and added eight assists and six rebounds in the victory for SDSU.

San Diego State is 10-1 this season at home and has won eight consecutive games at Cox Arena. That is the longest home win streak for SDSU in four years.

MWC Standings

Pl.	Team	MWC W	MWC L	Overall W	Overall L
1.	▶ SDSU	9	1	16	6
2.	UNLV	7	2	13	8
3.	Air Force	6	4	18	5
	Brigham Young	6	4	14	7
5.	New Mexico	5	5	14	9
	Wyoming	5	5	12	11
7.	Utah	4	6	11	10
8.	TCU	1	8	5	18
9.	Colorado State	1	9	12	11

Saturday, February 11

Utah at San Diego State, noon PT
Wyoming at Air Force, 3 p.m. PT
UNLV at Brigham Young, 5 p.m. PT
New Mexico at TCU, 5 p.m. PT

How To Get Tickets

As of Friday morning, more than 8,000 tickets were distributed for San Diego State's Saturday afternoon game with Utah.

Tickets are available through the following outlets:

▶ Cox Arena Box Office - Friday from 10 a.m.-4 p.m.; Saturday from 9 a.m. through the end of the game.

▶ GoAztecs.com - Available 24 hours a day until 8 a.m. Saturday (you can print your tickets after purchasing)

▶ Aztec Center Box Office (SDSU Campus) - Friday from 8:30 a.m.-4 p.m.

▶ Qualcomm Stadium Window E - Friday from 9 a.m. to 5 p.m.

▶ Ticketmaster Outlets - Available until game time.

▶ Ticketmaster By Phone (619-220-TIXS) - Friday from 9 a.m. - 9 p.m.

Inside...

Player Bios .....Page 14
Last Time .....Page 29
Records Update ...Page 31
Game Recaps .....Page 34
Statistics .....Page 45

■ San Diego State owns the nation's 6th longest active win streak at eight games. This is SDSU's longest winning streak since the 1984-85 season.
▷ *Streaking in 2006, page 7*

■ San Diego State's MWC scoring margin of +9.3 ppg is the second best in league history behind Utah's 12.1 margin last season.
▷ *One of the Best MWC Teams Ever?, page 8*

■ Since juniors Mohamed Abukar, Brandon Heath and Marcus Slaughter were placed in the starting lineup together, SDSU has posted a 9-1 record.
▷ *The New Look Aztecs, page 10*

■ SDSU and Utah are meeting for the 59th time in school history. The Utes lead the all-time series 48-10 but SDSU is looking for a sweep of the regular-season series for just the second time in school history and first time since 1982.
▷ *The Series, page 4*

Aztecs At-A-Glance (16-6 Overall/9-1 Mountain West)

No.	Name (Career G/GS)	Pos.	Ht.	Wt.	Cl.	PPG	RPG	Misc.	Note ▶ - Probable Starters
00	Brett Hoerner (13/0)	F	6-11	206	Fr.	1.9	1.0	4 blks.	CH 9 pts., 1 assist, 2 steals, 2 blocked shots and 14 MP vs. UCSB
1	▶ Brandon Heath (81/76)	G	6-4	198	Jr.	17.8	3.2	3.2 apg	235 pts. in last 12 gms. (19.6 ppg); Made 36 of last 80 3FGA (45.0 pct.)
3	▶ Richie Williams (22/21)	G	5-9	158	Fr.	6.0	2.5	3.4 apg	Tied CH w/16 pts. at TCU; Team leader in asst. & steals, 3rd in mins.
15	John Sharper (108/27)	G	6-0	190	Sr.	8.3	1.5	41.6 3FGs	2 or more 3's in 17 of last 21 games; Scored 10 or more in 3 of last 5
20	Trimaine Davis (87/11)	C	6-7	235	Sr.	5.2	2.6	69.6 FGs	GW 3-pt. play at UW; SDSU was 1-3 when he was out w/knee injury
21	▶ Matt Thomas (48/14)	G	6-3	200	So.	1.5	1.1	1.2 apg	CH 7 assists vs. USM; One turnover or less in 15 of 18 games
24	Tim McGrath (13/0)	F	6-5	187	Fr.	0.7	1.1	0.4 apg	Played in 13 games; Logged 11+ mins. in 4 of his last 9 games
30	Chris Lamb (5/0)	F	6-10	231	Fr.	0.8	0.0	0.4 bpg	Grew nine inches during his prep career; Played CH 13 min. vs. WSU
33	Kyle Spain (19/18)	F	6-5	218	Fr.	10.2	6.2	1.4 spg	CH 18 points at Providence; 51.1 FG pct.; SDSU 9-1 when he scores 10+
34	▶ Mohamed Abukar (49/11)	F	6-10	216	Jr.	13.1	3.8	1.1 apg	CH 22 pts. (10-12 FGs) vs. CSU; SDSU has won 8 straight when he scores 10+
42	▶ Marcus Slaughter (76/64)	F	6-9	220	Jr.	17.4	10.9	2.0 apg	22nd 1K point scorer in SDSU history; 6 double-doubles in last 7 gms.
50	Mohamed Camara (50/29)	C	6-10	245	Sr.	2.9	4.2	52.9 FGs	Speaks 6 languages; Played 15 mins. in win at Wyoming

Head Coach: Steve Fisher (Illinois State, 1967) • 281-185 (15th full season overall) • 97-103 (seventh season at SDSU)
Assistant Head Coach: Brian Dutcher (Minnesota, 1982) **Assistant Coaches:** Gregg Gottlieb (UCLA, 1995), Mark Hughes (Michigan, 1989)
Director of Operations: Mark Fisher (Michigan, 2001) **Director of Player Development:** Matt Soria (San Diego State, 2001)
Athletic Trainer: Mark Haines (Metropolitan State College, 1987)

Media Information

SDSU Basketball Contacts

Mike May,
Assistant AD/MRD

Office	(619) 594-5547
Cell	(619) 957-8372
Home	(619) 644-1767
Fax	(619) 582-6541
E-Mail	mmay@mail.sdsu.edu
Web	goaztecs.com

Darin Wong,
Media Relations Assistant

Office	(619) 594-5547
E-Mail	dwong@projects.sdsu.edu

Weekly Press Conferences

For the sixth consecutive season, Steve Fisher will conduct a weekly news conference, followed by selected players.

Food courtesy Da Kine's will be provided prior to the news conference.

The next news conference is scheduled for **Tuesday, Feb. 14** at Cox Arena. Contact the media relations office for specific times.

MWC Teleconference

SDSU coach Steve Fisher will take part in the MWC weekly conference call every Monday during the rest of the season. The conference call begins at 9 a.m. PT, with Fisher going at 9:02-9:12 a.m. PT. The entire schedule is listed below.

GoAztecs.com

The official website of SDSU athletics, goaztecs.com, includes pregame notes, game and season statistics, postgame notes and quotes and quotes from weekly news conferences. The website is updated daily.

Aztec Sports Weekly

Once again this season, SDSU is teaming up with Channel 4 San Diego to produce Aztec Sports Weekly.

The 30-minute sports magazine show highlights the week in San Diego State athletics. Each week head coach Steve Fisher and a men's basketball player will review the previous week's action and look ahead to upcoming games.

Storylines

▶ San Diego State carries an eight-game winning streak into Saturday's game with Utah. That is the longest Aztec winning streak since an eight-game winning streak from Nov. 29-Dec. 22, 1984. The last time SDSU won at least nine consecutive games was Dec. 23, 1966-Jan. 28, 1967.

▶ It also is the sixth longest active win streak nationally, trailing only George Washington (11), Gonzaga (10), Memphis (10), Connecticut (10) and Bucknell (10), through Thursday's games.

▶ San Diego State improved to number 49 in the RPI following the victory over Air Force. That marks the Aztecs highest ranting since a final rating of 39 in 2001-02. The number is even more impressive when considering the fact that SDSU was ranked 208 following a 4-4 start.

▶ In addition to winning eight straight games, San Diego State has also won 10 of 11 and 12 of its last 14 games.

▶ The Aztecs have won eight consecutive conference games, their longest league winning streak in the 36 seasons at the Division I level. The last time San Diego State won eight straight league games was from Feb. 26, 1966-Feb. 17, 1967. The Aztecs have not won nine straight league games since winning 10 in a row from Feb. 7, 1958-Jan. 17, 1959.

▶ With nine league wins, SDSU has already posted its most conference victories since the 1984-85 team went 11-5 in WAC play. The Aztecs have also clinced a winning conference season for the first time since 1984-85.

▶ San Diego State is 10-1 at home this season and has won eight consecutive games at Cox Arena. It is SDSU's longest homecourt winning streak since winning nine straight contests from March 3, 2001-January 19, 2002.

▶ Although not on line Saturday, San Diego State has an impressive and significant road winning streak. The Aztecs have won four straight road games for the first time since winning four straight from Nov. 30, 2002-Jan. 11, 2003. The win streak has come against conference opponents making it the first time SDSU has won four straight league road games since winning six straight road games during a three season stretch from Feb. 9, 1968-Jan. 16, 1970 (streak covered a period of time when SDSU was in the CCAA, an independent and in the PCAA).

▶ San Diego State has won its last encounter with all nine Mountain West Conference teams. The Aztecs have also won on their most recent visit to six MWC facilities (Brigham Young's Marriott Center, UNLV's Thomas & Mack Center, Utah's Huntsman Center, TCU's Daniel-Meyer Coliseum, Wyoming's Arena-Auditorium and Colorado State's Moby Arena).

▶ For the season, San Diego State is shooting 47.1 percent. Only once in the past 17 seasons have the Aztecs shot that well for an entire season (2001-02, 47.6 percent). San Diego State is 8-1 this season when shooting 50 percent or better from the field, a number SDSU has reached in eight of its last 11 games.

▶ San Diego State claimed its fifth Mountain West Conference Player of the Week honor this season when Brandon Heath earned the honor on Monday. Juniors Heath and Marcus Slaughter have each won the award twice and freshman Kyle Spain has been honored once.

▶ Junior guard **Brandon Heath** earned co-Mountain West Conference Player of the Week honors on Monday marking the second time this season and the fourth time in his career he has won the award. He posted big numbers last Saturday at Fort Collins, scoring a game and season-high 28 points on 10-of-13 shooting, including 5-of-7 from three-point range. He added a game-high five assists, three steals and two rebounds. Heath has been outstanding of late, averaging 19.5 points in his last 11 games and connecting on 36 of his last 80 attempts (45.0 percent) from three-point range. He is the MWC leader in scoring, three point field goals made and free throw percentage.

▶ With his 10 points against Air Force, **Brandon Heath** has inched closer to fourth place on SDSU's all time scoring chart with 1,337 points. Next up for Heath will be Bob Brady in fourth position. Brady, who played with the Aztecs for three seasons in the early 1950s, ended his career with 1,389 points, leaving Heath 52 points shy of his mark entering Saturday's games.

▶ Junior forward **Marcus Slaughter** recorded his sixth double-double in seven games, the 11th of the season and the 23rd of his career with 16 points and a game-high 15 rebounds against Air Force on Wednesday. With 11 double-double this season, Slaughter has surpassed his single-season total from last season and he now ranks third on the career charts with 23 double-doubles (trailing Michael Cage (61) and Joel Kramer (26)). He also moved into eighth place on the career rebounding chart with 654 boards. He needs 33 rebounds to displace Aerick Sanders (686) for seventh place on the SDSU career chart.

▶ Through Monday's games, **Marcus Slaughter** ranked 10th in the nation in rebounding and is currently averaging 10.9 boards per game. He is currently averaging a double-double and is looking to become just the third SDSU player in the Division I era to average a double-double. Chris McMurray (1971-72) and Michael Cage (1980-81, 1982-83 and 1983-84) are the only two players to average a double-double in SDSU's 36 Division I seasons.

▶ Junior transfer **Mohamed Abukar** continues to make his presence felt. He has reached double figures in scoring in five straight games for the first time in his career and the Aztecs have won eight straight when he scores at least 10 points. He had a game-high 18 points against the Falcons on Wednesday on 8-of-12 field goal shooting. He is averaging 13.1 points per game and is connecting on 53.8 percent from the field.

The Series

This will be the 59th meeting between San Diego State and Utah, with the Utes owning a 48-10 series lead. SDSU snapped Utah's six-game series winning streak and 23-game series win streak in Salt Lake City with a 72-67 victory at the Huntsman Center on Jan. 11. That victory started the Aztecs current eight-game winning streak. SDSU is going for just its second season sweep of the Utes (1982).

Player Note

SDSU junior guard **Brandon Heath** has connected on 15 of his career 32 attempts (46.9 percent) from three-point range against Utah. He is averaging 14.2 points, 3.3 rebounds and 3.3 assists in six career meetings with Utah.

San Diego State

Record; MWC:	16-6; 9-1 MWC
Last Game:	vs. Air Force (W, 61-51)
Streak; Last 5:	W, 8; 5-0
rpiratings/collegerpi:	50/49
Head Coach:	Steve Fisher
Career Record:	281-185 (15th full)
SDSU Record:	97-103 (7th)
vs. Utah:	4-12

Utah

Record; MWC:	11-10; 4-6 MWC
Last Game:	vs. BYU (W, 79-60)
Streak; Last 5:	W, 1; 3-2
rpiratings/collegerpi:	137/136
Head Coach:	Ray Giacoletti
Career Record:	157-99 (9th)
Utah Record:	40-16 (2nd)
vs. San Diego State:	3-3

Schedule/Results

Date	Opponent (Television)	Time/Result	Note	Record	RPI	Sagarin
BP Top of the World Classic (Fairbanks, Alaska)						
N.17	at Alaska Fairbanks	W, 67-55	▶ Slaughter 13th career double-double (16 pts., 11 rebs.); Heath 23 pts., Davis CH 13 pts.	14-6	---	---
N.19	vs. Illinois-Chicago	L, 63-66	▶ Rebounds: UIC 36-30; Heath only Aztec player to reach double figures (18 pts.)	12-12	137	150
N.20	vs. Southern Mississippi	W, 79-51	▶ Aztecs use 40-9 run to blow game open; Break school-record with 76.9 3FG pct.	8-15	245	256
N.26	ALBANY (Ch. 4 San Diego)	W, 80-53	▶ Points in the paint: SDSU 36-16; Aztecs limit Albany to 34.7 FG pct.	15-8	135	166
N.30	at San Diego (Ch. 4 San Diego)	L, 80-90	▶ Four Aztecs score in double figures; Camara first career double-double (10 pts., 10 rebs.)	15-7	140	108
D.3	POINT LOMA NAZARENE	W, 88-77	▶ Rebounds: SDSU 47-31; Aztecs shoot season-high 92.3 pct. (24-26) from FT line	13-8	---	---
D.6	at California	L, 82-64	▶ Cal: 50.9 FG percent and forced 20 SDSU turnovers; Slaughter 22 pts., 13 rebs.	14-6	53	47
San Diego SLAM Presented (Cox Arena; San Diego, Calif.)						
D.10	USD vs. Fresno St. (Ch. 4 San Diego)	USD, 72-61	▶ Final score - San Diego 72, Fresno State 61			
D.10	WASHINGTON STATE (Ch. 4 San Diego)	L, 49-60	▶ Aztecs miss 23 straight field goal attempts in the 2nd half; Shoot 26.4 pct. for game	10-9	94	84
D.17	UC SANTA BARBARA (Ch. 4 San Diego)	W, 66-54	▶ Spain career-high 17 pts; Aztec frontcourt scores 44 points on 20-29 shooting	8-11	264	212
D.20	MD.-BALTIMORE CO.	W, 58-43	▶ Aztecs up 19 at half; Spain 16 pts., 9 rebs.; FG Pct.: SD 45.5, UMBC 31.7	8-14	293	279
D.27	at Providence (Ch. 4 San Diego)	L, 65-80	▶ Friars outrebounds SDSU, 49-32; Aztecs shoot 37.9 pct. from field; Heath 22 pts.	11-10	61	80
D.31	LOYOLA MARYMOUNT (Ch. 4 San Diego)	W, 84-68	▶ Heath 25 points; Five SDSU players in double figures; Rebs. SDSU 42, LMU 25	10-13	142	144
J.4	*COLORADO STATE (Ch. 4 San Diego)	W, 83-75	▶ SDSU wins fourth straight conference opener; Heath and Abukar score 22 points	12-11	131	123
J.7	*at Air Force	L, 62-65	▶ Aztecs rally from 13 down to take 2nd half lead; Heath 21 pts.; SDSU FG Pct. 56.8	18-5	51	53
J.11	*at Utah (Ch. 4 San Diego)	W, 72-67	▶ SDSU claims second ever win in SLC; Rebs: SD 35, UT 25; Heath 21 points	11-10	136	131
J.14	*UNLV (SportsWest)	W, 83-67	▶ Slaughter 20 pts. and 20 rebs.; First SDSU player w/20 rebs. since 1984 (Michael Cage)	13-8	91	87
J.18	*at TCU	W, 76-57	▶ Slaughter 23 pts. and 18 rebs.; First ever win over the Horned Frogs	5-18	273	243
J.21	*BRIGHAM YOUNG (SportsWest)	W, 88-61	▶ SDSU wins three straight in series for second time in history	14-7	71	85
J.25	*NEW MEXICO (SportsWest)	W, 75-69	▶ Five Aztec players scored in double figures; SDSU 3FG pct: 60.5 (Cox Arena record)	14-9	124	122
J.28	*at Wyoming (Ch. 4 San Diego)	ot-W, 78-77	▶ Davis completes 3-point play (:00.3) to lift SDSU to overtime win	12-11	171	154
F.4	*at Colorado State	W, 85-81	▶ SDSU shoots school-record MWC best 63.8 pct. from field; Heath/Slaughter: 53 pts.	12-11	131	123
F.8	*AIR FORCE (Ch. 4 San Diego)	W, 61-51	▶ Four Aztecs score in double figures; Abukar/Slaughter: 34 points, 17 rebounds	18-5	51	53
F.11	*UTAH (ESPN+Plus)	Noon PST	▶ Only win vs. Utah since '95 came at Cox on 1/18/03	11-10	136	131
F.16	*at UNLV (ESPN2)	7:00 p.m. PST	▶ Aztecs have three all-time wins at UNLV ('79, '02, '05); 2 of those under Fisher	13-8	91	87
F.18	*TCU (Ch. 4 San Diego)	7:05 p.m. PST	▶ 3rd straight game against an '05 postseason opponent; Frogs 3rd visit to SDSU	5-18	273	243
F.22	*at Brigham Young (SportsWest)	7:00 p.m. MST	▶ Walton's shot as time expired gave SDSU win at BYU last season	14-7	71	85
F.25	*at New Mexico (ESPN+Plus)	1:00 p.m. MST	▶ Aztecs are 4-23 at New Mexico; Holcomb had 23 pts., 9 rebs. in 2002 SDSU win	14-9	124	122
M.1	*WYOMING (Ch. 4 San Diego)	7:05 p.m. PST	▶ SDSU has won 2 of last 3 vs. UW at Cox; Last season Cowboys won in OT	12-11	171	154
M.3	SOUTH DAKOTA STATE (Ch. 4 San Diego)	7:05 p.m. PST	▶ 2nd meeting; Aztecs claimed 64-49 last year; Senior Night game	6-16	261	297
Mountain West Conference Basketball Tournament (Pepsi Center, Denver, Colo.)						
M.7	Preliminary Round		▶ San Diego State tries to repeat 2002 MWC championship run			
M.9	Quarterfinal Round					
M.10	Semifinal Round					
M.11	Championship Game					

** - Indicates Mountain West Conference game. Record, RPI and Sagarin is current as of Thur., Feb. 9*

Four Aztec Starters Score in Double Figures as Aztecs Win Eighth Straight with 61-51 Victory Over Air Force

SAN DIEGO -- San Diego State used a 15-0 run midway through the second half to defeat Air Force 61-51 on Wednesday night at Cox Arena.

With the victory, San Diego State extended its overall and conference and home winning streaks to eight games. The eight-game overall win streak ties the Division I era school record and the eight-game conference win streak is the longest in the Division I era and the longest in 39 seasons.

The victory also avenged SDSU's only league loss of the season, a 65-62 setback on Jan. 7 at Clune Arena.

The Aztecs trailed 35-31 with 16:31 to play, but used a 15-0 run to take control. Freshman guard Richie Williams scored the first six points of the spurt and ended the game with 11 points and six assists.

Junior Mohamed Abukar led all scorers with 18 points. The forward connected on 8-of-12 attempts from the field for the Aztecs. Marcus Slaughter posted his sixth double-double in seven games with 16 points and a game-high 15 rebounds. Brandon Heath also reached double figures with 10 points, five assists and three steals.

San Diego State shot just 44.2 percent from the field, but used a 33-20 rebound advantage to help overcome 2-for-16 shooting from three-point range. The Aztecs outscored the Falcons 21-6 at the free throw line.

The crowd of 11,718 was the fourth largest in Cox Arena history and the fifth largest in San Diego State history.

San Diego State 61, Air Force 51

Feb. 8, 2006 | Cox Arena at Aztec Bowl | San Diego, Calif.

Air Force	MP	FG	3FG	FT	R	F	A	TO	B	S	TP
Burtschi	32*	3-11	1-5	2-2	4	4	2	1	0	1	9
Nwaelele	38*	5-9	2-6	0-0	3	3	1	2	0	2	12
Frye	9*	1-3	0-1	0-0	3	0	0	1	0	0	2
McCraw	34*	3-8	1-4	0-0	1	2	2	4	0	1	7
Hood	40*	5-7	0-1	2-3	3	2	2	1	0	2	12
Henke	11	1-3	0-1	1-1	0	2	0	1	0	0	3
Anderson	26	2-5	1-2	1-1	4	2	3	1	0	1	6
Teets	10	0-0	0-0	0-0	1	3	1	0	0	0	0
Team					1						
Totals	200	20-46	5-20	6-7	20	20	11	11	0	7	51

SDSU	MP	FG	3FG	FT	R	F	A	TO	B	S	TP
Abukar	37*	8-12	0-1	2-4	2	1	0	0	0	1	18
Slaughter	32*	5-11	0-0	6-6	15	3	1	5	0	1	16
Heath	38*	2-7	0-5	6-6	3	3	5	3	0	3	10
Williams	37*	2-7	1-5	6-8	4	6	1	0	1	1	11
Thomas	14*	0-0	0-0	0-0	1	0	0	0	0	0	0
Sharper	31	1-5	1-5	0-0	5	2	2	2	0	0	3
Davis	11	1-1	0-0	1-3	1	0	0	0	0	0	3
Team					3						
Totals	200	19-43	2-16	21-27	33	13	14	11	0	6	61

Halftime: San Diego State 27, Air Force 27. **FG%:** San DIego State 44.2, Air Force 43.5. **3FG%:** Air Force 25.0, San Diego State 12.5. **FT%:** Air Force 85.7, San Diego State 77.8.
Officials: Dick Catmell, Tim Gabutero, Chris Rastatter.
Attendance: 11,718.

Contact Information

▶ SDSU

Mike May,
Assistant AD/MRD

Office	(619) 594-5547
Cell	(619) 957-8372
Home	(619) 644-1767
Fax	(619) 582-6541
E-Mail	mmay@mail.sdsu.edu
Web	goaztecs.com

▶ UTAH

Mike Lageschulte,
Men's Basketball Contact

Office	(801) 587-9162
Fax	(801) 581-4358
E-Mail	mlageschulte@huntsman.utah.edu
Web	utahutes.com

▶ UNLV

Andy Grossman,
Sports Information Director

Office	(702) 895-3207
Fax	(702) 895-0989
E-Mail	agrossman@ccmail.nevada.edu
Web	unlvrebels.com

Series Breakdown

The Series

Overall	Utah, 48-10
Overall Streak	SDSU, 1
MWC Era	Utah, 11-2
Div. I Era	Utah, 48-10
at SDSU	Utah, 18-7
at SDSU Streak	Utah, 2
at Cox Arena	Utah, 4-1
at Utah	Utah, 26-2
at Utah Streak	SDSU, 1
Fisher vs. Utah	4-12
Giacoletti vs. SDSU	3-3

▶ Statistical Comparison

	SDSU	Utah
Record	16-6	11-10
Conference Record	9-1	4-6
Scoring Offense	73.0	65.6
Scoring Defense	66.0	64.0
Scoring Margin	+7.0	+1.5
Rebound Margin	+5.1	+4.5
FG Percentage	47.1	47.1
FG Percentage Def.	43.2	43.2
3FG Percentage	39.4	36.8
3FG Percentage Def.	33.7	34.8
FT Percentage	71.5	66.8
Assists Per Game	12.8	13.7
Turnovers Per Game	16.4	16.1
Turnover Margin	-1.7	-3.1
A/TO Margin	0.8	0.9
Blocks Per Game	3.4	2.2
Steals Per Game	7.5	6.0

▶ Common Opponents

	SDSU	UTAH
Wash. St.	L, 49-60 (H)	L, 42-69 (N)
Air Force	W, 61-51	2/18 (H)
	L, 62-65	L, 44-66
BYU	W, 88-61	W, 79-60
	2/22 (A)	L, 60-72
CSU	W, 83-75	2/15 (H)
	W, 85-81	L, 78-84
UNM	W, 75-69	W, 64-49
	2/25 (A)	L, 53-64
UNLV	W, 83-67	L, 59-71
	2/16 (A)	2/22 (A)
TCU	2/18 (H)	W, 80-45
	W, 76-57	3/1 (A)
WYO	3/1 (H)	3/4 (H)
	ot-W, 78-77	W, 71-63

UTAH (11-10; 4-6 Mountain West)

No.	Name	Pos.	Ht.	Wt.	Cl.	PPG	RPG	Hometown (Last School)
1	Johnnie Bryant	G	6-0	190	So.	14.4	1.6	Oakland, CA (Ohlone College)
2	Lawrence Borha	G	6-3	205	Fr.	3.8	2.5	Staten Island, NY (Stoneridge Prep-Calif.)
3	Chris Grant	G	6-3	200	So.	1.7	1.4	Salt Lake City, UT (East HS)
10	Casey Iverson	G	6-2	200	Sr.	0.6	0.6	Salt Lake City, UT (College of Eastern Utah)
11	Tim Drisdom	G	6-3	215	Sr.	3.1	2.4	Artesia, CA (Calvary Chapel HS)
20	Bryant Markson	F	6-7	198	Sr.	14.4	5.7	Monrovia, CA (Monrovia HS)
21	Shaun Green	F	6-8	208	Fr.	7.4	4.2	Salt Lake City, CA (Olympus HS)
30	Chris Jackson	C	6-11	245	Sr.	8.1	4.3	Los Alamos, NM (Los Alamos HS)
32	Ricky Johns	G	6-3	190	Jr.	3.8	1.9	Bronx, NY (Monroe College)
41	Misha Radojevic	C/F	6-10	250	Jr.	---	---	Belgrade, Serbia (Polytechnic Academy)
50	Luke Nevill	C	7-1	250	Fr.	9.1	6.1	Perth, Australia (Kell HS-GA)
51	Jonas Langvad	F	6-11	236	Jr.	2.8	1.9	Skovlunde, Denmark (Falkonergaarden)

Head Coach: Ray Giacoletti - 40-16 in second year at Utah and 157-99 in ninth year overall
Assistant Coaches: Randy Rahe, Marty Wilson, Mike Score

San Diego State-Utah: The Series

▶ San Diego State and Utah are meeting for the 59th time, with Utah owning a 48-10 advantage including a 27-1 lead in games played in Salt Lake City.

▶ The Aztecs' win on Jan. 11, 2006, snapped a six-game series losing streak, a 22-game losing streak in the Huntsman Center and a 23-game losing streak to Utah in Salt Lake City. *More details can be found on this game at the end of this note.*

▶ San Diego State is going for its second season-sweep of Utah. The Aztecs only sweep of the Utes came in 1982. In 25 previous seasons the teams have met twice during the regular season, with Utah claiming 18 regular-season sweeps, six splits and SDSU with one sweep.

▶ Despite the win last month, Utah has still won 20 of the last 22 encounters.

▶ This is the 26th meeting between the teams in "America's Finest City", with Utah owning an 18-7 lead. The Utes have won the last two games at Cox Arena, dating back to a 58-56 Aztec win on Jan. 18, 2003.

▶ Last season, Utah claimed a 61-41 victory in San Diego on Feb. 5, 2005, and a 72-60 win in Salt Lake City on March 5, 2005. The scores are a bit misleading as the Aztecs held the lead for more than six minutes in San Diego in a game that featured five ties and four lead changes. Later in the season at the Huntsman Center, despite playing without Marcus Slaughter, SDSU led for 12:19 of a contest that had five ties and 16 lead changes. *More details can be found on both games at the end of this note.*

▶ The Series

Series: Utah leads, 48-10
Home: 7-18, **Away:** 2-26, **Neutral:** 1-4

Date	Location		Score
D.13.75	Salt Lake City (UT)	L	89-98
F.2.79	*Salt Lake City	L	74-76
M.3.79	*San Diego (SA)	L	87-100
J.26.80	*San Diego (SA) (d)	L	83-102
F.28.80	*Salt Lake City	L	91-112
J.10.81	*Salt Lake City (d) (18)	L	74-97
F.12.81	*San Diego (SA) (6)	L	53-62
J.30.82	*San Diego (SA)	W	75-62
F.25.82	*Salt Lake City	W	74-72
J.15.83	*Salt Lake City	L	57-64
F.9.83	*San Diego (SA)	W	63-61
J.19.84	*San Diego (SA)	L	68-74
F.18.84	*Salt Lake City	L	63-72
J.10.85	*San Diego (SA)	W	76-67
F.2.85	*Salt Lake City	L	65-67
J.10.86	*Salt Lake City	ot-L	89-93
F.8.86	*San Diego (SA)	L	58-59
M.6.86	^N-Laramie (QF)	W	73-71
J.17.87	*Salt Lake City (d)	L	65-93
F.28.87	*San Diego (SA)	W	75-62
J.7.88	*Salt Lake City	L	56-83
F.20.88	*San Diego (SA) (d)	L	48-50
J.14.89	*Salt Lake City	L	61-80
F.11.89	*San Diego (SA) (d)	L	77-80
M.9.89	^Salt Lake City (1R)	L	57-70
J.4.90	*San Diego (SA)	W	67-60
F.3.90	*Salt Lake City (d)	L	49-61
J.5.91	*San Diego (SA)	L	62-68
F.9.91	*Salt Lake City (17)	L	60-67
M.7.91	^N-Laramie (8) (QF)	L	56-67
F.8.92	*San Diego (SA)	L	53-72
F.27.92	*Salt Lake City	L	70-84
J.23.93	*Salt Lake City (22)	L	53-78
F.11.93	*San Diego (PG) (16)	L	77-88
M.11.93	^N-Salt Lake City (15) (DC) (QF)	L	64-85
J.22.94	*San Diego (PG)	W	76-73
F.12.94	*Salt Lake City	L	62-77
J.14.95	*Salt Lake City	L	56-67
F.16.95	*San Diego (PG)	L	51-61
M.9.95	^N-Albuquerque (22) (QF)	L	63-72
J.15.96	*San Diego (SA) (15)	L	59-67
F.17.96	*Salt Lake City (7)	L	74-88
J.16.99	*San Diego (CA)	L	53-79
F.11.99	*Salt Lake City (14)	L	38-86
J.10.00	*San Diego (-/24) (CA)	L	55-70
F.10.00	*Salt Lake City (21/20)	L	65-83
J.15.01	*Salt Lake City	L	39-58
F.10.01	*San Diego (CA)	L	63-76
J.14.02	*Salt Lake City	L	70-76
F.09.02	*San Diego (CA) (d)	L	53-70
J.18.03	*San Diego (CA) (d)	W	58-56
F.15.03	*Salt Lake City	L	62-76
F.7.04	*Salt Lake City	L	61-65
M.6.04	*San Diego (CA) (d)	L	53-66
M.11.04	^N-Denver (QF) (d)	L	69-75
F.5.05	*San Diego (21/22) (CA)	L	41-61
M.5.05	*Salt Lake City (16/15)	L	60-72
J.11.06	*Saly Lake City	W	72-67
F.11.06	*San Diego (CA)		

*N - Indicates neutral site. AG - Aztec Gym. PG - Peterson Gym. SA - Sports Arena. CA - Cox Arena. UT - Utah Classic, Time indicates time remaining when a game-winning shot occurred with less than five seconds left. Number after location indicates opponent national ranking at game time (AP or AP/Coaches). * - Indicates conference game.*

▶ Five of the last eight meetings in the series have been decided by six points or less with the Utes winning three of those five games.

▶ Junior guard Brandon Heath is 15-for-32 (46.9 percent) in his career from three-point range against Utah. In six career games, Heath is averaging 14.2 points, 3.3 rebounds, 3.3 assists and 2.0 steals. Earlier this season against Utah, Heath scored 21 points and added eight assists and six rebounds against the Utes.

▶ Current members of the Aztec team have combined to connect on 24-of-48 (50.0 percent) from three-point range. The breakdown by individual is Heath 15-for-32 (46.9 percent), Sharper 7-for-11 (63.6 percent), Slaughter 1-for-1 (100.0 percent), Abukar 1-for-1 (100.0 percent), Spain 0-for-1 (0.0 percent) and Thomas 0-for-1 (0.0 percent).

▶ Current Aztec player stats vs. Utah can be found on page five.

▶ Steve Fisher owns a 4-12 lifetime mark against Utah, earning a pair of victories while at Michigan. Fisher's squads defeated the Utes 81-65 on Dec. 1, 1990, in Ann Arbor, Mich., and 73-69 in the third-place game of the 1994 Maui Classic in Lahaina, Hawaii. That victory over the Utes in Maui was Fisher's 125th career victory.

▶ The Aztecs and Steve Fisher are 3-3 lifetime against Utah coach Ray Giacoletti. San Diego State faced the first-year Utes coach three consecutive seasons while he was at Eastern Washington. The Aztecs claimed an 86-58 victory on Dec. 20, 2001, lost 75-70 on Nov. 23, 2002 and won 79-66 on Dec. 20, 2003. All three of those games were played at Cox Arena.

SDSU Players vs. Utah

PLAYER	GP-GS	Min-Avg	FG-FGA	Pct	3FG-FGA	Pct	FT-FTA	Pct	Rebs	Avg	PF	FO	A	TO	Blk	Stl	Pts	Avg	Hi
Heath, Brandon	6-5	189-31.5	33-70	.471	15-32	.469	4-9	.444	20	3.3	9	0	20	14	1	12	85	14.2	23
Slaughter, Marcus	5-5	154-30.8	18-32	.563	1-1	1.000	19-28	.679	29	5.8	15	1	0	5	0	0	56	11.2	18
Sharper, John	8-3	137-17.1	8-17	.471	7-11	.636	2-2	1.000	5	0.6	8	0	8	6	0	4	25	3.1	9
Abukar, Mohamed	1-1	33-33.0	7-12	.583	1-1	1.000	1-2	.500	7	7.0	3	0	1	5	1	1	16	16.0	16
Davis, Trimaine	6-0	51-8.5	8-13	.615	0-0	.000	0-0	.000	5	0.8	7	0	0	2	3	0	16	2.7	10
Thomas, Matt	3-1	56-18.7	5-15	.333	0-1	.000	5-7	.714	5	1.7	7	0	3	5	0	4	15	5.0	14
Camara, Mohamed	3-2	59-19.7	5-13	.385	0-0	.000	0-0	.000	11	3.7	9	0	2	4	2	3	10	3.3	4
Williams, Richie	1-1	17-17.0	1-1	1.000	0-0	.000	2-3	.667	2	2.0	4	0	0	3	0	1	4	4.0	4
Spain, Kyle	1-1	30.30.0	2-8	.250	0-1	.000	0-1	.000	7	7.0	5	1	0	2	0	1	4	4.0	4
McGrath, Tim	1-0	3-3.0	0-1	.000	0-1	.000	0-0	.000	0	0.0	0	0	0	0	0	0	0	0.0	0

LAST MEETING

San Diego State 72, Utah 67 | Jan. 11, 2006 | Huntsman Center

SALT LAKE CITY -- San Diego State used a 35-25 rebound advantage to end a 22-game losing streak at Utah with a 72-67 victory at the Huntsman Center.

The victory snapped a six-game losing streak to the Utes, a 22-game losing streak at the Huntsman Center and a 23-game losing streak to Utah in Salt Lake City.

It was the Aztecs second ever win at Utah and first since 1982.

Utah jumped up early and led 23-10 with 6:33 to play in the first half. The Aztecs started to chip away at the advantage and cut the deficit to two points on a Brandon Heath 30-foot jumper at the buzzer.

The Utes pushed the lead back to seven points early in the second half before the Aztecs used a 20-6 run to take the lead for good. Heath scored 13 of his game high 21 points during the spurt.

Heath, who reached the 20-point plateau for a career-best fifth straight game, added season-bests in assists (eight) and rebounds (six).

Utah pulled back to within one point, 67-66, with 2:59 to play. After the teams traded turnovers, SDSU got an offensive rebound from Mohamed Camara who found John Sharper for a wide-open three-pointer to give SDSU a 70-66 lead.

Utah had three three-point attempts to tie the game in the final 21 seconds but were unable to score.

Junior forward Mohamed Abukar scored 16 points and added seven rebounds, while junior forward Marcus Slaughter overcame foul trouble to contribute 14 points.

San Diego State made 25-of-50 shots from the field, marking the fourth straight game the Aztecs have shot at least 50 percent from the field.

San Diego State 72, Utah 67

Jan. 11, 2006 | Huntsman Center | Salt Lake City, Utah

SDSU	MP	FG	3FG	FT	R	F	A	TO	B	S	TP
Spain	*30	2-8	0-1	0-1	7	5	0	2	0	1	4
Abukar	*33	7-12	1-1	1-2	7	3	1	5	1	1	16
Slaughter	*25	2-2	0-0	10-12	1	5	0	3	0	0	14
Heath	*38	8-17	4-9	1-2	6	1	8	3	1	3	21
Williams	*17	1-1	0-0	2-3	2	4	0	3	0	1	4
Sharper	29	3-6	3-4	0-0	2	0	1	0	0	1	9
Davis	6	0-1	0-0	0-0	1	1	0	0	1	0	0
Thomas	1	0-0	0-0	0-0	0	0	0	0	0	0	0
McGrath	3	0-1	0-1	0-0	0	0	0	0	0	0	0
Camara	18	2-2	0-0	0-0	5	3	1	1	0	1	4
Team					4						
Totals	200	25-50	8-16	14-20	35	22	11	19	3	8	72

Utah	MP	FG	3FG	FT	R	F	A	TO	B	S	TP
Markson	*29	4-5	1-1	3-3	4	3	1	2	1	1	12
Green	*27	2-9	1-7	0-0	3	4	1	4	1	1	5
Jackson	*17	2-4	0-0	2-5	3	3	1	2	0	1	6
Bryant	*36	7-11	2-6	1-2	2	2	3	2	0	1	17
Grant	*26	1-6	0-1	1-2	3	1	5	0	0	1	3
Borha	8	0-1	0-0	0-1	1	1	1	0	0	0	0
Johns	22	3-6	2-5	1-2	2	3	0	0	0	0	9
Nevill	21	3-4	0-0	3-5	3	3	1	2	2	0	9
Langvad	14	2-4	0-1	2-2	1	1	1	1	0	0	6
Team					3						
Totals	200	24-50	6-21	13-22	25	21	14	13	4	5	67

Halftime: Utah 34, San DIego State 32. **FG%:** San Diego State 50.0, Utah 48.0. **3FG%:** San Diego State 50.0, Utah 28.6. **FT%:** San Diego State 70.0, Utah 59.1.
Officials: Robert Saffen, Mike Scypers, Mike Littlewood
Attendance: 9,816.

▸ As previously mentioned, San Diego State was 1-27 lifetime against Utah in Salt Lake City prior to this season, with the previous victory coming on Feb. 25, 1982. The Aztecs won 74-72 that day behind junior Keith Smith's 16 points and sophomore Michael Cage's 11 rebounds. The Aztecs ended the campaign with a 20-9 record and advanced to the NIT. Below is a look back at some of the popular items from that date and the year when SDSU claimed victory in the Huntsman Center.

Tidbits from the date:

No 1 Song	Centerfold - The J. Geils Band
No. 1 Album	Freeze Frame - The J. Geils Band
No. 1 Movie	On Golden Pond
Time Cover Story	Unemployment: The Biggest Worry
On 2/25/82	The final episode of "The Lawrence Welk Show" aired

Tidbits from that year (1982):

Top 3 TV Shows	60 Minutes, Dallas, M*A*S*H
Grammy (Album)	Toto IV
Tony (Musical)	Nine
Postage Stamp	20 cents
In 1982	Yale University offers a 14-week course on mastering the Rubik's Cube
In 1982	Atari introduces home version of Pac Man
In 1982	Home Box Office is introduced

MWC Individual Rankings (All Games)

Entering Sat., Feb. 11 games

Mohamed Camara

Off. Rebounding	8th (2.00)
Rebounding	18th (4.2)
Blocked Shots	15th (0.71)

Brandon Heath

Scoring	1st (17.8)
3FG Made	1st (2.64)
Free Throw Pct.	1st (85.7)
3FG Pct.	6th (41.1)
Assists	6th (3.23)
Ast./TO Ratio	8th (0.78)
Steals	9th (1.50)

John Sharper

3FG Made	3rd (2.36)
3FG Pct.	5th (41.6)

Marcus Slaughter

Rebounding	1st (10.9)
Off. Rebounding	1st (3.89)
Def. Rebounding	1st (7.05)
Scoring	2nd (17.4)
Free Throw Pct.	6th (79.3)
Blocked Shots	7th (1.11)

Kyle Spain

Off. Rebounding	6th (2.26)
Rebounding	8th (6.2)
Def. Rebounding	8th (3.95)
Steals	13th (1.37)
FG Pct.	13th (51.1)

Richie Williams

Assists	5th (3.41)
Steals	5th (1.73)
Ast./TO Ratio	6th (1.14)

MWC Team Rankings (All Games)

Category	Rank
Scoring Offense	3rd
Scoring Defense	4th
Scoring Margin	2nd
Free Throw Percentage	4th
FG Percentage	3rd
FG Percentage Defense	6th
3FG Percentage	2nd
3FG Percentage Defense	4th
Rebounding Total	5th
Rebounding Opp. Total	3rd
Rebounding Margin	**1st**
Blocked Shots	4th
Assists	7th
Steals	4th
Turnover Margin	6th
Assist-TO Ratio	7th
Offensive Rebounds	4th
Defensive Rebounds	6th
3FG Made	7th

MWC Individual Rankings (MWC Games)

Entering Sat., Feb. 11 games

Mohamed Abukar	
Field Goal Pct.	2nd (57.6)
Scoring	9th (13.7)
Off. Rebounds	13th (1.70)
Brandon Heath	
3FG Made	1st (2.70)
Scoring	1st (18.8)
Assists	3rd (4.10)
3FG Pct.	4th (42.9)
Steals	5th (1.80)
Free Throw Pct.	5th (83.0)
A-TO Ratio	9th (1.05)
Def. Rebounds	15th (3.20)
John Sharper	
3FG Pct.	5th (42.0)
3FG Made	6th (2.10)
Marcus Slaughter	
Rebounding	1st (11.6)
Def. Rebounds	1st (8.00)
Off. Rebounds	2nd (3.60)
Scoring	3rd (17.3)
Blocked Shots	5th (1.40)
FG Pct.	6th (52.8)
FT Pct.	7th (81.4)
Richie Williams	
Steals	2nd (2.10)
Assists	5th (3.70)
A-TO Ratio	8th (1.06)

MWC Team Rankings (MWC Games)

Category	Rank
Scoring Offense	**1st**
Scoring Defense	4th
Scoring Margin	**1st**
Free Throw Percentage	2nd
FG Percentage	**1st**
FG Percentage Defense	5th
3FG Percentage	**1st**
3FG Percentage Defense	3rd
Rebounding Total	4th
Rebounding Opp. Total	**1st**
Rebounding Margin	2nd
Blocked Shots	7th
Assists	4th
Steals	**1st**
Turnover Margin	6th
Assist-TO Ratio	7th
Offensive Rebounds	4th
Defensive Rebounds	5th
3FG Made	5th

No current Aztec player was born when San Diego State claimed that victory and head coach Steve Fisher was in his final season as an assistant coach at Western Michigan. Assistant head coach Brian Dutcher was completing work on his degree at Minnesota.

2005 MEETING AT THE HUNTSMAN CENTER

No. 16/15 Utah 72, San Diego State 60 | Mar. 5, 2005 | Huntsman Center

SALT LAKE CITY, Utah -- Andrew Bogut recorded his 20th double-double of the season with 20 points and 15 rebounds, leading No. 16/15 Utah past San Diego State 72-60 in the Huntsman Center.

The Utes capped a perfect 16-0 record at home and completed the best season in the history of the Mountain West Conference, topping Air Force's 12-2 league mark from a year ago.

Utah, which ran away with the top seed in the upcoming MWC tournament, got 18 points and eight rebounds from Justin Hawkins, while Marc Jackson added 10 points and seven assists.

Brandon Heath led San Diego State with 23 points and Matt Thomas scored 14 for the Aztecs, who kept the Utes' lead to single digits until the final minutes.

Thomas made two free throws with 3:57 left to get SDSU within six at 61-55, but Utah scored the next eight points. Bryant Markson and Hawkins hit back-to-back reverse layups and Hawkins added a free throw. Bogut then capped the run with a 3-pointer.

The Utes led 32-30 at halftime after shooting 64 percent in the first half. But the lead was still small because Utah also had just one more field goal (14) than it had turnovers.

LAST MEETING AT COX ARENA (2005)

No. 21/22 Utah 61, San Diego State 41 | Feb. 5, 2005 | Cox Arena at AZtec Bowl

SAN DIEGO - The No. 21/22 Utah Utes (19-3; 7-0) stayed undefeated in Mountain West Conference play Saturday with a 61-41 victory over San Diego State (9-11; 3-4) at Cox Arena.

The Utes were led by their sophomore center, Andrew Bogut, who turned in a team-high 15 points and 13 rebounds. Forward Justin Hawkins chipped in with 15 points, eight rebounds and Richard Chaney added 11 points in the win.

For San Diego State, forward Marcus Slaughter led all scorers with his 18 points, eight of which came from the free-throw line (8-12 FT). The sophomore from Riverside also grabbed a team-high eight rebounds.

But the story this season for the Aztecs has been field goal shooting percentage. SDSU shot 34.1 percent from the field compared to Utah's 46.2 percent. This marked the 22nd consecutive Aztec game in which the team with the higher field goal percentage has won the game.

Making matters worse for SDSU was its free-throw shooting. The Aztecs were just 9-for-16 from the charity stripe (56.3 percent), whereas the Utes shot 84.6 percent (11-13 FT) for the game.

Throughout the game, Utah used its tough perimeter defense to shut down one of the conference's most explosive offensive players in sophomore Brandon Heath. The Utes kept him in check only allowing him to score six points on 3-of-8 shooting. His scoring output was the lowest this season since he scored five against UC San Diego on Nov. 27.

LAST POSTSEASON MEETING

Utah 75, San Diego State 69 | March 11, 2004 | Pepsi Center | MWC Quarterfinals

DENVER - Aerick Sanders and San Diego State matched Utah shot for shot, but it wasn't enough as the Utes held off the Aztecs, 75-69, in the quarterfinals of the Mountain West Conference Championships.

Sanders had 18 points on 9-of-17 shooting, including 12 points in the first half, before fouling out late for San Diego State (14-16). The sixth-seeded Aztecs led 65-62 late and had plenty of chances down the stretch, but couldn not convert.

Utah (22-8) defeated San Diego State, 66-53, in the regular-season finale on March 6, but the game was much closer this time. The third-seeded Utes had 15 turnovers, mostly due to San Diego State's pressure, and was forced to hit 7-of-8 free throws in the final 1:10 to win.

After the teams traded leads for the majority of the second half, Utah went up 68-67 on a three-point play by Justin Hawkins with 1:47 left. Chris Walton had chance to put San Diego State back up with a short jumper in the lane, but his shot rimmed out. San Diego State forced a long three-point attempt by Jacobson at the other end, but Richard Chaney sneaked in for the rebound and hit two free throws to put Utah up 72-67 with 25 seconds left. Chaney finished with 14 points and eight rebounds.

Chris Walton chipped in with 14 points, while Brandon Heath scored 13 points in 32 minutes.

LAST SDSU VICTORY IN SAN DIEGO

San Diego State 58, Utah 56 | Feb. 18, 2003 | Cox Arena at Aztec Bowl

SAN DIEGO - The Aztecs utilized an 18-4 second-half run as well as clutch free-throw shooting and baskets from Tony Bland and Mike Mackell in the waning minutes to hold on for a 58-56 victory over Utah at Cox Arena.

The victory enabled San Diego State (11-4 overall, 2-0 Mountain West) to end eight seasons of futility and a 14-game losing streak to Utah (12-4/0-1 MWC) in the process of earning their school-record 11th straight victory over non-ranked opponents.

Utah had opened up a six-point lead before the Aztecs went on their second-half run over a 7:01 span, receiving six points from Mackell and five each from Deandre Moore and Evan Burns in the run to take a 49-41 lead with 6:27 left.

Utah responded with a 9-1 run to knot the game at 50. The Aztecs then called timeout and on the ensuing possession, Tony Bland hit a running jumper to put the Aztecs up by two.

A few free throws and a Mackell tip in made the lead four before a Nick Jacobson layup and an Aztec turnover gave the Utes the ball down by two points with 27 seconds remaining, but Johnsen's three-pointer rimmed out and SDSU's Aerick Sanders grabbed the rebound and made both free throws to give the Aztecs a four-point lead with six seconds left. Tim Frost's shot at the buzzer finalized the score at 58-56.

Mackell and Bland, who helped hold Utah leading scorer Nick Jacobson to 4-of-16 shooting, led the Aztecs with 13 points each.

Aztec Cliff Notes

The preseason favorite to win the Mountain West Conference, San Diego State has overcome playing without key components of the team during the non-conference campaign to post an 16-6 overall record and a 9-1 MWC mark. San Diego State has played great of late, winning eight straight, 12 of its last 14 games and is 9-1 since having all three of its main scoring weapons - Brandon Heath, Marcus Slaughter and Mohamed Abukar.

The Aztecs have played without MWC preseason player of the year Marcus Slaughter (missed three games), MWC newcomer of the year Mohamed Abukar (10 games) and team captain Trimaine Davis (four games) due to injuries (Slaughter and Davis) and NCAA transfer rules (Abukar). The result was nine different players earning starts and seven different lineups in the first 13 games of the season. The lineup has been more consistent of late with SDSU going with two guards (Brandon Heath and Richie Williams) and three forwards (Marcus Slaughter, Mohamed Abukar and Kyle Spain) starting the last seven of nine games. With Spain serving a team suspension, the Aztecs have looked to sophomore Matt Thomas in the starting lineup.

Despite missing three games, junior forward Marcus Slaughter has enjoyed a tremendous season. He is averaging a double-double at 17.4 ppg and 10.9 rpg. Prior to an injury in the Dec. 17th game against UC Santa Barbara, he had scored 22 or more points in four consecutive game for the first time in his career and had three consecutive double-doubles. The injury, a second degree MCL sprain to the left knee, kept him sidelined until he played in the league opener against Colorado State. He has posted double-doubles in six of his last seven games and has 143 points and 95 rebounds in his last seven games. He earned his second MWC player of the week honor of the season last month.

Slaughter is joined in the frontcourt by Mohamed Abukar. The junior transfer from Florida scored in double figures in his first three games in an Aztec uniform. Against Colorado State, he tied a career high with 22 points on 10-of-12 shooting from the field. He is averaging 13.1 points and 3.8 rebounds and has reached double figures in a career best five straight games.

The surprise of the season may be true freshman forward Kyle Spain. Spain is averaging 10.2 points, 6.2 rebounds and has played the second most minutes on the team behind Heath. He has connected on 51.1 percent of his field goal attempts and the Aztecs are 9-1 when he scores in double figures. He will miss his fourth straight game on Saturday as he serves a team suspension.

Junior Brandon Heath heads up the backcourt. He leads the MWC in scoring at 17.8 ppg and is shooting 41.1 percent from three-point range. Heath also leads the league in free throw percentage at 85.7. He has scored 20 or more points 11 times this season and 32 times in his career.

Another true freshman, Richie Williams, starts at the point guard position for the Aztecs. Williams has played in all 22 games and made 21 starts for SDSU. He leads the team in assists (75) and in steals (38), while averaging 6.0 points and 2.5 rebounds. He has had six assists on five occasions this season.

With the starting lineup now secure, San Diego State has quality experience off the bench.

Senior guard John Sharper may be the best three-point field goal shooter in the league. He is 52-of-125 (41.6 percent) this season and is among the league leaders in treys. He has made at least two three-point field goals in 17 of his last 21 games and has averaged just one turnover every 29.1 minutes this season. Sharper is averaging 8.3 ppg.

Senior center Trimaine Davis serves as the team captain and is instant energy when he enters the game. A 69.6 percent field goal shooter, Davis is averaging 5.2 ppg and 2.6 rpg. He has started six games this season and is averaging 16.8 minutes per game.

Senior center Mohamed Camara is one of the most improved players in the league. A big man that gives SDSU a wide body presence in the paint, he is averaging 2.9 ppg and 4.2 rpg. He has turned into an offensive threat but still continues to excel on the defensive end of the court.

▶ SDSU Leaders

Statistic	Name (Cl.)	Number
Scoring	♦Brandon Heath (Jr.)	17.8
Rebs.	♦Marcus Slaughter (Jr.)	10.9
Assists	Richie Williams (Fr.)	3.4
Steals	Richie Williams (Fr.)	1.7
Blocks	Marcus Slaughter (Jr.)	1.1
FG Pct.	Marcus SLaughter (Jr.)	50.8
3FG Pct.	John Sharper (Sr.)	41.6
FT Pct.	♦Brandon Heath (Jr.)	85.7
3FGM	♦Brandon Heath (Jr.)	2.6

♦ Indicates player leads MWC in category.

▶ SDSU NCAA Rankings

Statistic	NCAA Rk.	Number
3FG Pct.	11th	40.7
Rebound Margin	37th	+4.8
FG Percentage	44th	47.2

♦ Rankings according to the NCAA through Mon., Feb. 6th games.

Streaking in 2006

San Diego State has a number of winning streaks on the line Wednesday against Air Force. Below is a look at a couple of the streaks and their significance. In italics, is what the streak would grow to with a victory and its significance.

Category	Streak	Note
Overall Winning Streak	8	6th longest active streak nationally (through Wed. games); longest SDSU winning streak since winning since an 8-game winning streak from Nov. 29-Dec. 22, 1984.
a win Saturday...	*9*	*longest since SDSU won nine straight from Dec. 23, 1966-Jan. 28, 1967.*
Conference Winning Streak	8	longest since SDSU won eight straight league games was from Feb. 26, 1966-Feb. 17, 1967.
a win Saturday...	*9*	*longest since SDSU won 10 straight from Feb. 7, 1958-Jan. 17, 1959.*
Home Winning Streak	8	12th longest homecourt winning streak in 85-year SDSU history; longest home court winning streak since winning nine straight come contests during the March 3, 2001-January 19, 2002.
a win Saturday...	*9*	*see above*

The Aztecs have a pair of road winning streaks that, although they are not onthe line Saturday, are rather impressive. The next time these two streaks will be tested is at UNLV on Feb. 16.

Mountain West

Standings

Through 2/9	MWC		Overall	
School	W	L	W	L
SDSU ◀	9	1	16	6
UNLV	7	2	13	8
Air Force	6	4	18	5
BYU	6	4	14	7
New Mexico	5	5	14	9
Wyoming	5	5	12	11
Utah	4	6	11	10
TCU	1	8	5	18
Colorado St.	1	9	12	11

Schedule and Results

Wed., Feb. 8
at Utah 79, BYU 60
at Wyoming 67, TCU 65
New Mexico 80 at Colorado St.78
at SDSU 61, Air Force 51

Sat., Feb. 11
Utah at SDSU, Noon
Wyoming at Air Force, 3 p.m.
UNLV at BYU, 5 p.m.
New Mexico at TCU, 5 p.m.
All Times Pacific

Preseason MWC Poll

Pl.	School (1st Place Votes)	Pts.
1.	**San Diego State (10)**	**173**
2.	Utah (6)	159
3.	UNLV (3)	137
4.	Air Force (2)	123
5.	New Mexico	120
6.	TCU	89
7.	Wyoming (1)	74
8.	Colorado State	65
9.	Brigham Young	50

MWC Teleconference

SDSU coach Steve Fisher will take part in the MWC weekly conference call every Monday during the rest of the season. The conference call begins at 9 a.m. PT, with Fisher going at 9:02-9:12 a.m. PT. The entire schedule is listed below.

Time	Speaker
9:00 a.m.	Call begins
9:02 a.m.	Steve Fisher, SDSU
9:12 a.m.	Dave Rose, BYU
9:22 a.m.	Dale Layer, CSU
9:32 a.m.	Ritchie McKay, UNM
9:42 a.m.	Neil Dougherty, TCU
9:52 a.m.	Lon Kruger, UNLV
10:02 a.m.	Ray Giacoletti, Utah
10:12 a.m.	Jeff Bzdelik, Air Force
10:22 a.m.	Steve McClain, Wyo.
10:32 a.m.	Craig Thompson

SDSU Season and Career Totals

▶ Double-Digit Scoring Games 2005-06

		Number
Brandon Heath	20	16-4
Marcus Slaughter	16	12-4
Kyle Spain	10	9-1
John Sharper	10	8-2
Mohamed Abukar	9	8-1
Richie Williams	4	4-0
Trimaine Davis	3	3-0
Mohamed Camara	2	1-1

▶ Double-Digit Scoring Games Career

		Number
Brandon Heath	68	36-32
Marcus Slaughter	51	26-25
John Sharper	14	11-3
Mohamed Abukar	12	10-2
Kyle Spain	10	9-1
Trimaine Davis	8	4-4
Richie Williams	4	4-0
Mohamed Camara	2	1-1

▶ 20-Plus Scoring Games 2005-06

		Number
Brandon Heath	11	8-3
Marcus Slaughter	8	5-3
Mohamed Abukar	1	1-0

▶ 20-Plus Scoring Games Career

		Number
Brandon Heath	32	17-15
Marcus Slaughter	16	8-8
Mohamed Abukar	2	2-0
Matt Thomas	1	0-1

▶ 10-Plus Rebound Games 2005-06

		Number
Marcus Slaughter	12	10-2
Mohamed Camara	2	1-1
Kyle Spain	2	1-1

▶ Double-Double Games 2005-06

		Number
Marcus Slaughter	11	9-2
Kyle Spain	1	1-0
Mohamed Camara	1	0-1

▶ Double-Double Games 2005-06

		Number
Marcus Slaughter	23	14-9
Kyle Spain	1	1-0
Mohamed Camara	1	0-1
Matt Thomas	1	0-1

Record in listed games to the right of total number.

Category	Streak	Note
Conference Road Winning Streak	4	longest SDSU conference win streak in the Division I era (36 seasons) and longest since a *6-game stretch from Feb. 9, 1968-Jan. 16, 1970 (streak covered a period of time when SDSU was in the CCAA, an independent and in the PCAA)*
Road Winning Streak	4	longest since winning 4-game road win streak occurring Nov. 30, 2002-Jan. 11, 2003

Of the 334 Division I schools, the Aztecs current seven-game winning streak is the sixth longest streak entering Friday's games. Below is a look at the longest active winning streaks as of Friday, Feb. 10.

Pl.	Team	Streak	Next Opponent (Date)
1.	George Washington	11	at Saint Joseph's (Saturday)
2.	Gonzaga	10	vs. Stanford (Saturday)
	Memphis	10	vs. Marshall (Saturday)
	Bucknell	10	at Holy Cross (Saturday)
	Connecticut	10	at Seton Hall (Saturday)
6.	**San Diego State**	**8**	**vs. Utah (Saturday)**

One of the Best MWC Teams Ever?

It's a bit premature to make that statement, but what San Diego State has done through the first half of the league rotation can not be ignored. The Aztecs have posted a 9-1 record to date, aided by winning four league road games. San Diego State (and UNLV) join eight other teams as the only MWC squads to post three conference road wins in the first half of the league season. The other eight teams went on to either win or share the league title.

As impressive, is San Diego State's scoring margin of +9.3 would rank second in league history behind only Utah's +12.1 margin set last season. Below is a look at the all-time best scoring margins in league history.

Pl.	Team	Season	Scoring Margin	Final Record	MWC	Postseason
1.	Utah	2004-05	+12.1	29-6	13-1	NCAA
2.	***San Diego State***	***2005-06***	***+9.3***	***16-6***	***9-1***	
3.	Brigham Young	2002-03	+8.7	23-9	11-3	NCAA
4.	UNLV	1999-00	+7.9	23-8	10-4	NCAA
5.	Air Force	2005-06	+7.8	18-4	6-3	
	Brigham Young	2000-01	+7.8	24-9	10-4	NCAA
7.	Air Force	2003-04	+7.6	22-7	12-2	NCAA
8.	Utah	1999-00	+7.0	23-9	10-4	NCAA

The Eight-Game Conference Win Streak

With eight consecutive conference wins, San Diego State has posted its longest single-season league win streak since in Division I history and its longest since Feb. 9-Mar. 1, 1968.

Below is alook at the longest league winning streaks of the Division I era and how those teams ended up doing.

Division I Era Longest Conference Winning Streaks

Pl.	Streak Dates	Streak	Conference	Final	Conf.	Postseason
1.	**CURRENT: Jan. 11, 2006-**	**8**	**MWC**			
2.	Jan. 23, 1982-Feb. 13, 1982	6	WAC	20-9	11-5	NIT
	Feb. 9, 1978-Feb. 25, 1978	6	PCAA	19-9	11-3	none
	Feb. 28, 1974-Feb. 6, 1975	6	PCAA	14-13	6-4	NCAA*
5.	Mar. 3, 1984-Jan. 12, 1985	5	WAC	23-8	11-5	NCAA **
6.	Feb. 28, 2002-Jan. 11, 2003	4	MWC	21-12	7-7	NCAA ***
	Mar. 2, 1994-Jan. 4, 1996	4	WAC	15-14	8-10	none ****
	Feb. 7, 1985-Feb. 16, 1985	4	WAC	23-8	11-5	NCAA
	Jan. 27, 1983-Feb. 3, 1983	4	WAC	18-10	8-8	none
	Jan. 24, 1976-Feb. 5, 1976	4	PCAA	16-13	5-5	NCAA

* - Streak spanned two seasons, final record and postseason taken from 1974-75 season because four of the games during the winning streak occured during that season.
** - Streak spanned two seasons, final record and postseason taken from 1984-85 season because four of the games during the winning streak occured during that season.
*** - Streak was split evenly between the two seasons, with final record and postseason taken from the 2001-02 season.
**** - Streak was split evenly between the two seasons, with final record and postseason taken from the 1995-96 season.

The Eight-Game Overall Win Streak

On Saturday afternoon, San Diego State looks to break its 36-season Division I record winning streak of eight games. The current streak of eight games is tied for the longest in DI history.

Below is alook at the longest winning streaks of the Division I era and how those teams ended up doing.

Division I Era Longest Winning Streaks

Pl.	Streak Dates/Seasons	Streak	Conference	Final	Conf.	Postseason

1.	**CURRENT: Jan. 11, 2006-**	**8**	**MWC**			
	1984-85	8	WAC	23-8	11-5	NCAA
2.	1982-83	7	WAC	18-10	8-8	none
	1981-82	7	WAC	20-9	11-5	NIT
	1977-78	7	PCAA	19-9	11-3	none
	1971-72	7	PCAA	18-10	7-5	none

At 9-1, San Diego State is off to its best conference start in its 36 seasons at the Division I level. The last time SDSU won nine of its first 10 conference games was when the 1966-67 NCAA Division II quarterfinal squad finished league play at 9-1.

With the fast start, the Aztecs have matched their best league start in the 85-season history of San Diego State basketball. In addition to the 1966-67 team, the 1957-58 squad won nine of its first 10 and also finished the conference season at 9-1.

This marks just the ninth time in the Division I era that the Aztecs have a winning conference record after nine games.

If history is any indication, the solid league start is a good indicator the season will end up well for SDSU. In the Division I era, only four Aztec teams have opened up by winning six of their first eight conference games. Of those four, two went on to the NCAA Tournament and one advanced to the NIT. Three of the four ended the season with a winning record and two won at least 20 games.

How far has the San Diego State program come? The nine conference wins this season are more than the Aztecs posted in the entire conference seasons in the past 20 years. The nine league victories is SDSU's highest conference win total since 1984-85 when the Aztecs went 11-5 in the Western Athletic Conference. San Diego State's last winning league record came was also in 1984-85 (11-5) and the Aztecs last regular-season conference title was a share for the PCAA crown in 1977-78 (11-3).

In 10 conference games this season (9-1), SDSU has matched its victory total (9) from the previous 28 league games (9-19).

The 22-Game Start

At 16-6, San Diego State is off to its best 22-game start since opening the 1984-85 season with a 17-5 record. Since that time the Aztecs best record after 22 games was 13-9 in both 1995-96 and 2001-02, meaning that regardless of the outcome on Saturday, SDSU already has clinched its best 22-game record since the 1984-85 campaign.

This marks the third best start in the Division I era, with the two previous best starts yeilding trips to the postseason (NCAA in 1984-85 and NIT in 1981-82).

Nice Jump

By winning 12 of its last 14 games, San Diego State has moved from 226 in the RPI on Nov. 30 and No. 208 in the rating on Dec. 10 to its current position of 49 (as of Friday, Feb. 10).

During the 2003-04 season, the Aztecs peaked at 68 following a victory over Iowa State on Jan. 3 of that season and this marks the Aztecs' highest ranking since finishing the 2001-02 season at 39.

San Diego State has seen its RPI improve or stay the same following 10 of its last 11 games. The Aztecs have improved 159 spots from their Dec. 10 RPI of 208.

The Aztecs now own the best RPI in the league.

This shows a rather significant improvement over where the Aztecs have finished the previous couple of seasons in the RPI. After finishing 39 in the 2001-02 NCAA Tournament season, the Aztecs ended the last three campaigns at 99 (2002-03 NIT season), 117 (2003-04) and 186 (2004-05) in the RPI.

Winning Big

With the 10-point victory vs. Air Force on Feb. 8, San Diego State recorded its 11th double-digit victory of the season.

During the Steve Fisher era, the number of double-digit victories has been a good indicator to the total number of victories. In the 2001-02 NCAA Tournament season, the Aztecs went 21-12 and had 13 victories by 10 or more points. The following season, SDSU was 16-14, advanced to the second round of the NIT and had 11 double-digit wins. The last two seasons, the Aztecs combined for just 10 double-digit win totals.

This season, San Diego State has brought back the blowout win, already having recorded 11 double-digit victories. Through just 22 games this season, the Aztecs have posted their highest season total in the category since the 2002-03

▶ SDSU Best Conference Record After 10 Games/Div. I Era

Rk.	Season	10-Game	Final Record	Overall Record
1.	**2005-06**	**9-1**		
2.	1984-85 **	7-3	11-5	23-8
	1981-82 *	8-2	11-5	20-9
4.	1977-78	7-3	11-3	19-9
	1976-77	7-3	9-3	13-15

*** - indicates advanced to NCAA Tournament. * - indicates team advanced to NIT.*

▶ SDSU Best Overall Record After 22 Games/Div. I Era

Rk.	Season	22-Game	Overall Record	PS
1.	1984-85	17-5	23-8	NCAA
	1981-82	17-5	20-9	NIT
3.	**2005-06**	**16-6**		
4.	1982-83	15-7	18-10	none
	1971-72	15-7	18-10	none
6.	1983-84	14-8	15-13	none
	1978-79	14-8	15-12	none
	1977-78	14-8	19-9	none

PS - Indicates postseason.

▶ RPI Ratings

Date	Opponent	Postgame Result	RPI
N.30	at San Diego	L, 80-90	226
D.3	PLNU	W, 88-77	212
D.6	at California	L, 64-82	205
D.10	Washington St.	L, 49-60	208
D.17	UCSB	W, 66-54	188
D.20	UMBC	W, 58-45	142
D.27	at Providence	L, 65-80	169
D.31	LMU	W, 84-68	151
J.4	Colorado St.	W, 83-75	127
J.7	at Air Force	L, 62-65	119
J.11	at Utah	W, 72-67	105
J.14	UNLV	W, 83-67	97
J.18	at TCU	W, 76-57	97
J.21	Brigham Young	W, 88-61	99
J.25	New Mexico	W, 75-69	83
J.28	at Wyoming	ot-W, 78-77	76
F.4	at Colorado State	W, 85-81	55
F.8	Air Force	W, 61-51	49

▶ Double-Digit Victories by Season

Below is a look at the most double digit victories in the past five seasons.

Season	W-L	Gms.	Wins By 10+ Pts.
2001-02	21-12	33	13
2002-03	16-14	30	11
2003-04	14-16	30	6
2004-05	11-18	29	4
2005-06	16-6	22	11

Slaughter and Heath Together

▶ Situational Record 2005-06

	Number	
Both Score 10+ Pts	14	12-2
Both Score 20+ Pts	4	3-1
Combine 33+ Pts	12	11-1
Combine 40+ Pts	5	4-1

▶ Highest Scoring Games 2005-06

	BH	MS	Tot.
at Colorado St.	28	25	53
at San Diego	24	23	47
Point Loma	20	25	45
at TCU	19	23	42
at UAF	23	16	39
at Wyoming	14	24	38

Brandon Heath

▶ Situational Record 2005-06

	Number	
Ast. => TOs	10	8-2
50+ FG Pct.	6	5-1
4+ Rebounds	8	8-0

Marcus Slaughter

▶ Situational Record 2005-06

	Number	
50+ FG Pct.	10	7-3
Multiple Blocks	6	5-1
Makes 10 FTs	5	4-1
Less than 2 TOs	4	4-0

Record in listed games to the right of total number.

Slaughter on the SDSU Career Charts

Rk.	Category	Number
3.	Rebound Avg. (DI)	8.6
3.	Double-Doubles	23
4.	Free Throws (DI)	326
6.	Rebounds (DI)	654
9.	Blocks	68
10.	Scoring (DI)	1,047
16.	Field Goal Pct. (DI)	48.0
15.	Steals	86
16.	Scoring Avg. (DI)	13.8

Slaughter on the MWC Career Charts

Rk.	Category	Number
4.	Offensive Rebounds	249
6.	Rebounds	654
15.	Blocked Shots	68
23.	Free Throw Pct.	73.4
27.	Steals	86
24.	Scoring	1,074

** - as of Feb. 9.*

SDSU Single-Season Efficiency Rating Per Game

Rk	Name	EPG	Yr.
1.	Michael Cage	29.29	84
2.	Michael Cage	25.61	83
3.	Steve Malovic	22.96	79
4.	**•Marcus Slaughter**	**22.42**	**06**
5.	•Aerick Sanders	21.13	04
6.	Marty Dow	20.31	91
7.	Michael Cage	19.89	81
8.	Leonard Allen	18.84	85
9.	Anthony Watson	18.82	86
10.	Kim Goetz	18.23	79
11.	•Marcus Slaughter	18.22	05

season.

The 11 double-digit wins in 22 games this season equals the total number San Diego State had in the 65 games prior to this season.

San Diego State also claimed three straight wins by at least 10 points from Jan. 14-21 (actualy, all three wins were by at least 16 points) for the first time since defeating Monmouth (Nov. 22), UC San Diego (Nov. 27) and San Diego (Dec. 1) in the 2004-05 campaign. The last time SDSU posted three straight double-digit conference wins was Air Force (Feb. 22), New Mexico (Feb. 24) and Wyoming (Mar. 1) of the 2002-03 campaign.

Heath Claims Mountain West Conference Player of the Week Honor

San Diego State junior guard Brandon Heath has been named co-Mountain West Conference Player of the Week for the period ending February 5 after guiding the Aztecs to a conference road win at Colorado State on Feb. 4. Heath, who is being honored for the fourth time in his career and second time this season, shares the award with Brigham Young's Rashaun Broadus.

Heath's four career weekly awards ties Michael Cage and Aerick Sanders for most player of the week awards in school history.

A native of Los Angeles, Heath played all 40 minutes en route to a season-high 28 points on 10-of-13 shooting, including 5-for-7 from 3-point distance in leading San Diego State (now 16-6/9-1 MWC) to its seventh straight victory. His 10 field goals and three steals were season highs, while his five 3-point baskets tied a career high. Heath also joined guards Matt Thomas and Richie Williams for game-high honors with five assists. For the game, Heath either scored or assisted on half of San Diego State's 30 field goals.

The junior guard's hot shooting was a major reason SDSU shot 63.8 percent for the game, its highest ever in an MWC contest. He scored 17 first-half points as San Diego State overcame a seven-point deficit to take a six-point halftime advantage. As the game tightened up down the stretch, Heath once again took over, scoring six consecutive points during the second half to help the Aztecs secure the victory.

With Saturday's performance, Heath recorded his 11th 20-plus scoring game of the season and the 32nd of his career. In his last 11 games, he has scored 225 points (20.5 ppg). For his career, Heath has 1,327 career points and is fifth on SDSU's all-time scoring list.

▶ SDSU Mountain West Conference Players of the Week

Season	Date	Name
2000-01	D.18.00	Randy Holcomb
	J.8.01	Randy Holcomb
2001-02	D.3.01	Tony Bland
	D.10.01	Al Faux
	J.14.02	Randy Holcomb
2002-03	F.10.03	Aerick Sanders
	M.3.03	Evan Burns
2003-04	F.10.03	Aerick Sanders
	D.22.03	Aerick Sanders
	J.5.04	Aerick Sanders
2004-05	D.6.04	Brandon Heath
	J.17.05	Brandon Heath
2005-06	D.12.05	Marcus Slaughter
	D.19.05	Kyle Spain
	J.16.06	Brandon Heath
	J.23.06	Marcus Slaughter
	F.6.06	Brandon Heath

The New Look Aztecs

Since San Diego State has started all three of its preseason award winners - MWC preseason player of the year Marcus Slaughter, MWC preseason first-team member Brandon Heath and MWC preseason newcomer of the year Mohamed Abukar - the Aztecs have posted a 9-1 record.

Included in that stretch are SDSU's first victory at Utah since 1982, just its fifth ever victory at Wyoming, fourth ever win at Colorado State and an eight-game conference winning streak, which is the school's Division I record.

In looking at the numbers to the right, the most impressive thing is that SDSU has made improvements in many statistical categories despite playing a much tougher schedule.

In addition to Abukar entering the lineup, the time frame also corresponds with when Marcus Slaughter returned to the lineup from his second degree MCL injury, which forced him to miss three games.

▶ The Abukar Difference

Category	Before	After	Diff.
Record	7-5	9-1	
Points	70.2	76.3	+6.1
Points Allowed	65.1	67.0	-1.9
Scoring Margin	+5.2	+9.3	+4.1
FG Percentage	44.8	49.9	+5.1
3FG Percentage	38.9	39.9	+1.0
FT Percentage	65.6	78.8	+13.2
Rebound Margin	+4.8	+5.5	+1.1

Starting the Year Right

With the win at Wyoming on Jan. 28, San Diego State opened the 2006 calendar year in style, posting a 7-1 record in January. The seven victories are the most in a single month since the Aztecs posted an 8-2 record in January, 1985.

With its 7-1 record in January, it marks the best winning percentage in a full month of games (does not count partial months like November) since February of 1978, when SDSU posted an identical 7-1 record.

Freshman Contributions

It is easy to get lost in preseason hype and the dynamic duo of Marcus Slaughter and Brandon Heath and think that San Diego State is a team made up of upperclassmen. But that is not the case as two of the three leaders in minutes played are true freshmen.

So far this season, the Aztecs' three true freshmen have played major roles and have impressed up to this point. Point guard Richie Williams has started 21 games and is averaging 6.0 points and a team-high 3.4 assists per game in 26.9 minutes of action. He has also recorded six or more assists on five occasions. The freshman point guard had his best game of the season against Loyola Marymount posting career highs in points with 16 and rebounds with seven. He also tied his season high for assists with six against the Lions and dished out another six against Colorado State in the MWC

▶ SDSU Freshmen Class Game-By-Game

Opponent	GP	GS	Pts.	Reb.	As.
at Alaska-Fair.	3	1	9	9	4
vs. Ill.-Chicago	4	**2**	17	14	4
vs. So. Miss.	**5**	**2**	19	7	3
Albany	**5**	**2**	**26**	7	6
at San Diego	4	**2**	9	11	6
PLNU	4	**2**	23	**16**	7
at California	4	**2**	9	10	**8**
Washington St.	4	**2**	14	13	5
UCSB	5	2	27	9	3
UMBC	4	1	21	**16**	2
at Providence	3	**2**	22	12	1
LMU	3	**2**	**26**	13	7
Colorado St.	2	2	21	7	7
at Air Force	3	2	16	8	6
at Utah	3	2	8	9	0
UNLV	2	2	19	4	6
at TCU	3	2	**26**	12	7
BrighamYoung	**5**	2	12	5	4
New Mexico	2	2	19	5	5
at Wyoming	2	1	6	7	2
at Colorado St.	1	1	2	1	5
Air Force	1	1	11	4	6

opener and in both games against Air Force.

Kyle Spain is another who has played significant minutes and has started 18 games. Spain has played the fifth-most minutes on the team (528) and is averaging 10.2 points and 6.2 rebounds. So far this season, Spain has a double-double at TCU (10 points, 10 rebounds), 10 double-digit scoring games to his credit, including a career-best 18 at Providence, and two double-digit rebounding game (10 vs. Illinois-Chicago, 10 at TCU). He leads the MWC among freshmen in rebounding and is fourth among the league's class in scoring. Thanks to his 17 point, seven rebound and five steal performance against UC Santa Barbara, the freshman earned his first Mountain West Conference Player of the Week award joining former Aztec Evan Burns and Utah's Andrew Bogut as the only freshmen in the conference's history to win the weekly honor.

Brett Hoerner is the third freshman of SDSU's nationally ranked recruiting class and has played well in limited minutes. The freshman from Fullerton, Calif., has seen action in 13 games and is averaging 6.5 minutes per contest. In 85 overall minutes this season, Hoerner has 25 points, 13 rebounds and four blocks. Per 40 minutes this season, Hoerner is averaging 11.1 points, 5.8 rebounds and 1.9 blocks per game. Against UC Santa Barbara when Marcus Slaughter went down with a knee injury, Hoerner stepped in and contributed a career high nine points in 14 minutes of action. He has been an important piece to San Diego State's start as he has been able to come into the game off the bench and play well when called upon.

Two redshirt freshmen are also contributing. Tim McGrath has played in 13 SDSU games, logging double-digit minutes in four of the last nine contests he has played. He has nine points and 14 rebounds in 94 total minutes this season. Meanwhile, Chris Lamb has played in five games this season and posted a career-high 13 minutes against Washington State in the San Diego Slam.

Slaughter's 20-20 Performance

Marcus Slaughter, the Mountain West Conference preseason player of the year, proved that he is fully recovered from his MCL injury last month following 20 points, 20 rebounds and five blocked shots against UNLV.

The 20-rebound performance was the first by an Aztec player since Michael Cage pulled down 21 rebounds at Wyoming on Feb. 6, 1984.

Slaughter's 20-rebound effort were also a Cox Arena record, a Steve Fisher era record and the most by an Aztec player in a Mountain West Conference game.

By scoring 20 points, Slaughter recorded just the fifth 20-20 game in the school's Division I history. This marked the third time it has occurred in a conference game following Steve Malovic in 1979 and Michael Cage in 1984.

Below is a list of the five 20 point-20 rebound games since SDSU went to the Division I ranks prior to the 1970-71 campaign.

Date	Player	Opponent	Points	Rebounds
Dec. 21, 1971	Chris McMurray	Chapman	32	23
Feb. 24, 1979	Steve Malovic	at New Mexico*	23	23
Dec. 4, 1982	Michael Cage	Prairie View	22	20
Feb. 6, 1984	Michael Cage	at Wyoming*	40	21
Jan. 14, 2006	Marcus Slaughter	UNLV*	20	20

** - indicates conference game.*

▶ San Diego State Career 20-Rebound Performances

Rk.	Player	No.
1.	Michael Cage	7
2.	Al Skalecky	4
3.	**▶ Marcus Slaughter**	**1**
	Larry Jones	1
	Steve Malovic	1
	Chris McMurray	1

▶ San Diego State Career 15-Rebound Performances/ Division I Era

Rk.	Player	No.
1.	Michael Cage	25
2.	**▶ Marcus Slaughter**	**7**
3.	Aerick Sanders	5
4.	Leon Carter	4
	Marty Dow	4

Just for good measure, Slaughter added five blocked shots to his stat line against the Rebels. That tied a Cox Arena record for most blocked shots and were the most blocks for an Aztec player in a Mountain West Conference game.

In the next game, Slaughter flirted with the 20-20 mark against TCU, settling for 23 points, 18 rebounds and four assists. Couple those two efforts with 17 points and 14 rebounds against Brigham Young and Slaughter had a three-game total of 60 points, 52 rebounds seven blocked shots, seven assists and four steals.

In Good Company

With Kyle Spain being named Mountain West Conference Player of the Week on Dec. 19, the freshman joins some elite company. In the conference's seven year history, only two first-year players have received the conference's weekly award, former Aztec Evan Burns in 2003 and Utah's Andrew Bogut in 2004.

Burns, a former McDonald's All-American, helped San Diego State to the second round of the 2003 postseason NIT after posting a 16-14 regular season record. Burns also earned the MWC Freshman of the Year award in addition to league honorable mention accolades.

Bogut guided the Utes to a 24-9 record in 2004 and a berth in the NCAA Tournament. Like, Burns, he also won the MWC's Freshman of the Year award and was named to the all-conference second team.

The Difference

San Diego State is showing quite an improvement from last season's 11-18. A statistical comparison between last season and this season squads is listed left. One noticeable difference is improvements in all three shooting catregories (field goal, three-point field goal and free throw).

Defensively the Aztecs have also improved in defensive field goal percenatge and defensivbe three-point field goal percentage.

Below is a look at the Aztec defensive numbers in wins and losses. Opponents score 7.8 fewer points and shoot 12.1

percent lower from behind the arc, in Aztec wins.

Wins vs. Losses	Games	Opp. PPG	Opp. FG Pct.	Opp. 3FG Pct.	Opp. 3FGM
Wins	16	66.0	43.2	33.7	6.1
Losses	6	73.8	46.6	45.8	7.3

▶ THE DIFFERENCE

Category	05-06	04-05	Best Since
Record	15-6	11-18	
Conf. Record	8-1	4-10	
PPG	68.6	73.6	2001-02
Opp. PPG	71.1	66.7	1982-83
Scoring Margin	-3.5	+6.9	1984-85
FG Pct.	42.7	47.2	2001-02
Opp. FG Pct.	46.2	43.2	2001-02
3FG Pct.	32.5	40.7	1987-88
Opp. 3FG Pct.	35.8	34.1	2001-02
FT Pct.	69.4	71.1	1995-96
Reb. Margin	-2.4	+4.7	2002-03

The Blowouts

For the first time since 1981, San Diego State has recorded consecutive victories by at least 25 points. Aztec wins over Southern Mississippi (79-51) and Albany (80-53) also give SDSU as many 25-point-plus victories in the last two games as the Aztecs had in their previous 60 games combined.

The 55-point margin in consecutive victories is the fourth largest in San Diego State Division I era (beginning in 1970-71) and the largest during the Steve Fisher era.

You could make a case that although the recent two-game margin ranks fourth all-time, it may be more impressive than the three wider margins on the list. The record, set in 1981, was aided by playing a game against UC San Diego, which at the time competed at the Division III level. The second and third streaks were aided greatly by a 60-point victory over Morgan State and SDSU did not win either accompanying game by double figures.

Below is a look at the top 10 list in the category.

Top Ten Two-Game Point Differentials/Division I Era

Pl.	Date	Opponents	Score	Margin	Two-Game Total
1.	N.27.81	UC Santa Barbara	95-60	+35	
	N.30.81	UC San Diego	105-70	+35	+70
2.	N.29.84	at UC Irvine	86-77	+9	
	D.1.84	Morgan State	128-68	+60	+69
3.	D.1.84	Morgan State	128-68	+60	
	D.6.84	San Diego	57-53	+4	+64
4.	**N.20.05**	**Southern Mississippi**	**79-51**	**+28**	
	N.26.05	**Albany**	**80-53**	**+27**	**+55**
5.	N.27.04	UC San Diego	86-51	+35	
	D.1.04	San Diego	83-63	+20	+55
6.	N.27.01	UC San Diego	98-53	+45	
	D.1.01	CS Northridge	80-70	+10	+55
7.	N.30.00	Florida Atlantic	90-57	+32	
	D.2.00	Sacramento State	92-69	+23	+55
8.	F.15.85	Hawai'i	80-70	+10	
	F.20.85	US International	138-93	+45	+55
9.	D.9.72	Loyola Marymount	88-67	+21	
	D.15.72	Portland State	86-53	+33	+54
10.	D.6.90	Midwestern State	95-58	+37	
	D.8.90	Cal Poly Pomona	94-78	+16	+53

Aztecs Picked to Win MWC in 2005-06

The San Diego State men's basketball team was selected by members of the Mountain West Conference media to win the MWC crown for the upcoming 2005-06 men's basketball season the conference released on Oct 13. This marks the first time in school history that the Aztecs have been picked to win the title.

SDSU received 10 out of a possible 22 first place votes and a total of 173 points to earn the top spot in the annual poll. Defending regular season champion Utah was tabbed second with 159 points (six first place votes), while UNLV, last year's preseason pick, finished third with 137 points (three first place votes). Rounding out the poll are Air Force (123 points; two first place votes), New Mexico (120 points), TCU (89 points), Wyoming (74 points; one first place vote), Colorado State (65 points) and Brigham Young (50 points).

In addition to being picked to win the league, San Diego State took home a trio of individual honors at the annual preseason gathering. Junior forward Marcus Slaughter (17.8 ppg, 9.0 rpg in 04-05) was voted as the conference's top returning player, junior center Mohamed Abukar was selected as the conference's top newcomer while junior guard Brandon Heath (18.3 ppg, 3.7 apg in 04-05) earned a spot on the preseason all-MWC team.

Aztec Tidbits

San Diego State has been tied or held a lead in the rebound category in 16 of its last 19 games... Through 22 games this season, SDSU has held a lead at halftime 15 times, trailed five times (at California, at Providence, at Air Force, at Utah and UNLV) and has been tied twice (vs. Illinois-Chicago, vs. Air Force)... SDSU has rallied to win the last two times it has trailed at halftime... The Aztecs overcame 13-point deficits in Mountain West Conference play twice this season (at Air Force rallied from 13 down but loss the game and at Utah)... Brandon Heath is the only Aztec player to score in every game this season... The five freshmen have combined to play 1,319 minutes or 59.9 minutes per game and 29.8 percent of all the minutes... SDSU has made more free throws (371) than its opponents have attempted (367) this season... Earlier this season, for the first time since 1994, SDSU placed five scorers in double figures in consecutive games... Against Southern Mississippi, Slaughter, Heath, Sharper, Spain and Trimaine Davis all reached double figures... Against Albany, Slaughter, Heath, Sharper and Spain were joined by Williams... In 46 of SDSU's last 52 games, the team with the higher field goal percentage has won the game... 15 of SDSU's 22 games this season have been decided by 10 or more points... SDSU is 9-1 this season when Kyle Spain scored in double figures... The Aztecs are 14-2 this season and 78-22 in the Fisher era when posting a higher field goal percentage than its opponent.

San Diego State Player Notes

vs. Utah
February 11, 2006

00 Brett Hoerner

Forward, 6-11, 206, Fr.-HS
Fullerton, Calif. (Fullerton High)

	PPG	RPG	APG	FG	3FG	FT
05-06	1.9	1.0	0.1	52.9	0.0	58.3
MWC	1.0	0.0	0.0	100.0	0.0	0.0

Career Highs: Points: 9 vs. UCSB (12-17-05)
Rebounds: 4 vs. PLNU (12-3-05)
Assists: 1 vs. UCSB (12-17-05)

True freshman that has played in 13 of 22 games this season... Played 14 minutes twice this season... Against UCSB (12-17-05) he scored a career-best nine points... Had two blocked shots in the Albany game... Has 25 points, 13 rebounds and four blocked shots in 85 minutes this season.

1 Brandon Heath

Guard, 6-4, 198, Jr.-2L
Los Angeles, Calif. (Westchester High)

	PPG	RPG	APG	FG	3FG	FT
05-06	17.8	3.2	3.2	43.4	44.4	85.7
MWC	18.8	3.7	4.1	47.7	42.9	83.0

Career Highs: Points: 37 at UNLV (1-15-04)
Rebounds: 9 vs. Monmouth (11-22-04)
Assists: 9 vs. UCSD (11-27-04)

Preseason all-conference selection... Currently in 5th place on the school scoring chart at 1,337... Has 32 career 20-point games... Last nine games he is 36-for-80 from three-point range (45 percent)... Multiple treys in 22 of his last 25 games dating back to last season... Needs 52 points to tie Bob Brady for 4th place on SDSU career scoring chart.

3 Richie Williams

Guard, 5-9, 158, Fr.-HS
Spring Valley, Calif. (Steele Canyon High)

	PPG	RPG	APG	FG	3FG	FT
05-06	6.0	2.5	3.4	37.0	25.0	73.2
MWC	7.2	2.5	3.7	37.1	20.0	77.8

Career Highs: Points: 16 - two times
Rebounds: 7 - two times
Assists: 6 - five times

Became just the ninth freshman to start a season-opening game for Steve Fisher (joining Juwan Howard, Jalen Rose, Chris Webber, Jerod Ward, Albert White, Bradley Jackson, Steve Sir and Heath)... Started 21 games this season... Career-best 16 points, 7 rebs. and 6 assists vs. LMU (12-31-05)... 16 pts. at TCU (1-18-06)... 6 assists vs. USD, CSU, at AFA , vs. AFA.

15 John Sharper

Guard, 6-0, 190, Sr.-3L
Oakland, Calif. (St. Mary's High)

	PPG	RPG	APG	FG	3FG	FT
05-06	8.3	1.5	1.0	41.1	41.6	78.6
MWC	7.5	1.6	1.1	40.7	42.0	100.0

Career Highs: Points: 16 vs. BYU (1-21-06)
Rebounds: 5 - two times
Assists: 4 - two times

Once a walk-on, Sharper has progressed into a regular in the rotation... A career 39.8 percent three-point field goal shooter (3rd highest in school history) with 139 career treys... Made multiple three-pointers in 17 of his last 21 games... 52 of his 60 FGs this season are threes... Set CH with 16 points vs. BYU (1-21-06)... Only 19 turnovers in 553 mins. this season.

20 Trimaine Davis

Center, 6-7, 235, Sr.-3L
West Pittsburg, Calif. (Pittsburg High)

	PPG	RPG	APG	FG	3FG	FT
05-06	5.2	2.6	0.2	69.6	0.0	59.3
MWC	3.0	1.8	0.0	76.5	0.0	50.0

Career Highs: Points: 13 at Alaska Fair. (11-17-05)
Rebounds: 8 - two times
Assists: 4 vs. Albany (11-26-05)

Missed four games after undergoing arthroscopic knee surgery on 11-30-05... Returned to action vs. UCSB (12-17-05), scoring six points off the bench... Has three double digit games this season and seven in his last 27 games after reaching 10+ points once in his first 62 games... Connected on 39-of-56 attempts from the floor this season and is a career 60.5 percent shooter.

21 Matt Thomas

Guard, 6-3, 200, So.-1L
Riverside, Calif. (Martin Luther King High)

	PPG	RPG	APG	FG	3FG	FT
05-06	1.5	1.1	1.2	35.5	0.0	50.0
MWC	1.3	0.8	1.0	66.7	0.0	0.0

Career Highs: Points: 20 vs. Air Force (2-28-05)
Rebounds: 10 vs. UNLV (2-12-05)
Assists: 7 vs. So. Miss. (11-20-05)

Had a career-high seven assists and just one turnover in SDSU's game against Southern Miss (11-20-05)... Has come off the bench in 15 of 17 games this season... Has seven career double-digit scoring games... Scored in 33-of-47 games in his career... Recorded first double-double with 14 pts. and 10 rebs. vs. UNLV (2-12-05)... One turnover or less in 15 of 18 games.

24 Tim McGrath

Forward, 6-5, 187, Fr.-RS
Santa Monica, Calif. (Santa Monica High)

	PPG	RPG	APG	FG	3FG	FT
05-06	0.7	1.1	0.4	14.3	14.3	57.1
MWC	0.0	0.0	0.0	0.0	0.0	0.0

Career Highs: Points: 3 vs. So. Miss. (11-20-05)
Rebounds: 5 vs. UMBC (12-20-05)
Assists: 3 vs. PLNU (12-3-05)

Played in 13 of the last 20 games for the Aztecs, averaging 7.2 minutes per game...Logged 11 or more minutes in four of the last 12 games he has played in... Posted a career-high five rebounds in 11 minutes vs. UMBC (12-20-05)... Had a career-high three assists vs. PLNU (12-3-05)... Niine rebounds in his last 42 mins. on court... High jumped 6-10 in high school.

30 Chris Lamb

Forward, 6-10, 231, Fr.-RS
Louisville, Colo. (Monarch High)

	PPG	RPG	APG	FG	3FG	FT
05-06	0.8	0.0	0.0	100.0	0.0	0.0
MWC	2.0	0.0	0.0	100.0	0.0	0.0

Career Highs: Points: 2 - twice
Rebounds:
Assists:

Played a career-high 13 minutes against Washington State (12-10-05)... Recorded a steal and a blocked shot against the Cougars... Saw the first action of his collegiate career against Southern Miss. (11-20-05)... Played three minutes of action in the game... Scored his first points against Albany (11-26-05)... Is 2-2 from the field.

33 Kyle Spain

Forward, 6-5, 218, Fr.-HS
Newark, Calif. (Newark Memorial High)

	PPG	RPG	APG	FG	3FG	FT
05-06	10.2	6.2	1.2	51.1	54.2	61.3
MWC	9.1	5.1	1.6	51.1	70.0	68.8

Career Highs: Points: 18 at Providence (12-27-05)
Rebounds: 10 - two times
Assists: 4 at TCU (1-18-06)

Became just the third freshman in MWC history to earn player of the week honors... Started 18 games... Double-double (10 pts./10 rebs.) at TCU (1-18-06)... CH 18 pts. at Providence (12-27-05)... 17 pts. (8-10 FGs) vs. UCSB (12-17-05).. Fourth on the team in minutes... Second on the team in rebounding, fourth in scoring... MWC freshman leader in rebounding.

34 Mohamed Abukar

Forward, 6-10, 216, Jr.-TR
San Diego, Calif. (Rancho Bernardo High/Univ. of Florida)

	PPG	RPG	APG	FG	3FG	FT
05-06	13.1	3.8	1.1	53.8	33.3	73.7
MWC	13.7	3.7	0.8	57.6	37.5	83.3

Career Highs: Points: 22 - two times
Rebounds: 7 - two times
Assists: 5 vs. N'eastern (12-23-03)

Transferred from Florida to San Diego State at mid-semester last season... 10 or more points in nine of his 12 games at SDSU... Aztecs have won the last eight times he has 10+ points... Started his first game as an Aztec vs. LMU (12-31-05) and recorded 10 pts. and 7 rebs... Tied his career high with 22 points on 10-of-12 shooting against CSU (1-4-06).

42 Marcus Slaughter

Forward, 6-9, 220, Jr.-2L
Riverside, Calif. (J.W. North High)

	PPG	RPG	APG	FG	3FG	FT
05-06	17.4	10.9	2.0	50.8	0.0	79.3
MWC	17.3	11.6	2.4	52.8	0.0	81.4

Career Highs: Points: 28 vs. UCSB (11-19-04)
Rebounds: 20 vs. UNLV (1-14-06)
Assists: 6 vs. CSU (1-4-06)

Became the 22nd 1,000-point scorer in SDSU history after he scored 24 points at Wyoming (1-28-06)... Preseason MWC Player of the Year... Scored in double figures in 42 of his last 46 games... Ranks third in school history with 23 career double-doubles... Had a CH 20 rebounds vs. UNLV (1-14-06), only 5th 20-20 game in school history... 23 pts./18 rebs. at TCU (1-18-06).

50 Mohamed Camara

Center, 6-10, 245, Sr.-1L
Conakry, Guinea (Moore (Ky.) High/Riverside College)

	PPG	RPG	APG	FG	3FG	FT
05-06	2.9	4.2	0.3	52.9	0.0	22.6
MWC	1.3	1.8	0.3	55.6	0.0	40.0

Career Highs: Points: 10 - twice
Rebounds: 13 vs. Providence (12-31-04)
Assists: 3 vs. CSU (1-24-05)

A wide body center with good strength... Speaks six lanuanges and grew up playing soccer in Guinea... Recorded his first double-double of his career with 10 points and 10 rebounds at San Diego (11-30-05)... Has 49 rebounds in his last 13 games... Made 13 of his last 22 FGs... Last 5 gms: 12 pts., 9 rebs., 5-8 FGs in 58 minutes.

Coach Steve Fisher

Assistant Head Coach: Brian Dutcher
Assistant Coaches: Gregg Gottlieb, Mark Hughes

- – 15th full season overall: 281-185
- – 7th season at SDSU: 97-103
- – 1989 NCAA Championship
- – Appeared in national championship game three times ('89, '92, '93)
- – 8 NCAA Tournament Appearances
- – 4th in Active NCAA Tournament winning percentage (behind only Krzyzewski, Izzo and Pitino)
- – One of 11 active coaches to win an NCAA national championship (Boeheim, Calhoun, Fisher, Izzo, Knight, Krzyzewski, Olson, Pitino, T. Smith, G. Williams and R. Williams)

SDSU Broadcast Roster

 # 00
BRETT HOERNER

Forward
6-11, 206, Freshman-HS
Fullerton, Calif.
Fullerton High

PPG: 1.9 RPG: 1.0 APG: 0.1
FG%: 52.9 3FG: 0.0 FT%: 58.3



 # 1
BRANDON HEATH

Guard
6-4, 198, Junior-2L
Los Angeles, Calif.
Westchester High

PPG: 17.8 RPG: 3.2 APG: 3.2
FG%: 43.4 3FG: 44.4 FT%: 85.7

 # 3
RICHIE WILLIAMS

Guard
5-9, 158, Freshman-HS
Spring Valley, Calif.
Steele Canyon High

PPG: 6.0 RPG: 2.5 APG: 3.4
FG%: 37.0 3FG: 25.0 FT%: 73.2



 # 15
JOHN SHARPER

Guard
6-0, 190, Senior-3L
Oakland, Calif.
St. Mary's High

PPG: 8.3 RPG: 1.5 APG: 1.0
FG%: 41.1 3FG: 41.6 FT%: 78.6

 # 20
TRIMAINE DAVIS

Center
6-7, 235, Senior-3L
West Pittsburg, Calif.
Pittsburg High

PPG: 5.2 RPG: 2.6 APG: 0.2
FG%: 69.6 3FG: 0.0 FT%: 59.3

 # 21
MATT THOMAS

Guard
6-3, 200, Sophomore-1L
Riverside, Calif.
Martin Luther King High

PPG: 1.5 RPG: 1.1 APG: 1.2
FG%: 35.5 3FG: 0.0 FT%: 50.0

 # 24
TIM McGRATH

Forward
6-3, 200, Freshman-RS
Santa Monica, Calif.
Santa Monica High

PPG: 0.7 RPG: 1.1 APG: 0.4
FG%: 14.3 3FG: 14.3 FT%: 57.1

 # 30
CHRIS LAMB

Forward
6-10, 231, Freshman-RS
Louisville, Colo.
Monarch High

PPG: 0.8 RPG: 0.0 APG: 0.0
FG%: 100.0 3FG: 0.0 FT%: 0.0

 # 33
KYLE SPAIN

Forward
6-5, 218, Freshman-HS
Newark, Calif.
Newark Memorial High

PPG: 10.2 RPG: 6.2 APG: 1.2
FG%: 51.1 3FG: 54.2 FT%: 61.3

 # 34
MOHAMED ABUKAR

Forward
6-10, 216, Junior-TR
San Diego, Calif.
Rancho Bernardo High/
Univ. of Florida

PPG: 13.1 RPG: 3.8 APG: 1.1
FG%: 53.8 3FG: 33.3 FT%: 73.7

 # 42
MARCUS SLAUGHTER

Forward
6-9, 220, Junior-2L
Riverside, Calif.
J.W. North High

PPG: 17.4 RPG: 10.9 APG: 2.0
FG%: 50.8 3FG: 0.0 FT%: 79.3

 # 50
MOHAMED CAMARA

Center
6-10, 245, Senior-1L
Conakry, Guinea
Moore (Ky.) High/
Riverside College

PPG: 2.9 RPG: 4.2 APG: 0.3
FG%: 52.9 3FG: 0.0 FT%: 22.6

Head Coach
STEVE FISHER

- – 15th full season as head coach • 281-185
- – 7th year at San Diego State • 97-103
- – 1989 NCAA champion
- – 3 NCAA Championship game appearances
- – 8 NCAA Tournament appearances
- – Among active coaches he ranks: 4th in NCAA Tournament winning percentage (20-7, 71.4 percent), 5th in NBA Draft Picks (14) and 7th in NCAA Final Four Appearances (3)

San Diego State Coaches and Staff

Brian Dutcher, assistant head coach
Gregg Gottlieb, assistant coach
Mark Hughes, assistant coach
Mark Fisher, director of basketball operations
Matt Soria, director of player development
Mark Haines, athletic trainer

Record Breakdown

	Career
Home	161-58
Away	69-104
Neutral	51-22
By Month	
November	29-16
December	84-34
January	66-52
February	52-49
March	46-31
April	4-2
Games Decided By/In	
1-Point Games	14-7
2 Points	15-11
3 Points or Less	69-49
Overtime	20-16

Steve Fisher

15th-Full Season • 7th Season at SDSU • Illinois State, 1967

One of the nation's most distinguished coaches, Steve Fisher has guided San Diego State's transformation from a college basketball afterthought to one one of the most visible programs in the country.

In six short seasons, Steve Fisher has changed the outlook, fortunes and expectations of San Diego State basketball. The Aztecs have been transformed from the ugly duckling that muddled through the first-ever Mountain West Conference campaign with an 0-14 record into a program that has produced three .500 or better campaigns in the last five seasons, advanced to postseason play twice in the last four years, claimed a conference championship and the first Division I postseason victory in school history.

It is a school that now regularly goes toe-to-toe with the West's best basketball programs on the court and in the recruiting wars. It may be the new program on the block but seniority rarely matters in the changing world of college athletics.

When Fisher arrived on the scene, he found a basketball program that wasn't good enough to be called average. The Aztecs had suffered through 13 losing seasons in 14 years. Members of the school's last NCAA team were in the early stages of middle age. The expectations were in place all right. The Aztecs were expected and expecting to lose. The year before his arrival San Diego State won just four games.

The hiring only dates back to March of 1999, so referring to the "Steve Fisher Era" at San Diego State might be considered a bit premature. But with the Aztec banner now flying over the Mountain West Conference, there is little doubt that San Diego State basketball has reached a new level.

On March 26, 1999, San Diego State announced its arrival on the basketball scene in the form of a news conference to introduce its new coach, Steve Fisher. Fresh from a stint with the Sacramento Kings and with three appearances in the Final Four and a national championship in his pocket, he rolled up his sleeves and went to work. And work was needed. It looked to be a daunting challenge and yet the man with one of the highest winning percentages in NCAA Tournament history had no reservations.

No head-coaching career, at any level, started quicker than that of Steve Fisher. Six games into his head-coaching career he was undefeated and sporting a national championship ring. And the success didn't stop with the national title.

Fisher's eight-plus seasons at the University of Michigan produced a 184-82 (.692) record, nine postseason tournament berths and three trips to the NCAA championship game, including the magical run to the 1989 national title.

Under Fisher, the Wolverines also claimed an NIT championship, won at least 20 games four times and finished among the top three in the powerful Big Ten Conference five times. In 1995, Michigan set a league record by holding opponents to just 39.4 percent shooting from the floor.

Fisher and Company raised the bar even higher in the postseason. His seven NCAA Tournament teams at Michigan combined for a 20-6 record, ranking him fourth among active coaches and ninth in NCAA history with a winning percentage of .769 in the national bracket. Only 13 coaches have taken more teams to the Final Four, including just five that are still active. He is one of three coaches to take three squads to the Final Four in the first five years of a head-coaching career, and one of just six coaches to lead a team to the championship of the NIT as well as the NCAA.

His accomplishments may be even greater at San Diego State. In 2001-02 he led the Aztecs to the postseason for the first time since 1985 and for just the fourth time ever. The 21 wins were second most for the school as a Division I program and the most since 1985. The fact that those numbers came after just three seasons signifies what is one of the great recent turnarounds in college basketball.

He followed that up with a third consecutive season with a .500 or better record in 2002-03 and led San Diego State back to the postseason for the second consecutive season for only the second time in the school's Division I history. In addition, SDSU claimed its first Division I postseason victory with a win in the NIT.

The future looks even brighter. The Aztecs return four starters to go along with another nationally-ranked recruiting class have SDSU fans looking forward to the 2005-06 campaign.

▶ Steve Fisher Year-By-Year

					Conference			
Year	**School**	**W**	**L**	**Pct.**	**W**	**L**	**Pct.**	**Postseason/Honors**
1989	Michigan	6	0	1.000	-	-		NCAA Champions
1989-90	Michigan	23	8	.742	12	6	.667	NCAA Second Round
1990-91	Michigan	14	15	.483	7	11	.389	NIT First Round
1991-92	Michigan	25	9	.735	11	7	.611	NCAA Runner-Up, *Basketball Times* Coach of the Year
1992-93	Michigan	31	5	.861	15	3	.833	NCAA Runner-Up
1993-94	Michigan	24	8	.750	13	5	.722	NCAA Regional Finalist
1994-95	Michigan	17	14	.548	11	7	.611	NCAA First Round
1995-96	Michigan	20	12	.625	10	8	.556	NCAA First Round
1996-97	Michigan	24	11	.686	9	9	.500	NIT Champions
Eight Full Seasons at UM		**184**	**82**	**.692**	**88**	**56**	**.611**	**7 NCAA Tournaments, 9 Postseason Appearances**
Year	**School**	**W**	**L**	**Pct.**	**W**	**L**	**Pct.**	**Postseason/Honors**
1999-00	San Diego State	5	23	.179	0	14	.000	
2000-01	San Diego State	14	14	.500	4	10	.286	8th-most improved team in the country (Sagarin Ratings)
2001-02	San Diego State	21	12	.636	7	7	.500	NCAA First Round; Aztecs' first NCAA trip since 1985
2002-03	San Diego State	16	14	.552	6	8	.429	NIT Second Round; Aztecs reach postseason in consecutive yrs
2003-04	San Diego State	14	16	.483	5	9	.357	Two players that earned all-league honors return in 04-05
2004-05	San Diego State	11	18	.379	4	10	.286	Young Aztecs drop seven gms. by four pts. or less or OT
2005-06	San Diego State	16	6	.727	9	1	.900	
Seventh Seasons at SDSU		**97**	**103**	**.485**	**35**	**59**	**.372**	**Consecutive Postseason Appearances**
		W	**L**	**Pct.**	**W**	**L**	**Pct.**	**Postseason/Honors**
15th-Full Season Career		**281**	**185**	**.603**	**122**	**114**	**.517**	**8 NCAA Tournaments, 11 Postseason Appearances**

Career Highs

Points
Career 9 vs. UCSB, 12-17-05

Rebounds
Career 4 vs. PLNU, 12-3-05

Assists
Career 1 vs. UCSB, 12-17-05

Field Goals
Career 3 vs. UCSB, 12-17-05

Field Goals Attempted
Career 4 vs. UCSB, 12-17-05

Three-Point Field Goals
Career none

Three-Point FG Attempted
Career none

Free Throws
Career 3 vs. UCSB, 12-17-05

Free Throws Attempted
Career 5 vs. UCSB, 12-17-05

Steals
Career 2 vs. UCSB, 12-17-05

Blocked Shots
Career 2 vs. Albany, 11-26-05

Minutes Played
Career 14 vs. UMBC, 12-20-05
14 vs. UCSB, 12-17-05

00 • Brett Hoerner

Forward • 6-11 • 206 • Freshman • Fullerton, Calif. (Fullerton High)

Played in 13 of 22 games of the season... Played a career-high 14 minutes in games against UC Santa Barbara (12-17-05) and Maryland-Baltimore County (12-20-05)... Has seen at least 10 minutes of action in four games this season... Established career highs in eight different categories against UC Santa Barbara, including points (9), rebounds (4), assists (1), field goals (3), field goals attempted (4), free throws (3), free throws attempted (5), steals (2) and minutes played (14)... Posted his first dunk of the season in the win vs. Brigham Young (1-21-06)... Missed his first game of the season against Washington State (12-10-05)... Posted 25 points, 12 rebounds and four blocked shots in 85 total minutes this season... The four blocked shots are the fifth highest total on the team... Had four points (2-2 free throws) against Point Loma Nazarene (12-3-05)... Produced a strong 10-minute performance against Albany (11-26-05), where he had had four points and a career-high two blocked shots... Has been active while he has been on the court this season.

2005-06 Game-By-Game Statistics

Date	Opponent	S	MP	FG-FGA	3FG-FGA	FT-FTA	REB	PF	A	TO	BK	S	TP
N.17	at Alaska Fairbanks		3	0-0	0-0	0-0	0-0-0	2	0	0	0	0	0
N.19	vs. Illinois-Chicago		2	0-0	0-0	1-2	0-0-0	0	0	0	0	0	1
N.20	vs. So. Mississippi		9	1-3	0-0	0-0	0-2-2	2	0	0	0	0	2
N.26	Albany		10	2-3	0-0	0-0	1-0-1	1	0	1	2	0	4
N.30	at San Diego		5	0-1	0-0	0-0	1-1-2	2	0	0	1	0	0
D.3	Point Loma Nazarene		11	1-3	0-0	2-2	1-3-4	1	0	2	0	0	4
D.6	at California		2	0-0	0-0	0-0	0-0-0	1	0	1	1	0	0
D.10	Washington State			Did Not Play - CD									
D.17	UC Santa Barbara		14	3-4	0-0	3-5	0-1-1	1	1	2	0	2	9
D.20	Maryland-Baltimore Co.		14	0-0	0-0	0-0	1-0-1	2	0	2	0	0	0
D.27	at Providence		5	1-2	0-0	0-1	0-0-0	2	0	0	0	0	2
D.31	Loyola Marymount		7	0-0	0-0	1-2	0-1-1	1	0	0	0	0	1
J.4	*Colorado State			Did Not Play - CD									
J.7	*at Air Force			Did Not Play - CD									
J.11	*at Utah			Did Not Play - CD									
J.14	*UNLV			Did Not Play - CD									
J.18	*at TCU		1	0-0	0-0	0-0	0-0-0	0	0	0	0	0	0
J.21	*Brigham Young		2	1-1	0-0	0-0	1-0-1	0	0	0	0	0	2
J.25	*New Mexico			Did Not Play - CD									
J.28	*at Wyoming			Did Not Play - CD									
F.4	*at Colorado State			Did Not Play - CD									
F.8	*Air Force			Did Not Play - CD									
F.11	*Utah												
F.16	*at UNLV												
F.18	*TCU												
F.22	*at Brigham Young												
F.25	*at New Mexico												
M.1	*Wyoming												
M.3	South Dakota State												
M.7-11	at Mountain West Conference Championships												

Hoerner Career Statistics

Year	G-GS	Min.-Avg.	FG-FGA	Pct.	3P-3PA	Pct.	FT-FTA	Pct.	OR	DR	Reb	Avg.	PF-D	AT	TO	BS	ST	Pts.	Avg.
05-06	13-0	85-6.5	9-17	.529	0-0	.000	7-12	.583	5	8	13	1.0	15-0	1	8	4	2	25	1.9

Season/Career Highs

Points
Season 28 at CSU, 2-4-06
Career 37 at UNLV, 1-15-05

Rebounds
Season 6 vs. New Mexico, 1-25-06
6 vs. BYU, 1-21-06
6 at Utah, 1-11-06
Career 9 vs. Monmouth, 11-22-04

Assists
Season 8 at Utah, 1-11-06
Career 9 vs. UCSD, 11-27-04

Field Goals
Season 10 at CSU, 2-4-06
Career 12 vs. Wyoming, 1-22-05
12 at UNLV, 1-15-05

Field Goals Attempted
Season 17 at Utah, 1-11-06
Career 24 at CSU, 2-19-05

Three-Point Field Goals
Season 5 at CSU, 2-4-06
5 at Air Force, 1-7-06
5 vs. LMU, 12-31-05
Career 5 at CSU, 2-4-06
5 at Air Force, 1-7-06
5 vs. LMU, 12-31-05
5 at Utah, 3-5-05
5 vs. Ohio State, 11-24-03

Three-Point Field Goals Attempted
Season 9 at Utah, 1-11-06
9 vs. LMU, 12-31-05
9 at San Diego, 11-30-05
9 vs. Ill.-Chicago, 11-19-05
Career 10 - four times

Free Throws
Season 9 vs. UNLV, 1-14-06
Career 17 vs UNLV, 2-12-05

Free Throws Attempted
Season 13 vs. UNLV, 1-14-06
Career 17 vs UNLV, 2-12-05

Steals
Season 3 - six times
Career 5 vs. UCSD, 11-27-04

Blocked Shots
Season 1 at Utah, 1-11-06
Career 1 - four times

Minutes Played
Season 41 at Wyoming, 1-28-06
Career 43 at CSU, 1-24-04

1 • Brandon Heath

Guard • 6-4 • 198 • Junior • Los Angeles, Calif. (Westchester High)

MWC Rankings (as of 2/9): 1st in scoring, 1st in free throw percentage, 1st in three-point field goals made, 6th in three-point field goal percentage, 6th in assists, 9th in steals

SDSU Career Rankings: 2nd in three-point field goals, 4th in steals, 5th in scoring average, 7th in free throw percentage, 6th in free throws~, 7th in games started^, 5th in scoring, 7th in field goals~, 6th in minutes played^, 13th in assists. (~ - Division I era. ^ - record kept since 1978-79 season)

MWC Player of the Week for the period ending Feb. 5 and Jan. 15... A preseason all-MWC pick by the league media and the preseason conference player of the year as selected by cbssportsline.com and Blue Ribbon... Became the 21st player in school history to record 1,000 career points on Nov. 20 against Southern Miss... Scored 20-plus points in five consecutive games for the first time in his career (broken vs. UNLV (1-14-06))... Had a streak of five straight games (Dec. 27-Jan. 11) where he shot 50 percent from the field (38-76 FG) earlier this season... Poured in a season-high 28 points (10-of-13 FG; 5-7 3FG) and added five asissts at CSU (2-4-06)... Scored a then-season-high 26 points and six rebounds vs. BYU (1-21-06)... At Utah (1-11-06), posted 21 points, grabbed a season-high six rebounds and led the team in assists with eight... Scored a then-season-high 25 points against LMU (12-31-05)... Made at least four three-pointers in six of his last 12 games... In 81 career games, he has posted 68 double-digit scoring games, 32 games with at least 20 points and two games with 30 or more points... Had a streak of 15 consecutive games with 10 or more points, one short of his career long, broken at Cal (12-6-05)... In his two-plus seasons at SDSU, he has led the Aztecs in scoring 35 times, rebounding four times and assists 28 times... SDSU is 13-4 when Heath shoots 50 percent or better from the field in his career... Aztecs are 8-3 this season when he scores 20-plus points... Tallied 20-plus points in 14 of his last 25 games dating back to last season.

SDSU Career Scoring

Rk	DI	Name, Years	Points
1.	1.	Michael Cage, 81-82-83-84	1,846
2.	2.	Anthony Watson, 83-84-85-86	1,735
3.	-	Tony Pinkins, 55-56-57	1,475
4.	-	Bob Brady, 52-53-54	1,389
5.	**3.**	**•Brandon Heath, 04-05-06**	**1,337**
6.	4.	Steve Copp, 73-74-75-76	1,307
7.	-	Al Skalecky, 66-67-68	1,271
8.	5.	Tony Ross, 87-88-89	1,259
9.	6.	Chad Nelson, 94-95-96-97	1,225
10.	7.	Will Connelly, 75-76-77	1,188
10.	-	Von Jacobsen, 69-70-71	1,188

Rk. - Indicates SDSU career rank; DI - Indicates Division I era rank. • - Indicates Fisher era player.

2005-06 Game-By-Game Statistics

Date	Opponent	S	MP	FG-FGA	3FG-FGA	FT-FTA	REB	PF	A	TO	BK	S	TP
N.17	at Alaska Fairbanks	S	34	6-15	3-8	8-9	1-4-5	0	3	4	0	1	23
N.19	vs. Illinois-Chicago	S	34	7-16	4-9	0-0	0-1-1	3	5	4	0	0	18
N.20	vs. So. Mississippi	S	29	5-11	3-6	3-4	1-1-2	1	2	1	0	0	16
N.26	Albany	S	33	7-13	3-5	3-4	0-2-2	0	1	3	0	1	20
N.30	at San Diego	S	36	7-16	3-9	7-8	2-0-2	2	1	6	0	3	24
D.3	Point Loma Nazarene	S	31	5-13	2-5	8-8	1-2-3	2	3	2	0	2	20
D.6	at California	S	27	3-8	2-4	0-0	0-1-1	0	1	9	0	1	8
D.10	Washington State	S	32	1-13	0-6	0-0	0-3-3	2	2	2	0	0	2
D.17	UC Santa Barbara	S	30	4-13	2-6	5-6	0-4-4	2	4	4	0	1	15
D.20	Maryland-Baltimore Co.	S	33	4-11	0-3	3-4	0-4-4	2	3	6	0	1	11
D.27	at Providence	S	35	7-15	4-8	4-4	0-2-2	2	2	5	0	2	22
D.31	Loyola Marymount	S	37	8-16	5-9	4-4	1-3-4	2	3	6	0	3	25
J.4	*Colorado State	S	35	7-15	4-7	4-5	0-1-1	1	1	1	0	1	22
J.7	*at Air Force	S	39	8-13	5-7	0-0	0-2-2	1	2	4	0	1	21
J.11	*at Utah	S	38	8-17	4-9	1-2	1-5-6	1	8	3	1	3	21
J.14	*UNLV	S	35	4-13	0-3	9-13	0-4-4	2	5	2	0	1	17
J.18	*at TCU	S	31	6-11	2-4	5-6	0-3-3	5	3	7	0	3	19
J.21	*Brigham Young	S	35	8-15	3-9	7-7	2-4-6	2	4	2	0	1	26
J.25	*New Mexico	S	34	3-9	2-4	2-2	1-5-6	0	6	7	0	0	10
J.28	*at Wyoming	S	41	5-15	2-8	2-3	1-3-4	3	2	5	0	2	14
F.4	*at Colorado State	S	40	10-13	5-7	3-3	0-2-2	3	5	5	0	3	28
F.8	*Air Force	S	38	2-7	0-5	6-6	0-3-3	3	5	3	0	3	10
F.11	*Utah												
F.16	*at UNLV												
F.18	*TCU												
F.22	*at Brigham Young												
F.25	*at New Mexico												
M.1	*Wyoming												
M.3	South Dakota State												
M.7-11	at Mountain West Conference Championships												

▶ Heath Career Statistics

Year	G-GS	Min.-Avg.	FG-FGA	Pct.	3P-3PA	Pct.	FT-FTA	Pct.	OR	DR	Reb	Avg.	PF-D	AT	TO	BS	ST	Pts	Avg.
03-04	30-26	897-29.9	144-368	.391	48-160	.300	77-110	.700	23	57	80	2.7	58-0	53	66	0	41	413	13.8
04-05	29-28	997-34.4	176-432	.407	48-151	.318	132-161	.820	21	80	101	3.5	53-1	107	104	3	63	532	18.3
05-06	22-22	757-34.4	125-288	.434	58-141	.411	84-98	.857	11	59	70	3.2	39-1	71	91	1	33	392	17.8
Totals	**81-76**	**2651-32.7**	**445-1088**	**.409**	**154-452**	**.341**	**293-369**	**.794**	**55**	**196**	**251**	**3.1**	**150-2**	**231**	**261**	**4**	**137**	**1337**	**16.5**

Career Highs

Points
Career 16 at TCU, 1-18-06
16 vs. LMU, 12-31-05

Rebounds
Career 7 at Wyoming, 1-28-06
7 vs. LMU, 12-31-05

Assists
Career 6 vs. Air Force, 2-8-06
6 at Air Force, 1-7-06
6 vs. Colorado St., 1-4-06
6 vs. LMU, 12-31-05
6 at San Diego, 11-30-05

Field Goals
Career 6 at TCU, 1-18-06

Field Goals Attempted
Career 12 at Wyoming, 1-28-06

Three-Point Field Goals
Career 2 at TCU, 1-18-06
2 vs. LMU, 12-31-05

Three-Point FG Attempted
Career 4 at TCU, 1-18-06
4 at Air Force, 1-7-06
4 vs. Colorado St., 1-4-06

Free Throws
Career 6 vs. Air Force, 2-8-06
6 vs. Colorado St., 1-4-06

Free Throws Attempted
Career 9 at Alaska Fair., 11-17-05

Steals
Career 5 vs. BYU, 1-21-06
5 vs. LMU, 12-31-05

Blocked Shots
Career 1 at Providence, 12-27-05

Minutes Played
Career 38 at TCU, 1-18-06
38 vs. LMU, 12-31-05

3 • Richie Williams

Guard • 5-9 • 158 • Freshman • Spring Valley, Calif. (Steele Canyon High)



MWC Rankings (as of 2/9): 5th in assists, 6th in assist/turnover ratio, 5th in steals

Started 21 games at the point guard position for SDSU... Became just the ninth freshmen to start a season-opening game for Steve Fisher (joining Juwan Howard, Jalen Rose, Chris Webber, Jerod Ward, Albert White, Bradley Jackson, Steve Sir and Brandon Heath)... Played 22 or more minutes in 18 games this season... Has 11 multiple steal games this season and leads the team with 38 steals... Leads the team in assists... Since assists became an official stat in 1978-79, only five freshmen have led the team in that category: Mark Delsman (1973-74), Jason Hamilton (1992-93), Chad Nelson (1993-94), Raymond King (1995-96) and Bradley Jackson (1999-00)... Only Jackson, King and Hamilton led SDSU in both assists and steals as a freshman... Led the Aztecs in assists 12 times this season, including 11 of the last 19 contests... Earlier this season, he led the team outright in assists in five consecutive games, becoming the first Aztec player to do that since Wesley Stokes did it in 2003-04... Had a season-high six assists to go along with 11 points and just one turnover vs. AFA (2-8-06)... Tied career high with seven rebounds at Wyoming (1-28-06)... Equaled his career best for steals in a game with five vs. BYU (1-21-06)... Tied his career high with 16 points at TCU in a career-high tying 38 minutes... Equaled his season high for assists with six in three straight games (vs. LMU, vs. CSU, at AFA)... Had a career game as he recorded career highs in points (16), rebounds (7), assists (6), steals (5), field goals (5), 3-point field goals (2) and minutes played (38) vs. LMU (12-31-05)... Had a career-high six assists and four steals at USD (11-30-05)... Recorded 10 points, five assists and no turnovers in 24 minutes against Albany (11-26-05)... Shot 50 percent or better from the field in three consecutive games earlier this year... Posted three straight games with multiple steals (broken against PLNU on 12-3-05).

SDSU Freshmen Assists

Rk	Name, Year	Assists
1.	Raymond King, 1995-96	150
2.	Mark Delsman, 1973-74	120
3.	◆Bradley Jackson, 1999-00	101
4.	Jason Hamilton, 1992-93	97
5.	Chad Nelson, 1993-94	90
6.	Anthony Watson, 1982-83	85
7.	**◆Richie Williams, 2005-06**	**75**
8.	Tracy Dildy, 1985-86	73
9.	Chris McKinney, 1990-91	61
10.	David Abramowitz, 1993-94	55

Rk. - Indicates SDSU freshman rank; ◆ - Indicates Fisher era player.

2005-06 Game-By-Game Statistics

Date	Opponent	S	MP	FG-FGA	3FG-FGA	FT-FTA	REB	PF	A	TO	BK	S	TP
N.17	at Alaska Fairbanks	S	31	1-4	0-1	5-9	0-4-4	2	4	4	0	0	7
N.19	vs. Illinois-Chicago	S	26	3-6	0-1	1-1	1-1-2	1	1	2	0	2	7
N.20	vs. So. Mississippi	S	16	1-2	1-1	0-0	0-1-1	2	3	4	0	2	3
N.26	Albany	S	24	2-3	1-2	5-7	0-2-2	2	5	0	0	2	10
N.30	at San Diego	S	26	0-7	0-1	0-0	0-1-1	3	6	1	0	4	0
D.3	Point Loma Nazarene	S	22	2-2	0-0	0-0	0-2-2	0	4	2	0	0	4
D.6	at California	S	25	0-1	0-0	0-0	0-3-3	2	5	2	0	2	0
D.10	Washington State	S	24	1-5	0-2	4-5	0-1-1	3	3	4	0	0	6
D.17	UC Santa Barbara	S	20	0-2	0-0	1-2	0-1-1	1	0	3	0	0	1
D.20	Maryland-Baltimore Co.		10	1-3	1-2	0-0	0-1-1	1	1	3	0	0	3
D.27	at Providence	S	24	1-5	0-2	0-0	0-4-4	4	0	2	1	0	2
D.31	Loyola Marymount	S	38	5-6	2-3	4-5	2-5-7	1	6	4	0	5	16
J.4	*Colorado State	S	33	1-5	0-4	6-6	0-2-2	2	6	5	0	3	8
J.7	*at Air Force	S	32	3-8	1-4	0-0	0-3-3	0	6	3	0	0	7
J.11	*at Utah	S	17	1-1	0-0	2-3	1-1-2	4	0	3	0	1	4
J.14	*UNLV	S	28	4-8	1-3	0-0	0-1-1	1	3	2	0	1	9
J.18	*at TCU	S	38	6-11	2-4	2-4	2-0-2	4	3	5	0	3	16
J.21	*Brigham Young	S	34	2-5	0-1	0-0	1-1-2	3	3	3	0	5	4
J.25	*New Mexico	S	30	1-2	0-0	3-3	0-1-1	2	3	4	0	2	5
J.28	*at Wyoming	S	35	2-12	0-3	2-2	5-2-7	2	2	4	0	1	6
F.4	*at Colorado State	S	22	1-3	0-1	0-1	1-0-1	4	5	5	0	4	2
F.8	*Air Force	S	37	2-7	1-5	6-8	1-3-4	4	6	1	0	1	11
F.11	*Utah												
F.16	*at UNLV												
F.18	*TCU												
F.22	*at Brigham Young												
F.25	*at New Mexico												
M.1	*Wyoming												
M.3	South Dakota State												
M.7-11	at Mountain West Conference Championships												

▶ *Williams Career Statistics*

Year	G-GS	Min.-Avg.	FG-FGA	Pct.	3P-3PA	Pct.	FT-FTA	Pct.	OR	DR	Reb	Avg.	PF-D	AT	TO	BS	ST	Pts	Avg.
05-06	22-21	592-26.9	40-108	.370	10-40	.250	41-56	.732	14	40	54	2.5	48-0	75	66	1	38	131	6.0

Season/Career Highs

Points
Season 16 vs. BYU, 1-21-06
Career 16 vs. BYU, 1-21-06

Rebounds
Season 5 vs. Air Force, 2-8-06
Career 5 vs. Air Force, 2-8-06
5 vs. UCSD, 12-2-02

Assists
Season 3 at Providence, 12-27-05
3 at San Diego, 11-30-05
Career 4 vs. Wyoming, 1-22-05
4 at Arizona, 12-22-03

Field Goals
Season 6 vs. BYU, 1-21-06
Career 6 vs. BYU, 1-21-06
6 at UCSB, 12-4-04

Field Goals Attempted
Season 11 vs. BYU, 1-21-06
11 at California, 12-6-05
Career 11 vs. BYU, 1-21-06
11 at California, 12-6-05

Three-Point Field Goals
Season 4 vs. New Mexico, 1-25-06
4 vs. BYU, 1-21-06
4 vs. UMBC, 12-20-05
4 at San Diego, 11-30-05
4 vs. So. Miss., 11-20-05
Career 4 - five times

Three-Point Field Goals Attempted
Season 9 vs. BYU, 1-21-06
Career 9 vs. BYU, 1-21-06

Free Throws
Season 2 vs. UNLV, 1-14-06
2 at California, 12-6-05
2 vs. Albany, 11-26-05
Career 4 vs. Wyoming, 1-22-05

Free Throws Attempted
Season 4 at California, 12-6-05
Career 4 - three times

Steals
Season 2 at TCU, 1-18-06
2 vs. UNLV, 1-14-06
2 vs. PLNU, 12-3-05
Career 3 - five times

Blocked Shots
Season 1 at San Diego, 11-30-05
Career 1 at San Diego, 11-30-05

Minutes Played
Season 43 at Wyoming, 1-28-06
Career 43 at Wyoming, 1-28-06

15 • John Sharper

Guard • 6-0 • 190 • Senior • Oakland, Calif. (St. Mary's High)



MWC Rankings (as of 2/9): 3rd in three-point field goals made, 5th in three-point field goal percentage
SDSU Career Rankings: 3rd in three-point field goal percentage, 3rd in three-point field goals, 11th in games played

Originally a walk-on, Sharper has developed into a key component on a team picked to win the MWC... One of the best long-range shooters in school history... Has connected on 139-of-349 (39.8 percent) three-point field goals in his four seasons at SDSU. That percentage ranks third all-time in SDSU history... Has made multiple threes in 16 of his last 20 games... In his last 19 games, he has made 50-of-115 (43.5 percent) from beyond the arc... After uncharacteristicly committing three turnovers in the season opener, he has only 16 turnovers in his last 21 games (531 mins.)... In his career, he has averaged one turnover every 23.8 minutes... This season it is one turnover every 29.1 minutes... Made 31 of his last 36 free throw attempts dating back to last season (86.1 percent)... Has made 51 more three-point field goals (139) than he has turnovers (88) in his career... Grabbed career-high five rebounds vs. AFA (2-8-06)... Played a career high 43 minutes at Wyoming (1-28-06)... Tied his career high for the second straight game with four three-pointers made vs. UNM (1-25-06) en route to 12 points... Scored a career-high 16 points on 6-of-11 (4-9 3FGs) shooting vs. BYU (1-21-06)... Tied a then-career high with 15 points at Cal (12-6-05)... Missed two free throws against Cal, marking the first game in which Sharper has missed two free throws since Feb. 2, 2004, when he went 2-for-4 from the line against UNM... In between those two games he went 28-of-30 (93.3 percent) from the line... Averages 13.3 points per 40 minutes.

SDSU Career 3-Point FGs

Rk	Name, Years	3FG
1.	Tony Ross, 87-88-89	270
2.	**•Brandon Heath, 04-05-06**	**154**
3.	**•John Sharper, 03-04-05-06**	**139**
4.	Jason Richey, 97-98	136
5.	Chad Nelson, 94-95-96-97	122
6.	Michael Best, 89-90	107

SDSU Career 3-Point Pct.

Rk	Name, Years	3FG Pct.
1.	Tony Ross, 87-88-89	45.8
2.	•Al Faux, 01-02	41.4
3.	**•John Sharper, 03-04-05-06**	**39.8**
3.	•Steve Sir, 03-04	39.8
5.	Michael Best, 89-90	36.6

Rk. - Indicates SDSU career rank; DI - Indicates Division I era rank. • - Indicates Fisher era player.

2005-06 Game-By-Game Statistics

Date	Opponent	S	MP	FG-FGA	3FG-FGA	FT-FTA	REB	PF	A	TO	BK	S	TP
N.17	at Alaska Fairbanks	S	20	1-5	0-3	0-0	0-2-2	0	1	3	0	0	2
N.19	vs. Illinois-Chicago		29	3-9	2-7	0-0	0-0-0	2	1	0	0	0	8
N.20	vs. So. Mississippi		13	4-4	4-4	0-0	0-0-0	1	0	0	0	0	12
N.26	Albany		20	3-7	3-7	2-2	3-0-3	1	0	0	0	0	11
N.30	at San Diego		28	4-6	4-6	0-0	0-1-1	1	3	1	1	1	12
D.3	Point Loma Nazarene		28	2-7	2-5	0-0	0-2-2	3	1	1	0	2	6
D.6	at California		23	5-11	3-8	2-4	1-0-1	3	1	0	0	0	15
D.10	Washington State		20	2-8	2-8	1-2	1-1-2	3	0	1	0	0	7
D.17	UC Santa Barbara		29	2-9	2-8	0-0	0-1-1	0	1	0	0	0	6
D.20	Maryland-Baltimore Co.		24	4-8	4-8	0-0	1-0-1	0	0	3	0	0	12
D.27	at Providence		20	2-7	2-7	0-0	1-1-2	1	3	0	0	0	6
D.31	Loyola Marymount		16	4-6	3-4	0-0	0-1-1	0	1	1	0	0	11
J.4	*Colorado State		20	2-4	2-4	0-0	0-0-0	2	1	1	0	0	6
J.7	*at Air Force		24	1-4	1-2	0-0	0-0-0	4	2	1	0	1	3
J.11	*at Utah		29	3-6	3-4	0-0	1-1-2	0	1	0	0	1	9
J.14	*UNLV		24	3-6	3-6	2-2	0-2-2	1	1	0	0	2	11
J.18	*at TCU		21	0-4	0-3	0-0	0-0-0	0	1	2	0	2	0
J.21	*Brigham Young		28	6-11	4-9	0-0	0-2-2	2	2	0	0	0	16
J.25	*New Mexico		28	4-6	4-6	0-0	0-1-1	0	0	2	0	1	12
J.28	*at Wyoming	S	43	1-7	0-6	2-2	0-2-2	2	1	1	0	1	4
F.4	*at Colorado State		33	3-6	3-5	2-2	0-2-2	2	0	0	0	1	11
F.8	*Air Force		31	1-5	1-5	0-0	0-5-5	2	2	2	0	0	3
F.11	*Utah												
F.16	*at UNLV												
F.18	*TCU												
F.22	*at Brigham Young												
F.25	*at New Mexico												
M.1	*Wyoming												
M.3	South Dakota State												
M.7-11	at Mountain West Conference Championships												

▶ Sharper Career Statistics

Year	G-GS	Min.-Avg.	FG-FGA	Pct.	3P-3PA	Pct.	FT-FTA	Pct.	OR	DR	Reb	Avg.	PF-D	AT	TO	BS	ST	Pts.	Avg.
02-03	28-0	236-8.4	16-38	.421	14-32	.438	6-10	.600	5	18	23	0.8	21-0	16	12	0	8	52	1.9
03-04	29-5	520-17.9	38-97	.392	30-75	.400	14-18	.778	5	22	27	0.9	46-2	26	19	0	26	120	4.1
04-05	29-20	788-27.2	56-150	.373	43-117	.368	20-22	.909	6	26	32	1.1	40-0	38	38	0	33	175	6.0
05-06	22-2	553-25.1	60-146	.411	52-125	.416	11-14	.786	8	24	32	1.5	30-0	23	19	1	12	183	8.3
Totals	**108-27**	**2097-19.4**	**170-431**	**.394**	**139-349**	**.398**	**51-64**	**.797**	**24**	**90**	**114**	**1.1**	**137-2**	**103**	**88**	**1**	**79**	**530**	**4.9**

Season/Career Highs

Points
Season 13 at Alaska Fair., 11-17-05
Career 13 at Alaska Fair., 11-17-05

Rebounds
Season 8 vs. LMU, 12-31-05
Career 8 vs. LMU, 12-31-05
8 vs. BYU, 2-7-05

Assists
Season 4 vs. Albany, 11-26-05
Career 4 vs. Albany, 11-26-05

Field Goals
Season 5 vs. LMU, 12-31-05
5 vs. Albany, 11-26-05
Career 6 vs. BYU, 2-7-05

Field Goals Attempted
Season 6 vs. Albany, 11-26-05
6 vs. So. Miss., 11-20-05
Career 11 vs. BYU, 2-7-05

Three-Point Field Goals
Season
Career

Three-Point Field Goals Attempted
Season
Career

Free Throws
Season 3 at Alaska Fair., 11-17-05
Career 4 at LMU, 12-18-04

Free Throws Attempted
Season 6 vs. UNLV, 2-12-05
Career 6 vs. UNLV, 2-12-05

Steals
Season 1 vs. BYU, 1-21-06
Career 2 vs. South Dakota State, 1-3-05
2 at Wyoming, 2-21-05

Blocked Shots
Season 4 at Providence, 12-27-05
Career 4 at Providence, 12-27-05

Minutes Played
Season 32 at Alaska Fair., 11-17-05
Career 32 at Alaska Fair., 11-17-05
32 vs. New Mexico, 2-26-05

20 • Trimaine Davis

Forward • 6-7 • 235 • Senior • West Pittsburg, Calif. (West Pittsburg High)



MWC Rankings (as of 2/9): 13th in blocked shots

Captain of the 2005-06 Aztec team, "Train" is the heart and soul of San Diego State basketball... Played in the last 14 games after missing four straight contests due to surgery on his right knee to remove a bone chip on Nov. 30, 2005... In his last 10 games, he is 16-for-20 from the field... Rebounded a Brandon Heath miss and followed it with a basket after being fouled to tie the score at 77-77 with 0.3 seconds left in overtime at Wyoming (1-28-06)... Hit the game-winning free throw with 0.3 on the clock to give SDSU the victory against the Cowboys in overtime... Against New Mexico (1-25-06), he scored four points (2-2 FGs) and grabbed four rebounds in only eight minutes of action... Recorded his first steal of the season vs. BYU (1-21-06)... In just eight minutes of action against Colorado State (1-6-05), the senior scored six points on 3-of-3 shooting and collected a pair of rebounds... Put forth an efficient performance against LMU (12-31-05) by scoring 10 points on 5-for-5 shooting and grabbing eight rebounds in just 23 minutes of action... Scored six points on 3-of-4 shooting in 25 minutes against UC Santa Barbara (12-17-05) and followed that up with eight points and six rebounds vs. Maryland-Baltimore County (12-20-05)... A big-time athlete who has seen increased playing time this season before surgery... In 18 games this season he has already set or tied career highs for scoring (13), assists (4), free throws attempted (6), blocked shots (4) and minutes played (32)... Has seven double-figure scoring games in his last 27 outings after scoring 10+ points in just one of his first 61 games... Made 39-of-56 attempts from the field this season (69.6 percent) and is a 60.6 percent shooter from the floor in his career... That is the best career field goal percentage by any Aztec player with at least 68 field goal attempts... His averages prorated over 40 minutes are 12.4 points, 6.2 rebounds and 1.9 blocked shots... Has just 11 turnovers this season... After going 0-for-3 from the line against UC Santa Barbara, Davis shot 300 free throws the following day in an effort to get his stroke back to the line.

2005-06 Game-By-Game Statistics

Date	Opponent	S	MP	FG-FGA	3FG-FGA	FT-FTA	REB	PF	A	TO	BK	S	TP
N.17	at Alaska Fairbanks	S	32	5-6	0-0	3-4	1-2-3	1	0	0	3	0	13
N.19	vs. Illinois-Chicago	S	21	3-4	0-0	1-1	1-0-1	3	0	0	0	0	7
N.20	vs. So. Mississippi	S	17	4-6	0-0	2-2	1-0-1	3	0	0	1	0	10
N.26	Albany	S	29	2-5	0-0	2-3	2-2-4	3	4	2	1	0	6
N.30	at San Diego		Did Not Play - Injured										
D.3	Point Loma Nazarene		Did Not Play - Injured										
D.6	at California		Did Not Play - Injured										
D.10	Washington State		Did Not Play - Injured										
D.17	UC Santa Barbara		25	3-4	0-0	0-3	1-1-2	3	0	1	1	0	6
D.20	Maryland-Baltimore Co.	S	28	3-4	0-0	2-2	0-6-6	3	0	0	1	0	8
D.27	at Providence	S	22	1-5	0-0	2-2	1-3-4	2	0	0	4	0	4
D.31	Loyola Marymount		23	5-5	0-0	0-2	2-6-8	5	0	3	2	0	10
J.4	*Colorado State		8	3-3	0-0	0-0	1-1-2	0	0	0	0	0	6
J.7	*at Air Force		20	2-2	0-0	0-0	0-2-2	0	0	1	0	0	4
J.11	*at Utah		6	0-1	0-0	0-0	0-1-1	1	0	0	1	0	0
J.14	*UNLV		10	0-1	0-0	0-0	1-1-2	3	0	2	0	0	0
J.18	*at TCU		10	1-2	0-0	0-0	0-2-2	3	0	0	0	0	2
J.21	*Brigham Young		11	1-2	0-0	0-2	0-0-0	2	0	1	0	1	2
J.25	*New Mexico		8	2-2	0-0	0-0	2-2-4	2	0	1	0	0	4
J.28	*at Wyoming		15	3-3	0-0	1-1	1-3-4	3	0	0	0	0	7
F.4	*at Colorado State		7	0-0	0-0	2-2	0-0-0	1	0	0	0	0	2
F.8	*Air Force		11	1-1	0-0	1-3	0-1-1	0	0	0	0	0	3
F.11	*Utah												
F.16	*at UNLV												
F.18	*TCU												
F.22	*at Brigham Young												
F.25	*at New Mexico												
M.1	*Wyoming												
M.3	South Dakota State												
M.7-11	at Mountain West Conference Championships												

▶ Davis Career Statistics

Year	G-GS	Min.-Avg.	FG-FGA	Pct.	3P-3PA	Pct.	FT-FTA	Pct.	OR	DR	Reb	Avg.	PF-D	AT	TO	BS	ST	Pts.	Avg.
02-03	24-0	166-6.9	16-26	.615	0-0	.000	3-7	.429	4	22	26	1.1	36-2	1	6	2	5	35	1.5
03-04	17-0	89-5.2	11-23	.478	0-0	.000	4-6	.667	9	8	17	1.0	15-0	2	3	4	1	26	1.5
04-05	29-6	427-14.7	65-111	.586	0-0	.000	21-41	.512	39	29	68	2.3	61-1	6	14	10	14	151	5.2
05-06	18-6	303-16.8	39-56	.696	0-0	.000	16-27	.593	14	33	47	2.6	38-1	4	11	14	1	94	5.2
Totals	**88-12**	**985-11.2**	**131-216**	**.605**	**0-0**	**.000**	**44-81**	**.543**	**66**	**92**	**158**	**1.8**	**150-4**	**13**	**34**	**30**	**21**	**306**	**3.5**

Season/Career Highs

Points
Season 9 vs. PLNU, 12-3-05
Career 20 vs. Air Force, 2-28-05

Rebounds
Season 3 at Wyoming, 1-28-06
3 vs. UMBC, 12-20-05
3 vs. So. Miss., 11-20-05
Career 10 vs. UNLV, 2-12-05

Assists
Season 7 vs. So. Miss., 11-20-05
Career 7 vs. So. Miss., 11-20-05

Field Goals
Season 4 vs. PLNU, 12-3-05
Career 6 vs. UNLV, 2-12-05

Field Goals Attempted
Season 9 vs. PLNU, 12-3-05
Career 12 at Utah, 3-5-05
12 vs. UNLV, 2-12-05

Three-Point Field Goals
Season
Career 1 vs. UCSD, 11-27-04
1 vs. Monmouth, 11-22-04

Three-Point Field Goals Attempted
Season 1 vs. Albany, 11-26-05
Career 3 vs. Monmouth, 11-22-04

Free Throws
Season 2 vs. UMBC, 12-20-05
2 at California, 12-6-05
Career 12 vs. Air Force, 2-28-05

Free Throws Attempted
Season 4 vs. UMBC, 12-20-05
Career 13 vs. Air Force, 2-28-05

Steals
Season 3 vs. UMBC, 12-20-05
Career 4 at Utah, 3-5-05
4 at Wyoming, 2-21-05

Blocked Shots
Season 2 vs. UCSB, 12-17-05
Career 2 vs. UCSB, 12-17-05

Minutes Played
Season 29 vs. So. Miss., 11-20-05
Career 40 vs. UNLV, 2-12-05

21 • Matt Thomas

Guard • 6-3 • 191 •Sophomore• Riverside, Calif. (Martin Luther King High)

A sophomore with a wealth of experience... Played in all 30 games for San Diego State last season, making 11 starts... Made his first start of the 2005-06 season vs. Maryland-Baltimore County (12-20-05)... Made his second consecutive start vs. Air Force (2-8-06)... Earned his second start of the season at Colorado State (2-4-06)... Responded with four points and five assists in 25 minutes of action against the Rams... Went 2 for 3 from the field en route to four points and also grabbed a season-high three rebounds in the overtime victory over Wyoming (1-28-06)... Recorded four assists against the Retrievers in 26 minutes of action... Scored in three consecutive games for the first time this season, a streak broken against Washington State (12-10-05)... Has one turnover or less in 14 of his last 17 games... Blocked a career high two shots against UC Santa Barbara (12-17-05)... Played 18 minutes and scored a season-high nine points against Point Loma Nazarene (12-3-05)... Made a season-high four field goals versus the Sea Lions... Had a career-high seven assists and just one turnover in 29 minutes of action against Southern Mississippi (11-20-05)... Played 13 or more minutes in eight games this season... Has seven career double-figure scoring games.

2005-06 Game-By-Game Statistics

Date	Opponent	S	MP	FG-FGA	3FG-FGA	FT-FTA	REB	PF	A	TO	BK	S	TP
N.17	at Alaska Fairbanks		13	0-2	0-0	0-0	0-2-2	0	0	3	0	1	0
N.19	vs. Illinois-Chicago		1	0-0	0-0	0-0	0-0-0	0	0	0	0	0	0
N.20	vs. So. Mississippi		29	1-2	0-0	0-0	1-2-3	0	7	1	0	1	2
N.26	Albany		14	0-2	0-1	0-0	2-0-2	2	1	1	0	1	0
N.30	at San Diego		9	1-1	0-0	0-0	0-1-1	1	0	1	0	0	2
D.3	Point Loma Nazarene		18	4-9	0-0	1-3	1-1-2	1	0	1	0	0	9
D.6	at California		17	1-5	0-0	2-2	0-1-1	0	2	0	0	0	4
D.10	Washington State		10	0-2	0-0	0-0	1-0-1	0	0	1	0	1	0
D.17	UC Santa Barbara		6	0-0	0-0	0-0	0-0-0	0	0	0	2	0	0
D.20	Maryland-Baltimore Co.	S	26	0-1	0-0	2-4	0-3-3	1	4	5	0	3	2
D.27	at Providence		9	0-0	0-0	0-0	0-0-0	3	2	2	0	1	0
D.31	Loyola Marymount		2	0-1	0-0	0-0	0-0-0	0	0	0	0	0	0
J.4	*Colorado State		3	0-0	0-0	0-0	0-0-0	0	0	1	0	0	0
J.7	*at Air Force		6	0-0	0-0	0-0	0-0-0	0	0	1	0	0	0
J.11	*at Utah		1	0-0	0-0	0-0	0-0-0	0	0	0	0	0	0
J.14	*UNLV			Did Not Play - CD									
J.18	*at TCU			Did Not Travel									
J.21	*Brigham Young			Did Not Play - CD									
J.25	*New Mexico			Did Not Play - CD									
J.28	*at Wyoming		10	2-3	0-0	0-0	2-1-3	1	1	0	0	0	4
F.4	*at Colorado State	S	25	2-3	0-0	0-1	0-1-1	1	5	1	0	1	4
F.8	*Air Force	S	14	0-0	0-0	0-0	0-1-1	0	0	0	0	0	0
F.11	*Utah												
F.16	*at UNLV												
F.18	*TCU												
F.22	*at Brigham Young												
F.25	*at New Mexico												
M.1	*Wyoming												
M.3	South Dakota State												
M.7-11	at Mountain West Conference Championships												

▶ Thomas Career Statistics

Year	G-GS	Min.-Avg.	FG-FGA	Pct.	3P-3PA	Pct.	FT-FTA	Pct.	OR	DR	Reb	Avg.	PF-D	AT	TO	BS	ST	Pts.	Avg.
04-05	29-11	659-22.7	55-169	.325	2-18	.111	65-95	.684	37	61	98	3.4	51-1	43	37	4	32	177	6.1
05-06	18-3	213-11.8	11-31	.355	0-1	.000	5-10	.500	7	13	20	1.1	10-0	22	18	2	9	27	1.5
Totals	**47-14**	**872-18.6**	**66-200**	**.330**	**2-19**	**.105**	**70-105**	**.667**	**44**	**74**	**118**	**2.5**	**61-1**	**65**	**55**	**6**	**41**	**204**	**4.3**

Career Highs

Points
Career 3 vs. So. Miss., 11-20-05

Rebounds
Career 5 vs. UMBC, 12-20-05

Assists
Career 3 vs. PLNU, 12-3-05

Field Goals
Career 1 vs. UMBC, 12-20-05
1 vs. So. Miss., 11-20-05

Field Goals Attempted
Career 3 vs. UMBC, 12-20-05
3 vs. PLNU, 12-3-05

Three-Point Field Goals
Career 1 vs. So. Miss., 11-20-05

Three-Point FG Attempted
Career 2 vs. UMBC, 12-20-05

Free Throws
Career 2 vs. WSU, 12-10-05
2 vs. Ill.-Chicago, 11-19-05

Free Throws Attempted
Career 4 vs. Ill.-Chicago, 11-19-05

Steals
Career 1 vs. UMBC, 12-20-05
1 vs. PLNU, 12-3-05

Blocked Shots
Career

Minutes Played
Career 15 vs. PLNU, 12-3-05

24 • Tim McGrath

Forward • 6-5 • 187 • Freshman • Santa Monica, Calif. (Santa Monica High)

A redshirt freshman who is working his way into the rotation... Played in 13 games this season... Played 11 or more minutes five times... Played a season-high 15 minutes and dished out three assists against Point Loma Nazarene (12-3-05)... Recorded nine rebounds in three straight three games (30 minutes) earlier this season (vs. Washington State, UC Santa Barbara, UMBC)... Pulled down four rebounds in 13 minutes of action against Washington State (12-10-05)... Has nine points and 14 rebounds in 94 minutes of action this season... Has just three turnovers this season and played in six turnover free games before committing his first miscue... Redshirted last season and recorded a 6-10 high jump in high school.

2005-06 Game-By-Game Statistics

Date	Opponent	S	MP	FG-FGA	3FG-FGA	FT-FTA	REB	PF	A	TO	BK	S	TP
N.17	at Alaska Fairbanks		Did Not Play - CD										
N.19	vs. Illinois-Chicago		11	0-1	0-0	2-4	2-0-2	3	1	0	0	0	2
N.20	vs. So. Mississippi		9	1-1	1-1	0-0	0-1-1	1	0	0	0	0	3
N.26	Albany		2	0-1	0-1	0-0	0-0-0	0	0	0	0	0	0
N.30	at San Diego		3	0-0	0-0	0-0	0-0-0	0	0	0	0	0	0
D.3	Point Loma Nazarene		15	0-3	0-1	0-0	1-0-1	1	3	0	0	1	0
D.6	at California		12	0-1	0-1	0-0	0-1-1	1	1	0	0	0	0
D.10	Washington State		13	0-0	0-0	2-3	1-3-4	0	0	1	0	0	2
D.17	UC Santa Barbara		6	0-1	0-0	0-0	0-0-0	0	0	0	0	0	0
D.20	Maryland-Baltimore Co.		11	1-3	0-2	0-0	0-5-5	2	0	2	0	1	2
D.27	at Providence		Did Not Play - CD										
D.31	Loyola Marymount		Did Not Play - CD										
J.4	*Colorado State		Did Not Play - CD										
J.7	*at Air Force		2	0-0	0-0	0-0	0-0-0	0	0	0	0	0	0
J.11	*at Utah		3	0-1	0-1	0-0	0-0-0	0	0	0	0	0	0
J.14	*UNLV		Did Not Play - CD										
J.18	*at TCU		Did Not Play - CD										
J.21	*Brigham Young		3	0-1	0-0	0-0	0-0-0	0	0	0	0	0	0
J.25	*New Mexico		Did Not Play - CD										
J.28	*at Wyoming		4	0-1	0-0	0-0	0-0-0	2	0	0	0	0	0
F.4	*at Colorado State		Did Not Play - CD										
F.8	*Air Force		Did Not Play - Injured										
F.11	*Utah												
F.16	*at UNLV												
F.18	*TCU												
F.22	*at Brigham Young												
F.25	*at New Mexico												
M.1	*Wyoming												
M.3	South Dakota State												
M.7-11	at Mountain West Conference Championships												

McGrath Career Statistics

Year	G-GS	Min.-Avg.	FG-FGA	Pct.	3P-3PA	Pct.	FT-FTA	Pct.	OR	DR	Reb	Avg.	PF-D	AT	TO	BS	ST	Pts	Avg.
05-06	13-0	94-7.2	2-14	.143	1-7	.143	4-7	.571	4	10	14	1.1	10-0	5	3	0	2	9	0.7

Career Highs

Points
Career 2 vs. BYU, 1-21-06
2 vs. Albany, 11-26-05

Rebounds
Career

Assists
Career

Field Goals
Career 1 vs. Albany, 11-26-05

Field Goals Attempted
Career 1 vs. Albany, 11-26-05

Three-Point Field Goals
Career

Three-Point FG Attempted
Career

Free Throws
Career

Free Throws Attempted
Career

Steals
Career 1 vs. WSU, 12-10-05

Blocked Shots
Career 1 vs. WSU, 12-10-05
1 vs. Albany, 11-26-05

Minutes Played
Career 13 vs. WSU, 12-10-05

30 • Chris Lamb

Forward • 6-10 • 231 • Freshman • Louisville, Colo. (Monarch High)

Saw significant time in the Washington State game (12-10-05)... Played 13 minutes and recorded a blocked shot and steal against the Cougars... In his first conference game of his career vs. BYU (1-21-06), he scored two points on his only field goal attempt... Played in five games as a redshirt freshman this season... Played in the first games of his career vs. Southern Mississippi (11-20-05) and Albany (11-26-05)... Scored the first points of his career on his first collegiate shot attempt against Albany... For the season, he has made both of his shot attempts from the field (2-2 FGs).

2005-06 Game-By-Game Statistics

Date	Opponent	S	MP	FG-FGA	3FG-FGA	FT-FTA	REB	PF	A	TO	BK	S	TP
N.17	at Alaska Fairbanks			Did Not Play - CD									
N.19	vs. Illinois-Chicago			Did Not Play - CD									
N.20	vs. So. Mississippi		3	0-0	0-0	0-0	0-0-0	1	0	0	0	0	0
N.26	Albany		2	1-1	0-0	0-0	0-0-0	2	0	0	1	0	2
N.30	at San Diego			Did Not Play -CD									
D.3	Point Loma Nazarene			Did Not Play -CD									
D.6	at California			Did Not Play -CD									
D.10	Washington State		13	0-0	0-0	0-0	0-0-0	2	0	1	1	1	0
D.17	UC Santa Barbara		1	0-0	0-0	0-0	0-0-0	1	0	0	0	0	0
D.20	Maryland-Baltimore Co.			Did Not Play -CD									
D.27	at Providence			Did Not Play -CD									
D.31	Loyola Marymount			Did Not Play -CD									
J.4	*Colorado State			Did Not Play -CD									
J.7	*at Air Force			Did Not Play -CD									
J.11	*at Utah			Did Not Play -CD									
J.14	*UNLV			Did Not Play -CD									
J.18	*at TCU			Did Not Play -CD									
J.21	*Brigham Young		1	1-1	0-0	0-0	0-0-0	0	0	0	0	0	2
J.25	*New Mexico			Did Not Play -CD									
J.28	*at Wyoming			Did Not Play -CD									
F.4	*at Colorado State			Did Not Play -CD									
F.8	*Air Force			Did Not Play -CD									
F.11	*Utah												
F.16	*at UNLV												
F.18	*TCU												
F.22	*at Brigham Young												
F.25	*at New Mexico												
M.1	*Wyoming												
M.3	South Dakota State												
M.7-11	at Mountain West Conference Championships												

▶ Lamb Career Statistics

Year	G-GS	Min.-Avg.	FG-FGA	Pct.	3P-3PA	Pct.	FT-FTA	Pct.	OR	DR	Reb	Avg.	PF-D	AT	TO	BS	ST	Pts	Avg.
05-06	5-0	20-4.0	2-2	1.000	0-0	.000	0-0	.000	0	0	0	0.0	6-0	0	1	2	1	4	0.8

Career Highs

Points
Career 18 at Providence, 12-27-05

Rebounds
Career 10 at TCU, 1-18-06
10 vs. Ill.-Chicago, 11-19-05

Assists
Career 4 at TCU, 1-18-06

Field Goals
Career 8 vs. UCSB, 12-17-05

Field Goals Attempted
Career 12 vs. UMBC, 12-20-05

Three-Point Field Goals
Career 3 vs. New Mexico, 1-25-06
3 at Providence, 12-27-05

Three-Point FG Attempted
Career 4 at Providence, 12-27-05

Free Throws
Career 7 vs. LMU, 12-31-05

Free Throws Attempted
Career 8 vs. LMU, 12-31-05

Steals
Career 5 vs. UCSB, 12-17-05

Blocked Shots
Career 2 vs. LMU, 12-31-05
2 vs. PLNU, 12-3-05

Minutes Played
Career 32 at TCU, 1-18-06
32 at Providence, 12-27-05
32 vs. Ill.-Chicago, 11-19-05

33 • Kyle Spain

Forward • 6-5 • 218 • Freshman • Newark, Calif. (Newark Memorial High)

MWC Rankings (as of 2/9): 6th in offensive rebounding, 8th in rebounding, 8th in defensive rebounding, 13th in steals

MWC player of the week for the week ending Dec. 18... Is just the third freshman to earn the weekly award in MWC history joining former Aztec Evan Burns and Utah's Andrew Bogut... A pleasant surprise for the Aztecs this season and a player who may be the top freshman in the MWC... Played in 19 games and has started 18 of them... Played 25 or more minutes in 18 games this season and is fourth on the team in total minutes... Second on the team in rebounding (6.2) and fourth in scoring (10.2)... He is the leading freshman rebounder in the conference and ranks third in the MWC among freshmen in scoring... Made 34 of his last 48 free throw attempts after opening his career 4-for-14 from the line... Has 10 double-digit scoring games this year and already owns two double-figure rebound games... SDSU is 9-1 when he scores 10 or more points... He is 71-of-139 from the floor this season and has connected on 50 percent or better from the field in 12 games... The Aztecs are 9-3 when he shoots 50 percent or better from the floor... Hit all three of his shots from behind the arc (a career high) in the second half as New Mexico (1-25-06) began to rally... Scored 14 points against the Lobos... Posted his first career double-double at TCU (1-18-06) with 10 points and 10 rebounds... Went 6-for-10 from the field en route to 13 points against CSU (1-4-06)... Scored a career-best 18 points at Providence (12-27-05)... Poured in 17 points against UCSB (12-17-05) on 8-of-10 from the floor... Also recorded five steals against the Gauchos... Scored a then career-high 15 points against Point Loma (12-3-05)... Has 93 rebounds in his last 13 games (392 minutes)... Averages 14.7 points and 8.9 rebounds per 40 minutes.

SDSU Freshmen Rebs.

Rk	Name, Year	Rebounds
1.	Michael Cage, 1980-81	355
2.	Eddy Gordon, 1979-80	239
3.	•Marcus Slaughter, 2003-04	204
4.	Steve Copp, 1972-73	173
5.	Myron Epps, 1998-99	149
6.	Presnell Gilbert, 1976-77	143
7.	Kevin Brown, 1985-86	134
8.	•Evan Burns, 2002-03	132
9.	**•Kyle Spain, 2005-06**	**118**
10.	Vincent Okotie, 1998-99	117

Rk. - Indicates SDSU freshmen rank; • - Indicates Fisher era player.

2005-06 Game-By-Game Statistics

Date	Opponent	S	MP	FG-FGA	3FG-FGA	FT-FTA	REB	PF	A	TO	BK	S	TP
N.17	at Alaska Fairbanks		25	1-2	0-0	0-0	0-5-5	1	0	1	0	0	2
N.19	vs. Illinois-Chicago	S	32	3-6	0-0	1-3	2-8-10	2	2	3	0	1	7
N.20	vs. So. Mississippi	S	25	4-4	1-1	2-5	0-3-3	2	0	0	0	3	11
N.26	Albany	S	27	5-8	0-2	0-4	3-1-4	1	1	0	0	1	10
N.30	at San Diego	S	29	4-10	0-0	1-2	4-4-8	2	0	3	0	0	9
D.3	Point Loma Nazarene	S	27	6-9	0-0	3-3	2-7-9	2	0	3	2	1	15
D.6	at California	S	31	2-8	1-3	4-4	2-4-6	3	2	4	0	0	9
D.10	Washington State	S	27	3-10	0-1	0-2	4-4-8	2	2	0	1	2	6
D.17	UC Santa Barbara	S	30	8-10	0-1	1-3	1-6-7	1	2	3	0	5	17
D.20	Maryland-Baltimore Co.	S	26	5-12	1-1	5-6	4-5-9	0	1	2	0	2	16
D.27	at Providence	S	32	6-10	3-4	3-6	6-2-8	4	1	2	1	1	18
D.31	Loyola Marymount	S	29	1-5	0-1	7-8	2-3-5	3	1	4	2	1	9
J.4	*Colorado State	S	29	6-10	0-0	1-1	3-2-5	2	1	4	0	3	13
J.7	*at Air Force	S	25	4-8	0-1	1-2	2-3-5	2	0	0	0	0	9
J.11	*at Utah	S	30	2-8	0-1	0-1	3-4-7	5	0	2	0	1	4
J.14	*UNLV	S	27	2-4	2-2	4-4	1-2-3	4	3	1	0	1	10
J.18	*at TCU	S	32	3-6	2-2	2-2	3-7-10	1	4	5	1	1	10
J.21	*Brigham Young	S	18	1-3	0-1	2-4	1-1-2	3	1	1	0	1	4
J.25	*New Mexico	S	27	5-6	3-3	1-2	0-4-4	3	2	1	0	2	14
J.28	*at Wyoming			Did Not Play -CD									
F.4	*at Colorado State			Did Not Play -CD									
F.8	*Air Force			Did Not Play -CD									
F.11	*Utah												
F.16	*at UNLV												
F.18	*TCU												
F.22	*at Brigham Young												
F.25	*at New Mexico												
M.1	*Wyoming												
M.3	South Dakota State												
M.7-11	at Mountain West Conference Championships												

▶ Spain Career Statistics

Year	G-GS	Min.-Avg.	FG-FGA	Pct.	3P-3PA	Pct.	FT-FTA	Pct.	OR	DR	Reb	Avg.	PF-D	AT	TO	BS	ST	Pts	Avg.
05-06	19-18	528-27.8	71-139	.511	13-24	.542	38-62	.613	43	75	118	6.2	43-1	23	39	7	26	193	10.2

Season/Career Highs

Points
Season 22 vs. Colorado St., 1-4-06
Career 22 vs. Colorado St., 1-4-06
22 vs. Florida A&M, 11-30-04

Rebounds
Season 7 at Utah, 1-11-06
7 vs. LMU, 12-31-05
Career 7 at Utah, 1-11-06
7 vs. LMU, 12-31-05

Assists
Season 3 vs. New Mexico, 1-25-06
3 at Providence, 12-27-05
Career 5 at Northeastern, 12-22-03

Field Goals
Season 10 vs. Colorado St., 1-4-06
Career 10 vs. Colorado St., 1-4-06

Field Goals Attempted
Season 13 at Wyoming, 1-28-06
Career 13 at Wyoming, 1-28-06

Three-Point Field Goals
Season 1 at Wyoming, 1-28-06
1 at Utah, 1-11-06
Career 4 vs. Florida A&M, 11-30-04

Three-Point Field Goals Attempted
Season 1 at Utah, 1-11-06
1 vs. Colorado St., 1-4-06
1 at Providence, 12-27-05
Career 9 vs. Montana State, 11-25-03

Free Throws
Season 6 at Wyoming, 1-28-06
6 vs. LMU, 12-31-05
Career 6 at Wyoming, 1-28-06
6 vs. LMU, 12-31-05

Free Throws Attempted
Season 10 vs. LMU, 12-31-05
Career 10 vs. LMU, 12-31-05

Steals
Season 3 vs. BYU, 1-21-06
3 at Providence, 12-27-05
Career 3 at Providence, 12-27-05

Blocked Shots
Season 2 at CSU, 2-4-06
2 vs. New Mexico, 1-25-06
Career 3 vs. E. Kentucky, 3-7-04

Minutes Played
Season 37 vs. Air Force, 2-8-06
Career 37 vs. Air Force, 2-8-06

34 • Mohamed Abukar

Forward • 6-10 • 216 • Junior • San Diego, Calif.
(Rancho Bernardo High/Univ. of Florida)

Sat out the first 10 games of the 2004-05 season due to NCAA transfer rules after transferring from the University of Florida last winter... Has scored in double-figures in nine of the 12 games he has played for San Diego State... In 10 Mountain West Conference games, he has gone 57-for-99 from the field (57.6 percent) in 291 minutes... When he plays at least 33 minutes, the Aztecs are 6-0... Scored a game-high 18 points (8-12 FG) in a career-high 37 minutes of action against Air Force (2-8-06)... Shot 6-for-11 en route to 13 points at Colorado State (2-4-06)... Scored 17 points in the first half (19 points for the game) in the overtime road win over Wyoming (1-28-06)... In the game vs. New Mexico (1-25-06), he scored 12 points and had season highs of three assists and two blocks... Against the Cougars, he went 7-for-11 from the field en route to 15 points, five rebounds and a career-high tying three steals... Shot 7-for-12 from the field in the road victory at Utah (1-11-06) en route to 16 points... Also shared game-high honors with Kyle Spain after grabbing a career-high tying seven rebounds versus the Utes... Battled the flu at Air Force and was limited to 13 minutes, but scored eight points on 3-of-4 shooting... Had his best game as an Aztec tying his career high with 22 points (10-12 FGs) against Colorado State (1-4-06)... Made season debut at Providence (12-27-05) and scored 10 points in 29 minutes of action... Started against Loyola Marymount (12-31-05) and scored another 10 points, in addition to grabbing seven rebounds..

2005-06 Game-By-Game Statistics

Date	Opponent	S	MP	FG-FGA	3FG-FGA	FT-FTA	REB	PF	A	TO	BK	S	TP
N.17	at Alaska Fairbanks		Did Not Play - NCAA Transfer Rules										
N.19	vs. Illinois-Chicago		Did Not Play - NCAA Transfer Rules										
N.20	vs. So. Mississippi		Did Not Play - NCAA Transfer Rules										
N.26	Albany		Did Not Play - NCAA Transfer Rules										
N.30	at San Diego		Did Not Play - NCAA Transfer Rules										
D.3	Point Loma Nazarene		Did Not Play - NCAA Transfer Rules										
D.6	at California		Did Not Play - NCAA Transfer Rules										
D.10	Washington State		Did Not Play - NCAA Transfer Rules										
D.17	UC Santa Barbara		Did Not Play - NCAA Transfer Rules										
D.20	Maryland-Baltimore Co.		Did Not Play - NCAA Transfer Rules										
D.27	at Providence		29	4-10	0-0	2-4	2-0-2	2	3	3	0	3	10
D.31	Loyola Marymount	S	34	2-8	0-1	6-10	1-6-7	3	2	4	1	1	10
J.4	*Colorado State	S	33	10-12	0-1	2-2	1-0-1	3	1	3	0	1	22
J.7	*at Air Force	S	13	3-4	0-0	2-2	1-3-4	1	0	2	0	0	8
J.11	*at Utah	S	33	7-12	1-1	1-2	3-4-7	3	1	5	1	1	16
J.14	*UNLV	S	28	3-11	0-1	2-2	2-1-3	2	1	0	0	2	8
J.18	*at TCU	S	25	3-6	0-0	0-0	1-4-5	4	1	2	0	0	6
J.21	*Brigham Young	S	31	7-11	0-0	1-1	3-2-5	2	0	0	0	3	15
J.25	*New Mexico	S	33	4-7	0-0	4-4	1-1-2	1	3	0	2	1	12
J.28	*at Wyoming	S	25	6-13	1-2	6-7	2-2-4	5	0	3	0	1	19
F.4	*at Colorado State	S	33	6-11	1-2	0-0	2-2-4	3	1	5	2	0	13
F.8	*Air Force	S	37	8-12	0-1	2-4	1-1-2	1	0	0	0	1	18
F.11	*Utah												
F.16	*at UNLV												
F.18	*TCU												
F.22	*at Brigham Young												
F.25	*at New Mexico												
M.1	*Wyoming												
M.3	South Dakota State												
M.7-11	at Mountain West Conference Championships												

▶ Abukar Career Statistics

*at Florida

Year	G-GS	Min.-Avg.	FG-FGA	Pct.	3P-3PA	Pct.	FT-FTA	Pct.	OR	DR	Reb	Avg.	PF-D	AT	TO	BS	ST	Pts.	Avg.
03-04*	30-0	402-13.4	30-88	.341	17-64	.266	4-7	.571	19	43	62	2.1	27-0	22	25	12	7	81	2.7
04-05*	7-0	72-10.3	12-26	.462	6-14	.429	5-6	.833	2	8	10	1.4	7-0	4	4	1	1	35	5.0
05-06	12-11	354-29.5	63-117	.538	3-9	.333	28-38	.737	20	26	46	3.8	30-1	13	27	6	14	157	13.1
Totals	**49-11**	**828-16.9**	**105-231**	**.455**	**26-89**	**.292**	**37-51**	**.725**	**41**	**77**	**118**	**2.4**	**64-1**	**39**	**56**	**19**	**22**	**273**	**5.6**

Season/Career Highs

Points
Season 26 vs WSU, 12-10-05
Career 28 vs. UCSB, 11-19-04

Rebounds
Season 20 vs. UNLV, 1-14-06
Career 20 vs. UNLV, 1-14-06

Assists
Season 6 vs. Colorado St., 1-4-06
Career 6 vs. Colorado St., 1-4-06

Field Goals
Season 9 at TCU, 1-18-06
Career 9 at TCU, 1-18-06

Field Goals Attempted
Season 16 vs. Albany, 11-26-05
Career 20 vs. California, 12-11-04

Three-Point Field Goals
Season
Career 3 at UCSB, 12-4-04
3 vs. LBSU, 11-21-03

Three-Point Field Goals Attempted
Season 1 at TCU, 1-18-06
Career 4 vs. California, 12-11-04
4 at UCSB, 12-4-04

Free Throws
Season 12 at Wyoming, 1-28-06
12 vs. UNLV, 1-14-06
12 vs. WSU, 12-10-05
Career 12 at Wyoming, 1-28-06
12 vs. UNLV, 1-14-06
12 vs. WSU, 12-10-05
12 vs. UCSB, 11-19-04

Free Throws Attempted
Season 16 at Wyoming, 1-28-06
Career 16 at Wyoming, 1-28-06

Steals
Season 2 at CSU, 2-4-06
2 vs. BYU, 1-21-06
2 vs. UNLV, 1-14-06
2 vs. Albany, 11-26-05
Career 5 at UNM, 2-28-04

Blocked Shots
Season 5 vs. UNLV, 1-14-06
Career 5 vs. UNLV, 1-14-06

Minutes Played
Season 39 vs. WSU, 12-10-05
Career 41 vs. UCSB, 11-19-04

42 • Marcus Slaughter

Forward • 6-9 • 220 • Junior • Riverside, Calif. (J.W. North High)



MWC Rankings (as of 2/9): 1st in rebounding, 1st in offensive rebounding, 1st in defensive rebounding, 2nd in scoring, 6th in free throw percentage and 7th in blocked shots
SDSU Career Rankings: 3rd in rebound average~, 4th in free throws~, 8th in rebounding~, 9th in blocked shots^, 14th in minutes played^, 15th in steals^, 16th in scoring average. (^ - record kept since 1978-79 season; ~ - Division I era)

According to the NCAA, he ranks 10th nationally in rebounding through games of Feb. 6... The media pick for preseason MWC player of the year... MWC Player of the Week on two occasions this season... Slaughter ranks in the top 10 of six different MWC stat categories... Scored 20 or more points in four straight games and had three consecutive double-doubles, both career firsts, until a left knee injury forced the junior out of the UCSB game (12-17-05)... Had 52 rebounds in three straight games (vs. UNLV, at TCU, vs. BYU), the highest three-game total of his career... Has posted three straight double-doubles and now has three streaks of three straight double-doubles this season... Posted 23 points and 18 rebounds at TCU (1-18-06)... Against UNLV (1-14-06), he scored 20 pts. and had 20 rebs... His 20 boards were the most by an Aztec since Michael Cage (1984), and set a new Cox Arena record and school record for rebounds in a MWC game... Is only the sixth player at SDSU to record at least 20 rebs... Connected on at least 10 free throws in consecutive games twice this year... Has 23 career double-doubles, 11 this season and nine in his last 14 games... The 23 career double-doubles are the third most in school history (since the statistic started being tracked in 75-76)... Returned from injury to grab 11 rebs. and post a career high six assists against CSU (1-4-06)... Made 106 of his last 128 FTA (82.8 percent)... Pulled down 187 rebounds in his last 16 games (11.7 rpg)... Had his 28-game double-figure scoring streak snapped against UIC (11-19-05); was the third-longest streak in school history... Led the team in rebounding 14 times this season... In his career, he has led the team in scoring 21 times, rebounding 45 times and assists five times... Shot 50 percent or better from the field in 10 games this season.

SDSU Career Rebounding

Rk	DI	Name, Years	Rebounds
1.	1.	Michael Cage, 81-82-83-84	1,317
2.	-	Al Skalecky, 66-67-68	1,090
3.	-	Larry Meek, 63-64-65	764
4.	2.	Steve Copp, 73-74-75-76	737
5.	3.	Leonard Allen, 82-83-84-85	724
6.	4.	Joel Kramer, 74-76-77-79	711
7.	5.	◆Aerick Sanders, 01-02-03-04	686
8.	**6.**	**◆Marcus Slaughter, 04-05-06**	**654**
9.	-	Noel Mickelsen, 54-55-56	642
10.	7.	Will Connelly, 75-76-77	641

Rk. - Indicates SDSU career rank; DI - Indicates Division I era rank. ◆ - Indicates Fisher era player.

2005-06 Game-By-Game Statistics

Date	Opponent	S	MP	FG-FGA	3FG-FGA	FT-FTA	REB	PF	A	TO	BK	S	TP
N.17	at Alaska Fairbanks	S	26	6-12	0-0	4-6	4-7-11	4	1	5	1	1	16
N.19	vs. Illinois-Chicago	S	23	4-7	0-0	1-2	1-4-5	2	4	5	0	0	9
N.20	vs. So. Mississippi	S	31	6-12	0-0	6-8	2-3-5	2	2	1	0	0	18
N.26	Albany	S	33	6-16	0-0	4-6	9-6-15	4	2	6	2	2	16
N.30	at San Diego	S	34	7-15	0-0	9-14	5-4-9	4	1	4	1	1	23
D.3	Point Loma Nazarene	S	33	8-12	0-0	9-9	6-8-14	3	2	3	2	1	25
D.6	at California	S	34	8-14	0-0	6-7	4-9-13	4	1	2	0	0	22
D.10	Washington State	S	39	7-15	0-0	12-15	7-10-17	2	1	4	1	0	26
D.17	UC Santa Barbara	S	8	1-5	0-0	0-0	0-3-3	0	0	0	0	0	2
D.20	Maryland-Baltimore Co.		Did Not Play - Injured										
D.27	at Providence		Did Not Play - Injured										
D.31	Loyola Marymount		Did Not Play - Injured										
J.4	*Colorado State	S	26	1-7	0-0	4-5	2-9-11	5	6	1	2	1	6
J.7	*at Air Force	S	38	4-5	0-0	2-3	4-5-9	3	3	2	3	0	10
J.11	*at Utah	S	25	2-2	0-0	10-12	1-0-1	5	0	3	0	0	14
J.14	*UNLV	S	37	4-10	0-0	12-14	5-15-20	3	0	4	5	2	20
J.18	*at TCU	S	36	9-12	0-1	5-7	5-13-18	3	4	2	1	1	23
J.21	*Brigham Young	S	33	4-10	0-0	9-10	3-11-14	0	3	0	1	2	17
J.25	*New Mexico	S	38	4-6	0-0	10-13	1-3-4	2	2	3	0	0	18
J.28	*at Wyoming	S	37	6-15	0-0	12-16	6-7-13	3	2	2	0	1	24
F.4	*at Colorado State	S	38	8-11	0-0	9-11	1-10-11	3	3	3	2	2	25
F.8	*Air Force	S	32	5-11	0-0	6-6	8-7-15	3	1	5	0	1	16
F.11	*Utah												
F.16	*at UNLV												
F.18	*TCU												
F.22	*at Brigham Young												
F.25	*at New Mexico												
M.1	*Wyoming												
M.3	South Dakota State												
M.7-11	at Mountain West Conference Championships												

▶ Slaughter Career Statistics

Year	G-GS	Min.-Avg.	FG-FGA	Pct.	3P-3PA	Pct.	FT-FTA	Pct.	OR	DR	Reb	Avg.	PF-D	AT	TO	BS	ST	Pts.	Avg.
03-04	30-18	755-25.2	87-184	.473	8-24	.333	55-76	.724	84	120	204	6.8	67-2	22	36	17	34	237	7.9
04-05	27-27	922-34.1	165-352	.469	9-39	.231	141-202	.698	91	151	242	9.0	87-4	35	84	30	37	480	17.8
05-06	19-19	601-31.6	100-197	.508	0-1	.000	130-164	.793	74	134	208	10.9	55-2	38	55	21	15	330	17.4
Totals	**76-64**	**2278-30.0**	**352-733**	**.480**	**17-64**	**.266**	**326-442**	**.738**	**249**	**405**	**654**	**8.6**	**209-8**	**95**	**175**	**68**	**86**	**1047**	**13.8**

Season/Career Highs

Points
Season 10 vs. UCSB, 12-17-05
10 at San Diego, 11-30-05
Career 10 vs. UCSB, 12-17-05
10 at San Diego, 11-30-05

Rebounds
Season 10 vs. UMBC, 12-20-05
10 at San Diego, 11-30-05
Career 13 vs. South Dakota State, 1-3-05

Assists
Season 2 vs. BYU, 1-21-06
Career 3 vs.CSU, 1-24-05

Field Goals
Season 5 vs. UCSB, 12-17-05
Career 5 vs. UCSB, 12-17-05

Field Goals Attempted
Season 9 vs. PLNU, 12-3-05
Career 9 vs. PLNU, 12-3-05

Three-Point Field Goals
Season
Career

Three-Point Field Goals Attempted
Season
Career

Free Throws
Season 2 vs. UNLV, 1-14-06
2 at San Diego, 11-30-05
Career 3 vs. South Dakota State, 1-3-05

Free Throws Attempted
Season 8 at Providence, 12-27-05
Career 8 at Providence, 12-27-05

Steals
Season 3 at California, 12-6-05
Career 3 at California, 12-6-05
3 at Washington, 12-7-04

Blocked Shots
Season 3 at Providence, 12-27-05
3 at San Diego, 11-30-05
Career 3 at Providence, 12-27-05
3 at San Diego, 11-30-05
3 vs. South Dakota State, 1-3-05

Minutes Played
Season 31 vs. UCSB, 12-17-05
Career 31 at Washington, 12-7-04

50 • Mohamed Camara

Center • 6-10 • 245 • Senior • Conakry, Guinea
(Moore (Ky.) High/Riverside (Calif.) College)



MWC Rankings (as of 2/9): 8th in offensive rebounding, 15th in blocked shots, 18th in rebounding

Played in 21 games and has made eight starts this season... Is averaging 15.5 minutes per game and has shown significant improvement over his junior campaign... Scored in 13 of 21 games this season... Shooting 52.9 percent from the field this season after connecting on 38.5 percent of his attempts last season... Scoring and rebounding averages are also up over last season... Already posted four dunks this season, after being held without a dunk as a junior... Has six or more rebounds in eight games this season... After coming up with some big rebounds at Utah (1-11-06), he followed it up by scoring six straight points vs. UNLV (1-14-06) at one point to keep the Rebels at bay when they were making a run late in the second half... Ended the UNLV game with eight points and three rebounds in just 11 minutes of action... Recorded an assist in three straight games (broken against Colorado State (1-4-06))... Tied his career high with 10 points against UCSB (12-17-05)... Played a career-tying best 31 minutes against the Gauchos... Recorded his first career double-double (10 points, 10 rebounds) at San Diego (11-30-05)... His 10 points against the Toreros was a career best... Also played a then season-high 30 minutes versus USD... Eight of his 10 boards at San Diego were of the offensive variety... Averaging 10.8 rebounds per 40 minutes of action this season... Made 13 of his last 22 attempts from the field.

2005-06 Game-By-Game Statistics

Date	Opponent	S	MP	FG-FGA	3FG-FGA	FT-FTA	REB	PF	A	TO	BK	S	TP
N.17	at Alaska Fairbanks		16	2-2	0-0	0-1	1-5-6	1	0	1	0	1	4
N.19	vs. Illinois-Chicago		21	2-4	0-0	0-0	3-4-7	3	0	1	1	1	4
N.20	vs. So. Mississippi		19	1-1	0-0	0-0	1-2-3	1	0	0	0	1	2
N.26	Albany		6	0-1	0-0	1-2	0-1-1	4	0	0	0	0	1
N.30	at San Diego	S	30	4-6	0-0	2-6	8-2-10	4	1	1	3	1	10
D.3	Point Loma Nazarene	S	15	2-9	0-0	1-1	3-5-8	2	0	1	0	1	5
D.6	at California	S	29	3-5	0-0	0-0	3-1-4	2	0	1	1	3	6
D.10	Washington State	S	22	0-0	0-0	0-0	0-1-1	2	0	2	1	0	0
D.17	UC Santa Barbara	S	31	5-6	0-0	0-1	6-3-9	3	0	1	2	0	10
D.20	Maryland-Baltimore Co.	S	26	2-2	0-0	0-5	4-6-10	2	1	1	2	0	4
D.27	at Providence	S	24	0-4	0-0	1-8	3-6-9	4	1	0	3	0	1
D.31	Loyola Marymount	S	14	1-2	0-0	0-2	2-3-5	2	1	1	1	0	2
J.4	*Colorado State		13	0-1	0-0	0-0	2-4-6	1	0	1	0	1	0
J.7	*at Air Force		1	0-0	0-0	0-0	0-1-1	0	0	1	0	0	0
J.11	*at Utah		18	2-2	0-0	0-0	3-2-5	3	1	1	0	1	4
J.14	*UNLV		11	3-5	0-0	2-2	3-0-3	1	0	1	0	1	8
J.18	*at TCU		6	0-0	0-0	0-2	0-0-0	1	0	1	0	0	0
J.21	*Brigham Young		4	0-0	0-0	0-0	0-0-0	0	2	0	1	0	0
J.25	*New Mexico		2	0-0	0-0	0-0	0-0-0	0	0	0	0	0	0
J.28	*at Wyoming		15	0-1	0-0	0-1	0-1-1	3	0	0	0	0	0
F.4	*at Colorado State		2	0-0	0-0	0-0	0-0-0	1	0	0	0	0	0
F.8	*Air Force			Did Not Play-CD									
F.11	*Utah												
F.16	*at UNLV												
F.18	*TCU												
F.22	*at Brigham Young												
F.25	*at New Mexico												
M.1	*Wyoming												
M.3	South Dakota State												
M.7-11	at Mountain West Conference Championships												

▶ Camara Career Statistics

Year	G-GS	Min.-Avg.	FG-FGA	Pct.	3P-3PA	Pct.	FT-FTA	Pct.	OR	DR	Reb	Avg.	PF-D	AT	TO	BS	ST	Pts.	Avg.
04-05	29-21	494-17.0	30-78	.385	0-0	.000	10-25	.400	52	58	110	3.8	63-3	15	25	18	19	70	2.4
05-06	21-8	325-15.5	27-51	.529	0-0	.000	7-31	.226	42	47	89	4.2	40-0	7	15	15	11	61	2.9
Totals	**50-29**	**819-16.4**	**57-129**	**.442**	**0-0**	**.000**	**17-56**	**.304**	**94**	**105**	**199**	**4.0**	**103-3**	**22**	**40**	**33**	**30**	**131**	**2.6**

Aztec Players

TEAM
SAN DIEGO STATE BASKETBALL

2005-06 San Diego State Alphabetical Roster

No.	Name	Pos.	Ht.	Wt.	Yr.	Exp.	Most Recent Div. I Season PPG	RPG	APG	Hometown (High School/Previous School)
34	Mohamed Abukar	F	6-10	216	Jr.	Tr.	5.0	1.4	0.6	San Diego, Calif. (Rancho Bernardo High/Univ. of Florida)
50	Mohamed Camara	C	6-10	245	Sr.	1L	2.4	3.8	0.5	Conakry, Guinea (Moore (Ky.) High/Riverside (Calif.) College)
20	Trimaine Davis	C	6-7	235	Sr.	2L	5.2	2.3	0.2	West Pittsburg, Calif. (Pittsburg High)
1	Brandon Heath	G	6-4	198	Jr.	2L	18.3	3.5	3.7	Los Angeles, Calif. (Westchester High)
00	Brett Hoerner	F	6-11	206	Fr.	HS	---	---	---	Fullerton, Calif. (Fullerton High)
30	Chris Lamb	F	6-10	231	Fr.	RS	---	---	---	Louisville, Colo. (Monarch High)
24	Tim McGrath	F	6-5	187	Fr.	RS	---	---	---	Santa Monica, Calif. (Santa Monica High)
15	John Sharper	G	6-0	190	Sr.	3L	6.0	1.1	1.3	Oakland, Calif. (St. Mary's High)
42	Marcus Slaughter	F	6-9	220	Jr.	2L	17.8	9.0	1.3	Riverside, Calif. (J.W. North High)
33	Kyle Spain	F	6-5	218	Fr.	HS	---	---	---	Newark, Calif. (Newark Memorial High)
21	Matt Thomas	G	6-3	200	So.	1L	6.1	3.4	1.5	Riverside, Calif. (Martin Luther King High)
3	Richie Williams	G	5-9	158	Fr.	HS	---	---	---	Spring Valley, Calif. (Steele Canyon High)

2005-06 San Diego State Numerical Roster

No.	Name	Pos.	Ht.	Wt.	Yr.	Exp.	Most Recent Div. I Season PPG	RPG	APG	Hometown (High School/Previous School)
00	Brett Hoerner	F	6-11	206	Fr.	HS	---	---	---	Fullerton, Calif. (Fullerton High)
1	Brandon Heath	G	6-4	198	Jr.	2L	18.3	3.5	3.7	Los Angeles, Calif. (Westchester High)
3	Richie Williams	G	5-9	158	Fr.	HS	---	---	---	Spring Valley, Calif. (Steele Canyon High)
15	John Sharper	G	6-0	190	Sr.	3L	6.0	1.1	1.3	Oakland, Calif. (St. Mary's High)
20	Trimaine Davis	C	6-7	235	Sr.	2L	5.2	2.3	0.2	West Pittsburg, Calif. (Pittsburg High)
21	Matt Thomas	G	6-3	200	So.	1L	6.1	3.4	1.5	Riverside, Calif. (Martin Luther King High)
24	Tim McGrath	F	6-5	187	Fr.	RS	---	---	---	Santa Monica, Calif. (Santa Monica High)
30	Chris Lamb	F	6-10	231	Fr.	RS	---	---	---	Louisville, Colo. (Monarch High)
33	Kyle Spain	F	6-5	218	Fr.	HS	---	---	---	Newark, Calif. (Newark Memorial High)
34	Mohamed Abukar	F	6-10	216	Jr.	Tr.	5.0	1.4	0.6	San Diego, Calif. (Rancho Bernardo High/Univ. of Florida)
42	Marcus Slaughter	F	6-9	220	Jr.	2L	17.8	9.0	1.3	Riverside, Calif. (J.W. North High)
50	Mohamed Camara	C	6-10	245	Sr.	1L	2.4	3.8	0.5	Conakry, Guinea (Moore (Ky.) High/Riverside (Calif.) College)

Head Coach: Steve Fisher (Illinois State, 1967)
Assistant Head Coach: Brian Dutcher (Minnesota, 1982)
Assistant Coaches: Gregg Gottlieb (UCLA, 1995), Mark Hughes (Michigan, 1989)
Director of Operations: Mark Fisher (Michigan, 2001)
Dir. of Player Development: Matt Soria (San Diego State, 2001)
Athletic Trainer: Mark Haines (Metropolitan State College, 1987)

Eligible in 2006-07 Season

No.	Name	Pos.	Ht.	Wt.	Yr.	Exp.	Most Recent Div. I Season PPG	RPG	APG	Hometown (High School/Previous School)
32	Lorrenzo Wade	F	6-6	212	So.	TR	3.9	1.7	0.2	Las Vegas, Nev. (Hargrave Academy/Univ. of Louisville)

▶ Pronunciations

Mohamed Abukar
Mohamed AH-boo-kar
Mohamed Camara
Mohamed kuh-MAR-uh
Brett Hoerner
Brett HORN-er

▶ By Class

Seniors (3)
Mohamed Camara, Trimaine Davis, John Sharper
Juniors (3)
Mohamed Abukar, Brandon Heath, Marcus Slaughter
Sophomores (1)
Matt Thomas
Freshmen (5)
Brett Hoerner, Chris Lamb, Tim McGrath, Kyle Spain, Richie Williams

▶ By Position

Guards (4)
Brandon Heath, John Sharper, Matt Thomas, Richie Williams
Forwards (6)
Mohamed Abukar, Brett Hoerner, Chris Lamb, Tim McGrath, Marcus Slaughter, Kyle Spain
Centers (2)
Mohamed Camara, Trimaine Davis

Last Time It Happened

TEAM MISCELLANEOUS

San Diego State played an overtime game ..... Jan. 28, 2006, at Wyoming - ot-W, 78-77
San Diego State won an overtime game ..... Jan. 28, 2006, at Wyoming - ot-W, 78-77
San Diego State played a double overtime game ..... Jan. 24, 2004, at Colorado State - 2ot-L, 82-92
San Diego State played a triple overtime game ..... Jan. 2, 2000, vs. Air Force - 3ot-L, 77-81
San Diego State played consecutive overtime games ..... Feb. 12 and 19, 2005, vs. UNLV - ot-L, 91-93 and at Colorado State - ot-L, 88-93
San Diego State won a game in the final seconds ..... Jan. 28, 2006, at Wyoming, Trimaine Davis reverse lay-up off miss and makes free throw to complete three-point play (:00.3) - ot-W, 78-77
San Diego State lost a game in the final seconds ..... Jan. 26, 2002, vs. UNLV, Louis Amundson made front end of two-shot foul (:02.4) - ot-L, 79-80

TEAM SCORING

San Diego State scored 100 or more points ..... Dec. 2, 1998, vs. Southern Cal College - W, 103-49
San Diego State scored 90 or more points ..... Feb. 12, 2005, vs. UNLV - ot-L, 91-93
San Diego State scored 80 or more points ..... Feb. 4, 2006, at Colorado State - W, 85-81
San Diego State scored less than 50 points ..... Dec. 10, 2005, vs. Washington State - L, 49-60
An opponent scored 100 or more points ..... Mar. 3, 2003, at Colorado State - L, 89-102
An opponent scored less than 50 points ..... Dec. 20, 2005, vs. Maryland-Baltimore County - W, 58-45
San Diego State scored 50 or more points in a half ..... Jan. 14, 2006 vs. UNLV (51 in 2nd half) - W, 83-67
San Diego State scored 40 or more points in a half ..... Feb. 4, 2006, at Colorado State (40 in 2nd half) - W, 85-81
San Diego State won by 40 or more points ..... Nov. 27, 2000, vs. UC San Diego - W, 98-53
San Diego State won by 30 or more points ..... Nov. 27, 2004, vs. UC San Diego - W, 86-51
San Diego State won by 20 or more points ..... Jan. 21, 2006, vs. Brigham Young - W, 88-61

INDIVIDUAL SCORING

SDSU player had 50 or more points ..... Feb. 20, 1986, Anthony Watson (54) vs. U.S. International - W, 138-93
SDSU player had 40 or more points ..... Feb. 20, 1986, Anthony Watson (54) vs. U.S. International - W, 138-93
SDSU player had 35 or more points ..... Jan. 15, 2005, Brandon Heath (37) at UNLV - W, 81-73
SDSU player had 30 or more points ..... Jan. 15, 2005, Brandon Heath (37) at UNLV - W, 81-73
SDSU player made 10 or more field goals in a game ..... Feb. 4, 2006, Brandon Heath (10) at Colorado State - W, 85-81
SDSU player scored 20 or more points in a half ..... Jan. 15, 2005, Brandon Heath (23 in 2nd half) at UNLV - W, 81-73

MULTIPLE INDIVIDUAL SCORING

Three SDSU players had 20 points in same game ..... Dec. 1, 2001, Tony Bland (22), Al Faux (21), Randy Holcomb (20) vs. CSU Northridge - W, 80-70
Two SDSU players had 20 points in same game ..... Jan. 4, 2006, Mohamed Abukar (22), Brandon Heath (22) vs. Colorado State - W, 83-75
Five SDSU players scored in double figures in same game
..... Jan. 25, 2006, Marcus SLaughter (18), Kyle Spain (14), Mohamed Abukar (12), John Sharper (12), Brandon Heath (10) vs. New Mexico - W, 75-69
Four SDSU players scored in double figures in same game
..... Feb. 8, 2006, Mohamed Abukar (18), Marcus Slaughter (16), Richie Williams (11), Brandon Heath (10) vs. Air Force - W, 61-51

CONSECUTIVE INDIVIDUAL SCORING

SDSU player had consecutive 30-point games ..... Jan. 27 and 30, 1986, Anthony Watson vs. Wyoming (30) and vs. Colorado State (31)
SDSU player had five consecutive 20-point games ..... Dec. 27, Dec. 31, Jan. 4, Jan. 7, Jan. 11, 2006, Brandon Heath
SDSU player had consecutive 10-plus made free-throw games ..... Jan. 25 and 28, 2006, Marcus Slaughter vs. New Mexico and at Wyoming

TEAM REBOUNDING

San Diego State had 45 or more rebounds ..... Dec. 3, 2005, vs. Point Loma Nazarene (47) - W, 88-77
San Diego State had 40 or more rebounds ..... Jan. 28, 2006, at Wyoming (42) - ot-W, 78-77
+20-Rebound Margin ..... Jan. 18, 2006, at TCU (+21) - W, 76-57
+15-Rebound Margin ..... Jan. 18, 2006, at TCU (+21) - W, 76-57
+10-Rebound Margin ..... Feb. 8, 2006, vs. Air Force (+13) - W, 61-51

INDIVIDUAL REBOUNDING

SDSU player had 20 or more rebounds ..... Jan. 14, 2006, Marcus Slaughter vs. UNLV (20) - W, 83-67
SDSU player had 15 or more rebounds ..... Feb. 8, 2006, Marcus Slaughter vs. Air Force (15) - W, 61-51
SDSU player had 10 or more rebounds ..... Feb. 8, 2006, Marcus Slaughter vs. Air Force (15) - W, 61-51

DOUBLE-DOUBLES

SDSU player had a triple-double ..... never
SDSU player had a double-double ..... Feb. 8, 2006, Marcus Slaughter (16 points, 15 rebounds) vs. Air Force - W, 61-51
SDSU player had a point-assist double-double ..... Jan. 2, 2000, Bradley Jackson (17 points, 11 assists) vs. High Point - W, 74-63
Two SDSU players had double-double in same game
..... Jan. 14, 2006, Marcus Slaughter (23 points, 18 rebounds) and Kyle Spain (10 points, 10 rebounds) at TCU - W, 76-57

Last Time It Happened

Three SDSU players had double-double in same game
.....Dec. 7, 1982, Eddy Gordon (15 points, 11 rebounds), Keith Smith (14 points, 14 rebounds), Michael Cage (12 points, 11 rebounds) vs. Doane College - W, 100-88
SDSU player had three consecutive double-doubles
.....Jan. 14, 18 and 21, 2006, vs. UNLV (20 points, 20 rebounds), at TCU (23 points, 18 rebounds) and vs. Brigham Young (17 points, 14 rebounds)

TEAM ASSISTS
San Diego State had 25 or more assists .....Dec. 1, 2001, vs. Cal State Northridge (26) - W, 80-70
San Diego State had 20 or more assists .....Nov. 27, 2004, vs. UC San Diego (23) - W, 86-51
San Diego State had 15 or more assists .....Feb. 4, 2006, at Colorado State (19) - W, 85-81

INDIVIDUAL ASSISTS
SDSU player had 15 or more assists .....Mar. 7, 1981, Tony Gwynn (16) vs. New Mexico - W, 92-84
SDSU player had 10 or more assists .....Mar. 1, 2001, Deandre Moore (11) vs. Wyoming - L, 62-69

TEAM STEALS
San Diego State had 15 or more steals .....Jan. 22, 2005, vs. Wyoming (15) - ot-L, 81-88
San Diego State had 10 or more steals .....Feb. 4, 2006, at Colorado State (11) - W, 85-81

INDIVIDUAL STEALS
SDSU player had 9 or more steals .....Feb. 20, 1986, Tracy Dildy (9) vs. USIU - W, 138-93
SDSU player had 5 or more steals .....Jan. 21, 2006, Richie Williams (5) vs. Brigham Young - W, 88-61

TEAM BLOCKS
San Diego State had 10 or more blocks .....Jan. 21, 2002, vs. Wyoming (11) - ot-L, 85-88
San Diego State had 5 or more blocks .....Jan. 14, 2006, vs. UNLV (5) - W, 83-67

INDIVIDUAL BLOCKS
SDSU player had 5 or more blocks .....Jan. 14, 2006, Marcus Slaughter vs. UNLV (5) - W, 83-67
SDSU player had 3 or more blocks .....Jan. 14, 2006, Marcus Slaughter vs. UNLV (5) - W, 83-67

TEAM TURNOVERS
San Diego State had 10 or fewer turnovers .....Jan. 21, 2006, vs. Brigham Young (8) - W, 88-61
San Diego State forced 25 or more turnovers .....Nov. 27, 2004, vs. UC San Diego (27) - W, 86-51
San Diego State forced 20 or more turnovers .....Jan. 28, 2006, at Wyoming (21) - ot-W, 78-77

INDIVIDUAL MINUTES
SDSU player played 50 or more minutes .....Jan. 20, 2000, Myron Epps (50) vs. Air Force - 3ot-L, 77-81
SDSU player played 45 or more minutes .....Feb. 9, 2004, Aerick Sanders (45) at Brigham Young - ot-L, 69-83
SDSU player played 40 or more minutes .....Jan. 28, 2006, John Sharper (43), Brandon Heath (41) at Wyoming - ot-W, 78-77

TEAM THREE-POINTERS
San Diego State made 15 or more three-point shots .....Dec. 2, 2002, vs. UC San Diego (16) - W, 87-57
San Diego State made 10 or more three-point shots .....Dec. 31, 2005, vs. Loyola Marymount (10) - W, 84-68

INDIVIDUAL THREE-POINTERS
SDSU player made 9 or more three-point shots .....Dec. 27, 1986, Tony Ross (9) vs. Manhattan - W, 77-69
SDSU player made 5 or more three-point shots .....Feb. 4, 2006, Brandon Heath (5) at Colorado State - W, 85-81

TEAM FREE THROWS
San Diego State had a 85 percent or higher free-throw percentage (min. 15 att.) .....Jan. 4, 2006, vs. Colorado State (89.5 percent - 17-19) - W, 83-75
San Diego State had a 80 percent or higher free-throw percentage (min. 15 att.) .....Feb. 4, 2006, at Colorado State (80.0 percent, 16-20) - W, 85-81
San Diego State attempted 40 or more free-throws .....Feb. 12, 2005, vs. UNLV (40) - ot-L, 91-93
San Diego State attempted 30 or more free-throws .....Jan. 28, 2006, at Wyoming (32) - ot-W, 78-77

INDIVIDUAL FREE THROWS
SDSU player made 10 or more free-throws in a game .....Jan. 28, 2006, Marcus Slaughter (12-16) at Wyoming - ot-W, 78-77
SDSU player made 100 percent free-throw percentage (min. 10 att.) .....Feb. 12, 2005, Brandon Heath (17-17) vs. UNLV - ot-L, 91-93

TEAM SHOOTING PERCENTAGE
SDSU made 60 percent or better from the field .....Feb. 4, 2006, at Colorado State (63.8 percent - 30-47) - W, 85-81
SDSU made 55 percent or better from the field .....Feb. 4, 2006, at Colorado State (63.8 percent - 30-47) - W, 85-81
SDSU had four consecutive 50% or better games .....
Dec. 31, 2005, vs. LMU (53.1 percent), Jan. 4, 2006, vs. Colorado State (52.6 percent), Jan. 7, 2006 at Air Force (56.8 percent) and Jan. 11 at Utah (50.0 percent)

SDSU Career Records

Points

Rk	DI	Name, Years	Points
1.	1.	Michael Cage, 81-82-83-84	1,846
2.	2.	Anthony Watson, 83-84-85-86	1,735
3.	-	Tony Pinkins, 55-56-57	1,475
4.	-	Bob Brady, 52-53-54	1,389
5.	**3.**	**•Brandon Heath, 04-05-06**	**1,337**
6.	4.	Steve Copp, 73-74-75-76	1,307
7.	-	Al Skalecky, 66-67-68	1,271
8.	5.	Tony Ross, 87-88-89	1,259
9.	6.	Chad Nelson, 94-95-96-97	1,225
10.	7.	Will Connelly, 75-76-77	1,188
10.	-	Von Jacobsen, 69-70-71	1,188
12.	-	Bernie Finlay, 58-59-60	1,110
13.	8.	•Myron Epps, 99-00-01-02	1,090
14.	9.	Eddie Morris, 80-81-82-83	1,089
15.	-	Danny Newport, 54-55-56	1,048
16.	**10.**	**•Marcus Slaughter, 04-05-06**	**1,047**
17.	-	Milton Phelps, 39-40-41	1,043
18.	-	Dave Miller, 66-67-68	1,034
19.	11.	Leonard Allen, 82-83-84-85	1,019
20.	12.	•Tony Bland, 02-03	1,012
21.	13.	Kim Goetz, 78-79	1,005
22.	14.	•Randy Holcomb, 01-02	1,002
	15.	Joel Kramer, 74-76-77-78	949
	16.	Mike Dodd, 76-77-78-79	928
	17.	Tony Gwynn, 78-79-80-81	925
	18.	Jason Richey, 97-98	908
	19.	Courtie Miller, 90-91-92-93-94	891
	20.	Joe McNaull, 91-92-93	843
	21.	Steve Malovic, 78-79	838
	22.	Eddy Gordon, 80-81-82-83	807
	23.	•Aerick Sanders, 01-02-03-04	806
	24.	Jimmy Harris, 71-72	800
	25.	Mitch McMullen, 88-89	799
	26.	•Al Faux, 01-02	794
	26.	Zach Jones, 81-82	794

Scoring Average

min. 600 points

Rk	DI	Name, Years	PPG
1.	-	Bob Brady, 52-53-54	18.8
2.	1.	Kim Goetz, 78-79	18.6
3.	-	Tony Pinkins, 55-56-57	18.1
4.	2.	Jason Richey, 97-98	17.5
5.	**3.**	**•Brandon Heath, 04-05-06**	**16.5**
5.	3.	Michael Cage, 81-82-83-84	16.5
7.	5.	•Randy Holcomb, 01-02	16.4
8.	6.	•Tony Bland, 02-03	16.1
9.	7.	Anthony Watson, 83-84-85-86	15.8
10.	-	Al Skalecky, 66-67-68	15.5
11.	-	Von Jacobsen, 69-70-71	15.4
12.	8.	Chris McMurray, 72-73	15.238
13.	9.	Steve Malovic, 78-79	15.236
13.	-	Bernie Finlay, 58-59-60	15.205
15.	-	Dick Maureau, 61-62	15.1
16.	10.	Marty Dow, 90-91	14.9
17.	11.	Jimmy Harris, 71-72	14.814
18.	12.	Tony Ross, 87-88-89	14.812
19.	13.	Zack Jones, 81-82	14.7
20.	14.	Will Connelly, 75-76-77	14.5
21.	-	Bob Lundgren, 67-68	14.3
22.	15.	Steve Copp, 73-74-75-76	14.1
	16.	**•Marcus Slaughter, 04-05-06**	**13.8**
	16.	•Al Faux, 01-02	13.84
	18.	Mitch McMullen, 88-89	13.78
	19.	Matt Watts, 98-99	13.7
	20.	Marc Carter, 94-95	12.70
	21.	Presnell Gilbert, 77-78-79	12.68
	22.	Jimmy Wilkins, 71-72	12.6

Rebounds

Rk	DI	Name, Years	Rebounds
1.	1.	Michael Cage, 81-82-83-84	1,317
2.	-	Al Skalecky, 66-67-68	1,090
3.	-	Larry Meek, 63-64-65	764
4.	2.	Steve Copp, 73-74-75-76	737
5.	3.	Leonard Allen, 82-83-84-85	724
6.	4.	Joel Kramer, 74-76-77-79	711
7.	5.	•Aerick Sanders, 01-02-03-04	686
8.	**6.**	**•Marcus Slaughter, 04-05-06**	**654**
9.	-	Noel Mickelsen, 54-55-56	642
10.	7.	Will Connelly, 75-76-77	641
11.	8.	Eddy Gordon, 80-81-82-83	631
12.	-	Tony Pinkins, 55-56-57	604
	9.	Joe McNaull, 91-92-93	572
	10.	•Marcelo Correa, 97-98-99-00-01	522
	11.	•Myron Epps, 99-00-01-02	508
	12.	Chris McMurray, 72-73	492
	13.	Steve Malovic, 78-79	484
	14.	•Randy Holcomb, 01-02	481
	15.	Allen Bunting, 74-75-76	456
	16.	Larry Jones, 72-73	420
	17.	Marty Dow, 90-91	415
	18.	Rodney Hawkins, 86-87-88	413
	19.	Mitch McMullen, 88-89	408
	20.	Leon Carter, 95-96	395
	21.	John Martens, 83-84-85-86	372
	22.	•Chris Walton, 01-02-04-05	370
	22.	Chad Nelson, 94-95-96-97	370
	24.	Anthony Watson, 83-84-85-86	362
	25.	John Anderson, 73-74	354

Rebound Average

min. 50 games

Rk	DI	Name, Years	RPG
1.	-	Al Skalecky, 66-67-68	13.3
	1.	Michael Cage, 81-82-83-84	11.8
	2.	Steve Malovic, 78-79	8.8
	3.	**•Marcus Slaughter, 04-05-06**	**8.6**
	4.	Marty Dow, 90-91	8.0
	4.	Steve Copp, 73-74-75-76	7.9247
	5.	Larry Jones, 72-73	7.9245
	7.	•Randy Holcomb, 01-02	7.88
	8.	Will Connelly, 75-76-77	7.8
	9.	Joel Kramer, 74-76-77-78	7.2
	10.	Mitch McMullen, 88-89	7.0
	11.	Leon Carter, 95-96	6.9
	12.	John Anderson, 73-74	6.8
	13.	Joe McNaull, 91-92-93	6.7
	14.	•Aerick Sanders, 01-02-03-04	6.294
	15.	Roy Kruiswyk, 97-98	6.290
	16.	Leonard Allen, 82-83-84-85	6.24
	17.	Marc Carter, 94-95	6.1
	18.	Rodney Hawkins, 86-87-88	5.900
	19.	Eddy Gordon, 80-81-82-83	5.897
	20.	Kevin Betts, 97-98	5.89
	21.	Allen Bunting, 74-75-76	5.8

Assists

since 1972-73 season

Rk	Name, Years	Assists
1.	Tony Gwynn, 78-79-80-81	590
2.	Chad Nelson, 94-95-96-97	412
3.	Mark Delsman, 74-75-76-77	376
4.	Anthony Watson, 83-84-85-86	356
5.	Keith Smith, 82-83	349
6.	•Deandre Moore, 01-02-03	339
7.	Dean Decker, 77-78	307
8.	Ray Leary, 74-75-76	279
9.	Mike Dodd, 76-77-78-79	271
10.	Creon Dorsey, 85-86	263
11.	Bryan Williams, 88-89	243
12.	Michael Best, 89-90	238
13.	**•Brandon Heath, 04-05-06**	**231**
14.	•Tony Bland, 02-03	213
15.	Arthur Massey, 90-91	212
16.	Jeff Konek, 85	211
17.	•David Abramowitz, 99-00-01	189
18.	Jason Richey, 97-98	184
18.	Gary Earle, 74-75-76	184
20.	•Wesley Stokes, 04	176
21.	Steve Copp, 73-74-75-76	171
22.	Matt Watts, 98-99	166
23.	•Chris Walton, 01-02-04-05	163
24.	Joel Kramer, 74-76-77-78	162
25.	Ray Barefield, 91-92-93	159
26.	Tracy Dildy, 86-87	155
27.	Raymond King, 96	150
	- - -	
nr.	**•John Sharper, 03-04-05-06**	**103**

Assist Average

min. 50 games; since 1972-73 season

Rk	Name, Years	APG
1.	Keith Smith, 82-83	6.6
2.	Tony Gwynn, 78-79-80-81	5.51
3.	Dean Decker, 77-78	5.48
4.	Creon Dorsey, 85-86	4.5
5.	Michael Best, 89-90	4.3
6.	•Deandre Moore, 01-02-03	3.9
7.	Jeff Konek, 85	3.702
8.	Chad Nelson, 94-95-96-97	3.679
9.	Ray Leary, 74-75-76	3.671
10.	Arthur Massey, 90-91	3.59

Field Goals

Rk	DI	Name, Years	FG
1.	1.	Anthony Watson, 83-84-85-86	702
2.	2.	Michael Cage, 81-82-83-84	679
3.	3.	Steve Copp, 73-74-75-76	507
4.	-	Tony Pinkins, 55-56-57	495
5.	4.	Eddie Morris, 80-81-82-83	483
6.	-	Al Skalecky, 66-67-68	481
7.	5.	Will Connelly, 75-76-77	477
8.	-	Bob Brady, 52-53-54	461
9.	6.	Von Jacobsen, 69-70-71	457
10.	**7.**	**•Brandon Heath, 04-05-06**	**445**
11.	8.	Kim Goetz, 78-79	435
	9.	Tony Ross, 87-88-89	413
	10.	•Myron Epps, 99-00-01-02	407
	11.	Joel Kramer, 74-76-77-78	406
	12.	Leonard Allen, 82-83-84-85	396
	13.	Mike Dodd, 76-77-78-79	392
	14.	•Randy Holcomb, 01-02	383
	15.	•Tony Bland, 02-03	365
	16.	**•Marcus Slaughter, 04-05-06**	**352**
	17.	Chad Nelson, 94-95-96-97	344
	18.	Eddy Gordon, 80-81-82-83	343
	19.	Tony Gwynn, 78-79-80-81	340
	20.	Steve Malovic, 78-79	337
	21.	•Aerick Sanders, 01-02-03-04	334
	22.	Joe McNaull, 91-92-93	333

Field Goal Attempts

Rk	DI	Name, Years	FGA
1.	1.	Anthony Watson, 83-84-85-86	1,576
	2.	Michael Cage, 81-82-83-84	1,238
	3.	Steve Copp, 73-74-75-76	1,126
	4.	Eddie Morris, 80-81-82-83	1,098
	5.	**•Brandon Heath, 04-05**	**1,088**
	6.	Will Connelly, 75-76-77	1,020
	7.	Tony Ross, 87-88-89	933
	8.	Kim Goetz, 78-79	852
	9.	Chad Nelson, 84-85-86-87	814
	10.	•Randy Holcomb, 01-02	812
	11.	•Tony Bland, 02-03	808
	12.	•Myron Epps, 99-00-01-02	803
	13.	Joel Kramer, 74-76-77-78	779
	14.	Mike Dodd, 76-77-78-79	758
	15.	**•Marcus Slaughter, 04-05-06**	**733**
	16.	Matt Watts, 98-99	731
	17.	Jason Richey, 97-98	724
	18.	Eddy Gordon, 80-81-82-83	722
	19.	Tony Gwynn, 78-79-80-81	716
	20.	Jimmy Harris, 71-72	710
	21.	Berry Randle, 93-94-95-96	696
	22.	Leonard Allen, 82-83-84-85	692

Field Goal Percentage

minimum 500 career attempts

Rk	DI	Name, Years	FG Pct.
1.	1.	Leonard Allen, 82-83-84-85	57.2
2.	2.	Mitch McMullen, 88-89	56.2
3.	3.	Marty Dow, 90-91	55.5
4.	4.	Steve Malovic, 78-79	55.3
5.	-	Danny Newport, 54-55-56	55.2
6.	5.	Michael Cage, 81-82-83-84	54.8
7.	6.	•Aerick Sanders, 01-02-03-04	54.0
8.	7.	•Mike Mackell, 02-03	53.6
9.	8.	Joe McNaull, 91-92-93	53.1
10.	9.	Joel Kramer, 74-76-77-78	52.1
11.	10.	Mike Dodd, 76-77-78-79	51.7
	11.	Kim Goetz, 78-79	51.1
	12.	Myron Epps, 99-00-01-02	50.7
	13.	•Marcelo Correa, 97-98-99-00-01	50.0
	14.	Jimmy Wilkins, 71-72	48.9
	15.	Zach Jones, 81-82	48.4
	16.	**•Marcus Slaughter, 04-05-06**	**48.0**
	17.	Eddy Gordon, 80-81-82-83	47.51
	18.	Tony Gwynn, 78-79-80-81	47.49
	19.	•Randy Holcomb, 01-02	47.2
	20.	Will Connelly, 75-76-77	46.8
	21.	Presnell Gilbert, 77-78-79	45.7

Three-Point Field Goals

in existence since 1986-87 season

Rk	Name, Years	3FG
1.	Tony Ross, 87-88-89	270
2.	**•Brandon Heath, 04-05-06**	**154**
3.	**•John Sharper, 03-04-05-06**	**139**
4.	Jason Richey, 97-98	136
5.	Chad Nelson, 94-95-96-97	122
6.	Michael Best, 89-90	107
7.	•Al Faux, 01-02	106
8.	•David Abramowitz, 99-00-01	98
9.	•Deandre Moore, 01-02-03	84
10.	Berry Randle, 93-94-95-96	76
11.	Matt Watts, 98-99	65
12.	•Chris Manker, 03-04-05	58
13.	•Donte Wilson, 99-00	56
13.	Brady Trenkle, 95-97-99	56
13.	Chris Walters, 93-94	56
16.	Josko Visnjic, 98	55
17.	Arthur Massey, 90-91	53
18.	Tony Clark, 92-93	52
19.	•Tony Bland, 02-03	49
19.	Derric Croft, 94	49

Three-Point FG Atts.

in existence since 1986-87 season

Rk	Name, Years	3FGA
1.	Tony Ross, 87-88-89	589
2.	**•Brandon Heath, 04-05-06**	**452**
3.	Jason Richey, 97-98	381
4.	**•John Sharper, 03-04-05-06**	**349**
5.	Chad Nelson, 94-95-96-97	337
6.	Michael Best, 89-90	292
7.	•David Abramowitz, 99-00-01	284
8.	•Al Faux, 01-02	256
9.	Berry Randle, 93-94-95-96	253
10.	•Deandre Moore, 01-02-03	239
11.	Matt Watts, 98-99	237
12.	•Donte Wilson, 99-00	180
13.	Josko Visjnic, 98	179
14.	Brady Trenkle, 95-97-99	176

SDSU Career Records, cont.

15.	•Chris Manker, 03-04-05	175
16.	Arthur Massey, 90-91	173
17.	Chris Walters, 93-94	165
18.	•Tony Bland, 02-03	153
19.	Derric Croft, 94	152
20.	Tony Clark, 92-93	142
21.	•Wesley Stokes, 04	138

Three-Point FG Pct.

minimum 40 career three-point field goals

Rk	Name, Years	3FG Pct.
1.	Tony Ross, 87-88-89	45.8
2.	•Al Faux, 01-02	41.4
3.	**•John Sharper, 03-04-05-06**	**39.8**
3.	•Steve Sir, 03-04	39.8
5.	Michael Best, 89-90	36.64
6.	Tony Clark, 92-99	36.62
7.	Chad Nelson, 94-95-96-97	36.2
8.	Jason Richey, 97-98	35.7
9.	•Deandre Moore, 01-02-03	35.1
10.	Darryl Gaines, 86-87	34.8
11.	•Karlo Kovacic, 01-02	34.6
12.	•David Abramowitz, 99-00-01	34.5
13.	**•Brandon Heath, 04-05-06**	**34.1**
14.	Chris Walters, 93-94	33.9
15.	•Chris Manker, 03-04-05	33.1
16.	Derric Croft, 94	32.2
17.	Courtie Miller, 90-91-92-93-94	32.0

Free Throws

Rk	DI	Name, Years	FTM
1.	1.	Michael Cage, 81-82-83-84	488
2.	-	Tony Pinkins, 55-56-57	485
3.	-	Bob Brady, 52-53-54	467
4.	2.	Chad Nelson, 94-95-96-97	415
5.	-	Bernie Finlay, 58-59-60	352
6.	3.	Anthony Watson, 83-84-85-86	331
7.	**4.**	**•Marcus Slaughter, 04-05-06**	**326**
8.	-.	Al Skalecky, 66-67-68	309
9.	5.	Courtie Miller, 90-91-92-93-94	302
10.	**6.**	**•Brandon Heath, 04-05-06**	**293**
10.	7.	Steve Copp, 73-74-75-76	293
12.	-	Danny Newport, 54-55-56	290
	8.	•Myron Epps, 99-00-01-02	274
	9.	Tony Gwynn, 78-79-80-81	245
	10.	Will Connelly, 75-76-77	234
	11.	•Tony Bland, 02-03	233
	12.	Leonard Allen, 82-83-84-85	227
	13.	Jason Richey, 97-98	218
	14.	•Marcelo Correa, 97-98-99-00-01	215
	15.	Mitch McMullen, 88-89	207
	16.	•Randy Holcomb, 01-02	205
	17.	John Martens, 83-84-85-86	201
	18.	•Mike Mackell, 02-03	199
	19.	Bery Randle, 93-94-95-96	194
	20.	Jeff Pete, 71-72	181
	21.	Joe McNaull, 91-92-93	177
	22.	Steve Malovic, 77-78	164

Free Throws Attempted

DI	Name, Years	FTA
1.	Michael Cage, 81-82-83-84	667
2.	Chad Nelson, 94-95-96-97	519
3.	•Myron Epps, 99-00-01-02	466
4.	Anthony Watson, 83-84-85-86	446
5.	**•Marcus Slaughter, 04-05-06**	**442**
6.	Steve Copp, 73-74-75-76	439
7.	Courtie Miller, 90-91-92-93-94	398
8.	Will Connelly, 75-76-77	376
9.	**•Brandon Heath, 04-05-06**	**369**
9.	Leonard Allen, 82-83-84-85	369
11.	Mitch McMullen, 88-89	356
12.	•Tony Bland, 02-03	340
13.	Tony Gwynn, 78-79-80-81	334
14.	•Marcelo Correa, 97-98-99-00-01	324
15.	Berry Randle, 93-94-95-96	314
16.	•Randy Holcomb, 01-02	312
17.	Joe McNaull, 91-92-93	300
18.	•Mike Mackell, 02-03	289
19.	John Martens, 83-84-85-86	285
20.	Jason Richey, 97-98	271
21.	Eddy Gordon, 80-81-82-83	255
22.	Jeff Pete, 71-72	252

Free Throw Percentage

minimum 100 free throws

Rk	DI	Name, Years	FT Pct.
1.	1.	Kim Goetz, 78-79	85.4
2.	-	Mike Spigler, 69-70	83.6
3.	2.	Steve Malovic, 78-79	82.4
4.	3.	Jason Richey, 97-98	80.4
5.	4.	Tony Ross, 87-88-89	80.3
6.	5.	Chad Nelson, 94-95-96-97	80.0
7.	**6.**	**•Brandon Heath, 04-05-06**	**79.4**
8.	7.	Mike Dodd, 76-77-78-79	77.8
9.	-	Bernie Finlay, 58-59-60	77.7
10.	8.	Chris McMurray, 72-73	76.9
11.	-	Gary Schneider, 70-71	76.8
	9.	Joel Kramer, 74-76-77-78	76.5
	10.	Jimmy Wilkins, 71-72	76.4
	11.	Courtie Miller, 90-91-92-93-94	75.9

Blocks

since 1978-79 season

Rk	Name, Years	Blocks
1.	Leonard Allen, 82-83-84-85	214
2.	Michael Cage, 81-82-83-84	118
3.	Joe McNaull, 91-92-93	114
4.	•Aerick Sanders, 01-02-03-04	105
5.	•Marcelo Correa, 97-98-99-00-01	100
6.	Eddy Gordon, 80-81-82-83	71
7.	Marty Dow, 90-91	68
7.	Rodney Hawkins, 86-87-88	70
9.	**•Marcus Slaughter, 04-05-06**	**68**
10.	Leon Carter, 95-96	58
11.	Marc Carter, 94-95	55
12.	•Randy Holcomb, 01-02	51
12.	Courtie Miller, 90-91-92-93-94	51
14.	Mitch McMullen, 88-89	46
15.	Kevin Betts, 97-98	40
16.	•Chris Walton, 01-02-04-05	38
17.	Marcus Banks, 92-93	37
17.	Keith Balzer. 91-92-93	37
19.	Berry Randle, 93-94-95-96	35
20.	Steve Malovic, 78-79	34
21.	**•Mohamed Camara, 05-06**	**33**
21.	Eddie Morris, 80-81-82-83	32
22.	Roy Kruiswyk, 97-98	31

Steals

since 1978-79 season

Rk	Name, Years	Steals
1.	Anthony Watson, 83-84-85-86	192
2.	Chad Nelson, 94-95-96-97	175
3.	Tony Gwynn, 78-79-80-81	141
4.	**•Brandon Heath, 04-05-06**	**137**
5.	Eddie Morris, 80-81-82-83	131
6.	Matt Watts, 98-99	126
6.	Michael Best, 89-90	126
6.	Michael Cage, 81-82-83-84	126
9.	•Deandre Moore, 01-02-03	114
10.	Eddy Gordon, 80-81-82-83	111
11.	Creon Dorsey, 85-86	109
12.	•Marcelo Correa, 97-98-99-00-01	102
13.	Jason Richey, 97-98	94
14.	Bobby Owens, 83-84-85-86	92
15.	**•Marcus Slaughter, 04-05-06**	**86**
16.	Arthur Massey, 90-91	84
17.	•David Abramowitz, 99-00-01	81
17.	Kevin Betts, 97-98	81
19.	•Aerick Sanders, 01-02-03-04	80
20.	**•John Sharper, 03-04-05-06**	**79**
21.	Bryan Williams, 88-89	77
22.	Keith Smith, 82-83	76
23.	Jason Hamilton, 93-94	73
23.	Tracy Dildy, 86-87	73

Games Played

Rk	DI	Name, Years	GP
1.	1.	Leonard Allen, 82-83-84-85	116
2.	2.	•Myron Epps, 99-00-01-02	113
2.	2.	Berry Randle, 93-94-95-96	113
4.	4.	•Marcelo Correa, 97-98-99-00-01	112
4.	4.	Chad Nelson, 94-95-96-97	112
4.	4.	Michael Cage, 81-82-83-84	112
7.	7.	•Chris Walton, 01-02-04-05	110
7.	7.	Anthony Watson, 83-84-85-86	110
9.	9.	•Aerick Sanders, 01-02-03-04	109
9.	9.	Mark Delsman, 74-75-76-77	109
11.	**11.**	**•John Sharper, 03-04-05-06**	**108**
12.	12.	Eddy Gordon, 80-81-82-83	107
12.	12.	Tony Gwynn, 78-79-80-81	107
12.	12.	Noel Mickelsen, 53-54-55-56	107
	15.	Eddie Morris, 80-81-82-83	105
	16.	Courtie Miller, 90-91-92-93-94	101
	17.	Joel Kramer, 74-76-77-78	99
	18.	•Tommy Johnson, 02-03-04-05	98
	19.	Bobby Owens, 83-84-85-86	94
	20.	Steve Copp, 73-74-75-76	93
	21.	Mike Dodd, 76-77-78-79	91
	22.	**•Trimaine Davis, 03-04-05-06**	**88**
	22.	•Deandre Moore, 01-02-03	88

Games Started

since 1978-79

Rk	Name, Years	GS
1.	Michael Cage, 81-82-83-84	112
2.	Leonard Allen, 82-83-84-85	110
3.	Chad Nelson, 94-95-96-97	103
4.	Anthony Watson, 83-84-85-86	93
5.	•Marcelo Correa, 97-98-99-00-01	91
6.	•Myron Epps, 99-00-01-02	81
7.	**•Brandon Heath, 04-05-06**	**76**
7.	•Deandre Moore, 01-02-03	73
9.	**•Marcus Slaughter, 04-05-06**	**64**
10.	•Tony Bland, 02-03	62
10.	Joe McNaull, 91-92-93	62
10.	Eddie Morris, 80-81-82-83	62
13.	•Randy Holcomb, 01-02	61
13.	Tony Gwynn, 78-79-80-81	61
13.	Eddy Gordon, 80-81-82-83	61
16.	•Aerick Sanders, 01-02-03-04	60
17.	Rodney Hawkins, 86-87-88	59
18.	•Mike Mackell, 02-03	58
19.	Creon Dorsey, 85-86	57
19.	Courtie Miller, 90-91-92-93-94	57
19.	Chris Walters, 93-94	57
19.	Tony Ross, 87-88-89	57

Consecutive Gms. Started

since 1980-81 season

Rk	Name, Years	Consecutive GS
1.	Michael Cage, 81-82-83-84	112
2.	Chad Nelson, 94-95-96-97	103
3.	Leonard Allen, 82-83-84-85	70
4.	•Randy Holcomb, 01-02	61
5.	•Aerick Sanders, 01-02-03-04	60
6.	•Myron Epps, 99-00-01-02	58
7.	Chris Walters, 93-94	57
7.	Joe McNaull, 91-92-93	57
9.	Kevin Betts, 97-98	55
9.	Anthony Watson, 83-84-85-86	55
	- - -	
nr.	**•Brandon Heath, 04-05-06**	**41**

Minutes Played

since 1978-79 season

Rk	Name, Years	Minutes
1.	Michael Cage, 81-82-83-84	4,262
2.	Chad Nelson, 94-95-96-97	3,692
3.	Anthony Watson, 83-84-85-86	3,330
4.	Leonard Allen, 82-83-84-85	3,191
5.	•Myron Epps, 99-00-01-02	2,971
6.	**•Brandon Heath, 04-05-06**	**2,651**
7.	Eddie Morris, 80-81-82-83	2,627
8.	•Marcelo Correa, 97-98-99-00-01	2,594
9.	•Deandre Moore, 01-02-03	2,462
10.	•Aerick Sanders, 01-02-03-04	2,460
11.	Tony Gwynn, 78-79-80-81	+2,422
12.	Tony Ross, 87-88-89	2,402
13.	•Chris Walton, 01-02-04-05	2,286
14.	**•Marcus Slaughter, 04-05-06**	**2,278**
15.	Eddy Gordon, 80-81-82-83	2,270
16.	•Tony Bland, 02-03	2,182
17.	Joe McNaull, 91-92-93	2,101
18.	**•John Sharper, 03-04-05-06**	**2,097**
19.	Courtie Miller, 90-91-92-93-94	2,005
20.	Berry Randle, 93-94-95-96	1,944
21.	•Randy Holcomb, 01-02	1,930
22.	Rodney Hawkins, 86-87-88	1,880
23.	Jason Richey, 97-98	1,848

Victories

since 1975-76 season

Rk	Name, Years	Wins
1.	Leonard Allen, 82-83-84-85	76
2.	Michael Cage, 81-82-83-84	68
3.	Anthony Watson, 83-84-85-86	63
4.	•Aerick Sanders, 01-02-03-04	61
5.	Eddie Morris, 80-81-82-83	59
6.	Eddy Gordon, 80-81-82-83	58
7.	**•John Sharper, 03-04-05-06**	**55**
8.	•Chris Walton, 01-02-04-05	54
8.	Tony Gwynn, 78-79-80-81	54
8.	Mike Dodd, 76-77-78-79	54
11.	Joel Kramer, 74-76-77-78	53
12.	Bobby Owens, 83-84-85-86	52

Efficiency Points

since 1975-76 season

Rk	Name, Years	Eff. Points
1.	Michael Cage, 81-82-83-84	2,534
2.	Steve Copp, 73-74-75-76	1,450
3.	Joel Kramer, 74-76-77-78	1,407
4.	Leonard Allen, 82-83-84-85	1,395
5.	Chad Nelson, 94-95-96-97	1,351
6.	Anthony Watson, 83-84-85-86	1,337
7.	**•Marcus Slaughter, 04-05-06**	**1,278**
8.	•Aerick Sanders, 01-02-03-04	1,276
9.	Will Connelly, 75-76-77	1,216
10.	Steve Malovic, 78-79	1,137
11.	Tony Gwynn, 78-79-80-81	1,114
	- - -	
nr.	**•Brandon Heath, 04-05-06**	**980**

SDSU Freshmen Records

Points

Rk	Name	Points	Year
1.	Tony Ross	455	1987
2.	•Brandon Heath	413	2004
3.	Eddy Gordon	345	1980
4.	Presnell Gilbert	338	1977
5.	Anthony Watson	319	1983
5.	Eddie Morris	319	1980
7.	Myron Epps	308	1999
8.	Michael Cage	295	1981
9.	Steve Copp	270	1973
10.	•Evan Burns	240	2003

Scoring Average

Rk	Name	PPG	Year
1.	Tony Ross	16.3	1987
2.	Presnell Gilbert	15.4	1977
3.	•Brandon Heath	13.8	2004
4.	Eddie Morris	13.3	1980
5.	Eddy Gordon	12.8	1980
6.	Myron Epps	11.8	1999
7.	Anthony Watson	11.4	1983
8.	Michael Cage	10.9	1981
9.	Steve Copp	10.4	1973
10.	**•Kyle Spain**	**10.2**	**2006**
11.	•Evan Burns	9.2	2003

Rebounds

Rk	Name	Rebounds	Year
1.	Michael Cage	355	1981
2.	Eddy Gordon	239	1980
3.	•Marcus Slaughter	204	2004
4.	Steve Copp	173	1973
5.	Myron Epps	149	1999
6.	Presnell Gilbert	143	1977
7.	Kevin Brown	134	1986
8.	•Evan Burns	132	2003
9.	**•Kyle Spain**	**118**	**2006**
10.	Vincent Okotie	117	1999
11.	Joe McNaull	114	1991

Rebound Average

Rk	Name	RPG	Year
1.	Michael Cage	13.1	1981
2.	Eddy Gordon	8.9	1980
3.	•Marcus Slaughter	6.8	2004
4.	Steve Copp	6.7	1973
5.	Presnell Gilbert	6.5	1977
6.	**•Kyle Spain**	**6.2**	**2006**
7.	Myron Epps	5.6	1999
8.	•Evan Burns	5.1	2003
9.	Vincent Okotie	4.7	1999
10.	Kevin Brown	4.6	1986
11.	Chris Holden	4.1	1979

Assists

Rk	Name	Assists	Year
1.	Raymond King	150	1996
2.	Mark Delsman	120	1974
3.	•Bradley Jackson	101	2000
4.	Jason Hamilton	97	1993
5.	Chad Nelson	90	1994
6.	Anthony Watson	85	1983
7.	**•Richie Williams**	**75**	**2006**
8.	Tracy Dildy	73	1986
9.	Chris McKinney	61	1991
10.	David Abramowitz	55	1994
11.	•Brandon Heath	53	2004

Assist Average

Rk	Name	APG	Year
1.	Raymond King	5.2	1996
2.	Mark Delsman	4.6	1974
3.	Jason Hamilton	3.7	1993
4.	•Bradley Jackson	3.6	2000
5.	**•Richie Williams**	**3.4**	**2006**
6.	Chad Nelson	3.2	1994
7.	Anthony Watson	3.0	1983
8.	Tracy Dildy	2.5	1986
9.	David Abramowitz	2.3	1999
10.	Chris McKinney	2.1	1991
11.	Tony Gwynn	1.9	1978

Blocks

Rk	Name	Blocks	Year
1.	Leonard Allen	45	1982
2.	Eddy Gordon	43	1980
3.	Joe McNaull	32	1991
4.	•Evan Burns	25	2003
5.	Michael Cage	20	1981
6.	•Marcus Slaughter	17	2004
7.	Chris Davis	16	1992
7.	Courtie Miller	16	1991
9.	•Aerick Sanders	15	2001
9.	Marcelo Correa	15	1998

Steals

Rk	Name	Steals	Year
1.	Raymond King	63	1996
2.	Jason Hamilton	55	1993
3.	•Brandon Heath	41	2004
4.	Tracy Dildy	40	1986
5.	**•Richie Williams**	**38**	**2006**
5.	•Bradley Jackson	38	2000
7.	Chad Nelson	36	1994
8.	•Marcus Slaughter	34	2004
9.	•Matt Thomas	32	2005
9.	•Evan Burns	32	2004
11.	Eddy Gordon	29	1980

Field Goals

Rk	Name	FGS	Year
1.	Tony Ross	152	1987
2.	Eddy Gordon	149	1980
3.	Presnell Gilbert	148	1977
4.	•Brandon Heath	144	2004
4.	Eddie Morris	144	1980
6.	Anthony Watson	132	1983
7.	Myron Epps	116	1999
8.	Michael Cage	115	1981
9.	Steve Copp	97	1973
10.	•Evan Burns	90	2003
11.	•Marcus Slaughter	87	2004

Field Goal Attempts

Rk	Name	FGA	Year
1.	•Brandon Heath	368	2004
2.	Tony Ross	364	1987
3.	Eddie Morris	326	1980
4.	Presnell Gilbert	321	1977
5.	Anthony Watson	320	1983
6.	Eddy Gordon	312	1980
7.	Myron Epps	241	1999
8.	Steve Copp	234	1973
9.	Michael Cage	206	1981
10.	Raymond King	200	1996
12.	•Marcus Slaughter	184	2004

Field Goal Percentage

min. 5 FGA per game

Rk	Name	Pct.	Year
1.	Michael Cage	55.8	1981
2.	**•Kyle Spain**	**51.1**	**2006**
3.	•Evan Burns	49.2	2003
4.	Myron Epps	48.1	1999
5.	Eddy Gordon	47.8	1980
6.	•Marcus Slaughter	47.3	2004
7.	Presnell Gilbert	46.1	1977
8.	Vincent Okotie	44.7	1999
9.	Eddie Morris	44.2	1980
10.	Tony Ross	41.8	1987
11.	Raymond King	41.5	1996

Three-Point Field Goals

in existence since 1986-87 season

Rk	Name	3FGs	Year
1.	Tony Ross	104	1987
2.	•Brandon Heath	48	2004
3.	•Steve Sir	46	2003
4.	David Abramowitz	29	1999
5.	Jason Hamilton	28	1993
6.	Robert Ringo	27	1992
7.	Will Porter	24	1997
8.	•Bradley Jackson	21	2000
8.	Chad Nelson	21	1994
8.	John Molle	21	1992
11.	•Tyler Smith	17	2005

Three-Point Field Goal Atts.

in existence since 1986-87 season

Rk	Name	3FGA	Year
1.	Tony Ross	223	1987
2.	•Brandon Heath	160	2004
3.	•Steve Sir	114	2003
4.	David Abramowitz	87	1999
5.	Robert Ringo	84	1992
6.	Will Porter	83	1997
7.	John Molle	73	1992
8.	•Bradley Jackson	62	2000
9.	Berry Randle	58	1993
10.	Jason Hamilton	56	1993

Three-Point Field Goal Pct.

min 20 3FGs; in existence since 1986-87 season

Rk	Name	Pct.	Year
1.	Jason Hamilton	50.0	1993
2.	Chad Nelson	46.7	1994
3.	Tony Ross	46.6	1987
4.	•Steve Sir	40.4	2003
5.	•Bradley Jackson	33.9	2000

Free Throws

Rk	Name	FTS	Year
1.	•Brandon Heath	77	2004
2.	Myron Epps	76	1999
2.	Steve Copp	76	1973
4.	•Matt Thomas	65	2005
4.	Michael Cage	65	1981
6.	Chad Nelson	60	1996
6.	Courtie Miller	60	1991
8.	Vincent Okotie	59	1999
9.	•Bradley Jackson	57	2000
10.	•Marcus Slaughter	55	2004
10.	Anthony Watson	55	1983

Free Throw Attempts

Rk	Name	FTA	Year
1.	Myron Epps	147	1999
2.	Steve Copp	113	1973
3.	•Brandon Heath	110	2004
4.	Vincent Okotie	96	1999
5.	•Matt Thomas	95	2005
6.	Michael Cage	86	1981
7.	Courtie Miller	84	1991
8.	Eddy Gordon	84	1980
9.	Chad Nelson	82	1994
10.	Berry Randle	80	1993

Free Throw Percentage

min. 2.5 FTA per game

Rk	Name	Pct.	Year
1.	Michael Cage	75.6	1981
2.	•Bradley Jackson	74.0	2000
3.	Chad Nelson	73.2	1994
4.	•Marcus Slaughter	72.4	2004
5.	Courtie Miller	71.4	1991
6.	•Brandon Heath	70.0	2004

Minutes Played

since 1978-79 season

Rk	Name	Min.	Year
1.	Michael Cage	1,031	1981
2.	Raymond King	1,016	1996
3.	•Brandon Heath	897	2004
4.	Jason Hamilton	874	1993
5.	•Bradley Jackson	830	2000
6.	Eddy Gordon	805	1980
7.	Anthony Watson	766	1983
8.	Myron Epps	758	1999
9.	Tony Ross	757	1987
10.	•Marcus Slaughter	755	2004
	---		
nr.	**•Richie Williams**	**592**	**2006**
nr.	**•Kyle Spain**	**528**	**2006**

Efficiency Points

since 1978-79 season

Rk	Name	Points	Year
1.	Michael Cage	537	1981
2.	Eddy Gordon	453	1980
3.	•Marcus Slaughter	360	2004
4.	•Evan Burns	304	2003
5.	Raymond King	292	1996
6.	Tony Ross	280	1987
7.	Jason Hamilton	271	1993
8.	•Brandon Heath	264	2004
9.	Chad Nelson	245	1994
10.	Myron Epps	237	1999
	---		
nr.	**•Kyle Spain**	**236**	**2006**

Efficiency Average

since 1978-79 season

Rk	Name	EPG	Year
1.	Michael Cage	19.89	1981
2.	Eddy Gordon	16.78	1980
3.	**•Kyle Spain**	**12.42**	**2006**
4.	•Marcus Slaughter	12.00	2004
5.	•Evan Burns	11.69	2003
6.	Jason Hamilton	10.42	1993
7.	Raymond King	10.07	1996
8.	Tony Ross	10.00	1987
9.	Eddie Morris	9.38	1980
10.	Myron Epps	9.12	1999
11.	•Brandon Heath	8.80	2004

Game 1

San Diego State 67
Alaska Fairbanks 55

Nov. 17, 2005 ◆ Fairbanks, Alaska
Carlson Center ◆ Att.: 3,229

FAIRBANKS, Alaska - Brandon Heath scored 23 points, leading San Diego State to a season opening 67-55 victory over host Alaska-Fairbanks on Thursday in the quarterfinals of the BP Top of the World Classic. The season opening victory is the first time since 1984 the Aztecs have won a season-opening road game when they defeated UC Irvine 86-77.

Heath scored 10 of his 23 points in the final 7:12, helping the Aztecs (1-0) pull away from the Division II Nanooks (0-1).

San Diego State used its superior size to outrebound Alaska-Fairbanks 44-27.

The Nanooks had no answer for San Diego State forwards Marcus Slaughter and Trimaine Davis, who combined for 29 points. Slaughter had 16 points and a game-high 11 rebounds. Davis scored 13 points and blocked three shots. Senior Mohamed Camara chipped in with six rebounds of his own.

The Aztecs built a 31-21 halftime lead, the largest since they had a 10 point lead on Colorado State on January 24, 2005, but had to withstand a comeback by the Nanooks in the second half. Alaska-Fairbanks twice cut San Diego State's lead to four on 3-pointers by guards Chris Jordan and Austin Autry.

Heath ended the first run with a three-pointer. With just more than 6 minutes remaining, Slaughter drew a foul and hit a free throw that started a 9-0 game-clinching run.

The victory improved SDSU head coach Steve Fisher's record to 12-3 in season-opening games.

SDSU	MP	FG	3FG	FT	R	F	A	TO	B	S	TP
Heath	*34	6-15	3-8	8-9	5	0	3	4	0	1	23
Williams	*31	1-4	0-1	5-9	4	2	4	4	0	0	7
Sharper	*20	1-5	0-3	0-0	2	0	1	3	0	0	2
Davis	*32	5-6	0-0	3-4	3	1	0	0	3	0	13
Slaughter	*26	6-12	0-0	4-6	11	4	1	5	1	1	16
Hoerner	3	0-0	0-0	0-0	0	2	0	0	0	0	0
Thomas	13	0-2	0-0	0-0	2	0	0	3	0	1	0
Spain	25	1-2	0-0	0-0	5	1	0	1	0	0	2
Camara	16	2-2	0-0	0-1	6	1	0	1	0	1	4
Team					6			1			
Totals	200	22-48	3-12	20-29	44	11	9	22	4	4	67

UAF	MP	FG	3FG	FT	R	F	A	TO	B	S	TP
Osborne	*30	3-9	2-6	0-0	2	4	1	3	0	1	8
Bourne	*34	7-13	0-0	1-1	11	4	7	4	0	0	15
VonTellrop	*18	1-6	1-5	0-0	0	4	2	4	0	0	3
Barker	*25	1-6	1-4	0-0	3	5	1	2	0	2	3
Smith	*27	5-12	0-1	0-0	1	4	0	4	0	1	10
Titus	7	0-0	0-0	0-0	2	0	0	0	0	0	0
Miskovic	21	1-2	0-0	1-5	1	2	0	0	0	2	3
Jordan	26	3-8	1-4	1-2	2	2	1	1	2	1	8
Autry	12	2-5	1-2	0-0	1	0	0	0	0	0	5
Team					4						
Totals	200	23-61	6-22	3-8	27	25	12	18	2	7	55

Halftime: San Diego State 31, UAF 21. **FG %:** San Diego State 45.8, UAF 37.7. **3FG%:** UAF 27.3, San Diego State 25.0. **FT%:** San Diego State 69.0, UAF 37.5. **Officials:** Jim Stupin, Shawn Lehigh, Chuck Jannelli **Technicals:** None

Game 2

Illinois-Chicago 65
San Diego State 63

Nov. 19, 2005 ◆ Fairbanks, Alaska
Carlson Center ◆ Att.: 1,941

FAIRBANKS, Alaska - Othyus Jeffers scored 13 points including two field goals as the clock wound down and Illinois-Chicago defeated San Diego State 66-63 Saturday in the semifinals of the BP Top of the World Classic.

Jeffers pulled down nine rebounds and added two assists and two blocks to push Illinois-Chicago (2-0) into the championship game Sunday against the winner of Denver-Southern Mississippi.

The teams finished the first half tied 31-31. The second half featured eight lead changes and seven ties.

With about 12 minutes remaining, Jeffers pulled down an offensive rebound and scored to start a 10-2 run. The Flames took their biggest lead of the half, 54-48, with about eight minutes to go.

The Aztecs answered with their own 10-2 run and took a 58-56 lead with five minutes left but were limited to just two more field goals.

On a John Sharper 3-pointer, the Aztecs took their last lead, 61-60. with just over three minutes remaining. The Flames' Justin Bowen answered with a 12-foot jumper and Jeffers scored on a layup and a dunk off an inbound play.

Brandon Heath led San Diego State with 18 points and extended his double-digit scoring streak to 11 games. Kyle Spain added seven points and a sesaon-best 10 rebounds in his first career start.

Aztec forward Marcus Slaughter fell one point shy of extending his 28-game double-digit scoring streak in the three point loss.

UIC	MP	FG	3FG	FT	R	F	A	TO	B	S	TP
Smedley	*25	2-4	0-0	1-2	0	1	2	0	0	0	5
Jeffers	*37	5-9	0-0	3-6	9	1	2	6	2	1	13
Bush	*26	2-5	1-3	0-2	1	0	5	0	0	1	5
Bowen	*27	4-11	0-0	2-2	4	3	0	0	0	2	10
Zoric	*20	6-10	0-0	1-1	5	2	0	2	1	0	13
Mayo	17	1-5	1-3	4-4	1	3	1	3	1	0	7
Stefanov	9	0-1	0-1	0-0	0	2	0	0	0	0	0
Bond	15	2-4	1-1	0-0	3	2	0	0	0	0	5
Ignjatovic	4	0-2	0-1	0-0	0	0	0	0	0	0	0
Poole	20	4-8	0-0	0-1	8	1	1	0	0	0	8
Team					5						
Totals	200	26-59	3-9	11-18	36	15	11	11	4	4	66

SDSU	MP	FG	3FG	FT	R	F	A	TO	B	S	TP
Heath	*34	7-16	4-9	0-0	1	3	5	4	0	0	18
Williams	*26	3-6	0-1	1-1	2	1	1	2	0	2	7
Davis	*21	3-4	0-0	1-1	1	3	0	0	0	0	7
Spain	*32	3-6	0-0	1-3	10	2	2	3	0	1	7
Slaughter	*23	4-7	0-0	1-2	5	2	4	5	0	0	9
Hoerner	2	0-0	0-0	1-2	0	0	0	0	0	0	1
Sharper	29	3-9	2-7	0-0	0	2	1	0	0	0	8
Thomas	1	0-0	0-0	0-0	0	0	0	0	0	0	0
McGrath	11	0-1	0-0	2-4	2	3	1	0	0	0	2
Camara	21	2-4	0-0	0-0	7	3	0	1	1	1	4
Team					2						
Totals	200	25-53	6-17	7-13	30	19	14	15	1	4	63

Halftime: Illinois-Chicago 31, San Diego State 31. **FG %:** San Diego State 47.2, Illinois-Chicago 44.1 **3FG%:** San Diego State 35.3, Illinois-Chicago 33.3 **FT%:** Illinois-Chicago 61.1, San Diego State 53.8. **Officials:** Jim Stupin, Marc Terrazas, Ralph Schemel. **Technicals:** None

Game 3

San Diego State 79
Southern Mississippi 51

Nov. 20, 2005 ◆ Fairbanks, Alaska
Carlson Center ◆ Att.: 2,071

FAIRBANKS, Alaska - Marcus Slaughter scored 18 points and San Diego State defeated Southern Miss 79-51 Sunday for third place in the BP Top of the World Classic. The 28-point road victory is the largest for an Aztec team since they beat U.S. International in 1985.

Southern Miss (1-2) jumped to a 7-0 lead. The Aztecs (2-1) pulled ahead for the first time, 12-11, when Brandon Heath took a behind-the-back pass from Matt Thomas and scored on a layup with 13 minutes left in the first half. The assist was one of seven for Thomas, who set a career high in that category.

San Diego State took the lead for good, 31-30, with two minutes left in the first half on a basket by Slaughter and led 39-32, at intermission.

The Aztecs' lead was 13 with 15:52 remaining in the second half when Southern Mississippi coach Larry Eustachy picked up his second technical foul and was ejected.

San Diego State shot 13-for-19 in the second half and hit 10-of-13 3-point attempts. The Aztecs performance from beyond the arc was good enough to set a new school record, breaking the old record of 75 percent set against Texas Tech in 1988.

Heath finished with 16 points and John Sharper added 12 off the bench, hitting all four of his 3-point attempts.

With the victory, the Aztecs improved to 2-1 and have matched their best record after three games in the past 11 seasons.

So. Miss.	MP	FG	3FG	FT	R	F	A	TO	B	S	TP
Forte	*29	4-7	1-1	0-0	2	1	1	1	1	0	9
Ambres	*16	0-1	0-0	0-0	3	3	0	0	0	0	0
Beasley	*30	3-8	1-6	0-0	3	1	0	1	0	0	7
Lamonte	*25	4-5	0-1	2-4	3	1	3	4	0	0	10
Simpson	*7	0-1	0-0	0-0	0	3	1	1	1	0	0
Pelton	29	0-3	0-1	0-0	1	1	1	2	0	0	0
Hall	5	0-2	0-1	2-2	0	0	0	0	0	0	2
Visockis	13	1-1	0-0	1-2	2	0	0	1	0	0	3
Singleton	17	3-7	2-3	3-4	1	1	2	1	0	0	11
Cornwell	21	3-6	0-2	3-4	2	2	1	0	1	0	9
Craft	8	0-2	0-2	0-0	0	0	0	1	0	0	0
Team					6						
Totals	200	18-43	4-17	11-16	23	13	9	12	3	0	51

SDSU	MP	FG	3FG	FT	R	F	A	TO	B	S	TP
Heath	*29	5-11	3-6	3-4	2	1	2	1	0	0	16
Williams	*16	1-2	1-1	0-0	1	2	3	4	0	2	3
Davis	*17	4-6	0-0	2-2	1	3	0	0	1	0	10
Spain	*25	4-4	1-1	2-5	3	2	0	0	0	3	11
Slaughter	*31	6-12	0-0	6-8	5	2	2	1	0	0	18
Hoerner	9	1-3	0-0	0-0	2	2	0	0	0	0	2
Sharper	13	4-4	4-4	0-0	0	1	0	0	0	0	12
Thomas	29	1-2	0-0	0-0	3	0	7	1	0	1	2
McGrath	9	1-1	1-1	0-0	1	1	0	0	0	0	3
Lamb	3	0-0	0-0	0-0	0	1	0	0	0	0	0
Camara	19	1-1	0-0	0-0	3	1	0	0	0	1	2
Team					1						
Totals	200	28-46	10-13	13-19	22	16	14	7	1	7	79

Halftime: San Diego State 39, So. Mississippi 32. **FG %:** San Diego State 60.9, So. Mississippi 41.9. **3FG%:** San Diego State 76.9, So. Mississippi 23.5. **FT%:** So. Mississippi 68.8, San Diego State 68.4. **Officials:** Shawn Lehigh, Marc Terrazas, Ralph Schemel. **Technicals:** So. Mississippi - Team (2), SDSU - Slaughter **Ejections:** So. Mississippi - Head Coach Lary Eustachy

Game 4

San Diego State 80
Albany 53
Nov. 26, 2005 ◆ San Diego, Calif.
Cox Arena ◆ Att.: 5,032

SAN DIEGO -- San Diego State forced 18 turnovers and held Albany to 34.7 percent shooting from the field as the Aztecs recorded an 80-53 victory in their home opener at Cox Arena.

San Diego State trailed for just 10 seconds in the early portion of the game in posting a 25-point victory for a second consecutive game for the first time since 1981.

Junior forward Marcus Slaughter recorded his 14th career double-double with 16 points and a career-high tying 15 rebounds. Classmate Brandon Heath led five Aztec players in double figures with 20 points in the contest.

The America East preseason favorites led 7-6 with 14:09 to play in the first half. But Heath connected on consecutive treys just 42 seconds a part and SDSU closed the half with a 37-23 run to own a 13-point lead at intermission.

After exchanging three-point field goals to open the second half, the Aztecs scored eight straight points to build a 21-point advantage. San Diego State capped the run with consecutive dunks from Trimaine Davis, off an alley-oop pass from Richie Williams, and Slaughter. The Great Danes never got closer than 18 points the rest of the way.

Williams, a true freshmen, recorded career highs with 10 points and five assists. The point guard did not commit a turnover in 24 minutes of action.

Also reaching double figures for the Aztecs were senior guard John Sharper and freshman forward Kyle Spain, each scoring 10 or more points for the second consecutive game.

San Diego State dominated the contest, owning a 15-0 advantage in fast break points and a 36-16 lead in points in the paint.

Albany	MP	FG	3FG	FT	R	F	A	TO	B	S	TP
Levine	*27	1-6	1-4	3-4	3	4	1	3	1	0	6
Wilson	*24	2-5	2-4	0-0	2	5	0	2	0	0	6
Zoellner	*35	6-10	0-0	1-4	10	4	0	1	1	0	13
Jordan	*21	0-4	0-0	0-0	2	2	0	1	0	0	0
Wilson	*34	3-14	0-4	2-2	4	3	6	6	0	0	8
Siggers	12	1-3	0-0	3-4	0	1	0	1	0	0	5
Johnson	1	0-0	0-0	1-2	0	0	0	0	0	0	1
Iati	28	3-6	2-5	4-4	0	2	2	3	0	1	12
Knotts	2	0-0	0-0	0-0	0	0	0	0	0	0	0
Connelly	7	0-0	0-0	0-0	1	0	0	0	0	0	0
Graham	2	0-0	0-0	0-0	0	0	0	0	0	0	0
Covington	7	1-1	0-0	0-1	0	1	0	0	0	0	2
Team					7						
Totals	200	17-49	5-17	14-21	29	22	9	18	2	1	53

SDSU	MP	FG	3FG	FT	R	F	A	TO	B	S	TP
Spain	*27	5-8	0-2	0-4	4	1	1	0	0	1	10
Slaughter	*33	6-16	0-0	4-6	15	4	2	6	2	2	16
Davis	*29	2-5	0-0	2-3	4	3	4	2	1	0	6
Heath	*33	7-13	3-5	3-4	2	0	1	3	0	1	20
Williams	*24	2-3	1-2	5-7	2	2	5	0	0	2	10
Hoerner	10	2-3	0-0	0-0	1	1	0	1	2	0	4
Sharper	20	3-7	3-7	2-2	3	1	0	0	0	0	11
Thomas	14	0-2	0-1	0-0	2	2	1	1	0	1	0
McGrath	2	0-1	0-1	0-0	0	0	0	0	0	0	0
Lamb	2	1-1	0-0	0-0	0	2	0	0	1	0	2
Camara	6	0-1	0-0	1-2	1	4	0	0	0	0	1
Team					4			1			
Totals	200	28-60	7-18	17-28	38	20	14	14	6	7	80

Halftime: SDSU 43, UA 30. **FG%:** SDSU 46.7, UA 34.7. **3FG%:** SDSU 38.9, UA 29.4. **FT%:** UA 66.7, SDSU 60.7. **Officials:** Mark Reischling, Kenneth Wilson, Brian Shelley. **Technicals:** None

Game 5

San Diego 90
San Diego State 80
Nov. 30, 2005 ◆ San Diego, Calif.
Jenny Craig Pavilion ◆ Att.: 5,012

SAN DIEGO -- Ross DeRogatis scored 20 points, including a go ahead three pointer in the second half to lift the University of San Diego to a 90 80 victory over San Diego State at Jenny Craig Pavilion.

The loss ended the Aztecs three game winning streak against the Toreros, who connected on 11 of 21 shots from beyond the arc, including a 7 for 10 clip in the second half.

USD grabbed a 27 19 advantage in the first half, before SDSU stormed back with 15 unanswered points and took a 38 35 lead into the lockerroom. The Aztecs, however, could not sustain the momentum in the second half as DeRogatis trey put the Toreros ahead to stay 42-41 with 16:30 left.

SDSU kept it close, pulling to within 56 55 after Brandon Heath nailed a jumper with 9:50 remaining. USD then went on a 15 4 run over the next four minutes to build a 71 59 cushion.

The Aztecs never got closer than eight points the rest of the way and were denied a fourth straight victory in the crosstown rivalry.

Heath led all scorers with 24 points, becoming the school's 15th all time leading scorer with 1,045 points. Marcus Slaughter tallied 23, marking the 30th time in the last 31 games the junior forward has reached double figures.

John Sharper added 12 points off the bench, while Mohamed Camara had his first career double double with 10 points and 10 rebounds.

Due to injury, Trimaine Davis missed his first game action since March 11, 2004, a span of 33 contests.

SDSU	MP	FG	3FG	FT	R	F	A	TO	B	S	TP
Spain	*29	4-10	0-0	1-2	8	2	0	3	0	0	9
Slaughter	*34	7-15	0-0	9-14	9	4	1	4	1	1	23
Camara	*30	4-6	0-0	2-6	10	4	1	1	3	1	10
Heath	*36	7-16	3-9	7-8	2	2	1	6	0	3	24
Williams	*26	0-7	0-1	0-0	1	3	6	1	0	4	0
Hoerner	5	0-1	0-0	0-0	2	2	0	0	1	0	0
Sharper	28	4-6	4-6	0-0	1	1	3	1	1	1	12
Thomas	9	1-1	0-0	0-0	1	1	0	1	0	0	2
McGrath	3	0-0	0-0	0-0	0	0	0	0	0	0	0
Team					5						
Totals	200	27-62	7-16	19-30	39	19	12	17	6	10	80

San Diego	MP	FG	3FG	FT	R	F	A	TO	B	S	TP
Pomare	*21	2-4	0-0	1-3	3	1	2	2	2	0	5
Belser	*29	7-11	3-4	1-2	12	4	1	1	1	0	18
Lewis	*28	6-11	1-2	3-3	3	4	4	3	1	0	16
DeRogatis	*30	6-9	6-8	2-2	4	2	4	2	0	0	20
Murdock	*23	4-5	1-1	0-0	1	2	2	3	0	1	9
Johnson	27	3-8	0-2	3-4	1	2	5	3	0	2	9
Brown	11	0-4	0-3	0-0	0	2	0	0	0	1	0
White	9	0-2	0-0	1-2	3	3	2	0	0	0	1
Cohen	22	4-7	0-1	4-5	4	3	1	1	0	0	12
Team					2						
Totals	200	32-61	11-21	15-21	33	23	21	15	4	4	90

Halftime: San Diego State 38, San Diego 30. **FG %:** San Diego 52.5, San Diego State 43.5. **3FG%:** San Diego 52.4, San Diego State 43.8. **FT%:** San Diego 71.4, San Diego State 63.3 **Officials:** David Libbey, Rick Batsell, Deron White. **Technicals:** None.

Game 6

San Diego State 88
Point Loma Nazarene 77
Dec. 3, 2005 ◆ San Diego, Calif.
Cox Arena ◆ Att.: 3,649

SAN DIEGO -- Marcus Slaughter had 25 points and 14 rebounds to lead San Diego State to an 88-77 victory over Point Loma Nazarene Saturday night.

Brandon Heath had 20 points for San Diego State (4-2) and Kyle Spain added a career high 15 points and nine rebounds.

Heath scored 20 or more points for the fourth time this season and for the 25th time in his Aztec career.

Point Loma Nazarene (5-2) had a four-game winning streak snapped.

The Sea Lions jumped out to an 18-9 lead to start the game. They hit seven of their first eight 3-point attempts and trailed by just four, 46-42, at the half.

Matt Benson led Point Loma Nazarene with 21 points while John Clarke had 16 and Finis Jones 14.

The Aztecs held Sea Lion center Tim Kruge to just two points and three rebounds in 17 minutes of action. Kruge came into the game averaging a team-high 15.2 points per game and 7.5 rebounds a game.

Slaughter had several key baskets in the second half, including a three-point play with five minutes left that gave the Aztecs an 80-72 lead after Point Loma Nazarene had closed to within five at 77-72. He also recorded his third double-double of the season and the 15th of his career.

San Diego State won the rebounding battle 47-31 and connected on 24 of 26 free throws. The Aztecs also dominated the paint as they outscored the Sea Lions, 42-20.

It was the first meeting in 40 years between the two San Diego-area schools.

Point Loma	MP	FG	3FG	FT	R	F	A	TO	B	S	TP
Benson	*34	8-14	5-10	0-0	2	4	1	3	0	1	21
Kruge	*17	1-7	0-0	0-0	3	4	2	4	0	1	2
Lopez	*35	2-7	2-4	2-2	1	2	2	1	0	1	8
Sanderson	*27	1-4	1-1	4-4	3	3	3	6	0	2	7
Clarke	*36	6-14	2-4	2-2	10	2	3	1	1	2	16
Spencer	3	0-1	0-0	0-0	2	1	0	0	0	0	0
Jones	25	7-11	0-0	0-2	3	4	1	1	0	0	14
Ortiz	22	3-8	0-4	3-4	3	2	3	1	0	1	9
Wilcox	1	0-0	0-0	0-0	0	0	0	0	0	0	0
Team					4						
Totals	200	28-66	10-23	11-14	31	22	15	13	1	8	77

SDSU	MP	FG	3FG	FT	R	F	A	TO	B	S	TP
Spain	*27	6-9	0-0	3-3	9	2	0	3	2	1	15
Slaughter	*33	8-12	0-0	9-9	14	3	2	3	2	1	25
Camara	*15	2-9	0-0	1-1	8	2	0	1	0	1	5
Heath	*31	5-13	2-5	8-8	3	2	3	2	0	2	20
Williams	*22	2-2	0-0	0-0	2	0	4	2	0	0	4
Hoerner	11	1-3	0-0	2-2	4	1	0	2	0	0	4
Sharper	28	2-7	2-5	0-0	2	3	1	1	0	2	6
Thomas	18	4-9	0-0	1-3	2	1	0	1	0	0	9
McGrath	15	0-3	0-1	0-0	1	1	3	0	0	1	0
Team					2						
Totals	200	30-67	4-11	24-26	47	15	13	15	4	8	88

Halftime: SDSU 46, PLNU 42. **FG%:** SDSU 44.8, PLNU 42.4. **3FG%:** PLNU 43.5, SDSU 36.4. **FT%:** SDSU 92.3, PLNU 78.6. **Officials:** Lonnie Dixon, Ronnie Hernandez, Roosevelt Brown. **Technicals:** None

Game 7

California 82
San Diego State 64
Dec. 6, 2005 ◆ Berkeley, Calif.
Haas Pavilion ◆ Att.: 8,679

BERKELEY, Calif. -- California connected on 10-of-18 three-point attempts, shot 50.9 percent from the field and forced 20 turnovers in an 82-64 victory over San Diego State at Haas Pavilion.

The Aztecs played well early, rallying from a seven-point deficit to lead by as many as four points. Junior forward Marcus Slaughter scored eight consecutive points during an 8-0 San Diego State run that gave the Aztecs their first lead 12-11.

Senior guard John Sharper scored five straight SDSU points and freshman forward Kyle Spain connected on a three to give SDSU its biggest advantage, 20-16 with 9:26 to play.

Turnovers plagued the Aztecs, as San Diego State committed 12 turnovers in a 10:44 stretch during which the Bears made a 28-10 run to take control of the game. Included in that stretch were turnovers on the Aztecs' first seven possessions of the second half.

Slaughter recorded his third double-double in his last four games, the fourth of the season and the 16th of his career with a team-high 22 points and a game-high 13 rebounds.

Sharper tied a career-high with 15 points, connecting on three three-point field goals in 23 minutes of action. It marked the fourth time the senior reached double-figures in his last five games.

Senior guard Brandon Heath scored eight points, snapping his string of consecutive double-figure scoring games at 15, one short of his career best.

SDSU	MP	FG	3FG	FT	R	F	A	TO	B	S	TP
Spain	*31	2-8	1-3	4-4	6	3	2	4	0	0	9
Slaughter	*34	8-14	0-0	6-7	13	4	1	2	0	0	22
Camara	*29	3-5	0-0	0-0	4	2	0	1	1	3	6
Heath	*27	3-8	2-4	0-0	1	0	1	9	0	1	8
Williams	*25	0-1	0-0	0-0	3	2	5	2	0	2	0
Hoerner	2	0-0	0-0	0-0	0	1	0	1	1	0	0
Sharper	23	5-11	3-8	2-4	1	3	1	0	0	0	15
Thomas	17	1-5	0-0	2-2	1	0	2	0	0	0	4
Team					0			1			
Totals	200	22-53	6-16	14-17	30	16	13	20	2	6	64

California	MP	FG	3FG	FT	R	F	A	TO	B	S	TP
Wilkes	*25	3-7	2-2	0-0	1	1	1	2	0	1	8
Powe	*36	9-14	1-1	3-6	8	3	3	2	0	1	22
Hardin	*20	3-6	0-0	0-0	6	3	1	2	2	0	6
Ubaka	*36	5-11	3-7	0-0	5	3	5	2	0	1	13
Midgley	*34	5-9	4-5	3-3	1	2	5	0	0	2	17
Benson	13	3-3	0-0	2-2	2	2	0	1	1	0	8
Panawek	1	0-1	0-1	0-0	0	0	0	0	0	0	0
Vierneisel	2	0-0	0-0	0-0	0	0	0	0	0	0	0
Smith	19	0-2	0-0	2-2	3	2	1	3	0	1	2
Robertson	11	0-3	0-2	4-4	1	1	1	0	0	1	4
Pribble	2	0-0	0-0	0-0	1	0	1	0	0	0	0
Kovacevic	1	1-1	0-0	0-1	1	1	0	0	0	0	2
Team					1			1			
Totals	200	29-57	10-18	14-18	30	18	18	13	3	7	82

Halftime: California 42, San Diego State 32. **FG%:** California 50.9, San Diego State 41.5. **3FG%:** California 55.6, San Diego State 37.5. **FT%:** San Diego State 82.4, California 77.8. **Officials:** Randy McCall, Mike Littlewood, Michael Irving.

Game 8

Washington State 60
San Diego State 49
Dec. 10, 2005 ◆ San Diego, Calif.
Cox Arena ◆ Att.: 6,406

SAN DIEGO -- Washington State held San Diego State without a field goal for a 16 minute stretch during the second half and went on to post a 60-49 victory in the second game of the second annual San Diego SLAM.

San Diego defeated Fresno State, 72-61, in the opening game of the doubleheader.

The Aztecs led by six points at intermission and built the lead to seven points at the 15 minute mark of the second half, before going cold.

San Diego State missed 23 consecutive field goal attempts but still remained within striking distance, with a free throw attempt to cut into a three-point deficit with 2:46 to play. The Aztecs missed the free throw and the Cougars scored the next 10 points to put the game away.

Marcus Slaughter recorded his 17th career double-double with a game-high 26 points and a career-best 17 rebounds. He now has career long streaks with three straight double-doubles and four consecutive games with at least 20 points.

San Diego State held an advantage on the glass (39-36), including a 16-8 edge in offensive rebounding and enjoyed a 19-10 scoring advantage from the free throw line. However, the Aztecs could not overcome their worst shooting performance in 32 years.

SDSU connected on 14-of-53 from the field, for 26.4 percent. That was the worst shooting night for an Aztec squad since Dec. 7, 1973, when the Aztecs shot an identical 26.4 percent from the floor in a 92-57 loss to Oklahoma.

Washington State's Robbie Cowgill earned game most valuable player honors with 12 points and seven rebounds.

Wash. St.	MP	FG	3FG	FT	R	F	A	TO	B	S	TP
Weaver	*30	1-8	0-0	1-2	4	1	6	1	0	1	3
Cowgill	*20	6-11	0-0	0-0	7	5	1	2	0	0	12
Henry	*13	0-1	0-0	0-0	2	1	0	2	0	0	0
Low	*32	4-7	0-1	3-4	4	2	2	1	0	2	11
Green	*32	1-5	0-1	4-4	8	3	2	2	0	4	6
Akognon	18	3-6	2-4	0-0	2	4	3	0	0	0	8
Baynes	26	4-10	0-0	0-0	4	2	0	1	5	1	8
Chavers	5	1-3	0-0	0-0	0	0	0	0	0	0	2
Clark	9	0-0	0-0	0-1	0	1	2	1	1	0	0
Forrest	15	4-4	0-0	2-2	2	3	0	2	2	0	10
Team					3						
Totals	200	24-55	2-6	10-13	36	22	16	12	8	8	60

SDSU	MP	FG	3FG	FT	R	F	A	TO	B	S	TP
Spain	*27	3-10	0-1	0-2	8	2	2	0	1	2	6
Slaughter	*39	7-15	0-0	12-15	17	2	1	4	1	0	26
Camara	*22	0-0	0-0	0-0	1	2	0	2	1	0	0
Heath	*32	1-13	0-6	0-0	3	2	2	2	0	0	2
Williams	*24	1-5	0-2	4-5	1	3	3	4	0	0	6
Sharper	20	2-8	2-8	1-2	2	3	0	1	0	0	7
Thomas	10	0-2	0-0	0-0	1	0	0	1	0	1	0
McGrath	13	0-0	0-0	2-3	4	0	0	1	0	0	2
Lamb	13	0-0	0-0	0-0	0	2	0	1	1	1	0
Team					2						
Totals	200	14-53	2-17	19-27	39	16	8	16	4	4	49

Halftime: San Diego State 27, Washington State 21. **FG%:** Washington State 43.6, San Diego State 26.4. **3FG%:** Washington State 33.3, San Diego State 11.8. **FT%:** Washington State 76.9, San Diego State 70.4. **Officials:** Randy McCall, Bob Staffen, Mark Reischling. **Attendance:** 6,406.

Game 9

San Diego State 66
UC Santa Barbara 54
Dec. 17, 2005 ◆ San Diego, Calif.
Cox Arena ◆ Att.: 4,965

SAN DIEGO -- San Diego State broke its two-game losing streak with a 66-54 victory over long-time rival UC Santa Barbara despite losing Marcus Slaughter due to injury in the first half.

Slaughter, the Mountain West Conference preseason player of the year, sprained his left knee while going for a rebound just eight minutes into the game. He left the game and did not return.

The Aztecs led wire-to-wire and went into halftime leading the Gauchos, 28-18. The 18 points allowed by San Diego State was its lowest point total allowed after one half this season and was the lowest since the 2003 season.

With the loss of Slaughter, freshman Kyle Spain elevated his game en route to a career-high 17 points, seven rebounds and five steals. Classmate Brett Hoerner turned in a nice performance with a career-high nine points in a season-high 14 minutes.

The Aztec frontcourt carried SDSU to victory as it scored 44 of the team's 66 points on 20-of-29 shooting.

The game also marked the return of senior team captain Trimaine Davis who had missed the last four games due to arthroscopic knee surgery. The forward contributed six points and three rebounds in 25 minutes of action.

San Diego State outshot the Gauchos from the field (48.1 percent to 40.7 percent) and improved to 15-2 since the beginning of the 2003-04 when having a higher field goal percentage than its opponent.

UCSB	MP	FG	3FG	FT	R	F	A	TO	B	S	TP
Devine	*25	1-6	0-0	0-0	5	4	1	4	0	1	2
Goettsche	*27	4-8	0-0	1-6	7	0	0	1	2	0	9
Brown	*35	4-14	1-7	3-5	4	2	3	2	0	0	12
Davis	*18	0-3	0-1	0-0	1	0	2	1	1	1	0
Harris	*28	3-9	1-4	1-1	5	2	5	4	0	4	8
Hurdle	5	1-1	0-0	0-0	0	1	1	0	0	0	2
Rasp	20	4-4	3-3	0-0	1	1	0	2	5	1	11
See	15	2-2	0-0	0-0	1	1	1	0	0	0	4
Garlepp	12	2-3	0-1	0-0	4	4	0	2	1	0	4
Moore	7	1-3	0-0	0-0	1	0	0	0	2	0	2
Turner	8	0-1	0-0	0-0	2	1	0	3	0	0	0
Team					2						
Totals	200	22-54	5-16	5-12	33	16	13	19	4	2	54

SDSU	MP	FG	3FG	FT	R	F	A	TO	B	S	TP
Spain	*30	8-10	0-1	1-3	7	1	2	3	0	5	17
Slaughter	*8	1-5	0-0	0-0	3	0	0	0	0	0	2
Camara	*31	5-6	0-0	0-1	9	3	0	1	2	0	10
Heath	*30	4-13	2-6	5-6	4	2	4	4	0	1	15
Williams	*20	0-2	0-0	1-2	1	1	0	3	0	0	1
Hoerner	14	3-4	0-0	3-5	1	1	1	1	0	2	9
Sharper	29	2-9	2-8	0-0	1	0	1	0	0	0	6
Davis	25	3-4	0-0	0-3	2	3	0	1	1	0	6
Thomas	6	0-0	0-0	0-0	0	0	0	0	2	0	0
McGrath	6	0-1	0-0	0-0	0	0	0	1	0	0	0
Lamb	1	0-0	0-0	0-0	0	1	0	0	0	0	0
Team					5						
Totals	200	26-54	4-15	10-20	33	12	8	14	5	8	66

Halftime: San Diego State 28, UCSB 18. **FG%:** San Diego State 48.1, UCSB 40.7. **3FG%:** UCSB 31.3, San Diego State 26.7. **FT%:** San Diego State 50.0, UCSB 41.7. **Officials:** Randy McCall, Mike Scyphers, Shawn Lehigh. **Attendance:** 4,965.

Game 10

San Diego State 58
UMBC 45
Dec. 20, 2005 ◆ San Diego, Calif.
Cox Arena ◆ Att.: 3,821

SAN DIEGO -- San Diego State limited Maryland-Baltimore County to 31.7 percent field goal shooting, including 15.8 percent from three-point range, as the Aztecs cruised to a 58-45 victory at Cox Arena.

San Diego State held UMBC to just eight first-half field goals in building a 36-17 advantage at intermission. The 19-point halftime lead was the biggest for SDSU since Nov. 21, 2003.

Freshman forward Kyle Spain tallied a team-high 16 points and added none rebounds. It marked the fifth double-digit scoring game for the true freshman and SDSU improved to 5-0 in those games.

Senior guard John Sharper came off the bench and added 12 points on the strength of four three-point field goals. It marked the ninth consecutive game in which he has connected on multiple treys.

Junior guard Brandon Heath added 11 points, four rebounds and three assists while senior center Mohamed Camara had four points and a game-high 10 rebounds.

UMBC led 7-6 with 14:07 to play in the first half before the Aztecs scored 11 straight points to take control of the game. San Diego State outscored the Retrievers 30-10 in the final 14 minutes of the first half.

San Diego State played without junior forward Marcus Slaughter. The MWC preseason player of the year suffered a sprain MCL in the previous game and is expected to miss 3-4 weeks.

UMBC	MP	FG	3FG	FT	R	F	A	TO	B	S	TP
Dinkins	*33	7-14	1-1	2-2	4	4	0	2	0	1	17
Zito	*34	5-12	1-4	1-7	8	4	2	2	1	0	12
Housman	*30	4-7	0-0	0-0	4	3	0	0	0	6	8
Pugh	*34	2-10	0-3	0-0	5	2	5	4	2	4	4
Hodges	*20	0-9	0-6	0-0	1	2	0	1	0	0	0
Greene	28	1-5	1-5	0-0	3	0	4	1	0	2	3
Bilal	6	0-1	0-0	0-0	0	1	0	2	0	1	0
Young	11	0-2	0-0	1-2	1	2	0	1	0	0	1
Timba	4	0-0	0-0	0-0	0	0	0	0	0	0	0
Team					3						
Totals	200	19-60	3-19	4-11	29	18	11	13	3	14	45

SDSU	MP	FG	3FG	FT	R	F	A	TO	B	S	TP
Davis	*28	3-4	0-0	2-2	6	3	0	0	1	0	8
Spain	*26	5-12	1-1	5-6	9	0	1	2	0	2	16
Camara	*26	2-2	0-0	0-5	10	2	1	1	2	0	4
Heath	*33	4-11	0-3	3-4	4	2	3	6	0	1	11
Thomas	*26	0-1	0-0	2-4	3	1	4	5	0	3	2
Hoerner	14	0-0	0-0	0-0	1	2	0	2	0	0	0
Williams	10	1-3	1-2	0-0	1	1	1	3	0	0	3
Sharper	26	4-8	4-8	0-0	1	0	0	3	0	0	12
McGrath	11	1-3	0-2	0-0	5	2	0	2	0	1	2
Team					3						
Totals	200	20-44	6-16	12-21	43	13	10	24	3	7	58

Halftime: San Diego State 36, Maryland-Baltimore County 17. **FG%:** San Diego State 45.5, Maryland-Baltimore County 31.7. **3FG%:** San Digo State 37.5, Maryland-Baltimore County 15.8. **FT%:** San Diego State 57.1, Maryland-Baltimore County 36.4.
Officials: Tim Gabutero, Mike Reed, Martin Cota.
Attendance: 3,821.

Game 11

Providence 80
San Diego State 65
Dec. 27, 2005 ◆ Providence, R.I.
Dunkin' Donut Center ◆ Att.: 7,183

PROVIDENCE, R.I. -- San Diego State connected on eight of its first 10 attempts from the field but was unable to hold onto a 13-point first half advantage as Providence claimed an 80-65 victory at the Dunkin' Donuts Center on Dec. 27.

The Aztecs connected on just 14-of-48 (29.2 percent) shots from the field after the blistering start and the Friars owned a 49-32 rebound advantage in the contest.

San Diego State connected on 7-of-14 three-point field goal attempts in the first half, and made six treys in the first 10:09 of the game. Junior guard Brandon Heath connected on his fourth three-point field goal in the game at the 10:08 mark to give SDSU its biggest lead at 25-12.

The Friars responded by scoring the next nine points and later took their first lead of the game on a pair of Jonathan Kale free throws with 1:50 remaining in the first half.

The Friars led 56-50 with 11:54 to play, but Providence used a 10-0 run over the next 3:54 to put the game out of reach.

Heath scored 22 points and had a season-high four three-point field goals. It marked the fifth time this season and the 26th time in his career he has scored 20 or more points in a game.

Junior forward Mohamed Abukar made his long awaited debut in an Aztec uniform. The Florida transfer who had to sit out the first semester due to NCAA transfer rules, came off the bench to score 10 points and add a team-high three assists.

SDSU	MP	FG	3FG	FT	R	F	A	TO	B	S	TP
Davis	*22	1-5	0-0	2-2	4	2	0	0	4	0	4
Spain	*32	6-10	3-4	3-6	8	4	1	2	1	1	18
Camara	*24	0-4	0-0	1-8	9	4	1	0	3	0	1
Heath	*35	7-15	4-8	4-4	2	2	2	5	0	2	22
Williams	*24	1-5	0-2	0-0	4	4	0	2	1	0	2
Hoerner	5	1-2	0-0	0-1	0	2	0	0	0	0	2
Sharper	20	2-7	2-7	0-0	2	1	3	0	0	0	6
Thomas	9	0-0	0-0	0-0	0	3	2	2	0	1	0
Abukar	29	4-10	0-0	2-4	2	2	3	3	0	3	10
Team					1						
Totals	200	22-58	9-21	12-25	32	24	12	14	9	7	65

Providence	MP	FG	3FG	FT	R	F	A	TO	B	S	TP
McDermott	*33	4-9	1-1	6-6	13	4	2	3	1	2	15
Burch	*22	0-2	0-0	0-0	5	2	1	1	0	0	0
Hanke	*17	2-3	0-0	0-0	4	3	0	1	1	0	4
McGrath	*31	5-16	3-10	2-2	0	1	5	0	0	3	15
Curry	*32	5-16	1-4	2-2	5	2	2	1	0	1	13
Efejuku	23	2-5	0-11	0-14	3	3	0	4	0	0	14
Hill	16	1-1	0-0	2-2	4	2	0	0	5	0	4
Kale	26	5-8	0-0	5-9	12	2	0	3	2	1	15
Team					3						
Totals	200	24-60	5-16	27-35	49	19	10	13	9	7	80

Halftime: Providence 36, San Diego State 34. **FG%:** Providence 40.0, San Diego State 37.9. **3FG%:** San Diego State 42.9, Providence 31.3. **FT%:** Providence 77.1, San Diego State 48.0.
Officials: David Hull, Randy McCall, Larry Spaulding.
Attendance: 7,183.

Game 12

San Diego State 84
Loyola Marymount 68
Dec. 31, 2005 ◆ San Diego, Calif.
Cox Arena ◆ Att.: 3,168

SAN DIEGO -- Aztec freshman Richie Williams recorded career highs with 16 points, seven rebounds, six assists and five steals and junior Brandon Heath added a season-high 25 points as San Diego State cruised to an 84-68 victory over Loyola Marymount at Cox Arena on Dec. 31.

San Diego State scored 84 points, its second highest scoring output of the season and shot 53.1 percent from the field, its highest percentage since Nov. 20. The Aztecs also tied a season-best by making 10 three-point field goals in their final tune-up before conference play starts.

Heath led five Aztec players in double figures and crossed the 20-point plateau for the 27th time in his career. Williams set or tied career highs in five categories and was joined in double figures by John Sharper (11), Mohamed Abukar (10) and Trimaine Davis (10).

The Lions built an early lead, owning a 16-9 advantage with 14:15 to play in the first half. The Aztecs used an 18-2 advantage to take a double-digit lead and Loyola Marymount got no closer than five points the rest of the way.

The Aztec starting backcourt made three three-point field goals during the run, two by Heath and one by Williams, as the Aztecs recorded their seventh victory by at least 11 points this season.

San Diego State outrebounding the Lions 42-25. It marked the seventh time this season that SDSU has owned a rebound advantage and the Aztecs have been outboarded just once in the last nine games.

LMU	MP	FG	3FG	FT	R	F	A	TO	B	S	TP
Knight	*28	3-8	0-0	1-3	2	1	0	3	1	0	7
Ayer	*23	2-4	0-0	5-7	5	5	1	3	1	0	9
Worthy	*24	2-6	0-1	4-4	4	5	1	3	0	1	8
Wardrop	*38	7-14	4-8	1-1	1	2	6	3	0	3	19
Ziri	*37	6-12	1-5	1-2	7	1	2	3	0	3	14
Montgomery	19	0-5	0-3	0-0	0	3	3	1	0	1	0
Haywood	20	2-5	0-0	3-4	2	4	1	4	0	0	7
Brown	11	2-4	0-0	0-0	2	4	0	0	0	0	4
Team					2						
Totals	200	24-58	5-17	15-21	25	25	14	20	2	8	68

SDSU	MP	FG	3FG	FT	R	F	A	TO	B	S	TP
Spain	*29	1-5	0-1	7-8	5	3	1	4	2	1	9
Abukar	*34	2-8	0-1	6-10	7	3	2	4	1	1	10
Camara	*14	1-2	0-0	0-2	5	2	1	1	1	0	2
Heath	*37	8-16	5-9	4-4	4	2	3	6	0	3	25
Williams	*38	5-6	2-3	4-5	7	1	6	4	0	5	16
Hoerner	7	0-0	0-0	1-2	1	1	0	0	0	0	1
Sharper	16	4-6	3-4	0-0	1	0	1	1	0	0	11
Davis	23	5-5	0-0	0-2	8	5	0	3	2	0	10
Thomas	2	0-1	0-0	0-0	0	0	0	0	0	0	0
Team					4						
Totals	200	26-49	10-18	22-33	42	17	14	23	6	10	84

Halftime: San Diego State 42, Loyola Marymount 30. **FG%:** San Diego State 53.1, Loyola Marymount 41.4. **3FG%:** San Diego State 55.6, Loyola Marymount 29.4. **FT%:** Loyola Marymount 71.4, San Diego State 66.7. **Officials:** Frank Harvey, Jim Stupin, Mike Seyphers. **Attendance:** 3,168.

Game 13

San Diego State 83
Colorado State 75
January 4, 20006 ◆ San Diego, Calif.
Cox Arena ◆ Att.: 2,532

SAN DIEGO – San Diego State junior Mohamed Abukar tied a career-high and junior Brandon Heath scored 22 points apiece as the Aztecs opened Mountain West Conference play with a victory for the fourth straight season, defeating Colorado State, 83-75, at Cox Arena.

Abukar, playing in just his third game as an Aztec after transferring from Florida and sitting out for a year, connected on 10-of-12 attempts from the field. He helped lead San Diego State to 52.6 percent shooting from the field, its second consecutive game above 50 percent.

Junior forward Marcus Slaughter, who had missed the previous three games due to a second degree MCL injury to his left knee, returned to the starting lineup, scoring six points and adding a game-high 11 rebounds and a career-high six assists in 26 minutes of action.

Freshman forward Kyle Spain also returned to double figures for the fifth time in six games, with 13 points and five rebounds.

San Diego State took the lead on a Kyle Spain jumper at the 17:43 mark of the first half and never relinquished it. The Aztecs led by as many as 17 points in the second half, but a frantic Colorado State rallied pulled the Rams to within one point, 73-72, with 2:46 to play.

Slaughter made two free throws the next time down court, followed by a Abukar jumper to give SDSU a five-point lead. Freshman Richie Williams and Heath teamed to make six consecutive free throws in the final 44 seconds to secure the victory for SDSU.

AFA	MP	FG	3FG	FT	R	F	A	TO	B	S	TP
Robinson	*9	1-2	0-0	0-0	1	0	1	1	1	0	2
Smith	*21	4-6	0-0	2-2	5	5	3	3	2	0	10
Harrison	*25	9-14	0-0	3-3	4	4	1	2	0	1	21
Lewis	*34	4-11	2-3	1-2	4	2	6	3	0	3	11
Gilling	*17	1-6	1-5	0-0	0	2	1	0	0	1	3
S. Morris	23	5-12	3-8	0-0	2	2	1	0	0	3	13
Harris	7	1-1	1-1	0-0	0	0	2	2	0	0	3
Patterson	7	0-2	0-2	0-0	0	0	0	0	0	1	0
Creason	31	4-5	0-0	2-2	3	1	1	7	0	1	10
M. Morris	26	1-3	0-1	0-0	8	1	4	0	0	0	2
Team					0						
Totals	200	30-62	7-20	8-9	27	17	20	18	3	10	75

SDSU	MP	FG	3FG	FT	R	F	A	TO	B	S	TP
Spain	*29	6-10	0-0	1-1	5	2	1	4	0	3	13
Abukar	*33	10-12	0-1	2-2	1	3	1	3	0	1	22
Slaughter	*26	1-7	0-0	4-5	11	5	6	1	2	1	6
Heath	*35	7-15	4-7	4-5	1	1	1	1	0	1	22
Williams	*33	1-5	0-4	6-6	2	2	6	5	0	3	8
Sharper	20	2-4	2-4	0-0	0	2	1	1	0	0	6
Davis	8	3-3	0-0	0-0	2	0	0	0	0	0	6
Thomas	3	0-0	0-0	0-0	0	0	0	1	0	0	0
Camara	13	0-1	0-0	0-0	6	1	0	1	0	1	0
Team					3			1			
Totals	200	30-57	6-16	17-19	31	16	16	18	2	10	83

Halftime: San Diego State 37, CSU 32. **FG%:** San Diego State 52.6, CSU 48.4. **3FG%:** San Diego State 37.5, CSU 35.0. **FT%:** San Diego State 89.5, CSU 88.9. **Officials:** Terry Christman, Kelly Self, John Higgins. **Attendance:** 2,532.

Game 14

Air Force 65
San Diego State 62
January 7, 20006 ◆ USAFA, Colo.
Clune Arena ◆ Att.: 5,213

USAFA, Colo. – Air Force connected on half of its 26 three-point field goal attempts to win for the 35th time in its last 36 home games, holding off San Diego State, 65-62.

The Aztecs, playing with MWC preseason player of the year Marcus Slaughter (recovering from a second-degree MCL injury to his left knee) and MWC preseason newcomer of the year Mohamed Abukar (102 degree temperature) less than 100 percent, took Air Force to the games' final possession before the Falcons were able to win for the 35th time in 36 home games.

San Diego State led 21-13 with 9:08 to play in the first half, before the Academy ended the half on a 21-2 run, to take a 34-23 lead into intermission.

After the Falcons scored the first basket of the second half, SDSU responded with a 22-8 spurt to regain the lead. Neither team led by more than six points the rest of the way.

Air Force led by six points with less than a minute left when Brandon Heath stole the ball and scored on a layup to cut the deficit to four points. Following a Falcon missed free throw, Abukar made a pair of free throws to cut the Air Force lead to two points with 21 seconds remaining.

Dan Nwaelele made a pair of free throws to push the advantage to four points before a Richie Williams trey cut the deficit to one point with six seconds left.

Matt McCraw made two free throws for the Academy to put the lead at three with four seconds left and secured the victory for Air Force by stealing in the inbound pass.

Heath led all scorers with 21 points on 5-of-7 shooting from three-point range. Slaughter added 10 points and nine rebounds.

SDSU	MP	FG	3FG	FT	R	F	A	TO	B	S	TP
Spain	*25	4-8	0-1	1-2	5	2	0	0	0	0	9
Abukar	*13	3-4	0-0	2-2	4	1	0	2	0	0	8
Slaughter	*38	4-5	0-0	2-3	9	3	3	2	3	0	10
Heath	*39	8-13	5-7	0-0	2	1	2	4	0	1	21
Williams	*32	3-8	1-4	0-0	3	0	6	3	0	0	7
Sharper	24	1-4	1-2	0-0	0	4	2	1	0	1	3
Davis	20	2-2	0-0	0-0	2	0	0	1	0	0	4
Thomas	2	0-0	0-0	0-0	0	0	0	0	0	0	0
Camara	1	0-0	0-0	0-0	1	0	0	1	0	0	0
Team					1						
Totals	200	25-44	7-14	5-7	27	11	13	15	3	2	62

Air Force	MP	FG	3FG	FT	R	F	A	TO	B	S	TP
Burtschi	*39	5-10	1-5	1-2	6	1	5	2	1	2	12
Nwaelele	*40	6-9	5-6	3-4	1	1	4	0	0	0	20
Frye	*10	1-2	0-0	0-0	1	4	0	3	0	0	2
McCraw	*40	6-8	5-7	2-2	3	0	2	0	1	2	19
Hood	*40	2-11	0-3	2-2	3	0	4	1	0	3	6
Anderson	30	2-5	2-5	0-0	1	4	0	2	1	1	6
Holum	1	0-0	0-0	0-0	0	0	1	0	0	0	0
Team					2						
Totals	200	22-45	13-26	8-10	17	10	16	8	3	8	65

Halftime: AFA 34, SDSU 23. **FG%:** SDSU 56.8, AFA 48.9. **3FG%:** AFA 50.0, SDSU 50.0. **FT%:** AFA 80.0, SDSU 71.4. **Officials:** Bill Gracey, Bill Kennedy, Eric Curry. **Attendance:** 5,213.

Game 15

San Diego State 72
Utah 67
Jan. 14, 20006 ◆ Salt Lake City, Utah
Huntsman Center ◆ Att.: 9,816

SALT LAKE CITY – San Diego State used a 35-25 rebound advantage to end a 22-game losing streak at Utah with a 72-67 victory at the Huntsman Center.

The victory snapped a six-game losing streak to the Utes, a 22-game losing streak at the Huntsman Center and a 23-game losing streak to Utah in Salt Lake City.

It was the Aztecs second ever win at Utah and first since 1982.

Utah jumped up early and led 23-10 with 6:33 to play in the first half. The Aztecs started to chip away at the advantage and cut the deficit to two points on a Brandon Heath 30-foot jumper at the buzzer.

The Utes pushed the lead back to seven points early in the second half before the Aztecs used a 20-6 run to take the lead for good. Heath scored 13 of his game high 21 points during the spurt.

Heath, who reached the 20-point plateau for a career-best fifth straight game, added season-bests in assists (eight) and rebounds (six).

Utah pulled back to within one point, 67-66, with 2:59 to play. After the teams traded turnovers, SDSU got an offensive rebound from Mohamed Camara who found John Sharper for a wide-open three-pointer to give SDSU a 70-66 lead.

Utah had three three-point attempts to tie the game in the final 21 seconds but were unable to score.

Junior forward Mohamed Abukar scored 16 points and added seven rebounds, while junior forward Marcus Slaughter overcame foul trouble to contribute 14 points.

SDSU	MP	FG	3FG	FT	R	F	A	TO	B	S	TP
Spain	*30	2-8	0-1	0-1	7	5	0	2	0	1	4
Abukar	*33	7-12	1-1	1-2	7	3	1	5	1	1	16
Slaughter	*25	2-2	0-0	10-12	1	5	0	3	0	0	14
Heath	*38	8-17	4-9	1-2	6	1	8	3	1	3	21
Williams	*17	1-1	0-0	2-3	2	4	0	3	0	1	4
Sharper	29	3-6	3-4	0-0	2	0	1	0	0	1	9
Davis	6	0-1	0-0	0-0	1	1	0	0	1	0	0
Thomas	1	0-0	0-0	0-0	0	0	0	0	0	0	0
McGrath	3	0-1	0-1	0-0	0	0	0	0	0	0	0
Camara	18	2-2	0-0	0-0	5	3	1	1	0	1	4
Team					4						
Totals	200	25-50	8-16	14-20	35	22	11	19	3	8	72

Utah	MP	FG	3FG	FT	R	F	A	TO	B	S	TP
Markson	*29	4-5	1-1	3-3	4	3	1	2	1	1	12
Green	*27	2-9	1-7	0-0	3	4	1	4	1	1	5
Jackson	*17	2-4	0-0	2-5	3	3	1	2	0	1	6
Bryant	*36	7-11	2-6	1-2	2	2	3	2	0	1	17
Grant	*26	1-6	0-1	1-2	3	1	5	0	0	1	3
Borha	8	0-1	0-0	0-1	1	1	1	0	0	0	0
Johns	22	3-6	2-5	1-2	2	3	0	0	0	0	9
Nevill	21	3-4	0-0	3-5	3	3	1	2	2	0	9
Langvad	14	2-4	0-1	2-2	1	1	1	1	0	0	6
Team					3						
Totals	200	24-50	6-21	13-22	25	21	14	13	4	5	67

Halftime: Utah 34, SDSU 32. **FG%:** SDSU 50.0, Utah 48.0. **3FG%:** SDSU 50.0, Utah 28.6. **FT%:** SDSU 70.0, Utah 59.1. **Officials:** Robert Saffen, Mike Scypers, Mike Littlewood. **Attendance:** 9,816.

Game 16

San Diego State 83
UNLV 67
Jan. 14, 2006 ◆ San Diego, Calif.
Cox Arena ◆ Att.: 6,288

SAN DIEGO -- Marcus Slaughter became the first Aztec player to record 20 rebounds in 22 years as San Diego State defeated UNLV 83-67 at Cox Arena on Jan. 14.

Slaughter pulled down a Cox Arena record 20 boards to go along with an arena record tying five blocked shots and 20 points as the Aztecs overcame a six-point halftime deficit to win for the sixth time in eight outings.

San Diego State shot just 39.7 percent from the field, but owned a 42-37 rebound advantage, a plus three turnover margin and outscored the Rebels 31-6 at the free throw line.

The Aztecs trailed 38-32 at intermission, but used a 21-7 run to open the second half to take control of the game.

Brandon Heath, who scored nine points during the critical spurt to begin the second half, scored 17 points, while adding five assists and four rebounds. John Sharper came off the bench to score 11 points, on the strength of 3-of-6 shooting from three-point range and Kyle Spain added 10 points.

The victory gave SDSU a win over the Rebels for the third straight season and the 16-point margin of victory was the third largest margin of victory in a Mountain West Conference game and the largest since 2001.

UNLV shot 55.2 percent in the first half, but the Aztecs turned up the defensive pressure in the second half, allowing UNLV to connect on just 11-of-37 (29.7 percent) from the field, while forcing nine turnovers after intermission.

UNLV	MP	FG	3FG	FT	R	F	A	TO	B	S	TP
Amundson	*26	2-4	0-0	3-5	10	4	2	1	0	0	7
Villepigue	*22	0-4	0-0	0-0	3	3	0	1	0	0	0
Adams	*28	3-7	1-4	0-0	2	4	0	3	0	3	7
Petrimoulx	*30	6-16	3-9	0-0	2	1	4	3	0	0	15
Terry	*31	5-7	2-4	0-2	1	4	3	1	0	0	12
Umeh	7	1-3	0-2	0-0	2	1	2	1	0	0	2
White	19	5-14	0-2	1-3	9	4	1	2	2	1	11
Morgan	13	2-2	0-0	2-2	1	0	2	0	1	1	6
Darger	11	0-4	0-4	0-0	2	2	1	1	0	0	0
Essengue	13	3-5	1-1	0-0	3	1	0	1	2	0	7
Team					2			1			
Totals	200	27-66	7-26	6-12	37	24	15	15	5	5	67

SDSU	MP	FG	3FG	FT	R	F	A	TO	B	S	TP
Spain	*27	2-4	2-2	4-4	3	4	3	1	0	1	10
Abukar	*28	3-11	0-1	2-2	3	2	1	0	0	2	8
Slaughter	*37	4-10	0-0	12-14	20	3	0	4	5	2	20
Heath	*35	4-13	0-3	9-13	4	2	5	2	0	1	17
Williams	*28	4-8	1-3	0-0	1	1	3	2	0	1	9
Sharper	24	3-6	3-6	2-2	2	1	1	0	0	2	11
Davis	10	0-1	0-0	0-0	2	3	0	2	0	0	0
Camara	11	3-5	0-0	2-2	3	1	0	1	0	1	8
Team					4						
Totals	200	23-58	6-15	31-37	42	17	13	12	5	10	83

Halftime: UNLV 38, San Diego State 32. **FG%:** UNLV 40.9, San Diego State 39.7. **3FG%:** San Diego State 40.0, UNLV 26.9. **FT%:** San Diego State 83.8, UNLV 50.0. **Officials:** Greg Burks, Mike Giarratano, Randy McCall. **Attendance:** 6,288.

Game 17

San Diego State 76
TCU 57
Jan. 18, 2006 ◆ Fort Worth, Texas
Daniel-Meyer Coliseum ◆ Att.: 3,325

FORT WORTH, Texas -- Marcus Slaughter continued his torrid play with 23 points, 18 rebounds and four assists as San Diego State recorded its largest margin of victory in a conference road game in 23 years with a 76-57 victory at TCU.

San Diego State never trailed in the game in winning for the third straight time and the seventh time in its last nine games.

Slaughter, who recorded just the fifth 20-20 game in SDSU's Division I history on Saturday, picked up where he left off. He recorded game-highs in points and rebounds and tied for game-high honors in assists. The junior posted his second consecutive double-double, the seventh of his season and the 19th of his career.

He was joined in double figures by Brandon Heath, who added 19 points. Freshman Richie Williams tied a career-high with 16 points and freshman Kyle Spain recorded his first double-double with 10 points and 10 rebounds.

San Diego State outrebounded TCU, 44-23. The plus-21 rebound margin was the largest ever for the Aztecs in a Mountain West Conference game. SDSU also shot 53.8 percent from the field, compared to just 34.0 percent for the Horned Frogs.

The 19-point margin of victory was the largest for an Aztec squad in an MWC road game and was second all-time, five points short of the record set on Jan. 20, 2001 against Air Force (67-43).

SDSU	MP	FG	3FG	FT	R	F	A	TO	B	S	TP
Spain	*32	3-6	2-2	2-2	10	1	4	5	1	1	10
Abukar	*25	3-6	0-0	0-0	5	4	1	2	0	0	6
Slaughter	*36	9-12	0-1	5-7	18	3	4	2	1	1	23
Heath	*31	6-11	2-4	5-6	3	5	3	7	0	3	19
Williams	*38	6-11	2-4	2-4	2	4	3	5	0	3	16
Hoerner	1	0-0	0-0	0-0	0	0	0	0	0	0	0
Sharper	21	0-4	0-3	0-0	0	0	1	2	0	2	0
Davis	10	1-2	0-0	0-0	2	3	0	0	0	0	2
Camara	6	0-0	0-0	0-2	0	1	0	1	0	0	0
Team					4						
Totals	200	28-52	6-14	14-21	44	21	16	24	2	10	76

TCU	MP	FG	3FG	FT	R	F	A	TO	B	S	TP
Stubbs	*28	3-9	1-4	6-6	4	1	2	1	0	3	13
Chinweze	*22	4-9	0-0	4-8	3	3	2	2	1	1	12
Hackett	*27	4-9	1-4	2-3	0	4	0	2	0	1	11
Murry	*35	5-14	2-5	4-4	2	2	2	2	0	3	16
Owens	*29	1-4	0-3	0-2	2	1	2	4	1	4	2
Ibikunle	17	0-2	0-0	0-2	4	3	2	0	0	2	0
Dougherty	13	0-0	0-0	0-0	1	1	1	1	0	0	0
Markley	2	0-0	0-0	1-2	0	1	0	0	0	0	1
Adams	12	0-3	0-3	0-2	1	0	2	1	0	1	0
Staky	2	0-0	0-0	0-0	0	0	0	0	0	0	0
Pierce	11	1-3	0-1	0-0	2	2	0	1	0	1	2
Taylor	2	0-0	0-0	0-0	0	0	0	0	0	0	0
Team					4						
Totals	200	18-53	4-20	17-29	23	18	13	14	2	16	57

Halftime: SDSU 34, TCU 22. **FG%:** SDSU 53.8, TCU 34.0. **3FG%:** SDSU 42.9, TCU 20.0. **FT%:** SDSU 66.7, TCU 58.6. **Officials:** David Hall, Jim Stupin, Kelly Self. **Attendance:** 3,325.

Game 18

San Diego State 88
Brigham Young 61
Jan. 21, 2006 ◆ San Diego, Calif.
Cox Arena ◆ Att.: 11,287

SAN DIEGO -- San Diego State junior guard Brandon Heath scored a game-high 26 points and junior forward Marcus Slaughter recorded his third consecutive and 20th career double-double (17 points, 14 rebounds) as the Aztecs cruised to a 88-61 victory over Brigham Young at Cox Arena on Jan. 21.

The 27-point margin of victory, SDSU's largest ever against a MWC opponent, marked the fourth time this season the Aztecs won 20 or more points.

SDSU shot 51.7 percent from the field, while limiting the Cougars to just 37.3 percent shooting.

Heath recorded his 31st career 20-plus point game and moved into sixth place on the all-time SDSU scoring list with 1,275 points. He also added six rebounds and four assists.

Senior guard John Sharper scored a career-high 16 points, 12 of them coming on four three-pointers, and junior forward Mohamed Abukar reached double-figures (15 points) for the fifth time this season in just his eighth game as an Aztec.

SDSU led 21-19 with seven minutes to play in the first half when Slaughter's steal and subsequent dunk ignited a 21-5 run to give the Aztecs a commanding 42-24 halftime lead. Brigham Young got no closer than 16 points, as the SDSU defense pressured the Cougars into 19 turnovers for the game

BYU	MP	FG	3FG	FT	R	F	A	TO	B	S	TP
Young	*27	6-8	0-0	4-4	9	2	0	5	0	0	16
Plaisted	*28	4-12	0-0	4-6	6	4	2	2	1	0	12
Reichner	*27	4-8	3-4	0-0	6	4	2	1	0	0	11
Ainge	*21	2-4	0-2	0-0	1	1	1	2	0	0	4
Cummard	*22	1-4	0-0	2-2	4	0	0	1	0	0	4
Broadus	19	1-6	0-2	0-1	2	2	0	3	0	0	2
Rose	10	1-2	1-2	0-0	0	2	0	0	0	0	3
Emery	8	1-3	1-3	0-0	1	0	0	0	0	1	3
Malaman	11	1-3	0-2	0-0	1	2	1	2	0	0	2
Balderson	14	1-6	0-2	2-2	4	0	2	2	0	1	4
Dawes	13	0-3	0-0	0-0	1	4	1	1	0	0	0
Team					1						
Totals	200	22-59	5-17	12-15	36	21	9	19	1	2	61

SDSU	MP	FG	3FG	FT	R	F	A	TO	B	S	TP
Spain	*18	1-3	0-1	2-4	2	3	1	1	0	1	4
Abukar	*31	7-11	0-0	1-1	5	2	0	0	0	3	15
Slaughter	*33	4-10	0-0	9-10	14	0	3	0	1	2	17
Heath	*35	8-15	3-9	7-7	6	2	4	2	0	1	26
Williams	*34	2-5	0-1	0-0	2	3	3	3	0	5	4
Hoerner	2	1-1	0-0	0-0	1	0	0	0	0	0	2
Sharper	28	6-11	4-9	0-0	2	2	2	0	0	0	16
Davis	11	1-2	0-0	0-2	0	2	0	1	0	1	2
McGrath	3	0-1	0-0	0-0	0	0	0	0	0	0	0
Lamb	1	1-1	0-0	0-0	0	0	0	0	0	0	2
Camara	4	0-0	0-0	0-0	0	0	2	0	1	0	0
Team					2			1			
Totals	200	31-60	7-20	19-24	34	14	15	8	2	13	88

Halftime: San Diego State 42, Brigham Young 24. **FG%:** San Diego State 51.7, Brigham Young 37.3. **3FG%:** San Diego State 35.0, Brigham Young 29.4. **FT%:** San Diego State 80.0, Brigham Young .79.2
Officials: Rick Batsell, Duane Allen, Ronnie Hernandez
Attendance: 11,287.

Game 19

San Diego State 75
New Mexico 69
Jan. 25, 2006 ◆ San Diego, Calif.
Cox Arena ◆ Att.: 7,642

SAN DIEGO -- Junior forward Marcus Slaughter led five Aztecs in double-figures with 18 points as San Diego State won its fifth straight game, beating New Mexico, 75-69, at Cox Arena.

With their fifth consecutive victory, the Aztecs (13-6, 6-1 Mountain West Conference) continued their best start in more than 20 years and their best conference start in more than 30 years. The win was also the seventh straight at home for SDSU.

Freshman forward Kyle Spain had 14 points, 10 of them coming in the second half, including three crucial 3-pointers that helped slow New Mexico rallies.

The Lobos, who trailed 50-35 early in the second half, had cut the lead to five at 54-49 when Spain drained a 3-pointer from the left corner. After New Mexico's Mark Walters made two free-throws, Spain hit another 3 from the same spot.

The Lobos closed to 60-57 with 10 minutes to play when senior guard John Sharper made a 3-pointer for San Diego State.

Slaughter, who was 4-for-6 from the field, made 10 of 13 free throws and the Aztecs made 20 of 24 as a team to hold off the Lobos down the stretch.

Sharper and junior forward Mohamed Abukar each had 12 points for San Diego State while junior Brandon Heath added 10 points, six rebounds and six assists.

New Mexico got a game-high 25 points from Walters. Kyle Prochasta and Tony Dandridge had 11 points apiece for the Lobos.

New Mexico	MP	FG	3FG	FT	R	F	A	TO	B	S	TP
Chiotti	*37	5-10	0-1	0-0	5	4	2	0	0	0	10
Prochaska	*30	5-7	1-3	0-0	2	3	1	0	1	3	11
Walters	*34	9-21	3-8	4-4	4	2	4	1	0	5	25
Kersten	*16	1-5	0-2	0-0	2	3	0	3	0	1	2
Danridge	*26	4-5	0-0	3-4	2	2	0	1	0	1	11
Walter	1	0-0	0-0	0-0	0	1	0	0	0	0	0
Collins	18	2-4	0-0	1-1	2	3	2	4	0	2	5
Hart	8	0-0	0-0	0-0	0	1	0	1	0	1	0
Harden	18	1-1	1-1	0-0	2	1	1	1	0	2	3
Toppert	1	0-0	0-0	0-0	0	0	0	0	0	0	0
Faris	11	1-2	0-1	0-0	1	1	0	0	0	0	2
Team					1						
Totals	200	28-55	5-16	8-9	21	21	10	11	1	15	69

SDSU	MP	FG	3FG	FT	R	F	A	TO	B	S	TP
Spain	*27	5-6	3-3	1-2	4	3	2	1	0	2	14
Abukar	*33	4-7	0-0	4-4	2	1	3	0	2	1	12
Slaughter	*38	4-6	0-0	10-13	4	2	2	3	0	0	18
Heath	*34	3-9	2-4	2-2	6	0	6	7	0	0	10
Williams	*30	1-2	0-0	3-3	1	2	3	4	0	2	5
Sharper	28	4-6	4-6	0-0	1	0	0	2	0	1	12
Davis	8	2-2	0-0	0-0	4	2	0	1	0	0	4
Camara	2	0-0	0-0	0-0	0	0	0	0	0	0	0
Team					1			1			
Totals	200	23-38	9-13	20-24	23	10	16	18	2	6	75

Halftime: San Diego State 43, New Mexico 32. **FG%:** San Diego State 60.5, New Mexico 50.9. **3FG%:** San Diego State 69.2, New Mexico 31.3. **FT%:** San Diego State 83.3, New Mexico 88.9
Officials: Scott Thornley, Bruce Hicks, Bobby McRoy
Attendance: 7,642.

Game 20

San Diego State 78
Wyoming 77 (ot)
Jan. 28, 2006 ◆ Laramie, Wyo.
Arena-Auditorium ◆ Att.: 6,869

LARAMIE, Wyo. -- Senior forward Trimaine Davis rebounded a missed 3-point attempt by junior guard Brandon Heath and converted a three-point play with 0.3 seconds remaining in overtime to lift San Diego State to a 78-77 victory over Wyoming on Jan. 28 in Laramie, Wyo.

Davis rebounded the miss and was fouled as his put-back dropped, tying the score at 77. His free throw sealed the win.

The win gave the Aztecs a 7-1 conference record, their best league start of the Division I era, and a three-game conference road winning streak for the first time since 1978.

Junior forward Marcus Slaughter led SDSUwith 24 points and 13 rebounds, his ninth double-double of the season and fourth in the last five games.

Mohamed Abukar scored 19, including 17 of San Diego State's final 20 points in the first half, while Heath added 14 points.

The Aztecs shot 78.1 percent from the free-throw line, making 25 of 32 attempts in the game, while the Cowboys made only 14 of 29 attempts on the night, for 48.3 percent, including missing 10 of their final 16.

Both teams struggled from the field early as Justin Williams' basket for Wyoming at 12:59 in the first half marked the first field goal of the game, after both teams started 0-10 from the field. After that, there were seven ties and 10 lead changes before San Diego State made a final 7-2 run to pull ahead 37-33 at halftime.

SDSU	MP	FG	3FG	FT	R	F	A	TO	B	S	TP
Heath	*41	5-15	2-8	2-3	4	3	2	5	0	2	14
Slaughter	*37	6-15	0-0	12-16	13	3	2	2	0	1	24
Abukar	*25	6-13	1-2	6-7	4	5	0	3	0	1	19
Williams	*35	2-12	0-3	2-2	7	2	2	4	0	1	6
Sharper	*43	1-7	0-6	2-2	2	2	1	1	0	1	4
Davis	15	3-3	0-0	1-1	4	3	0	0	0	0	7
Thomas	10	2-3	0-0	0-0	3	1	1	0	0	0	4
McGrath	4	0-1	0-0	0-0	0	2	0	0	0	0	0
Camara	15	0-1	0-0	0-1	1	3	0	0	0	0	0
Team					4						
Totals	225	25-70	3-19	25-32	42	24	8	15	0	6	78

Wyoming	MP	FG	3FG	FT	R	F	A	TO	B	S	TP
Williams	*20	2-4	0-0	2-3	10	3	1	2	0	2	6
Leven	*37	10-22	5-9	0-0	1	1	1	3	1	1	25
Wabbington	*31	4-6	0-0	1-1	9	5	1	4	3	1	9
Jones	*40	5-10	0-1	3-6	9	3	5	7	2	3	13
Ewing	*41	2-8	2-5	2-8	4	2	4	0	0	0	8
Lewis	13	3-6	0-2	0-0	2	0	2	1	0	1	6
Ebert	4	0-1	0-1	0-0	0	0	1	0	0	0	0
Anderson	21	1-1	0-0	6-8	4	5	0	1	0	0	8
Brown	18	1-3	0-0	0-3	4	4	0	3	0	0	2
Team					3						
Totals	225	28-61	7-18	14-29	46	23	15	21	6	8	77

Halftime: San Diego State 37, Wyoming 33. **Second Half:** San Diego State 68, Wyoming 68. **FG%:** Wyoming 45.9, San Diego State 35.7. **3FG%:** Wyoming 38.9, San Diego State 15.8. **FT%:** San Diego State 78.1, Wyoming 48.3. **Officials:** Bill Kennedy, Kelly Self, Ken Nielson. **Attendance:** 6,869.

Game 21

San Diego State 85
Colorado State 81
Feb. 4, 2006 ◆ Fort Collins, Colo.
Moby Arena ◆ Att.: 3,972

FORT COLLINS, Colo. – San Diego State set a school record for field goal shooting in a Mountain West Conference game and juniors Brandon Heath and Marcus Slaughter combined for 53 points on 18-of-24 shooting as the Aztecs defeated Colorado State 85-81 at Moby Arena.

The Aztecs recorded their seventh straight victory, seventh straight Mountain West Conference win, fourth consecutive road victory and fourth consecutive road conference win.

San Diego State set a school record by shooting 63.8 percent from the field. That is the highest ever by SDSU in a Mountain West Conference game.

The Rams jumped in front early, leading 13-6 and 21-15 with 13:49 to go in the first half. San Diego State used an 18-6 run to to take the lead for good and enjoyed a 45-39 halftime advantage.

The Aztecs pushed the advantage to 15 points at 80-65 with 5:49 to play before a 14-0 Colorado State run closed the advantage to just one point with 1:16 to play.

The Aztecs made five of six free throws in the final 52 seconds, including two free throws by John Sharper with two seconds remaining to provide the final margin.

Heath earned Mountain West Conference Player of the Week honors after scoring a season high and game high 28 points on 10-of-13 shooting from the field. He tied a career high with five three-point field goals and added five assists.

Slaughter recorded his fifth double-double in six games with 25 points and a game-high 11 rebounds. He was 8-for-11 from the field and 9-for-11 from the free throw line.

SDSU	MP	FG	3FG	FT	R	F	A	TO	B	S	TP
Heath	*41	5-15	2-8	2-3	4	3	2	5	0	2	14
Slaughter	*37	6-15	0-0	12-16	13	3	2	2	0	1	24
Abukar	*25	6-13	1-2	6-7	4	5	0	3	0	1	19
Williams	*35	2-12	0-3	2-2	7	2	2	4	0	1	6
Sharper	*43	1-7	0-6	2-2	2	2	1	1	0	1	4
Davis	15	3-3	0-0	1-1	4	3	0	0	0	0	7
Thomas	10	2-3	0-0	0-0	3	1	1	0	0	0	4
McGrath	4	0-1	0-0	0-0	0	2	0	0	0	0	0
Camara	15	0-1	0-0	0-1	1	3	0	0	0	0	0
Team					4						
Totals	225	25-70	3-19	25-32	42	24	8	15	0	6	78

Wyoming	MP	FG	3FG	FT	R	F	A	TO	B	S	TP
Williams	*20	2-4	0-0	2-3	10	3	1	2	0	2	6
Leven	*37	10-22	5-9	0-0	1	1	1	3	1	1	25
Wabbington	*31	4-6	0-0	1-1	9	5	1	4	3	1	9
Jones	*40	5-10	0-1	3-6	9	3	5	7	2	3	13
Ewing	*41	2-8	2-5	2-8	4	2	4	0	0	0	8
Lewis	13	3-6	0-2	0-0	2	0	2	1	0	1	6
Ebert	4	0-1	0-1	0-0	0	0	1	0	0	0	0
Anderson	21	1-1	0-0	6-8	4	5	0	1	0	0	8
Brown	18	1-3	0-0	0-3	4	4	0	3	0	0	2
Team					3						
Totals	225	28-61	7-18	14-29	46	23	15	21	6	8	77

Halftime: San Diego State 37, Wyoming 33. **Second Half:** San Diego State 68, Wyoming 68. **FG%:** Wyoming 45.9, San Diego State 35.7. **3FG%:** Wyoming 38.9, San Diego State 15.8. **FT%:** San Diego State 78.1, Wyoming 48.3. **Officials:** Bill Kennedy, Kelly Self, Ken Nielson. **Attendance:** 6,869.

Cox Arena Records

Points

Most Points
103 vs. Southern Cal College (103-49), Dec. 2, 1998
98 vs. UC San Diego (98-53), Nov. 27, 2001
94 vs. Fresno State (94-97), Jan. 31, 1998
93 vs. Fresno State (93-78), Dec. 8, 2001
91 vs. UNLV (91-93, ot), Feb. 12, 2005
91 vs. Florida Atlantic (91-75), Dec. 28, 2002
▶ Opp.: 105 by TCU (61-105), Jan. 17, 1998
NCAA: 89 by Stanford (89-60 UNCG), March 15, 2001

Most Points/Both Teams
▶ 191 vs. Fresno State (94-97), Jan. 31, 1998
184 vs. UNLV (91-93, ot), Feb. 12, 2005
179 vs. Fresno State (84-95), Dec. 25, 1999
177 vs. Troy State (84-93), Nov. 30, 2003
173 vs. Washington (81-92), Dec. 27, 2003
173 vs. Wyoming (85-88), Jan. 21, 2002
NCAA: 173 by Stanford (90)/St. Joseph's (83), March 17, 2001

Fewest Points Game
▶ 41 vs. Utah (41-61), Feb. 5, 2005
42 vs. Stanford (42-63), Dec. 16, 1997
43 vs. Air Force (43-57), Jan. 31, 2004
46 vs. Colorado State (46-74), Feb. 12, 2000
49 vs. Air Force (49-47), March 2, 2002
Opp.: 43 by Air Force (67-43), Jan. 20, 2001
NCAA: 43 by Kent State (Cincinnati 66-43), March 17, 2001

Fewest Points/Both Teams
▶ 96 vs. Air Force (49-47), Mar. 2, 2002
100 vs. Air Force (43-57), Jan. 31, 2004
102 vs. Utah (41-61), Feb. 5, 2005
103 vs. UMBC (58-45), Dec. 20, 2005
103 vs. San Diego (52-51), Dec. 19, 1998
105 vs. Stanford(42-63), Dec. 16, 1997
NCAA: 109 by Cincinnati (66)/Kent State (43), March 17, 2001

Fewest Points Allowed
43 vs. Air Force (67-43), Jan. 20, 2001
44 vs. Long Beach State (74-44), Nov. 21, 2003
45 vs. UMBC (58-45), Dec. 20, 2005
47 vs. Air Force (49-47), March 2, 2002
48 vs. UC San Diego (80-48), Nov. 18, 2000
49 vs. South Dakota State (64-49), Jan. 3, 2005
49 vs. Hawaii (60-49), Dec. 14, 2002
49 vs. Southern Cal College (103-49), Dec. 2, 1998
▶ Opp: 41 by Utah (41-61), Feb. 5, 2005
NCAA: 43 by Cincinnati (66-43 Kent State), March 17, 2001

Most Points Allowed
▶ 105 vs. TCU (61-105), Jan. 17, 1998
97 vs. Fresno State (94-97), Jan. 31, 1998
95 vs. Fresno State (84-95), Feb. 25, 1999
93 vs. UNLV (91-93, ot), Feb. 12, 2005
89 vs. Arizona (81-89), Dec. 7, 2002
Opp.: 103 by Southern Cal College (103-49), Jan. 17, 1998
NCAA: 89 by UNCG (Stanford 89-60), March 15, 2001

Largest Margin of Victory
▶ 54 vs. Southern Cal College (103-49), Dec. 2, 1998
45 vs. UC San Diego (98-53), Nov. 27, 2001
35 vs. UC San Diego (86-51), Nov. 27, 2004
33 vs. Florida Atlantic (90-57), Nov. 30, 2000
32 vs. UC San Diego (80-48), Nov. 18, 2000
Opp.: 44 by TCU (61-105), Jan. 17, 1998
NCAA: 29 by Stanford (89-60 UNCG), March 15, 2001

Largest Margin of Defeat
▶ 44 vs. TCU (61-105), Jan. 17, 1998
33 vs. Southern California (54-87), Dec. 20, 1999
28 vs. Colorado State (46-74), Feb. 12, 2000
26 vs. Utah (53-79), Jan. 16, 1999
25 vs. New Mexico (60-85), Feb. 8, 1999

Rebounding

Game
49 vs. Florida Atlantic, Nov. 30, 2000
47 vs. Point Loma Nazarene, Dec. 3, 2005
46 vs. UC San Diego, Dec. 6, 2003
46 vs. IPFW, Jan 2, 2002
45 vs. Cal State Fullerton, Dec. 21, 2004
45 vs. Cal Poly, Dec. 18, 2003
45 vs. Cal State Northridge, Dec 1, 2001
▶ Opp.: 50 by San Diego (52-55), Dec. 9, 2000
NCAA: 42 by Cincinnati (66-43 Kent State), March 17, 2001

Margin
▶ +21 (41-20) vs. Monmouth, Nov. 22, 2005
▶ +21 (46-25) vs. UC San Diego, Dec. 6, 2003
▶ +21 (45-24) vs. Cal State Northridge, Dec. 1, 2001
+20 (44-24) vs. Southern Cal College, Dec. 2, 1998
+17 (42-25) vs. LMU, Dec. 31, 2005
+17 (44-27) vs. Portland, Dec. 31, 2003
+17 (44-27) vs. UC San Diego, Dec. 2, 2002
▶ Opp.: +21 (22-43) by Hawai'i (78-72), Feb. 20, 1999
▶ NCAA: +21 (42-21) by Cincinnati (66-43 Kent State), March 17, 2001

Field Goal Shooting

Most Field Goals
40 vs. UC San Diego, Nov. 27, 2001
38 vs. Southern Cal College, Dec. 2, 1998
37 vs. Cal Poly, Dec. 18, 2003
36 vs. Fresno State, Jan. 31, 1998
34 vs. New Mexico, Feb. 24, 2003
34 vs. Eastern Washington, Dec. 20, 2001
▶ Opp.: 41 by TCU (61-105), Jan. 17, 1998
NCAA: 31 by St. Joseph's (Stanford 90-83), March 17, 2001 and by Kent State (77-73 Indiana), March 15, 2001

Most Field Goals Attempted
▶ 83 vs. Wyoming, Jan. 21, 2002
75 vs. Cal Poly, Dec. 18, 2003
73 vs. Arizona, Dec. 7, 2002
70 vs. Norfolk State, Nov. 21, 2002
70 vs. Nevada, Nov. 14, 1998
Opp.: 75 by TCU (61-105), Jan. 17, 1998
NCAA: 66 by Kent State (77-73 Indiana), March 15, 2001

Highest Field Goal Percentage
▶ 67.8 (40-of-59) vs. UC San Diego, Nov. 27, 2001
64.0 (32-of-50) vs. Oklahoma State, Dec. 30, 2000
62.3 (38-of-61) vs. Southern Cal College, Dec. 2, 1998
61.4 (27-of-44) vs. Air Force, Feb. 22, 2003
61.0 (25-of-41) vs. Colorado State, March 3, 2001
Opp.: 57.9 (20-of-38) by San Diego (51-52), Dec. 19, 1998
NCAA: 57.4 (31-of-54) by St. Joseph's (Stanford 90-83), March 17, 2001

Free Throw Shooting

Most Free Throws Made
▶ 33 vs. UNLV, Feb. 12, 2005
▶ 33 vs. Cal State Northridge, Dec. 1, 2001
▶ 33 vs. Rice, Feb. 21, 1998
31 vs. UNLV, Jan. 14, 2006
27 vs. IPFW, Jan. 2, 2002
26 vs. Florida Atlantic, Nov. 30, 2000
Opp.: 26 by Brigham Young (69-80), Jan. 20, 2003
NCAA: 31 by Stanford (90-83 St. Joseph's), March 17, 2001

Most Free Throws Attempted
▶ 44 vs. Cal State Northridge, Dec. 1, 2001
40 vs. UNLV, Feb. 12, 2005
39 vs. Florida Atlantic, Dec. 28, 2002
39 vs. IPFW, Jan. 2, 2002
39 vs. Rice, Feb. 21, 1998
Opp.: 34 by Brigham Young (69-80), Jan. 20, 2003
NCAA: 37 by Stanford (90-83 St. Joseph's), March 17, 2001

Highest Free Throw Percentage
93.8 (15-of-16) vs. Brigham Young, Feb. 12, 2001
92.3 (24-of-26) vs. PLUN, Dec. 3, 2005
90.0 (9-of-10) vs. High Point, Jan. 2, 2000
89.5 (17-of-19) vs. Colorado State, 1-4-06
86.7 (13-of-15) vs. Houston, Jan. 29, 2002
86.7 (13-of-15) vs. Brigham Young, Nov. 14, 1997
85.7 (12-of-14) vs. New Mexico, Feb. 24, 2003
▶ Opp.: 95.0 (19-of-20) by Brigham Young (66-69), Feb. 12, 2001
NCAA: 83.8 (31-of-37) by Stanford (90-83 St. Joseph's), March 17, 2001

Three-Point Field Goals

Most Three-Point Field Goals
16 vs. UC San Diego, Dec. 2, 2002
13 vs. UNLV, Feb. 24, 2001
13 vs. Oklahoma State, Dec. 30, 2000
11 vs. Norfolk State, Nov. 21, 2001
11 vs. Southwest Texas, Nov. 26, 1997
▶ Opp.: 19 by Troy State (93-84), Nov. 30, 2003
NCAA: 11 by Cincinnati (84-59 Brigham Young), March 15, 2001

Most Three-Point Field Goals Attempted
33 vs. UC San Diego, Dec. 2, 2002
28 vs. Long Beach State, Nov. 21, 2003
27 vs. Norfolk State, Nov. 21, 2001
27 vs. Fresno State, Jan. 31, 1998
27 vs. Brigham Young, Nov. 14, 1997
▶ Opp.: 40 by Troy State (93-84), Nov. 30, 2003
NCAA: 23 by St. Joseph's (66-62 Georgia Tech), March 15, 2001

Highest Three-Point FG Percentage
▶ 69.2 (9-for-13) vs. New Mexico, Jan. 25, 2006
61.9 (13-of-21) vs. Oklahoma State, Dec. 30, 2000
60.0 (3-of-5) vs. Air Force, Feb. 22, 2003
56.3 (9-of-16) vs. Southern Cal College, Dec. 2, 1998
55.6 (10-of-18) vs. LMU, Dec. 31, 2005
52.9 (9-of-17) vs. Colorado State, Jan. 24, 2005
52.9 (9-of-17) vs. Houston, Jan. 29, 2002
Opp.: 61.5 (8-of-13) by UNLV (64-79), Feb. 11, 2003
NCAA: 57.9 (11-of-19) by Cincinnati (84-59 Brigham Young), March 15, 2001

Other Statistics

Most Assists

Cox Arena Records, cont.

▶ 26 vs. UC San Diego, Nov. 27, 2001
Opp.: 24 by Washington, Dec. 27, 2003
NCAA: 19 by St. Joseph's (66-62 Georgia Tech), March 15, 2001

Most Steals
16 vs. Southern Cal College, Dec. 2, 1998
▶ Opp.: 17 by Southern California, Dec. 20, 1999
NCAA: 12 by Kent State (Cincinnati 66-43), March 17, 2001

Most Turnovers
28 vs. UNLV, Jan. 26, 2002
▶ Opp.: 29 by Hawai'i, Feb. 20, 1999
NCAA: 22 by UNCG (Stanford 89-60), March 15, 2001

Fewest Turnovers
▶ 7 vs. Colorado State (84-77), Jan. 24, 2005, vs. Brigham Young (65-61), Jan. 12, 2004, 7 vs. Iowa State (86-76), Jan. 3, 2004, Brigham Young (77-73), Feb. 11, 2002
Opp.: 9 - four times (last: Utah, Feb. 5, 2005)
NCAA: 9 by Kent State (Cincinnati 66-43), March 17, 2001

Most Blocked Shots
▶ 11 vs. Wyoming (85-88), Jan. 21, 2002
▶ Opp.: 11 by Colorado State, Feb. 1, 2003
NCAA: 6 - two times

Points

34, Aerick Sanders vs. Portland, Dec. 31, 2003
33, Tony Bland vs. Houston, Jan. 29, 2002
31, Evan Burns vs. New Mexico, Feb. 24, 2003
29, Brandon Heath vs. UNLV, Feb. 12, 2005
29, Brandon Heath vs. Wyoming, Jan. 22, 2005
29, Tony Bland vs. Loyola Marymount, Jan. 3, 2003
▶ Opp.: 43, Ruben Douglas, New Mexico, Feb. 24, 2003
NCAA: 37, Marvin O'Connor, St. Joseph's vs. Stanford, March 17, 2001

Field Goals Made

13, Aerick Sanders vs. Portland, Dec. 31, 2003
12, Brandon Heath vs. Wyoming, Jan. 22, 2005
12, Evan Burns vs. New Mexico, Feb. 24, 2003
12, Tony Bland vs. Houston, Jan. 29, 2002
11, Aerick Sanders vs. E. Washington, Dec. 20, 2003
11, Tony Bland vs. Air Force, Feb. 22, 2003
11, Myron Epps vs. Air Force, Jan. 20, 2000
11, Matt Watts vs. Nevada, Nov. 14, 1998
▶ Opp.: 15, Courtney Alexander, Fresno State, Feb. 25, 1999
▶ NCAA: 15, Marvin O'Connor, St. Joseph's vs. Stanford, March 17, 2001

Field Goals Attempted

24, Randy Holcomb vs. Florida Atl., Nov. 30, 2000
23, Brandon Heath vs. Wyoming, Jan. 22, 2005
22, Brandon Heath vs. UCSB, Nov. 19, 2004
22, Randy Holcomb vs. ASU, Dec. 16, 2000
22, Matt Watts vs. Southern California, Nov. 29, 1997
▶ Opp.: 26, Ruben Douglas, New Mexico, Feb. 24, 2003
NCAA: 21, Kirk Haston, Indiana vs. Kent State, March 15, 2001

Field Goal Percentage (Min 6 FGM)

▶ 100.0 (11-11), Aerick Sanders vs. Eastern Washington, Dec. 20, 2003
100.0 (6-6), Mike Mackell vs. CSU, Jan. 19, 2002
90.9 (10-11), Chris Walton vs. CSU, Jan. 24, 2005
90.9 (10-11), Aerick Sanders vs. UNLV, Jan. 17, 2004
90.0 (9-10), Aerick Sanders vs. Cal Poly, Dec. 18, 2003
90.0 (9-10), Al Faux vs. Oklahoma State, Dec. 30, 2000
NCAA: 88.9 (8-9), Jamaal Davis, Cincinnati vs. Kent State, March 17, 2001

Free Throws Made

▶ 17, Brandon Heath vs. UNLV, Feb. 12, 2005
12, Marcus Slaughter vs. UNLV, Jan. 14, 2006
12, Marcus Slaughter vs. WSU, Dec. 10, 2005
12, Matt Thomas vs. Air Force, Feb. 28, 2005
12, Marcus Slaughter vs. UCSB, Nov. 19, 2004
10, Marcus Slaughter vs. New Mexico, Jan. 25, 2006
10, Marcus Slaughter vs. Monmouth, Nov. 22, 2004
10, Kevin Betts vs. San Jose State, Jan. 29, 1998
Opp.: 15, Ruben Douglas, New Mexico, Feb. 24, 2003
NCAA: 9, Jarron Collins, Stanford vs. St. Joseph's, March 17, 2001

Free Throws Attempted

▶ 17, Brandon Heath vs. UNLV, Feb. 12, 2004
15, Marcus Slaughter vs. WSU, Dec. 10, 2005
14, Marcus Slaughter vs. UNLV, Jan. 14, 2006
14, Marcus Slaughter vs. Saint Mary's, Dec. 14, 2004
14, Marcus Slaughter vs. Monmouth, Nov. 22, 2004
14, Marcus Slaughter vs. UCSB, Nov. 19, 2004
14, Tony Bland vs. San Diego, Jan. 8, 2003
14, Vincent Okotie vs. Long Beach St., Nov. 28, 1998
13, Matt Thomas vs. Air Force, Feb. 28, 2005
Opp.: 16, Ruben Douglas, New Mexico, Feb. 24, 2003
NCAA: 10 - three times

Free Throw Percentage (Min. 8 FTA)

▶ 100.0 (17-17), Brandon Heath vs. UNLV, Feb. 12, 2005
100.0 (9-9), Marcus Slaughter vs. PLNU, Dec. 3, 2005
100.0 (8-8), Brandon Heath vs. PLNU, Dec. 3, 2005
100.0 (8-8), Brandon Heath vs. Monmouth, Nov. 22, 2004
100.0 (8-8), D. Abramowitz vs. CSU, Mar. 3, 2001
100.0 (8-8), Marcelo Correa vs. BYU, Feb. 12, 2001
100.0 (8-8), Josko Visnjic vs. USC, Nov. 29, 1997
Opp.: 100.0 (8-8), Nick Valdez, Texas Tech, Jan. 6, 2003
NCAA: 100.0 (7-7), Tony Akins, Georgia Tech vs. St. Joseph's, March 15, 2001

Three-Point Field Goals Made

▶ 7, Al Faux vs. Oklahoma State, Dec. 30, 2000
6, Steve Sir vs. UC San Diego, Dec. 2, 2002
6, Jason Richey vs. SMU, Jan. 15, 1998
6, Josko Visnjic vs. Southwest Texas,Nov. 26, 1997
▶ Opp.: 7, Jermaine Lewis, UNLV, Feb. 11, 2003 and Adam Spanich, Southern California, Nov. 29, 1997
NCAA: 5, Marvin O'Connor, St. Joseph's vs. Stanford, March 17, 2001

Three-Point Field Goals Attempted

14, Jason Richey vs. BYU, Nov. 14, 1997
13, Josko Visnjic vs. Fresno State, Jan. 31, 1998
11, Al Faux vs. New Mexico, Feb. 28, 2002
11, Jason Richey vs. SMU, Jan. 15, 1998
▶ Opp.: 16, Damon Jackson, Fresno State, Dec. 8, 2001
NCAA: 10, Marvin O'Connor, St. Joseph's vs. Stanford, March 17, 2001

Three-Point FG Pct. (Min. 4 3FGA)

▶ 100.0 (4-4), Deandre Moore vs. BYU, Feb. 11, 2002
87.5 (7-8), Al Faux vs. Oklahoma St, Dec. 30, 2000
83.3 (5-6), David Abramowitz vs. SCC, Dec. 2, 1998
75.0 (3-4), John Sharper vs. LMU, Dec. 31, 2005
75.0 (3-4), Tyler Smith vs. BYU, Feb. 7, 2005
75.0 (3-4), John Sharper vs. UCSD, Nov. 27, 2004
75.0 (3-4), John Sharper vs. Cal Poly, Dec. 18, 2003
75.0 (3-4), Karlo Kovacic vs. UNLV, Feb. 24, 2001
75.0 (3-4), Deandre Moore vs. UNLV, Feb. 24, 2001
75.0 (3-4), Jim Roban vs. UNLV, Feb. 24, 2001
75.0 (3-4), D. Abramowitz vs. UNM, Feb. 5, 2000
Opp.: 77.8 (7-9), Jermaine Lewis, UNLV, Feb. 11, 2003
NCAA: 80.0 (4-5), Jay Joseph, UNCG vs. Stanford, March 15, 2001

Rebounds

▶ 20, Marcus Slaughter vs. UNLV, 1-14-06
17, Marcus Slaughter vs. WSU, Dec. 14, 2005
16, Aerick Sanders vs. Wyoming, Feb. 21, 2004
15, Marcus Slaughter vs. Air Force, Feb. 8, 2006
15, Marcus Slaughter vs. Albany, Nov. 17, 2005
15, Aerick Sanders vs. Troy State, Nov. 30, 2003
15, Roy Kruiswyk vs. Hawai'i, Jan. 10, 1997
▶ Opp.: 17, Uche Nsonwu-Amadi, Wyoming, Jan. 21, 2002
NCAA: 12, Alvin Jones, Georgia Tech vs. St. Joseph's, March 15, 2001

Assists

▶ 11, Deandre Moore vs. Wyoming, Mar. 1, 2001
▶ 11, Deadre Moore vs. Sacramento St., Dec. 2, 2000
▶ 11, Bradley Jackson vs. High Point, Jan. 2, 2000
9, Brandon Heath vs. UC San Diego, Nov. 27, 2005
9, Tony Bland vs. Norfolk State, Nov. 21, 2001
9, Deandre Moore vs. New Mexico State, Nov. 21, 2000
▶ Opp.: 11, Marmet Williams, San Jose State, Jan. 29, 1998
NCAA: 9, Jameer Nelson, St. Joseph's vs. Stanford, March 17, 2001

Steals

▶ 7, Deandre Moore vs. Colorado State, Feb. 1, 2003
6, Matt Watts vs. Southern Cal College, Dec. 19, 1997
5 - nine times
Opp.: 6, Mike Housman, UMBC, Dec. 20, 2005
NCAA: 5, Demetric Shaw, Kent State vs. Cincinnati, March 17, 2001

Blocked Shots

▶ 5 Marcus Slaughter vs. UNLV, Jan. 14, 2006
▶ 5, Marcelo Correa vs. Sacramento St., Dec. 2, 2000
4, Aerick Sanders vs. UC San Diego, Dec. 2, 2002
4, Chris Walton vs. New Mexico, Feb. 28, 2002
4, Aerick Sanders vs. UNLV, Jan. 26, 2002
4, Randy Holcomb vs. Wyoming, Jan. 21, 2001
▶ Opp.: 5 - five times, most recent: Aron Baynes vs. Washington State, Dec. 10, 2005
NCAA: 3 - two times

▶ *- Indicates Cox Arena record.*

NCAA refers to the 2001 NCAA First and Second Rounds which were hosted by SDSU and played in Cox Arena

Mountain West Conference Records

Points

Most Points
91 vs. UNLV (91-93), Feb. 12, 2005
89 at Colorado State (89-102), March 3, 2003
89 vs. New Mexico (89-73), Feb. 24, 2003
88 vs. BYU (88-61), Jan. 21, 2006
88 at Colorado State (88-93, ot), Feb. 19, 2005
87 at Wyoming (87-93), Jan. 29, 2000

Most Points/Both Teams
191 at Colorado State (89-102), March 3, 2003
184 vs. UNLV (91-93), Feb. 12, 2005
181 at Colorado State (88-93), Feb. 19, 2005
180 at Wyoming (87-93), Jan. 29, 2000
174 at Colorado State (82-92, 2ot), Jan. 24, 2004

Fewest Points Game
38 at Utah (38-86), Feb. 11, 1999
39 at Utah (39-58), Jan. 15, 2001
41 vs. Utah (41-61), Feb. 5, 2005
43 vs. Air Force (43-57), Jan. 31, 2004
46 vs. Colorado State (46-74), Feb. 12, 2000

Fewest Points/Both Teams
96 vs. Air Force (49-47), March 2, 2002
97 at Utah (39-58), Jan. 15, 2001
100 vs. Air Force (43-57), Jan. 31, 2004
102 vs. Utah (41-61), Feb. 5, 2005
110 at Air Force (49-61), March 1, 2004
110 at Air Force (62-48), Feb. 19, 2001

Fewest Points Allowed
43 vs. Air Force (67-43), Jan. 20, 2001
47 vs. Air Force (49-47), March 2, 2002
48 at Air Force (63-48), Jan. 11, 2003
48 at Air Force (62-48), Feb. 19, 2001
53 vs. Air Force (67-53), Feb. 22, 2003
56 vs. Utah (58-56), Jan. 18, 2003

Most Points Allowed
102 at Colorado State (89-102), March 3, 2003
101 at Wyoming (66-101), Feb. 3, 2001
93 at Colorado State (88-93, ot), Feb. 19, 2005
93 vs. UNLV (91-93, ot), Feb. 12, 2005
92 at Colorado State (82-92, 2ot), Jan. 24, 2004

Largest Margin of Victory
27 vs. BYU (88-61), Jan. 21, 2006
24 vs. Air Force (67-43), Jan. 20, 2001
19 at TCU (76-57), Jan. 18, 2006
17 vs. UNLV (83-66), Feb. 24, 2001
16 vs. UNLV (83-67), Jan. 14, 2006
16 vs. New Mexico (89-73), Feb. 24, 2003
15 at Air Force (63-48), Jan. 11, 2003
14 vs. Air Force (67-53), Feb. 22, 2003
14 at Air Force (62-48), Feb. 19, 2001

Largest Margin of Defeat
35 at Wyoming (66-101), Feb. 3, 2001
29 at Brigham Young (50-79), Jan. 13, 2001
29 at New Mexico (49-78), Feb. 26, 2000
28 vs. Colorado State (46-74), Feb. 12, 2000
28 at UNLV (55-83), Jan. 22, 2000

Rebounding

Game
46 at Colorado State (82-92, 2ot), Jan. 24, 2004
44 at TCU (76-57), Jan. 18, 2006
44 vs. Wyoming (85-88), Jan. 21, 2002
44 at Brigham Young (64-75), Jan. 12, 2002
43 vs. UNLV (91-93, ot), Feb. 12, 2005
43 vs. New Mexico (72-68), Feb. 2, 2004
43 at UNLV (76-83), Feb. 23, 2002
43 vs. UNLV (83-66), Feb. 24, 2001

Margin
+21 at TCU (76-57), Jan. 18, 2006
+16 (36-20) at Air Force, Jan. 29, 2005
+16 (43-27) vs. New Mexico, Feb. 2, 2004
+16 (39-23) vs. Wyoming, Feb. 3, 2003
+16 (29-13) at Air Force, Jan. 11, 2003
+16 (44-28) at Brigham Young, Feb. 12, 2002

Field Goal Shooting

Most Field Goals
34 vs. New Mexico (89-73), Feb. 24, 2003
33 vs. Wyoming (85-88), Jan. 21, 2002
33 at Wyoming (87-93), Jan. 29, 2000
31 vs. BYU (88-61), Jan. 21, 2006
31 at Colorado State (88-93, ot), Feb. 19, 2005
31 vs. UNLV (83-78), Jan. 17, 2004
31 at Colorado State (89-102), March 3, 2003
31 vs. Wyoming (80-70), Feb. 3, 2003
31 at UNLV (76-83), Feb. 23, 2002

Most Field Goals Attempted
90 at Colorado State (82-92, 2ot), Jan. 24, 2004
83 vs. Wyoming (85-88), Jan. 21, 2002
70 at Wyoming (78-77, ot), Jan. 28, 2006
69 vs. Wyoming (81-88, ot), Jan. 22, 2005
69 vs. Colorado State (89-102), March 3, 2003
68 at Colorado State (88-93, ot), Feb. 19, 2005

Highest Field Goal Percentage
63.8 (30-47) at Colorado State (85-81), Feb. 4, 2006
61.4 (27-of-44) vs. Air Force (67-53), Feb. 22, 2003
61.0 (25-of-41) vs. Colorado State (78-73), March 3, 2001
60.5 (23-of-38) vs. New Mexico (75-69), Jan. 25, 2006
60.5 (23-of-38) vs. Air Force (67-43), Jan. 20, 2001
59.6 (28-of-47) at Colorado State (75-63), Feb. 16, 2002
57.5 (23-of-40) at Air Force (63-48), Jan. 11, 2003

Free Throw Shooting

Most Free Throws Made
33 vs. UNLV (91-93, ot), Feb. 12, 2005
31 vs. UNLV (83-67), Jan. 14, 2006
26 at Wyoming (86-73), March 1, 2003
25 at Wyoming (78-77, ot), Jan. 28, 2006
24 vs. Colorado State (81-69), Jan. 19, 2002
24 vs. Colorado State (78-73), March 3, 2001
23 - three times

Most Free Throws Attempted
42 at Wyoming (86-73), March 1, 2003
40 vs. UNLV (91-93, ot), Feb. 12, 2005
37 vs. UNLV (83-67), Jan. 14, 2006
34 at New Mexico (78-65), Feb. 2, 2002
34 vs. UNLV (79-80), Jan. 26, 2002
33 vs. Colorado State (81-69), Jan. 19, 2002
33 at New Mexico (54-72), Feb. 17, 2001

Highest Free Throw Percentage (min. 12 FTA)
100.0 (12-of-12) at Air Force (63-48), Jan. 11, 2003
93.8 (15-of-16) vs. Brigham Young (66-69), Feb. 12, 2001
89.5 (17-of-19) vs. Colorado State (83-75), Jan. 4, 2006
85.7 (12-of-14) vs. New Mexico (89-73), Feb. 24, 2003
83.8 (31-37) vs. UNLV (83-67), Jan. 14, 2006
83.3 (20-24) vs. New Mexico (75-69), Jan. 25, 2006
82.6 (19-of-23) vs. Air Force (57-77), Feb. 28, 2005
82.6 (19-of-23) at Brigham Young (64-75), Jan. 12, 2002

Three-Point Field Goals

Most Three-Point Field Goals
13 vs. UNLV (83-66), Feb. 24, 2001
11 at Colorado State (88-93, ot), Feb. 19, 2005
9 at Colorado State (85-81), Feb. 4, 2006
9 vs. New Mexico (75-69), Jan. 25, 2006
9 vs. Colorado State (84-77), Jan. 24, 2005
9 vs. New Mexico (89-73), Feb. 24, 2003
8 - five times

Most Three-Point Field Goals Attempted
25 vs. UNLV (83-66), Feb. 24, 2001
24 at Colorado State (89-102), March 3, 2003
23 at UNLV (65-68), Feb. 17, 2004
22 - seven times

Highest Three-Point FG Percentage
69.2 (9-of-13) vs. New Mexico (75-69), Jan. 25, 2006
60.0 (9-of-15) at Colorado State (85-81), Feb. 4, 2006
60.0 (3-of-5) vs. Air Force (67-53), Feb. 22, 2003
54.5 (6-of-11) at Colorado State (67-75), Jan. 27, 2000
53.3 (8-of-15) at Wyoming (86-73), March 1, 2003
52.9 (9-of-17) vs. Colorado State (84-77), Jan. 24, 2005
52.0 (13-of-25) vs. UNLV (83-66), Feb. 24, 2001

Other Statistics

Most Assists/Mountain West Game
21 vs. Air Force (67-43), Jan. 20, 2001

Most Turnovers/Mountain West Game
28 vs. UNLV (79-80), Jan. 26, 2002

Fewest Turnovers/Mountain West Game
7 at Wyoming (65-69), Feb. 21, 2005, vs. Colorado State (84-77), Jan. 24, 2005, at Colorado State (82-92, 2ot), Jan. 24, 2004, vs. Brigham Young (65-61), Jan. 12, 2004, vs. Brigham Young (77-73), Feb. 11, 2002 and at New Mexico (78-65), Feb. 2, 2002

Most Blocked Shots/Mountain West Game
11 vs. Wyoming (85-88), Jan. 21, 2002

Most Steals/Mountain West Game
15 vs. Wyoming (81-88, ot), Jan. 22, 2005

Points

37, Brandon Heath at UNLV, Jan. 15, 2005
32, Myron Epps at Wyoming, Jan. 29, 2000
31, Evan Burns vs. New Mexico, Feb. 24, 2003
29, Brandon Heath vs. UNLV, Feb. 12, 2005
29, Brandon Heath vs. Wyoming, Jan. 22, 2005
28, Brandon Heath at Colorado State, Feb. 4, 2006
28, Brandon Heath at Colorado State, Feb. 19, 2005
28, Tony Bland vs. Air Force, Feb. 22, 2003
27, Aerick Sanders vs. New Mexico, Feb. 2, 2004
27, Myron Epps vs. Air Force, Jan. 20, 2000
26, Brandon Heath vs. BYU, Jan. 21, 2006
26, Brandon Heath at Colorado State, Jan. 24, 2004
26, Al Faux vs. New Mexico, Feb. 28, 2002
26, Al Faux vs. Wyoming, Jan. 21, 2002

Field Goals Made

14, Myron Epps at Wyoming, Jan. 29, 2000
12, Brandon Heath vs. Wyoming, Jan. 22, 2005
12, Brandon Heath at UNLV, Jan. 15, 2005
12, Evan Burns vs. New Mexico, Feb. 24, 2003
11, Tony Bland vs. Air Force, Feb. 22, 2003
11, Randy Holcomb at New Mexico, Feb. 2, 2002

Mountain West Conference Records, cont.

11, Myron Epps vs. Air Force, Jan. 20, 2000

Field Goals Attempted

24, Brandon Heath at Colorado State, Feb. 19, 2005
23, Brandon Heath vs. Wyoming, Jan. 22, 2005
23, Myron Epps at Wyoming, Jan. 29, 2000
21, Brandon Heath at Colorado State, Jan. 24, 2004
21, Wesley Stokes at Colorado State, Jan. 24, 2004

Field Goal Percentage (Min. 6 FGA)

100.0 (6-6), Mike Mackell vs. Colorado State, Jan. 19, 2002
90.9 (10-11), Chris Walton vs. Colorado State, Jan. 24, 2005
83.3 (10-12), Mohamed Abukar vs. Colorado State, Jan. 4, 2006
87.5 (7-8), Al Faux at Colorado State, Feb. 16, 2002
85.7 (6-7), Evan Burns at Air Force, Jan. 11, 2003
85.7 (6-7), Al Faux vs. Colorado State, March 3, 2001

Free Throws Made

17, Brandon Heath vs. UNLV, Feb. 12, 2005
12, Marcus Slaughter at Wyoming, Jan. 28, 2006
12, Marcus Slaughter vs. UNLV, Jan. 14, 2006
12, Matt Thomas vs. Air Force, Feb. 28, 2005
12, Brandon Heath at UNLV, Jan. 15, 2005
11, Mike Mackell at New Mexico, Feb. 2, 2002
11, Mike Mackell at Brigham Young, Jan. 12, 2002

Free Throws Attempted

17, Brandon Heath vs. UNLV, Feb. 12, 2005
16, Marcus Slaughter at Wyoming, Jan. 28, 2006
15, Tony Bland at Colorado State, March 3, 2003
12, Marcus Slaughter vs. UNLV, Jan. 14, 2006
14, Brandon Heath at Colorado State, Feb. 19, 2005
14, Tony Bland at Wyoming, March 1, 2003
13, Marcus Slaughter vs. New Mexico, Jan. 25, 2006
13, Matt Thomas vs. Air Force, Feb. 28, 2005
13, Mike Mackell at New Mexico, Feb. 2, 2002

Free Throw Percentage (Min. 6 FTM)

100.0 (17-17), Brandon Heath vs. UNLV, Feb. 12, 2005
100.0 (12-12), Brandon Heath at UNLV, Jan. 15, 2005
100.0 (8-8), David Abramowitz vs. Colorado State, March 3, 2001
100.0 (8-8), Marcelo Correa vs. Brigham Young, Feb. 12, 2001
100.0 (7-7), Al Faux at Air Force, Feb. 4, 2002
100.0 (6-6), Richie Williams vs. Colorado State, Jan. 4, 2006
100.0 (6-6), Michael Marion vs. Air Force, Jan. 20, 2000

Three-Point Field Goals Made

7, David Abramowitz at Utah, Feb. 10, 2000
5, Brandon Heath at Colorado State, Feb. 4, 2006
5, Brandon Heath at Air Force, Jan. 7, 20006
5, Brandon Heath at Utah, March 5, 2005
5, Al Faux vs. New Mexico, Feb. 28, 2002
5, Al Faux vs. Wyoming, Jan. 21, 2002
5, Al Faux vs. Colorado State, Jan. 19, 2002

Three-Point Field Goals Attempted

11, Al Faux vs. New Mexico, Feb. 28, 2002
10, Brandon Heath at UNLV, Feb. 17, 2004
10, Brandon Heath vs. Brigham Young, Jan. 12, 2004
10, Karlo Kovacic at Wyoming, Feb. 3, 2001
9, Brandon Heath at Utah, Jan. 11, 2006
9, Brandon Heath at Utah, Feb. 7, 2004
9, Al Faux vs. Colorado State, Jan. 19, 2002
9, David Abramowitz at Utah, Feb. 10, 2000

Three-Point FG Pct. (Min. 4 3FGA)

100.0 (4-4), Deandre Moore vs. BYU, Feb. 11, 2002
83.3 (5-6), Brandon Heath at Utah, March 5, 2005
80.0 (4-5), Chris Manker at Colorado State, Feb. 19, 2005
77.8 (7-9), David Abramowitz at Utah, Feb. 10, 2000
75.0 (3-4) - nine times

Rebounds

20, Marcus Slaughter vs. UNLV, Jan. 14, 2006
18, Marcus Slaughter at TCU, Jan. 18, 2006
16, Aerick Sanders vs. Wyoming, Feb. 21, 2004
16, Aerick Sanders at Colorado State, Jan. 24, 2004
15, Marcus Slaughter vs. Air Force, Feb. 8, 2006
15, Marcus Slaughter at Air Force, Jan. 29, 2005
15, Marcus Slaughter at UNLV, Feb. 17, 2004
14, Marcus Slaughter vs. BYU, Jan. 21, 2006
14, Aerick Sanders vs. Wyoming, Feb. 3, 2003
14, Randy Holcomb at UNLV, Feb. 23, 2002

Assists

11, Deandre Moore vs. Wyoming, Mar. 1, 2001
8, Brandon Heath at Utah, Jan. 11, 2006
8, Deandre Moore vs. Air Force, Jan. 20, 2001
7, Brandon Heath vs. Colorado State, Jan. 24, 2005
7, Wesley Stokes at New Mexico, Feb. 28, 2004
7, Wesley Stokes at UNLV, Feb. 17, 2004
7, Wesley Stokes at Colorado State, Jan. 24, 2004
7, Wesley Stokes vs. UNLV, Jan. 17, 2004
7, Wesley Stokes vs. Brigham Young, Jan. 12, 2004
7, Deandre Moore vs. New Mexico, Feb. 24, 2003
7, Deandre Moore vs. Colorado State, Feb. 5, 2001

Steals

7, Deandre Moore vs. Colorado State, Feb. 1, 2003
5, Richie Williams vs. BYU (88-61), Jan. 21, 2006
5, Marcus Slaughter at New Mexico, Feb. 28, 2004
4, Richie Williams at Colorado St., Feb. 4, 2006
4, Wesley Stokes vs. Utah, March 6, 2004
4, 10 other times (including Brandon Heath)

Blocked Shots

5, Marcus Slaughter vs. UNLV, Jan. 14, 2006
4, Chris Walton vs. New Mexico, Feb. 28, 2002
4, Aerick Sanders vs. UNLV, Jan. 26, 2002
4, Randy Holcomb vs. Wyoming, Jan. 21, 2001
3, nine times

2005-06 San Diego State Schedule/Results

Record: 16-6 (Home: 10-1, Away: 5-4, Neutral: 1-1)
Mountain West Conference: 9-1 (Home: 5-0, Away: 4-1)

Date	SDSU NR	Opponent	SDSU	Result	W-L	Record	MWC	San Diego State High Scorer	Rebounder	Assists	Attendance
Nov. 17		at Alaska Fairbanks~	W	67-55	W1	1-0		Heath-23	Slaughter-11	Williams-4	3,229
Nov. 19		vs. Illinois-Chicago~	L	63-66	L1	1-1		Heath-18	Spain-10	Heath-5	1,941
Nov. 20		vs. Southern Mississippi~	W	79-51	W1	2-1		Slaughter-18	Slaughter-5	Thomas-7	2,071
Nov. 26		ALBANY	W	80-53	W2	3-1		Heath-20	Slaughter-15	Williams-5	5,032
Nov. 30		at San Diego	L	80-90	L1	3-2		Heath-24	Camara-10	Williams-6	5,012
Dec. 3		POINT LOMA NAZARENE	W	88-77	W1	4-2		Slaughter-25	Slaughter-14	Williams-4	3,649
Dec. 6		at California	L	64-82	L1	4-3		Slaughter-22	Slaughter-13	Williams-5	8,679
Dec. 10		WASHINGTON STATE#	L	49-60	L2	4-4		Slaughter-26	Slaughter-17	Williams-3	6,406
Dec. 17		UC SANTA BARBARA	W	66-54	W1	5-4		Spain-17	Camara-9	Heath-4	4,965
Dec. 20		UMBC	W	58-45	W2	6-4		Spain-16	Camara-10	Thomas-4	3,821
Dec. 27		at Providence	L	65-80	L1	6-5		Heath-22	Camara-9	Abukar/Sharper-3	7,183
Dec. 31		LOYOLA MARYMOUNT	W	84-68	W1	7-5		Heath-25	Davis-8	Williams-6	3,168
Jan. 4		COLORADO STATE* (--/rv)	W	83-75	W2	8-5	1-0	Abukar/Heath-22	Slaughter-11	Slaughter/Williams-6	2,532
Jan. 7		at Air Force* (rv/rv)	L	62-65	L1	8-6	1-1	Heath-21	Slaughter-9	Williams-6	5,213
Jan. 11		at Utah*	W	72-67	W1	9-6	2-1	Heath-21	Abukar/Spain-7	Heath-8	9,816
Jan. 14		UNLV*	W	83-67	W2	10-6	3-1	Slaughter-20	Slaughter-20	Heath-5	6,288
Jan. 18		at TCU*	W	76-57	W3	11-6	4-1	Slaughter-23	Slaughter-18	Slaughter/Spain-4	3,325
Jan. 21		BRIGHAM YOUNG*	W	88-61	W4	12-6	5-1	Heath-26	Slaughter-14	Heath-4	11,287
Jan. 25	rv/--	NEW MEXICO*	W	75-69	W5	13-6	6-1	Slaughter-18	Heath-6	Heath-6	7,642
Jan. 28	rv/--	at Wyoming*	W-ot	78-77	W6	14-6	7-1	Slaughter-24	Slaughter-13	three with 2	6,869
Feb. 4	rv/rv	at Colorado State*	W	85-81	W7	15-6	8-1	Heath-28	Slaughter-11	three with 5	3,972
Feb. 8	rv/rv	AIR FORCE*	W	61-51	W8	16-6	9-1	Abukar-18	Slaughter-15	Williams-6	11,718
Feb. 11	rv/rv	UTAH*									
Feb. 16		at UNLV*									
Feb. 18		TCU*									
Feb. 22		at Brigham Young*									
Feb. 25		at New Mexico*									
Mar. 1		WYOMING*									
Mar. 3		SOUTH DAKOTA STATE									
Mar. 7-11		at MWC Tournament^									

Caps denotes home game. ~ - BP Top of the World Classic (Fairbanks, Alaska). # - San Diego SLAM. * – Indicates Mountain West Conference Game. ^ – Mountain West Conference Championships at the Pepsi Center in Denver, Colo. Opp. SDSU NR – Indicates San Diego State's national rankings in the Associated Press and ESPN/*USA Today* coaches polls at gametime. Opponent national ranking listed after opponent name (Associated Press and ESPN/*USA Today* coaches polls at gametime).

Record/Attendance Summary

	G	W-L	Total	Average	High
Home	11	10-1	66,508	6,046	11,718 vs. Air Force (Feb. 8)
Mountain West	5	5-0	39,467	7,893	11,718 vs. Air Force (Feb. 8)
Away	9	5-4	53,298	5,922	9,816 at Utah (Jan. 11)
Mountain West	5	4-1	29,195	5,839	9,816 at Utah (Jan. 11)
Neutral	2	1-1	4,012	2,006	2,071 vs. Southern Mississippi (Nov. 20)
Total	22	16-6	123,818	5,628	11,718 vs. Air Force (Feb. 8)
Mountain West	10	9-1	68,662	6,866	11,718 vs. Air Force (Feb. 8)

Win/Loss Margin

	1	2	3	4	5	6	7	8	9	10	11	12	13	14	15	16	17	18	19	20	21	22	23	24	25	27	28
Win	1			1	1	1		1		1	1	2	1			2			1							2	1
Loss			2							1	1				1			1									

2005-06 San Diego State Statistics

Record: 16-6 (Home: 10-1, Away: 5-4, Neutral: 1-1)

						TOTAL		3-PTS				REBOUNDS											
No.	Player	GP	GS	Min	Avg	FG-FGA	Pct	3FG-FGA	Pct	FT-FTA	Pct	Off	Def	Tot	Avg	PF	FO	A	TO	Blk	Stl	Pts	Avg
01	HEATH, Brandon	22	22	757	34.4	125-288	.434	58-141	.411	84-98	.857	11	59	70	3.2	39	1	71	91	1	33	392	17.8
42	SLAUGHTER, Marcus	19	19	601	31.6	100-197	.508	0-1	.000	130-164	.793	74	134	208	10.9	55	2	38	55	21	15	330	17.4
33	SPAIN, Kyle	19	18	528	27.8	71-139	.511	13-24	.542	38-62	.613	43	75	118	6.2	43	1	23	39	7	26	193	10.2
15	SHARPER, John	22	2	553	25.1	60-146	.411	52-125	.416	11-14	.786	8	24	32	1.5	30	0	23	19	1	12	183	8.3
34	ABUKAR, Mohamed	12	11	354	29.5	63-117	.538	3-9	.333	28-38	.737	20	26	46	3.8	30	1	13	27	6	14	157	13.1
03	WILLIAMS, Richie	22	21	592	26.9	40-108	.370	10-40	.250	41-56	.732	14	40	54	2.5	48	0	75	66	1	38	131	6.0
20	DAVIS, Trimaine	18	6	303	16.8	39-56	.696	0-0	.000	16-27	.593	14	33	47	2.6	38	1	4	11	14	1	94	5.2
50	CAMARA, Mohamed	21	8	325	15.5	27-51	.529	0-0	.000	7-31	.226	42	47	89	4.2	40	0	7	15	15	11	61	2.9
21	THOMAS, Matt	18	3	213	11.8	11-31	.355	0-1	.000	5-10	.500	7	13	20	1.1	10	0	22	18	2	9	27	1.5
00	HOERNER, Brett	13	0	85	6.5	9-17	.529	0-0	.000	7-12	.583	5	8	13	1.0	15	0	1	8	4	2	25	1.9
24	MCGRATH, Tim	13	0	94	7.2	2-14	.143	1-7	.143	4-7	.571	4	10	14	1.1	10	0	5	3	0	2	9	0.7
30	LAMB, Chris	5	0	20	4.0	2-2	1.000	0-0	.000	0-0	.000	0	0	0	0.0	6	0	0	1	2	1	4	0.8
	TEAM											33	29	62	2.8	0			7				
	SDSU TOTALS	**22**				**549-1166**	**.471**	**137-348**	**.394**	**371-519**	**.715**	**275**	**498**	**773**	**35.1**	**364**	**6**	**282**	**360**	**74**	**164**	**1606**	**73.0**
	OPPONENTS	**22**				**535-1237**	**.432**	**134-398**	**.337**	**247-367**	**.673**	**246**	**414**	**660**	**30.0**	**432**	**10**	**294**	**324**	**71**	**156**	**1451**	**66.0**

SCORE BY PERIODS:	1st	2nd	OT	2OT	Total
SAN DIEGO STATE	779	7817	10		1,606
OPPONENTS	670	772	9		1,451

Mountain West Conference: 9-1 (Home: 5-0, Away: 4-1)

						TOTAL		3-PTS				REBOUNDS											
No.	Player	GP	GS	Min	Avg	FG-FGA	Pct	3FG-FGA	Pct	FT-FTA	Pct	Off	Def	Tot	Avg	PF	FO	A	TO	Blk	Stl	Pts	Avg
01	HEATH, Brandon	10	10	366	36.6	61-128	.477	27-63	.429	39-47	.830	5	32	37	3.7	21	1	41	39	1	18	188	18.8
42	SLAUGHTER, Marcus	10	10	340	34.0	47-89	.528	0-1	.000	79-97	.814	36	80	116	11.6	30	2	24	25	14	10	173	17.3
34	ABUKAR, Mohamed	10	10	291	29.1	57-99	.576	3-8	.375	20-24	.833	17	20	37	3.7	25	1	8	20	5	10	137	13.7
15	SHARPER, John	10	1	281	28.1	24-59	.407	21-50	.420	6-6	1.000	1	15	16	1.6	15	0	11	9	0	9	75	7.5
03	WILLIAMS, Richie	10	10	306	30.6	23-62	.371	5-25	.200	21-27	.778	11	14	25	2.5	26	0	37	35	0	21	72	7.2
33	SPAIN, Kyle	7	7	188	26.9	23-45	.511	7-10	.700	11-16	.688	13	23	36	5.1	20	1	11	14	1	9	64	9.1
20	DAVIS, Trimaine	10	0	106	10.6	13-17	.765	0-0	.000	4-8	.500	5	13	18	1.8	15	0	0	5	1	1	30	3.0
50	CAMARA, Mohamed	9	0	72	8.0	5-9	.556	0-0	.000	2-5	.400	8	8	16	1.8	10	0	3	5	1	3	12	1.3
21	THOMAS, Matt	6	2	59	9.8	4-6	.667	0-0	.000	0-1	.000	2	3	5	0.8	2	0	6	3	0	1	8	1.3
00	HOERNER, Brett	2	0	3	1.5	1-1	1.000	0-0	.000	0-0	.000	1	0	1	0.5	0	0	0	0	0	0	2	1.0
30	LAMB, Chris	1	0	1	1.0	1-1	1.000	0-0	.000	0-0	.000	0	0	0	0.0	0	0	0	0	0	0	2	2.0
24	MCGRATH, Tim	4	0	12	3.0	0-3	.000	0-1	.000	0-0	.000	0	0	0	0.0	2	0	0	0	0	0	0	0.0
	TEAM											15	12	27	2.7	0			4				
	SDSU TOTALS	**10**				**259-519**	**.499**	**63-158**	**.399**	**182-231**	**.788**	**114**	**220**	**334**	**33.4**	**166**	**5**	**141**	**159**	**23**	**82**	**763**	**76.3**
	OPPONENTS	**10**				**249-554**	**.449**	**65-197**	**.330**	**107-159**	**.673**	**105**	**174**	**279**	**27.9**	**194**	**4**	**135**	**147**	**26**	**86**	**670**	**67.0**

SCORE BY PERIODS:	1st	2nd	OT	2OT	Total
SAN DIEGO STATE	352	401	10		763
OPPONENTS	315	346	9		670

2005-06 San Diego State Win/Loss Statistics

Wins Only
Games: 16

No.	Player	GP	GS	Min	Avg	TOTAL FG-FGA	Pct	3-PTS 3FG-FGA	Pct	FT-FTA	Pct	REBOUNDS Off	Def	Tot	Avg	PF	FO	A	TO	Blk	Stl	Pts	Avg
01	HEATH, Brandon	16	16	554	34.6	92-207	.444	40-98	.408	73-86	.849	9	50	59	3.7	29	1	58	61	1	26	297	18.6
42	SLAUGHTER, Marcus	14	14	433	30.9	70-141	.496	0-1	.000	100-123	.813	53	102	155	11.1	40	2	28	38	16	14	240	17.1
34	ABUKAR, Mohamed	10	10	312	31.2	56-103	.544	3-9	.333	24-32	.750	17	23	40	4.0	27	1	10	22	6	11	139	13.9
33	SPAIN, Kyle	13	12	352	27.1	49-87	.563	9-15	.600	28-43	.651	23	50	73	5.6	28	1	16	27	5	22	135	10.4
15	SHARPER, John	16	2	409	25.6	43-101	.426	38-87	.437	8-8	1.000	5	21	26	1.6	16	0	13	16	0	10	132	8.3
03	WILLIAMS, Richie	16	15	435	27.2	32-76	.421	9-30	.300	36-50	.720	13	27	40	2.5	35	0	54	52	0	30	109	6.8
20	DAVIS, Trimaine	15	4	240	16.0	33-45	.733	0-0	.000	13-24	.542	12	28	40	2.7	33	1	4	10	10	1	79	5.3
50	CAMARA, Mohamed	15	4	198	13.2	18-32	.563	0-0	.000	4-17	.235	25	32	57	3.8	25	0	5	9	6	6	40	2.7
00	HOERNER, Brett	9	0	71	7.9	8-14	.571	0-0	.000	6-9	.667	4	7	11	1.2	10	0	1	7	2	2	22	2.4
21	THOMAS, Matt	12	3	161	13.4	9-23	.391	0-1	.000	3-8	.375	6	11	17	1.4	6	0	18	13	2	7	21	1.8
24	MCGRATH, Tim	8	0	53	6.6	2-12	.167	1-6	.167	0-0	.000	1	6	7	0.9	6	0	3	2	0	2	5	0.6
30	LAMB, Chris	4	0	7	1.8	2-2	1.000	0-0	.000	0-0	.000	0	0	0	0.0	4	0	0	0	1	0	4	1.0
	TEAM											27	24	51	3.2	0			6				
	SDSU TOTALS	**16**				**414-843**	**.491**	**100-247**	**.405**	**295-400**	**.738**	**195**	**381**	**576**	**36.0**	**259**	**6**	**210**	**263**	**49**	**131**	**1223**	**76.4**
	OPPONENTS	**16**				**378-900**	**.420**	**90-302**	**.298**	**162-252**	**.643**	**176**	**283**	**459**	**28.7**	**325**	**9**	**202**	**252**	**40**	**118**	**1008**	**63.0**

SCORE BY PERIODS:	1st	2nd	OT	2OT	Total
SAN DIEGO STATE	594	619	10		1,223
OPPONENTS	471	528	9		1,008

Losses Only
Games: 6

No.	Player	GP	GS	Min	Avg	TOTAL FG-FGA	Pct	3-PTS 3FG-FGA	Pct	FT-FTA	Pct	REBOUNDS Off	Def	Tot	Avg	PF	FO	A	TO	Blk	Stl	Pts	Avg
01	HEATH, Brandon	6	6	203	33.8	33-81	.407	18-43	.419	11-12	.917	2	9	11	1.8	10	0	13	30	0	7	95	15.8
42	SLAUGHTER, Marcus	5	5	168	33.6	30-56	.536	0-0	.000	30-41	.732	21	32	53	10.6	15	0	10	17	5	1	90	18.0
33	SPAIN, Kyle	6	6	176	29.3	22-52	.423	4-9	.444	10-19	.526	20	25	45	7.5	15	0	7	12	2	4	58	9.7
15	SHARPER, John	6	0	144	24.0	17-45	.378	14-38	.368	3-6	.500	3	3	6	1.0	14	0	10	3	1	2	51	8.5
03	WILLIAMS, Richie	6	6	157	26.2	8-32	.250	1-10	.100	5-6	.833	1	13	14	2.3	13	0	21	14	1	8	22	3.7
50	CAMARA, Mohamed	6	4	127	21.2	9-19	.474	0-0	.000	3-14	.214	17	15	32	5.3	15	0	2	6	9	5	21	3.5
34	ABUKAR, Mohamed	2	1	42	21.0	7-14	.500	0-0	.000	4-6	.667	3	3	6	3.0	3	0	3	5	0	3	18	9.0
20	DAVIS, Trimaine	3	2	63	21.0	6-11	.545	0-0	.000	3-3	1.000	2	5	7	2.3	5	0	0	1	4	0	15	5.0
21	THOMAS, Matt	6	0	52	8.7	2-8	.250	0-0	.000	2-2	1.000	1	2	3	0.5	4	0	4	5	0	2	6	1.0
24	MCGRATH, Tim	5	0	41	8.2	0-2	.000	0-1	.000	4-7	.571	3	4	7	1.4	4	0	2	1	0	0	4	0.8
00	HOERNER, Brett	4	0	14	3.5	1-3	.333	0-0	.000	1-3	.333	1	1	2	0.5	5	0	0	1	2	0	3	0.8
30	LAMB, Chris	1	0	13	13.0	0-0	.000	0-0	.000	0-0	.000	0	0	0	0.0	2	0	0	1	1	1	0	0.0
	TEAM											6	5	11	1.8	0			1				
	SDSU TOTALS	6				135-323	.418	37-101	.366	76-119	.639	80	117	197	32.8	105	0	72	97	25	33	383	63.8
	OPPONENTS	6				157-337	.466	44-96	.458	85-115	.739	70	131	201	33.5	107	1	92	72	31	38	443	73.8

SCORE BY PERIODS:	1st	2nd	OT	2OT	Total
SAN DIEGO STATE	185	198			383
OPPONENTS	199	244			443

2005-06 San Diego State Win/Loss Statistics

Home Games Only
Record: 10-1

No.	Player	GP	GS	Min	Avg	TOTAL FG-FGA	Pct	3-PTS 3FG-FGA	Pct	FT-FTA	Pct	REBOUNDS Off	Def	Tot	Avg	PF	FO	A	TO	Blk	Stl	Pts	Avg
01	HEATH, Brandon	11	11	373	33.9	53-138	.384	21-62	.339	51-59	.864	5	35	40	3.6	18	0	37	38	0	14	178	16.2
42	SLAUGHTER, Marcus	9	9	279	31.0	40-92	.435	0-0	.000	66-78	.846	41	72	113	12.6	22	1	17	26	13	9	146	16.2
33	SPAIN, Kyle	10	10	267	26.7	42-77	.545	6-12	.500	24-37	.649	21	35	56	5.6	21	0	14	19	5	19	114	11.4
15	SHARPER, John	11	0	270	24.5	33-77	.429	30-70	.429	5-6	.833	5	15	20	1.8	14	0	9	11	0	5	101	9.2
34	ABUKAR, Mohamed	6	6	196	32.7	34-61	.557	0-4	.000	17-23	.739	9	11	20	3.3	12	0	7	7	3	9	85	14.2
03	WILLIAMS, Richie	11	10	300	27.3	21-48	.438	6-22	.273	29-36	.806	4	20	24	2.2	20	0	40	31	0	19	77	7.0
20	DAVIS, Trimaine	9	2	153	17.0	20-27	.741	0-0	.000	5-15	.333	9	20	29	3.2	21	1	4	10	5	1	45	5.0
50	CAMARA, Mohamed	10	5	144	14.4	13-26	.500	0-0	.000	4-13	.308	20	23	43	4.3	17	0	4	8	7	3	30	3.0
00	HOERNER, Brett	6	0	58	9.7	7-11	.636	0-0	.000	6-9	.667	4	5	9	1.5	6	0	1	7	2	2	20	3.3
21	THOMAS, Matt	8	2	93	11.6	4-15	.267	0-1	.000	3-7	.429	4	5	9	1.1	4	0	5	9	2	5	11	1.4
24	MCGRATH, Tim	6	0	50	8.3	1-9	.111	0-4	.000	2-3	.667	2	8	10	1.7	3	0	3	3	0	2	4	0.7
30	LAMB, Chris	4	0	17	4.3	2-2	1.000	0-0	.000	0-0	.000	0	0	0	0.0	5	0	0	1	2	1	4	1.0
	TEAM											19	13	32	2.9	0			3				
	SDSU TOTALS	**11**				**270-583**	**.463**	**63-175**	**.360**	**212-286**	**.741**	**143**	**262**	**405**	**36.8**	**163**	**2**	**141**	**173**	**39**	**89**	**815**	**74.1**
	OPPONENTS	**11**				**261-630**	**.414**	**59-197**	**.299**	**99-144**	**.688**	**123**	**201**	**324**	**29.5**	**228**	**5**	**143**	**169**	**30**	**80**	**680**	**61.8**

SCORE BY PERIODS:	1st	2nd	OT	2OT	Total
SAN DIEGO STATE	403	412			815
OPPONENTS	311	369			680

Away/Neutral Games Only:
Record: 6-5

No.	Player	GP	GS	Min	Avg	TOTAL FG-FGA	Pct	3-PTS 3FG-FGA	Pct	FT-FTA	Pct	REBOUNDS Off	Def	Tot	Avg	PF	FO	A	TO	Blk	Stl	Pts	Avg
01	HEATH, Brandon	11	11	384	34.9	72-150	.480	37-79	.468	33-39	.846	6	24	30	2.7	21	1	34	53	1	19	214	19.5
42	SLAUGHTER, Marcus	10	10	322	32.2	60-105	.571	0-1	.000	64-86	.744	33	62	95	9.5	33	1	21	29	8	6	184	18.4
15	SHARPER, John	11	2	283	25.7	27-69	.391	22-55	.400	6-8	.750	3	9	12	1.1	16	0	14	8	1	7	82	7.5
33	SPAIN, Kyle	9	8	261	29.0	29-62	.468	7-12	.583	14-25	.560	22	40	62	6.9	22	1	9	20	2	7	79	8.8
34	ABUKAR, Mohamed	6	5	158	26.3	29-56	.518	3-5	.600	11-15	.733	11	15	26	4.3	18	1	6	20	3	5	72	12.0
03	WILLIAMS, Richie	11	11	292	26.5	19-60	.317	4-18	.222	12-20	.600	10	20	30	2.7	28	0	35	35	1	19	54	4.9
20	DAVIS, Trimaine	9	4	150	16.7	19-29	.655	0-0	.000	11-12	.917	5	13	18	2.0	17	0	0	1	9	0	49	5.4
50	CAMARA, Mohamed	11	3	181	16.5	14-25	.560	0-0	.000	3-18	.167	22	24	46	4.2	23	0	3	7	8	8	31	2.8
21	THOMAS, Matt	10	1	120	12.0	7-16	.438	0-0	.000	2-3	.667	3	8	11	1.1	6	0	17	9	0	4	16	1.6
24	MCGRATH, Tim	7	0	44	6.3	1-5	.200	1-3	.333	2-4	.500	2	2	4	0.6	7	0	2	0	0	0	5	0.7
00	HOERNER, Brett	7	0	27	3.9	2-6	.333	0-0	.000	1-3	.333	1	3	4	0.6	9	0	0	1	2	0	5	0.7
30	LAMB, Chris	1	0	3	3.0	0-0	.000	0-0	.000	0-0	.000	0	0	0	0.0	1	0	0	0	0	0	0	0.0
	TEAM											14	16	30	2.7	0			4				
	SDSU TOTALS	**11**				**279-583**	**.479**	**74-173**	**.428**	**159-233**	**.682**	**132**	**236**	**368**	**33.5**	**201**	**4**	**141**	**187**	**35**	**75**	**791**	**71.9**
	OPPONENTS	**11**				**274-607**	**.451**	**75-201**	**.373**	**148-223**	**.664**	**123**	**213**	**336**	**30.5**	**204**	**5**	**151**	**155**	**41**	**76**	**771**	**70.1**

SCORE BY PERIODS:	1st	2nd	OT	2OT	Total
SAN DIEGO STATE	376	405	10		791
OPPONENTS	359	403	9		771

2005-06 Team Game-By-Game

Opponent	Site/Date	FG-FGA	Pct	3P-3PA	Pct	FT-FTA	Pct	Off-Def	Tot	PF	AT	TO	BS	ST	1st-2nd	Pts
SDSU	A	22-48	.458	3-12	.250	20-29	.690	9-35	44	11	9	22	4	4	31-36	67
at Alaska Fairbanks	11/17	23-61	.377	6-22	.273	3-8	.375	6-21	27	25	12	18	2	7	21-34	55
SDSU	N	25-53	.472	6-17	.353	7-13	.538	11-19	30	19	14	15	1	4	31-32	63
vs. Illinois-Chicago	11/19	26-59	.441	3-9	.333	11-18	.611	16-20	36	15	11	11	4	4	31-35	66
SDSU	N	28-46	.609	10-13	.769	13-19	.684	7-15	22	16	14	7	1	7	39-40	79
vs. So. Mississippi	11/20	18-43	.419	4-17	.235	11-16	.688	10-13	23	13	9	12	3	0	32-19	51
at SDSU	H	28-60	.467	7-18	.389	17-28	.607	21-17	38	20	14	14	6	7	43-37	80
Albany	11/26	17-49	.347	5-17	.294	14-21	.667	16-13	29	22	9	18	2	1	30-23	53
SDSU	A	27-62	.435	7-16	.438	19-30	.633	22-17	39	19	12	17	6	10	38-42	80
at San Diego	11/30	32-61	.525	11-21	.524	15-21	.714	14-19	33	23	21	15	4	4	35-55	90
at SDSU	H	30-67	.448	4-11	.364	24-26	.923	17-30	47	15	13	15	4	8	46-42	88
Pt. Loma Nazarene	12/3	28-66	.424	10-23	.435	11-14	.786	10-21	31	22	15	13	1	8	42-35	77
SDSU	A	22-53	.415	6-16	.375	14-17	.824	10-20	30	16	13	20	2	6	32-32	64
at California	12/6	29-57	.509	10-18	.556	14-18	.778	8-22	30	18	18	13	3	7	42-40	82
at SDSU	H	14-53	.264	2-17	.118	19-27	.704	16-23	39	16	8	16	4	4	27-22	49
Washington State	12/10	24-55	.436	2-6	.333	10-13	.769	8-28	36	22	16	12	8	8	21-39	60
at SDSU	H	26-54	.481	4-15	.267	10-20	.500	11-22	33	12	8	14	5	8	28-38	66
UC Santa Barbara	12/17	22-54	.407	5-16	.313	5-12	.417	12-21	33	16	13	19	4	2	18-36	54
at SDSU	H	20-44	.455	6-16	.375	12-21	.571	12-31	43	13	10	24	3	7	36-22	58
UMBC	12/20	19-60	.317	3-19	.158	4-11	.364	13-16	29	18	11	13	3	14	17-28	45
SDSU	A	22-58	.379	9-21	.429	12-25	.480	13-19	32	24	12	14	9	7	34-31	65
at Providence	12/27	24-60	.400	5-16	.313	27-35	.771	19-30	49	19	10	13	9	7	36-44	80
at SDSU	H	26-49	.531	10-18	.556	22-33	.667	12-30	42	17	14	23	6	10	42-42	84
Loyola Marymount	12/31	24-58	.414	5-17	.294	15-21	.714	9-16	25	25	14	20	2	8	30-38	68
at SDSU	H	30-57	.526	6-16	.375	17-19	.895	10-21	31	16	16	18	2	10	37-46	83
Colorado State	1/4	30-62	.484	7-20	.350	8-9	.889	10-17	27	17	20	18	3	10	32-43	75
SDSU	A	25-44	.568	7-14	.500	5-7	.714	8-19	27	11	13	15	3	2	23-39	62
at Air Force	1/7	22-45	.489	13-26	.500	8-10	.800	5-12	17	10	16	8	3	8	34-31	65
SDSU	A	25-50	.500	8-16	.500	14-20	.700	14-21	35	22	11	19	3	8	32-40	72
at Utah	1/11	24-50	.480	6-21	.286	13-22	.591	9-16	25	21	14	13	4	5	34-33	67
at SDSU	H	23-58	.397	6-15	.400	31-37	.838	15-27	42	17	13	12	5	10	32-51	83
UNLV	1/14	27-66	.409	7-26	.269	6-12	.500	15-22	37	24	15	15	5	5	38-29	67
SDSU	A	28-52	.538	6-14	.429	14-21	.667	14-30	44	21	16	24	2	10	34-42	76
at TCU	1/18	18-53	.340	4-20	.200	17-29	.586	9-14	23	18	13	14	2	16	22-35	57
at SDSU	H	31-60	.517	7-20	.350	19-24	.792	12-22	34	14	15	8	2	13	42-46	88
Brigham Young	1/21	22-59	.373	5-17	.294	12-15	.800	17-19	36	21	9	19	1	2	24-37	61
at SDSU	H	23-38	.605	9-13	.692	20-24	.833	5-18	23	10	16	18	2	6	43-32	75
New Mexico	1/25	28-55	.509	5-16	.313	8-9	.889	8-13	21	21	10	11	1	15	32-37	69
SDSU	A	25-70	.357	3-19	.158	25-32	.781	20-22	42	24	8	15	0	6	37-31-10	78
at Wyoming	1/28	28-61	.459	7-18	.389	14-29	.483	17-29	46	23	15	21	6	8	33-35-9	77
SDSU	A	30-47	.638	9-15	.600	16-20	.800	4-19	23	18	19	19	4	11	45-40	85
at Colorado State	2/4	30-57	.526	6-13	.462	15-17	.882	10-17	27	19	12	17	1	10	39-42	81
at SDSU	H	19-43	.442	2-16	.125	21-27	.778	12-21	33	13	14	11	0	6	27-34	61
Air Force	2/8	20-46	.435	5-20	.250	6-7	.857	5-15	20	20	11	11	0	7	27-24	51
at SDSU	H															
Utah	2/11															
SDSU	A															
at UNLV	2/16															
at SDSU	H															
TCU	2/18															

2005-06 Team Game-By-Game (cont.)

Opponent	Site/Date	FG-FGA	Pct	3P-3PA	Pct	FT-FTA	Pct	Off-Def	Tot	PF	AT	TO	BS	ST	1st-2nd	Pts
SDSU at Brigham Young	A 2/22															
SDSU at New Mexico	A 2/25															
at SDSU Wyoming	H 3/1															
at SDSU South Dakota State	H 3/3															

2005-06 Efficiency Ratings

The National Basketball Association uses a formula to rank the most efficient players in the league. The formula is efficiency = (PTS + REB + AST + STL + BLK) - ((FGA - FGM) + (FTA - FTM) + TO). Below are San Diego State's efficiency ratings for the 2005-06 season.

SEASON EFFICIENCY POINTS

Marcus Slaughter	426
Brandon Heath	299
Kyle Spain	236
Richie Williams	150
Mohamed Abukar	145
John Sharper	143
Trimaine Davis	121
Mohamed Camara	120
Matt Thomas	37
Brett Hoerner	24
Tim McGrath	12
Chris Lamb	6
TEAM TOTAL	**1,719**

SEASON EFFICIENCY POINTS PER MINUTE

Marcus Slaughter	0.709
Kyle Spain	0.447
Mohamed Abukar	0.410
Trimaine Davis	0.399
Brandon Heath	0.395
TEAM AVERAGE	**0.388**
Mohamed Camara	0.369
Chris Lamb	0.300
Brett Hoerner	0.282
John Sharper	0.259
Richie Williams	0.253
Matt Thomas	0.174
Tim McGrath	0.128

2005-06 Hockey +/- Ratings

Hockey +/- tracks the team score while the player is on the court (total points team scored while on the court-total points team allowed while on the court).

HOCKEY +/- POINTS

Brandon Heath	+144
Marcus Slaughter	+124
John Sharper	+117
Richie Williams	+103
Mohamed Abukar	+85
Kyle Spain	+85
Mohamed Camara	+80
Trimaine Davis	+30
Tim McGrath	+11
Matt Thomas	-1
Chris Lamb	-1
Brett Hoerner	-2
TEAM TOTAL	**+155**

HOCKEY +/- POINTS PER MINUTE

Mohamed Camara	+0.246
Mohamed Abukar	+0.240
John Sharper	+0.212
Marcus Slaughter	+0.206
Brandon Heath	+0.190
TEAM AVERAGE	**+0.175**
Richie Williams	+0.174
Kyle Spain	+0.161
Tim McGrath	+0.117
Trimaine Davis	+0.099
Matt Thomas	-0.005
Brett Hoerner	-0.024
Chris Lamb	-0.050

2005-06 Individual Game-By-Game (Points/Rebs./Asts.)

Opponent	00 Brett Hoerner	1 Brandon Heath	3 Richie Williams	15 John Sharper	20 Trimaine Davis	21 Matt Thomas	24 Tim McGrath	30 Chris Lamb	33 Kyle Spain	34 Mohamed Abukar	42 Marcus Slaughter	50 Mohamed Camara
at Alaska Fairbanks	0/0/0	23/5/3*	7/4/4*	2/2/1*	13/3/0*	0/2/0	CD	CD	2/5/0		16/11/1*	4/6/0
vs. Illinois-Chicago	1/0/0	18/1/5*	7/2/1*	8/0/1	7/1/0*	0/0/0	2/2/1	CD	7/10/2*		9/5/4*	4/7/0
vs. Southern Mississippi	2/2/0	16/2/2*	3/1/3*	12/0/0	10/1/0*	2/3/7	3/1/0	0/0/0	11/3/0*		18/5/2*	2/3/0
ALBANY	4/1/0	20/2/1*	10/2/5*	11/3/0	6/4/4*	0/2/1	0/0/0	2/0/0	10/4/1*		16/15/2*	4/1/0
at San Diego	0/2/0	24/2/1*	0/1/6*	12/1/3	INJ	2/1/0	0/0/0	CD	9/8/0*		23/9/1*	10/10/1*
POINT LOMA NAZARENE	4/4/0	20/3/3*	4/2/4*	6/2/1	INJ	9/2/0	0/1/3	CD	15/9/0*		25/14/2*	5/8/0*
at California	0/0/0	8/1/1*	0/3/5*	15/1/1	INJ	4/1/2	0/1/1	CD	9/6/2*		22/13/1*	6/4/0*
WASHINGTON STATE	CD	2/3/2*	6/1/3*	7/2/0	INJ	0/1/0	2/4/0	0/0/0	6/8/2		26/17/1*	0/1/0
UC SANTA BARBARA	9/1/1	15/4/4*	1/1/0*	6/1/1	6/2/0	0/0/0	0/0/0	0/0/0	17/7/2*		2/3/0*	10/9/0*
MARYLAND-BALTIMORE CO.	0/1/0	11/4/3*	3/1/1	12/1/0	8/6/0*	2/3/4*	2/5/0	CD	16/9/1*		INJ	4/10/1*
at Providence	2/0/0	22/2/2*	2/4/0*	6/2/3	4/4/0*	0/0/2	CD	CD	18/8/1*	10/2/3	INJ	1/9/1*
LOYOLA MARYMOUNT	1/1/0	25/4/3*	16/7/6*	11/1/1	10/8/0	0/0/0	CD	CD	9/5/1*	10/7/2*	INJ	2/5/1*
*COLORADO STATE	CD	22/1/1*	8/2/6*	6/0/1	6/2/0	0/0/0	CD	CD	13/5/1*	22/1/1*	6/11/6*	0/6/0
*at Air Force	CD	21/2/2*	7/3/6*	3/0/2	4/2/0	0/0/0	0/0/0	CD	9/5/0*	8/4/0*	10/9/3*	0/1/0
*at Utah	CD	21/6/8*	4/2/4*	9/2/1	0/1/0	0/0/0	0/0/0	CD	4/7/0*	16/7/1*	14/1/0*	4/5/1
*UNLV	CD	17/4/5*	9/1/3*	11/2/1	0/2/0	CD	CD	CD	10/3/3*	8/3/1*	20/20/0*	8/3/0
*at TCU	CD	19/3/3*	16/2/3*	0/0/1	2/2/0	DNT	CD	CD	10/10/4*	6/5/1*	23/18/4*	0/0/0
*BRIGHAM YOUNG	2/1/0	26/6/4*	4/2/3*	16/2/2	2/0/0	CD	0/0/0	2/0/0	4/2/1*	15/5/0*	17/14/3*	0/0/2
*NEW MEXICO	CD	10/6/6*	5/1/3*	12/1/0	4/4/0	CD	CD	CD	14/4/2*	12/2/3*	18/4/2*	0/0/0
*at Wyoming	CD	14/4/2*	6/7/2*	4/2/1*	7/4/0	4/3/1	0/0/0	CD	TS	19/4/0*	24/13/2*	0/1/0
*at Colorado State	CD	28/2/5*	2/1/5*	11/2/0	2/0/0	4/1/5*	CD	CD	TS	13/4/1*	25/11/3*	0/0/0
*AIR FORCE	CD	10/3/5*	11/4/6*	3/5/2	3/1/0	0/1/0*	CD	CD	TS	18/2/0*	16/15/1*	CD
*UTAH												
*at UNLV												
*TCU												
*at Brigham Young												
*at New Mexico												
*WYOMING												
SOUTH DAKOTA STATE												

* - Indicates starter. CD – Did Not Play-Coach's Decision. DNT - Did Not Travel. INJ – Did Not Play-Injured. TS - Team Suspension. * – Indicates Mountain West Conference Game. ` - 2006 Mountain West Conference Basketball Championship.

2005-06 Starting Lineups

SF	PF	C	SG	PG	W-L
Sharper	Slaughter	Davis	Heath	Williams	1-0
Spain	Slaughter	Davis	Heath	Williams	2-1
Spain	Slaughter	Camara	Heath	Williams	2-3
Spain	Davis	Camara	Heath	Thomas	1-0
Spain	Davis	Camara	Heath	Williams	0-1
Spain	Abukar	Camara	Heath	Williams	1-0
Spain	Slaughter	Abukar	Heath	Williams	6-1
Sharper	Slaughter	Abukar	Heath	Williams	1-0
Thomas	Slaughter	Abukar	Heath	Williams	2-0

Record As Starter	W-L
Mohamed Abukar	10-1
Mohamed Camara	4-4
Trimaine Davis	4-2
Brandon Heath	16-6
John Sharper	2-0
Marcus Slaughter	14-5
Kyle Spain	12-6
Matt Thomas	3-0
Richie Williams	15-6

2005-06 Superlatives

Individual

Category	San Diego State	Opponent
Points Scored	28 by Brandon Heath at Colorado State (2-4-06)	26 by Cory Lewis at Colorado State (2-4-06)
Field Goals	10 by Brandon Heath at Colorado State (2-4-06) 10 by Mohamed Abukar vs. Colorado State (1-4-06)	10 by Steve Leven vs. New Mexico (1-25-06)
Field Goals Attempted	17 by Brandon Heath at Utah (1-11-06)	22 by Steve Leven vs. New Mexico (1-25-06)
Highest FG Percentage (min. 5 made)	100.0 (5-5) by Trimaine Davis vs. LMU (12-31-05)	66.7 (6-9) by Dan Nwaelele at Air Force (1-7-06) 66.7 (6-9) by Ross DeRogatis at San Diego (11-30-05)
Highest FG Percentage (min. 10 made)	83.3 (10-12) by Mohamed Abukar vs. Colorado St. (1-4-06)	45.5 (10-22) by Steve Leven vs. New Mexico (1-25-06)
3-Point Field Goals Made	**5** by Brandon Heath at Colorado State (2-4-06) 5 by Brandon Heath at Air Force (1-7-06) 5 by Brandon Heath vs. Loyola Marymount (12-31-05)	6 by Ross DeRogatis at San Diego (11-30-05)
3-Point Field Goals Attempted	9 by Brandon Heath vs. Brigham Young (1-21-06) 9 by John Sharper vs. Brigham Young (1-21-06) 9 by Bandon Heath at Utah (1-11-06) 9 by Brandon Heath vs. Loyola Marymount (12-31-05) 9 by Brandon Heath at San Diego (11-30-05) 9 by Brandon Heath vs. Illinois Chicago (11-19-05)	10 by Donnie McGrath at Providence (12-27-05) 10 by Matt Benson vs. PLNU (13-3-05)
3-Point Field Goal Percentage (min. 4 made)	100.0 (4-4) by John Sharper vs. So. Mississippi (11-20-05)	83.3 (5-6) by Dan Nwaelele at Air Force (1-7-06)
3-Point Field Goal Percentage (min. 7 made)	none	none
Free Throws	12 by Marcus Slaughter at Wyoming (1-28-06) 12 by Marcus Slaughter vs. UNLV (1-14-06) 12 by Marcus Slaughter vs. Washington State (12-10-05)	10 by Weyinmi Efejuku at Providence (12-27-05)
Free Throws Attempted	16 by Marcus Slaughter at Wyoming (1-28-06)	14 by Weyinmi Efejuku at Providence (12-27-05)
Free Throw Percentage (min. 5 made)	100.0 (9-9) by Marcus Slaughter vs. PLNU (12-3-05) 100.0 (8-8) by Brandon Heath vs. PLNU (12-3-05) 100.0 (7-7) by Brandon Heath vs. BYU (1-21-06) 100.0 (6-6) by Richie Williams vs. Colorado St. (1-4-06)	100.0 (6-6) by Judson Stubbs at TCU (1-18-06) 100.0 (6-6) by Geoff McDermott at Providence (12-27-05) 100.0 (5-5) by Cory Lewis at Colorado State (2-4-06)
Free Throw Percentage (min. 10 made)	85.7 (12-14) by Marcus Slaughter vs. UNLV (1-14-06)	71.4 (10-14) by Weyinmi Efejuku at Providence (12-27-05)
Offensive Rebounds	9 by Marcus Slaughter vs. Albany (11-26-05)	7 by Kristen Zoellner vs. Albany (11-26-05)
Defensive Rebounds	15 by Marcus Slaughter vs. UNLV (1-14-06)	8 by Justin Williams at Wyoming (1-28-06) 8 by Randy Green vs. Washington State (12-10-05) 8 by Justin Bourne at Alaska Fairbanks (11-17-05) 8 by John Clarke vs. PLNU (12-3-05)
Total Rebounds	20 by Marcus Slaughter vs. UNLV (1-14-06)	12 by Corey Belser at San Diego (11-30-05)
Assists	8 by Brandon Heath at Utah (1-11-06)	7 by Justin Bourne at Alaska Fairbanks (11-17-05)
Blocked Shots	4 by Trimaine Davis at Providence (12-27-05)	5 by Aron Baynes vs. Washington State (12-10-05)
Steals	5 by Richie Williams vs. Brigham Young (1-21-06) 5 by Richie Williams vs. Loyola Marymount (12-31-05) 5 by Kyle Spain vs. UC Santa Barbara (12-17-05)	6 by Mike Housman vs. UMBC (12-20-05)
Minutes Played	43 by John Sharper at Wyoming (1-28-06)	41 by Brandon Ewing at Wyoming (1-28-06)

Team

SDSU High	SDSU Low	Category	Opponent High	Opponent Low
88 vs. PLNU/vs. BYU	49 vs. Wash. St. (12-10-05)	**Points Scored**	90 at San Diego (11-30-05)	45 vs. UMBC (12-20-05)
31 vs. Brigham Young (1-21-06)	14 vs. Wash. St. (12-10-05)	**Field Goals**	32 at San Diego (11-30-05)	17 vs. Albany (11-26-05)
70 at Wyoming (1-28-06)	38 vs. New Mexico (1-25-06)	**Field Goals Attempted**	71 at Wyoming (1-28-06)	43 vs. Southern Miss. (11-20-05)
63.8 at Colorado State (2-4-06)	26.4 vs. Wash. St. (12-10-05)	**FG Percentage**	52.6 at Colorado State (2-4-06)	31.7 vs. UMBC (12-20-05)
10 vs. Southern Miss./vs. LMU	2 vs. Wash. St./vs. Air Force	**3-Point Field Goals Made**	13 at Air Force (1-7-06)	2 vs. Wash. St. (12-10-05)
21 at Providence (12-27-05)	12 at Alaska Fair. (11-17-05)	**3-Point Field Goals Attempted**	26 at Air Force/vs. UNLV	6 vs. Wash. St. (12-10-05)
76.9 vs. Southern Miss. (11-20-05)♦	11.8 vs. Wash. St. (12-10-05)	**3-Point Field Goal Percentage**	55.6 at California (12-6-05)	15.8 vs. UMBC (12-20-05)
31 vs. UNLV (1-14-06)	5 at Air Force (1-7-06)	**Free Throws Made**	27 at Providence (12-27-05)	3 at Alaska Fairbanks (11-17-05)
36 vs. UNLV (1-14-06)	7 at Air Force (1-7-06)	**Free Throws Attempted**	35 at Providence (12-27-05)	7 vs. Air Force (2-8-06)
92.3 vs. PLNU (12-3-05)	48.0 at Providence (12-27-05)	**Free Throw Percentage**	88.9 vs. CSU/vs. UNM	36.4 vs. UMBC (12-20-05)
22 at San Diego (11-30-05)	4 at Colorado State (2-4-06)	**Offensive Rebounds**	19 at Providence (12-27-05)	5 at Air Force/vs.Air Force
35 at Alaska Fairbanks (11-17-05)	15 vs. Southern Miss. (11-20-05)	**Defensive Rebounds**	30 at Providence (12-27-05)	12 at Air Force (1-7-06)
47 vs. PLNU (12-3-05)	22 vs. Southern Miss. (11-20-05)	**Total Rebounds**	49 at Providence (12-27-05)	17 at Air Force (1-7-06)
24 at Providence/at Wyoming	10 vs. New Mexico (1-25-06)	**Fouls**	25 at Alaska Fairbanks/vs. LMU	10 at Air Force (1-7-06)
2 at Utah (1-11-06)	0 - several times	**Fouled Out**	2 vs. LMU/at Wyoming	0 - several times
19 at Colorado State (2-4-06)	8 vs. Wash. St./vs. UCSB/at Wyoming	**Assists**	21 at San Diego (11-30-05)	9 - three times
24 vs. UMBC/at TCU	7 vs. Southern Miss. (11-20-05)	**Turnovers**	21 at Wyoming (1-28-06)	8 at Air Force (1-7-06)
9 at Providence (12-27-05)	0 at Wyoming/vs. Air Force	**Blocked Shots**	9 at Providence (12-27-05)	0 vs. Air Force (2-8-06)
13 vs. Brigham Young (1-21-06)	2 at Air Force (1-7-06)	**Steals**	16 at TCU (1-18-06)	0 vs. Southern Miss. (11-20-05)
51 vs. UNLV, 2nd (1-14-06)	22 vs. Wash. St., 2nd (12-10-05)	**Points/Half**	55 at San Diego, 2nd (11-30-05)	17 vs. UMBC, 1st (12-20-05)
73.1 at Colorado State, 1st (2-4-06)	17.9 vs. Wash. St., 2nd (12-10-05)	**FG Percentage/Half**	63.2 vs. So. Miss., 1st (11-20-05)	25.0 vs. So. Miss., 2nd (11-20-05)
5 - four times	1 vs. Ill.-Chicago/vs. WSU	**Double-Figure Scorers**	5 at Providence/vs. CSU	2 - seven times

♦ - *Indicates school record.*

Season and Career Highs

▶ 00 • BRETT HOERNER

	Career
Points	9 vs. UC Santa Barbara, 12-17-05
Rebounds	4 vs. PLNU, 12-3-05
Assists	1 vs. UC Santa Barbara, 12-17-05
Steals	2 vs. UC Santa Barbara, 12-17-05
Blocked Shots	2 vs. Albany, 11-26-05
Minutes	14 - two times

▶ 1 • BRANDON HEATH

	Season	Career
Points	28 at CSU, 2-4-06	37 at UNLV, 1-15-05
Rebounds	6 - three times	9 vs. Monmouth, 11-22-04
Assists	8 at Utah, 1-11-06	9 vs. UCSD, 11-27-04
Steals	3 - six times	5 vs. UCSD, 11-27-04
Blocked Shots	1 at Utah, 1-11-06	1 - four times
Minutes	41 at Wyoming, 1-28-06	43 at Colorado St., 1-24-04

▶ 3 • RICHIE WILLIAMS

	Career
Points	16 - two times
Rebounds	7 - two times
Assists	6 - five times
Steals	5 - two times
Blocked Shots	0
Minutes	38 - two times

▶ 15 • JOHN SHARPER

	Season	Career
Points	16 vs. BYU, 1-21-06	16 vs. BYU, 1-21-06
Rebounds	5 vs. Air Force, 2-8-06	5 - two times
Assists	3 - two times	4 - two times
Steals	2 - two times	3 - five times
Blocked Shots	1 at San Diego, 11-30-05	1 at USD, 11-30-05
Minutes	43 at Wyoming, 1-28-06	43 at Wyoming, 1-28-06

▶ 20 • TRIMAINE DAVIS

	Season	Career
Points	13 at UAF, 11-17-05	13 at UAF, 11-17-05
Rebounds	8 vs. LMU, 12-31-05	8 - two times
Assists	4 vs. Albany, 11-26-05	4 vs. Albany, 11-26-05
Steals	0	2 - two times
Blocked Shots	4 at Providence, 12-27-05	4 at Providence, 12-27-05
Minutes	32 at UAF, 11-17-05	32 - two times

▶ 21 • MATT THOMAS

	Season	Career
Points	9 vs. PLNU, 12-3-05	20 vs. Air Force, 2-28-05
Rebounds	3 - three times	10 vs. UNLV, 2-12-05
Assists	7 vs. So. Miss., 11-20-05	7 vs. So. Miss., 11-20-05
Steals	3 vs. UMBC, 12-20-05	4 - two times
Blocked Shots	2 vs. UCSB, 12-17-05	2 vs. UCSB, 12-17-05
Minutes	29 vs. So. Miss., 11-20-05	40 vs. UNLV, 2-12-05

▶ 24 • TIM McGRATH

	Season
Points	3 vs. So. Mississippi, 11-20-05
Rebounds	5 vs. UMBC, 12-20-05
Assists	3 vs, PLNU, 12-3-05
Steals	1 - two times
Blocked Shots	0
Minutes	15 vs. PLNU, 12-3-05

▶ 30 • CHRIS LAMB

	Season
Points	2 - two times
Rebounds	0
Assists	0
Steals	1 vs. Washington State, 12-10-05
Blocked Shots	1 - two times
Minutes	3 vs. So. Mississippi, 11-20-05

▶ 33 • KYLE SPAIN

	Season
Points	18 at Providence, 12-27-05
Rebounds	10 vs. Ill.-Chicago, 11-19-05
Assists	3 vs. UNLV, 1-14-06
Steals	5 vs. UC Santa Barbara, 12-17-05
Blocked Shots	2 - two times
Minutes	32 - two times

▶ 34 • MOHAMED ABUKAR

	Season	Career
Points	22 vs. CSU, 1-4-06	22 - two times
Rebounds	7 - two times	7 - two times
Assists	3 - two times	5 vs. N'eastern, 12-22-03
Steals	3 - two times	3 - two times
Blocked Shots	2 v- two times	3 vs. EKU, 12-27-03
Minutes	37 vs. Air Force, 2-8-06	37 vs. Air Force, 2-8-06

▶ 42 • MARCUS SLAUGHTER

	Season	Career
Points	26 vs. WSU, 12-10-05	28 vs. UCSB, 11-19-04
Rebounds	20 vs. UNLV, 1-14-06	20 vs. UNLV, 1-14-06
Assists	6 vs. CSU, 1-4-06	6 vs. CSU, 1-4-06
Steals	2 - four times	5 at UNM, 2-28-04
Blocked Shots	5 vs. UNLV, 1-14-06	5 vs. UNLV, 1-14-06
Minutes	39 vs. WSU, 12-10-05	41 vs. UCSB, 11-19-04

▶ 50 • MOHAMED CAMARA

	Season	Career
Points	10 - two times	10 - two times
Rebounds	10 - two times	13 vs. Providence, 12-31-04
Assists	1 - five times	3 vs. CSU, 1-24-05
Steals	3 at California, 12-6-05	3 - two times
Blocked Shots	3 - two times	3 - three times
Minutes	31 vs. UCSB, 12-17-05	31 - three times

2005-06 Game-By-Game Miscellaneous Leaders

Date	Opponent	SDSU	Result	Efficiency	Hockey +/-	PRA	Playing Time
Nov. 17	at Alaska Fairbanks~	W	67-55	Heath .+18	Slaughter .+26	Heath .31	Williams .33:59
Nov. 19	vs. Illinois-Chicago~	L	63-66	Spain .+12	Camara .+6	Heath .24	Heath .33:43
Nov. 20	vs. Southern Miss~	W	79-51	Slaughter .+16	Camara/Slaughter +26	Slaughter .25	Slaughter .32:11
Nov. 26	ALBANY	W	80-53	Slaughter .+19	Heath .+26	Slaughter .33	Heath .32:57
Nov. 30	at San Diego	L	80-90	Camara/Slaughter .+18	Sharper .+7	Slaughter .33	Heath .35:40
Dec. 3	POINT LOMA NAZARENE	W	88-77	Slaughter .+37	Williams .+18	Slaughter .41	Slaughter .33:07
Dec. 6	at California	L	64-82	Slaughter .+27	McGrath .+7	Slaughter .36	Slaughter .33:47
Dec. 10	WASHINGTON STATE#	L	49-60	Slaughter .+30	Spain .+2	Slaughter .44	Slaughter .38:30
Dec. 17	UC SANTA BARBARA	W	66-54	Spain .+24	Camara .+17	Spain .26	Camara .31:03
Dec. 20	UMBC	W	58-45	Spain .+18	Camara/Davis/Thomas .+11	Spain .26	Heath .32:46
Dec. 27	at Providence	L	65-80	Spain .+20	Camara .-6	Spain .27	Heath .35:19
Dec. 31	LOYOLA MARYMOUNT	W	84-68	Williams .+28	Heath .+20	Heath .32	Williams .38:22
Jan. 4	COLORADO STATE*	W	83-75	Abukar .+20	Williams .+16	Abukar/Heath .24	Heath .35:58
Jan. 7	at Air Force*	L	62-65	Slaughter .+21	Abukar .+8	Heath .25	Heath .39:29
Jan. 11	at Utah*	W	72-67	Heath .+26	Heath .+11	Heath .35	Heath .38:13
Jan. 14	UNLV*	W	83-67	Slaughter .+35	Camara .+21	Slaughter .40	Slaughter .36:45
Jan. 18	at TCU*	W	76-57	Slaughter .+40	Williams .+26	Slaughter .45	Williams .38:19
Jan. 21	BRIGHAM YOUNG*	W	88-61	Sluaghter .+30	Heath .+27	Heath .36	Heath .34:22
Jan. 25	NEW MEXICO*	W	75-69	Spain .+19	Sharper .+11	Slaughter .24	Slaughter .37:46
Jan. 28	at Wyoming*	W-ot	78-77	Slaughter .+25	Camara .+7	Slaughter .39	Heath .41:52
Feb. 4	at Colorado State*	W	85-81	Slaughter .+35	Sharper .+11	Slaughter .39	Heath .40:00
Feb. 8	AIR FORCE*	W	61-51	Slaughter .+22	Sharper .+17	Slaughter .32	Williams .37:12
Feb. 11	UTAH*						
Feb. 16	at UNLV*						
Feb. 18	TCU*						
Feb. 22	at Brigham Young*						
Feb. 25	at New Mexico*						
Mar. 1	WYOMING*						
Mar. 3	SOUTH DAKOTA STATE						
Mar. 7-11	at MWC Tournament^						

* – Indicates Mountain West Conference Game. ~ - BP Top of the World Classic. # - San Diego SLAM. ` - 2006 Mountain West Conference Basketball Championship.

Individual Game Win Share Champion: at Alaska Fairbanks - Marcus Slaughter .3455; vs. Illinois-Chicago - Mohamed Camara .2820; vs. Southern Mississippi - Marcus Slaughter .1808; Albany - Marcus Slaughter .1858; at San Diego - John Sharper .1649; Point Loma Nazarene - Marcus Slaughter .2506; at California: - Marcus Slaughter 10.66; Washington State - Marcus Slaughter .3028; UC Santa Barbara - Kyle Spain .3071; Maryland-Baltimore County - Kyle Spain .2014; at Providence - Kyle Spain .0973; Loyola Marymount - Richie Williams .2599; Colorado State - Marcus Slaughter .2718; at Air Force - Marcus Slaughter .1500; at Utah - Brandon Heath .3888; UNLV - Marcus Slaughter .2323; at TCU - Marcus Slaughter .3510; Brigham Young - Marcus Slaughter .2339; New Mexico - John Sharper .2429; at Wyoming - Mohamed Camara .6921; at Colorado State - John Sharper .3300; vs. Air Force: Marcus Slaughter .3149.

Games Led Individual Win Share: Marcus Slaughter 12, John Sharper 3, Kyle Spain 3, Mohamed Camara 2, Brandon Heath 1, Richie Williams 1.

2005-06 Win Share Ratings

WIN SHARES	
Brandon Heath	+3.2298
Marcus Slaughter	+2.8536
Mohamed Camara	+2.1966
Mohamed Abukar	+2.1935
Kyle Spain	+2.1677
John Sharper	+2.0392
Richie Williams	+0.6236
Trimaine Davis	+0.5922
Matt Thomas	+0.1716
Chris Lamb	+0.0321
Brett Hoerner	+0.0321
Tim McGrath	-0.1319
TEAM TOTAL	**+16.0000**

2005-06 Biggest Leads/Time in Lead

Date	Opponent	SDSU	Result	SDSU Big Lead	Opp Big Lead	Ties	LC	SDSU in Lead	Opp in Lead	Tied	Paint SD	Paint Opp	Off TOs SD	Off TOs Opp	2nd Ch. SD	2nd Ch. Opp	Bench SD	Bench Opp
Nov. 17	at Alaska Fairbanks~	W	67-55	13	0	0	0	39:34	0:00	0:26	30	16	13	14	12	7	6	16
Nov. 19	vs. Illinois-Chicago~	L	63-66	3	10	14	18	8:47	22:30	8:43	32	28	14	14	10	19	15	20
Nov. 20	vs. Southern Mississippi~	W	79-51	30	7	4	9	26:37	11:42	1:41	34	16	26	5	13	11	21	25
Nov. 26	ALBANY	W	80-53	28	1	0	2	39:28	0:10	0:22	36	16	20	7	22	13	18	20
Nov. 30	at San Diego	L	80-90	7	14	1	2	5:44	32:43	1:33	30	30	25	24	18	15	14	22
Dec. 3	POINT LOMA NAZARENE	W	88-77	14	9	2	6	28:05	11:30	0:25	42	20	14	15	20	11	19	23
Dec. 6	at California	L	64-82	4	24	2	4	0:44	37:14	2:02	28	32	13	26	12	12	19	16
Dec. 10	WASHINGTON STATE#	L	49-60	7	13	5	8	20:21	15:01	4:38	18	18	13	14	14	10	9	28
Dec. 17	UC SANTA BARBARA	W	66-54	14	0	0	0	39:44	0:00	0:16	34	24	20	9	10	9	21	23
Dec. 20	UMBC	W	58-45	22	1	1	4	36:18	3:07	0:35	24	24	11	18	11	13	17	4
Dec. 27	at Providence	L	65-80	13	17	4	3	14:55	20:53	4:12	20	24	19	20	7	20	18	33
Dec. 31	LOYOLA MARYMOUNT	W	84-68	19	7	3	4	30:37	7:18	2:05	24	22	22	18	15	7	22	11
Jan. 4	COLORADO STATE*	W	83-75	17	3	1	1	37:43	1:08	1:09	36	36	19	20	10	8	12	28
Jan. 7	at Air Force*	L	62-65	8	13	2	5	23:43	14:55	1:22	22	10	13	21	13	7	7	6
Jan. 11	at Utah*	W	72-67	7	13	3	4	14:00	24:30	1:30	22	26	18	20	14	4	11	6
Jan. 14	UNLV*	W	83-67	19	8	7	4	17:08	19:34	3:18	22	26	17	13	17	7	19	26
Jan. 18	at TCU*	W	76-57	22	0	1	0	39:00	0:00	1:00	38	20	17	21	17	8	2	3
Jan. 21	BRIGHAM YOUNG*	W	88-61	29	3	3	1	35:43	1:15	3:02	36	30	22	5	18	16	22	14
Jan. 25	NEW MEXICO*	W	75-69	15	3	7	4	34:39	1:45	3:36	22	42	16	31	6	11	16	10
Jan. 28	at Wyoming*	W-ot	78-77	6	4	16	21	25:22	14:24	5:14	32	32	7	14	22	13	11	16
Feb. 4	at Colorado State*	W	85-81	15	7	3	2	31:30	7:33	0:57	26	38	26	22	6	9	13	20
Feb. 8	AIR FORCE*	W	61-51	13	4	5	7				18	26	11	13	12	8	6	9
Feb. 11	UTAH*																	
Feb. 16	at UNLV*																	
Feb. 18	TCU*																	
Feb. 22	at Brigham Young*																	
Feb. 25	at New Mexico*																	
Mar. 1	WYOMING*																	
Mar. 3	SOUTH DAKOTA STATE																	
Mar. 7-11	at MWC Tournament^																	

* – Indicates Mountain West Conference Game. ~ - BP Top of the World Classic. # - San Diego SLAM. ` - 2006 Mountain West Conference Basketball Championship.

Free Throw Superlatives

	FREE THROWS MADE STREAKS			FINAL 4 MINUTES	
	ACTIVE	SEASON	CAREER	FTM-FTA	PCT.
Mohamed Abukar	0	10	10	5-6	83.3
Mohamed Camara	0	2	2	0-2	0.0
Trimaine Davis	0	6	6	3-5	60.0
Brandon Heath	9	12	21	18-21	85.7
Brett Hoerner	0	5	5	0-0	
Chris Lamb	0	0	0	0-0	
Tim McGrath	2	2	2	0-0	
John Sharper	6	6	12	5-6	83.3
Marcus Slaughter	6	14	14	20-25	80.0
Kyle Spain	1	9	9	3-4	75.0
Matt Thomas	0	2	13	3-4	75.0
Richie Williams	1	10	10	15-21	71.4
SDSU TOTALS				**72-94**	**76.6**

2005-06 Offensive Leaders

Player	GP-GS	10+Pts.	20+Pts.	30+Pts.	10+Rebs.	15+Rebs.	10+Ast.	Double-Double	Led SDSU In (includes ties) Pts.	Rebs.	Ast.	Efficiency	Win Share	Personal W-L-T
Mohamed Abukar	12-11	9	1	0	0	0	0	0	2	1	1	1	0	11-1
Mohamed Camara	21-8	2	0	0	2	0	0	1	0	4	0	1	2	14-6-1
Trimaine Davis	18-6	3	0	0	0	0	0	0	0	1	0	0	0	11-7
Brandon Heath	22-22	20	11	0	0	0	0	0	11	1	8	2	1	17-4-1
Brett Hoerner	13-0	0	0	0	0	0	0	0	0	0	0	0	0	6-7
Chris Lamb	5-0	0	0	0	0	0	0	0	0	0	0	0	0	2-2-1
Tim McGrath	13-0	0	0	0	0	0	0	0	0	0	0	0	0	7-6
John Sharper	22-2	10	0	0	0	0	0	0	0	0	1	0	3	15-7
Marcus Slaughter	19-19	16	8	0	12	5	0	11	8	14	3	14	12	13-5-1
Kyle Spain	19-18	10	0	0	2	0	0	1	2	2	1	4	3	14-5
Matt Thomas	19-3	0	0	0	0	0	0	0	0	0	3	0	0	10-9
Richie Williams	22-21	4	0	0	0	0	0	0	0	0	12	1	1	12-9-1

Career Offensive Leaders

Player	GP	GS	10+Pts.	20+Pts.	30+Pts.	10+Rebs.	15+Rebs.	10+Ast.	Double-Double	Led SDSU In (includes ties) Pts.	Rebs.	Ast.	Efficiency
Mohamed Abukar	49	11	12	2	0	0	0	0	0	2	1	1	1
Mohamed Camara	50	29	2	0	0	3	0	0	1	0	7	0	1
Trimaine Davis	88	12	8	0	0	0	0	0	0	0	2	1	0
Brandon Heath	81	76	68	32	2	0	0	0	0	35	4	28	13
Brett Hoerner	13	0	0	0	0	0	0	0	0	0	0	0	0
Chris Lamb	5	0	0	0	0	0	0	0	0	0	0	0	0
Tim McGrath	13	0	0	0	0	0	0	0	0	0	0	0	0
John Sharper	108	27	14	0	0	0	0	0	0	0	0	5	0
Marcus Slaughter	76	64	51	16	0	26	7	0	23	21	45	5	33
Kyle Spain	19	18	10	0	0	2	0	0	1	2	3	1	4
Matt Thomas	49	14	7	1	0	1	0	0	1	2	2	7	2
Richie Williams	22	21	4	0	0	0	0	0	0	0	0	12	1

Current/Career High Offensive Leaders

Player	Current GP Strk	Last GP/DNP	Career Lg GP	Current GS Strk	Last GS/DNS	Career Lg GS	Current Streaks 10+Pts.	20+Pts.	10+Rebs.	Career Long Streaks 10+Pts.	20+Pts.	10+Rebs.
Mohamed Abukar	11	DNP-12/20/05	29	11	DNS-12/27/05	11	5	0	0	5	0	0
Mohamed Camara	0	GP-2/4/06	50	0	GS-12/31/05	8	0	0	0	1	0	1
Trimaine Davis	14	DNP-12/10/05	33	0	GS-12/27/05	4	0	0	0	2	0	0
Brandon Heath	81	DNP-3/21/03	81	41	DNS-12/21/04	41	14	0	0	16	5	0
Brett Hoerner	0	GP-1/21/06	7	0	GS-none	0	0	0	0	0	0	0
Chris Lamb	0	GP-1/21/06	2	0	GS-none	0	0	0	0	0	0	0
Tim McGrath	0	GP-1/28/06	9	0	GS-none	0	0	0	0	0	0	0
John Sharper	74	DNP-12/6/03	74	0	GS-1/25/06	9	0	0	0	3	0	0
Marcus Slaughter	10	DNP-12/31/05	55	10	DNS-12/31/05	42	9	0	3	28	4	3
Kyle Spain	0	GP-1/25/06	19	0	DNS-11/17/05	18	0	0	0	3	0	1
Matt Thomas	3	DNP-1/25/06	45	2	DNS-1/28/06	8	0	0	0	2	1	1
Richie Williams	22	DNP-3/11/05	22	12	DNS-3/11/05	12	1	0	0	1	0	0

2005-06 Miscellaneous Statistics

San Diego State's Record When...

Category	2005-06 Season	Fisher Era	SDSU Streak
Home	10-1	68-38	Won 8
Away	5-4	23-59	Won 4
Neutral	1-1	6-6	Won 1
Scoring First	11-3		Won 5
Opponent Scores First	5-3		Won 4
Leading at Half	13-2	72-22	Won 9
Trailing at Half	2-3	21-80	Won 2
Tied at Half	1-1	4-1	Won 1
Leading with 5:00 Left	16-1		Won 15
Trailing with 5:00 Left	0-5		Lost 13
Tied with 5:00 Left	0-0		Lost 1
In Overtime	1-0	2-12	Won 1
SDSU Outrebounds Opp.	11-3	65-38	Won 5
SDSU is Outrebounded	4-2	30-62	Won 3
Opp. Commits More TOs	6-0	56-29	Won 6
SDSU Commits More TOs	8-6	35-67	Won 4
SDSU More FT Attempts	14-2	67-35	Won 10
Opp. More FT Attempts	2-4	27-68	Won 2
SDSU Shoots Better than Opp.	14-2	78-22	Won 6
Opp. Shoots Better than SDSU	2-4	17-80	Won 2
SDSU Shoots 50% or Better	8-1	37-11	Won 5
SDSU Shoots 40-50%	6-3	49-45	Won 3
SDSU Shoots 40% or Less	2-2	11-47	Won 2
Opp. Shoots 50% or Better	2-2	12-33	Won 2
Opp. Shoots 40-50%	9-3	45-62	Won 4
Opp. Shoots 40% or Less	5-1	41-7	Won 2
SDSU Bench Outscores Opp.	7-2	51-40	Won 5
Opp. Bench Outscores SDSU	9-3	44-58	Won 5
SDSU Scores Less Than 60	1-1	4-30	Won 1
SDSU Scores Between 60-69	3-4	24-43	Won 1
SDSU Scores Between 70-79	5-0	35-17	Won 6
SDSU Scores Between 80-89	7-1	27-12	Won 6
SDSU Scores Between 90-99	0-0	7-1	Lost 1
SDSU Scores 100+	0-0	0-0	Won 23
Opp. Scores Less Than 60	7-0	36-4	Won 12
Opp. Scores Between 60-69	5-3	37-20	Won 4
Opp. Scores Between 70-79	3-0	23-39	Won 3
Opp. Scores Between 80-89	1-2	1-24	Won 1
Opp. Scores Between 90-99	0-1	0-14	Lost 24
Opp. Scores 100+	0-0	0-2	Lost 8
Wearing Black	4-2		Won 4
Wearing Gold	0-1		Lost 1
Wearing Red	8-2		Won 2
Wearing White	4-1		Won 4
On Monday	0-0		Lost 2
On Tuesday	1-2		Lost 1
On Wednesday	5-1		Won 5
On Thursday	1-0		Won 2
On Friday	0-0		Lost 3
On Saturday	8-3		Won 4
On Sunday	1-0		Won 1
In November	3-2		Lost 1
In December	4-3		Won 1
In January	7-1		Won 6
In February	2-0		Won 2
In March			Lost 1

LEADS AND DEFICITS

SDSU Biggest Halftime Lead . . . . . 19 vs. UMBC (12-20-05)
SDSU Biggest Halftime Lead Lost . . . . . 6 vs. Washington State (12-10-05)
SDSU Biggest Halftime Lead Lost in a Loss . . . . . 6 vs. Washington State (12-10-05)
SDSU Biggest Halftime Deficit . . . . . 11 at Air Force (1-7-06)
SDSU Biggest Halftime Deficit Overcome . . . . . 11 at Air Force (1-7-06)
SDSU Biggest Halftime Deficit Overcome for Victory . . . . . 6 vs. UNLV (1-14-06)
SDSU Biggest Lead . . . . . 30 vs. Southern Mississippi (11-20-05)
SDSU Biggest Lead Lost . . . . . 13 at Providence (12-27-05)
SDSU Biggest Lead Lost in a Loss . . . . . 13 at Providence (12-27-05)
SDSU Biggest Deficit . . . . . 24 at California (12-6-05)
SDSU Biggest Deficit Overcome . . . . . 13 at AFA (1-7-06)/at Utah (1-11-06)
SDSU Biggest Deficit Overcome for Victory . . . . . 13 at Utah (1-11-06)

DUNKS — SEASON

Marcus Slaughter 20
Trimaine Davis 10
Kyle Spain 10
Mohamed Camara 4
Mohamed Abukar 2
Brandon Heath 1
Brett Hoerner 1
TOTAL 48

TOP SCORING PERFORMANCES

28, Brandon Heath at Colorado State (2-4-06)
26, Brandon Heath vs. Brigham Young (1-21-06)
26, Marcus Slaughter vs. Washington St. (12-10-05)
25, Marcus SLaughter at Colorado State (2-4-06)
25, Brandon Heath vs. LMU (12-31-05)
25, Marcus Slaughter vs. PLNU (12-3-05)
24, Marcus Slaughter at Wyoming (1-28-06)
24, Brandon Heath at San Diego (11-30-05)
23, Marcus Slaughter at TCU (1-18-06)
23, Marcus Slaughter at San Diego (11-30-05)
23, Brandon Heath at Alaska Fairbanks (11-17-05)
22, Mohamed Abukar vs. Colorado St. (1-4-06)
22, Brandon Heath vs. Colorado St. (1-4-06)
22, Brandon Heath at Providence (12-27-05)
22, Marcus Slaughter at California (12-6-05)

TOP REBOUNDING PERFORMANCES

20, Marcus Slaughter vs. UNLV (1-14-06)
18, Marcus Slaughter at TCU (1-18-06)
17, Marcus Slaughter vs. Wahington St. (12-10-05)
15, Marcus Slaughter vs. Air Force (2-8-06)
15, Marcus Slaughter vs. Albany (11-26-05)
14, Marcus Slaughter vs. Brigham Young (1-21-06)
14, Marcus Slaughter vs. PLNU (12-3-05)
13, Marcus Slaughter at Wyoming (1-28-06)
13, Marcus Slaughter at California (12-6-05)

TOP ASSISTS PERFORMANCES

8, Brandon Heath at Utah (1-11-06)
7, Matt Thomas vs. Southern Miss. (11-20-05)
6, Richie Williams vs. Air Force (2-8-06)
6, Brandon Heath vs. New Mexico (1-25-06)
6, Richie Williams at Air Force (1-7-06)
6, Marcus Slaughter vs. Colorado St. (1-4-06)
6, Richie Williams vs. Colorado St. (1-4-06)
6, Richie Williams vs. LMU (12-31-05)
6, Richie Williams at San Diego (11-30-05)

TOP 3-POINT FG PERFORMANCES

5, Brandon Heath at Colorado State (2-4-06)
5, Brandon Heath at Air Force (1-7-06)
5, Brandon Heath vs. LMU (12-31-05)
4, John Sharper vs. New Mexico (1-25-06)
4, John Sharper vs. Brigham Young (1-21-06)
4, Brandon Heath at Utah (1-11-06)
4, Brandon Heath vs. Colorado St. (1-4-06)
4, Brandon Heath at Providence (12-27-05)
4, John Sharper vs. UMBC (12-20-05)
4, John Sharper at San Diego (11-30-05)
4, John Sharper vs. Southern Miss. (11-20-05)
4, Brandon Heath vs. Illinois-Chicago (11-19-05)

TOP EFFICIENCY POINT PERFORMANCES

40, Marcus Slaughter at TCU (1-18-06)
37, Marcus Slaughter vs. PLNU (12-3-05)
35, Marcus Slaughter at Colorado State (2-4-06)
35, Marcus Slaughter vs. UNLV (1-14-06)
30, Brandon Heath at Colorado State (2-4-06)
30, Marcus Slaughter vs. Brigham Young (1-21-06)
30, Marcus Slaughter vs. Washington St. (12-10-05)
28, Brandon Heath vs. Brigham Young (1-21-06)
28, Richie Williams vs. LMU (12-31-05)
27, Marcus Slaughter at California (12-6-05)
26, Brandon Heath at Utah (1-11-06)

TOP WIN SHARE PERFORMANCES

69.21, Mohamed Camara at Wyoming (1-28-06)
50.32. Mohamed Abukar at Wyoming (1-28-06)
45.56, Matt Thomas at Wyoming (1-28-06)
40.79, John Sharper at Wyoming (1-28-06)
38.88, Brandon Heath at Utah (1-11-06)
38.46, Marcus Slaughter vs. Washington St. (12-10-05)
35.10, Marcus SLaughter at TCU (1-21-06)
34.76, Brandon Heath at Wyoming (1-28-06)
34.55, Marcus Slaughter at Alaska Fair. (11-17-05)

TOP PRA PERFORMANCES

45, Marcus Slaughter at TCU (1-18-06)
44, Marcus Slaughter vs. Wahington St. (12-10-05)
41, Marcus Slaughter vs. PLNU (12-3-05)
40, Marcus Slaughter vs. UNLV (1-14-06)
39, Marcus Slaughter at Colorado State (2-4-06)
39, Marcus Slaughter at Wyoming (1-28-06)
36, Brandon Heath vs. Brigham Young (1-21-06)
36, Marcus Slaughter at California (12-6-05)
35, Brandon Heath at Colorado State (2-4-06)
35, Brandon Heath at Utah (1-11-06)
34, Marcus Slaughter vs. Brigham Young (1-21-06)
33, Marcus Slaughter at San Diego (11-30-05)
33, Marcus Slaughter vs. Albany (11-26-05)