

# AZTEC FOOTBALL



SAN DIEGO STATE GAME NOTES - WEEK TWELVE

RELEASED: Tuesday, November 28

## GAME NO. 12



### Colorado St. (4-7/1-6) at San Diego St. (2-9/2-5)

Saturday, Dec. 2, 2006  
5:05 p.m. PST (announced)  
Qualcomm Stadium (54,000)  
San Diego, Calif.

#### ▶ TELEVISION

The mtn. James Bates (play-by-play), Todd Christensen (analysis) and Blaine Fowler (sidelines).

#### ▶ RADIO

XPRS 1090-AM and 105.7 FM San Diego. Ted Leitner (play-by-play), John Kentera (analysis), and Dave Marcus (producer). Josh Rosenberg serves as host for the pregame and half-time shows. Coverage begins one hour prior to kickoff.

#### ▶ WEB

Live audio and statistics are available on SDSU's official athletic department web site at goaztecs.com. San Diego State's postgame press conference is also available at goaztecs.com.

## San Diego State Says Goodbye to Senior Class; Aztecs Play Host to Colorado State in '06 Finale

San Diego State (2-9 overall; 2-5 Mountain West Conference) looks to send 18 seniors out in style as the Aztecs conclude the 2006 campaign with a home game against Colorado State (4-7; 1-6 MWC).

Game time is set for 5 p.m. PST and the game will be televised by The mtn. The contest can be heard up and down the West Coast on XX Sports Radio (1090 AM and 105.7 FM in San Diego).

The Aztecs, who have won two of three league home games to date, dropped their second consecutive game at New Mexico last Saturday, 41-14.

San Diego State dominated the stat sheet, owning a 25-14 advantage in first downs, a 431-301 edge in total offense and a 34:13-25:47 lead in time of possession. The Aztecs could not overcome a -4 turnover margin (SDSU had four turnovers, New Mexico had none) and a -13 average field position disadvantage. SDSU also had three drives end inside the Lobo 30-yard line and twice inside the 15-yard line without points.

The game marked the third time this season SDSU has outgained an opponent in a loss and the second time the Aztecs have lost a game this year despite owning more than a 100-yard advantage in total offense.

Colorado State lost at home last Saturday to TCU, 45-14. The Rams have lost six straight games since opening the season 4-1.

After surviving some devastating early season injuries, a new system and a difficult schedule (SDSU's schedule is rated as the second most difficult in the MWC and 37th-most difficult nationally according to the NCAA), San Diego State has played much better of late. The Aztecs have won twice in their last six games, with opportunities to win two other contests in the closing moment of the game. Last week, San Diego State had 18 players, including two captains, miss the game due to injuries.

In addition to Senior Day, there are some other items on the line in the season finale. The Aztecs are looking for a third conference home victory this season, something San Diego State has not accomplished since the 1999 campaign. SDSU is also looking to put together a three-game home conference win streak for the first time since winning three straight from Nov. 17, 2001-Oct. 26, 2002. A victory over Colorado State, would also put the Aztecs in position to finish in sixth place in the Mountain West Conference in Chuck Long's first season. That is where the MWC media picked SDSU to finish in the preseason poll.

#### ▶ SENIOR GOODBYE

Saturday marks the final home game for 18 Aztec football student-athletes.

Name	Hometown	Pos.
Justin Amaral	Pittsburg, Calif.	WR/KOR/PR
Eder Arosemena	Vista, Calif.	OL
Jonathan Bailes	Tampa, Fla.	DT
Donny Baker	Miami, Fla.	DB
Josh Duran	San Jose, Calif.	DL
Reggie Grigsby	Oceanside, Calif.	S
Kwan Howard	Harvey, La.	DL
Patrick Justman	Palo Alto, Calif.	OL
Joe Martin	Palmdale, Calif.	LB
Terrell Maze	Santa Monica, Calif.	DB
Emil Metroka	San Diego, Calif.	DL
Robert Miller	Anaheim, Calif.	TE
Robert Nelson	Gilbert, Ariz.	OL
*Trevor Parrington	Corona, Calif.	LB
Ramal Porter	Van Nuys, Calif.	WR
Nick Smith	Orinda, Calif.	OL
Brian Spinks	Stockton, Calif.	WR
Brett Sturm	Littleton, Colo.	S

\* - indicates player not expected to be in uniform Saturday.

## INSIDE...

SDSU-CSU Series	pg. 4
Chuck Long Bio	13
Roster	20
Updated Player Bios	22
Two-Deep	37
Situational/Last Time	38
Statistics	42

■ SDSU outgained New Mexico by 130 yards in total offense, but could not overcome its four turnovers  
▶ UNM Recap, Page 3

■ San Diego State and Colorado State are meeting for the 26th time. Last season, the Aztecs defeated the Rams, 30-10, in Fort Collins.  
▶ San Diego State-Colorado State: The Series, Page 4

■ SDSU has been at a severe disadvantage when it comes to starting field position.  
▶ Can We Please Get Some Good Field Position?, Page 7

■ Redshirt freshman Atiyah Henderson has been nothing short of amazing this season as he is ninth nationally among freshmen in average rushing yards.  
▶ Henderson Having A Great Freshman Campaign, Page 8

## SAN DIEGO STATE SCHEDULE/RESULTS (2-9 OVERALL/2-5 MWC)

Date	Opponent	TV/Video	Result/Time	Record	Series	Note
Aug. 31	(rv/rv) UTEP	CSTV	L, 27-34	5-7	18-4-0	Aztecs rally comes up just short; Total offense: SD 384-243
Sept. 16	at (rv/rv) Wisconsin	ESPN+Plus	L, 0-14	11-1	1-4-0	Scoreless first half; Aztec D limits Badgers to 85 pass yds.
Sept. 23	*Utah (KGB SkyShow)	The mtn.	L, 7-38	7-5	12-13-1	Aztecs throw 5 interceptions, 2 are returned for TDs
Sept. 30	at San Jose State	4SD	L, 10-31	7-4	15-16-2	SDSU trailed 14-10 in 3rd when Mougey was injured
Oct. 7	*at Brigham Young	The mtn.	L, 17-47	10-2	7-23-1	Aztecs score on first drive of 2nd half for first time in '06
Oct. 21	*Air Force (USAA Fleet Week Classic)	The mtn.	W, 19-12	4-7	9-16-0	Palmer 30-yd FG with :02 left wins game; J. Martin 16 TT
Oct. 28	Cal Poly (Homecoming)		L, 14-16	7-4	13-10-0	CP gets two 4th qtr. FGs to help overcome 11-pt. deficit
Nov. 4	*at Wyoming	The mtn.	L, 24-27	6-6	13-15-0	Aztecs hold 4th opponent in '06 under 100 yds passing
Nov. 11	*UNLV	The mtn.	W, 21-7	2-10	9-7-0	Rebels snapped SDSU's 3-game series win streak in '05
Nov. 18	*at (rv/rv) TCU	Versus	L, 0-52	9-2	0-2-0	Aztecs struggle on long day in Fort Worth
Nov. 25	*at New Mexico		L, 14-41	6-6	20-13-0	SDSU outgains UNM 431-301 but can't overcome 4 TOs
Dec. 2	*Colorado State	The mtn.	5 p.m. PT	4-7	13-12-0	SDSU has not defeated Rams in SD since 1993 (0-5)

\* - indicates Mountain West Conference game.

# SDSU In-Season Weekly Schedule

Week 12 - Colorado State Game Week Schedule

All times Pacific, unless noted; \* - Indicates item carried live at goaztecs.com

TUE. 28	WED. 29	THURS. 30	FRI. 1	SAT. 2	SUN. 3
<p><b>Final day for player interviews prior to the Colorado State game</b></p> <p><b>10:02 a.m.:</b> Chuck Long MWC conference call (contact MWC or SDSU media relations office to obtain access).</p> <p><b>Noon:</b> SDSU weekly media press luncheon (2nd floor Aztec Athletic Center); Noon - lunch served courtesy DaKines; 12:30 p.m. - Coach Long speaks; 12:20 p.m. - Selected Aztec players available; 12:30 p.m. - coordinators Bob Elliott (defense) and Del Miller (offense) available.</p> <p><b>3:30 p.m.:</b> SDSU practice. Open to media that regularly cover SDSU athletics and upon prior approval of the SDSU media relations office. Photographers and videographers can shoot the last 30 minutes of practice.</p>	<p><b>Final day for assistant coaches interviews prior to the Colorado State game</b></p> <p><b>3:30 p.m.:</b> SDSU practice. Open to media that regularly cover SDSU athletics and upon prior approval of the SDSU media relations office. Photographers and videographers can shoot the last 30 minutes of practice.</p>	<p><b>Final day for head coach interviews prior to the Colorado State game</b></p> <p><b>3:45 p.m.:</b> SDSU practice. Open to media that regularly cover SDSU athletics and upon prior approval of the SDSU media relations office. Photographers and videographers can shoot the last 30 minutes of practice.</p>	<p>Practice closed, no interviews unless previously arranged through the media relations office</p>	<p><b>GAME DAY</b> No player or coach access prior to the end of the game</p> <p><b>5 p.m. PST:</b> Kickoff: Colorado State at San Diego state</p> <p><b>Postgame:</b> The San Diego State locker room is closed. Please contact Mike May or Peggy Curtin to arrange postgame interviews.</p>	<p><b>NO PRACTICE</b></p> <p><b>5 p.m. PDT:</b> Chuck Long and coordinators Bob Elliott (defense) and Del Miller (offense) available by appointment on the second floor of the Aztec Athletics Center.</p>

## ► SDSU MEDIA RELATIONS STAFF

Mike May\*, Assistant AD/MRD  
mmay@mail.sdsu.edu  
Peggy Curtin\*, Assistant MRD  
mcurtin@mail.sdsu.edu  
Dave Kuhn, Assistant MRD  
dkuhn@mail.sdsu.edu  
Jamie McConeghy, Assistant MRD  
jmcconeg@mail.sdsu.edu  
Darin Wong, Assistant MRD  
dwong@mail.sdsu.edu  
Jim Solien, MR Assistant  
jsolien@projects.sdsu.edu  
Kelly Ayers, Administrative Asst.  
kayers@mail.sdsu.edu

\* - denotes primary fbball contacts

Office Phone (619) 594-5547  
Office Fax (619) 582-6541

San Diego State University  
Department of Athletics  
Aztec Athletics Center, Suite 3014  
5302 55th Street  
San Diego, CA 92182-4309

## ► MWC TELECONFERENCE

Interviews with San Diego State head coach Chuck Long and the other eight Mountain West Conference coaches, are available each Tuesday during the season on the league's teleconference. Contact the MWC office at (719) 488-4040 for more information. Below is the schedule for the 2006 season (all times Pacific)

Time	Schedule
9:30 a.m.	Moderator opens call
9:32 a.m.	Kyle Whittingham, Utah
9:42 a.m.	Garry Patterson, TCU
9:52 a.m.	Rocky Long, New Mexico
10:02 a.m.	Sonny Lubick, CSU
10:12 a.m.	Fisher DeBerry, AFA
10:22 a.m.	Mike Stanford, UNLV
<b>10:32 a.m.</b>	<b>Chuck Long, SDSU</b>
10:42 a.m.	Joe Glenn, Wyoming
10:52 a.m.	Bronco Mendenhall, BYU
11:02 a.m.	Craig Thompson, MWC

## ► MWC SATELLITE FEED

The MWC will provide a weekly satellite feed during the 2006 football season. The feed will include team-by-team highlights from the previous week's games and coach/player interviews. The satellite feed will run every Wednesday from 3:00-3:30 p.m. (MT) beginning September 7 through November 29. Contact the MWC office at (719) 488-4040 for more info.

## Interviews

- **HEAD COACH CHUCK LONG** - Chuck Long is available following every practice, with the exception of the day before games. All other interview requests should go through the SDSU media relations office. Out of town media are encouraged to contact the media relations office the previous week and interview are usually scheduled on Tuesday morning.
- **ASSISTANT COACHES** - The coaches are available after practice through Wednesday. Assistant head coach/defensive coordinator Bob Elliott and offensive coordinator Del Miller are also available at SDSU's weekly press conferences. For all other interviews requests with assistant coaches, contact the media relations office.
- **PLAYERS** - All interviews prior to a game should take place at the weekly media conference or following practices on Monday or Tuesday on a normal game week. Media should request player interviews at least 24 hours in advance.
- **POSTGAME** - The San Diego State locker room is closed at all times. Head coach Chuck Long and requested San Diego State players will be brought to the designated interview area (home games - old Padres weight room, same room as last season), following a brief cooling off period. No interviews may take place on the field.

## Credentials

- All requests for press and photo credentials should be submitted to the media relations office on official letterhead at least one week in advance of the game. Requests should be directed to Mike May and should be submitted by the sports editor or sports director of the media outlet.
- Priority is given to daily newspapers, television stations and radio stations with sports programming.
- Credentials will not be mailed. Credentials not delivered in person or through the visiting director of media relations will be left at the Qualcomm Stadium Press Entrance (Gate H) and will be available beginning two hours prior to kick-off.
- Credentials will be issued to working media only. Family and friends are not allowed in the press area.
- Requests should be made for single-game credentials at least one week prior to the game. Any organization that requests a single-game credential and does not use it, may not be granted another pass for the remainder of the season. No credentials will be granted after Thursday of game week.
- Credentialed individuals will be asked upon arrival at the stadium for government issued identification. If the name on the photo does not match the name on the credential, it will be voided. Individuals may also be asked to present ID when at the field level. If at any point the name on the credential does match the individual wearing it, it will be confiscated and the person wearing it will be removed from the stadium.

## Four Turnovers Lead To 41-14 Loss At New Mexico

ALBUQUERQUE, N.M. - New Mexico turned three San Diego State turnovers into 17 first-quarter points, propelling the Lobos to a 41-14 victory, their sixth straight in the series.

SDSU quarterback Kevin O'Connell, making his second start since missing six games due to injury, threw three first-quarter interceptions that led to 17 New Mexico points, including a 24-yard return for a touchdown by Blake Ligon. The Aztecs also turned the ball over on downs at their own 28-yard line, which the Lobos converted into another score for a 24-0 lead after the first 15 minutes.

New Mexico took advantage of another short field situation in the second quarter, starting at midfield and going up 27-0 on Kenny Byrd 45-yard field goal.

San Diego State tried to get on the board before the end of the half, but Garrett Palmer's field goal from 30 yards was blocked as time expired.

O'Connell string of bad luck continued early in the second half, as he fumbled the ball, which was recovered by New Mexico, diving into the end zone on a first down at the Lobo five-yard line.

The host, meanwhile, added a pair of third-quarter touchdowns, the first of which came on a 49-yard run by Rodney Ferguson, who ended the day with 210 yards on 22 carries, accounting for nearly 70 percent of his team's total offense.

San Diego State finally managed to get on the scoreboard twice in the fourth quarter, when Brandon Bornes scored on a 28-yard pass and Robert Miller made a three-yard grab in the back of the endzone. The Aztecs actually ended up outgaining the Lobos by 130 yards (431-301), but were never able to overcome the poor start.

Defensively, the Aztecs limited New Mexico to just 87 yards through the air, the fifth time an SDSU opponent has failed to reach the 100-yard mark in passing yardage in 2006.

SDSU senior linebacker Joe Martin and junior safety Ray Bass each logged a team game-high eight tackles, while junior defensive end Antwan Applewhite logged a sack in his fifth-straight outing.

## Noting the New Mexico Game

- ▶ **THE SERIES:** San Diego State is now 20-13 all-time against New Mexico.
- ▶ **O'CONNELL TIDBITS:** Kevin O'Connell recorded his 12th career 200-yard passing game with 272 yards, the most by a single Aztec through the air this season. O'Connell set personal season highs in attempts, completions and passing yardage. He moved into SDSU's career top 10 for passing yardage with 4,575, jumping past Lon Sheriff, who was 10th with 4,533 yards from 1999-2002.
- ▶ **O'CONNELL BOUNCES BACK:** Kevin O'Connell bounced back strong in the second half, completing 13 of his 16 pass attempts for 145 yards and two touchdowns.
- ▶ **SWAIN IN THE SWING:** SDSU junior wideout Brett Swain set a career high for receptions (8) and receiving yards (108) in a game versus New Mexico. It was Swain's first career 100-yard receiving game, which was also the first by an Aztec this season. His previous career bests in both categories was five receptions (2006 vs. Wisconsin, UTEP) and 80 yards receiving (at Ohio State in 2005). His eight catches against the Lobos tied a team individual single-game high in 2006, with Aztec wideout Ramal Porter, who had eight grabs at BYU. Swain has now caught four or more passes in nine of the team's 11 contests in 2006.
- ▶ **BORNES BONUS:** Junior running back Brandon Bornes recorded his first career touchdown reception in the fourth quarter. The 28-yard catch was the longest of his career and gives him 11 total career TDs. Bornes' three catches tie his career single-game high.
- ▶ **MILLER MAKE:** After moving from the defensive side of the ball this past fall, Aztec tight end Robert Miller scored his first career TD in the fourth quarter with a three-yard grab from Kevin O'Connell. It was O'Connell's 31st career passing touchdown.
- ▶ **FIVE STRAIGHT AND COUNTING:** Junior defensive end Antwan Applewhite has recorded at least one sack in each of the last five games after not having any in the team's first six outings of 2006. For the season, he has 4.5 sacks for a loss of 33 yards. Applewhite, who led the team in that category a year ago (5.5 for 28 yards), has 14.5 career sacks for a loss of 81 yards.
- ▶ **IN OUR TERRITORY:** Aztec opponents have started their drives in SDSU territory on 26 occasions in 2006, including three times today. The Aztecs have started a possession on their opponent's side of the field only three times this season.
- ▶ **MORE YARDS:** While it may not have shown on the scoreboard, SDSU had its highest total offense output in a game this season with 431 yards. It is the Aztecs' most total offense since the 2006 opener against UTEP, when the team had 384 yards. SDSU eclipsed the 300-yard mark in passing yardage for the first time in 2006.
- ▶ **OTHER NOTES:** Junior cornerback Scotty James made his first career start against the Lobos ... New Mexico's field goal on its first drive of the game marked the first time in the last six outings that an SDSU opponent has scored on an opening drive ... Jonathan Bailes has recorded at least one tackle in 25 straight games and recorded his first career PBU this afternoon ... Russell Allen and Ornan Nwansi teamed up to log their first career sack in the second quarter ... Garrett Palmer is a perfect 18-for-18 on extra-point attempts in 2006 and has made each of his last 52 attempts dating back to last season's Ohio State game ... SDSU committed a season-low in penalties for the second straight outing, as the team was flagged just once (on New Mexico's first play from scrimmage) for 15 yards.

### ▶ UNLUCKY

Despite owning a 431-301 edge in total offense, San Diego State was unable to come away with a victory at New Mexico. The 130-yard advantage in total offense marked one of the largest advantages in the category in an Aztec loss in school history.

Since 1986, SDSU is 56-10-1 when compiling at least 100 more yards of total offense, with two of those losses occurring this season. The Aztecs are 42-5 when owning at least a 140-yard advantage in total offense during the same period of time.

Date	Opponent	Result	Mar.
O.17.87	Stanford	L, 40-44	+248
S.14.02	Arizona State	L, 28-39	+209
O.9.99	New Mexico	L, 21-24	+202
O.16.04	Colorado State	L, 17-21	+170
A.31.06	▶ UTEP	L, 27-34	+141
N.25.06	▶ at New Mexico	L, 14-41	+130
O.28.00	Colorado State	L, 22-34	+103
D.1.90	Miami	L, 28-30	+103
N.7.96	at Wyoming	L, 10-20	+99
D.19.98	vs. North Carolina	L, 13-20	+99

*Since 1986 season (includes last 244 games).*

### ▶ MOUNTAIN WEST CONFERENCE STANDINGS

	MWC	Overall
BYU	8-0	10-2
TCU	5-2	9-2
Wyoming	5-3	6-6
Utah	5-3	7-5
New Mexico	4-4	6-6
Air Force	3-4	4-7
<b>SDSU</b> ◀	2-5	2-9
CSU	1-6	4-7
UNLV	1-7	2-10

### MWC SCHEDULE

Saturday, December 2

Air Force at TCU, 12:30 p.m.

Colorado State at SDSU, 5 p.m.

### ▶ OPPONENT WATCH

UTEP (5-7) vs. Memphis - L, 19-38  
Next: Season completed

Wisconsin (11-1) - Reg. season completed  
Next: Capital One Bowl vs. TBD (1/1)

Utah (7-5) vs. BYU\* - L, 31-33  
Next: Bell Helicopter Armed Forces Bowl vs. Tulsa (12/23)

SJSU (7-4) at Idaho - W, 28-13  
Next: vs. Fresno State (12/2)

BYU (10-2) at Utah\* - W, 33-31  
Next: Las Vegas Bowl vs. TBD (12/21)

Air Force (4-7) at UNLV\* - L, 39-42  
Next: at TCU (12/2)

Cal Poly (7-4) Season completed

Wyoming (6-6) Season completed

UNLV (2-10) vs. Air Force - W, 42-39  
Next: Season completed

TCU (9-2) at Colorado State - W, 45-14  
Next: vs. Air Force\* (12/2)

UNM (6-6) - vs. San Diego St.\* - W, 41-14  
Next: New Mexico Bowl vs. TBD (12/23)

CSU (4-7) - vs. TCU\* - L, 14-45  
Next: at San Diego State\* (12/2)

*All time Pacific. \* - Indicates Mountain West Conference game.*

► COLLEGE PRESS  
BOX.COM

The Mountain West Conference will provide a new online media service for the coming 2006 football season. CollegePressBox.com will give the media one-stop access to updated contact information, media guides, game notes, game books, quotes, photos and more for each of the conference's nine schools and the conference office.

To access the Mountain West area of CollegePressBox.com, please contact the MWC Communications staff at (719) 488-4040 for the username and password.

► SDSU vs. MWC

	W	L	T
Air Force	9	16	0
BYU	7	23	1
Colorado State	13	12	0
New Mexico	20	13	0
TCU	0	2	0
UNLV	9	7	0
Utah	12	13	1
Wyoming	13	15	0
<b>TOTALS</b>	<b>83</b>	<b>101</b>	<b>2</b>

► CURRENT AZTEC  
PLAYERS vs. CSU

Rushing	Att.	Yds.	Avg.	TD
Hamilton	21	108	5.1	1
O'Connell	15	83	5.5	0
Bornes	10	45	4.5	0
Porter	2	12	6.0	0

Passing	A-C-I	Yds.	TD
O'Connell	50-25-1	336	3

Receiving	No.	Yds.	YPC	TD
Schilens	6	85	14.2	1
Hamilton	2	12	6.0	0
Swain	2	6	3.0	0
Porter	1	16	16.0	0
Amaral	1	14	14.0	0

Defense	S-A-T	Other
J. Martin	8-5-13	1 TFL
Bailes	5-5-10	1 Sack
Allen	4-4-8	1 INT
Maze	7-0-7	1 INT
Baker	6-1-7	1TFL, 1PBU
Applewhite	3-4-7	3 Sacks
Grigsby	1-4-5	1INT, 1PBU
B. Martin	0-5-5	
Schantz	4-0-4	1 TFL
Osborn	1-2-3	
Dunkle	1-1-2	
McKay	2-0-2	1 TFL
Sturm	0-1-1	
Fifita	0-1-1	
Howard	0-1-1	

► TEAM COMPARISON

SAN DIEGO ST. (2-9/2-5 Mountain West)

Team Statistics	SDSU	OPP
Points/Game	13.9	29.0
First Downs/Game	15.1	19.5
Rushing/Game	113.3	186.2
Passing/Game	159.4	171.4
Total Offense/Game	272.6	357.5
Fumbles-Lost	23-7	15-9
Pen.-Yards/Game	64-51.3	48-37.5
Time of Poss.	30:24	29:36

Ind. Leaders

Rushing	Att	Net	Avg	TD	YPG
Henderson	163	706	4.3	0	64.2
Bornes	53	194	3.7	2	17.6

Passing	A-C-I	Pct	TD	YPG
Craft	121-69-6	57.0	4	81.9
O'Connell	82-52-5	63.4	3	116.8

Receiving	Rec	Yds	Avg	TD	YPG
Swain	45	502	11.2	2	45.6
Schilens	33	476	14.4	2	43.3

Defense	U-A-TT	TFL	Int	FF-R
J. Martin	53-42-95	6.0	0	1-0
Allen	43-38-81	6.5	0	0-0

COLORADO ST. (4-7/1-6 Mountain West)

Team Statistics	CSU	OPP
Points/Game	17.8	22.4
First Downs	16.0	18.6
Rushing/Game	73.2	145.9
Passing/Game	222.0	193.1
Total Offense/Game	295.2	339.0
Fumbles-Lost	16-6	18-4
Pen.-Yards/Game	54-40.8	65-50.2
Time of Poss.	30:13	29:46

Ind. Leaders

Rushing	Att	Net	Avg	TD	YPG
Johnson	102	286	2.8	6	26.0
Ohaeri	81	268	3.3	2	24.4

Passing	A-C-I	Pct	TD	YPG
Hanie	305-189-11	62.0	11	205.9
Farris	15-10-1	66.7	1	33.8

Receiving	Rec	Yds	Avg	TD	YPG
Walker	52	530	10.2	0	48.2
Morton	46	707	15.4	4	64.3

Defense	U-A-TT	TFL	Int	FF-R
Kubiak	46-39-85	5.5	1	0-0
Adkins	36-45-81	5.0	0	1-0



NCAA DIVISION I-A TEAM RANKINGS

Statistic	SDSU	CSU
Rushing Offense	92	113
Passing Offense	98	43
Total Offense	108	100
Scoring Offense	114	101
Rushing Defense	109	74
Pass Eff. Defense	105	70
Total Defense	81	66
Scoring Defense	100	55
Net Punting	99	42
Punt Returns	109	47
Kickoff Returns	108	94
Turnover Margin	T-99	T-99
Pass Defense	21	49
Pass Efficiency	90	46
Sacks	111	44
Tackles For Loss	101	67
Sacks Allowed	78	111

*Out of 119 Division I-A schools. Through games of Nov. 25.*

SDSU-Colorado State: The Series

- Saturday is the 26th meeting between the schools, with San Diego State owning a 13-12 advantage. The Aztecs snapped a three-game series winning streak by the Rams with a 30-10 victory last season in Fort Collins (Nov. 12, 2005).
- The teams first met on Nov. 4, 1978, a 34-31 Aztec victory at San Diego Stadium. The teams have met every year since, with the exception of 1989, 1990 and 1998.
- In San Diego, the Aztecs own an 8-6 series advantage, although the Rams have won the last five meeting at Qualcomm Stadium. The last San Diego State victory in "America's Finest City" came in 1993, a 30-3 victory.
- Three of the last seven games in the series have been decided by seven points or less, including the 21-17 Colorado State victory at Qualcomm Stadium in 2004.

SDSU-Colorado State: Series History

Series: San Diego State leads, 13-12

Total Score: San Diego State 560, Colorado State 541 Average: San Diego State 22.4, Colorado State 21.6

In San Diego: San Diego State leads, 8-6

Total Score: San Diego State 386, Colorado State 341 Average: San Diego State 27.6, Colorado State 24.4

Date	Site	Result	Score	SD CSU		FD - FD	Total	Yds - Yds	TOs - TOs	Passing		Rushing		Temp	Att.
				Rk	-Rk					Yds - Yds	Yds - Yds	Yds - Yds	Yds - Yds		
N.4.78	H - SD Stadium	W	34 - 31	--	--	24 - 26	411 - 462	1 - 4	115 - 145	296 - 317	62	38,494			
O.20.79	A-Hughes	L	3 - 37	--	--	17 - 12	440 - 291	7 - 0	292 - 6	148 - 285	56	21,950			
O.18.80	H-SD Stadium	L	7 - 26	--	--	14 - 17	248 - 279	5 - 2	218 - 76	30 - 203	70	28,050			
S.12.81	A-Hughes	W	30 - 14	--	--	25 - 16	440 - 241	3 - 3	359 - 183	81 - 58	83	25,237			
N.20.82	H-Jack Murphy	W	38 - 10	--	--	16 - 19	328 - 251	1 - 4	267 - 218	61 - 33	59	18,244			
O.15.83	A-Hughes	L	15 - 17	--	--	22 - 20	376 - 401	6 - 4	367 - 349	9 - 52	62	22,979			
O.20.84	H-Jack Murphy	W	41 - 24	--	--	25 - 22	475 - 362	2 - 1	437 - 219	38 - 143	64	20,942			
S.28.85	H-Jack Murphy	W	48 - 23	--	--	26 - 25	561 - 384	2 - 1	243 - 287	318 - 97	68	14,755			
N.1.86	A-Hughes	W	27 - 26	--	--	17 - 18	447 - 374	2 - 3	356 - 257	91 - 117	39	14,127			
N.14.87	H-Jack Murphy	W	26 - 12	--	--	22 - 20	452 - 289	2 - 3	391 - 222	61 - 67	63	17,382			
O.22.88	A-Hughes	L	7 - 13	--	--	16 - 18	286 - 307	3 - 1	241 - 130	45 - 177	73	23,817			
N.9.91	H-Jack Murphy	W	42 - 32	--	--	24 - 22	468 - 430	0 - 2	279 - 189	189 - 241	62	30,163			
O.31.92	A-Hughes	W	20 - 13	--	--	21 - 24	391 - 387	0 - 1	299 - 107	92 - 280	52	16,310			
O.16.93	H-Jack Murphy	W	30 - 3	--	--	27 - 11	471 - 168	2 - 1	334 - 99	137 - 69	62	32,335			
S.24.94	A-Hughes	L	17 - 19	--	--	25 - 12	339 - 311	2 - 0	236 - 185	103 - 126	80	32,618			
N.25.95	H-Jack Murphy	L	13 - 24	--	--	22 - 6	425 - 401	2 - 1	311 - 247	114 - 154	63	41,603			
O.26.96	A - Hughes	L	18 - 27	--	--	18 - 31	330 - 442	1 - 0	138 - 91	192 - 351	35	25,013			
N.22.97	H- Qualcomm	L	17 - 38	--	--	25 - 16	341 - 401	5 - 1	196 - 205	145 - 196	68	25,704			
O.16.99	A- Hughes	W	17 - 10	--	--	13 - 17	202 - 275	0 - 3	67 - 173	135 - 102	33	26,774			
O.28.00	H-Qualcomm	L	22 - 34	--	--	24 - 17	419 - 316	3 - 2	393 - 232	26 - 84	62	24,852			
S.22.01	A-Hughes	W	14 - 7	--	--	19 - 9	370 - 212	1 - 1	200 - 119	170 - 93	78	29,110			
N.16.02	H-Qualcomm	L	21 - 49	--	--	17 - 20	378 - 533	0 - 2	348 - 256	30 - 277	75	21,714			
N.15.03	A-Hughes	L	6 - 21	--	--	20 - 15	345 - 324	2 - 1	237 - 156	108 - 168	57	29,127			
O.16.04	H-Qualcomm	L	17 - 21	--	--	16 - 13	366 - 196	3 - 2	238 - 133	128 - 63	69	31,129			
N.12.05	A-Hughes	W	30 - 10	--	--	18 - 20	375 - 352	1 - 3	179 - 165	196 - 187	52	25,411			

► **LAST MEETING:** San Diego State 30, Colorado State 10 | Nov. 12, 2005 | Hughes Stadium

FORT COLLINS, Colo. - Kevin O'Connell threw for 179 yards and two touchdowns and San Diego State recorded a 30-10 victory over the Rams.

Chaz Schilens had six catches for 85 yards, Jeff Webb had a pretty touchdown catch in the back of the end zone and Lynell Hamilton ran for 108 yards to help San Diego State hand CSU its first home loss of the year.

The Aztecs intercepted three passes, stopped CSU twice on fourth down and forced the Rams to settle for field goal tries on two trips inside the 10.

SDSU took advantage of a 15-yard CSU penalty to extend its first scoring drive of the afternoon, which ended with a 20-yard touchdown pass from O'Connell to Schilens.

In the second, O'Connell avoided the rush and found Webb in the back of the end zone for a 24-yard touchdown strike that made it 17-3.

SDSU led 20-3 at the half, before the Rams would make it interesting with a touchdown in the third quarter on a 16-yard scamper by Kyle Bell, who would end the afternoon with 176 yards on 33 carries.

Garrett Palmer's third field goal gave the Aztecs a 23-10 cushion with 13:27 left in the game, but it was the SDSU defense, which limited the Rams to only 89 yards of total offense in the first half, that would secure the victory.

Each of CSU's final three possessions ended with Aztec interceptions. The first was by safety Marcus Demps at the San Diego State 12-yard line, while the second and most critical, came in the end zone when Terrell Maze intercepted a Justin Holland pass on fourth and eight with five minutes remaining.

► **LAST MEETING IN SAN DIEGO:** Colorado State 21, San Diego State 17 | Oct. 16, 2004 | Qualcomm Stadium

SAN DIEGO - For two teams in dire need of a victory, the 2004 San Diego State-Colorado State match-up seemed like a good place to start for the Aztecs.

After all, SDSU had claimed both of its wins in 2004 by easy margins in the safe confines of Qualcomm Stadium and had come out victorious in each of its last four home conference match-ups. Plus, traditional MWC power Colorado State also found itself in a similar place in its season, dropping four of its first five games.

This year, however, would not be the start of a new chapter for SDSU in 2004, as the Aztecs rallied from an eightpoint, fourth-quarter deficit to surge ahead, 17-14, only to have the win fall out of their grasp in the final minutes.

Following Garrett Palmer's third field goal of the night which gave SDSU the lead, the Aztec defense held firm, forcing a Colorado State punt from its own 44-yard line with only 2:13 left in the game. The SDSU offense then took over with the mission of keeping the ball safe, gaining a first down and running out the clock. On its second play of the drive, however, CSU recovered a fumble at the Aztec 10-yard line.

Two plays later, the Rams took advantage as Jimmy Green scored from one-yard out and just 1:10 remaining in the game. A stunned SDSU offense was forced to try to go 79 yards to get the win back, but was only able to get as far as the Colorado State 45-yard line as quarterback Kevin O'Connell's final desperation heave into the end zone fell to the ground.

SDSU opened the game with a 3-0 lead on one of two 48-yard Palmer field goals on the day. The lead would last only a tad over four minutes, as CSU's Luke Adkins intercepted SDSU quarterback Matt Dlugolecki's pass and ran it back for a touchdown. The interception return marked the second straight season in which the Rams had returned one for a score against the Aztecs.

Palmer had his second field-goal chance of the day blocked, but made up for it with another 48-yarder on the team's next drive to draw the Aztecs to within one point, 7-6, at the 7:52 mark of the second quarter.

Colorado State back-up quarterback Caleb Hanie, playing for injured starter Justin Holland, then engineered a 12-play, 80-yard drive capped by a four-yard pass to Joel Dreessen to increase the Ram lead to 14-6 entering the half.

After a scoreless third, O'Connell hit Jeff Webb on a 58-yard touchdown pass on the first play of the fourth quarter and then tacked on the two-point conversion on another O'Connell pass, this time to Robert Ortiz, to knot the score at 14-14.

An interception by Reggie Grigsby set up the go-ahead Palmer field goal from 27 yards out and 5:36 left on the clock.

► **2003 MEETING IN FORT COLLINS:** Colorado State 21, San Diego State 6 | Nov. 15, 2003 | Hughes Stadium

FORT COLLINS, Colo. - With the visiting school winning each of the last five meetings, the San Diego State football team hoped history would be on its side as it traveled to Colorado State without its leading rusher and receiver.

Unfortunately for the Aztecs, the trend came to an end in 2003, as the Rams scored a pair of touchdowns in the fourth quarter to pull out a 21-6 victory in front of 29,127 at Hughes Stadium.

The day, for the most part, was a defensive struggle as both squads failed to capitalize on their scoring opportunities, combining to miss five of the game's seven field-goal attempts.

Colorado State took the early lead on the first play of the second quarter when Ben Stratton intercepted an Adam Hall pass and ran it back 35 yards for a touchdown.

SDSU would get three of those points back later in the quarter on J.C. Mejia's career long 51-yard field goal at the 12-minute mark.

The Aztecs appeared poised to get even closer, but Mejia missed a 42-yard attempt wide left as SDSU trailed 7-3 at the half, despite outgaining its opponent 207-128.

The Rams' lead was cut to one point in the third quarter when Mejia converted from 41 yards out at the 9:41 mark.

The one-point deficit, however, would be as close as the Aztecs would get as CSU's Bradlee Van Pelt threw a 67-yard touchdownpass to Eric Hill with 9:06 remaining in the game. The score was the first offensive touchdown allowed by the SDSU defense in seven quarters.

The Rams added some insurance points on a 42-yard run by Jimmy Green to give the Rams a 21-6 lead.

SDSU's final drive of the game came to an end with just a little over a minute to play when Adam Lancisero intercepted Matt Dlugolecki's pass at the Rams' 35-yard line.

► **AP POLL**

Rk	Team Record	Pts.
1.	Ohio State (65) 12-0	1,625
2.	USC 10-1	1,540
3.	Michigan 11-1	1,504
4.	Florida 11-1	1,441
5.	LSU 10-2	1,303
6.	Louisville 10-1	1,241
7.	<u>Wisconsin</u> 11-1	1,212
8.	Oklahoma 10-2	1,095
8.	Arkansas 10-2	1,095
10.	Boise State 12-0	1,044
11.	Auburn 10-2	966
12.	Notre Dame 10-2	906
13.	Rutgers 10-1	906
14.	Virginia Tech 10-2	775
15.	West Virginia 9-2	667
16.	Wake Forest 10-2	621
17.	Tennessee 9-3	542
17.	Texas 9-3	542
19.	Nebraska 9-3	405
20.	<u>Brigham Young</u> 10-2	394
21.	California 8-3	367
22.	Texas A&M 9-3	318
23.	Georgia Tech 9-3	210
24.	Hawai'i 10-2	174
25.	Boston College 9-3	91

**Others receiving votes:** Georgia 44, TCU 31, Oregon State 17, Penn State 4, South Florida 4, South Carolina 3, Maryland 3, Houston 1.

► **COACHES' POLL**

Rk	Team Record	Pts.
1.	Ohio State (63) 12-0	1,575
2.	USC 10-1	1,491
3.	Michigan 11-1	1,445
4.	Florida 11-1	1,405
5.	LSU 10-2	1,255
6.	<u>Wisconsin</u> 11-1	1,221
7.	Louisville 10-1	1,169
8.	Arkansas 10-2	1,042
9.	Boise State 12-0	1,018
10.	Oklahoma 10-2	994
11.	Auburn 10-2	985
12.	Notre Dame 10-2	928
13.	Rutgers 10-1	777
14.	Virginia Tech 10-2	744
15.	West Virginia 9-2	668
16.	Wake Forest 10-2	607
17.	Texas 9-3	596
18.	Nebraska 9-3	523
19.	Tennessee 9-3	434
20.	California 8-3	343
21.	<u>Brigham Young</u> 10-2	339
22.	Georgia Tech 9-3	259
23.	Hawai'i 10-2	203
24.	Texas A&M 9-3	202
25.	Boston College 9-3	138

**Others receiving votes:** TCU 41, Houston 19, Oregon State 16, Georgia 15, Penn State 8, Maryland 7, Clemson 6, South Carolina 2.

*Underline indicates SDSU opponent.*

**► SDSU CAREER STARTS**

OFFENSE	Consecutive	Total
Dombrowski	27	28
Robinson	19	25
Justman	11	22
Kravetz	11	21
O'Connell	2	20
Hamilton	0	20
Schilens	14	18
Bornes	1	14
Swain	3	13
Porter	6	11
Miclot	0	11
Louis	0	9
*Henderson	0	7
*Fehoko	0	6
*Kawulok	0	6
*Craft	0	5
*Spinks	0	4
*Smith	1	3
Rouser	0	3
*Mougey	0	3
*Miller	2	2
Amaral	0	2
*M. Schmidt	0	2
*Wesley	0	2
<b>TOTALS</b>		<b>258</b>

DEFENSE	Consecutive	Total
Bailes	11	38
Applewhite	23	25
Osborn	23	23
J. Martin	17	23
Maze	0	21
Baker	0	20
Grigsby	0	19
Allen	11	18
*Nwansi	11	11
Sturm	1	10
Schantz	0	9
B. Martin	7	7
*Bass	3	6
McKay	1	4
*Moore	0	3
Fifita	0	2
*James	1	1
Soto	0	1
<b>TOTALS</b>		<b>222</b>

*\* - Indicates player made first career start this season.*

**► SDSU STREAKS**

Below is a look at some active streaks for current San Diego State players.

**GAMES WITH A RECEPTION**  
Brett Swain 12

**GAMES WITH A TACKLE**  
Terrell Maze 25  
Nick Osborn 25

Aztec sophomore running back Michael Franklin, starting in relief of the injured Lynell Hamilton, had a career-best 105 yards rushing on 18 attempts.

Hall was 13-for-26 for 140 yards before leaving the game just two plays into the third quarter due to injury. Dlugolecki finished the day 10-for-22 for 97 yards, while SDSU's leading receiver Robert Ortiz had 10 catches for 88 yards.

**► SDSU-COLORADO STATE CONNECTIONS:**

San Diego State assistant coach Joe Bob Clements played defensive end for Kansas State in 1995, the year the Wildcats defeated Colorado State, 54-21, in the Holiday Bowl... Aztec tight end Matthew Kawulok has an older brother Chris who plays the same position and wears the same number for the Rams... Aztec defensive lineman Nick Osborn's older brother Martin played for Colorado State.

**HIGH SCHOOL CONNECTIONS**

Rancho Bernardo High  
DT Frederick Amano (SDSU)  
OL Nick Allotta (CSU)

Corona High  
WR George Hill (CSU)  
LB Trevor Parrington (SDSU)

Arapahoe High (Colorado)  
LB Andrew Preston (SDSU)  
DE Tommie Hill (CSU)  
K-P Jason Smith (CSU)

Heritage High (Colorado)  
P Jared Lamb (CSU)  
S Brett Sturm (SDSU)

Monarch High (Colorado)  
TE Chris Kawulok (CSU)  
TE Matthew Kawulok (SDSU)

Chaparral High (Arizona)  
QB Nick Neuenfeldt (CSU)  
QB Darren Mougey (SDSU)

Bishop Gorman High (Nevada)  
OL Mike Kravetz (SDSU)  
DB DeAngelo Wilkinson (CSU)

**COLLEGE CONNECTIONS**

UCLA  
WR Alex Ghebreselassie (SDSU)  
RB Nnamdi Ohaeri (CSU)

**A New Season**

After suffering a wrath of early-season injuries and getting off to an 0-5 start, many didn't expect much from the Aztecs during the second half of Chuck Long's first season. But the Aztecs, which have started to get some of those injured players back in the past couple of weeks, have become a handful during the past month.

San Diego State has gone 2-4 in its past six games and has had real opportunities to win four of those contests. The Aztecs have scored first and enjoyed halftime leads in four of the last six games.

In addition to the statistical improvements listed to the right, there are some other items worth noting.

► In the four games prior to the TCU and New Mexico games, San Diego State outscored its opponents 31-6 in the first quarter and 48-20 in the first half.

► San Diego State has 10 sacks and 30 tackles for loss in the last six games after recording only two sacks and 20 tackles for loss in the first five games of the season.

**Tough Start**

San Diego State has suffered through one of the most injury prone seasons in school history in 2006. That plus one of the nation's most difficult schedules to date have been significant contributing factors to the Aztecs' 2-9 season.

Below are a few of the challenges that Long and his staff have faced in their first season in San Diego.

► According to the NCAA, San Diego State has faced the 37th most difficult schedule in the nation to date. The Aztecs first 11 opponents have combined to post a 74-54 (57.8 percent) record. Of the 11 opponents SDSU has faced, six have a winning record and two are at .500.

► The San Diego State lineup is a shadow of its fall self. The Aztecs have been devastated by injuries to the point that 12 players, who running on the first team, did not start in the contest at Brigham Young and the Aztecs had 18 players out for last week's New Mexico game. Among the positions that have been devastated include tight end (top three players out for the season), quarterback (missing top two players for much of the season), and a starter at wide receiver. A total of seven offensive players who were listed as starters when suffering a significant injury have missed significant action or the entire season.

► Field position and turnovers returned for touchdowns have come in to play as well. Even though SDSU is just -7 for the season in turnovers, the Aztecs have certainly have come up on the short end of the impact turnovers. Opponents have scored five touchdowns this season on returns off turnovers and have another 43 points on scoring drives of 31 yards or less. Added with the returns for touchdowns, that gives the opposition 85 points on no drives or drives of 31 yards or less.

## Turnarounds Take Time

Although San Diego State flirted with a win on opening night against UTEP, history shows us that some of the biggest college football turnarounds take time. There may be no better place to pull some examples then from the Hayden Fry coaching tree, which has produced a stable of head coaches that went to struggling programs when they took over.

Coach	School	First Season	First Game	Season Record	1st Winning Season
Hayden Fry	Iowa	1979	Indiana - L, 26-30	5-6-0	3rd
Bill Snyder	Kansas State	1989	at Arizona State - L, 0-31	1-10-0	3rd
Barry Alvarez	Wisconsin	1990	California - L, 12-28	1-10-0	4th
Dan McCarney	Iowa State	1995	Ohio - W, 36-21	3-8	6th
Kirk Ferentz	Iowa	1999	Nebraska - L, 7-42	1-10	3rd
Mark Magino	Kansas	2002	at Iowa State - L, 3-45	2-10	4th
Mike Stoops	Arizona	2004	Northern Arizona - W, 21-3	3-8	has not occurred
Chuck Long	San Diego State	2006	UTEP - L, 27-34	2-9	

A few notes on the coaches listed above

- The seven coaches above posted 16-62 (20.5 percent) record in their first seasons at the school listed.
- None of the seven coaches above enjoyed a winning season in either their first or second campaigns at the school.
- Only two coaches were victorious in their first game (McCarney defeated Ohio and Mike Stoops defeated Northern Arizona).

The victory over UNLV guarantees Chuck Long more victories in his first season than Bill Snyder, Barry Alvarez and Kirk Ferentz. Only three of Hayden Fry's former assistants above won as many as three games in their first campaign, something Long can accomplish with a victory on Saturday.

## Can We Please Get Some Good Field Position?

One of the most amazing statistics of this season has been San Diego State's consistent disadvantage in field position. The Aztecs have been at a disadvantage in the category in all 11 games this season and in 14 consecutive games dating back to last season. Since the stat started being kept consistently in 1998, the longest consecutive streak of losing the field position battle was five games, prior to the current streak.

Through 11 games this season, the Aztecs average starting field position for their 127 drives has been their own 25.27 yard line. Meanwhile, SDSU opponent's average starting field position for their 122 drives has been the 36.43 yard line.

Now a more than 11-yard average field position discrepancy may not sound like much, but consider since the 1999 season, San Diego State is 2-24 in games when facing a 10-yard or greater disadvantage in average field position, something that has happened seven times already this season, including each of the last four games.

It is also worth noting that average starting field position counts drives only, meaning that the four touchdowns scored by the opposition's defense this season (one fumble recovery in the endzone and four interception returns for touchdowns) are not included in the statistic.

The next question becomes why has there been this big of a gap? To answer that, let's look at each game individually.

- **vs. UTEP:** San Diego State suffered from two missed field goals and two short punts to turn this stat into a negative. The Miners started two drives following misses on long field goals at their 34 and 29 yard-line and started two possessions following short punts at the UTEP 39 and the San Diego State 36 yard lines. Two interceptions also put UTEP in scoring position, allowing the Miners to start possessions on the San Diego State 28 and 41 yard lines.
- **at Wisconsin:** The seven-yard difference is the smallest of the year, and is mostly a result of SDSU's fumble in the closing moments of the game. Trailing by 14 points in the final minute, SDSU lost a fumble giving Wisconsin possession on the Aztec 13. That play in the final minute shifted the average, increased the average from 30 to 34.
- **vs. Utah:** Five turnovers hurt the cause in this game as the Utes returned two interceptions for touchdowns and started three other drives on the Aztec half of the field. The -15 margin in average field position ties for the ninth worst total in Aztec game since the beginning of the 1999 campaign.
- **at San Jose State:** A combination of factors hurt SDSU's numbers against the Spartans. First off, the Aztecs averaged just 31.0 yards per punt while the Spartans averaged 37.7 yards. Also, San Diego State's failed conversion of a fourth and seven at its own 25-yard-line in the third quarter (SDSU came up inches short), gave San Jose State possession at the Aztec 31-yard line.

## ► AZTECS IN THE NFL

The following 25 former San Diego State players were on NFL rosters as of November 28.

- Obafemi Ayanbadejo, Cardinals
- Marcus Demps, Lions\*
- Will Demps, Giants
- Heath Farwell, Vikings
- Marshall Faulk, Rams
- Akbar Gbaja-Biamila, Chargers
- Kabeer Gbaja-Biamila, Packers
- La'Roi Glover, Rams
- Robert Griffith, Cardinals
- Jasper Harvey, Eagles\*
- Johnathan Ingram, Chiefs
- Freddy Keiaho, Colts\*
- Mike Kracalik, Ravens
- Derrick Lewis, Texans
- Matt McCoy, Eagles
- Kirk Morrison, Raiders
- Kassim Osgood, Chargers
- Chris Pino, Ravens\*
- Chester Pitts, Texans
- Brian Russell, Browns
- Ephraim Salaam, Texans
- Jeff Shoate, Broncos
- Kyle Turley, Chiefs
- Marviel Underwood, Packers
- Jeff Webb, Chiefs\*

\* - member of 2005 SDSU squad

► FIELD POSITION			
Average field position comparison for San Diego State and its' opponents in 2006.			
	SDSU	Opp	+/-
UTEP	30	40	-10
at Wisconsin	27	34	-7
Utah	22	37	-15
at San Jose State	28	33	-5
at Brigham Young	20	41	-21
Air Force	21	28	-7
Cal Poly	29	34	-5
at Wyoming	24	35	-11
vs. UNLV	28	42	-14
at TCU	25	35	-10
at New Mexico	22	35	-13
<b>Season Average</b>	<b>25.27</b>	<b>36.43</b>	<b>-11.16</b>



▶ **LYNELL HAMILTON**

**SDSU Career Rushing Yards**

Pl. Name	Yards
1. Marshall Faulk	4,589
2. Larry Ned	3,562
3. Jonas Lewis	2,843
4. George Jones	2,810
5. Norm Nygaard	2,619
6. Wayne Pittman	2,389
7. Chris Hardy	2,341
8. David Turner	2,234
9. Paul Hewitt	2,056
10. <b>Lynell Hamilton</b>	<b>2,051</b>
11. Kern Carson	1,911

**SDSU 100-Yd. Rushing Games**

Pl. Name	Yards
1. Marshall Faulk	23
2. George Jones	14
3. Larry Ned	13
4. Jonas Lewis	12
5. Norm Nygaard	11
David Turner	11
7. Chris Hardy	9
8. <b>Lynell Hamilton</b>	<b>8</b>
2 others tied	8

**SDSU 200-Yd. Rushing Games**

Pl. Name	Yards
1. Marshall Faulk	7
2. George Jones	4
Larry Ned	4
4. <b>Lynell Hamilton</b>	<b>2</b>
Chris Hardy	2
Paul Hewitt	2
David Turner	2
8. 9 tied with	1

**Game-By-Game Rushing**

Year	No	Yds	TD	Avg.
2003				
EWU	23	113	2	4.9
at OSU	17	69	0	4.1
at UTEP	22	107	0	4.9
Samford	31	220	1	7.1
at UCLA	20	87	0	4.4
BYU	22	74	0	3.4
at Utah	17	49	0	2.9
UNM	18	56	1	3.1
Wyo.	40	218	0	5.5
at UNLV	24	94	0	3.9
at CSU		DNP-Injured		
AFA		DNP-Injured		

Year	No	Yds	TD	Avg.
2005				
UCLA	24	82	2	3.4
at AFA	15	65	1	4.3
at OSU	7	10	0	1.4
SJSU	19	72	1	3.8
BYU	30	161	2	5.4
at UNLV	5	14	0	2.8
at Utah		DNP-Injured		
UNM	9	28	0	3.1
TCU	7	15	0	2.1
at CSU	21	108	1	5.1
WYO	27	154	1	5.7
at Hawai'i	26	110	1	4.2

Year	No	Yds	TD	Avg.
2006				
UTEP	20	40	1	2.0
at Wisc.	11	19	0	1.7
Utah	16	53	0	3.3
at SJSU		DNP-Injured		
at BYU		DNP-Injured		
AFA		DNP-Injured		
Cal Poly	4	24	0	6.0
at Wyo.	3	9	0	3.0
UNLV		DNP-Injured		
at TCU		DNP-Injured		
at UNM		DNP-Injured		

▶ **at Brigham Young:** The 21-yard difference is the largest differential this season by six yards (Utah). The Aztecs average start was at their own 20, their worst starting point of the year, while the Cougars began their drives on their own 41, the shortest field an SDSU opponent has had to work with all season. The Cougars returned an interception for a touchdown in the second quarter, the third time an opponent has returned a pick for a score this season.

▶ **vs. Air Force:** One of the smallest differentials of the season as SDSU started on its 21 and Air Force on its 28. Although SDSU did not win the category, it was closer than most of the season due to the fact that the Aztecs enjoyed a +2 turnover margin and did not commit a turnover in the contest. That forced the Falcons to start all seven of their possessions on the Air Force side of the 50.

▶ **vs. Cal Poly:** Only a five-yard difference but it turned out to be the key stat. In the fourth quarter, Cal Poly started drives on the SDSU 39 and 23 yard lines. That led to two Mustang field goals and the 16-14 victory.

▶ **at Wyoming:** Only one drive started in the opponent territory and that came following an Aztec interception gave the Cowboys the ball at the San Diego State 33. That led to a Wyoming field goal that proved to be the difference in the game.

▶ **vs. UNLV:** The Aztecs did not start any drive in UNLV's territory. UNLV got the ball twice in SDSU's territory but missed field goals on both drives.

▶ **at TCU:** It is really amazing that the field position was not worst than 10 yards. The Aztecs had two punts blocked and only forced two TCU punts. The field position battle would have been much worse had the Aztecs not started a drive on the Frog 19 yard line following a long kickoff return in the third quarter.

▶ **at New Mexico:** The Lobos average field position in the first half was the San Diego State 49 yard line. The Aztecs had a -4 turnover margin that led to a 13-yard average disadvantage for the game.

Other alarming tidbits on the field position disadvantage:

▶ Through 11 games, San Diego State has started only four possessions on the opponent's side of the field. Meanwhile, SDSU's opposition has started 26 drives in Aztec territory. The SDSU defense has been rather impressive when its back has been against the wall, limiting the opposition to just 14 scores in those 26 possessions.

▶ SDSU opponents have scored 35 points on returns (one fumble recovery and four interception returns for touchdowns). The opponents have also cashed in on scoring 57 points on drives of 40 yards or less (touchdown drives of 26, 28, 28, 31, 36, 41 and a field goal drive of 25, 22, 18, 3, -1 yards). The result, SDSU opponents have scored 92 of their 319 points on a total of 257 yards of offense.

▶ Against San Jose State, the Aztecs snapped a string off 33 consecutive possessions without starting a drive in its opponent's side of the field. Nonetheless, for the season, San Diego State has started just four of 127 drives in plus territory, including just three of its last 115 possessions. Three of the four times SDSU has started a drive inside the opponent 50, the Aztecs have cashed in on the good position with a touchdown.

▶ Dating back to last season, the team with the better average field position has won 10 of the last 12 games.

## Henderson Making Most Of Freshman Campaign

Redshirt freshman Atiyah Henderson is making the most of his opportunities at the running back position.

Originally listed behind Doak Walker Award candidate Lynell Hamilton, Henderson was pressed into service when the junior tailback was hurt earlier this season.

He has responded by producing one of the best freshman seasons in school history and despite carrying the ball only one time in the first two games combined, is one of the national leaders in rushing yardage per game among all freshmen.

Henderson ranks fourth on the San Diego State freshman rushing chart, and needs just 81 yards to move into a third-place tie with Darin Wagner. Despite not picking up a yard in the first two games of the season, Henderson is ninth nationally among all Division I-A freshmen in rushing yards per game.

Earlier this season, Henderson produced four consecutive games with 90 or more yards rushing, including consecutive 100-yard performances against Air Force and Cal Poly.

For the season, Henderson is SDSU's leading rusher with 706 yards on 163 carries. He is averaging a team-high 4.3 yards per rush, with 60 of his 163 carries going for at least five yards. A shifty runner, Henderson has proven he can get the tough yards, picking up 33 rushing first downs.

Henderson had just a single carry through the first two games, but has rushed for 706 yards in the last nine games for an average of 78.4 yards per game.

Below is a look at this game-by-game performance to date.

Opponent	Att.	Yards	TD	Avg.	10+	5+	FD
UTEP	1	0	0	0.0	0	0	0
at Wisconsin	0	0	0	0.0	0	0	0
Utah	12	98	0	8.2	2	6	3
at San Jose State*	24	98	0	4.1	1	11	4
at BYU*	21	93	0	4.4	3	7	3
Air Force*	25	142	0	5.7	4	11	8
Cal Poly*	26	140	0	5.4	5	13	8
at Wyoming*	9	30	0	3.3	2	3	2
UNLV*	22	62	0	2.8	3	5	4
at TCU*	12	22	0	1.8	0	2	0
at New Mexico	11	21	0	1.9	0	2	1
<b>TOTALS</b>	<b>163</b>	<b>706</b>	<b>0</b>	<b>4.3</b>	<b>20</b>	<b>60</b>	<b>33</b>

\* - Indicates game started. FD - Indicates first down.

### ▶ SDSU CHARTS

Below is a look at SDSU's all-time freshman leaders in rushing yards,

Pl.	Name, Season	Yards
1.	Marshall Faulk, 1991	1,429
2.	Lynell Hamilton, 2004	1,087
3.	Darin Wagner, 1989	787
4.	▶ <b>Atiyah Henderson, 2006</b>	<b>706</b>
5.	Wayne Pittman, 1991	606
6.	Brandon Bomes, 2004	578

### ▶ NCAA LEADERS

Below is a look at the national freshmen leaders in rushing yards per game

Rk.	Name	Team	YPG
1.	P.J. Hill	Wisconsin	127.8
2.	Damion Fletcher	So. Miss.	112.7
3.	Reggie Arnold	Arkansas St.	89.7
4.	C.J. Spiller	Clemson	76.2
5.	Donald Brown II	UConn	70.4
6.	Chris Bullock	Bowling Green	69.9
7.	LaMarcus Coker	Tennessee	66.0
8.	Mike Goodson	Texas A&M	65.4
9.	▶ <b>Atiyah Henderson</b>	<b>SDSU</b>	<b>64.2</b>
10.	Javaris James	Miami (Fla.)	63.9



## Injuries Starting to Add Up

Just when it looked as if San Diego State was getting healthier, the Aztecs had 18 players out of last week's game at New Mexico, including captains Reggie Grigsby and Lynell Hamilton.

A total of seven offensive players who were listed as starters when suffering a significant injury have missed significant action or the entire season. The bug appears particularly dangerous to offensive skill players, as the Aztecs have lost its top two quarterbacks, top three tight ends, a starting receiver and a national-award candidate running back to date.

Quarterback Kevin O'Connell had missed six straight games due to ligament damage on his right thumb, suffered in the third quarter of the season-opening game against UTEP. The junior had surgery on Monday, Sept. 4, and returned to action on Nov. 4 at Wyoming. O'Connell was 4-of-6 for 94 yards and one TD coming off of the bench. Prior to his injury, O'Connell had started 18 consecutive games.

Running back Lynell Hamilton joined the group when he suffered a torn meniscus in his left knee against Utah. The junior returned to the game, but tests confirmed the tear the next day. He had surgery on Tuesday, Sept. 26, and missed three consecutive games before returning as a reserve vs. Cal Poly. Hamilton also has missed each of the last three games.

With the return of O'Connell, six players appear to still be out for the duration of the season. In addition, senior tight end Steve Schmidt, who was slated to start in place of Lance Louis and Eric Miclot, has yet to appear in a game this season due to a foot injury.

Below is a look at players who were on the two-deep when suffering significant injuries that threaten their ability to play this season.

Pos.	Player	Injury	Notes	Status
TE	*Lance Louis	knee	suffered torn ACL on April 1	Out/Indefinite
TE	*Eric Miclot	knee	suffered torn ACL in first scrimmage of spring on March 25	Out/Indefinite
QB	*Kevin O'Connell	right thumb	suffered in the third quarter of the UTEP game; surgery Sept. 4	Will play
WR	*DeMarco Sampson	foot	suffered torn ligaments in his left big toe; surgery on Aug. 21	Out/Indefinite
WR	Roberto Wallace	shoulder	has undergone shoulder surgery	Out/Indefinite
RB	*Lynell Hamilton	knee	torn meniscus in left knee suffered on Sept. 23	Out/Indefinite
QB	*Darren Mougey	shoulder	dislocated shoulder suffered in the third quarter of the SJSU game	Out/Indefinite

\* - Indicates player was a starter or listed as a probable starter at time of the injury.

## Too Young, Too Soon

The result of all the injuries is a lineup, particularly on offense, that is inexperienced. At the beginning of the season, San Diego State returned six players who had combined for 83 career starts. Right now, three (Lynell Hamilton, Eric Miclot and Kevin O'Connell) of the six players who were listed as returning starters and had accounted for 45 starts prior to the 2006 season, are either lost for the season (Miclot) or have missed extensive time due to injury.

Of the 12 starting positions on offense (12 players are listed due to multiple formations), only eight have played every game this season and only six of those players are likely to start on Saturday at their original position.

Among the backfield and wideout positions (counts tight ends), only three players remain from the six positions. In those six spots, SDSU has lost seven "starting" players (three tight ends, two quarterbacks, a wide receiver and a running back) for the season or at least a significant portion in 2006.

Below is a comparison between the projected offensive starting lineup prior to spring practice last March and the lineup SDSU is expected to field on Saturday. The middle column shows players who were listed at one point as a starter at the position, but have succumbed to injury.

It is hard to recognize Saturday's likely starting lineup as compared to the one San Diego State thought it would have last March during spring practice.

Pos.	Projected Starters in March	Players Lost Due to Injury	Probable Lineup vs. CSU
LT	Will Robinson		Will Robinson
LG	Nick Smith		Nick Smith
C	Patrick Justman		Patrick Justman
RG	Mike Schmidt		*Brandyn Dombrowski
RT	Mike Kravetz		Mike Kravetz
TE	Eric Miclot	Eric Miclot, Lance Louis, Steve Schmidt	*Robert Miller
R	Chaz Schilens		Chaz Schilens
W	Brett Swain		Brett Swain
X	Brian Spinks		*Ramal Porter
HB	Brandon Bornes		Brandon Bornes
TB	Lynell Hamilton	Lynell Hamilton	*Atiyah Henderson
QB	Kevin O'Connell	Kevin O'Connell, Darren Mougey	Kevin O'Connell

\* - indicates player is a change from original two-deep.

## The Importance of Winning the Turnover Battle

San Diego State won the turnover battle against Air Force, forcing two Falcon turnovers while playing turnover free ball for the first time this season. It marked just the second time this season the Aztecs have won the turnover battle and the first time since the season opening game against UTEP.

Last week at New Mexico, San Diego State owned a -4 turnover margin, marking the fifth consecutive game that the Aztecs did not win the turnover margin.

For the season, San Diego State is now -7 in the category, tying for 99th nationally in the category. The Aztecs rank seventh in the Mountain West Conference in the stat. SDSU is averaging -0.64 turnover margin per game.

Last season, SDSU had a positive turnover margin (+2), snapping a span of eight seasons in which SDSU failed to post



Kevin O'Connell's injury in the opener kept the junior captain on the sidelines for a while, but he has since regained his starting position in the last two outings. Below is a look at O'Connell's career game-by-game.

PASSING			
2004	A-C-I	Yds	TD
Idaho St.	14-5-1	58	1
at Mich. Nevada		DNP	DNP
at UCLA	10-7-0	46	0
at Wyo.	7-1-0	14	0
CSU	26-11-1	157	1
at UNM*	32-16-2	165	1
Utah*	43-21-2	252	2
at BYU*	47-21-2	229	1
at AFA*	32-17-1	232	2
UNLV*	25-16-0	175	1

2005			
A-C-I	Yds	TD	
UCLA*	26-19-2	204	1
at AFA*	39-24-1	227	1
at OSU*	17-12-0	159	1
SJSU*	29-23-0	271	4
BYU*	31-21-0	243	0
at UNLV*	28-14-3	106	0
at Utah*	23-17-0	219	3
UNM*	34-15-2	197	2
TCU*	46-25-2	235	1
at CSU*	24-14-0	179	2
WYO*	27-16-1	202	1
at Hawaii**	51-33-1	421	3

2006			
A-C-I	Yds	TD	
UTEP*	14-12-1	178	0
at Wyo.	6-4-0	94	1
UNLV	7-7-0	68	0
at TCU*	15-6-1	53	0
at UNM*	40-23-3	272	2

RUSHING				
2004	No	Yds	TD	Avg.
Idaho St.	7	54	0	7.7
at Mich. Nevada			DNP	DNP
at UCLA	1	6	0	6.0
at Wyo.	4	15	0	3.8
CSU	6	42	0	7.0
at UNM*	13	-13	0	-1.0
Utah*	12	34	1	2.8
at BYU*	15	101	0	6.7
at AFA*	8	82	0	10.3
UNLV*	7	26	0	3.7

2005				
No	Yds	TD	Avg.	
UCLA*	15	50	0	3.3
at AFA*	11	52	1	4.7
at OSU*	8	-9	0	-1.1
SJSU*	23	49	0	2.1
BYU*	7	27	1	3.9
at UNLV*	17	-16	0	-0.9
at Utah*	9	88	1	9.8
UNM*	11	37	0	3.4
TCU*	17	75	1	2.9
at CSU*	9	41	0	4.6
WYO*	7	23	0	3.3
at Hawaii**	6	11	1	1.8

2006				
No	Yds	TD	Avg.	
UTEP*	9	25	0	2.8
at Wyo.	1	-3	0	-3.0
UNLV	6	14	1	2.3
at TCU*	7	-5	0	-0.7
at UNM*	12	56	0	4.7

\* - game started

► **AZTEC DEFENSE IN THE RECORD BOOKS**

**SDSU Career Pass Break-Ups**

Name	PBUs
1. Eric Lewis	37
2. Ricky Sharpe	34
Mario Mitchell	34
4. Donny Baker	31
5. Jeff Shoate	29
Marlon Andrews	29
Mike Fox	29
8. Ricky Parker	26
Gary Taylor	26
10. Clarence Nunn	25

**SDSU Career Fumble Recoveries**

Name	FR
1. Kirk Morrison	10
2. Kevin Mitchell	7
3. Lou Foster	6
Thomas Carter	6
5. Lyndon Earley	5
Brad Hicks	5
Steve Lauter	5
Rick Carusa	5
Bob Epps	5
10. Antwan Applewhite	4
Nine others tied with	4

► **AZTEC CAPTAINS**

**Season Captains**

-Offense: Lynell Hamilton, Jr., RB; Kevin O'Connell, Jr., QB  
 -Defense: Reggie Grigsby, Sr., S; Joe Martin, Sr., LB

**Special Teams Game Captains**

-vs. UTEP: Garrett Palmer, Jr., K  
 -at Wisconsin: None  
 -vs. Utah: Brett Sturm, Sr., S  
 -vs. Air Force: Freddy Dunkle, Jr., LB  
 -vs. Cal Poly: None  
 -at Wyoming: Nick Sandford, Fr.-RS, S  
 -vs. UNLV: None  
 -at TCU: None  
 -at New Mexico: None

a turnover advantage (seven seasons with a disadvantage, while in 1998 turnovers were even).

The importance of winning the turnover margin can be found in the box to the right. The Aztecs nearly double their chances at getting a win when owning at least a +1 advantage in the turnover column. In fact, since 1986, the Aztecs win 78.2 percent of the time when owning at least a +2 advantage in the category. Likewise the Aztecs own just a 23.7 winning percentage when losing the battle by two turnovers or more over the same time period.

**Defense Better Than Numbers Indicate**

Although the national numbers are not overly kind to the Aztec defense, the 2006 edition of the Dark Side has generally played well. The unit has frequently been placed in difficult situations, with 26 of the 122 opponent possessions starting in Aztec territory. The defense has responded by allowing just 14 scores in those 26 opportunities.

Other numbers that come to the defense of the defense:

- SDSU opponents have scored 35 points on returns (one fumble recovery and four interception returns for touchdowns). The opponents have also cashed in on scoring 57 points on drives of 40 yards or less (touchdown drives of 26, 28, 28, 31, 36, 41 and a field goal drive of 25, 22, 18, 3, -1 yards). The result, SDSU opponents have scored 92 of their 319 points on a total of 257 yards of offense.
- The Aztec defense did quite a number on Air Force, allowing the Falcons a season-low 12 points and forcing two turnovers in seven possessions.
- San Diego State allowed an un-Aztec like 419 yards of total offense against the Cougars. Of that total, 144 yards came on four plays. That means Brigham Young netted 275 yards on the other 49 offensive plays. The Aztecs defense also recorded an interception, a forced fumble and a tackle for a loss.
- In the win over UNLV, the Aztec defense really came through defending the red zone. Of the Rebels' five opportunities to score inside the red zone, they only scored one touchdown.
- SDSU defensive coordinator Bob Elliott's squad has also buckled down in the red zone. Of the opponents' 50 trips inside the Aztec 20, SDSU has allowed just 195 points. Only 66 percent of the time have opponents walked away with any points, as San Diego State has forced seven turnovers and held on downs on two other occasions.

**Don't Call it a Comeback**

Prior to the season, many people questioned how good the Aztecs offensive line would be. With only one senior in the lineup on opening day, many people thought that it would be a long season for the Aztecs up front.

But the group that had been questioned throughout the campaign has put together a pretty impressive month. Against Utah, San Diego State rushed for 204 yards on 45 carries and followed that up by helping redshirt freshman Atiyah Henderson rushed for 98 yards en route to a 163-yard rushing effort for the Aztecs against San Jose State. At Brigham Young, Henderson rushed for 93 yards on 21 carries, marking his third consecutive 90-plus yard game. Against the Falcons, that trend continued against Air Force, as the Aztecs rushed for 151 yards, including a season high 142 yards for Henderson. Against Cal Poly, the Florida native rushed for 140 yards on a career-high 26 carries.

In the last eight games, the Aztec offensive line has helped SDSU compile 1,020 yards on the ground for an average of 127.5 yards per game.

**Kevin Craft Making the Most of His Opportunity**

With the injuries to Kevin O'Connell and Darren Mougey, redshirt freshman Kevin Craft started the five of the last seven games. Craft has seen action in eight straight contests - the only games he has played in his career - and is 69-for-121 with four touchdowns and 737 yards.

He became the Aztecs' third different starting quarterback in 11 games this season. That marks the first time San Diego State has started three different quarterbacks in the same season since 1997, when Kevin McKechine, Spencer Brinton and Mike Smith started at the position.

Craft is the son of Tom Craft, who was quarterback for the Aztecs in 1975-76 and served as head coach from 2002-05. Tom Craft helped lead San Diego State to an 18-4 record in his two seasons, going 95-of-137 (69.3 percent), for 1,018 yards and four touchdowns (he also rushed for two scores). He led SDSU to a 10-1 record in 1976 as a starter his senior season. He also posted one of the most impressive debuts in Aztec history, going 16-for-20 for 116 yards with one touchdown and no interceptions in his first career start against Cal State Fullerton on Oct. 23, 1976 (a 27-14 SDSU win).

Below is a look at how the past 11 Aztec quarterback starters, including Darren Mougey and Kevin Craft, have fared in their first career starts.

**Experience Prior to First Start**

Name (Year)	Cl.	GP	Att.	First Start	Outcome	Att. Comp.	Int.	Yds.	TD	Rush	Yds
Billy Blanton ('94)	So.	8	42	New Mexico	W, 20-13	24	14	0	193	1	

► **TURNOVER MARGIN**

San Diego State is 43-12 since 1986 when owning a +2 turnover margin or better. The Aztecs are 13-43-1 when posting a -2 or worse number in the category. Below is the win-loss breakdown by turnover margin.

	Since		Pct.
	2006	1986	
Plus 7		1-0	100.0
Plus 6		0-0	
Plus 5		2-0	100.0
Plus 4		12-1	92.3
Plus 3		12-4	75.0
Plus 2	1-0	16-7	69.6
Plus 1	0-1	24-14-2	62.5
Even	1-3	15-28	34.9
Minus 1	0-3	16-32	33.3
Minus 2		8-21	27.6
Minus 3	0-1	3-10	23.1
Minus 4	0-1	2-9-1	20.8
Minus 5		0-3	0.0
Minus 6		0-0	
Minus 7		0-1	0.0

► The Aztec defense did quite a number on Air Force, allowing the Falcons a season-low 12 points and forcing two turnovers in seven possessions.

► San Diego State allowed an un-Aztec like 419 yards of total offense against the Cougars. Of that total, 144 yards came on four plays. That means Brigham Young netted 275 yards on the other 49 offensive plays. The Aztecs defense also recorded an interception, a forced fumble and a tackle for a loss.

► In the win over UNLV, the Aztec defense really came through defending the red zone. Of the Rebels' five opportunities to score inside the red zone, they only scored one touchdown.

► SDSU defensive coordinator Bob Elliott's squad has also buckled down in the red zone. Of the opponents' 50 trips inside the Aztec 20, SDSU has allowed just 195 points. Only 66 percent of the time have opponents walked away with any points, as San Diego State has forced seven turnovers and held on downs on two other occasions.

► **O-LINE IMPROVING**

Below is a look at SDSU's game-by-game numbers in several statistical categories.

Opp	Rush	YPR	SA
UTEP	109	2.4	3
at Wisconsin	13	0.5	5
Utah	204	4.5	2
at San Jose St.	163	4.2	0
at Brigham Young	141	3.7	2
Air Force	151	5.0	0
Cal Poly	149	3.6	4
at Wyoming	40	2.0	3
UNLV	141	3.0	0
at TCU	31	1.3	2
at New Mexico	104	3.4	4

*Rush - SDSU rushing yards; YPR - SDSU yards per rush; SA - sacks allowed*

Kevin McKechnie ('97)	Sr.	10	33	Navy	W, 45-31	20	16	1	371	4	6	15
Mike Smith ('97)	Jr.	1	1	UNLV	ot-W, 20-17	7	2	0	29	0		
Spencer Brinton ('97)	Fr.	1	16	at Hawai'i	W, 10-3	30	13	0	173	1		
Brian Russell ('98)	So.	1	4	Arizona	L, 16-35	32	12	3	167	1	6	36
Jack Hawley ('99)	Jr.	2	34	at USC	L, 21-24	32	16	4	170	1	11	39
Lon Sheriff ('00)	So.	5	29	at Arizona	L, 3-17	29	15	1	124	0	6	-20
Adam Hall ('01)	So.	3	18	at UNLV	L, 3-31	15	7	0	70	0	4	-20
Matt Dlugolecki ('03)	So.	1	19	at Ohio State	L, 13-16	39	23	2	189	1	4	-19
Kevin O'Connell ('04)	Fr.	6	57	at New Mexico	L, 9-19	32	16	2	165	1	13	-13
Darren Mougey ('06)	So.	7	42	at Wisconsin	L, 0-14	27	15	0	102	0	11	-12
Kevin Craft ('06)	Fr.	2	8	at BYU	L, 17-47	32	29	1	216	0	5	2

Notes on recent first time QB starters:

- ▶ Craft's 216-yard passing performance was the first time an Aztec passed for more than 200 yards in his first start since Kevin McKechnie in the 1997 season opener.
- ▶ San Diego State has lost eight consecutive times in quarterback's first starts.
- ▶ Craft's first start at Brigham Young marked the seventh consecutive time an Aztec signal-caller has made his debut start on the road.

As impressive as Craft's debut was, his encore gave Aztec fans reason to cheer. The freshman was 12-of-19 for 133 yards and a touchdown against Air Force. He did not throw an interception and led the Aztecs to their first turnover free game of the season. Most impressive, with San Diego State trailing 12-10 with 3:06 to play in the fourth quarter, he engineered a 58-yard drive that resulted in the game-winning field goal.

Craft completed at least 60 percent of his passes in three of his starts and threw just three interceptions in his 91 pass attempts as a starting quarterback.

### Brandon Bornes Breaks the 1,000-Yard Mark

Junior running back Brandon Bornes broke the 1,000-yard rushing mark for his career with a three-yard rush in the second quarter at BYU.

SDSU's primary back in 2004, when Lynell Hamilton was sidelined with an injury, Bornes now has 1,141 rushing yards on 278 carries. The junior also has 10 career rushing touchdowns to his credit.

For the season, Bornes, who is the only Aztec back to have a carry in every game this season, has rushed 53 times for 194 yards.

That may sound like modest numbers, but take in to consideration that 16 of his 53 carries have resulted in a first down for SDSU. He also has 19 carries for five or more yards.

BORNES TOTALS				
Season	Att.	Yds.	TD	YPC
2004	133	578	6	4.3
2005	92	369	2	4.0
2006	53	194	2	3.7
<b>TOTALS</b>	<b>278</b>	<b>1,141</b>	<b>10</b>	<b>4.1</b>

### Offensive Notes

- ▶ Three Aztec running backs have logged at least two career 100-yard rushing games. All three did so for the first time in their first year of collegiate competition, including Atiyah Henderson, who ran for 142 yards versus Air Force and 140 vs. Cal Poly in 2006.
- ▶ SDSU has scored on 15 of its 22 trips to the red zone this season, notching 10 touchdowns and five field goals. Last season, SDSU converted 38-of-44 red zone opportunities (27 TDs, 11 field goals), scoring 86.4 percent of the time.
- ▶ SDSU did not have a turnover in the win over Air Force, the first time the Aztecs turned the trick since the 2005 victory at Utah ... SDSU has not had a turnover in each of its last two home contests with Air Force ... The Aztecs are now 25-14-2 since 1986 when owning exactly a +1 turnover margin and are 67-26-2 since 1986 when possessing a positive turnover margin.
- ▶ A total of 10 Aztecs have started their first career games on the offensive side of the ball so far this season ... Nine offensive players have seen their first career action in 2006.
- ▶ Lynell Hamilton (2,051) and Brandon Bornes (1,112) both reached career rushing milestones in 2006 ... SDSU has put together a trio of 15-play scoring drives this season with one lasting 5:35 (UNLV), and the others going for 7:33 (Utah) and 8:31 (SJSU) ... Of SDSU's 127 possessions in 2006, only three have started in its opponent's territory.

### Defensive Notes

- ▶ The Aztecs are second in the MWC in red zone defense, as opponents have scored on just 33 of their 50 trips. The Aztec defense has forced five fumbles, logged two INTs and caused an opponent to turn the ball over on downs twice (also seven missed FGs, end of game at Wisconsin).
- ▶ The SDSU defense has given up only 201 points (18.3/g) when opponents start their scoring drive on their own side of the field ... Aztec opponents have started a drive in SDSU territory 26 times thus far in 2006.
- ▶ SDSU has held an opponent scoreless in the first half of a game three times (vs. UNLV, Air Force and at Wisconsin)... Prior to this season, the last time the Aztecs did not allow an opponent to score in the first half was 2004 vs. Idaho St. ... Opponents have failed to score in the first quarter three times in 2006.
- ▶ Five Aztec opponents in 2006 have had less than 100 yards passing, including Wisconsin (85 yards), Air Force (47 yards), Cal Poly (80 yards), Wyoming (97 yards) and New Mexico (87 yards) ... The Falcons' 47 yards passing are the

### ▶ SDSU HONORS

**Antwan Applewhite**  
 -2006 Bronko Nagurski Trophy Watch List (top defensive player)  
 - 2006 Ted Hendricks Award Watch List (top defensive end)  
 - 2006 Pre-Season All-Mountain West Conference  
 -Preseason First Team All-Conference  
 (Collegefootballnews.com)

**Jonathan Bailes**  
 -Preseason Second Team All-Conference  
 (Collegefootballnews.com)

**Ray Bass**  
 -MWC Defensive Player of the Week (11/13)

**Lynell Hamilton**  
 -2006 Maxwell Award Watch List (college player of the year)  
 -Preseason First Team All-Conference  
 (Collegefootballnews.com)

**Michael Hughes**  
 -2006 Second Team Preseason All-American (Phil Steele's College Football Preview)  
 -Preseason Second Team All-Conference  
 (Collegefootballnews.com)  
 -2006 Ray Guy Award Watch List (top punter)

**Patrick Justman**  
 -2006 Draddy Trophy Semifinalist (academics)  
 -National Football Foundation's 2006 National Scholar-Athlete Awards candidate  
 -ESPN The Magazine Academic All-District VIII

**Joe Martin**  
 -Preseason All-Conference (*The Sporting News*)  
 -MWC Defensive Player of the Week (10/23)

**Terrell Maze**  
 -Preseason First Team All-Conference  
 (Collegefootballnews.com)

**Garrett Palmer**  
 -MWC Special Teams Player of the Week (10/23)

**Chaz Schilens**  
 -Preseason Second Team All-Conference  
 (Collegefootballnews.com)

### ► AZTEC DEFENSE IN THE RECORD BOOKS

#### SDSU Career Pass Break-Ups

Name	PBUs
1. Eric Lewis	37
2. Ricky Sharpe	34
Mario Mitchell	34
4. Donny Baker	31
5. Jeff Shoate	29
Marlon Andrews	29
Mike Fox	29
8. Ricky Parker	26
Gary Taylor	26
10. Clarence Nunn	25

#### SDSU Career Fumble Recoveries

Name	FR
1. Kirk Morrison	10
2. Kevin Mitchell	7
3. Lou Foster	6
Thomas Carter	6
5. Lyndon Earley	5
Brad Hicks	5
Steve Lauter	5
Rick Carusa	5
Bob Epps	5
10. Antwan Applewhite	4
Nine others tied with	4

### ► AZTEC CAPTAINS

#### Season Captains

-Offense: Lynell Hamilton, Jr., RB;  
Kevin O'Connell, Jr., QB  
-Defense: Reggie Grigsby, Sr., S;  
Joe Martin, Sr., LB

#### Special Teams Game Captains

-vs. UTEP: Garrett Palmer, Jr., K  
-at Wisconsin: None  
-vs. Utah: Brett Sturm, Sr., S  
-vs. Air Force: Freddy Dunkle, Jr., LB  
-vs. Cal Poly: None  
-at Wyoming: Nick Sandford, Fr.-RS, S  
-vs. UNLV: None  
-at TCU: None

fewest by an SDSU opponent since North Carolina threw for only 33 yards in the 1998 Las Vegas Bowl ... The 47 yards are the fewest in the regular season game since the Falcons had 46 in 1993.

► SDSU had four interceptions against UTEP, the team's most in a single game since 2002, when the Aztecs had four against Colorado State on Nov. 16. Donny Baker had two of the team's four INTs, marking the first time an SDSU player has had two picks in one outing since 2004.

► SDSU limited UTEP to just 30 yards rushing, the fewest the Aztecs have allowed in a game since 2001, when Eastern Illinois had just 27 yards on the ground in a 40-7 SDSU victory ... Since 2003, SDSU has held its opponent to under 100 yards rushing in a game 11 times.

► Tackle Ornan Nwansi, cornerbacks Aaron Moore and Scott James and safety Ray Bass have made their first career starts on the defensive side of the ball thus far in 2006.

## Special Teams Notes

► The Aztecs brought back three of its starters on special teams in punter Michael Hughes, place-kicker Garrett Palmer and long snapper Tyler Schmitt. All three are juniors and are in their third seasons as starters.

► Hughes was a second team all-Mountain West Conference selection and an honorable mention All-American by *College Football News* in 2005. He tied for eighth nationally and was second in the conference in punting with a 44.8 average, despite playing most of his games at sea-level. The Moreno Valley, Calif., native improved his punting average by almost seven yards from 2004, and booted 15 balls for 50 or more yards. Hughes also dropped 19 of his 67 punts inside the 20-yard line, a year ago. This year, he was named to the Ray Guy Award Watch List. He has missed the last two games due to injury and is currently third in school history in career punts (153) and yardage (6,373).

► Palmer, a MWC honorable mention pick, converted on all but two of his 17 field-goal opportunities in 2005. He was perfect from 29 yards or less and missed just one from 40 or more yards out. For his career, Palmer is 31-for-51 and has been named the conference player of the week on two occasions. He is fourth in school history in career FGs (34) and eighth in field-goal percentage (.667). Entering the season finale, he has made 52 straight extra-point attempts, dating back to the Ohio State game in 2005.

► Schmitt has played in every game since coming to San Diego State as a true freshman, bringing a streak of 34 games into this Saturday's game with Colorado State.

## Image is Everything

San Diego State is sporting new "throwback" style uniforms this season. As part of its five-year deal with Nike, the Aztecs are sporting unis reminiscent of the late 1980s and early 1990s that were worn during the Marshall Faulk era.

The Aztecs will wear black jerseys at home and white jerseys on the road with white, red and black piping around the neck and both shoulders. San Diego State is printed above the numbers on front of the jerseys and the players names are on back. The Aztecs will wear black pants, both home and away, with red, white and black trim down both sides.

The helmet is complete new this season. The Aztec lid is painted with eight coats of "candy scarlet" red. The "Aztecs" word mark (which includes the A shield logo) is arched on both sides of the helmet.

This season, the Aztecs have added the Prisoner of War emblem to the back of the helmet to pay tribute to the military community in Southern California.

## A Quartet Of Captains

San Diego State senior safety Reggie Grigsby, junior running back Lynell Hamilton, senior linebacker Joe Martin and junior quarterback Kevin O'Connell were named captains for the Aztec football team for the 2006 season. The four players were elected by their teammates and were introduced by SDSU head coach Chuck Long before the annual Family Day scrimmage at Qualcomm Stadium on Aug. 19.

► **CHUCK LONG FILE**

**Birthdate**  
February 18, 1963

**Hometown**  
Wheaton, Ill.

**High School**  
Wheaton North

**Alma Mater**  
Iowa

**Family**  
Wife, Lisa, and children, Lindsay, Samantha, Nathan, Zachary and Maddy

**Playing Career**

1981-85  
Iowa

1986-89, 1991-94  
Detroit Lions

1990  
Los Angeles Rams

**Coaching Career**

2006  
San Diego State  
*Head Coach*

1999-2005  
Oklahoma  
*Offensive Coordinator/Quarterbacks (2002-05)  
Quarterbacks/Passing Game Coordinator (1999-2001)*

1995-99  
Iowa  
*Quarterbacks/Special Teams (1998-99)  
Defensive Backs/Special Teams (1995-97)*

*"(Long) will be a great head coach. He has experience coaching on both sides of the ball. He has always been a great leader and a winner. San Diego State made an absolute great choice."  
- Hall of Fame coach Hayden Fry*

# Chuck Long

**Coaching Experience**

- Hired as the 16th head football coach in San Diego State history on December 17, 2005.
- Has a national championship ring, five top-six finishes in the national polls and nine appearances in bowl games as products of an impressive 11 seasons as a collegiate assistant coach.
- Worked on the staffs of College Football Hall of Fame member Hayden Fry and national coach of the year Kirk Ferentz at Iowa, as well as two-time national coach of the year Bob Stoops at Oklahoma.
- Spent the last six seasons at Oklahoma, with the last four as the offensive coordinator and quarterbacks coach. Was an integral part of the Sooners' success, helping guide Oklahoma to a 67-11 record since 2000 and berths in six consecutive bowl games.
- Since he arrived in Norman in December of 1999, the Sooners won a national title (2000), three Big 12 championships (2000, 2002, 2004) and four Big 12 South Division titles (2000, 2002, 2003, 2004).
- Coached three Oklahoma players who finished in the top three of the Heisman balloting, including 2003 Heisman recipient quarterback Jason White.
- At Oklahoma, had eight offensive players who earned All-America accolades and 17 players who earned first-team all-conference honors.
- As a member of the Sooner staff, his players won a Heisman Trophy, Maxwell Memorial Award (college player of the year), Walter Camp Trophy (college player of the year), two Davey O'Brien Awards (outstanding quarterback), Outland Trophy (outstanding interior lineman), Unitas Award (outstanding senior quarterback), two *Associated Press* Player of the Year awards, two *The Sporting News* Player of the Year honors and a *CBS* Player of the Year accolade.
- A 2004 finalist for the Broyles Award for the nation's top assistant coach. Oklahoma completed an undefeated regular season and played for the national championship.
- The 2004 Oklahoma offense produced the first player tandem in NCAA history to post 35 touchdowns passing and 1,800 yards rushing (Jason White and Adrian Peterson).
- As Oklahoma's offensive coordinator, the Sooners set a Big 12 Conference record by averaging 51.5 points per game and ranked third nationally in scoring offense in 2003.
- Coaching career began at his alma mater, when he was hired by his former college coach Hayden Fry as a secondary and special teams coach in 1995.
- Iowa led the nation in interceptions returned for touchdowns (four) in 1995, while the 1997 squad led the Big Ten in interceptions (22).

**Playing Experience**

- A four-year starter and consensus All-America quarterback at the University of Iowa from 1981-85.
- Guided Iowa to bowl games in each of his seasons as a starter, including a Rose Bowl berth in 1986.
- He played in five bowl games while at Iowa.
- Led the Hawkeyes to the 1985 Big Ten championship and was a member of the 1981 conference-winning squad.
- Became the first player in Big Ten history to surpass 10,000 yards passing and still holds Hawkeye career records for passing yards (10,461), touchdowns (74) and completion percentage (65.0).
- As a senior in 1985, led Iowa to a No. 1 national ranking and in so doing, earned the Maxwell and Davey O'Brien Awards. Was the Big Ten Male Athlete and football player of the year.
- Runner-up to Auburn's Bo Jackson for the Heisman Trophy in the closest finish in the history of the award in 1985.

Head Coach ♦ First Season ♦ Iowa, 1985



► **LONG TIDBITS**

Long was beaten out as the quarterback on his seventh and eighth grade teams. He played at wide receiver during that time.

Did not play varsity quarterback until the 11th grade (played jv prior to that).

In high school, he played as an option quarterback and averaged just five pass attempts a game.

Did not get his first recruiting call until December of his senior year. The first person to call him? Iowa assistant coach Bill Snyder.

He was offered three football scholarships: Northwestern, Northern Illinois and Iowa.

He thought he was going to get drafted by the San Diego Chargers with the 13th overall pick. Detroit, which held the 12th pick, selected him instead.

## CHUCK LONG'S ASSISTANT COACHING LEDGER

Season	School	Position	Head Coach	Record	Bowl	F. Rk.
1995	Iowa	Secondary/Special Teams	Hayden Fry	8-4 (.667)	Sun	23/22
1996	Iowa	Secondary/Special Teams	Hayden Fry	9-3 (.750)	Alamo	18/18
1997	Iowa	Secondary/Special Teams	Hayden Fry	7-5 (.583)	Sun	
1998	Iowa	Quarterbacks/Special Teams	Hayden Fry	3-8 (.273)		
1999	Iowa	Quarterbacks/Special Teams	Kirk Ferentz	1-10 (.091)		
1999	Oklahoma	QBs/Passing Game Coordinator	Bob Stoops	0-1 (.000)	Independence	
2000	Oklahoma	QBs/Passing Game Coordinator	Bob Stoops	13-0 (1.000)	Orange	1/1
2001	Oklahoma	QBs/Passing Game Coordinator	Bob Stoops	11-2 (.846)	Cotton	6/6
2002	Oklahoma	Offensive Coordinator/QBs	Bob Stoops	12-2 (.857)	Rose	5/5
2003	Oklahoma	Offensive Coordinator/QBs	Bob Stoops	12-2 (.857)	Sugar	3/3
2004	Oklahoma	Offensive Coordinator/QBs	Bob Stoops	12-1 (.923)	Orange	3/3
2005	Oklahoma	Offensive Coordinator/QBs	Bob Stoops	7-4 (.636)*	Holiday	22/22
<b>Totals</b>				<b>95-42 (.693)</b>		

*Nine Bowl Games - Seven Top 25, Five Top-Six Finishes - Member of 2000 National Championship Staff*

*Final Rankings = Associated Press/Coaches Poll*

*\*Does not include Oklahoma's Holiday Bowl victory*

2006 San Diego State Football Game Recaps

**GAME 1** *Aug. 31 ♦ Qualcomm Stadium (34,723)*  
**vs. UTEP**

SAN DIEGO - San Diego State scored 21 consecutive points during a 7:42 stretch in the second half, but the dramatic rally fell just short, as the Aztecs dropped their season opener to UTEP, 34-27.

SDSU trailed 27-3 midway through the third quarter, but struck for three rushing touchdowns to pull to within 27-24 with 10:44 remaining in the game. The Aztecs got the ball back, but turned the ball over on an interception that led to a Miner touchdown. San Diego State later added a field goal with 1:59 to play to cut the deficit to 34-27, but was unable to recover the ensuing outside kickoff.

San Diego State had dramatic advantages in several statistical categories, including first downs (22-12), rushing yards (109-30), passing yards (275-213), total offense (384-243), time of possession (37:32-22:28) and held a +1 turnover margin. Nonetheless, the Aztecs were unable to overcome a 10-yard disadvantage in average field position.

Despite the loss, several Aztecs had outstanding debuts to the season. Sophomore quarterback Darren Mougey entered the game in the third quarter following an injury to starter Kevin O'Connell and sparked the Aztec rally. He ended the game 12-for-16 for 178 yards through the air and added a game-high 41 yards rushing and two touchdowns on 13 carries. Junior running back Lynell Hamilton carried 20 times for a tough 40 yards. Despite being contained most of the night, Hamilton rushed for 23 yards in the fourth quarter and posted career highs with six catches for 64 yards.

Defensively, the Aztecs limited the Miners to 243 yards, while enticing quarterback Jordan Palmer into four interceptions. The Miners scored 21 of their points on drives that totaled 77 yards (36, 41 and 0). The defense, meanwhile, held UTEP to just 12 first downs and 30 yards rushing on the night. Senior defensive back Donny Baker intercepted two passes and was credited with two break ups. Sophomore linebacker Andrew Schantz and senior captain Joe Martin were credited with six tackles apiece.

	1	2	3	4	Total
UTEP	0	14	13	7	- 43
San Diego State	3	0	7	17	- 27

- SD - Palmer 46-yd FG - 10 plays, 52 yards, 4:46 (6:33, 1st)
- UTEP - Hunt 13-yd pass from Palmer (Schneider kick) - 4 plays, 71 yards, 1:11 (11:50, 2nd)
- UTEP - Thomas 5-yd run (Schneider kick) - 3 plays, 36 yards, 1:13 (7:50, 2nd)
- UTEP - Higgins 11-yd pass from Palmer (kick failed) - 9 plays, 41 yards, 2:35 (10:01, 3rd)
- UTEP - Auelua fumble recovery in end zone (Schneider kick) - (8:29, 3rd).
- SD - Mougey 1-yd run (Palmer kick) - 13 plays, 80 yards, 5:03 (3:26, 3rd).
- SD - Mougey 14-yd run (Palmer kick) - 5 plays, 62 yards, 2:15 (14:56, 4th).
- SD - Hamilton 1-yd run (Palmer kick) - 6 plays, 26 yards, 2:56 (10:44, 4th).
- UTEP - Sears 7-yd pass from Palmer (kick failed) - 5 plays, 28 yards, 2:48 (4:38, 4th)
- SD - Palmer 35-yd FG - 8 plays, 65 yards, 2:39 (1:59, 4th)

**INDIVIDUAL STATS**

**Rushing (Atts.-Yards-TDs):** SDSU: Mougey 13-41-2; Hamilton 20-40-1; O'Connell 9-25; Campbell 1-4; Henderson 1-0; Bornes 1-(-3). UTEP: Thomas 17-24-1; Sam 1-7; Palmer 1-(-1).  
**Passing (Att.-Comp.-Int., Yards, TDs):** SDSU: Mougey 16-12-1, 178, 0; O'Connell 14-12-1, 97, 0. UTEP: Palmer 29-20-4, 213, 3.  
**Receiving (No.-Yards-TDs):** SDSU: Schilens 6-67; Hamilton 6-64; Swain 5-64; Spinks 3-40; Wesley 2-5; Kawaulok 1-23; Amaral 1-12. UTEP: Higgins 7-90-1; Thomas 4-17; Robinson 2-42; West 2-29; Hunt 2-18-1; Sears 2-13-1; Sutton 1-4.

TEAM STATS	UTEP	SDSU
First Downs	12	22
Rushes-Yards	19-30	46-109
Passing Yards	213	275
C-A-I	20-29-4	24-30-2
Total Offense	243	384
Fumbles-Lost	1-0	4-1
Penalties-Yards	0-0	5-39
Possession Time	22:28	37:32
Turnovers	4	3
Average Field Pos.	40	30

**GAME 2** *Sept. 16 ♦ Camp Randall Stadium (81,090)*  
**at Wisconsin**

MADISON, Wis. - Wisconsin running back P.J. Hill rumbled 53 yards for a touchdown mid-way through the third quarter to notch the game's first score, as the Badgers went on to defeat the visiting San Diego State Aztecs, 14-0, in front of 81,090 fans at Camp Randall Stadium.

SDSU, traveling to Big Ten Country for the fourth consecutive season, showed that it could once again hang with a school in one of the nation's top conferences, but after an impressive showing, came up short in the win column.

Defense was the story of the day on both sides of the ball. The offenses struggled to combine for just 224 yards of total offense in the first half.

The Aztecs advanced into Badger territory on their first two possessions, putting together a 10-play drive and a seven-play effort, which was extended by a successful fake punt. SDSU, however, failed to get past the Wisconsin 37-yard line.

The Badgers' offense, meanwhile, did not cross midfield until the second quarter with the help of a 32-yard run by Hill. Wisconsin had a first down at the SDSU 14-yard line, but the Aztec defense held firm on fourth and three from the seven-yard line, stuffing Hill at the line of scrimmage for a gain of just one.

Neither side entered the locker room with any points, the first time Wisconsin had been shutout in the first half since 1995.

The game continued on its defensive slant into the third quarter when SDSU pushed back another Wisconsin scoring opportunity in the red-zone. On a first down from the 13-yard line, Aztec senior Jonathan Bailes hit a scrambling Badger quarterback John Stocco from behind, causing him to fumble the ball, which was recovered by SDSU's Ornan Nwansi.

The Badgers finally broke the stalemate with the help of a 15-yard SDSU personal foul penalty on their next possession, as Hill broke a number of tackles and ran 53 yards on the first play to put his team up, 7-0.

Wisconsin tacked on another TD on a six-yard pass from Stocco to Paul Hubbard in the fourth quarter to escape with the 14-0 victory.

SDSU's best scoring opportunity of the second half came following a missed 55-yard Wisconsin field goal, but an incomplete pass and a sack on third down, stopped the Aztec drive at the Badger 37-yard line.

San Diego State's defense, despite giving up the two second-half scores, limited Wisconsin to just 85 yards through the air, 0-for-3 on fourth down and 1-for-4 in the red-zone. Linebacker Russell Allen recorded a team-best nine tackles, while Bailes had six stops, including two behind the line of scrimmage, and the forced fumble.

Aztec quarterback Darren Mougey was limited to just 102 yards through the air in his first career start, while running back Lynell Hamilton had only 19 yards on 11 carries.

	1	2	3	4	Total
San Diego St.	0	0	0	0	- 0
Wisconsin	0	0	7	7	- 14

- WIS - Hill 53-yd run (Melhaff kick) - 1 play, 53 yards, 0:22 (6:49, 3rd)
- WIS - Hubbard 6-yd pass from Stocco (Melhaff kick) - 7 plays, 72 yards, 3:59 (7:06, 4th)

**INDIVIDUAL STATS**

**Rushing (Atts.-Yards-TDs):** SDSU: Hamilton 11-19; Sturm 1-12; Bornes 1-3; Swain 1-0; Team 1-(-9); Mougey 11-(-12). UW: Hill 26-184-1; Rowan 6-79; Smith 7-21; Anderson 2-9; Team 1-(-1); Stocco 3-(-5).  
**Passing (Att.-Comp.-Int., Yards, TDs):** SDSU: Mougey 27-15-0, 102; UW: Stocco 23-12-0, 85, 1.  
**Receiving (No.-Yards-TDs):** SDSU: Hamilton 6-26; Swain 5-33; Schilens 2-28; Spinks 2-15. UW: Hubbard 3-18-1; Hill 3-8; Rentmeester 2-14; Swan 2-13; Beckum 1-21; Crooks 1-11.

TEAM STATS	SDSU	UW
First Downs	7	14
Rushes-Yards	26-13	45-287
Passing Yards	102	85
C-A-I	15-27-0	12-23-0
Total Offense	115	372
Fumbles-Lost	2-1	2-1
Penalties-Yards	3-26	4-45
Possession Time	25:31	34:29
Turnovers	1	1
Average Field Pos.	27	34

2006 San Diego State Football Game Recaps

**GAME 3** Sept. 23 ♦ Qualcomm Stadium (53,794)  
vs. Utah

**SAN DIEGO** - In front of the fourth-largest regular season crowd in school history, the San Diego State offense failed to find a spark for a second straight week, as the Aztecs managed just seven points in falling to Utah, 38-7, in both teams Mountain West Conference openers.

The Utes converted three of the Aztecs five turnovers into 17 points, including a pair of 30-yard interception returns for touchdowns. Utah scored 31 unanswered points to avenge last season's 28-19 loss to SDSU in Salt Lake City.

The game started out with both offenses appearing to hit on all cylinders. After Utah scored a touchdown on its first possession, San Diego State responded right back as quarterback Darren Mougey, making his second career start, engineered a 15-play, 74-yard scoring drive, capped by an 18-yard touchdown pass from Mougey to a diving Brett Swain in the back of the end zone.

After both sides traded punts, the Utes reclaimed the lead on a two-yard touchdown run by Eric Weddle at the 11:44 mark of the second quarter. Weddle would get into the endzone on the very next play from scrimmage, as he logged the first of his three interceptions on the night by picking off a Mougey pass and returning it 30 yards for the score and a 14-point Utah advantage at 21-7.

While Utah didn't add to its lead until the 1:24 mark of the third quarter, the SDSU offense was unable to get anything going, advancing into Ute territory on just three occasions in the second half with the final one in the last 2:26 of the game. Three of the Aztecs' final four possessions of the game ended in interceptions and the fourth was stopped on downs.

SDSU did manage a season-best 204 yards on the ground, including a career-high 98 yards by redshirt freshman Atiyah Henderson. Junior running back Lynell Hamilton became the 10th Aztec in school history to run for 2,000 yards in his career, carrying 16 times for 53 yards versus the Utes.

Defensively, senior safety Brett Sturm led the team in tackles with eight, while cornerback Terrell Maze logged his first interception of the year in the fourth quarter.

	1	2	3	4	Total
Utah	7	14	7	10	- 38
San Diego State	7	0	0	0	- 7

- UT - Poston 1-yd run (Sakoda kick) - 11 plays, 77 yards, 4:17 (10:43, 1st)
- SD - Swain 18-yd pass from Mougey (Palmer kick) - 15 plays, 74 yards, 7:33 (3:10, 1st)
- UT - Weddle 2-yd run (Sakoda kick) - 11 plays, 76 yards, 3:31 (11:44, 2nd)
- UT - Weddle 30-yd interception return (Sakoda kick) - (11:12, 2nd)
- UT - Poston 18-yd pass from Ratliff (Sakoda kick) - 6 plays, 60 yards, 1:53 (1:24, 3rd)
- UT - Sakoda 23-yd field goal - 10 plays, 25 yards, 4:40 (8:53, 4th)
- UT - Weddle 30-yd interception return (Sakoda kick) - (7:39, 4th)

**INDIVIDUAL STATS**

**Rushing (Atts.-Yards-TDs):** SDSU: Henderson 12-98; Hamilton 16-53; Mougey 11-50; Bornes 4-10; Craft 1-1; Campbell 1-(-8). UT: Poston 13-53-1; Mack 14-46; Ratliff 6-45; Casteel 3-26; Wilson 1-13; Weddle 3-11-1; Grady 1-(-2).

**Passing (Att.-Comp.-Int., Yards, TDs):** SDSU: Mougey 19-9-4, 83, 1; Craft 1-0-1, 0. UT: Ratliff 26-12-0, 157, 1; Grady 2-1-1, 10.

**Receiving (No.-Yards-TDs):** SDSU: Swain 4-28-1; Hamilton 3-12; Schilens 1-26; Spinks 1-17. UT: Richards 4-46; Casteel 3-50; Wilson 2-31; Poston 1-18-1; Sims 1-10; Hernandez 1-6; Mack 1-6.

TEAM STATS	UTAH	SDSU
First Downs	23	15
Rushes-Yards	41-192	45-204
Passing Yards	167	83
C-A-I	13-28-1	9-20-5
Total Offense	359	287
Fumbles-Lost	1-1	1-0
Penalties-Yards	4-40	8-49
Possession Time	27:54	32:06
Turnovers	1	5
Average Field Pos.	37	22

**GAME 4** Sept. 30 ♦ Spartan Stadium (14,361)  
at San Jose State

**SAN JOSE** - Injuries, penalties and three turnovers hampered San Diego State's efforts to earn its first victory of the 2006 season, as the Aztecs fell to host San Jose State in a non-conference contest, 31-10, at Spartan Stadium.

SDSU turned the ball over on two of its first three possessions with one leading to the game's first score, a 47-yard touchdown pass off an option play. San Jose State, aided by a pair of Aztec personal foul penalties, added to its lead with another touchdown on its next drive to go up 14-0.

The SDSU offense, which had been limited to just seven points in the last two contests, finally emerged in the second quarter. The Aztecs got on the board with a 30-yard Garrett Palmer field goal, capping a 15-play, 52-yard drive that lasted 8:31.

The defense got the ball back on the Spartans' first play after the kickoff, as safety Reggie Grigsby stripped wide receiver John Broussard of the ball, which was recovered by Terrell Maze at the SJSU 27-yard line. Eight plays later, Aztec sophomore Tyler Campbell found the end zone for the first time in his career on a one-yard run to draw the visitors to within four, 14-10, entering halftime.

After San Jose State missed a 32-yard field goal on its opening drive of the second half, San Diego State's hopes for a comeback took a severe blow as starting quarterback Darren Mougey was forced to leave the game with a shoulder injury at the 8:57 mark of the third quarter.

Redshirt freshman Kevin Craft, making just his second career appearance, was unable to lead an Aztec rally. SDSU managed four first downs and advanced into Spartan territory just once in the final two quarters. San Jose State, meanwhile, tacked on a pair of touchdowns, including one following a failed fake punt, and a field goal to secure its first victory in the series in the last eight tries, 31-10.

Defensively, senior Joe Martin became the first Aztec to record double-figures in tackles in 2006, tallying 11. Junior defensive end Nick Osborn recovered a fumble for the second consecutive game, while logging the team's second sack of the year.

	1	2	3	4	Total
San Diego State	0	10	0	0	- 10
San Jose State	7	7	14	3	- 31

- SJ - Broussard 47-yd pass from J. Jones (Strubeck kick) - 1 play, 62 yards, 0:35 (5:54, 1st)
- SJ - Perry 1-yd run (Strubeck kick) - 9 plays, 64 yards, 3:47 (14:25, 2nd)
- SD - Palmer 30-yd FG - 15 plays, 52 yards, 8:31 (5:54, 2nd)
- SD - Campbell 1-yd run - 8 plays, 27 yards, 3:20 (1:54, 2nd)
- SJ - Broussard 68-yd pass from Tafrales (Strubeck kick) - 4 plays, 85 yards, 1:55 (4:42, 3rd)
- SJ - Coleman 12-yd pass from Tafrales (Strubeck kick) - 4 plays, 31 yards, 1:48 (0:06, 3rd)
- SJ - Strubeck 34-yd FG - 13 plays, 58 yards, 6:19 (7:00, 4th)

**INDIVIDUAL STATS**

**Rushing (Atts.-Yards-TDs):** SDSU: Henderson 24-98; Bornes 8-35; Craft 2-10; Sturm 1-6; Mougey 1-6; Wesley 1-5; Campbell 2-3-1. SJSU: Perry 12-60-1; Y. Davis 7-27; Eden 2-15; Tafrales 5-14; James T. Callier 3-12; Island 6-9; J. Jones 1-(-1).

**Passing (Att.-Comp.-Int., Yards, TDs):** SDSU: Mougey 9-7-1, 69, 0; Craft 7-3-1, 7, 0. SJSU: Tafrales 21-17-0, 234, 2; Eden 1-1-0, 1, 0; J. Jones 1-1-0, 47, 1.

**Receiving (No.-Yards-TDs):** SDSU: Swain 4-42; Spinks 4-23; Henderson 1-6; Schilens 1-5. SJSU: Broussard 5-167-2; Coleman 5-47-1; J. Jones 5-47; Clark 1-21; Y. Davis 1-21; Hooper 1-4; Lauderdale 1-1.

TEAM STATS	SDSU	SJSU
First Downs	10	20
Rushes-Yards	39-163	36-136
Passing Yards	76	282
C-A-I	10-16-2	19-23-0
Total Offense	239	418
Fumbles-Lost	2-1	2-2
Penalties-Yards	11-103	5-45
Possession Time	29:45	30:15
Turnovers	3	2
Average Field Pos.	28	33

2006 San Diego State Football Game Recaps

**GAME 5** Oct. 7 ♦ LaVell Edwards Stadium (60,804)  
at **BYU**

PROVO, Utah - Starting its third quarterback in its fifth game of the season, San Diego State was unable to answer Brigham Young's 40-point first-half outburst, as the Cougars avenged last year's loss to the Aztecs, 47-17.

SDSU began the game looking to surprise the host with an onside kick. Aztec junior Chaz Schilens appeared to recover the ball, but was flagged for interference, allowing BYU to start the game at the SDSU 43-yard line, one of four Cougar drives to begin in Aztec territory.

Brigham Young took advantage of the good field position, scoring five plays later to go up 7-0. San Diego State, however, answered right back, on a 48-yard Garrett Palmer field goal.

On the other side of the ball, the Aztec defense was unable to stop the league's most potent offense. BYU reached the end zone on five of its final six possessions of the first half, scoring three via the air, one on the ground and one on a 38-yard interception return to take a 40-3 lead into the locker room.

Despite the deficit, the Aztecs began the second half determined to make a dent in the Cougar lead. Starting at its own 20-yard line, SDSU took just six plays with the help of a 23-yard run by Atiyah Henderson and a 41-yard Schilens reception, to score on a one-yard Brandon Bornes touchdown.

While BYU quickly recorded its lone TD of the second half, the Aztecs came back again. Brett Swain caught a pair of 15-yard passes and SDSU used two Cougar penalties to get a first down and goal at the one-yard line, which sophomore Tyler Campbell promptly put into the endzone to close out scoring.

The SDSU offense, under the direction of first-time starter redshirt freshman Kevin Craft, racked up 357 yards of total offense, the team's most this season since its opener with UTEP. Henderson, meanwhile, reached the 90-yard mark in rushing for the third straight outing, while Bornes reached the career 1,000-yard mark with nine carries for 31 yards.

Defensively, SDSU forced a fumble in the red zone for the fourth straight outing when safety Ray Bass stripped BYU's Manase Tonga at the four-yard line in the second half. Another Aztec safety, senior Brett Sturm, recorded a career-best and team game-high nine tackles in the losing effort.

	1	2	3	4	Total
San Diego State	3	0	14	0	- 17
Brigham Young	20	20	7	0	- 47

- BY - Vakapuna 14-yd run (McLaughlin kick) - 5 plays, 43 yards, 1:35 (13:19, 1st)
- SD - Palmer 48-yd FG - 7 plays, 41 yards, 3:07 (10:12, 1st)
- BY - Collie 29-yd pass from Beck (McLaughlin kick) - 7 plays, 81 yards, 3:06 (6:47, 1st)
- BY - Brown 4-yd run (McLaughlin kick blocked) - 6 plays, 55 yards, 2:03 (2:38, 1st)
- BY - Harline 8-yd run (McLaughlin kick failed) - 2 plays, 46 yards, 0:50 (10:06, 2nd)
- BY - Gabriel 38-yd interception return (McLaughlin kick) - (8:13, 2nd)
- BY - Brown 4-yd pass from Beck (McLaughlin kick) - 7 plays, 80 yards, 2:17 (3:03, 2nd)
- SD - Bornes 1-yd run (Palmer kick) - 6 plays, 80 yards, 2:35 (12:20, 3rd)
- BY - Tonga 18-yd pass from Beck (McLaughlin kick) - 6 plays, 63 yards, 2:26 (9:41, 3rd)
- SD - Campbell 1-yd run - 12 plays, 74 yards, 4:56 (4:35, 3rd)

**INDIVIDUAL STATS**

**Rushing (Atts.-Yards-TDs):** SDSU: Henderson 21-93; Bornes 9-31-1; Wesley 1-14; Craft 5-2; Campbell 2-1-1. **BYU:** Vakapuna 4-56-1; Brown 11-46-1; Tonga 5-23; Hauge 5-18; Hudson 5-12; Beck 1-5; Team 1-(-8).  
**Passing (Att.-Comp.-Int., Yards, TDs):** SDSU: Craft 32-20-1, 216, 0. **BYU:** Beck 21-16-0, 267, 4.  
**Receiving (No.-Yards-TDs):** SDSU: Porter 8-70; Schilens 4-77; Swain 4-41; Bornes 2-18; Henderson 2-10. **BYU:** Brown 4-33-1; Collie 3-79-1; Jacobson 3-60; Tonga 2-32-1; Meikle 1-38; Reed 1-13; Harline 1-8-1; Hague 1-4.

TEAM STATS	SDSU	BYU
First Downs	21	23
Rushes-Yards	38-141	32-152
Passing Yards	216	267
C-A-I	20-32-1	16-21-0
Total Offense	357	419
Fumbles-Lost	2-1	2-1
Penalties-Yards	10-110	5-17
Possession Time	38:55	21:05
Turnovers	2	1
Average Field Pos.	20	37

**GAME 6** Oct. 21 ♦ Qualcomm Stadium (26,871)  
vs. **Air Force**

SAN DIEGO - San Diego State gave head coach Chuck Long his first career victory in dramatic fashion, as Garrett Palmer nailed a 30-yard field goal with two seconds remaining to lift the Aztecs to a 19-12 upset of conference-leading Air Force.

With SDSU ahead 10-9, the Falcons took their only lead at the 3:06 mark of the fourth quarter on a field goal. The Aztecs, however, rallied by driving 58 yards on 11 plays, highlighted by a 19-yard run by Atiyah Henderson on a third down and eight, to set up the winning kick.

Following a timeout by each squad, Palmer left no doubt, sending the ball straight through the uprights to put SDSU ahead for good, 13-12. The Aztecs would tack on a touchdown on the ensuing kickoff, as Marc Hull recovered a fumble and returned it two yards after a failed Air Force lateral attempt to provide the final 19-12 score.

The Falcons were poised to get on the board early, but missed a 49-yard field goal on their first possession and saw another drive end deep in Aztec territory on a Brett Sturm interception at his own seven-yard line.

The lone score of the first half came on a 35-yard Palmer field goal which gave the host a 3-0 lead heading into the locker room.

Air Force tied the game early in the third quarter with a 24-yard Zach Sasser field goal, but the Aztecs answered quickly when quarterback Kevin Craft found Chaz Schilens streaking down the middle of the field for a 49-yard touchdown, SDSU's longest play from scrimmage in 2006.

The Falcons appeared ready to knot the game at 10 early in the fourth quarter, but after a nine-yard touchdown run by Jacob Kendrick, Sasser missed the extra point attempt, as SDSU maintained the slight 10-9 advantage.

Sasser would later amend himself with a 38-yard field goal, but Palmer matched his effort on the other side of the field with the game-winner.

Henderson had a career-best 142 yards on 25 carries, becoming the 68th player in SDSU history to record a 100-yard rushing game and the first this season. Craft got his first win in his second career start by completing 12 of his 19 passes for 133 yards, while the Aztecs did not commit a turnover for the first time in 2006.

The San Diego State defense was outstanding, limiting the Falcons to a season-low 12 points. Three Aztecs finished in double-figures in tackles, including senior linebacker Joe Martin (16 tackles, 1 sack), sophomore Russell Allen (14 tackles) and senior safety Brett Sturm (13 tackles).

	1	2	3	4	Total
Air Force	0	0	3	9	- 12
San Diego State	0	3	7	9	- 19

- SD - Palmer 35-yd FG - 9 plays, 76 yards, 5:09 (5:34, 2nd)
- AF - Sasser 24-yd FG - 12 plays, 70 yards, 5:11 (9:49, 3rd)
- SD - Schilens 49-yd pass from Craft (Palmer kick) - 6 plays, 76 yards, 2:26 (7:23, 3rd)
- AF - Kendrick 9-yd run (Sasser kick failed) - 9 plays, 60 yards, 2:37 (12:14, 4th)
- AF - Sasser 38-yd FG - 13 plays, 63 yards, 6:01 (3:06, 4th)
- SD - Palmer 30-yd FG - 12 plays, 58 yards, 3:06 (0:02, 4th)
- SD - Hull 2-yd fumble recovery (No kick) - (0:00, 4th)

**INDIVIDUAL STATS**

**Rushing (Atts.-Yards-TDs):** SDSU: Henderson 25-142; Bornes 1-14; Campbell 1-2; Craft 3-(-7). **AF:** Kendrick 19-92-1; Carney 21-76-1; Hall 10-69; Smith 4-26; McCarthy 3-19; Williams 5-13; Handley 2-5; Thompson 1-(-3).  
**Passing (Att.-Comp.-Int., Yards, TDs):** SDSU: Craft 19-12-0, 133, 1. **AF:** Carney 7-4-1, 47, 0.  
**Receiving (No.-Yards-TDs):** SDSU: Swain 4-28; Schilens 2-56-1; Porter 2-15; Henderson 2-2; Kawulok 1-24; Wesley 1-8. **AF:** Handley 2-34; Armstrong 1-9; Thompson 1-4.

TEAM STATS	AF	SDSU
First Downs	23	15
Rushes-Yards	65-297	30-151
Passing Yards	47	133
C-A-I	4-7-1	12-19-0
Total Offense	344	284
Fumbles-Lost	1-1	2-0
Penalties-Yards	6-55	5-36
Possession Time	35:29	24:31
Turnovers	2	0
Average Field Pos.	28	21



2006 San Diego State Football Game Recaps

**GAME 7** Oct. 28 ♦ Qualcomm Stadium (20,974)  
vs. Cal Poly

**SAN DIEGO** - After winning its first contest of 2006 on a last-second field goal, San Diego State saw a reversal in its fortunes just a week later, as Cal Poly made two fourth-quarter field goals, including the last one with 1:50 remaining, to upset the host Aztecs on Homecoming, 16-14.

Clinging to a one-point, 14-13 lead, SDSU had the ball at its own 26-yard line following a Mustang punt with 3:28 left in the game. After a false start penalty pushed the team back to the 21, Aztec running back Atiyah Henderson fumbled on the next play, which Cal Poly's Kenny Chicoine recovered at the 23-yard line.

The visitors ran three plays for just three yards, taking 1:12 off the clock and setting up for a field goal try in the middle of the field. Nick Coromelas, who hit on two of his three attempts earlier in the game, made what would turn out to be the game winner, sending a low-flying kick over the cross bar from 37 yards out and the 16-14 advantage.

The Aztecs, however, were able to take the ensuing kickoff and drive into their opponent's territory to set up a final field goal try of their own. Without any timeouts at his disposal, Kevin Craft completed four passes, including three to junior Chaz Schilens, to get SDSU to the Cal Poly 30-yard line with 37 seconds remaining.

Following a Mustang timeout, Aztec junior kicker Garrett Palmer, the hero of the Air Force win, came on the field to attempt a 48-yard field goal. But Palmer's kick ended up hooking wide left, as Cal Poly hung on to claim the win in the two schools' first meeting since 1967.

San Diego State appeared to be in early control of the game, despite allowing Cal Poly to score first on a 23-yard Coromelas field goal. The Aztecs responded to the deficit with two touchdowns passes from Craft to senior Ramal Porter within a span of 2:22 in the first quarter.

Cal Poly got to within four on a 28-yard touchdown strike from Matt Brennan to Ramses Barden in the second quarter and trailed 14-10 heading into the locker room. Following the two touchdown outburst in the first quarter, the Aztecs were shutout the rest of the way, despite advancing into Mustang territory four times prior to the final drive of the game.

Henderson, whose fumble was the first SDSU turnover since the second quarter of the BYU contest, logged his second consecutive 100-yard rushing game, finishing with 140 yards on a career-best 26 carries.

Aztec linebacker Russell Allen and defensive end Antwan Applewhite both tallied 10 tackles to lead the defense, which held an opponent to under 100 yards passing for the third time this season.

	1	2	3	4	Total
Cal Poly	3	7	0	6	- 16
San Diego State	14	0	0	0	- 14

- CP - Coromelas 23-yd FG - 9 plays, 44 yards, 4:05 (6:55, 1st)
- SD - Porter 25-yd pass from Craft (Palmer kick) - 7 plays, 66 yards, 2:55 (4:00, 1st)
- SD - Porter 34-yd pass from Craft (Palmer kick) - 2 plays, 46 yards, 0:35 (1:38, 1st)
- CP - Barden 28-yd pass from Brennan (Coromelas kick) - 6 plays, 81 yards, 1:55 (0:32, 2nd)
- CP - Coromelas 25-yd FG - 12 plays, 55 yards, 5:09 (12:42, 4th)
- CP - Coromelas 37-yd FG - 4 plays, 3 yards, 1:12 (1:50, 4th)

**INDIVIDUAL STATS**

**Rushing (Atts.-Yards-TDs):** SDSU: Henderson 26-140; Hamilton 4-24; Bornes 1-3; Craft 10-(-18). CP: Noble 25-100; Brennan 20-51; Belcher 2-30; Cooper 3-22; Hall 1-1.  
**Passing (Att.-Comp.-Int., Yards, TDs):** SDSU: Craft 15-10-0, 157, 2. CP: Brennan 13-4-0, 80, 1.  
**Receiving (No.-Yards-TDs):** SDSU: Schilens 5-69; Porter 2-59-2; Swain 1-15; Bornes 1-9; Wesley 1-5. CP: Barden 3-80-1; Noble 1-0.

TEAM STATS	CP	SDSU
First Downs	15	15
Rushes-Yards	51-204	41-149
Passing Yards	80	157
C-A-I	4-13-0	10-15-0
Total Offense	284	306
Fumbles-Lost	2-1	4-1
Penalties-Yards	3-25	5-40
Possession Time	31:14	28:46
Turnovers	1	1
Average Field Pos.	34	29

**GAME 8** Nov. 4 ♦ War Memorial Stadium (14,012)  
at Wyoming

**LARAMIE, Wyo.** - The Wyoming Cowboys scored 24 unanswered points to hand visiting San Diego State a 27-24 loss at War Memorial Stadium.

The Aztecs got on the board early, when quarterback Kevin Craft found wide-out Chaz Schilens on a 60-yard touchdown reception on the game's second play from scrimmage. The two sides traded field goals later in the quarter with Cowboy Jake Scott converting from 32 yards out and Aztec Garrett Palmer hitting a 35-yard field-goal attempt.

San Diego State got its biggest lead of the afternoon at 17-3, when a botched Wyoming punt deep in its own territory led to a fumble, which safety T.J. McKay returned 23 yards for his first career touchdown.

The Cowboys gained the momentum back heading into the locker room, putting together a 14-play, 72-yard drive that resulted in a two-yard Joseph Harris touchdown run with just 33 seconds remaining in the half.

Harris struck again in the third quarter, tying the game with another TD that ended a 14-play, 74-yard Cowboy drive that ate up 7:16 on the clock. The host took its first lead in the fourth quarter when quarterback Karsten Sween found Wade Betschart on a five-yard pass play to put the Cowboys ahead, 24-17.

SDSU's attempt to regain its lead fell short on its next possession, when Craft's pass was tipped and intercepted at the Aztec 33-yard line.

The Cowboys took advantage of the turnover with what would prove to be the game-winner, when Aric Goodman recorded a career-long 52-yard field goal to put his team up, 24-17.

SDSU quarterback Kevin O'Connell, who saw his first action since the season-opener, led the Aztec to a quick score, finding Brett Swain down the right side line for a 66-yard touchdown to close the gap to just three points, 27-24.

Wyoming, however, preserved its come-from-behind victory when it recovered the ensuing on-side kick and then ran out the final 1:42.

Defensively, two Aztecs finished with double-figure tackles, including linebacker Joe Martin (15 tackles) and safety Brett Sturm (13). SDSU punter Michael Hughes logged three punts over 50 yards, including a season-long 64 yarder. His 52.2 yard average on five punts ranks third in Aztec single-game history.

	1	2	3	4	Total
San Diego State	10	7	0	7	- 24
Wyoming	3	7	7	10	- 27

- SD - Schilens 60-yd pass from Craft (Palmer kick) - 2 plays, 62 yards, 1:33 (13:27, 1st)
- UW - Scott 32-yd FG - 8 plays, 37 yards, 1:58 (9:38, 1st)
- SD - Palmer 35-yd FG - 14 plays, 64 yards, 7:09 (2:29, 1st)
- SD - McKay 23-yd fumble recovery (Palmer kick) - (7:27, 2nd)
- UW - Harris 2-yd run (Goodman kick) - 14 plays, 72 yards, 6:54 (0:33, 2nd)
- UW - Harris 1-yd run (Goodman kick) - 14 plays, 74 yards, 7:16 (7:44, 3rd)
- UW - Betschart 5-yd pass from Sween (Goodman kick) - 12 plays, 59 yards, 4:38 (12:30, 4th)
- UW - Goodman 52-yd FG - 6 plays, -1 yard, 3:17 (7:08, 4th)
- SD - Swain 66-yd pass from O'Connell (Palmer kick) - 2 plays, 85 yards, 0:27 (1:42, 4th)

**INDIVIDUAL STATS**

**Rushing (Atts.-Yards-TDs):** SDSU: Henderson 9-30; Hamilton 3-9; Porter 1-7; Bornes 1-4; O'Connell 1-(-3); Craft 5-(-7). UW: Moore 22-131; Harris 16-84-2; Marsh 3-24; Harrison 3-2; Ford 1-1; Team 2-(-3); Vinnedge 1-(-7); Sween 6-(-10).  
**Passing (Att.-Comp.-Int., Yards, TDs):** SDSU: Craft 15-6-1, 98, 1; O'Connell 6-4-0, 94, 1. UW: Sween 25-15-0, 97, 1.

**Receiving (No.-Yards-TDs):** SDSU: Henderson 3-8; Swain 2-73-1; Schilens 2-67-1; Porter 2-31; Montgomery 1-13. UW: Holden 6-35; Ford 4-34; Betschart 3-16-1; Marsh 2-12.

TEAM STATS	SDSU	WYO
First Downs	10	23
Rushes-Yards	20-40	54-222
Passing Yards	192	97
C-A-I	10-21-1	15-25-0
Total Offense	232	319
Fumbles-Lost	1-0	1-1
Penalties-Yards	11-98	3-30
Possession Time	22:05	37:55
Turnovers	1	1
Average Field Pos.	24	35

2006 San Diego State Football Game Recaps

**GAME 9** Nov. 11 ♦ Qualcomm Stadium (21,445)  
vs. UNLV

**SAN DIEGO** - In a game between two squads fighting for their second win of the season, San Diego State, behind a strong defensive effort, defeated the visiting UNLV Rebels, 21-7. The victory avenged the Aztecs' last-second 13-10 loss to the Rebels a year ago in Las Vegas.

The Aztecs jumped to a 7-0 lead in the first quarter when defensive back Ray Bass picked off a Rocky Hinds pass and raced untouched 49 yards for a touchdown 5:15 into the game.

Kevin O'Connell, who replaced Aztec starting quarterback Kevin Craft in the second quarter, scored the game's second TD on a 1-yard keeper on fourth down with 3:45 left in the first half as San Diego State went up 14-0.

The touchdown capped an 80-yard, 15-play drive that featured a booth replay reversal on what was first ruled a fumble by Atiyah Henderson and a pass interference call on UNLV.

The Rebels, meanwhile, drove into SDSU territory on each of their last eight possessions of the game, but came away with only seven points. UNLV place-kicker Sergio Aguyao, whose field goals beat SDSU in 2005, missed five attempts this season. Aguyao missed from 37, 41, 52 and 53 yards and had another kick, a 28-yarder, blocked by SDSU defensive end Antwan Applewhite.

UNLV finally got on the scoreboard on the first play of the fourth quarter when Hinds connected with Aaron Straiten on a 2-yard pass on fourth down.

San Diego State came back and increased its lead to 21-7 when O'Connell, again replacing Craft who started the second half, directed an eight-play, 74-yard drive that was capped by Brandon Bornes' 9-yard touchdown run with 10:56 left in the game.

O'Connell ended the night, completeing all seven attempts of his passes for 68 yards, while Henderson and Bornes each ran for over 60 yards apiece.

Defensively, the Aztecs held UNLV to only 250 yards of total offense, including just 39 yards on the ground. It is the second time this season that an SDSU opponent has failed to reach the century mark in rushing yardage, as UTEP recorded just 30 yards in the opener.

Bass ended the game with the interception and a team-high eight solo tackles, doubling his previous career best. The defense also tallied six tackles for loss and six pass breakups, while linebacker Andrew Schantz recorded the other Aztec interception, the first of his career, on the night.

	1	2	3	4	Total
UNLV	0	0	0	7	- 7
San Diego State	7	7	0	7	- 21

- SD - Bass 49-yd interception return (Palmer kick) - (9:15, 1st)
- SD - O'Connell 1-yd run (Palmer kick) - 15 plays, 80 yards, 5:35 (3:45, 2nd)
- LV - Straiten 2-yd pass from Hinds (Aguayo kick) - 10 plays, 63 yards, 5:07 (14:56, 4th)
- SD - Bornes 9-yd run (Palmer kick) - 8 plays, 74 yards, 4:00 (10:56, 4th)

**INDIVIDUAL STATS**

**Rushing (Atts.-Yards-TDs):** SDSU: Henderson 22-62; Bornes 16-60-1; O'Connell 6-14-1; Campbell 3-5. UNLV: Peebles 17-47; Saint Preux 1-4; Smith 2-0; Fletcher 2-(-1); Hinds 4-(-11).

**Passing (Att.-Comp.-Int., Yards, TDs):** SDSU: Craft 14-9-1, 68, 0; O'Connell 7-7-0, 68, 0. UNLV: Hinds 39-20-2, 211, 1.

**Receiving (No.-Yards-TDs):** SDSU: Swain 4-48; Porter 3-34; Schilens 3-25; Henderson 3-0; Kawulok 1-15; Toledo 1-7; Miller 1-7. UNLV: Flair 7-76; Wolfe 6-79; Butler 2-35; Saint Preux 2-12; Smith 1-5, Straiten 1-2-1, Peebles 1-2.

TEAM STATS	UNLV	SDSU
First Downs	18	20
Rushes-Yards	26-39	47-141
Passing Yards	211	136
C-A-I	20-39-2	16-21-1
Total Offense	250	277
Fumbles-Lost	0-0	2-1
Penalties-Yards	7-82	3-38
Possession Time	25:34	34:26
Turnovers	2	2
Average Field Pos.	42	28

**GAME 10** Nov. 18 ♦ Amon Carter Stadium (26,287)  
at TCU

**FT. WORTH, Texas** - Coming off its second win of 2006, San Diego State traveled to Fort Worth, Texas, for the first time ever, taking on preseason MWC favorite TCU. The Aztecs, who fell to the Horned Frogs by just three points in 2005, were unable to match that effort, combining for just 87 yards of total offense, as TCU ran away with the game early and claimed a 52-0 victory.

After the SDSU defense forced a punt on TCU's first possession, quarterback Kevin O'Connell, making his first start since the opener, moved the Aztecs from the 13 to the 40-yard line with the help of a 15-yard pass to Robert Miller and a 10-yard toss to Brett Swain. O'Connell's fifth pass attempt of the afternoon, however, was intercepted by Marvin White and returned to the TCU 37-yard line.

The Frogs used that momentum and scored on its next six possessions, entering the half up 38-0, and piling up 361 yards of total offense in the first 30 minutes of action.

San Diego State moved into TCU territory just once in the game with the help of a 74-yard kickoff return by Ray Bass, who set two school single-game records for most kickoff returns (8) and kickoff return yardage (188). After O'Connell was sacked for a loss of 12 yards, Garrett Palmer's field goal missed wide left from 37 yards out, leaving the Aztecs scoreless.

The Horned Frogs tacked on two, second-half touchdowns before ending the afternoon with a 52-0 victory.

O'Connell and redshirt freshman quarterback Kevin Craft combined to complete just 11 of their 25 pass attempts, while the MWC's leading rusher Atiyah Henderson was limited to 22 yards on 12 carries.

Defensively, Aztec safety Brett Sturm came off the bench to record a team-high nine tackles and recovered a fumble in the fourth quarter.

	1	2	3	4	Total
San Diego State	0	0	0	0	- 0
TCU	14	24	14	0	- 52

- TCU - Massey 18-yd pass from Ballard (Manfredini kick), 6 plays, 63 yards, 2:07 (7:50, 1st)
- TCU - Reagan 44-yd pass from Ballard (Manfredini kick), 5 plays, 74 yards, 1:04, (4:24, 1st)
- TCU - Harmon 30-yd pass from Ballard (Manfredini kick), 6 plays, 74 yards, 2:55, (14:16, 2nd)
- TCU - LoCoco 44-yd field goal, 11 plays, 36 yards, 5:04, (6:41, 2nd)
- TCU - Massey 5-yd pass from Ballard (Manfredini kick), 6 plays, 35 yards, 1:41, (2:47, 2nd)
- TCU - Ballard 4-yard run (Manfredini kick), 6 plays, 55 yards 0:43, (0:37, 2nd)
- TCU - Massey 33-yd pass from Ballard (Manfredini kick), 3 plays, 44 yards, 1:28, (12:10, 3rd)
- TCU - Turner 24-yd run (Manfredini kick) 8 plays, 80 yards, 2:56, (5:56, 3rd)

**INDIVIDUAL STATS**

**Rushing (Atts.-Yards-TDs):** SDSU: Henderson 12-22; Bornes 4-8; Craft 1-6; O'Connell 7-(-5). TCU: Turner 11-83-1; Brown 9-53; Jackson 5-30; Ballard 8-30-1; Massey 3-28; Hobbs 5-28; Smith 3-14; Watts 4-8; Harmon 1-1.

**Passing (Att.-Comp.-Int., Yards, TDs):** SDSU: O'Connell 15-6-1, 53, 0; Craft 10-5-1, 3, 0. TCU: Ballard 23-20-0, 288, 5; Jackson 3-2-0, 61, 0.

**Receiving (No.-Yards-TDs):** SDSU: Swain 4-22; Henderson 4-17; Miller 1-15; Porter 1-2; Kawulok 1-0. TCU: Massey 6-100-3; Harmon 3-80-1; DePriest 3-26; Reagan 2-58-1; Andrus 2-8, Watts 1-47, Cage 1-12, Dickerson 1-9, Christian 1-6, Moore 1-4, Hobbs 1 (-1).

TEAM STATS	SDSU	TCU
First Downs	6	30
Rushes-Yards	24-31	49-275
Passing Yards	56	349
C-A-I	11-25-2	22-26-0
Total Offense	87	624
Fumbles-Lost	1-0	3-1
Penalties-Yards	2-10	5-35
Possession Time	26:38	33:22
Turnovers	2	1
Average Field Pos.	25	35

## 2006 San Diego State Football Game Recaps

# GAME 11

Nov. 25 ♦ University Stadium (23,421)  
at New Mexico

ALBUQUERQUE, N.M. - New Mexico turned three San Diego State turnovers into 17 first-quarter points, propelling the Lobos to a 41-14 victory, their sixth straight in the series.

SDSU quarterback Kevin O'Connell, making his second start since missing six games due to injury, threw three first-quarter interceptions that led to 17 New Mexico points, including a 24-yard return for a touchdown by Blake Ligon. The Aztecs also turned the ball over on downs at their own 28-yard line, which the Lobos converted into another score for a 24-0 lead after the first 15 minutes.

New Mexico took advantage of another short field situation in the second quarter, starting at midfield and going up 27-0 on Kenny Byrd 45-yard field goal.

San Diego State tried to get on the board before the end of the half, but Garrett Palmer's field goal from 30 yards was blocked as time expired.

O'Connell string of bad luck continued early in the second half, as he fumbled the ball, which was recovered by New Mexico, diving into the endzone on a first down at the Lobo five-yard line.

The host, meanwhile, added a pair of third-quarter touchdowns, the first of which came on a 49-yard run by Rodney Ferguson, who ended the day with 210 yards on 22 carries, accounting for nearly 70 percent of his team's total offense.

San Diego State finally managed to get on the scoreboard twice in the fourth quarter, when Brandon Bornes scored on a 28-yard pass and Robert Miller made a three-yard grab in the back of the endzone. The Aztecs actually ended up outgaining the Lobos by 130 yards (431-301), but were never able to overcome the poor start.

Defensively, the Aztecs limited New Mexico to just 87 yards through the air, the fifth time an SDSU opponent has failed to reach the 100-yard mark in passing yardage in 2006.

SDSU senior linebacker Joe Martin and junior safety Ray Bass each logged a team game-high eight tackles, while junior defensive end Antwan Applewhite logged a sack in his fifth-straight outing.

	1	2	3	4	Total
San Diego State	0	0	0	14	- 14
New Mexico	24	3	14	0	- 41

NM - Byrd 35-yd field goal, 4 plays, 18 yards, 1:46 (11:54, 1st)

NM - Ferguson 26-yd run (Byrd kick), 1 play, 26 yards, 0:11, (5:24, 1st)

NM - Brown 5-yd pass from Nelson (Byrd kick), 5 plays, 28 yards, 2:36, (1:04, 1st)

NM - Ligon 24-yd interception return (Byrd kick), (0:38, 1st)

NM - Byrd 45-yd field goal, 10 plays, 22 yards, 4:26 (3:39, 2nd)

NM - Ferguson 49-yd run (Byrd kick), 5 plays, 80 yards, 2:21, (6:34, 3rd)

NM - Mark 30-yd pass from Nelson (Byrd kick), 5 plays, 62 yards, 2:13, (1:02, 3rd)

SD - Bornes 28-yd pass from O'Connell (Palmer kick) 7 plays, 74 yards, 2:40, (13:11, 4th)

SD - Miller 3-yd pass from O'Connell (Palmer kick) 8 plays, 52 yards, 3:26, (7:53, 4th)

#### INDIVIDUAL STATS

**Rushing (Atts.-Yards-TDs):** SDSU: O'Connell 12-56; Bornes 7-29; Henderson 11-21; Swain; 2-0; Craft 2-(-2). **UNM:** Ferguson 22-210-2; Baker 7-19; Team 1-(-1); Nelson 2-(-14).

**Passing (Att.-Comp.-Int., Yards, TDs):** SDSU: O'Connell 40-23-3, 272, 2; Craft 8-4-0, 55; Palmer 1-0-0, 0. **UNM:** Nelson 20-9-0, 87, 2.

**Receiving (No.-Yards-TDs):** SDSU: Swain 8-108; Schilens 7-56; Porter 5-59; Bornes 3-61-1; Henderson 2-37; Miller 2-6-1. **UNM:** Brown 3-18-1; Smith 2-9; Mark 1-20-1; Bauman 1-19; Wilson 1-12, Mulchrone 1-9.

TEAM STATS	SDSU	UNM
First Downs	25	14
Rushes-Yards	34-104	32-214
Passing Yards	327	87
C-A-I	27-49-3	9-20-0
Total Offense	431	301
Fumbles-Lost	2-1	0-0
Penalties-Yards	1-15	6-38
Possession Time	34:13	25:47
Turnovers	4	0
Average Field Pos.	22	35

## ▶ ALPHABETICAL

No.	Name	Pos.
67	Aken-Moleta, Ikaika	OL
68	Alexander, Jason	OL
46	Allen, Russell	LB
54	Amano, Frederick	DT
85	Amaral, Justin	WR
30	• Andujo, Victor	DB
93	Applewhite, Antwan	DE
26	• Armstrong, Gerard	DB
73	Arosemena, Eder	OL
99	Bailes, Jonathan	DT
3	• Baker, Donny	DB
20	Bass, Ray	DB
11	• Beckman, Brooks	P
37	Bornes, Brandon	RB
40	Boudreaux, Corey	DB
30	• Brown, Davon	RB
64	Callahan, Matthew	OL
23	Campbell, Tyler	RB
61	Carmack, Jimmie	OL
42	• Chohany, Ryan	TE
74	Clarke, Zach	LB
3	• Craft, Kevin	QB
44	Cunningham, Josh	RB
41	DeMartinis, Tony	DL
62	Dombrowski, Brandyn	OL
24	• Dunkle, Freddy	LB
65	• Duran, Josh	DL
29	Edwards, Kwincy	DB
50	• Edwards, Ted	LB
11	• Fantroy, Martrell	DB
65	• Fehoko, Whitley	OL
92	Fifta, Siasoi	DL
80	Ghebreselassie, Alex	WR
26	• Gomez, Alan	P
1	• Gregorio, Andy	DB
31	Grigsby, Reggie	S
22	Hamilton, Lynell	RB
71	Hathaway, Dan	OL
21	Henderson, Atiyah	RB
47	Howard, Kwan	DL
17	• Hughes, Michael	K/P
58	Hull, Marc	LB
97	Ikonne, Eric	LB
50	• Iosefa, Trask	OL
39	James, Scotty	DB
75	Justman, Patrick	OL
88	Kawulok, Matthew	TE
70	Kravetz, Mike	OL
35	Laolagi, Luke	LB
66	Lawson, Ernie	DL
89	Louis, Lance	TE
60	Manuel, Jacob	DL
63	Manuma, Peter	OL
36	Martin, Brett	LB
51	Martin, Joe	LB
9	Maze, Terrell	DB
5	McKay, T.J.	S
98	McMaster, Sean	DL
55	Metroka, Emil	DL
87	Miclot, Eric	TE
95	Miller, Robert	TE
34	Milling, Jerry	LB
10	• Montgomery, Marcus	WR
43	Moore, Aaron	DB
4	Mougey, Darren	QB
96	Nelson, Peter	DL

## 2006 San Diego State Football Roster

## ▶ NUMERICAL

No.	Name	Pos.	Ht.	Wt.	Yr.	Exp.	Hometown (High School/College)
1	Andy Gregorio	DB	5-9	200	Fr.	HS	Palos Verdes, Calif. (Palos Verdes High)
1	Chaz Schilens	WR	6-4	220	Jr.	2L	Mesa, Ariz. (Highland High)
2	Ramal Porter	WR	5-10	185	Sr.	3L	Van Nuys, Calif. (Birmingham High)
2	Kelsey Sokoloski	QB	6-2	175	Fr.	HS	Englewood, Colo. (Cherry Creek High)
3	Donny Baker	DB	5-9	165	Sr.	3L	Miami, Fla. (Pace High)
3	Kevin Craft	QB	6-5	200	Fr.	RS	Valley Center, Calif. (Valley Center High)
4	Darren Mougey	QB	6-6	230	So.	1L	Scottsdale, Ariz. (Chaparral High)
5	T.J. McKay	S	6-1	195	So.	1L	Palmdale, Calif. (Palmdale High)
6	Mekell Wesley	WR	5-10	180	Fr.	RS	Chandler, Ariz. (Hamilton High)
7	Kevin O'Connell	QB	6-6	225	Jr.	2L	Carlsbad, Calif. (La Costa Canyon High)
9	Terrell Maze	DB	6-0	175	Sr.	3L	Santa Monica, Calif. (Santa Monica High)
10	Marcus Montgomery	WR	6-2	215	So.	SQ	Oceanside, Calif. (Oceanside High)
10	Josh O'Brien	QB	6-4	200	Fr.	HS	Del Mar, Calif. (Santa Fe Christian High)
11	Brooks Beckman	P	5-11	205	Fr.	HS	San Diego, Calif. (La Jolla High)
11	Martrell Fantroy	DB	6-1	200	Fr.	HS	Las Vegas, Nev. (Bishop Gorman High)
12	Brett Sturm	S	6-2	220	Sr.	3L	Littleton, Colo. (Heritage High)
13	Josh Walker	DB	6-2	190	Fr.	RS	Tampa, Fla. (Jefferson High)
14	Garrett Palmer	K/P	6-3	185	Jr.	2L	Rialto, Calif. (Eisenhower High)
14	Ray Patterson	DB	5-11	185	Fr.	HS	San Diego, Calif. (Crawford High)
15	Jose Perez	WR	6-1	175	Fr.	HS	Oceanside, Calif. (Oceanside High)
16	Brett Swain	WR	6-1	200	Jr.	2L	Carlsbad, Calif. (Carlsbad High)
17	Michael Shields	DB	6-0	180	Fr.	RS	Berkeley, Calif. (Angelo Rodriguez High)
17	Michael Hughes	P/K	6-1	190	Jr.	2L	Moreno Valley, Calif. (Canyon Springs High)
18	Roberto Wallace	WR	6-4	210	Fr.	RS	Oceanside, Calif. (Oceanside High)
19	DeMarco Sampson	WR	6-2	205	So.	1L	Chula Vista, Calif. (Castle Park High)
20	Ray Bass	DB	6-0	195	Jr.	TR	Corona, Calif. (Centennial High/Univ. of Hawai'i)
20	Gabriel Sayers	RB	6-0	220	Jr.	TR	San Diego, Calif. (Hoover High/San Diego Mesa JC)
21	Atiyah Henderson	RB	5-9	185	Fr.	RS	Rockledge, Fla. (Rockledge High)
22	Lynell Hamilton	RB	6-0	225	Jr.	2L	Stockton, Calif. (Edison High)
23	Tyler Campbell	RB	6-0	215	So.	RS	Austin, Texas (Westlake High (Texas)/Pasadena College)
24	Freddy Dunkle	LB	6-1	225	Jr.	2L	Chula Vista, Calif. (Castle Park High)
24	Brandon Sullivan	RB	5-11	210	Fr.	HS	Poway, Calif. (Poway High)
26	Gerard Armstrong	DB	6-0	215	So.	1L	Hawthorne, Calif. (Leuzinger High)
26	Alan Gomez	P	6-3	225	Jr.	SQ	Rancho Cucamonga, Calif. (Ayala High/Mt. SAC College)
27	Steven Robles	K	6-0	165	So.	SQ	Redlands, Calif. (East Valley High)
29	Kwincy Edwards	DB	5-11	165	Fr.	RS	Palmdale, Calif. (Palmdale High)
30	Victor Andujo	DB	5-9	170	Fr.	HS	Chula Vista, Calif. (Eastlake High)
30	Davon Brown	RB	5-9	170	Fr.	HS	Torrance, Calif. (Torrance South High)
31	Reggie Grigsby	S	6-0	205	Sr.	3L	Oceanside, Calif. (El Camino High)
32	Andrew Preston	LB	6-1	215	Fr.	HS	Centennial, Colo. (Arapahoe High)
34	Jerry Milling	LB	5-10	235	Fr.	RS	Palmdale, Calif. (Palmdale High)
35	Luke Laolagi	LB	6-1	230	Fr.	RS	Reseda, Calif. (Birmingham High)
36	Brett Martin	LB	6-0	235	Jr.	2L	Corona, Calif. (Centennial High)
37	Brandon Bornes	RB	6-1	225	Jr.	2L	Vista, Calif. (Rancho Buena Vista High)
38	Josh Ulibarri	FB	6-1	255	So.	SQ	Hemet, Calif. (West Valley High)
38	Marcus Yarbrough	LB	6-2	255	Fr.	HS	San Diego, Calif. (Eastlake High)
39	Scotty James	DB	5-10	175	Jr.	TR	Elsinore, Calif. (Elsinore High/Mt. San Jacinto College)
40	Corey Boudreaux	DB	6-1	210	Jr.	SQ	Orange, Calif. (Mater Dei High)
40	Eric Rouser	TE	6-8	255	So.	1L	Camarillo, Calif. (St. Bonaventure High)
41	Tony DeMartinis	DL	6-5	255	Fr.	RS	Sun Valley, Calif. (Notre Dame High)
42	Ryan Chohany	TE	6-3	225	Fr.	HS	San Diego, Calif. (Rancho Bernardo High)
42	Nick Sandford	DB	6-2	205	Fr.	RS	Orange, Calif. (El Modena High)
43	Aaron Moore	DB	6-0	190	Fr.	RS	Tampa, Fla. (Jefferson High)
44	Josh Cunningham	RB	6-3	230	Fr.	RS	Irvine, Calif. (University High)
45	Andrew Schantz	LB	6-1	235	So.	1L	Santa Clarita, Calif. (Canyon High)
46	Russell Allen	LB	6-3	230	So.	1L	Oceanside, Calif. (Vista High)
47	Kwan Howard	DL	6-0	245	Sr.	3L	Harvey, La. (Lehret High)
48	Trevor Parrington	LB	6-1	240	Sr.	2L	Corona, Calif. (Corona High)
49	Brian Stanbra	DL	6-4	215	Jr.	TR	San Diego, Calif. (Univ. of San Diego High/Grossmont JC)
50	Ted Edwards	LB	6-1	230	Jr.	TR	Kelso, Wash. (Kelso High/Brown University)
50	Trask Iosefa	OL	6-0	295	Fr.	HS	Ewa Beach, Hawaii (Honolulu Punahou High)
51	Joe Martin	LB	6-2	230	Sr.	3L	Palmdale, Calif. (Paraclete High)
52	Tyler Schmitt	LS	6-2	230	Jr.	2L	Peoria, Ariz. (Cactus High)
53	Jeff Sell	TE	6-3	235	Jr.	TR	La Cañada, Calif. (Pasadena City JC)

No.	Name	Pos.	Ht.	Wt.	Yr.	Exp.	Hometown (High School/College)
54	Frederick Amano	DT	6-1	260	Jr.	TR	San Diego, Calif. (Rancho Bernardo High/S.E. Missouri St.)
55	Emil Metroka	DL	6-3	275	Sr.	SQ	San Diego, Calif. (Patrick Henry High/Weber State Univ.)
56	Jonathan Soto	DL	6-3	270	So.	1L	West Covina, Calif. (Bishop Amat High)
58	Marc Hull	LB	6-3	210	Jr.	2L	Carson, Calif. (Harbor City Narbonne High)
59	Nick Smith	OL	6-6	320	Sr.	SQ	Orinda, Calif. (Miramonte High/Diablo Valley College)
60	Jacob Manuel	DL	6-4	260	Fr.	HS	Camarillo, Calif. (Rio Mesa High)
61	Jimmie Carmack	OL	6-4	270	Fr.	HS	Palos Verdes Estates, Calif. (Palos Verdes High)
62	Brandyn Dombrowski	OL	6-6	335	Jr.	2L	Henderson, Nev. (Green Valley High)
63	Peter Manuma	OL	6-4	280	Jr.	TR	Long Beach, Calif. (Long Beach Poly High/Long Beach CC)
64	Matthew Callahan	OL	6-7	295	Jr.	2L	Walnut Creek, Calif. (Ygnacio Valley High)
65	Josh Duran	DL	6-3	225	Sr.	SQ	San Jose, Calif. (Oak Grove High/West Valley College)
65	Whitley Fehoko	OL	6-0	320	Fr.	HS	Honolulu, Hawaii (Farrington High)
66	Ernie Lawson	DL	6-3	250	Fr.	HS	Vallejo, Calif. (St. Patrick-St. Vincent High)
67	Ikaika Aken-Moleta	OL	6-2	330	Fr.	RS	Kapolei, Hawaii (Kapolei High)
68	Jason Alexander	OL	6-7	290	So.	SQ	San Jose, Calif. (Santa Teresa High)
69	Avery Williams	DL	6-3	250	Fr.	RS	Livermore, Calif. (Granada High)
70	Mike Kravetz	OL	6-6	310	Jr.	1L	Las Vegas, Nev. (Durango High)
71	Dan Hathaway	OL	6-7	300	Jr.	TR	San Diego, Calif. (Grossmont High/Grossmont College)
72	Kevin Rosen	OL	6-1	280	Fr.	HS	Oak Park, Calif. (Oak Park High)
73	Eder Arosemena	OL	6-2	290	Sr.	1L	Vista, Calif. (Vista High/Palomar College)
74	Zach Clarke	LB	6-2	230	Jr.	TR	Mission Viejo, Calif. (Mission Viejo/Saddleback College)
75	Patrick Justman	OL	6-6	300	Sr.	2L	Palo Alto, Calif. (Palo Alto High)
76	Will Robinson	OL	6-6	280	Jr.	2L	Pomona, Calif. (Bishop Amat High)
77	Mike Schmidt	OL	6-2	315	So.	SQ	San Diego, Calif. (Madison High)
79	Robert Nelson	OL	6-10	330	Sr.	1L	Gilbert, Ariz. (Skyline High/Scottsdale College)
80	Alex Ghebreselassie	WR	6-3	200	Jr.	TR	Chula Vista, Calif. (Bonita Vista High/UCLA)
81	Steve Schmidt	TE	6-5	250	Sr.	1L	North Vancouver, B.C. (Carson-Graham High/Butte College)
82	Brian Spinks	WR	6-2	210	Sr.	SQ	Stockton, Calif. (Edison High)
83	Jon Toledo	WR	6-3	210	Fr.	RS	Encinitas, Calif. (La Costa Canyon High)
84	Justin Shaw	WR	6-2	205	So.	TR	Palmdale, Calif. (Palmdale High/Northern Arizona)
85	Justin Amaral	WR	5-11	200	Sr.	1L	Pittsburg, Calif. (Pittsburg High/Los Medanos College)
86	Waika Spencer	TE	6-4	255	Fr.	RS	Honolulu, Hawaii (Kamehameha High)
87	Eric Miclot	TE	6-5	240	Jr.	2L	Oceanside, Calif. (Vista High)
88	Matthew Kawulok	TE	6-2	220	Fr.	RS	Boulder, Colo. (Monarch High)
89	Lance Louis	TE	6-3	265	Jr.	2L	New Orleans, La. (Landry High)
90	B.J. Williams	DE	6-3	220	Fr.	HS	Aurora, Colo. (Eaglecrest High)
91	Ornan Nwansi	DL	6-2	310	Jr.	RS	Richmond, Calif. (El Cerrito High/Contra Costa JC)
92	Siaosi Fifita	DL	6-4	260	So.	1L	Van Nuys, Calif. (Birmingham High)
93	Antwan Applewhite	DE	6-4	245	Jr.	2L	Torrance, Calif. (Narbonne High)
94	Nick Osborn	DL	6-5	260	Jr.	2L	Kensington, Calif. (Berkeley St. Mary's High)
95	Robert Miller	TE	6-7	250	Sr.	1L	Anaheim, Calif. (Canyon High)
96	Peter Nelson	DL	6-5	270	Fr.	RS	St. Charles, Ill. (St. Charles North High)
97	Eric Ikonne	LB	6-0	200	Fr.	HS	Dallas, Texas (Newman Smith High)
98	Sean McMaster	DL	6-2	305	Jr.	RS	Walnut Creek, Calif. (Olympic High/Diablo Valley College)
99	Jonathan Bailes	DT	6-1	305	Sr.	3L	Tampa, Fla. (Tampa Jefferson High)

No.	Name	Pos.
79	Nelson, Robert	OL
91	Nwansi, Ornan	DL
10	O'Brien, Josh	QB
7	O'Connell, Kevin	QB
94	Osborn, Nick	DL
14	Palmer, Garrett	K
48	Parrington, Trevor	LB
14	Patterson, Ray	DB
15	Perez, Jose	WR
2	Porter, Ramal	WR
32	Preston, Andrew	LB
76	Robinson, Will	OL
27	Robles, Steven	K
72	Rosen, Kevin	OL
40	Rouser, Eric	TE
19	Sampson, DeMarco	WR
42	Sandford, Nick	DB
20	Sayers, Gabriel	RB
45	Schantz, Andrew	LB
1	Schilens, Chaz	WR
77	Schmidt, Mike	OL
81	Schmidt, Steve	TE
52	Schmitt, Tyler	LS
53	Sell, Jeff	TE
84	Shaw, Justin	WR
17	Shields, Michael	DB
59	Smith, Nick	OL
2	Sokoloski, Kelsey	QB
56	Soto, Jonathan	DL
86	Spencer, Waika	TE
82	Spinks, Brian	WR
49	Stanbra, Brian	DL
12	Sturm, Brett	S
24	Sullivan, Brandon	RB
16	Swain, Brett	WR
83	Toledo, Jon	WR
38	Ulibarri, Josh	FB
13	Walker, Josh	DB
18	Wallace, Roberto	WR
6	Wesley, Mekell	WR
69	Williams, Avery	DL
90	Williams, B.J.	DE
38	Yarbrough, Marcus	LB

♦ - Duplicate Number

**► COACHING STAFF**

**Chuck Long** (Iowa '85) Head Coach, 1st season; **Bob Elliott** (Iowa '76) Assistant Head Coach/Defensive Coordinator, 1st season; **Del Miller** (Central College '72), Offensive Coordinator/Quarterbacks, 1st season; **Joe Bob Clements** (Kansas State '99) Defensive Line, 1st season; **Jonathan Himebauch** (Southern California '98) Offensive Line, 1st season; **Larry Holton** (Iowa State '70) Running Backs, 1st season; **William Inge** (Iowa '96) Linebackers, 1st season; **Thom Kaumeyer** (Regents '93) Defensive Backs, 5th season; **LeCharls McDaniel** (Cal Poly '81) Wide Receivers, 6th season; **Toby Neinas** (Missouri '95) Tight Ends/Special Teams, 1st season.

**► PRONUNCIATION GUIDE**

Ikaika Aken-Moleta	ee-KYE-kuh A-kin MOW-let-uh
Frederick Amano	uh-mon-O
Justin Amaral	am-ur-ALL
Eder Arosemena	Ed-ur a-roh-suh-mean-uh
Ryan Chohany	CHO-hahn
Tony DeMartinis	dee-mar-TEEN-nez
Brandyn Dombrowski	bran-DIN DOM-brow-ski
Whitley Fehoko	fee-OH-ko
Siaosi Fifita	sea-AH-sea fuh-FEET-uh
Alex Ghebreselassie	jee-burr-SEA-las-ee
Lynell Hamilton	LIE-nell
Atiyah Henderson	uh-TEE-uh
Eric Ikonne	eye-CON-ee

Matthew Kawulok	kuh-WALL-uk
Mike Kravetz	kruh-VETZ
Luke Laolagi	LOW (like now)-long-ee
Peter Manuma	MON-you-muh
Terrell Maze	tuh-RELL
Emil Metroka	eh-mull me-TROH-kuh
Eric Miclot	MICK-low
Darren Mougey	MOO-jee
Ornan Nwansi	OR-nun nuh-WON-zee
Eric Rouser	ROW(rhymes with now)-zur
DeMarco Sampson	duh-mark-O
Chaz Schilens	CHAZ shill-UNS
Kelsey Sokoloski	sock-OH-loss-key

Waika Spencer	VIE-kuh
Josh Ulibarri	Yul-ih-BAR-ee
Mekell Wesley	MUH-kell

**STAFF**

Jonathan Himebauch	HIME-bach
Thom Kaumeyer	Tom KAW-meyer
Toby Neinas	NIE-nuss

2006 San Diego State Football Updated Bios



► #46 RUSSELL ALLEN

LB, 6-3, 230, So.-1L,  
Oceanside, Calif. (Vista HS)

Had an immediate impact in 2005, seeing extensive playing time at weakside linebacker in his first competitive season ... A physical player with excellent speed ... Freshman honorable mention All-American by *The Sporting News*.

**2006:** Starter at linebacker in the first eight games with four on the weakside and the last four on the strongside ... Two of his four tackles against UTEP were behind the line of scrimmage ... Team-leading nine tackles at Wisconsin ... Six stops versus Utah and seven at SJSU ... Career best 14 tackles in the win over Air Force ... Second straight game with 10 or more stops, logging 10 tackles vs. Cal Poly, including one for a loss ... First PBU of the season against Wyoming ... Seven tackles, including one for a loss of two yards versus UNLV ... Eight stops at TCU ... First career sack at New Mexico ... Three career contest with double-figure tackles.

ALLEN'S CAREER STATS

Career Statistics	G	UA-AT-TT	TFL-Yds.	Sacks	Int.	PBU	FF	FR
2005	12	32-29-61	1.0-3	0-0	2-0	3	0	0
2006	11	43-38-81	6.0-11	0.5-4	0-0	1	0	0
<b>Totals</b>	<b>23</b>	<b>75-67-142</b>	<b>7.0-14</b>	<b>0.5-4</b>	<b>2-0</b>	<b>4</b>	<b>0</b>	<b>0</b>

**Career Highs:** Tackles: 14 vs. Air Force (10/21/06); TFL: 2 vs. UTEP (8/31/06); Sacks: 0.5 at UNM (11/25/06); INTs: 1 at UNLV (10/8/05), at CSU (11/12/05); PBU: 1, four times.

ALLEN CAREER GAME-BY-GAME

	G	UA-AT-TT	TFL-Yds.	Sacks	Int.	PBU	FF	FR
UCLA (9/3/05)	1	1-2-3	0-0	0-0	0	0	0	0
at Air Force (9/10/05)*	1	1-3-4	0-0	0-0	0	0	0	0
at Ohio St. (9/17/05)	1	3-1-4	0-0	0-0	0	0	0	0
San Jose St. (9/24/05)	1	2-0-2	0-0	0-0	0	1	0	0
BYU (10/1/05)	1	6-4-10	0-0	0-0	0	0	0	0
at UNLV (10/8/05)*	1	2-2-4	0-0	0-0	1-0	0	0	0
at Utah (10/15/05)*	1	0-2-2	0-0	0-0	0	1	0	0
UNM (10/22/05)*	1	5-3-8	0-0	0-0	0	0	0	0
TCU (10/29/05)*	1	2-2-4	0-0	0-0	0	1	0	0
at CSU (11/12/05)*	1	4-4-8	0-0	0-0	1-0	0	0	0
WYO (11/19/05)*	1	4-4-8	0-0	0-0	0	0	0	0
at Hawai'i (12/3/05)	1	2-2-4	1-3	0-0	0	0	0	0
UTEP (8/31/06)*	1	4-0-4	2.0-2	0-0	0	0	0	0
at Wisconsin (9/16/06)*	1	3-6-9	0-0	0-0	0	0	0	0
UTAH (9/23/06)*	1	3-3-6	0-0	0-0	0	0	0	0
at SJSU (9/30/06)*	1	2-5-7	1.0-3	0-0	0	0	0	0
at BYU (10/7/06)*	1	1-4-5	0-0	0-0	0	0	0	0
AFA (10/21/06)*	1	6-8-14	0-0	0-0	0	0	0	0
CAL POLY (10/28/06)*	1	10-0-10	1.0-3	0-0	0	0	0	0
at Wyoming (11/4/06)*	1	2-4-6	0-0	0-0	0	1	0	0
UNLV (11/11/06)*	1	5-2-7	1.0-2	0-0	0	0	0	0
at TCU (11/18/06)*	1	7-1-8	1.0-1	0-0	0	0	0	0
at UNM (11/25/06)*	1	0-5-5	0.5-4	0.5-4	0	0	0	0

\* = Game started

**2006 Highs:** Tackles: 14 vs. Air Force (10/21/06); TFL: 2 vs. UTEP (8/31/06); Sacks: 0.5 at UNM (11/25/06); PB: 1 at Wyoming (11/4/06).



► #54 FREDERICK AMADO

DT, 6-1, 260, Jr.-TR,  
San Diego, Calif. (Southeast Missouri State)

Returned to his hometown last fall after playing two seasons at NCAA I-AA Southeast Missouri State (Cape Girardeau, Mo.) ... Did not play a year ago due to NCAA transfer rules ... Had a strong spring, finishing atop the team's depth chart at defensive tackle ... Backup at nose tackle behind Jonathan Bailes.

**2006:** Limited by a knee injury during fall camp ...

Has missed five games due to injury ... First career action at Wisconsin, tallying three tackles ... Two stops versus both Utah and SJSU ... Was in on one tackle at BYU ... Logged one solo stop at TCU.

AMADO'S CAREER STATS

Career Statistics	G	UA-AT-TT	TFL-Yds.	Sacks	Int.	PBU	FF	FR
2006	6	5-4-9	0.0-0	0-0	0	0	0	0

**Career/2006 Highs:** Tackles: 3 at Wisconsin (9/16/06).



► #93 ANTWAN APPLEWHITE

DE, 6-4, 245, Jr.-2L,  
Torrance, Calif. (Narbonne HS)

Returning sack leader who also recovered three fumbles and was second on the squad in tackles for loss in '05 ... MWC honorable mention pick as a sophomore, after a solid freshman campaign ... Named to the 2006 Bronko Nagurski Trophy (top defensive player) and Ted Hendricks Award (top defensive end) Watch Lists.

**2006:** Starter at defensive end in the first nine games ... Did not record any tackles vs. UTEP, but had three

at Wisconsin ... Four tackles, including one for a loss of two yards, against Utah ... Season-high five stops at SJSU and against Air Force ... Career best 10 solo tackles with his first sack of the year versus Cal Poly ... Five tackles and a half sack at Wyo ... Recorded a sack for a loss of 16 yards and logged his second career blocked kick, batting down a field-goal attempt against UNLV ... Logged a sack at TCU, while also recording five total tackles ... Sack for a loss of six yards at New Mexico, his sixth consecutive outing with a sack.

APPLEWHITE'S CAREER STATS

Career Statistics	G	UA-AT-TT	TFL-Yds.	Sacks	Int.	PBU	FF	FR
2004	10	9-8-17	5.0-21	4.5-21	1-75	0	0	1-36
2005	12	35-21-56	8.5-42	5.5-28	0	2	1	3-0
2006	11	26-19-45	6.5-36	4.5-33	0-0	0	0	0
<b>Totals</b>	<b>33</b>	<b>70-48-118</b>	<b>20.0-99</b>	<b>14.5-82</b>	<b>1-75</b>	<b>2</b>	<b>1</b>	<b>4-36</b>

**Career Highs:** Tackles: 10 vs. Cal Poly (10/28/06); TFL: 2 vs. Cal Poly (10/28/06), vs. Colorado State (10/16/04); Sacks: 1.5, two times; Int.: 1 at Michigan (9/18/04); PBU: 2 vs. Wyoming (11/19/05); FF: 1 at Air Force (9/10/05); FR: 1, four times.

APPLEWHITE CAREER GAME-BY-GAME

	G	UA-AT-TT	TFL-Yds.	Sacks	Int.	PBU	FF	FR
Idaho St. (9/4/04)	1	0-1-1	0-0	0-0	0	0	0	0
at Michigan (9/18/04)	1	1-0-1	1.0-1	1.0-1	1-75	1	0	0
Nevada (9/25/04)	1	0-2-2	0-0	0-0	0	0	0	0
at UCLA (10/2/04)	1	0-0-0	0-0	0-0	0	0	0	0
at WYO (10/9/04)*	1	1-3-4	0-0	0-0	0	0	0	0
CSU (10/16/04)	1	1-2-3	2.0-12	1.5-12	0	0	0	0
at UNM (10/23/04)	1	0-0-0	0-0	0-0	0	0	0	0
Utah (10/30/04)*	1	3-0-3	1.0-7	1.0-7	0	0	0	0
at BYU (11/6/04)	1	1-0-1	1.0-1	1.0-1	0	0	0	0
at Air Force (11/13/04)				DNP				
UNLV (11/20/04)	1	2-0-2	0-0	0-0	0	0	0	1-36
UCLA (9/3/05)*	1	3-4-7	1.5-8	1.5-8	0	0	0	0
at Air Force (9/10/05)*	1	6-3-9	1.0-3	1.0-3	0	0	1	1
at Ohio St. (9/17/05)*	1	2-2-4	1.0-7	0-0	0	0	0	0
San Jose St. (9/24/05)*	1	5-0-5	0-0	0-0	0	0	0	0
BYU (10/1/05)*	1	2-0-2	0-0	0-0	0	0	0	0
at UNLV (10/8/05)*	1	3-2-5	1.0-4	0-0	0	0	0	0
at Utah (10/15/05)*	1	4-4-8	1.0-4	1.0-4	0	0	0	0
UNM (10/22/05)*	1	3-0-3	0-0	0-0	0	0	0	1
TCU (10/29/05)*	1	3-1-4	1.0-3	0-0	0	0	0	1
at CSU (11/12/05)*	1	2-2-4	1.0-4	1.0-4	0	0	0	0
WYO (11/19/05)*	1	1-0-1	0-0	0-0	0	2	0	0
at Hawai'i (12/3/05)*	1	1-3-4	1.0-9	1.0-9	0	0	0	0
UTEP (8/31/06)*	1	0-0-0	0-0	0-0	0	0	0	0
at Wisconsin (9/16/06)*	1	1-2-3	0-0	0-0	0	0	0	0
UTAH (9/23/06)*	1	1-3-4	1.0-2	0-0	0	0	0	0
at SJSU (9/30/06)*	1	1-4-5	0-0	0-0	0	0	0	0

## 2006 San Diego State Football Updated Bios

at BYU (10/7/06)*	1	2-2-4	0-0	0-0	0	0	0	0
AFA (10/21/06)*	1	3-2-5	0-0	0-0	0	0	0	0
CAL POLY (10/28/06)*	1	10-0-10	2.0-7	1.0-6	0	0	0	0
at Wyoming (11/4/06)*	1	1-4-5	0.5-3	0.5-3	0	0	0	0
UNLV (11/11/06)*	1	2-0-2	1.0-16	1.0-16	0	0	0	0
at TCU (11/18/06)*	1	4-1-5	1.0-2	1.0-2	0	0	0	0
at UNM (11/25/06)*	1	1-1-2	1.0-6	1.0-6	0	0	0	0

\* = Game started

**2006 Highs:** Tackles: 10 vs. Cal Poly (10/28/06); TFL: 2.0 vs. Cal Poly (10/28/06); Sacks: 1.0, four times.



### ► #73 EDER AROSEMENA

C, 6-2, 290, Sr.-1L,  
Vista, Calif. (Palomar JC)

A walk-on on the offensive line who became a valuable reserve in 2004 ... Sat out the 2005 campaign, utilizing his redshirt season.

**2006:** Back-up at center ... Did not play in the first 10 games, before making his season debut at New Mexico.



### ► #99 JONATHAN BAILES

NT, 6-1, 305, Sr.-3L,  
Tampa, Fla. (Jefferson HS)

A staple on the SDSU defensive line ... Played in 45 career games, starting 38, the most of any Aztec on this year's roster ... Three-year starter ... His ability to occupy offensive linemen has been a big reason for the success of the Aztec linebacker corps in 2003-06 ... Logged a tackle in 24 of his last 26 contests.

**2006:** Started against UTEP, logging three tackles ... Six tackles, a sack and a force fumble against the Badgers ...

Forced a fumble in each of the team's last two contests with a Big Ten school ... Four stops versus Utah ... Forced his second fumble of the year and tallied his 100th career tackle at San Jose State ... Second sack of the year and matched a career high with seven tackles in the win over Air Force ... Three stops versus Cal Poly and UNLV ... Forced his third fumble of the season at TCU and also had four tackles ... First career PBU at New Mexico, but did not record a tackle for the first time in his last 25 games.

#### BAILES' CAREER STATS

Career Statistics	G	UA-AT-TT	TFL-Yds.	Sacks	Int.	PBU	FF	FR
2003	12	14-6-20	3.0-6	0-0	0	0	0	0
2004	11	16-9-25	6.0-19	1.0-9	0	0	1	0
2005	11	12-26-38	4.5-10	1.5-5	0	0	1	1
2006	11	16-21-37	4.5-17	2.0-14	0	1	3	0
<b>Totals</b>	<b>45</b>	<b>58-62-120</b>	<b>18.0-52</b>	<b>4.5-28</b>	<b>0</b>	<b>1</b>	<b>5</b>	<b>1</b>

**Career Highs:** Tackles: 7 vs. AFA (10/21/06), at UNLV (10/8/05); TFL: 2 at Wisconsin (9/16/06), vs. Colorado State (10/16/04); Sacks: 1.0, four times; PBU: 1 at UNM (11/25/06); FF: 1, five times; FR: 1 at Hawai'i (12/3/05).

#### BAILES CAREER GAME-BY-GAME

	G	UA-AT-TT	TFL-Yds.	Sacks	Int.	PBU	FF	FR
E. Wash. (9/30/03)	1	0-0-0	0-0	0-0	0	0	0	0
at Ohio St. (9/6/03)*	1	2-1-3	1.0-3	0-0	0	0	0	0
at UTEP (9/13/03)*	1	1-0-1	0-0	0-0	0	0	0	0
Samford (9/20/03)*	1	3-2-5	1.0-1	0-0	0	0	0	0
at UCLA (9/27/03)*	1	2-0-2	0-0	0-0	0	0	0	0
BYU (10/4/03)*	1	0-0-0	0-0	0-0	0	0	0	0
at Utah (10/11/03)*	1	0-0-0	0-0	0-0	0	0	0	0
UNM (10/18/03)*	1	3-1-4	0-0	0-0	0	0	0	0
WYO (10/25/03)*	1	0-1-1	0-0	0-0	0	0	0	0
at UNLV (11/8/03)	1	0-1-1	0-0	0-0	0	0	0	0
at CSU (11/15/03)*	1	2-0-2	0-0	0-0	0	0	0	0

Air Force (11/22/03)	1	1-0-1	1.0-2	0-0	0	0	0	0
Idaho St. (9/4/04)*	1	1-0-1	0-0	0-0	0	0	0	0
at Michigan (9/18/04)*	1	1-1-2	0-0	0-0	0	0	0	0
Nevada (9/25/04)*	1	0-0-0	0-0	0-0	0	0	0	0
at UCLA (10/2/04)*	1	2-1-3	1.0-3	0-0	0	0	0	0
at WYO (10/9/04)	1	4-2-6	1.5-3	0-0	0	0	0	0
CSU (10/16/04)*	1	3-1-4	2.0-10	1.0-9	0	0	1	0
at UNM (10/23/04)*	1	3-1-4	1.0-2	0-0	0	0	0	0
Utah (10/30/04)	1	0-0-0	0-0	0-0	0	0	0	0
at BYU (11/6/04)*	1	1-0-1	0-0	0-0	0	0	0	0
at Air Force (11/13/04)*	1	0-3-3	0.5-1	0-0	0	0	0	0
UNLV (11/20/04)*	1	1-0-1	0-0	0-0	0	0	0	0
UCLA (9/3/05)*	1	2-3-5	0.5-0	0.5-0	0	0	0	0
at Air Force (9/10/05)*	1	1-4-5	0-0	0-0	0	0	0	0
at Ohio St. (9/17/05)*	1	1-1-2	0-0	0-0	0	0	1	0
San Jose St. (9/24/05)*	1	0-2-2	0.5-0	0-0	0	0	0	0
BYU (10/1/05)	1	2-0-2	1-5	1-5	0	0	0	0
at UNLV (10/8/05)*	1	2-5-7	1.5-3	0-0	0	0	0	0
at Utah (10/15/05)*	1	0-6-6	0-0	0-0	0	0	0	0
UNM (10/22/05)*	1	2-0-2	1.0-2	0-0	0	0	0	0
TCU (10/29/05)				DNP-INJ				
at CSU (11/12/05)*	1	0-4-4	0-0	0-0	0	0	0	0
WYO (11/19/05)*	1	2-0-2	0-0	0-0	0	0	0	0
at Hawaii (12/3/05)	1	0-1-1	0-0	0-0	0	0	0	1
UTEP (8/31/06)*	1	1-2-3	0.5-1	0-0	0	0	0	0
at Wisconsin (8/31/06)*	1	3-3-6	2.0-9	1.0-8	0	0	1	0
UTAH (9/23/06)*	1	2-2-4	0-0	0-0	0	0	0	0
at SJSU (9/30/06)*	1	1-3-4	1.0-1	0-0	0	0	1	0
at BYU (10/3/06)*	1	0-1-1	0-0	0-0	0	0	0	0
AFA (10/21/06)*	1	4-3-7	1.0-6	1.0-6	0	0	0	0
CAL POLY (10/28/06)*	1	4-3-7	1.0-6	1.0-6	0	0	0	0
at WYO (11/4/06)*	1	0-2-2	0-0	0-0	0	0	0	0
UNLV (11/11/06)*	1	1-2-3	0-0	0-0	0	0	0	0
at TCU (11/18/06)*	1	2-2-4	0-0	0-0	0	0	1	0
at UNM (11/25/06)*	1	0-0-0	0-0	0-0	0	1	0	0

\* = Game started

**2006 Highs:** Tackles: 7 vs. AFA (10/21/06); TFL: 2.0 at Wisconsin (9/16/06); Sacks: 1.0, vs. AFA (10/21/06), at Wisconsin (9/16/06); PBU: 1 at UNM (11/25/06); FF: 1 at TCU (11/18/06), SJSU (9/30/06), Wisconsin (9/16/06)



### ► #3 DONNY BAKER

DB, 5-9, 165, Sr.-3L,  
Miami, Fla. (Pace HS)

One of the Aztecs' two returning starters at cornerback, along with classmate Terrell Maze ... Major defensive contributor each of the last two seasons ... An active, speedy defensive back who finds the ball ... Fourth in SDSU history in career passes broken up with 31 ... All 31 PBUs have come in the last three seasons.

**2006:** Had two interceptions, two PBUs and a tackle for a loss of seven yards against UTEP ... First Aztec since 2004 to have two INTs in a single game ... Six stops, including five solos, and one PBU at Wisconsin ... Season-high seven tackles all solo efforts versus Utah ... Did not play at BYU ... Three stops against Air Force and four versus Cal Poly ... Has returned a punt in two outings ... Limited by an ankle injury against Wyoming and UNLV ... Seven solo efforts and a PBU at TCU ... Did not play at UNM.

#### BAKER'S CAREER STATS

Career Statistics	G	UA-AT-TT	TFL-Yds.	Sacks	Int.	PBU	FF	FR
2003	7	1-0-1	0.0-0	0.0-0	0	0	0	0
2004	10	16-5-21	0.0-0	0.0-0	2-27	13	0	0
2005	12	42-18-60	2.0-3	0.0-0	1-(-3)	12	0	1
2006	9	27-2-29	1.0-7	0.0-0	2-0	6	0	0
<b>Totals</b>	<b>38</b>	<b>86-25-111</b>	<b>3.0-10</b>	<b>0.0-0</b>	<b>5-24</b>	<b>31</b>	<b>0</b>	<b>1</b>

**Career Highs:** Tackles: 12 at Ohio St. (9/17/05); TFL: 1, three times; INT: 2 vs. UTEP (8/31/06); PBU: 4 at Wyoming (10/9/04); FR: 1 at Ohio St. (9/17/05).

2006 San Diego State Football Updated Bios

BAKER CAREER GAME-BY-GAME

	G	UA-AT-TT	TFL-Yds.	Sacks	Int.	PBU	FF	FR
E. Wash. (9/30/03)	1	0-0-0	0-0	0-0	0	0	0	0
at Ohio St. (9/6/03)			DNP					
at UTEP (9/13/03)	1	1-0-1	0-0	0-0	0	0	0	0
Samford (9/20/03)	1	0-0-0	0-0	0-0	0	0	0	0
at UCLA (9/27/03)			DNP					
BYU (10/4/03)	1	0-0-0	0-0	0-0	0	0	0	0
at Utah (10/11/03)			DNP					
UNM (10/18/03)	1	0-0-0	0-0	0-0	0	0	0	0
WYO (10/25/03)			DNP					
at UNLV (11/8/03)	1	0-0-0	0-0	0-0	0	0	0	0
at CSU (11/15/03)	1	0-0-0	0-0	0-0	0	0	0	0
Air Force (11/22/03)			DNP					
Idaho St. (9/4/04)	1	2-2-4	0-0	0-0	1-15	2	0	0
at Michigan (9/18/04)			DNP					
Nevada (9/25/04)	1	0-0-0	0-0	0-0	0	1	0	0
at UCLA (10/2/04)	1	3-0-3	0-0	0-0	0	1	0	0
at WYO (10/9/04)	1	1-1-2	0-0	0-0	0	4	0	0
CSU (10/16/04)	1	1-0-1	0-0	0-0	0	0	0	0
at UNM (10/23/04)	1	2-0-2	0-0	0-0	0	1	0	0
Utah (10/30/04)*	1	0-0-0	0-0	0-0	0	2	0	0
at BYU (11/6/04)	1	6-0-6	0-0	0-0	0	0	0	0
at Air Force (11/13/04)	1	1-1-2	0-0	0-0	0	1	0	0
UNLV (11/20/04)	1	0-1-1	0-0	0-0	1-12	1	0	0
UCLA (9/3/05)*	1	3-1-4	0-0	0-0	0	0	0	0
at Air Force (9/10/05)*	1	5-0-5	0-0	0-0	0	0	0	0
at Ohio St. (9/17/05)*	1	9-3-12	0-0	0-0	1-(-3)	1	0	1
San Jose St. (9/24/05)*	1	0-2-2	0-0	0-0	0	3	0	0
BYU (10/1/05)*	1	3-0-3	1.0-1	0-0	0	2	0	0
at UNLV (10/8/05)*	1	1-1-2	0-0	0-0	0	1	0	0
at Utah (10/15/05)*	1	3-3-6	0-0	0-0	0	0	0	0
UNM (10/22/05)*	1	3-2-5	0-0	0-0	0	1	0	0
TCU (10/29/05)*	1	4-0-4	0-0	0-0	0	0	0	0
at CSU (11/12/05)*	1	5-1-6	1-2	0-0	0	1	0	0
WYO (11/19/05)*	1	4-4-8	0-0	0-0	0	1	0	0
at Hawai'i (12/3/05)*	1	2-1-3	0-0	0-0	0	2	0	0
UTEP (8/31/06)*	1	1-0-1	1.0-7	0-0	2-0	2	0	0
at Wisconsin (9/16/06)*	1	5-1-6	0-0	0-0	0	1	0	0
UTAH (9/23/06)*	1	7-0-7	0-0	0-0	0	0	0	0
at SJSU (9/30/06)*	1	1-0-1	0-0	0-0	0	1	0	0
at BYU (10/7/06)			DNP-CD					
AFA (10/21/06)*	1	2-1-3	0-0	0-0	0	0	0	0
CAL POLY (10/28/06)*	1	4-0-4	0-0	0-0	0	1	0	0
at WYO (10/28/06)	1	4-2-6	1.0-0	0-0	0	0	0	0
UNLV (10/28/06)	1	4-0-4	0-0	0-0	0	1	0	0
at TCU (11/18/06)*	1	4-1-5	1.0-2	1.0-2	0	0	0	0
at UNM (11/25/06)			DNP-CD					

\* = Game started

2006 Highs: Tackles: 7 at TCU (11/18/06), vs. Utah (9/23/06); TFL: 1, vs. UTEP (8/31/06); INT: 2 vs. UTEP (8/31/06); PBU: 2 vs. UTEP (8/31/06).



#20 RAY BASS

S, 6-0, 195, Jr.-TR  
Corona, Calif. (Hawai'i)

Came to San Diego State in the fall of 2005, sitting out due to NCAA transfer rules ... One of two possible starters at leftside safety ... Speedy defender and solid all-around athlete ... Has started at both rightside and leftside safety.

2006: Logged first career interception in his first game as an Aztec versus UTEP ... Also added a pair of solo tackles as a back-up safety ... Had three solo tackles, a tackle for loss and a pass break up in the endzone against Utah

... First career start at San Jose State ... Season-best four stops at BYU and also forced his first career fumble in the endzone ... Another strong game versus Air Force, logging four tackles, including one for loss, and tallying a pair of PBU ... MWC

Defensive Player of the Week, after recording a career high eight solo tackles and returning an interception 49 yards for a touchdown against UNLV ... Made his first start at leftside safety against the Rebels and at TCU ... Recorded a school-record eight kickoff returns for 188 yards, including a long of 74 against the Horned Frogs, while also logging five tackles on defense ... Returned a pair of kickoffs and matched his career high with eight tackles at New Mexico.

BASS' CAREER STATS

Career Statistics	G	UA-AT-TT	TFL-Yds.	Sacks	Int.	PBU	FF	FR
2006	11	31-7-38	4.0-6	0-0	2-49	5	1	0

Career/2006 Highs: Tackles: 8 at UNM (11/25/06), vs. UNLV (11/11/06); TFL: 1, three times; INT: 1 vs. UNLV (11/11/06), UTEP (8/31/06); PBU: 2 vs. AFA (10/21/06); FF: 1 at BYU (10/7/06).



#37 BRANDON BORNES

RB, 6-1, 225, Jr.-2L,  
Vista, Calif. (Rancho Buena Vista HS)

A major contributor in his first two years of competition ... Took over starting running-back duties down the stretch in 2004, and also spent his freshman season returning kickoffs ... A physical runner who is rarely brought down by one defender ... Starter at halfback ... Reached the 1,000 career mark in rushing yards at BYU earlier this year.

2006: Had one carry against UTEP and at Wisconsin ... First start of the season versus Utah, logging

four carries for 10 yards ... Had eight carries for 35 yards with a long of 13 at San Jose State ... Season-high 31 yards on nine carries, while adding two receptions and a touchdown at BYU ... Season-long 14-yard run versus Air Force ... One catch and one carry versus Cal Poly ... Season-high 16 carries for 60 yards and a 9-yard touchdown run in the win over UNLV ... 26-yard kickoff return at TCU ... First career TD reception at New Mexico, taking it in from 28 yards out ... 28-yard catch was a career long, while he set (61 receiving yards) or matched (3 receptions) two other career single-game bests vs. the Lobos.

BORNES' CAREER STATS

Career Statistics	Rushing					Receiving			
	G	Att.	Yds.	TD	Avg.	No.	Yds.	TD	Avg.
2004	11	133	578	6	4.3	3	27	0	9.0
2005	12	92	369	2	4.0	12	72	0	6.0
2006	11	53	194	2	3.7	6	88	0	14.7
Totals	34	278	1,141	10	4.1	21	187	0	8.9

Career Highs: Carries: 28 at Air Force (11/13/04); Rushing Yards: 112 vs. Utah (10/30/04); Rushing TDs: 2 at Air Force (11/13/04); Long Rush: 41 vs. Utah (10/30/04); Receptions: 3 at UNM (11/25/06), vs. UCLA (9/3/05), at UNLV (10/8/05); Receiving Yards: 61 at UNM (11/25/06); Long Reception: 28 at UNM (11/25/06)

BORNES CAREER GAME-BY-GAME

	Rushing					Receiving		
	Att.	Yds.	TD	Avg.	No.	Yds.	TD	Avg.
Idaho State (9/4/04)	8	46	1	5.8	0	0	0	0.0
at Michigan (9/18/04)	2	2	0	1.0	0	0	0	0.0
Nevada (9/25/04)	9	59	1	6.6	0	0	0	0.0
at UCLA (10/2/04)*	9	62	1	6.9	0	0	0	0.0
at Wyoming (10/9/04)	4	9	0	2.3	0	0	0	0.0
Colorado State (10/16/04)	5	27	0	5.4	0	0	0	0.0
at New Mexico (10/23/04)	11	22	0	2.0	0	0	0	0.0
Utah (10/30/04)	17	112	0	6.6	1	2	0	2.0
at BYU (11/6/04)	19	60	1	3.2	1	12	0	12.0
at Air Force (11/13/04)*	28	103	2	3.7	0	0	0	0.0
UNLV (11/20/04)*	21	76	0	3.6	1	13	0	13.0
UCLA (9/3/05)	4	21	0	5.3	3	31	0	10.3
at Air Force (9/10/05)	2	19	0	9.5	1	9	0	9.0
at Ohio St. (9/17/05)	3	6	0	2.0	0	0	0	0.0
San Jose St. (9/24/05)	8	29	0	3.6	1	5	0	5.0
BYU (10/1/05)	18	77	1	4.3	1	7	0	7.0



2006 San Diego State Football Updated Bios

at UNLV (10/8/05)*	11	33	0	3.0	3	3	0	1.0
at Utah (10/15/05)*	25	78	0	3.1	1	9	0	9.0
UNM (10/22/05)*	2	32	0	16.0	1	2	0	2.0
TCU (10/29/05)*	4	14	0	3.5	0	0	0	0.0
at CSU (11/12/05)	6	23	0	3.8	0	0	0	0.0
WYO (11/19/05)*	4	25	1	6.2	1	6	0	6.0
at Hawai'i (12/3/05)	5	12	0	2.4	0	0	0	0.0
UTEP (8/31/06)	1	-3	0	0.0	0	0	0	0.0
at Wisconsin (9/16/06)	1	3	0	3.0	0	0	0	0.0
UTAH (9/23/06)*	4	10	0	2.5	0	0	0	0.0
at SJSU (9/30/06)	8	35	0	4.4	0	0	0	0.0
at BYU (10/7/06)*	9	31	1	3.4	2	18	0	9.0
AFA (10/21/06)	1	14	0	14.0	0	0	0	0.0
CAL POLY (10/28/06)*	1	3	0	3.0	1	9	0	9.0
at WYO (11/4/06)*	1	4	0	4.0	0	0	0	0.0
UNLV (11/11/06)*	16	60	1	3.8	0	0	0	0.0
at TCU (11/18/06)	4	8	0	2.0	0	0	0	0.0
at UNM (11/25/06)	7	29	0	4.1	3	61	1	2

\* = Game started

**2006 Highs:** Carries: 16 vs. UNLV (11/11/06); Rushing Yards: 60 vs UNLV (11/11/06); Receptions: 3 at UNM (11/25/06), vs. UCLA (9/3/05), at UNLV (10/8/05); Receiving Yards: 61 at UNM (11/25/06); Long Reception: 28 at UNM (11/25/06).




► **#64 MATT CALLAHAN**

OL, 6-7, 295, Jr.-2L,  
Walnut Creek, Calif. (Ygnacio Valley HS)

A veteran on the offensive line who has played in 18 career contests ... Was listed as the backup at right tackle a year ago ... A walk-on who is an intelligent player and hard worker.

**2006:** Backup at left tackle for the first four games ... The backup at right guard versus BYU and Air Force and Cal Poly games ... Backup at left tackle against Wyoming, TCU and New Mexico ... Has yet to play this season.



► **#23 TYLER CAMPBELL**

RB, 6-0, 215, So.-RS,  
Austin, Texas. (Pasadena JC)

Came to SDSU during fall camp 2005, redshirting the season ... Offensive scout team player of the year ... Listed as the backup at halfback and also plays on special teams.

**2006:** Had one carry for four yards against UTEP ... Also returned three kickoffs for 47 yards with a long of 19 ... Logged second carry of the season against Utah ... First career touchdown on his fourth career carry, reaching the endzone on a one-yard run at San Jose State ... Scored his second career TD at BYU on another one-yard run in the third quarter ... One carry and returned a kickoff against Air Force ... Career best three carries for five yards against UNLV.

**CAMPBELL'S CAREER STATS**

Career Statistics	Rushing					Receiving			
	G	Att.	Yds.	TD	Avg.	No.	Yds.	TD	Avg.
2006	11	10	7	2	0.7	0	0	0	0.0

**Career/2006 Highs:** Carries: 3 vs. UNLV (11/11/06); Rushing Yards: 5 vs. UNLV (11/11/06); Rushing TD: 1 at BYU (10/7/06), at SJSU (9/30/06); Longest KO Return: 19 vs. UTEP (8/31/06).



► **#3 KEVIN CRAFT**

QB, 6-5, 200, Fr.-RS,  
Valley Center, Calif. (Valley Center HS)

Started five times in 2006, and currently is the backup at QB entering the Colorado State game ... A dual-threat quarterback, who will compete for playing time ... Joined the team in January 2005 after signing in February of 2004 .

**2006:** Did not play against UTEP or Wisconsin ... Made his Aztec debut in the fourth quarter against Utah ... Came off the bench in the third quarter at San Jose State, running for 10 yards on two carries and completing three of his seven pass attempts ... Logged his first career start at BYU, completing 20 of his 32 passes for 216 yards, including a long of 41 ... Second straight start versus Air Force, throwing for 133 yards and connecting on his first career TD pass, a 49-yarder to Chaz Schilens ... Was 12-for-19 (63 percent) against the Falcons ... Threw for a career best two touchdowns versus Cal Poly, completing 10 of his 15 passes ... Starter at Wyoming, tossing a 60-yard TD to Chaz Schilens ... Started against UNLV ... Came off the bench at both TCU and New Mexico.

**CRAFT'S CAREER PASSING STATS**

Career Statistics	G	Att.	Com.	INT	Yds.	TDs	Eff.	Tot. Off.
2006	9	121	69	6	737	4	109.18	722

**CRAFT CAREER GAME-BY-GAME**

	Passing				Rushing			
	Att.	Com.	INT	Yds.	TDs	Att.	Yds.	TDs
UTEP (8/31/06)								
at Wisconsin (9/16/06)								
Utah (9/23/06)	1	0	1	0	0	1	1	0
at SJSU (9/30/06)	7	3	1	7	0	2	10	0
at BYU (10/7/06)*	32	20	1	216	0	5	2	0
AFA (10/21/06)*	19	12	0	133	1	3	-7	0
CAL POLY (10/28/06)*	15	10	0	157	2	10	-18	0
at WYO (11/4/06)*	15	6	1	98	1	5	-7	0
UNLV (11/11/06)*	14	9	1	68	0	0	0	0
at TCU (11/18/06)	10	5	1	3	0	1	6	0
at UNM (11/25/06)	8	4	0	55	0	2	-2	0

\* = Game started

**Career/2006 Highs:** Attempts: 32 at BYU (10/7/06); Completions: 20 at BYU (10/7/06); Passing Yards: 216 at BYU (10/7/06); Passing TDs: 2 vs. Cal Poly (10/28/06); Carries: 10 vs. Cal Poly (10/28/06); Rushing Yards: 10 at SJSU (9/30/06).



► **#41 TONY DEMARTINIS**

DL, 6-5, 255, Fr.-RS,  
Sun Valley, Calif. (Notre Dame HS)

Second on the depth chart at defensive end ... Has seen plenty of playing time on a defensive line which returns three of four starters.

**2006:** First career games against UTEP, Wisconsin, Utah and San Jose State ... First career tackle was behind the line of scrimmage at BYU ... Two stops versus Air Force and TCU.

**DEMARTINIS' CAREER STATS**

Career Statistics	G	UA-AT-TT	TFL-Yds.	Sacks	Int.	PBU	FF	FR
2006	9	1-4-5	1.0-1	0-0	0-0	0	0	0



► **#62 BRANDYN DOMBROWSKI**

OL, 6-6, 335, Jr.-2L,  
Henderson, Nev. (Green Valley HS)

Two-year returning starter ... Played and started every contest at right guard a year ago after an injury-plagued red-shirt freshman season ... Started 28 games, including each of the last 27.

**2006:** Started two games at left guard and nine games at right guard in 2006.

2006 San Diego State Football Updated Bios



► #65 WHITLEY FEHOKO

OL, 6-0, 320, Fr.-HS,  
Honolulu, Hawaii (Farrington HS)

Only true freshman on the two-deep ... One of the team's strongest players, who was an all-state and Nike All-American as a prep ... Listed as the backup at left guard entering the Colorado State contest.

2006: Did not play against UTEP, Wisconsin or Utah ... Made his Aztec debut in the second half against San Jose State ... Has been in the Aztec starting lineup six times, starting with the BYU contest ... One tackle at TCU ... Came

off the bench at New Mexico.



► #92 SIAOSI FIFITA

DE, 6-4, 260, So.-1L,  
Van Nuys, Calif. (Birmingham HS)

In the mix for even more playing time on the defensive line after appearing in every contest a year ago ... Figures to become a prominent player as his career unfolds ... Backup at one defensive end spot behind starter Nick Osborn.

2006: Did not play in the opener ... First action of 2006 at Wisconsin, tallying a tackle assist ... One stop at BYU ... Also played against Utah, San Jose State, Air Force and Cal Poly and Wyoming but did not have a tackle ... One assisted stop versus UNLV and at New Mexico.

FIFITA'S CAREER STATS

Career Statistics	G	UA-AT-TT	TFL-Yds.	Sacks	Int.	PBU	FF	FR
2005	12	3-7-10	0-0	0-0	0-0	0	0	0
2006	10	0-4-4	0-0	0-0	0-0	0	0	0
Totals	22	3-11-14	0-0	0-0	0-0	0	0	0

Career Highs: Tackles: 3 at Hawai'i (12/3/05).



► #31 REGGIE GRIGSBY

S, 6-0, 205, Sr.-3L,  
Oceanside, Calif. (El Camino HS)

Aztec's top returning tackler who is slated to start at safety for the second year in a row ... Has continued SDSU's tradition of producing top-notch safeties ... Was an important member of the rotation in the secondary his first two campaigns ... An athletic, physical player, who boasts a strong work ethic ... Missed the first two weeks of fall camp with a broken bone in his leg.

2006: Did not play in the opener with UTEP ... In the starting line-up at Wisconsin, tallying four solo tackles ... Four stops versus Utah ... Season-high six tackles and forced a fumble that led to a TD at San Jose State ... Did not play against BYU (injury) ... Returned to action in the win over Air Force, tallying five tackles in a starting role ... Recovered his third career fumble vs. Cal Poly ... Five stops at Wyoming ... Six tackles and a pair of PBU in the win over UNLV ... Missed the New Mexico game due to injury.

GRIGSBY'S CAREER STATS

Career Statistics	G	UA-AT-TT	TFL-Yds.	Sacks	Int.	PBU	FF	FR
2003	12	10-11-21	0-0	0-0	0	0	0	2
2004	9	3-2-5	0-0	0-0	1-22	2	0	0
2005	12	57-33-90	1.0-2	0-0	1-21	3	1	0
2006	8	24-12-36	0-0	0-0	0-0	3	1	1
Totals	41	94-58-152	1.0-2	0-0	2-43	8	2	3

Career Highs: Tackles: 12 at Air Force (9/10/05); TFL: 1 vs. UCLA (9/3/05); Int.: 1, twice; FF: 1 at San Jose State (9/30/06), Utah (10/15/05); FR: 1 vs. Cal Poly (10/28/06), New Mexico (10/18/03), at Texas-El Paso (9/13/03); PBU: 2 vs. UNLV (11/11/06), BYU (10/1/05).

GRIGSBY CAREER GAME-BY-GAME

	G	UA-AT-TT	TFL-Yds.	Sacks	Int.	PBU	FF	FR
E. Wash. (9/30/03)	1	2-1-3	0-0	0-0	0	0	0	0
at Ohio St. (9/6/03)	1	0-1-1	0-0	0-0	0	0	0	0
at UTEP (9/13/03)	1	1-1-2	0-0	0-0	0	0	0	1-0
Samford (9/20/03)	1	0-0-0	0-0	0-0	0	0	0	0
at UCLA (9/27/03)	1	1-0-1	0-0	0-0	0	0	0	0
BYU (10/4/03)	1	1-2-3	0-0	0-0	0	0	0	0
at Utah (10/11/03)	1	0-2-2	0-0	0-0	0	0	0	0
UNM (10/18/03)	1	4-1-5	0-0	0-0	0	0	0	1-0
WYO (10/25/03)	1	1-1-2	0-0	0-0	0	0	0	0
at UNLV (11/8/03)	1	0-1-1	0-0	0-0	0	0	0	0
at CSU (11/15/03)	1	0-1-1	0-0	0-0	0	0	0	0
Air Force (11/22/03)	1	0-0-0	0-0	0-0	0	0	0	0
Idaho St. (9/4/04)	1	1-1-2	0-0	0-0	0	1	0	0
at Michigan (9/18/04)	1	0-0-0	0-0	0-0	0	0	0	0
Nevada (9/25/04)	1	2-0-2	0-0	0-0	0	0	0	0
at UCLA (10/2/04)	1	0-0-0	0-0	0-0	0	0	0	0
at WYO (10/9/04)	1	0-0-0	0-0	0-0	0	0	0	0
CSU (10/16/04)	1	0-0-0	0-0	0-0	1-22	1	0	0
at UNM (10/23/04)	1	0-0-0	0-0	0-0	0	0	0	0
Utah (10/30/04)			DNP					
at BYU (11/6/04)	1	0-1-1	0-0	0-0	0	0	0	0
at Air Force (11/13/04)			DNP					
UNLV (11/20/04)	1	0-0-0	0-0	0-0	0	0	0	0
UCLA (9/3/05)*	1	4-2-6	1.0-2	0-0	0	0	0	0
at Air Force (9/10/05)*	1	8-4-12	0-0	0-0	0	1	0	0
at Ohio St. (9/17/05)*	1	4-5-9	0-0	0-0	0	0	0	0
San Jose St. (9/24/05)*	1	2-2-4	0-0	0-0	0	0	0	0
BYU (10/1/05)*	1	5-1-6	0-0	0-0	0	2	0	0
at UNLV (10/8/05)*	1	5-4-9	0-0	0-0	0	0	0	0
at Utah (10/15/05)*	1	8-3-11	0-0	0-0	1-21	0	1	0
UNM (10/22/05)*	1	8-3-11	0-0	0-0	0	0	0	0
TCU (10/29/05)*	1	6-1-7	0-0	0-0	0	0	0	0
at CSU (11/12/05)*	1	1-3-4	0-0	0-0	0	0	0	0
WYO (11/19/05)*	1	4-3-7	0-0	0-0	0	0	0	0
at Hawai'i (12/3/05)*	1	2-2-4	0-0	0-0	0	0	0	0
UTEP (8/31/06)			DNP-INJ					
at Wisconsin (9/16/06)*	1	4-0-4	0-0	0-0	0	0	0	0
UTAH (9/23/06)*	1	4-0-4	0-0	0-0	0	0	0	0
at SJSU (9/23/06)	1	3-3-6	0-0	0-0	0	1	1	0
at BYU (10/7/06)			DNP-INJ					
AFA (10/21/06)*	1	2-3-5	0-0	0-0	0	0	0	0
CAL POLY (10/28/06)*	1	3-0-3	0-0	0-0	0	0	0	1
at WYO (11/4/06)*	1	2-3-5	0-0	0-0	0	0	0	0
UNLV (11/11/06)*	1	4-2-6	0-0	0-0	0	2	0	0
at TCU (11/18/06)*	1	2-1-3	0-0	0-0	0	2	0	0
at UNM (11/24/06)			DNP-INJ					

\* = Game started

2006 Highs: Tackles: 6 vs UNLV (11/11/06), at SJSU (9/30/06); PBU: 2 vs. UNLV (11/11/06); FF: 1 at SJSU (9/30/06); FR: 1 vs. Cal Poly (10/28/06).



► #22 LYNELL HAMILTON

RB, 6-0, 225, Jr.-2L,  
Stockton, Calif. (Edison HS)

SDSU's top rusher each of his two competitive campaigns on Montezuma Mesa ... 2006 Maxwell Award watch list (collegiate player of the year) ... 2,051 career rushing yards is 10th in SDSU history, while his 478 carries are sixth ... Is the 10th Aztec to run for 2,000 yards ... Has recorded eight career 100-yard rushing games and four with at least 150 yards ... Three-time Doak Walker Award nominee (top collegiate running back) ... Spent the 2004 season on the red-

shirt list as he continued to recover from the broken ankle that ended his rookie season ... Arrived on Montezuma Mesa in 2003 as one of the most decorated recruits in nearly two decades and lived up to the hype by producing the best rook-

## 2006 San Diego State Football Updated Bios

ie season by an Aztec since Marshall Faulk ... A first-team freshman All-American by *Rivals.com* and *The Sporting News* ... Mountain West Conference freshman of the year and just the second player in league history named first-team all-conference as a freshman ... The only offensive player in the country to make first-team all-league as a frosh in 2003.

**2006:** Career high six receptions against both UTEP (4-64 yards) and Wisconsin (4-26 yards) ... Career-best 36-yard reception versus UTEP ... 20 carries against the Miners and 11 versus the Badgers ... Ran for 53 yards on 16 carries versus Utah and also added three receptions for 12 yards ... Missed the three games due to a torn meniscus in his left knee suffered in the Utah game ... Dressed by did not play against Air Force ... Returned from injury against Cal Poly, logging four carries for 24 yards, and Wyoming, when he carried three times for nine yards ... Will miss the remainder of the year with a knee injury.

### HAMILTON'S CAREER STATS

Career Statistics	Rushing					Receiving				
	G	Att.	Yds.	TD	Avg.	No.	Yds.	TD	Avg.	
2003	10	234	1087	4	4.6	13	100	1	7.7	
2004	DNP - Redshirt									
2005	11	190	819	9	4.3	26	144	0	5.5	
2006	5	54	145	1	2.7	15	102	0	6.8	
<b>Totals</b>	<b>26</b>	<b>478</b>	<b>2,051</b>	<b>14</b>	<b>4.3</b>	<b>54</b>	<b>346</b>	<b>1</b>	<b>6.4</b>	

**Career Highs:** Carries: 40 vs. Wyoming (10/25/03); Rushing Yards: 220 vs. Samford (9/20/03); Rushing TDs: 2, three times; Longest Rush: 53 vs. BYU (10/1/05); Receptions: 6 vs. UTEP (8/31/06), at Wisconsin (9/16/06); Receiving Yards: 64 vs. UTEP (8/31/06); Long Reception: 36 vs. UTEP (8/31/06).

### HAMILTON CAREER GAME-BY-GAME

	Rushing					Receiving				
	Att.	Yds.	TD	Avg.	No.	Yds.	TD	Avg.		
Eastern Wash. (9/30/03)	23	113	2	4.9	0	0	0	0.0		
at Ohio State (9/6/03)*	17	69	0	4.1	1	8	0	8.0		
at Texas-El Paso (9/13/03)*	22	107	0	4.9	2	26	0	13.0		
Samford (9/20/03)*	31	220	1	7.1	2	19	1	9.5		
at UCLA (9/27/03)*	20	87	0	4.4	4	12	0	3.0		
BYU (10/4/03)*	22	74	0	3.4	1	27	0	27.0		
at Utah (10/11/03)*	17	49	0	2.9	1	-4	0	-4.0		
New Mexico (10/18/03)*	18	56	1	3.1	1	4	0	4.0		
Wyoming (10/25/03)	40	218	0	5.5	0	0	0	0.0		
at UNLV (11/8/03)*	24	94	0	3.9	1	8	0	8.0		
at Colorado State (11/15/03)	DNP-INJ									
Air Force (11/22/03)	DNP-INJ									
UCLA (9/3/05)*	24	82	2	3.4	5	35	0	7.0		
at Air Force (9/10/05)*	15	65	1	4.3	2	19	0	9.5		
at Ohio St. (9/17/05)*	7	10	0	1.4	3	11	0	3.8		
San Jose State (9/24/05)*	19	72	1	3.8	4	25	0	6.3		
BYU (10/1/05)	30	161	2	5.4	1	-6	0	-6.0		
at UNLV (10/8/05)	5	14	0	2.8	1	8	0	8.0		
at Utah (10/15/05)	DNP-INJ									
UNM (10/22/05)*	9	28	0	3.1	1	7	0	7.0		
TCU (10/29/05)	7	15	0	2.5	1	3	0	3.0		
at CSU (11/12/05)*	21	108	1	5.1	2	12	0	6.0		
WYO (11/19/05)*	27	154	1	5.7	4	16	0	4.0		
at Hawai'i (12/3/05)*	26	110	1	4.2	2	14	0	7.0		
UTEP (8/31/06)*	20	40	1	2.0	6	64	0	10.7		
at Wisconsin (9/16/06)*	11	19	0	1.7	6	26	0	4.3		
UTAH (9/23/06)*	16	53	0	3.3	3	12	0	4.0		
at SJSU (9/30/06)	DNP-INJ									
at BYU (10/7/06)	DNP-INJ									
AFA (10/21/06)	DNP-INJ									
CAL POLY (10/28/06)	4	24	0	6.0	0	0	0	0.0		
at WYO (11/4/06)	3	9	0	3.0	0	0	0	0.0		
UNLV (11/11/06)	DNP-INJ									
at TCU (11/18/06)	DNP-INJ									
at UNM (11/25/06)	DNP-INJ									

\* = Game started

**2006 Highs:** Carries: 20 vs. UTEP (8/31/06); Rushing Yards: 53 vs. Utah (9/23/06); Rushing TDs: 1 vs. UTEP (8/31/06); Longest Rush: 12 vs. UTEP (8/31/06); Receptions: 6 vs. UTEP (8/31/06), vs. Wisconsin (9/16/06); Receiving Yards: 64 vs. UTEP (8/31/06); Long Reception: 36 vs. UTEP (8/31/06).



### ► #21 ATIYAH HENDERSON

RB, 5-9, 185, Fr-RS,  
Rockledge, Fla. (Rockledge HS)

Had an outstanding spring season after redshirting during the fall ... First on the depth chart at tailback ... A speedster with great one-on-one moves ... Also could play a part in the return game ... Fifth in the MWC in rushing yards per game in league only (66.9/g) and overall contests (64.2/g).

**2006:** Made Aztec debut versus UTEP... One carry for no yards against the Miners .. Played at Wisconsin ... Outstanding performance against Utah, carrying 12 times for 98 yards, including a long of 40 ... First career start at San Jose State, recording 98 yards rushing for the second straight game on a then team season-high 24 carries ... Caught his first career pass for six yards against the Spartans ... Carried 21 times for 93 yards and caught two passes for 10 yards at BYU ... Career night in the win over Air Force, rushing for a career-best 142 yards on a 25 carries ... Averaged 5.7 yards per carry with a long of 26 ... Set up SDSU's winning field goal with a 19-yard run on third and eight ... 60 yards rushing in the fourth quarter versus the Falcons ... Fifth straight game with 90 or more yards on the ground, logging a career-best 26 carries for 140 yards against Cal Poly ... Nine carries for 30 yards and a career-high three receptions at Wyoming ... Had 22 carries and three catches in the game with UNLV ... Career best four receptions, with a long of 11 yards, at TCU ... Career-long 32-yard reception at New Mexico.

### HENDERSON'S CAREER STATS

Career Statistics	Rushing					Receiving				
	G	Att.	Yds.	TD	Avg.	No.	Yds.	TD	Avg.	
2006	11	163	706	0	4.3	17	80	0	4.7	

**Career/2006 Highs:** Carries: 26 vs. Cal Poly (10/28/06); Rushing Yards: 142 vs. AFA (10/21/06); Long Rush: 40 vs. Utah (9/23/06); Receptions: 4 at TCU (11/18/06); Receiving Yards: 37 at UNM (11/25/06); Long Rec.: 32 at UNM (11/25/06).

### HENDERSON CAREER GAME-BY-GAME

	Rushing					Receiving				
	Att.	Yds.	TD	Avg.	No.	Yds.	TD	Avg.		
UTEP (8/31/06)	1	0	0	0.0	0	0	0	0.0		
at Wisconsin (9/16/06)	0	0	0	0.0	0	0	0	0.0		
UTAH (9/23/06)	12	98	0	2.5	0	0	0	0.0		
at SJSU (9/30/06)*	24	98	0	4.1	1	6	0	6.0		
at BYU (10/7/06)*	21	93	0	4.4	2	10	0	5.0		
AFA (10/21/06)*	25	142	0	5.7	2	2	0	1.0		
CAL POLY (10/28/06)*	26	140	0	5.4	0	0	0	0.0		
at WYO (11/4/06)*	9	30	0	3.3	3	8	0	2.7		
UNLV (11/11/06)*	22	62	0	2.8	3	0	0	0.0		
at TCU (11/18/06)*	12	22	0	1.8	4	17	0	4.3		
at UNM (11/25/06)	11	21	0	1.9	2	37	0	18.5		

\* = Game started



### ► #17 MICHAEL HUGHES

P/K, 6-1, 190, Jr-2L,  
Moreno Valley, Calif. (Canyon Springs HS)

A tremendous punter who also serves as the backup place-kicker ... Had a breakout season as a sophomore, ranking in the top 10 nationally and finishing with the school's third-best season punting average (44.8) ... Second team all-conference, *College Football News* honorable mention All-American ... Also handled the majority of the kickoff duties in 2005 ... Missed first week of fall camp due to an injury to his kicking foot ... 2006 Ray Guy Award Watch List ... Third in school history in career punts (153) and yardage (6,373).

## 2006 San Diego State Football Updated Bios

**2006:** Two punts against UTEP ... Career-high 12 punts at Wisconsin for 478 yards, including a long of 52 yards ... 12 punts matched a school single-game record ... Season-best 53-yarder against Utah, averaging 40.8 yards on four punts ... Matched his season best with a 53-yard punt at BYU, averaging 41.6 yards on five kicks ... Season high average of 45.7 on three punts versus Air Force, including another 53-yarder ... Career game at Wyoming, averaging 52.2 yards on five kicks, dropping on inside the 20 and booting another 64 yards ... 52.2 game average is third in SDSU history ... Just one kick vs. UNLV, leaving the game in the first quarter with a shoulder injury ... Did not play at TCU or New Mexico due to injury.

### HUGHES' CAREER STATS

Career Statistics	G	No.	Yds.	Avg.	Long	TB	FC	I20	Blk.
2004	11	44	1,670	38.0	58	2	1	12	0
2005	12	67	3,003	44.8	78	10	3	19	0
2006	9	42	1,700	40.5	64	6	6	6	0
Totals	32	153	6,373	41.7	78	18	10	37	0

**Career Highs:** Punts: 12 at Wisconsin (9/16/06); Yards: 483 at Ohio St. (9/17/05); Avg.: 52.2 (5-for-261) at Wyoming (11/4/06).

**2006 Highs:** Punts: 12 at Wisconsin (9/16/06); Yards: 478 at Wisconsin (9/16/06); Avg.: 52.2 (5-for-261) at Wyoming (11/4/06); Long: 64 at Wyoming (11/4/06).



### ▶ #39 SCOTTY JAMES

DB, 5-10, 175, Jr.-TR,  
Elsinore, Calif. (Mt. San Jacinto JC)

A transfer, who originally attended SDSU out of high school, but later transferred to Mt. San Jacinto in 2004 to play basketball ... Played with the Eagles' football team in 2005 ... The backups at one cornerback spot behind returning starter Donny Baker.

**2006:** Played in six games ... First action in an Aztec uniform at Wisconsin ... A reserve on special teams at BYU and versus Air Force and Cal Poly ... Played on defense in the fourth quarter of the TCU contest, logging one solo tackle ... Made his first career start at New Mexico, making one stop.

### JAMES'S CAREER STATS

Career Statistics	G	UA-AT-TT	TFL-Yds.	Sacks	Int.	PBU	FF	FR
2006	6	1-1-2	0-0	0-0	0-0	0	0	0



### ▶ #75 PATRICK JUSTMAN

OL, 6-6, 300, Sr.-2L,  
Palo Alto, Calif. (Palo Alto HS)

Has played the most career games of any returning Aztec offensive lineman ... Appeared in 34 career contests, making 22 starts ... Starter at center.

**2006:** Made his first 11 career starts at center ... Semifinalist for the National Football Foundation's Draddy Trophy, which honors academic success, football performance and community leadership ... All-district academic and is up for Academic All-America honors.



### ▶ #88 MATTHEW KAWULOK

TE, 6-2, 220, Fr.-RS,  
Boulder, Colo. (Monarch HS)

Redshirted as a true freshman ... Missed spring drills with a torn pectoral muscle ... Returned in time for the fall and is the backup at tight end ... Brother is a tight end and wears the same number at Colorado State.

**2006:** Six starts ... Logged his first career reception - a 23-yarder - in his first career game against UTEP ... First career starts against Wisconsin, SJSU, Utah, BYU and Cal Poly ... One catch for four yards at SJSU ... Career-long 24-yard reception in the win over Air Force ... Returned a kickoff 15 yards at Wyoming ... One catch vs. UNLV (15 yards) and at TCU.

### KAWULOK'S CAREER STATS

Career Statistics	Receiving				
	G	No.	Yds.	TD	Avg.
2006	11	5	65	0	13.0

**Career/2006 Highs:** Rec.: 1 at TCU (11/1/8/06), vs. UNLV (11/11/06), AFA (10/21/06), at SJSU (9/30/06), vs. UTEP (8/31/06); Rec. Yards: 24 vs. AFA (10/21/06).



### ▶ #70 MIKE KRAVETZ

OL, 6-6, 310, Jr.-1L,  
Las Vegas, Nev. (Durango HS)

Was the opening-game starter at right tackle in 2005, before suffering an ankle injury, which limited him to just two contests ... Returned to action during spring practices and is the starter at right tackle.

**2006:** Started on the offensive line in the first 11 games at right tackle.



### ▶ #36 BRETT MARTIN

LB, 6-0, 235, Jr.-2L,  
Corona, Calif. (Centennial HS)

A talented member of San Diego State's linebacking corps ... An intense competitor and energetic, speedy backer whose role will continue to grow ... Starter at weakside linebacker entering the Colorado State contest.

**2006:** Played against UTEP, but did not tally a tackle ... First tackle of the season at Wisconsin ... Season-high three stops versus Utah ... One tackle at San Jose State ... First start of 2006 at BYU, making one solo tackle ... Second straight starting assignment versus Air Force, logging a career-best seven stops ... Starter against Cal Poly and Wyoming, making a combined five tackles ... Two stops and a pass breakup in the win over UNLV ... Two stops at TCU and New Mexico.

### MARTIN'S CAREER STATS

Career Statistics	G	UA-AT-TT	TFL-Yds.	Sacks	Int.	PBU	FF	FR
2004	7	8-1-9	0-0	0-0	0	0	0	0
2005	9	12-18-30	2.5-4	0-0	1-23	2	1	0
2006	11	14-10-24	0-0	0-0	0-0	1	0	0
Totals	27	34-29-63	2.5-4	0-0	1-23	3	1	0

**Career Highs:** Tackles: 7 vs. AFA (10/21/06); TFL: 1.0 vs. UNM (10/22/05), at UNLV (10/8/05); INT: 1, vs. TCU (10/29/05); PBU: 2, at Ohio St. (9/17/05); FF: 1 at Air Force (9/10/05).

### ▶ #63 PETER MANUMA

OL, 6-4, 280, Jr.-TR,  
Long Beach, Calif. (Long Beach CC)

Played offensive line for the Mission Conference American Division Champions at Long Beach CC ... Attended Long Beach Poly High School ... Came to SDSU midway through fall camp ... Is the backup at right tackle.

**2006:** Did not play in the first nine games, before appearing in the TCU contest.



### ▶ #51 JOE MARTIN

LB, 6-2, 230, Sr.-3L,  
Palmdale, Calif. (Paraclete HS)

Played all three linebacker positions in 2005, but moves into the middle for his senior campaign ... Vocal leader who had an outstanding conference season a year ago, ranking in the top six in the MWC in tackles ... Originally a walk-on at SDSU ... One of four team season captains.

**2006:** Tied for team lead with six tackles, including one for a loss, against UTEP ... Eight stops with one for loss, forced his first career fumble and also logged a pass breakup at Wisconsin ... Five tackles and one PBU against Utah ... First Aztec to log double-figures in tackles in 2006, finishing with 11 at San Jose State ... Eight stops

## 2006 San Diego State Football Updated Bios

at BYU ... MWC Defensive Player of the Week following the win over Air Force after recording a career-high 16 tackles, including a sack for a loss of nine yards ... Made four stops versus Cal Poly ... Had 15 tackles at Wyoming, including a sack for five yards ... Seven stops, with a pair of tackles for loss, in the win over UNLV ... Seven solo efforts at TCU and made eight tackles at New Mexico ... Currently fourth in the MWC in tackles per game (8.6), which is 39th nationally.

### MARTIN'S CAREER STATS

Career Statistics	G	UA-AT-TT	TFL-Yds.	Sacks	Int.	PBU	FF	FR
2003	12	6-2-8	0	0-0	0-0	0	0	0
2004	9	9-7-16	0	0-0	0-0	0	0	0
2005	11	39-42-81	4.0-10	1.5-7	1-86	2	0	0
2006	11	53-42-95	6.0-23	2.0-14	0-0	2	1	0
<b>Totals</b>	<b>43</b>	<b>107-93-200</b>	<b>10.0-33</b>	<b>3.5-21</b>	<b>1-86</b>	<b>4</b>	<b>1</b>	<b>0</b>

**Career Highs:** Tackles: 16 vs. AFA (10/21/06); TFL: 2, vs. UNLV (11/11/06), TCU (10/29/05); Sacks: 1, three times; INT: 1 at UNLV (10/5/04); PBU: 1 four times; FF: 1 at Wisconsin (9/16/06).

### MARTIN CAREER GAME-BY-GAME

	G	UA-AT-TT	TFL-Yds.	Sacks	Int.	PBU	FF	FR
E. Wash. (9/30/03)	1	0-0-0	0-0	0-0	0	0	0	0
at Ohio St. (9/6/03)	1	0-0-0	0-0	0-0	0	0	0	0
at UTEP (9/13/03)	1	0-0-0	0-0	0-0	0	0	0	0
Samford (9/20/03)	1	0-1-1	0-0	0-0	0	0	0	0
at UCLA (9/27/03)	1	0-1-1	0-0	0-0	0	0	0	0
BYU (10/4/03)	1	0-0-0	0-0	0-0	0	0	0	0
at Utah (10/11/03)	1	1-0-1	0-0	0-0	0	0	0	0
UNM (10/18/03)	1	0-0-0	0-0	0-0	0	0	0	0
WYO (10/25/03)	1	0-0-0	0-0	0-0	0	0	0	0
at UNLV (11/8/03)	1	0-0-0	0-0	0-0	0	0	0	0
at CSU (11/15/03)	1	1-0-1	0-0	0-0	0	0	0	0
Air Force (11/22/03)	1	4-0-4	0-0	0-0	0	0	0	0
Idaho St. (9/4/04)	1	2-2-4	0-0	0-0	0	0	0	0
at Michigan (9/18/04)	1	0-0-0	0-0	0-0	0	0	0	0
Nevada (9/25/04)	1	1-1-2	0-0	0-0	0	0	0	0
at UCLA (10/2/04)	1	1-0-1	0-0	0-0	0	0	0	0
at WYO (10/9/04)	1	0-0-0	0-0	0-0	0	0	0	0
CSU (10/16/04)	1	0-0-0	0-0	0-0	0	0	0	0
at UNM (10/23/04)*	1	2-2-4	0-0	0-0	0	0	0	0
Utah (10/30/04)			DNP					
at BYU (11/6/04)			DNP					
at Air Force (11/13/04)	1	1-1-2	0-0	0-0	0	0	0	0
UNLV (11/20/04)*	1	2-1-3	0-0	0-0	0	0	0	0
UCLA (9/3/05)*	1	1-4-5	0.5-0	0-0	0	0	0	0
at Air Force (9/10/05)*	1	2-4-6	0-0	0-0	0	0	0	0
at Ohio St. (9/17/05)*	1	0-2-2	0-0	0-0	0	0	0	0
San Jose St. (9/24/05)			DNP-INTJ					
BYU (10/1/05)*	1	3-3-6	0-0	0-0	0	1	0	0
at UNLV (10/8/05)	1	3-5-8	0.5-4	0.5-4	1-86	0	0	0
at Utah (10/15/05)*	1	2-10-12	0-0	0-0	0	0	0	0
UNM (10/22/05)*	1	6-1-7	0-0	0-0	0	0	0	0
TCU (10/29/05)*	1	6-1-7	2.0-4	1-3	0-0	1	0	0
at CSU (11/12/05)*	1	7-5-12	1.0-2	0-0	0-0	0	0	0
WYO (11/19/05)*	1	6-6-12	0-0	0-0	0-0	0	0	0
at Hawai'i (12/3/05)*	1	3-1-4	0-0	0-0	0-0	0	0	0
UTEP (8/31/06)*	1	3-3-6	1.0-2	0-0	0-0	0	0	0
at Wisconsin (9/16/06)*	1	5-3-8	1.0-1	0-0	0-0	1	1	0
UTAH (9/23/06)*	1	3-2-5	0-0	0-0	0-0	1	0	0
at SJSU (9/30/06)*	1	4-7-11	0-0	0-0	0-0	0	0	0
at BYU (10/7/06)*	1	4-4-8	0-0	0-0	0-0	0	0	0
AFA (10/21/06)*	1	5-11-16	1.0-9	1.0-9	0-0	0	0	0
CAL POLY (10/28/06)*	1	3-1-4	0-0	0-0	0-0	0	0	0
at WYO (11/4/06)*	1	10-5-15	1.0-5	1.0-5	0-0	0	0	0
UNLV (11/11/06)*	1	4-3-7	2.0-6	0-0	0-0	0	0	0
at TCU (11/18/06)*	1	7-0-7	0-0	0-0	0-0	0	0	0
at UNM (11/25/06)*	1	5-3-8	0-0	0-0	0-0	0	0	0

\* = Game started

**2006 Highs:** Tackles: 16 vs. AFA (10/21/06); TFL: 2, vs. UNLV (11/11/06); PBU: 1 vs. Utah, at Wisconsin (9/16/06); FF: 1 at Wisconsin (9/16/06).



### #9 TERRELL MAZE

DB, 6-0, 175, Sr.-3L,  
Santa Monica, Calif. (Santa Monica HS)

One of the Aztecs' two returning starters at cornerback along with Donny Baker ... Standout first season as a starter a year ago, earning honorable mention all-conference honors and ranking second in the league in passes defended ... Tied for second on the squad in interceptions a year ago with the first three of his career.

**2006:** Had three solo tackles and forced a fumble against UTEP ... Six stops at Wisconsin ... First interception of the season against Utah, adding three tackles and a PBU ... Five stops, including one for a loss of five yards, and a fumble recovery at San Jose State ... Four tackles against BYU ... Did not start, but still had eight tackles in the win over Air Force ... Career best two TFL for a loss of five yards against Cal Poly ... Three PBU and made a season-high nine stops at Wyoming ... Four solo tackles and a TFL at TCU.

### MAZE'S CAREER STATS

Career Statistics	G	UA-AT-TT	TFL-Yds.	Sacks	Int.	PBU	FF	FR
2003	9	4-1-5	0	0	0	0	0	0
2004	9	14-2-16	0	0	0	1	0	0
2005	12	48-10-58	3.0-15	0.5-5	3-30	12	2	0
2006	11	35-13-48	4.0-14	0-0	1-0	5	1	1
<b>TOTALS</b>	<b>41</b>	<b>101-26-127</b>	<b>7.0-29</b>	<b>0.5-5</b>	<b>4-30</b>	<b>18</b>	<b>3</b>	<b>1</b>

**Career Highs:** Tackles: 10 vs. Wyoming (11/19/05); TFL: 2.0 vs. Cal Poly (10/28/06); Sacks: 0.5 at UNLV (10/8/05); INT: 1, four times; PBU: 4, vs. Wyoming (11/19/05); FF: 1 at UNLV (10/8/05), Hawai'i (12/3/05), UTEP (8/31/06); FR: 1 at SJSU (9/30/06).

### MAZE CAREER GAME-BY-GAME

	G	UA-AT-TT	TFL-Yds.	Sacks	Int.	PBU	FF	FR
E. Wash. (9/30/03)	1	1-0-1	0-0	0-0	0	0	0	0
at Ohio St. (9/6/03)	1	0-0-0	0-0	0-0	0	0	0	0
at UTEP (9/13/03)	1	2-1-3	0-0	0-0	0	0	0	0
Samford (9/20/03)	1	0-0-0	0-0	0-0	0	0	0	0
at UCLA (9/27/03)	1	0-0-0	0-0	0-0	0	0	0	0
BYU (10/4/03)			DNP					
at Utah (10/11/03)			DNP					
UNM (10/18/03)	1	0-0-0	0-0	0-0	0	0	0	0
WYO (10/25/03)	1	1-0-1	0-0	0-0	0	0	0	0
at UNLV (11/8/03)	1	0-0-0	0-0	0-0	0	0	0	0
at CSU (11/15/03)								
Air Force (11/22/03)	1	0-0-0	0-0	0-0	0	0	0	0
Idaho St. (9/4/04)	1	2-0-2	0-0	0-0	0	1	0	0
at Michigan (9/18/04)	1	1-0-1	0-0	0-0	0	0	0	0
Nevada (9/25/04)	1	3-1-4	0-0	0-0	0	0	0	0
at UCLA (10/2/04)	1	1-0-1	0-0	0-0	0	0	0	0
at WYO (10/9/04)	1	1-1-2	0-0	0-0	0	0	0	0
CSU (10/16/04)	1	2-0-2	0-0	0-0	0	0	0	0
at UNM (10/23/04)	1	0-0-0	0-0	0-0	0	0	0	0
Utah (10/30/04)	1	3-0-3	0-0	0-0	0	0	0	0
at BYU (11/6/04)			DNP					
at Air Force (11/13/04)			DNP					
UNLV (11/20/04)	1	1-0-1	0-0	0-0	0	0	0	0
UCLA (9/3/05)*	1	4-1-5	0	0	0	3	0	0
at Air Force (9/10/05)	1	2-1-3	0	0	0	0	0	0
at Ohio St. (9/17/05)*	1	8-0-8	0	0	0	0	0	0
San Jose St. (9/24/05)*	1	2-0-2	0	0	0	0	0	0
BYU (10/1/05)*	1	3-1-4	0	0	1-1	0	0	0
at UNLV (10/8/05)*	1	3-2-5	1.0-11	0.5-5	0	0	1	0
at Utah (10/15/05)*	1	7-1-8	0	0	0	1	0	0
UNM (10/22/05)*	1	2-0-2	0	0	0	1	0	0

2006 San Diego State Football Updated Bios

TCU (10/29/05)*	1	3-1-4	1.0-3	0	0	2	0	0
CSU (11/12/05)*	1	5-0-5	0-0	0	1-0	0	0	0
WYO (11/19/05)*	1	7-3-10	1.0-1	0	1-29	4	0	0
at Hawai'i (12/3/05)*	1	3-0-3	0-0	0	0-0	1	1	0
UTEP (8/31/06)*	1	3-0-3	0-0	0	0-0	0	1	0
at Wisconsin (9/16/06)*	1	3-3-6	0-0	0	0-0	0	0	0
UTAH (9/23/06)*	1	3-0-3	0-0	0	1-0	1	0	0
at SJSU (9/30/06)*	1	4-0-4	1.0-5	0	0	0	0	1
at BYU (10/7/06)*	1	3-1-4	0-0	0	0	0	0	0
AFA (10/21/06)	1	6-2-8	0-0	0	0	0	0	0
CAL POLY (10/28/06)*	1	3-1-4	2.0-5	0	0	0	0	0
at WYO (11/4/06)*	1	6-3-9	0-0	0	0	3	0	0
UNLV (11/11/06)*	1	0-2-2	0-0	0	0	1	0	0
at TCU (11/18/06)*	1	4-0-4	1.0-4	0	0	0	0	0
at UNM (11/25/06)	1	0-1-1	0-0	0	0	0	0	0

\* = Game started

**2006 Highs:** Tackles: 9 at WYO (11/4/06); TFL: 2.0 vs. Cal Poly (10/28/06); INT: 1 vs. Utah (9/23/06); PBU: 3 at WYO (11/4/06); FF: 1 vs. UTEP (8/31/06); FR: 1 at SJSU (9/30/06).

► #5 T.J. MCKAY

S, 6-1, 195, So.-1L,  
Palmdale, Calif. (Palmdale HS)

Saw significant field time in his first competitive campaign as the backup at free safety in 2005 ... Sat out spring drills after having shoulder surgery ... Listed as the backup at leftside safety.

**2006:** Made his third career start against UTEP ... Tied a career best with five tackles and intercepted a pass and returned it 10 yards in the fourth quarter ... Had one solo stop at Wisconsin ... Played but did not record a stat versus Utah or San Jose State ... Recovered a fumble in the endzone at BYU ... Scored his first career touchdown after recovering a fumble at Wyoming, returning it 23 yards ... Two tackles and a pass breakup in the win over UNLV ... Second start of the year and fourth of his career at UNM.

MCKAY'S CAREER STATS

Career Statistics	G	UA-AT-TT	TFL-Yds.	Sacks	Int.	PBU	FF	FR
2005	12	12-7-19	1.0-3	0-0	1-17	1	1	0
2006	10	9-3-12	0-0	0-0	1-10	1	0	2
Totals	22	21-10-31	1.0-3	0-0	2-27	2	1	2

**Career Highs:** Tackles: 5 at Utah (10/15/05), vs. UTEP (8/31/06); TFL: 1.0 at Colorado State (11/12/05); INT: 1, vs. New Mexico (10/22/05), vs. UTEP (8/31/06); PBU: 2, vs. San Jose St. (9/24/05); FF: 1 at Hawai'i (12/3/05); FR: 1 at WYO (11/4/06), at BYU (10/7/06).

**2006 Highs:** Tackles: 5 vs. UTEP (8/31/06); INT: 1, vs. UTEP (8/31/06); PBU: 1, vs. UNLV (11/11/06); FR: 1 at WYO (11/4/06), at BYU (10/7/06).

► #55 EMIL METROKA

DT, 6-3, 275, Sr.-SQ,  
San Diego, Calif. (Weber State)

A San Diego native who prepped at nearby Patrick Henry High School ... Spent two seasons at Weber State before enrolling at San Diego State in August of 2004 ... Had a terrific spring 2005, before being sidelined by a knee injury that caused him to miss most of the 2005 season ... Possible starter at tackle.

**2006:** Did not play against UTEP ... First appearance of 2006, at Wisconsin ... Tallied three total tackles against the Badgers ... Was a reserve in the team's game with Utah ... Three stops, including two solos, at San Jose State ... Career-best five stops in the victory versus Air Force ... Followed that up with four tackles against Cal Poly ... First career sack at Wyoming and also had another tackle for a loss of one yard ... Two stops, including one for a loss, in the win over UNLV ... Three tackles at TCU and two at UNM.

METROKA'S CAREER STATS

Career Statistics	G	UA-AT-TT	TFL-Yds.	Sacks	Int.	PBU	FF	FR
2005	4	4-2-6	0-0	0-0	0	0	0	0
2006	10	12-13-25	2.5-5	0.5-3	0	0	0	0
Totals	14	16-15-31	2.5-5	0.5-3	0	0	0	0

**Career Highs:** Tackles: 5 vs. AFA (10/21/06); TFL: 1.5 at Wyoming (11/4/06); Sack: 0.5 at Wyoming (11/4/06).



► #95 ROBERT MILLER

TE, 6-7, 250, Sr.-1L,  
Anaheim, Calif. (Canyon HS)

Granted a sixth year of eligibility, after missing the entire 2005 campaign due to injury ... Has battled tendonitis in his knees since arriving on campus ... Help fills the Aztecs' need at the tight end spot, moving to the offensive side of the ball following 2006 spring drills ... Spent his first five years at SDSU on the defensive line ... Has played in 23 career contests.

**2006:** Saw playing time versus Air Force and at BYU, his first game since October 2004 ... Missed the first four games of the year with a shoulder injury suffered in fall camp ... Was a reserve in the Cal Poly and Wyoming games ... First career catch for seven yards in the win over UNLV ... Made his first career start and logged his second career reception at TCU ... Career-long 15-yard catch in the first half against the Horned Frogs ... First career touchdown - a 3-yard reception - at New Mexico ... Also made one other catch against the Lobos, totaling six yards for the game.

MILLER'S CAREER STATS

Career Statistics	G	Receiving	TD	Avg.	
		No.	Yds.		
2006	7	4	28	1	7.0



► #34 JERRY MILLING

LB, 5-10, 235, Fr.-RS,  
Palmdale, Calif. (Palmdale HS)

Moved from middle to weakside linebacker this season, but has moved back to the middle, due to the injury to Luke Laolagi ... Strong spring campaign after redshirting in 2005.

**2006:** Made his SDSU debut, recording a solo tackle vs. UTEP ... Played on special teams in all seven contests ... One assisted tackle versus San Jose State ... Missed last three outings with a hand injury.

MILLING'S CAREER STATS

Career Statistics	G	UA-AT-TT	TFL-Yds.	Sacks	Int.	PBU	FF	FR
2006	8	1-1-2	0-0	0-0	0	0	0	0

**Career/2006 Highs:** Tackles: 1 at SJSU (9/30/06); vs. UTEP (8/31/06).



► #10 MARCUS MONTGOMERY

WR, 6-2, 215, So.-SQ,  
Oceanside, Calif. (Oceanside HS)


Had a solid 2006 spring campaign ... Listed as the back-up at one receiver spot behind Chaz Schilens ... A strong, athletic player ... One of SDSU's most physical receivers.

**2006:** Played his first game as an Aztec, but did not catch a pass vs. UTEP ... Came off the bench against Utah, Cal Poly and Wyoming ... First career reception went for 13 yards at Wyoming ... A reserve at TCU and UNM.

MONTGOMERY'S CAREER STATS

Career Statistics	G	Receiving	TD	Avg.	
		No.	Yds.		
2006	6	1	13	0	13.0

2006 San Diego State Football Updated Bios



► #43 AARON MOORE

DB, 6-0, 190, Fr-RS,  
Tampa, Fla. (Jefferson HS)

An athletic defensive back who is listed as the backup at one cornerback spot behind senior Donny Baker ... One of three Aztecs from Jefferson High School in Tampa, Fla., joining classmate Josh Walker and senior Jonathan Bailes ... Redshirted in 2005.

2006: Played his first game as an Aztec against UTEP, logging a tackle ... Season-best two stops at Wisconsin ... A reserve against Utah ... Saw extensive playing time at San Jose State, recording six tackles, including one for loss, and a pass break-up ... Made his first career start at BYU, logging three tackles ... Did not play against Cal Poly ... Started at Wyoming, making three stops ... One solo stop in a starting role versus UNLV ... Did not play at TCU ... Logged four tackles coming off the bench at New Mexico.

MOORE'S CAREER STATS

Career Statistics	G	UA-AT-TT	TFL-Yds.	Sacks	Int.	PBU	FF	FR
2006	9	15-5-20	1.0-4	0-0	0	1	0	0

Career/2006 Highs: Tackles: 6 at SJSU (9/30/06); TFL: 1 at SJSU (9/30/06); PBU: 1 at SJSU (9/30/06).



► #91 ORNAN NWANSI

DT, 6-2, 310, Jr-RS,  
Richmond, Calif. (Contra Costa JC)

A physical player who will add depth to the defensive line ... Starter on the veteran defensive line at tackle ... Redshirted in 2005, after playing junior college football at both Contra Costa and College of Marin ... Attended El Cerrito High School.

2006: First career start and game against UTEP ... One solo and one assisted tackle versus the Miners ... Recovered his first career fumble at Wisconsin, also adding two tackles ... Season-best three stops versus Utah and San Jose State ... Two tackles at BYU and versus Air Force ... One assisted stop at TCU ... First career sack against New Mexico ... Started all 11 contests in 2006.

NWANSI'S CAREER STATS

Career Statistics	G	UA-AT-TT	TFL-Yds.	Sacks	Int.	PBU	FF	FR
2006	11	6-12-18	0.5-4	0.5-4	0	0	0	1-0

Career/2006 Highs: Tackles: 3 at SJSU (9/30/06), vs. Utah (9/23/06); Sacks: 0.5 at UNM (11/25/06); FR: 1 at Wisconsin (9/16/06).



► #7 KEVIN O'CONNELL

QB, 6-6, 225, Jr-2L,  
Carlsbad, Calif. (La Costa Canyon HS)

Started 20 games from 2004-06, including all 12 in 2005 ... First in school history in career rushing yards by a quarterback (838) and second in career rushing TDs by a QB (7) ... A dual-threat QB ... Has a rare signal-caller combination of size and athleticism ... An intelligent, mature player who finished spring drills as the team's top QB ... 10th in Aztec career history in passing yardage (4,575) and eight in attempts (693) and completions (400) ... 20 career starts are eighth all-time ... Is fifth in career total offense (5,411).

2006: Started his 18th straight game in the opener with UTEP ... Completed his first 12 pass attempts versus the Miners and ended up 12-for-14 for 97 yards ... Also ran for 25 yards before leaving the game in the third quarter due to injury ... Had surgery on his right thumb (Sept. 4) and has missed the last five contests ... Returned to practice Oct. 15 and dressed for the Air Force and Cal Poly games but did not play ... Saw action for the first time after his injury at Wyoming, leading the Aztecs to a fourth-quarter touchdown... Found Brett Swain for a 66-yard TD - SDSU's longest play from scrimmage in 2006 ... Was 4-for-6 for 94 yards through the air ... Completed all seven of his pass attempts for 68 yards against UNLV and also

scored a one-yard TD ... Starter at TCU, attempting 15 passes (6 completions) and logging seven carries ... Threw for a season-high 272 yards and two scores at New Mexico, completing 23 of his 40 attempts with a 13 for 16 mark in the second half ... Team's leading rusher against the Lobos with 12 carries for 56 yards.

O'CONNELL'S CAREER PASSING STATS

Career Statistics	G	Att.	Com.	INT	Yds.	TDs	Eff.	Tot. Off.
2004	9	236	115	9	1,328	9	101.0	1,675
2005	12	375	233	12	2,663	19	132.1	3,065
2006	5	82	52	5	584	3	123.1	671
Totals	26	693	400	26	4,575	31	120.43	5,411

Career Highs: Attempts: 51 at Hawai'i (12/3/05); Completions: 33 at Hawai'i (12/3/05); Passing Yards: 421 at Hawai'i (12/3/05); Long Pass: 80 at Ohio St. (9/17/05); Touchdowns Passing: 4 vs. San Jose State (9/24/05); Carries: 23 vs. San Jose State (9/24/05); Rushing Yards: 101 at BYU (11/6/04); Rushing TDs: 1, seven times; Longest Rush: 61 at Utah (10/15/05).

O'CONNELL GAME-BY-GAME

	Passing					Rushing		
	Att.	Com.	INT	Yds.	TDs	Att.	Yds.	TDs
Idaho State (9/4/04)	14	5	1	58	1	7	54	0
at Michigan (9/18/04)				DNP				
Nevada (9/25/04)				DNP				
at UCLA (10/2/04)	10	7	0	46	0	1	6	0
at Wyoming (10/9/04)	7	1	0	14	0	4	15	0
Colorado State (10/16/04)	26	11	1	157	1	6	42	0
at New Mexico (10/23/04)*	32	16	2	165	1	13	-13	0
Utah (10/30/04)*	43	21	2	252	2	12	34	1
at BYU (11/6/04)*	47	21	2	229	1	15	101	0
at Air Force (11/13/04)*	32	17	1	232	2	8	82	0
UNLV (11/20/04)*	25	16	0	175	1	7	26	0
UCLA (9/3/05)*	26	19	2	204	1	15	50	0
at Air Force (9/10/05)*	39	24	1	227	1	11	52	1
at Ohio St. (9/17/05)*	17	12	0	159	1	8	-9	0
San Jose St. (9/24/05)*	29	23	0	271	4	23	49	0
BYU (10/1/05)*	31	21	0	243	0	7	37	1
at UNLV (10/8/05)*	28	14	3	106	0	17	-16	0
at Utah (10/15/05)*	23	17	0	219	3	9	88	1
UNM (10/22/05)*	34	15	2	197	2	11	37	0
TCU (10/29/05)*	46	25	2	235	1	17	49	1
at CSU (11/12/05)*	24	14	2	179	2	9	42	0
WYO (11/19/05)*	27	16	1	202	1	7	23	0
at Hawai'i (12/3/05)*	51	33	1	421	3	6	11	1
UTEP (8/31/06)*	14	12	1	97	0	9	25	0
at Wisconsin (9/16/06)				DNP - INJ				
UTAH (9/23/06)				DNP - INJ				
at SJSU (9/30/06)				DNP - INJ				
at BYU (10/7/06)				DNP - INJ				
AFA (10/21/06)				DNP - INJ				
CAL POLY (10/28/06)				DNP - INJ				
at WYO (11/4/06)	6	4	0	94	1	1	-3	0
UNLV (11/11/06)	7	7	0	68	0	6	14	1
at TCU (11/18/06)*	15	6	1	53	0	7	-5	0
at UNM (11/25/06)*	40	23	3	272	2	12	56	0

\* = games started

2006 Highs: Attempts: 40 at UNM (11/25/06); Completions: 23 at UNM (11/25/06); Passing Yards: 272 at UNM (11/25/06); TD: 2 at UNM (11/25/06); Long Pass: 66 at WYO (11/11/06); Carries: 12 at UNM (11/25/06); Rushing Yards: 56 at UNM (11/25/06); Longest Rush: 28 vs. UTEP (8/31/06).



► #94 NICK OSBORN

DE, 6-5, 260, Jr-2L,  
Kensington, Calif. (Berkeley St. Mary's HS)

Another returning starter for the Aztecs on the defensive side of the ball ... Has the size and strength to play tackle

## 2006 San Diego State Football Updated Bios

and the speed and athleticism to be a defensive end ... Started all 12 games at defensive tackle in 2005, but moves back outside this season ... Has made at least one tackle in each of his last 25 outings.

**2006:** Made his 13th consecutive start against UTEP ... Had five tackles, including two for a loss of seven yards ... Five stops at Wisconsin ... Recovered a fumble and added six tackles in the loss to Utah ... Recovered a fumble for the second straight outing at SJSU, adding a sack for a loss of five yards and six tackles ... Three stops and blocked an extra point at BYU ... Made a season-high seven tackles and forced his first career fumble in the loss to Cal Poly ... Six stops and his first career PBU at Wyoming ... Four tackles against UNLV and three at TCU ... Five stops, including one for a loss, at New Mexico.

### OSBORN'S CAREER STATS

Career Statistics	G	UA-AT-TT	TFL-Yds.	Sacks	Int.	PBU	FF	FR
2004	8	4-4-8	0.5-1	0-0	0	0	0	0
2005	12	16-31-47	3.5-16	2.0-11	0	0	0	1-7
2006	11	24-28-52	4.5-14	1.0-5	0	1	1	2-0
<b>Totals</b>	<b>31</b>	<b>44-63-107</b>	<b>8.5-31</b>	<b>3.0-16</b>	<b>0</b>	<b>1</b>	<b>1</b>	<b>3-7</b>

**Career Highs:** Tackles: 10 at Utah (10/15/05); TFL: 2.0 at Utah (10/15/05), vs. UTEP (8/31/06); Sacks: 2.0 at Utah (10/15/05); PBU: 1 at Wyoming (11/4/06); FF: 1 vs. Cal Poly (10/28/06); FR: 1 at SJSU (9/30/06), vs. Utah (9/23/06), BYU (10/1/05).

### OSBORN CAREER GAME-BY-GAME

	G	UA-AT-TT	TFL-Yds.	Sacks	Int.	PBU	FF	FR
Idaho St. (9/4/04)			DNP					
at Michigan (9/18/04)			DNP					
Nevada (9/25/04)	1	0-0-0	0-0	0-0	0	0	0	0
at UCLA (10/2/04)	1	1-0-1	0-0	0-0	0	0	0	0
at WYO (10/9/04)	1	0-1-1	0-0	0-0	0	0	0	0
CSU (10/16/04)	1	0-0-0	0-0	0-0	0	0	0	0
at UNM (10/23/04)	1	0-0-0	0-0	0-0	0	0	0	0
Utah (10/30/04)	1	0-0-0	0-0	0-0	0	0	0	0
at BYU (11/6/04)	1	2-1-3	0.5-1	0-0	0	0	0	0
at Air Force (11/13/04)			DNP					
UNLV (11/20/04)	1	1-2-3	0-0	0-0	0	0	0	0
UCLA (9/3/05)*	1	1-1-2	0	0	0	0	0	0
at Air Force (9/10/05)*	1	2-6-8	0	0	0	0	0	0
at Ohio St. (9/17/05)*	1	0-2-2	0	0	0	0	0	0
San Jose St (9/24/05)*	1	0-1-1	0	0	0	0	0	0
BYU (10/1/05)*	1	1-1-2	0	0	0	0	0	1-7
at UNLV (10/8/05)*	1	3-4-7	0.5-2	0	0	0	0	0
at Utah (10/15/05)*	1	3-7-10	2.0-11	2.0-11	0	0	0	0
UNM (10/22/05)*	1	1-2-3	0	0	0	0	0	0
TCU (10/29/05)*	1	2-0-2	0	0	0	0	0	0
at CSU (11/12/05)*	1	1-5-6	0	0	0	0	0	0
WYO (11/19/05)*	1	2-0-2	1.0-3	0	0	0	0	0
at Hawai'i (12/3/05)*	1	0-2-2	0-0	0	0	0	0	0
UTEP (8/31/06)*	1	2-3-5	1.5-6	0-0	0	0	0	0
at Wisconsin (9/16/06)*	1	2-3-5	0-0	0-0	0	0	0	0
UTAH (9/23/06)*	1	3-3-6	0-0	0-0	0	0	0	1-0
at SJSU (9/30/06)*	1	2-4-6	1.0-5	1.0-5	0	0	0	1-0
at BYU (10/7/06)*	1	0-3-3	0-0	0-0	0	0	0	0
AFA (10/21/06)*	1	2-0-2	0-0	0-0	0	0	0	0
CAL POLY (10/28/06)*	1	6-1-7	1.0-7	0-0	0	0	1	0
at WYO (11/4/06)*	1	1-5-6	0-0	0-0	0	1	0	0
UNLV (11/11/06)*	1	2-2-4	0-0	0-0	0	0	0	0
at TCU (11/18/06)*	1	2-1-3	0-0	0-0	0	0	0	0
at UNM (11/25/06)*	1	2-3-5	1.0-2	0-0	0	0	0	0

\* = Game started

**2006 Highs:** Tackles: 7 vs. Cal Poly (10/28/06); TFL: 1.5 vs. UTEP (8/31/06); Sack: 1, at SJSU (9/30/06); PBU: 1 at Wyoming (11/4/06); FF: 1 vs. Cal Poly (10/28/06); FR: 1 at SJSU (9/30/06), vs. Utah (9/23/06).



### ► #14 GARRETT PALMER

K/P, 6-3, 185, Jr.-2L,  
Rialto, Calif. (Eisenhower HS)

SDSU's starting place-kicker for the third year in a row ... Made all but two attempts in 2005 to earn honorable mention all-conference honors ... 11 career field goals from 40 or more yards ... Fourth in school history in career FGs (34) and eighth in field-goal percentage (.667) ... Also does the Aztec kickoffs ... Has made 52 straight extra-point attempts, dating back to the Ohio State game in 2005.

**2006:** Made two of his four field-goal attempts and was 3-for-3 on extra points versus UTEP ... Did not attempt a kick against Wisconsin or Utah ... Nailed his only field goal, from 30 yards out, at San Jose State to become just the fourth Aztec kicker with 30 career field goals ... Good on his only attempt at BYU - a 48-yarder ... Game-winning 30-yard field goal against Air Force, garnering MWC special teams player of the week honors for the third time in his career ... Made five straight attempts before missing a pair of long-distance kicks against Cal Poly ... Is perfect on all 18 extra-point attempts.

### PALMER'S CAREER STATS

Career Stats	FGM-A	Pct.	01-19	20-29	30-39	40-49	50-99	Lg.	Blk.
2004	12-21	57.1	0-0	5-7	2-4	4-8	1-2	50	4
2005	15-17	88.2	0-0	5-5	6-7	4-5	0-0	48	0
2006	7-13	53.8	0-0	0-0	5-7	2-4	0-2	48	1
<b>Totals</b>	<b>34-51</b>	<b>66.7</b>	<b>0-0</b>	<b>10-12</b>	<b>13-18</b>	<b>10-17</b>	<b>1-4</b>	<b>50</b>	<b>5</b>

(25g) (46ng, 49ng) (50g, 43g) (36g) (27g, 37ng) (48g, 23ng, 48g, 27g) (40ng) (40ng) (35ng, 47g) (26g, 37g, 29g) (25ng, 54ng) (33g, 29g, 47g) (33g) (30g) (48ng, 22g) (43g) (35ng, 37g, 36g) (47g, 48g, 22g) (32g, 27g) (28g) (46g, 52ng, 47ng, 35g) (30g) (48g) (35g, 30g) (54ng, 48ng) (35g) (37ng) (30ng) - g and underline - indicates good; ng - no good; No. - indicates yardage.



### ► #2 RAMAL PORTER

WR, 5-10, 185, Sr.-3L,  
Van Nuys, Calif. (Birmingham HS)

A speedy receiver who has been in the rotation each of the last three seasons ... Has the ability to produce big plays in the passing game ... Played in 34 career contests, most of any Aztec wideout returning for the 2006 season.

**2006:** Saw action in the opener with UTEP but did not log a stat ... Played but did not have a catch against Wisconsin or Utah ... Took a reverse on a kick-off return against SJSU and ran for 12 yards ... Career game against BYU, logging eight receptions for 80 yards ... Returned his first three career kickoffs and made his first start of the year against Air Force ... Logged a career high two touchdown catches both in the first quarter of the Cal Poly game ... Caught one for 25 yards and the other for 34 yards (career-long catch), while also returning four kickoffs with a long of 26 yards ... Two catches for 31 yards and first carry of the season at Wyoming ... Three grabs against UNLV ... Starter at TCU and New Mexico ... Five catches for 59 yards against the Lobos.

### PORTER'S CAREER STATS

Career Statistics	Receiving					Rushing			
	G	No.	Yds.	TD	Avg.	Att.	Yds.	TD	Avg.
2003	8	6	55	0	9.2	1	33	0	33.0
2004	8	17	211	1	12.4	3	37	0	12.3
2005	7	1	5	0	5.0	3	13	0	4.3
2006	11	23	270	2	11.7	1	7	0	7.0
<b>Totals</b>	<b>34</b>	<b>47</b>	<b>541</b>	<b>3</b>	<b>11.5</b>	<b>8</b>	<b>90</b>	<b>0</b>	<b>11.3</b>

Kickoff Returns	Att.	Yds.	TD	Avg.	Long
2006	8	137	0	17.1	26

**Career Highs:** Receptions: 8 at BYU (10/7/06); Receiving Yards: 70 at BYU (10/7/06); Receiving TDs: 2 vs. Cal Poly (10/28/06); Long Rec.: 34 vs. Cal Poly (10/28/06); Carries: 2 at UCLA (10/2/04), at Colorado State (11/12/05); Rushing Yards: 33 vs. Eastern Wash. (9/30/03); Longest Rush: 33 vs. Eastern Wash (8/30/03).



2006 San Diego State Football Updated Bios

PORTER CAREER GAME-BY-GAME

	Receiving				Rushing			
	Att.	Yds.	TD	Avg.	No.	Yds.	TD	Avg.
Eastern Wash. (9/30/03)*	1	7	0	7.0	1	33	0	33.0
at Ohio State (9/6/03)	2	22	0	11.0	0	0	0	0.0
at Texas-El Paso (9/13/03)	1	14	0	14.0	0	0	0	0.0
Samford (9/20/03)	0	0	0	0.0	0	0	0	0.0
at UCLA (9/27/03)				DNP				
BYU (10/4/03)				DNP				
at Utah (10/11/03)				DNP				
New Mexico (10/18/03)	1	8	0	8.0	0	0	0	0.0
Wyoming (10/25/03)	0	0	0	0.0	0	0	0	0.0
at UNLV (11/8/03)				DNP				
at Colorado St. (11/15/03)	0	0	0	0.0	0	0	0	0.0
Air Force (11/22/03)	1	4	0	4.0	0	0	0	0.0
Idaho State (9/4/04)	1	13	0	13.0	1	25	0	25.0
at Michigan (9/18/04)	2	22	0	11.0	0	0	0	0.0
Nevada (9/25/04)*	4	54	1	13.5	0	0	0	0.0
at UCLA (10/2/04)*	4	55	0	13.8	2	12	0	6.0
at Wyoming (10/9/04)*	2	25	0	12.5	0	0	0	0.0
Colorado State (10/16/04)	1	16	0	16.0	0	0	0	0.0
at New Mexico (10/23/04)				DNP				
Utah (10/30/04)				DNP				
at BYU (11/6/04)	2	17	0	8.5	0	0	0	0.0
at Air Force (11/13/04)				DNP				
UNLV (11/20/04)	1	9	0	9.0	0	0	0	0.0
UCLA (9/3/05)	0	0	0	0.0	0	0	0	0.0
at Air Force (9/10/05)	0	0	0	0.0	0	0	0	0.0
at Ohio State (9/17/05)				DNP				
San Jose St. (9/24/05)	0	0	0	0.0	1	-7	0	0.0
BYU (10/1/05)*	0	0	0	0.0	0	0	0	0.0
at UNLV (10/8/05)				DNP				
at Utah (10/15/05)				DNP				
UNM (10/22/05)				DNP				
TCU (10/29/05)	1	5	0	0.0	0	0	0	0.0
at CSU (11/12/05)	0	0	0	0.0	2	12	0	6.0
WYO (11/19/05)	0	0	0	0.0	0	0	0	0.0
at Hawai'i (12/3/05)				DNP				
UTEP (8/31/06)	0	0	0	0.0	0	0	0	0.0
at Wisconsin (9/16/06)	0	0	0	0.0	0	0	0	0.0
UTAH (9/23/06)	0	0	0	0.0	0	0	0	0.0
at SJSU (9/30/06)	0	0	0	0.0	0	0	0	0.0
at BYU (10/7/06)	8	70	0	8.8	0	0	0	0.0
AFA (10/21/06)*	2	15	0	7.5	0	0	0	0.0
CAL POLY (10/28/06)*	2	59	2	29.5	0	0	0	0.0
at WYO (11/4/06)*	2	31	0	15.5	1	7	0	7.0
UNLV (11/11/06)*	3	34	0	11.3	0	0	0	0.0
at TCU (11/18/06)*	1	2	0	2.0	0	0	0	0.0
at UNM (11/25/06)*	5	59	0	11.8	0	0	0	0.0

\* = Game started

**2006 Highs:** Receptions: 8 at BYU (10/7/06); Receiving Yards: 70 at BYU (10/7/06); Receiving TDs: 2 vs. Cal Poly (10/28/06); Long Rec.: 34 vs. Cal Poly (10/28/06); Att: 1 vs. Wyoming (11/4/06).



► #76 WILL ROBINSON

OL, 6-6, 280, Jr.-2L, Pomona, Calif. (Bishop Amat HS)

One of two returning starters on the offensive line ... Anchored the right tackle position a year ago, after playing three spots on the offensive line as a redshirt freshman in 2004 ... Listed as the starter at left tackle.

**2006:** Started at left tackle all 11 games this season.



► #45 ANDREW SCHANTZ

LB, 6-1, 235, So.-1L, Santa Clarita, Calif. (Canyon HS)

Energetic player who is a key figure in the Aztec linebacking corps ... Has excellent speed on the outside ... Backup at strongside linebacker entering the New Mexico contest.

**2006:** Starter at strongside linebacker in the opener with UTEP ... Tied his career high and tied for the team lead with six tackles - all solos ... One stop was behind the line of scrimmage ... Three tackles and a quarterback hurry at Wisconsin ... Tallied two stops versus Utah ... Career high seven tackles at San Jose State, including one for a loss of a yard ... Reserve in the last four games ... Five tackles against Wyoming, including one for a loss ... First career interception versus UNLV ... Three tackles against TCU.

SCHANTZ'S CAREER STATS

Career Statistics	G	UA-AT-TT	TFL-Yds.	Sacks	Int.	PBU	FF	FR
2005	12	18-11-29	4.0-13	0-0	0-0	1	1	0
2006	11	16-11-27	3.0-3	0-0	1-10	0	0	0
<b>Totals</b>	<b>23</b>	<b>34-22-56</b>	<b>7.0-16</b>	<b>0-0</b>	<b>1-10</b>	<b>1</b>	<b>1</b>	<b>0</b>


**Career Highs:** Tackles: 7 at SJSU (9/30/06); TFL: 2 vs. New Mexico (10/22/05); INT: 1 vs. UNLV (11/11/06); PBU: 1 vs. San Jose State (9/24/05); FF: 1 at Air Force (9/10/05).

SCHANTZ CAREER GAME-BY-GAME

	G	UA-AT-TT	TFL-Yds.	Sacks	Int.	PBU	FF	FR
UCLA (9/3/05)*	1	0-2-2	0-0	0-0	0	0	0	0
at Air Force (9/10/05)*	1	3-3-6	1.0-2	0-0	0	0	1	0
at Ohio St. (9/17/05)	1	3-1-4	0-0	0-0	0	0	0	0
San Jose St. (9/24/05)*	1	2-0-2	0-0	0-0	0	1	0	0
BYU (10/1/05)	1	1-0-1	0-0	0-0	0	0	0	0
at UNLV (10/8/05)*	1	0-1-1	0-0	0-0	0	0	0	0
at Utah (10/15/05)	1	0-1-1	0-0	0-0	0	0	0	0
UNM (10/22/05)	1	3-1-4	2.0-5	0-0	0	0	0	0
TCU (10/29/05)	1	0-2-2	0-0	0-0	0	0	0	0
at CSU (11/12/05)*	1	4-0-4	1.0-6	0-0	0	0	0	0
WYO (11/19/05)	1	1-0-1	0-0	0-0	0	0	0	0
at Hawai'i (12/3/05)	1	1-0-1	0-0	0-0	0	0	0	0
UTEP (8/31/06)*	1	6-0-6	1.0-1	0-0	0	0	0	0
at Wisconsin (9/16/06)*	1	2-1-3	0-0	0-0	0	0	0	0
Utah (9/23/06)*	1	1-1-2	0-0	0-0	0	0	0	0
at SJSU (9/30/06)*	1	3-4-7	1.0-1	0-0	0	0	0	0
at BYU (10/7/06)	1	0-1-1	0-0	0-0	0	0	0	0
AFA (10/21/06)	1	0-0-0	0-0	0-0	0	0	0	0
CAL POLY (10/28/06)	1	0-0-0	0-0	0-0	0	0	0	0
at WYO (11/4/06)	1	2-3-5	1.0-1	0-0	0	0	0	0
UNLV (11/11/06)	1	0-0-0	0-0	0-0	1-10	0	0	0
at TCU (11/18/06)	1	2-1-3	0-0	0-0	0	0	0	0
at UNM (11/25/06)	1	0-0-0	0-0	0-0	0	0	0	0

\* = Game started

**2006 Highs:** Tackles: 7 at SJSU (9/30/06); TFL: 1.0 at Wyoming (11/4/06), SJSU (9/30/06), vs. UTEP (8/31/06); INT: 1 vs. UNLV (11/11/06).



► #1 CHAZ SCHILENS

WR, 6-4, 220, Jr.-2L, Mesa, Ariz. (Highland HS)

A prototype wideout who is a returning starter ... SDSU's leading returning receiver, logging his first 34 career receptions in 2005 ... Has at least one catch in 16 of his last 17 games.

**2006:** Has started all 11 games at wideout ... Caught six passes for 67 yards with a long of 20 yards ... Two catches, including one for 25 yards, at Wisconsin ... One reception for 26 yards (season-long) against Utah ... Limited to just one catch for five yards at San Jose State ... Matched a then career

## 2006 San Diego State Football Updated Bios

long with a 40-yard reception at BYU, ending the afternoon with four grabs for 77 yards ... First touchdown of the year on a career-long 49-yard reception against Air Force ... Five receptions for 69 yards in the loss to Cal Poly ... Caught a career-long 60-yard pass for a touchdown at Wyoming ... Three catches versus UNLV ... Failed to log a catch for the first time in the last 16 games at TCU ... Rebounded with a season-high seven receptions for 56 yards at New Mexico.

### SCHILENS' CAREER STATS

	Receiving				
	G	No.	Yds.	TD	Avg.
2004	3	0	0	0	0.0
2005	12	34	441	2	13.0
2006	11	33	476	2	14.4
<b>Totals</b>	<b>26</b>	<b>67</b>	<b>917</b>	<b>4</b>	<b>13.7</b>

**Career Highs:** Receptions: 8 at Hawai'i (12/3/05); Receiving Yards: 119 at Hawai'i (12/3/05); Long Reception: 60 at Wyoming (11/4/06).

### SCHILENS CAREER GAME-BY-GAME

	Receiving			
	No.	Yds.	TD	Avg.
Idaho State (9/4/04)	0	0	0	0.0
at Michigan (9/18/04)			DNP	
Nevada (9/25/04)			DNP	
at UCLA (10/2/04)			DNP	
at Wyoming (10/9/04)			DNP	
Colorado State (10/16/04)	0	0	0.0	
at New Mexico (10/23/04)	0	0	0	0.0
Utah (10/30/04)			DNP	
at BYU (11/6/04)			DNP	
at Air Force (11/13/04)			DNP	
UNLV (11/20/04)			DNP	
UCLA (9/3/05)	2	25	0	12.5
at Air Force (9/10/05)	3	29	0	9.7
at Ohio St. (9/17/05)*	3	41	0	13.7
San Jose St. (9/24/05)	0	0	0	0.0
BYU (10/1/05)*	2	26	0	13.0
at UNLV (10/8/05)*	0	0	0	0.0
at Utah (10/15/05)	4	42	0	10.5
UNM (10/22/05)*	2	37	0	18.5
TCU (10/29/05)	3	24	0	8.0
at CSU (11/12/05)*	6	85	1	14.2
WYO (11/19/05)*	1	13	0	13.0
at Hawai'i (12/3/05)*	8	119	1	14.9
UTEP (8/31/06)*	6	67	0	11.2
at Wisconsin (9/16/06)*	2	28	0	14.0
UTAH (9/23/06)*	1	26	0	26.0
at SJSU (9/30/06)*	1	5	0	5.0
at BYU (10/7/06)*	4	77	0	19.3
AFA (10/21/06)*	2	56	1	28.0
CAL POLY (10/28/06)*	5	69	0	13.8
at WYO (11/4/06)*	2	67	0	33.5
UNLV (11/11/06)*	3	25	0	8.3
at TCU (11/18/06)*	0	0	0	0.0
at UNM (11/25/06)*	7	56	0	8.0

\* = Game started

**2006 Highs:** Receptions: 7 at UNM (11/25/06); Receiving Yards: 77 at BYU (10/7/06); Long Reception: 60 at Wyoming (11/4/06).



### #77 MIKE SCHMIDT

OL, 6-2, 315, So.-SQ,  
San Diego, Calif. (Madison HS)

Saw action in three games as a true freshman on the defensive line ... Switched sides of the ball prior to 2006 spring drills ... A walk-on who made a quick transition.

**2006:** Started his first career contests in the opener with UTEP and at Wisconsin ... Came off the bench at right

guard against Utah and San Jose State ... Shifted to left guard at BYU ... A reserve in the last five contests.




### #59 NICK SMITH

OL, 6-6, 320, Sr.-SQ,  
Orinda, Calif. (Diablo Valley JC)

A heavily recruited community college player, who came to SDSU in the spring of 2005 ... Can play a variety of spots on the offensive line ... Starter at left guard entering the Colorado State game.

**2006:** Saw action in his first career contests against UTEP and at Wisconsin ... Made his first start as an Aztec at left guard versus Utah and San Jose St. ... Recorded a solo tackle against the Utes ... Did not play at BYU ... Reserve up at New Mexico.



### #82 BRIAN SPINKS

WR, 6-2, 210, Sr.-SQ,  
Stockton, Calif. (Edison HS)

A big receiver, who has enjoyed his first substantial playing time of his career in his senior season.

**2006:** Caught his first three career receptions for 40 yards against UTEP, including a long of 17 yards ... Two grabs at Wisconsin in his second career start ... One reception for 17 yards in a starting role versus Utah ... Career best four catches at San Jose State ... Did not play against BYU (inj.), Air Force, Cal Poly or Wyoming ... Returned to action against UNLV, but did not log a catch ... Did not play at New Mexico.

### SPINKS' CAREER STATS

	Receiving				
	G	No.	Yds.	TD	Avg.
2003	1	0	0	0	0.0
2004	1	0	0	0	0.0
2005	0	0	0	0	0.0
2006	5	9	91	0	10.1
<b>Totals</b>	<b>7</b>	<b>9</b>	<b>91</b>	<b>0</b>	<b>10.1</b>



### #12 BRETT STURM

S, 6-2, 220, Sr.-3L,  
Littleton, Colo. (Heritage HS)

Originally joined the program as a QB and has also worked at receiver ... Settled in at safety where his athleticism has warranted considerable playing time ... Backup at strong safety in 2005, who earned the starting spot in 2006.

**2006:** Started his second career contest versus UTEP ... Helped SDSU successfully convert a fake punt at Wisconsin, rushing for 12 yards and a first down ... Also matched a career high with eight tackles, including six solos, vs. the Badgers ... Aztecs' leading tackler against Utah with eight ... Four tackles at SJSU and logged a rush on a fake punt for six yards ... Team game-high nine tackles at BYU ... One of three Aztecs to end up with double-figure tackles in the win over Air Force, logging a career-high 13 stops (9 solos) ... Also recorded his first interception of the season in the first half versus the Falcons ... First career sack at Wyoming for a loss of 10 yards ... Also tallied tied a career-best with 13 tackles for his second outing in double-figures ... Did not start due to injury against UNLV, but came in the game as a reserve ... Came off the bench at TCU to record a team-best nine tackles, including one for a loss and recovered a fourth-quarter fumble ... Made seven stops, including one for a loss, at New Mexico.

### STURM'S CAREER STATS

Career Statistics	G	UA-AT-TT	TFL-Yds.	Sacks	Int.	PBU	FF	FR
2003	7	0-0-0	0-0	0	0	0	0	0
2004	8	2-0-2	0-0	0	0	0	0	0

## 2006 San Diego State Football Updated Bios

2005	12	15-11-26	0-0	0	3-71	1	1	0
2006	11	49-26-75	4.0-13	1.0-10	1-0	0	0	1
<b>Totals</b>	<b>38</b>	<b>66-37-103</b>	<b>4.0-13</b>	<b>1.0-1</b>	<b>4-71</b>	<b>1</b>	<b>1</b>	<b>1</b>

**Career Highs:** Tackles: 13 at Wyoming (11/6/06), vs. AFA (10/21/06); TFL: 1, three times; Sacks: 1 at Wyoming (11/4/06); INT: 1, four times; PBU: 1 vs. Hawai'i (12/3/05); FE: 1 vs. TCU (10/29/05); FR: 1 at TCU (11/18/06).

### STURM CAREER GAME-BY-GAME

	G	UA-AT-TT	TFL-Yds.	Sacks	Int.	PBU	FF	FR
E. Wash. (9/30/03)			DNP					
at Ohio St. (9/6/03)	1	0-0-0	0-0	0-0	0	0	0	0
at UTEP (9/13/03)	1	0-0-0	0-0	0-0	0	0	0	0
Samford (9/20/03)	1	0-0-0	0-0	0-0	0	0	0	0
at UCLA (9/27/03)			DNP					
BYU (10/4/03)			DNP					
at Utah (10/11/03)			DNP					
UNM (10/18/03)			DNP					
WYO (10/25/03)	1	0-0-0	0-0	0-0	0	0	0	0
at UNLV (11/8/03)	1	0-0-0	0-0	0-0	0	0	0	0
at CSU (11/15/03)	1	0-0-0	0-0	0-0	0	0	0	0
Air Force (11/22/03)	1	0-0-0	0-0	0-0	0	0	0	0
Idaho St. (9/4/04)	1	1-0-1	0-0	0-0	0	0	0	0
at Michigan (9/18/04)	1	0-0-0	0-0	0-0	0	0	0	0
Nevada (9/25/04)	1	1-0-1	0-0	0-0	0	0	0	0
at UCLA (10/2/04)	1	0-0-0	0-0	0-0	0	0	0	0
at WYO (10/9/04)	1	0-0-0	0-0	0-0	0	0	0	0
CSU (10/16/04)	1	0-0-0	0-0	0-0	0	0	0	0
at UNM (10/23/04)	1	0-0-0	0-0	0-0	0	0	0	0
Utah (10/30/04)	1	0-0-0	0-0	0-0	0	0	0	0
at BYU (11/6/04)			DNP					
at Air Force (11/13/04)			DNP					
UNLV (11/20/04)			DNP					
UCLA (9/3/05)	1	0-0-0	0	0	0	0	0	0
at Air Force (9/10/05)	1	0-0-0	0	0	0	0	0	0
at Ohio St. (9/17/05)	1	1-1-2	0	0	0	0	0	0
San Jose St. (9/24/05)	1	2-0-2	0	0	1-44	0	0	0
BYU (10/1/05)*	1	0-1-1	0	0	0	0	0	0
at UNLV (10/8/05)	1	0-0-0	0	0	0	0	0	0
at Utah (10/15/05)	1	5-3-8	0	0	0	0	0	0
UNM (10/22/05)	1	0-0-0	0	0	0	0	0	0
TCU (10/29/05)	1	3-0-3	0	0	1-27	0	1	0
at CSU (11/12/05)	1	0-1-1	0	0	0	0	0	0
WYO (11/19/05)	1	2-2-4	0	0	1-0	0	0	0
at Hawai'i (12/3/05)	1	2-3-5	0	0	0	1	0	0
UTEP (8/31/06)*	1	2-0-2	0	0	0	0	0	0
at Wisconsin (9/16/06)*	1	6-2-8	0	0	0	0	0	0
UTAH (9/23/06)*	1	6-2-8	1.0-1	0	0	0	0	0
at SJSU (9/30/06)*	1	2-2-4	0-0	0	0	0	0	0
at BYU (10/7/06)*	1	7-2-9	0-0	0	0	0	0	0
AFA (10/21/06)*	1	9-4-13	0-0	0	1-0	0	0	0
CAL POLY (10/28/06)*	1	2-0-2	0-0	0	0	0	0	0
at WYO (11/4/06)*	1	5-8-13	1.0-10	1.0-10	0	0	0	0
UNLV (11/11/06)	1	0-0-0	0-0	0-0	0	0	0	0
at TCU (11/18/06)	1	6-3-9	1.0-1	0-0	0	0	0	1
at UNM (11/25/06)*	1	4-3-7	1.0-1	0-0	0	0	0	0

\* = Game started



**2006 Highs:** Tackles: 13 at Wyoming (11/4/06), vs. AFA (10/21/06); TFL: 1.0, three times; Sacks: 1 at Wyoming (11/4/06); INT: 1 vs. AFA (10/21/06); FR: 1 at TCU (11/18/06).

### ► #16 BRETT SWAIN

WR, 6-1, 200, Jr.-2L,  
Carlsbad, Calif. (Carlsbad HS)

One of the veterans of the Aztec receiving corps who has played in 30 career contests, starting on 12 occasions ... A big-play receiver with six of his 15 receptions a year ago

going for more than 20 yards (second-most on the team).

**2006:** Starter in the opener with UTEP ... Had a career-best five receptions for 64 yards and one carry for two yards ... Five catches at Wisconsin for 33 yards ... First touchdown of the season against Utah for 18 yards ... Team-best four receptions against the Utes ... Four catches for the second and third straight outings at San Jose State and BYU ... Team-best four grabs in the win over Air Force ... 66-yard TD reception at Wyoming ... Four catches for 48 yards in the win over UNLV ... Four or more receptions for the eighth time in 2006 at TCU ... Career game at New Mexico, logging his first career 100-yard receiving game with a career-high eight catches for 108 yards, including a long of 32 yards.

### SWAIN'S CAREER STATS

Career Statistics	Receiving				Rushing				
	G	Rec.	Yds.	TD	Avg.	No.	Yds.	TD	Avg.
2004	10	13	104	0	8.0	1	23	0	23.0
2005	10	15	288	1	19.2	1	7	0	7.0
2006	11	45	502	2	11.2	4	2	0	0.5
<b>Totals</b>	<b>31</b>	<b>73</b>	<b>894</b>	<b>3</b>	<b>12.2</b>	<b>6</b>	<b>32</b>	<b>0</b>	<b>5.3</b>

**Career Highs:** Rec.: 8 at UNM (11/25/06); Receiving Yards: 108 at UNM (11/25/06); TD: 1, three times; Long Rec.: 80 at Ohio St. (9/17/05); Carries: 2 at UNM (11/25/06); Rushing Yards: 23 at UCLA (10/2/04); Long Rush: 23 at UCLA (10/2/04).

### SWAIN CAREER GAME-BY-GAME

	Receiving			
	No.	Yds.	TD	Avg.
Idaho St. (9/4/04)	1	-2	0	-2.0
at Michigan (9/18/04)	2	12	0	6.0
Nevada (9/25/04)	0	0	0	0.0
at UCLA (10/2/04)	1	7	0	7.0
at WYO (10/9/04)	1	31	0	31.0
CSU (10/16/04)	2	6	0	3.0
at UNM (10/23/04)	1	5	0	5.0
Utah (10/30/04)	3	19	0	6.3
at BYU (11/6/04)*	2	26	0	13.0
at Air Force (11/13/04)			DNP	
UNLV (11/20/04)	0	0	0	0.0
UCLA (9/3/05)	0	0	0	0.0
at Air Force (9/10/05)	2	14	0	7.0
at Ohio State (9/17/05)*	1	80	1	80.0
San Jose State (9/24/05)	4	38	0	9.5
BYU (10/1/05)*	3	74	0	24.7
at UNLV (10/8/05)	1	8	0	8.0
at Utah (10/15/05)	1	14	0	14.0
UNM (10/22/05)	0	0	0	0.0
TCU (10/29/05)*	2	51	0	25.5
at CSU (11/12/05)			DNP-INJ	
WYO (11/19/05)			DNP-INJ	
at Hawai'i (12/3/05)	1	9	0	9.0
UTEP (8/31/06)*	5	64	0	12.8
at Wisconsin (9/16/06)*	5	33	0	6.6
UTAH (9/23/06)	4	28	1	7.0
at SJSU (9/30/06)*	4	42	0	10.5
at BYU (10/7/06)*	4	41	0	10.3
AFA (10/21/06)*	4	28	0	7.0
CAL POLY (10/28/06)*	1	15	0	15.0
at WYO (11/11/06)	2	73	1	36.5
UNLV (11/11/06)*	4	48	0	12.0
TCU (11/18/06)*	4	22	0	5.5

\* = Game started

**2006 Highs:** Receptions: 5 at Wisconsin (9/16/06), vs. UTEP (8/31/06); Receiving Yards: 73 at WYO (11/11/06); TD: 1 at Wyoming (11/11/06), vs. Utah (9/23/06); Long Reception: 66 at WYO (11/11/06); Carries: 1 vs. at Wisconsin (9/16/06), UTEP (8/31/06); Rushing Yards: 2 vs. UTEP (8/31/06); Longest Rush: 2 vs. UTEP (8/31/06).

# SDSU Depth Chart

Game 12 - vs. Colorado State

Tuesday, Nov. 28, 2006

## Offense (Multiple)

<b>LT</b>	76	<b>Will Robinson</b> , 6-6, 280, Jr.-2L, Pomona, Calif.
	64	Matthew Callahan, 6-7, 295, Jr.-2L, Walnut Creek, Calif.
	79	Robert Nelson, 6-10, 220, Sr.-1L, Gilbert, Ariz.
<b>LG</b>	59	Nick Smith, 6-6, 320, Sr.-SQ, Orinda, Calif.
	65	Whitley Fehoko, 6-0, 320, Fr.-HS, Honolulu, Hawaii
	67	Ikaika Aken-Moleta, 6-2, 330, Fr.-RS, Kapolei, Hawaii
<b>C</b>	75	Patrick Justman, 6-6, 300, Sr.-2L, Palo Alto, Calif.
	73	Eder Arosemena, 6-2, 290, Sr.-1L, Vista, Calif.
	50	Trask Iosefa, 6-0, 295, Fr.-HS, Ewa Beach, Hawaii
<b>RG</b>	62	<b>Brandyn Dombrowski</b> , 6-6, 335, Jr.-2L, Henderson, Nev.
	77	Mike Schmidt, 6-2, 315, So.-SQ, San Diego, Calif.
	61	Jimmie Carmack, 6-4, 270, Fr.-HS, Palos Verdes Estates, Calif.
<b>RT</b>	70	Mike Kravetz, 6-5, 290, Jr.-1L, Las Vegas, Nev.
	63	Peter Manuma, 6-4, 280, Jr.-TR, Long Beach, Calif.
	68	Jason Alexander, 6-7, 290, So.-SQ, San Jose, Calif.
<b>TE</b>	95	Robert Miller, 6-7, 250, Sr.-1L, Anaheim, Calif.
	88	Matthew Kawulok, 6-2, 220, Fr.-RS, Boulder, Colo.
	40	Eric Rouser, 6-8, 255, So.-1L, Camarillo, Calif.
<b>R</b>	1	<b>Chaz Schilens</b> , 6-4, 220, Jr.-2L, Mesa, Ariz.
	10	Marcus Montgomery, 6-2, 215, So.-SQ, Oceanside, Calif.
	84	Justin Shaw, 6-2, 205, So.-TR, Palmdale, Calif.
<b>W</b>	16	Brett Swain, 6-1, 200, Jr.-2L, Carlsbad, Calif.
	83	Jon Toledo, 6-3, 210, Fr.-RS, Encinitas, Calif.
	6	Mekell Wesley, 5-10, 180, Fr.-RS, Chandler, Ariz.
<b>X</b>	2	Ramal Porter, 5-10, 185, Sr.-3L, Van Nuys, Calif.
	82	Brian Spinks, 6-2, 210, Sr.-SQ, Stockton, Calif.
	85	Justin Amaral, 5-11, 200, Sr.-1L, Pittsburg, Calif.
<b>HB</b>	37	Brandon Bornes, 6-1, 225, Jr.-2L, Vista, Calif.
	23	Tyler Campbell, 6-0, 215, So.-RS, Austin, Texas
<b>TB</b>	21	Atiyyah Henderson, 5-9, 185, Fr.-RS, Rockledge, Fla.
	37	Brandon Bornes, 6-1, 225, Jr.-2L, Vista, Calif.
<b>QB</b>	7	<b>Kevin O'Connell</b> , 6-6, 225, Jr.-2L, Carlsbad, Calif.
	3	Kevin Craft, 6-5, 200, Fr.-RS, Valley Center, Calif.
	2	Kelsey Sokoloski, 6-2, 175, Fr.-HS, Englewood, Colo.

## Special Teams

<b>P</b>	26	Alan Gomez, 6-3, 225, Jr.-SQ, Rancho Cucamonga, Calif.
	14	<b>Garrett Palmer</b> , 6-3, 185, Jr.-2L, Rialto, Calif.
<b>PK</b>	14	<b>Garrett Palmer</b> , 6-3, 185, Jr.-2L, Rialto, Calif.
	17	Michael Hughes, 6-1, 190, Jr.-2L, Moreno Valley, Calif.

## Defense (Multiple)

<b>DE</b>	93	<b>Antwan Applewhite</b> , 6-4, 245, Jr.-2L, Torrance, Calif.
	41	Tony DeMartinis, 6-5, 255, Fr.-RS, Sun Valley, Calif.
	47	Kwan Howard, 6-0, 245, Sr.-3L, Harvey, La.
<b>DT</b>	55	Emil Metroka, 6-3, 275, Sr.-SQ, San Diego, Calif. -OR-
	91	Ornan Nwansi, 6-2, 310, Jr.-RS, Richmond, Calif.
	96	Peter Nelson, 6-5, 270, Fr.-RS, St. Charles, Ill.
<b>NT</b>	99	<b>Jonathan Bailes</b> , 6-1, 320, Sr.-3L, Tampa, Fla.
	54	Frederick Amano, 6-1, 260, Jr.-TR, San Diego, Calif.
	56	Jonathan Soto, 6-3, 270, So.-1L, West Covina, Calif.
<b>DE</b>	94	<b>Nick Osborn</b> , 6-5, 260, Jr.-2L, Kensington, Calif.
	92	Siaosi Fifita, 6-4, 260, So.-1L, Van Nuys, Calif.
	54	Frederick Amano, 6-1, 260, Jr.-TR, San Diego, Calif.
<b>WLB</b>	36	Brett Martin, 6-0, 235, Jr.-2L, Corona, Calif.
	24	Freddy Dunkle, 6-1, 225, Jr.-2L, Chula Vista, Calif.
	34	Jerry Milling, 5-10, 235, Fr.-RS, Palmdale, Calif.
<b>MLB</b>	51	<b>Joe Martin</b> , 6-2, 230, Sr.-3L, Palmdale, Calif.
	34	Jerry Milling, 5-10, 235, Fr.-RS, Palmdale, Calif.
	50	Ted Edwards, 6-1, 230, Jr.-TR, Kelso, Wash.
<b>SLB</b>	46	<b>Russell Allen</b> , 6-3, 230, So.-1L, Oceanside, Calif.
	45	Andrew Schantz, 6-1, 235, So.-1L, Santa Clarita, Calif.
<b>CB</b>	3	<b>Donny Baker</b> , 5-9, 165, Sr.-3L, Miami, Fla.
	43	Aaron Moore, 6-0, 190, Fr.-RS, Tampa, Fla.
	13	Josh Walker, 6-2, 190, Fr.-RS, Tampa, Fla.
<b>LS</b>	12	Brett Sturm, 6-2, 220, Sr.-3L, Littleton, Colo.
	5	T.J. McKay, 6-1, 195, So.-1L, Palmdale, Calif.
	26	Gerard Armstrong, 6-0, 215, So.-1L, Hawthorne, Calif.
<b>RS</b>	20	Ray Bass, 6-0, 195, Jr.-TR, Corona, Calif. -OR-
	31	<b>Reggie Grigsby</b> , 6-0, 205, Sr.-3L, Oceanside, Calif.
	5	T.J. McKay, 6-1, 195, So.-1L, Palmdale, Calif.
<b>CB</b>	9	<b>Terrell Maze</b> , 6-0, 175, Sr.-3L, Santa Monica, Calif.
	39	Scotty James, 5-10, 175, Jr.-TR, Elsinore, Calif.
	29	Kwincy Edwards, 5-11, 165, Fr.-RS, Palmdale, Calif.

*Bold indicates player started at least six games in 2005.*

<b>KR</b>	20	Ray Bass, 6-0, 195, Jr.-TR, Corona, Calif.
<b>PR</b>	3	Donny Baker, 5-9, 165, Sr.-3L, Miami, Fla.
<b>H</b>	26	Alan Gomez, 6-3, 225, Jr.-SQ, Rancho Cucamonga, Calif.
<b>LS</b>	52	<b>Tyler Schmitt</b> , 6-2, 230, Jr.-2L, Peoria, Ariz.

## SDSU Situational Record

	<u>2002</u>	<u>2003</u>	<u>2004</u>	<u>2005</u>	<u>2006</u>	<u>Since 2002</u>
<b>OVERALL</b>	4-9	6-6	4-7	5-7	2-9	21-38
SCORING - first to score	3-2	6-4	4-2	5-4	2-2	20-14
LEADING - after one quarter	2-1	5-2	2-0	3-1	1-3	13-7
LEADING - at halftime	0-3	5-1	3-2	4-1	2-2	14-9
LEADING - after three quarters	3-1	6-0	4-0	4-1	2-1	19-3
<b>OFFENSE</b>						
SCORING - 30 or more points	3-2	2-1	2-0	4-1	0-0	11-4
SCORING - 24 or more points	4-3	4-1	3-1	5-3	0-2	16-10
TOTAL OFFENSE - 500-plus yards	0-3	1-0	1-0	2-1	0-0	4-4
TOTAL OFFENSE - 400-plus yards	3-4	1-0	3-2	3-3	0-1	10-10
TOTAL OFFENSE - rush and pass for 200-plus yards	0-0	1-0	2-0	3-0	0-0	6-0
PASSING - 300-plus yards	2-5	0-2	0-0	1-1	0-1	3-9
PASSING - 200-plus yards	4-8	3-4	3-6	3-4	0-3	13-25
RUSHING - 200-plus yards	0-0	2-0	2-0	3-0	0-1	7-1
FIRST DOWNS - 20-plus	4-5	3-3	3-4	3-4	0-3	13-19
3RD DOWN CONVERSION - 50 percent or better	2-0	2-0	0-0	2-2	0-1	6-3
TURNOVERS - two or fewer	3-7	6-2	2-3	5-2	1-4	17-18
FIELD POSITION - 30 or better	2-2	5-2	3-3	1-3	0-1	11-11
FIELD POSITION - 25 or better	2-6	5-4	4-5	5-4	0-5	16-24
PLAY CALL - 50 percent or more rushing	1-0	6-0	3-0	5-3	1-5	16-8
<b>DEFENSE</b>						
SCORING - allow 24 points or less	3-2	6-3	3-4	5-2	2-2	19-13
SCORING - allow 17 points or less	0-2	6-2	2-0	2-1	2-2	12-7
TOTAL OFFENSE - opponent has 300 yards or less	0-2	6-1	1-3	1-1	1-2	9-9
PASSING - opponent has 150 yards or less	1-2	5-2	1-2	1-2	1-4	9-12
RUSHING - opponent has 100 yards or less	1-1	2-1	3-2	2-0	1-1	9-5
FIRST DOWNS - opponent has 15 or less	0-2	3-3	0-2	2-1	0-4	5-12
3RD DOWN CONVERSION - opponent 33 percent or less	1-2	3-4	2-2	3-1	0-2	9-11
TURNOVERS - opponent has three or more	1-3	2-2	3-1	3-2	0-1	9-9
FIELD POSITION - opponent 25 or less	1-0	2-1	1-0	1-0	0-0	5-1
FIELD POSITION - opponent 20 or less	0-0	0-0	0-0	0-0	0-0	0-0
DEFENSIVE SCORE - defense scores points	2-1	2-1	1-2	2-1	0-0	7-5
<b>COMPARISON</b>						
RUSHING YARDS - SDSU has more	1-0	5-1	3-1	4-0	0-3	13-5
RETURN YARDS - SDSU has more	3-3	1-1	1-4	0-2	0-1	5-11
TURNOVER - SDSU commits fewer	2-4	4-1	3-1	4-1	1-1	14-8
TIME OF POSSESSION - advantage	2-2	3-3	3-1	3-1	0-4	11-11
FIRST DOWNS and POSSESSION TIME - SDSU advantage	1-2	3-2	2-1	2-1	0-2	8-8
AVERAGE FIELD POSITION - SDSU advantage	2-3	4-0	3-1	2-2	0-0	11-6
AVG. FIELD POSITION and TURNOVERS - SDSU advantage	2-2	4-0	2-1	1-0	0-0	9-3
SPECIAL TEAMS SCORE - SDSU scores off special teams	2-0	0-0	0-0	0-1	1-1	3-2
<b>INDIVIDUAL</b>						
RUSHER - 100-yard	1-0	5-1	3-2	3-1	1-1	13-5
PASSER - 300-yard	2-4	0-1	0-0	0-1	0-0	2-6
RECEIVER - 100-yard	4-8	1-1	1-3	3-1	0-1	9-14
RUSHER 100-yard and PASSER 300-yard	1-0	0-0	0-0	1-1	0-0	2-1

# The Last Time SDSU

## Team

### RUSHING

Had 400 or more yards	.430, vs. Pacific, W - 55-34, Sept. 14, 1991
Had 300 or more yards	.356, vs. Eastern Illinois, W - 40-7, Oct. 6, 2001
Had 70 or more attempts	.71, vs. Texas-El Paso, W - 42-20, Nov. 17, 1979
Had 60 or more attempts	.67, at Texas-El Paso, W - 28-7, Nov. 15, 1980
Had 50 or more attempts	.55, vs. Brigham Young, W - 31-10, Oct. 1, 2005
Had seven or more rushing TDs	.7, vs. Pacific, W - 55-34, Sept. 14, 1991
Had six or more rushing TDs	.6, at Hawai'i, W - 47-21, Oct. 5, 1991
Had five or more rushing TDs	.5, at New Mexico, W - 48-42, Oct. 19, 1996
Had four or more rushing TDs	.4, vs. Brigham Young, W - 31-10, Oct. 1, 2005

### PASSING

Had 500 or more yards	.507, at Hawai'i, L - 40-41, Dec. 7, 2002
Had 400 or more yards	.421, at Hawai'i, L - 38-49, Dec. 3, 2005
Had 300 or more yards	.327, at New Mexico, L - 14-41, Nov. 25, 2006
Had 50 or more pass attempts	.51, at Hawai'i, L - 38-49, Dec. 3, 2005
Had 40 or more pass attempts	.40, at New Mexico, L - 14-41, Nov. 25, 2006
Had 30 or more pass attempts	.49, at New Mexico, L - 14-41, Nov. 25, 2006
Had 30 or more completions	.33, at Hawai'i, L - 38-49, Dec. 3, 2005
Had 25 or more completions	.27, at New Mexico, L, 14-41, Nov. 25, 2006
Had 20 or more completions	.27, at New Mexico, L, 14-41, Nov. 25, 2006
Had five touchdowns passing	.5, vs. San Jose State, W - 52-21, Sept. 24, 2005
Had four touchdowns passing	.5, vs. San Jose State, W - 52-21, Sept. 24, 2005
Had three touchdowns passing	.3, at Hawai'i, L - 38-49, Dec. 3, 2005

### TOTAL OFFENSE

Had 600 or more yards of total offense	.632, at Hawai'i, L - 40-41, Dec. 7, 2002
Had 500 or more yards of total offense	.554, at Hawai'i, L - 38-49, Dec. 3, 2005
Had 400 or more yards of total offense	.431, at New Mexico, L - 14-41, Nov. 25, 2006
Had 85 or more offensive plays	.88, at Hawai'i, L - 38-49, Dec. 3, 2005
Had 75 or more offensive plays	.83, at New Mexico, L, 14-41, Nov. 25, 2006

### SCORING

Scored 60 or more points	.66, vs. Utah, W - 66-14, Nov. 3, 1990
Scored 50 or more points	.52, vs. San Jose State, W - 52-21, Sept. 24, 2005
Scored 40 or more points	.52, vs. San Jose State, W - 52-21, Sept. 24, 2005
Scored 30 or more points	.38, at Hawai'i, L - 38-49, Dec. 3, 2005

### VARIOUS

Was not penalized	.0, at San Jose State, T - 27-27, Nov. 3, 1973
Did not commit a turnover	.vs. Air Force, W - 19-12, Oct. 21, 2006
Had 30 or more first downs	.31, at Hawai'i, L - 38-49, Dec. 3, 2005
Had 25 or more first downs	.25, at New Mexico, L - 14-41, Nov. 25, 2006
Had 20 or more first downs	.22, vs. UTEP, L, 27-34, Aug. 31, 2006
Had 35 minutes of possession time	.37:32, vs. UTEP, L, 27-34, Aug. 31, 2006

### DEFENSE

Held opponent to 50 or fewer rushing yards	.30, vs. UTEP, L, 27-34, Aug. 31, 2006
Held opponent to 100 or fewer passing yards	.87, at New Mexico, L - 14-41, Nov. 25, 2006
Held opponent to 300 or fewer total yards	.284, Cal Poly, L - 14-16, Oct. 28, 2006
Held opponent to 200 or fewer total yards	.196, vs. Colorado State, L - 17-21, Oct. 16, 2004
Recorded six or more takeaways	.6, at Texas-El Paso, W - 34-0, Sept. 13, 2003
Recorded five or more takeaways	.6, at Texas-El Paso, W - 34-0, Sept. 13, 2003
Intercepted five or more passes	.6, vs. Wyoming, W - 38-16, Nov. 17, 2001
Intercepted four or more passes	.4, vs. UTEP, L, 27-34, Aug. 31, 2006
Intercepted three or more passes	.4, vs. UTEP, L, 27-34, Aug. 31, 2006
Recovered four fumbles	.4, at UCLA, L - 10-20, Sept. 27, 2003
Recovered three fumbles	.3, at Hawai'i, L - 38-49, Dec. 3, 2005
Scored a safety	.at New Mexico, L - 9-19, Oct. 23, 2004
Scored a touchdown	.vs. UNLV, W - 21-7, Nov. 11, 2006

# The Last Time SDSU

Recorded 10 tackles for loss .....15, vs. Colorado State, L - 17-21, Oct. 16, 2004  
 Recorded five sacks .....6, vs. Colorado State, L - 17-21, Oct. 16, 2004

## Individual

### RUSHING

Had 300 or more yards .....300 by Marshall Faulk vs. Hawai'i, W - 52-28, Nov. 14, 1992  
 Had 200 or more yards .....218 by Lynell Hamilton vs. Wyoming, W - 25-20, Oct. 25, 2003  
 Had 175 or more yards .....218 by Lynell Hamilton vs. Wyoming, W - 25-20, Oct. 25, 2003  
 Had 150 or more yards .....154 by Lynell Hamilton vs. Wyoming, W - 34-21, Nov. 19, 2005  
 Had 125 or more yards .....154 by Lynell Hamilton vs. Wyoming, W - 34-21, Nov. 19, 2005  
 Had 100 or more yards .....140 by Atiyah Henderson vs. Cal Poly, L - 14-16, Oct. 28, 2006

Carried 40 or more times .....40 by Lynell Hamilton vs. Wyoming, W - 25-20, Oct. 25, 2003  
 Carried 35 or more times .....40 by Lynell Hamilton vs. Wyoming, W - 25-20, Oct. 25, 2003  
 Carried 30 or more times .....30 by Lynell Hamilton vs. Brigham Young, W - 31-10, Oct. 1, 2005  
 Carried 25 or more times .....26 by Atiyah Henderson vs. Cal Poly, L - 14-16, Oct. 28, 2006  
 Rushed for four or more touchdowns .....4, by Larry Ned vs. Wyoming, W - 38-16, Nov. 17, 2001  
 Rushed for three or more touchdowns .....4, by Larry Ned vs. Wyoming, W - 38-16, Nov. 17, 2001  
 Rushed for two or more touchdowns .....2, by Darren Mougey vs. UTEP, L - 27-34, Aug. 31, 2006  
 Had a run of 80 yards or more .....92, by Chris Hardy vs. Texas-El Paso, W 34-6, Nov. 16, 1985  
 Had a run of 70 yards or more .....77, by Larry Ned at Utah, L- 16-38, Oct. 23, 1999  
 Had a run of 60 yards or more .....61 by Kevin O'Connell at Utah, W - 28-19, Oct. 15, 2005  
 Had a run of 50 yards or more .....61 by Kevin O'Connell at Utah, W - 28-19, Oct. 15, 2005

### PASSING

Had 500 or more yards .....506, Adam Hall at Idaho, L, 38-48, Sept. 21, 2002  
 Had 400 or more yards .....421, Kevin O'Connell at Hawai'i, L - 38-49, Dec. 3, 2005  
 Had 300 or more yards .....421, Kevin O'Connell at Hawai'i, L - 38-49, Dec. 3, 2005  
 Attempted 50 or more passes .....60, Adam Hall vs. Arizona State, L-28-39, Sept. 14, 2002  
 Attempted 40 or more passes .....40, Kevin O'Connell at New Mexico, L - 14-41, Nov. 25, 2006  
 Attempted 30 or more passes .....40, Kevin O'Connell at New Mexico, L - 14-41, Nov. 25, 2006  
 Completed 40 or more passes .....40, Todd Santos vs. Stanford, L 40-44, Oct. 17, 1987  
 Completed 35 or more passes .....39, Adam Hall at Colorado, L, 14-34, Sept. 7, 2002  
 Completed 30 or more passes .....33, Kevin O'Connell at Hawai'i, L - 38-49, Dec. 3, 2005  
 Threw five touchdown passes .....5, Adam Hall at Idaho, L, 38-48 - Sept. 21, 2002  
 Threw four touchdown passes .....4, Kevin O'Connell vs. San Jose State, W - 52-21, Sept. 24, 2005  
 Threw three touchdown passes .....3, Kevin O'Connell at Hawai'i, L - 38-49, Dec. 3, 2005  
 Completed a pass of 80 yards or more .....80, Brett Swain from Kevin O'Connell at Ohio State, L - 6-27, Sept. 17, 2005  
 Completed a pass of 70 yards or more .....80, Brett Swain from Kevin O'Connell at Ohio State, L - 6-27, Sept. 17, 2005  
 Completed a pass of 60 yards or more .....66, Brett Swain from Kevin O'Connell at Wyoming, L - 24-27, Nov. 4, 2006  
 Completed a pass of 50 yards or more .....66, Brett Swain from Kevin O'Connell at Wyoming, L - 24-27, Nov. 4, 2006

### RECEIVING

Caught 15 or more passes .....18, J.R. Tolver, at Hawaii, Dec. 7, 2002  
 Caught 10 or more passes .....13, Jeff Webb at Hawai'i, L - 38-49, Dec. 3, 2005  
 Had 200 or more yards receiving .....253, Jeff Webb vs. Brigham Young, Oct. 4, 2003  
 Had 175 or more yards receiving .....253, Jeff Webb vs. Brigham Young, Oct. 4, 2003  
 Had 150 or more yards receiving .....253, Jeff Webb vs. Brigham Young, Oct. 4, 2003  
 Had 100 or more yards receiving .....108, Brett Swain at New Mexico, L - 14-41, Nov. 26, 2006  
 Had two 100-yard receivers .....142 Jeff Webb and 119 Chaz Schilens, at Hawai'i, L - 38-49, Dec. 3, 2005  
 Caught three or more TDs .....3, Jeff Webb vs. Brigham Young, Oct. 4, 2003  
 Caught two or more TDs .....2, Ramal Porter vs. Cal Poly, L - 14-16, Oct. 28, 2006

### TOTAL OFFENSE

Had 500 or more yards total offense .....506, Adam Hall, at Idaho, Sept. 21, 2002  
 Had 400 or more yards total offense .....432, Kevin O'Connell at Hawai'i, L - 38-49, Dec. 3, 2005  
 Had 100 yards both passing and rushing .....229 (passing), 101 (rushing), Kevin O'Connell at Brigham Young, L, 16-49, Nov. 6, 2004

## The Last Time SDSU

### SCORING

Accounted for four or more TDs ..... 4, Kevin O'Connell at Hawai'i, L - 38-49, Dec. 3, 2005  
 Accounted for three or more TDs ..... 4, Kevin O'Connell at Hawai'i, L - 38-49, Dec. 3, 2005

### DEFENSE

Intercepted two or more passes ..... 2, Donny Baker vs. UTEP, L - 27-34, Aug. 31, 2006  
 Recovered three or more fumbles ..... Never  
 Recovered two or more fumbles ..... 2, Kirk Morrison at New Mexico, Nov. 9, 2002  
 Recorded 15 or more tackles ..... 15, Joe Martin 66, Brett Swain from Kevin O'Connell at Wyoming, L - 24-27, Nov. 4, 2006

### SPECIAL TEAMS

Scored 15 or more points kicking ..... 16, Tommy Kirovski, at Hawaii, L - 40-41, Dec. 7, 2002  
 Scored 10 or more points kicking ..... 11, Garrett Palmer at Air Force, L - 29-41, Sept. 10, 2005  
 Kicked five or more field goals ..... Never  
 Kicked four or more field goals ..... 4, J.C. Mejia vs. Wyoming, W - 25-20, Oct. 25, 2003  
 Kicked two field goals of 50 or more yards ..... 51 and 50, Chris O'Brien vs. New Mexico, Nov. 17, 1984  
 Kicked one field goal of more than 50 yards ..... 51, J.C. Mejia, at Colorado St., L - 6-21, Nov. 15, 2003  
 Kicked a 50-yard field goal ..... 50, Garrett Palmer vs. Nevada, W - 27-10, Sept. 25, 2004  
 Kicked a punt 70 or more yards ..... 78, Michael Hughes at UNLV, L - 10-13, Oct. 8, 2005  
 Kicked a punt 60 or more yards ..... 78, Michael Hughes at UNLV, L - 10-13, Oct. 8, 2005  
 Punted nine or more times ..... 11, Michael Hughes at Ohio State, L - 6-27, Sept. 17, 2005  
 Totaled 100 or more kick return yards ..... 113, Michael Franklin at Hawai'i, L - 38-49, Dec. 3, 2005  
 Totaled 100 or more punt return yards ..... 107, Kyle Conerly vs. UNLV, W, 31-21, Oct. 26, 2002





# SAN DIEGO STATE GAME NOTES WEEK TWELVE - vs. COLORADO STATE

## KICKOFF RETURNS

Player	G	No.	Yards	Avg.	TD	Long
AMARAL, Justin		21	339	16.1	0	37
BASS, Ray		10	223	22.3	0	74
PORTER, Ramal		8	137	17.1	0	26
CAMPBELL, Tyler		4	56	14.0	0	19
KAWULOK, Matthe		1	15	15.0	0	15
BORNES, Brandon		1	26	26.0	0	26
<b>SAN DIEGO STATE</b>	<b>11</b>	<b>45</b>	<b>796</b>	<b>17.7</b>	<b>0</b>	<b>74</b>
<b>OPPONENTS</b>	<b>11</b>	<b>25</b>	<b>550</b>	<b>22.0</b>	<b>0</b>	<b>48</b>

## INTERCEPTION RETURNS

Player	G	No.	Yards	Avg.	TD	Long
BAKER, Donny		2	0	0.0	0	0
BASS, Ray		2	49	24.5	1	49
SCHANTZ, Andrew		1	10	10.0	0	10
MCKAY, T.J.		1	10	10.0	0	10
MAZE, Terrell		1	0	0.0	0	0
STURM, Brett		1	0	0.0	0	0
<b>SAN DIEGO STATE</b>	<b>11</b>	<b>8</b>	<b>69</b>	<b>8.6</b>	<b>1</b>	<b>49</b>
<b>OPPONENTS</b>	<b>11</b>	<b>17</b>	<b>284</b>	<b>16.7</b>	<b>4</b>	<b>39</b>

## FUMBLE RETURNS

Player	G	No.	Yards	Avg.	TD	Long
HULL, Marc		1	2	2.0	1	2
MCKAY, T.J.		1	23	23.0	1	23
GRIGSBY, Reggie		1	1	1.0	0	1
<b>SAN DIEGO STATE</b>	<b>11</b>	<b>3</b>	<b>26</b>	<b>8.7</b>	<b>2</b>	<b>23</b>
<b>OPPONENTS</b>	<b>11</b>	<b>0</b>	<b>0</b>	<b>0.0</b>	<b>1</b>	<b>0</b>

## TOTAL OFFENSE

Player	G	Plays	Rush	Pass	Total	YPG
CRAFT, Kevin	9	150	-15	737	722	80.2
HENDERSON, Atiyah	11	163	706	0	706	64.2
O'CONNELL, Kevin	5	117	87	584	671	134.2
MOUGEY, Darren	4	107	85	432	517	129.2
BORNES, Brandon	11	53	194	0	194	17.6
HAMILTON, Lynell	5	54	145	0	145	29.0
WESLEY, Mekell	8	2	19	0	19	2.4
STURM, Brett	11	2	18	0	18	1.6
PORTER, Ramal	11	1	7	0	7	0.6
CAMPBELL, Tyler	11	10	7	0	7	0.6
SWAIN, Brett	11	2	2	0	2	0.2
TEAM	2	1	-9	0	-9	-4.5
<b>SAN DIEGO STATE</b>	<b>11</b>	<b>665</b>	<b>1246</b>	<b>1753</b>	<b>2999</b>	<b>272.6</b>
<b>OPPONENTS</b>	<b>11</b>	<b>704</b>	<b>2048</b>	<b>1885</b>	<b>3933</b>	<b>357.5</b>

## ALL PURPOSE

Player	G	Rush	Rec.	PR	KOR	IR	Total	YPG
HENDERSON, Atiyah	11	706	80	0	0	0	786	71.5
SWAIN, Brett	11	2	502	0	0	0	504	45.8
SCHILENS, Chaz	11	0	476	0	0	0	476	43.3
PORTER, Ramal	11	7	270	7	137	0	421	38.3
AMARAL, Justin	9	0	12	60	339	0	411	45.7
BORNES, Brandon	11	194	88	0	26	0	308	28.0
BASS, Ray	11	0	0	0	223	49	272	24.7
HAMILTON, Lynell	5	145	102	0	0	0	247	49.4
SPINKS, Brian	5	0	91	0	0	0	91	18.2
O'CONNELL, Kevin	5	87	0	0	0	0	87	17.4
MOUGEY, Darren	4	85	0	0	0	0	85	21.2
KAWULOK, Matthew	11	0	66	0	15	0	81	7.4
CAMPBELL, Tyler	11	7	0	0	56	0	63	5.7
WESLEY, Mekell	8	19	18	0	0	0	37	4.6
MILLER, Robert	7	0	28	0	0	0	28	4.0
STURM, Brett	11	18	0	0	0	0	18	1.6
BAKER, Donny	9	0	0	15	0	0	15	1.7
MONTGOMERY, Marcus	6	0	13	0	0	0	13	2.2
MCKAY, T.J.	10	0	0	0	0	10	10	1.0
SCHANTZ, Andrew	11	0	0	0	0	10	10	0.9
TOLEDO, Jon	4	0	7	0	0	0	7	1.8
TEAM	2	-9	0	0	0	0	-9	-4.5
CRAFT, Kevin	9	-15	0	0	0	0	-15	-1.7
<b>SAN DIEGO STATE</b>	<b>11</b>	<b>1246</b>	<b>1753</b>	<b>82</b>	<b>796</b>	<b>69</b>	<b>3946</b>	<b>358.7</b>
<b>OPPONENTS</b>	<b>11</b>	<b>2048</b>	<b>1885</b>	<b>248</b>	<b>550</b>	<b>284</b>	<b>5015</b>	<b>455.9</b>

## ATTENDANCE

Site	G	Attend.	Average	High	W-L
San Diego	5	157,807	31,561	53,794	2-3
Road	6	219,975	36,662	81,090	0-6

## FIRST DOWNS EARNED

Player	Rush	Pass	Rec.	Total
Atiyah Henderson	34	-	4	38
Kevin O'Connell	11	24	-	35
Kevin Craft	1	34	-	35
Brett Swain	-	-	23	23
Darren Mougey	8	15	-	23
Brandon Bornes	15	-	2	17
Chaz Schilens	-	-	16	16
Ramal Porter	-	-	16	16
Lynell Hamilton	6	-	3	9
Brian Spinks	-	-	3	3
Matthew Kawulok	-	-	3	3
Robert Miller	-	-	2	2
Mekell Wesley	1	-	1	2
Tyler Campbell	1	-	-	1
Brett Sturm	1	-	-	1
<b>SAN DIEGO STATE</b>	<b>78</b>	<b>73</b>	<b>73</b>	

## FUMBLES

Player	No.	Lost
Kevin Craft	5	0
Darren Mougey	4	0
Atiyah Henderson	5	3
Brandon Bornes	1	0
Tyler Campbell	2	0
Kevin O'Connell	2	2
Brett Swain	1	1
Team	1	1
Matthew Kawulok	1	0
Robert Miller	1	0
<b>SAN DIEGO STATE</b>	<b>23</b>	<b>7</b>
<b>OPPONENTS</b>	<b>15</b>	<b>9</b>

## CONSECUTIVE TOUCHES WITHOUT A FUMBLE

Player	Season	Total
Lynell Hamilton	69	89

*Includes rushing and receptions for running backs and wide receivers; includes snaps handled for quarterbacks.*

# SAN DIEGO STATE GAME NOTES WEEK TWELVE - vs. COLORADO STATE

## DEFENSE

Player	GP	Tackles			TFL/Yds.	Sacks No.-Yards	Pass Def.		QBH	Fumbles		Blkd Kick	Saf.
		Solo	Ast.	Total			Int.-Yds	BrUp		Rcv.-Yds	FF		
51 MARTIN, Joe	11	53	42	95	6.0-23	2.0-14	.	2	.	.	1	.	.
46 ALLEN, Russell	11	43	38	81	6.5-15	0.5-4	.	1	.	.	.	.	.
12 STURM, Brett	11	49	26	75	4.0-13	1.0-10	1-0	.	.	1-0	.	.	.
94 OSBORN, Nick	11	24	28	52	4.5-14	1.0-5	.	1	.	2-0	1	1	.
9 MAZE, Terrell	11	35	13	48	4.0-14	1.0-5	1-0	5	.	1-0	1	.	.
93 APPLEWHITE, Ant	11	26	19	45	6.5-36	4.5-33	.	.	.	.	.	1	.
20 BASS, Ray	11	31	7	38	4.0-6	.	2-49	5	.	.	1	.	.
99 BAILES, Jonatha	11	17	21	38	4.5-17	2.0-14	.	.	.	.	3	.	.
31 GRIGSBY, Reggie	9	24	12	36	.	.	.	3	.	1-1	1	.	.
3 BAKER, Donny	9	31	4	35	1.5-7	.	2-0	6	.	.	.	.	.
45 SCHANTZ, Andrew	11	16	11	27	2.5-3	.	1-10	.	1	.	.	.	.
55 METROKA, Emil	10	12	13	25	2.5-5	0.5-3	.	.	.	.	.	.	.
36 MARTIN, Brett	11	14	10	24	.	.	.	1	.	.	.	.	.
43 MOORE, Aaron	9	15	5	20	1.0-4	.	.	1	.	.	.	.	.
91 NWANSI, Ornan	11	5	13	18	0.5-4	0.5-4	.	.	.	1-0	.	.	.
42 SANDFORD, Nick	11	12	.	12	.	.	.	.	.	.	.	.	.
5 MCKAY, T.J.	10	8	4	12	.	.	1-10	1	.	2-23	.	.	.
24 DUNKLE, Freddy	11	9	2	11	.	.	.	.	.	.	.	.	.
35 LAOLAGI, Luke	10	7	3	10	1.0-2	.	.	.	.	.	.	.	.
54 AMANO, Frederic	6	5	4	9	.	.	.	.	.	.	.	.	.
41 DEMARTINIS, Ton	9	1	4	5	1.0-1	.	.	.	.	.	.	.	.
92 FIFITA, Siaoosi	10	.	4	4	.	.	.	.	.	.	.	.	.
26 ARMSTRONG, Gera	8	1	2	3	.	.	.	.	.	.	.	.	.
34 MILLING, Jerry	8	1	1	2	.	.	.	.	.	.	.	.	.
96 NELSON, Peter	2	.	2	2	.	.	.	.	.	.	.	.	.
52 SCHMITT, Tyler	11	.	2	2	.	.	.	.	.	.	.	.	.
58 HULL, Marc	11	2	.	2	.	.	.	.	.	1-2	.	.	.
39 JAMES, Scotty	6	1	1	2	.	.	.	.	.	.	.	.	.
26 GOMEZ, Alan	10	1	.	1	.	.	.	.	.	.	.	.	.
50 EDWARDS, Ted	3	1	.	1	.	.	.	.	.	.	.	.	.
59 SMITH, Nick	10	1	.	1	.	.	.	.	.	.	.	.	.
65 FEHOKO, Whitley	8	1	.	1	.	.	.	.	.	.	.	.	.
47 HOWARD, Kwan	4	.	1	1	.	.	.	.	.	.	.	.	.
48 PARRINGTON, Tre	7	1	.	1	.	.	.	.	.	.	.	.	.
23 CAMPBELL, Tyler	11	1	.	1	.	.	.	.	.	.	.	.	.
88 KAWULOK, Matthe	11	1	.	1	.	.	.	.	.	.	.	.	.
4 MOUGEY, Darren	4	1	.	1	.	.	.	.	.	.	.	.	.
7 O'CONNELL, Kevi	5	1	.	1	.	.	.	.	.	.	.	.	.
82 SPINKS, Brian	5	1	.	1	.	.	.	.	.	.	.	.	.
37 BORNES, Brandon	11	1	.	1	.	.	.	.	.	.	.	.	.
77 SCHMIDT, Mike	10	1	.	1	.	.	.	.	.	.	.	.	.
14 PALMER, Garrett	11	.	1	1	.	.	.	.	.	.	.	.	.
16 SWAIN, Brett	11	1	.	1	.	.	.	.	.	.	.	.	.
3 CRAFT, Kevin	8	1	.	1	.	.	.	.	.	.	.	.	.
<b>SAN DIEGO STATE</b>	<b>11</b>	<b>457</b>	<b>292</b>	<b>749</b>	<b>50-164</b>	<b>12-87</b>	<b>8-69</b>	<b>27</b>	<b>1</b>	<b>9-26</b>	<b>8</b>	<b>2</b>	<b>.</b>
<b>OPPONENTS</b>	<b>11</b>	<b>416</b>	<b>286</b>	<b>702</b>	<b>66-229</b>	<b>25-147</b>	<b>17-284</b>	<b>17</b>	<b>4</b>	<b>7-0</b>	<b>12</b>	<b>3</b>	<b>.</b>

### 2006 SAN DIEGO STATE SINGLE-GAME HIGHS

#### INDIVIDUAL

- Longest Scoring Run - 14, Darren Mougey vs. UTEP (8-31-06)
- Longest Non-Scoring Run - 40, Atiyah Henderson vs. Utah (9-23-06)
- Longest Scoring Pass - 66, Brett Swain from Kevin O'Connell at Wyoming (11-4-06)
- Longest Non-Scoring Pass - 41, Chaz Schilens from Kevin Craft at BYU (10-7-06)
- Longest Kickoff Return - 74, Ray Bass (11-18-06)
- Longest Punt Return - 15, Justin Amaral at Wyoming (11-4-06)
- Longest Interception Return - 49, Ray Bass vs. UNLV (11-11-06)
- Longest Punt - 64, Michael Hughes at Wyoming (11-4-06)
- Longest Field Goal - 48, Garrett Palmer at BYU (10-7-06)
- Most Touchdowns - 2, Darren Mougey vs. UTEP (8-31-06) and Ramal Porter vs. Cal Poly (10-28-06)
- Most Rushing Attempts - 26, Atiyah Henderson vs. Cal Poly (10-28-06)
- Most Rushing Yards - 142, Atiyah Henderson vs. Air Force (10-21-06)
- Most Pass Attempts - 40, Kevin O'Connell at New Mexico (11-25-06)
- Most Pass Completions - 23, Kevin O'Connell at New Mexico (11-25-06)
- Most Interceptions Thrown - 4, Darren Mougey vs. Utah (9-23-06)
- Most Passing Yards - 272, Kevin O'Connell at New Mexico (11-25-06)
- Most Touchdown Passes - 2, Kevin Craft vs. Cal Poly (10-28-06) and Kevin O'Connell at New Mexico (11-25-06)
- Most Receptions - 8, Ramal Porter at BYU (10-7-06) and Brett Swain at New Mexico (11-25-06)
- Most Receiving Yards - 108, Brett Swain at New Mexico (11-25-06)
- Most Field Goals Attempted - 4, Garrett Palmer vs. UTEP (8-31-06)
- Most Field Goals Made - 2, Garrett Palmer vs. UTEP (8-31-06) and vs. Air Force (10-21-06)
- Most Pass Interceptions - 2, Donny Baker vs. UTEP (8-31-06)
- Most Tackles - 16, Joe Martin vs. Air Force (10-21-06)
- Most Solo Tackles - 10, Joe Martin at Wyoming (11-4-06), Antwan Applewhite and Russell Allen vs. Cal Poly (10-28-06)
- Most Quarterback Sacks - 1 - nine times
- Most Tackles for Loss - 2 - five times
- Most Passes Broken Up - 3, Terrell Maze at Wyoming (11-4-06)

#### TEAM BESTS/HIGHS

- Most First Downs - 25, at New Mexico (11-25-06)
- Most Rushing Attempts - 46, vs. UTEP (8-31-06)
- Most Rushing Yards - 204, vs. Utah (9-23-06)
- Most Pass Attempts - 49, at New Mexico (11-25-06)
- Most Completions - 27, at New Mexico (11-25-06)
- Most Interceptions Thrown - 5, vs. Utah (9-23-06)
- Most Passing Yards - 327, at New Mexico (11-25-06)
- Most Total Offense - 431, at New Mexico (11-25-06)
- Fewest Fumbles - 1, vs. Utah (9-23-06)
- Most Fumbles - 4, vs. UTEP (8-31-06) and vs. Cal Poly (10-28-06)
- Fewest Turnovers - 0, vs. Air Force (10-21-06)
- Most Turnovers - 5, vs. Utah (9-23-06)
- Most Offensive Plays - 83, at New Mexico (11-25-06)
- Most Time of Possession - 38:55, at BYU (10-7-06)
- Longest Touchdown Drive - 85, at Wyoming (11-4-06)
- Long Field Goal Drive - 76, vs. Air Force (10-21-06)

#### DEFENSIVE BESTS

- Fewest First Downs Allowed - 12, vs. UTEP (8-31-06)
- Fewest Rushing Attempts Allowed - 20, vs. UTEP (8-31-06)
- Fewest Rushing Yards Allowed - 30, vs. UTEP (8-31-06)
- Fewest Pass Attempts Allowed - 7, vs. Air Force (10-21-06)
- Fewest Pass Completions Allowed - 4, vs. Air Force (10-21-06)
- Fewest Passing Yards Allowed - 47, vs. Air Force (10-21-06)
- Most Interceptions - 4, vs. UTEP (8-31-06)
- Fewest Total Plays Allowed - 48, vs. UTEP (8-31-06)
- Fewest Total Yards Allowed - 243, vs. UTEP (8-31-06)
- Most Fumbles Forced - 2, at Wisconsin (9-16-06)
- Most Passes Broken Up - 5, at Wyoming (11-4-06)
- Most Quarterback Sacks - 3, at Wyoming (11-4-06)
- Most Tackles for Loss - 7, vs. UTEP (8-31-06), vs. Cal Poly (10-28-06) at Wyoming (11-4-06)

# SAN DIEGO STATE GAME NOTES WEEK TWELVE - vs. COLORADO STATE

## DRIVE ENGINEERING

Quarterback	Drives				Drives Ended By					Points Yielded	Pts./ Drive	QB Efficiency
	Started	TD	FG	MFG	Punts	Downs	TO	SF	Clock			
Mougey	44	6	4	0	23	1	8	0	2	54	1.23	23.8
Craft	49	5	2	2	23	5	8	0	4	41	0.84	20.0
O'Connell	34	5	1	4	12	2	8	0	2	38	1.12	31.3
<b>SAN DIEGO STATE</b>	<b>127</b>	<b>16</b>	<b>7</b>	<b>6</b>	<b>58</b>	<b>8</b>	<b>24</b>	<b>0</b>	<b>8</b>	<b>133</b>	<b>1.05</b>	<b>24.4</b>
<b>OPPONENTS</b>	<b>122</b>	<b>35</b>	<b>12</b>	<b>11</b>	<b>34</b>	<b>7</b>	<b>16</b>	<b>0</b>	<b>7</b>	<b>284</b>	<b>2.33</b>	<b>50.4</b>

QB Efficiency is drives that resulted in scores or missed field goals divided by number of drives minus drives ended by the clock. When two quarterbacks are involved in a drive, the quarterback that began the drive will receive credit for points yielded.

## RED ZONE

	Times		Drives Ended By					Total		Scoring	
	Inside	Opp. 20	TD	FG	MFG	Punts	Downs	TO	Clock	Points	Pct.
SAN DIEGO STATE	22		10	5	2	0	3	1	1	78	45.5
OPPONENTS	50		25	8	7	0	2	7	2	195	66.0

## AVERAGE STARTING FIELD POSITION

	Times Started	Total Yard Line	Average Field Pos	Started in Plus Territory	Scores	TD	FG	MFG	Punts	Downs	TO	Clock	Total Points
SAN DIEGO STATE	127	3,209	25.27	4	3	3	0	1	0	0	0	0	21
OPPONENTS	122	4,444	36.43	26	14	10	4	3	1	2	4	2	81

Does not include defensive returns for touchdowns.

## TURNOVERS

San Diego State's 24 turnovers led to 82 Opponent points: 10 TD, 4 FG; 25.7% of Opponents' total points (319).

Opponent's 17 turnovers led to 44 San Diego State points: 6 TD, 1 FG; 28.8% of San Diego State's total points (153).

Line of Scrimmage	Own Territory					Opponent Territory					Returned By Opp		TO By Quarter			
	EZ/G-10	11-20	21-30	31-40	41-50	49-40	39-30	29-20	19-10	9-G/EZ	Total	for TD	1	2	3	4
SAN DIEGO STATE TOs	5	1	5	5	4	2	2	0	0	0	20	4	3	6	3	8
OPPONENTS TOs	3	0	2	0	0	2	1	5	2	2	17	3	3	4	4	6

Yard line refers to where opponent took over possession.

## SCORING DRIVE ANALYSIS

Distance (minus)	SDSU		Opponent	
	TD	FG	TD	FG
0-9	1	0	4	1
10-19	0	0	0	1
20-29	2	0	3	1
30-39	0	0	3	1
40-49	1	1	4	1
50-59	1	3	3	3
60-69	2	1	8	1
70-79	5	1	6	1
80-89	3	0	6	0
90-99	0	0	0	0

## GAME OPENING DRIVES

Game	SDSU			Opponent		
	Pts.	FD	Yrds.	Pts.	FD	Yrds.
UTEP	3	2	52	0	2	61
at Wisconsin	0	3	44	0	2	35
Utah	7	6	74	7	5	77
at San Jose State	0	0	6	0	0	9
at Brigham Young	7	3	43	3	2	41
Air Force	0	0	7	0	3	36
Cal Poly	0	0	-2	0	0	-3
at Wyoming	7	1	62	0	0	5
UNLV	0	2	31	0	1	19
at TCU	0	2	28	0	1	32
at New Mexico	0	1	15	3	0	18
Colorado State						

## SECOND HALF OPENING DRIVES

Game	SDSU			Opponent		
	Pts.	FD	Yrds.	Pts.	FD	Yrds.
UTEP	0	1	14	7	3	41
at Wisconsin	0	0	8	0	2	20
Utah	0	2	37	0	4	60
at San Jose State	0	2	64	0	1	35
at Brigham Young	7	2	80	7	3	63
Air Force	7	3	76	3	4	70
Cal Poly	0	1	7	0	1	8
at Wyoming	0	0	-9	7	5	74
UNLV	0	1	24	0	1	28
at TCU	0	0	1	7	2	44
at New Mexico	0	3	58	0	0	-3
Colorado State						

## SAN DIEGO STATE BIG PLAYS (20+ YARDS)

Yards	Play	Opponent	Quarter	Player(s)
66*	Pass	Wyoming	4th	Kevin O'Connell to Brett Swain (1st and 10, own 34)
60*	Pass	Wyoming	1st	Kevin Craft to Chaz Schilens (2nd and 8, own 40)
49*	Pass	Air Force	3rd	Kevin Craft to Chaz Schilens (1st and 10, AF 49)
41	Pass	BYU	3rd	Kevin Craft to Chaz Schilens (1st and 10, BYU 42)
40	Run	Utah	4th	Atiyah Henderson (2nd and 1, own 29)
36	Pass	UTEP	3rd	Darren Mougey to Lynell Hamilton (1st and 10, own 38)
34*	Pass	Cal Poly	1st	Kevin Craft to Ramal Porter (1st and 10, CP 34)
33	Pass	UNLV	4th	Kevin O'Connell to Brett Swain (2nd and 4, own 43)
32	Pass	New Mexico	2nd	Kevin O'Connell to Brett Swain (1st and 10, own 41)
32	Pass	New Mexico	3rd	Kevin O'Connell to Atiyah Henderson (3rd and 16, own 36)
28*	Pass	New Mexico	4th	Kevin O'Connell to Brandon Bornes (1st and 10, NM 28)
28	Rush	UTEP	1st	Kevin O'Connell (3rd and 6, own 36)
26	Run	Air Force	2nd	Atiyah Henderson (1st and 10, own 22)
26	Pass	Utah	3rd	Darren Mougey to Chaz Schilens (3rd and 10, own 32)
26	Pass	New Mexico	4th	Kevin Craft to Brandon Bornes (2nd and 10, own 50)
25*	Pass	Cal Poly	1st	Kevin Craft to Ramal Porter (1st and 10, CP 25)
25	Pass	Wisconsin	3rd	Darren Mougey to Chaz Schilens (1st and 10, own 38)
24	Pass	Air Force	3rd	Kevin Craft to Matthew Kawulok (2nd and 10, own 27)
23	Run	BYU	3rd	Atiyah Henderson (1st and 10, own 35)
23	Pass	UTEP	1st	O'Connell to Matthew Kawulok (1st and 10, own 41)
23	Pass	UTEP	4th	Darren Mougey to Brett Swain (1st and 10, own 18)
21	Run	Utah	4th	Atiyah Henderson (1st and 10, Utah 31)
20	Run	BYU	1st	Kevin Craft to Ramal Porter (2nd and 6, own 47)
20	Pass	SJSU	1st	Darren Mougey to Brett Swain (3rd and 10, own 20)
20	Run	Utah	1st	Darren Mougey (3rd and 4, Utah 36)
20	Pass	UTEP	3rd	Darren Mougey to Chaz Schilens (1st and 10, own 39)

\* - Play resulted in a touchdown

## OPPONENT BIG PLAYS (25+ YARDS)

Yards	Play	Opponent	Quarter	Player(s)
68*	Pass	SJSU	3rd	Adam Tafalis to John Broussard (2nd and 4, own 32)
53*	Run	Wisconsin	3rd	P. J. Hill rush (1st and 10, own 47)
49*	Run	New Mexico	3rd	Rodney Ferguson rush (3rd and 1, SD 49)
48	Run	Wisconsin	4th	Dywon Rowan rush (1st and 10, own 42)
47*	Pass	SJSU	1st	James Jones to John Broussard (1st and 10, SD 47)
47	Pass	TCU	4th	Marcus Jackson to Justin Watts (1st and 10, own 32)
44*	Pass	TCU	1st	Jeff Ballard to Shae Reagan (2nd and 1, SD 44)
44	Pass	Cal Poly	2nd	Matt Brennan to Ramses Barden (2nd and 12, own 18)
43	Pass	BYU	2nd	John Beck to Zac Collie (3rd and 7, own 38)
41	Pass	UTEP	2nd	Jordan Palmer to Higgins (2nd and 7, own 32)
38	Run	Cal Poly	2nd	James Nobel rush (3rd and 11, own 34)
38	Pass	BYU	2nd	John Beck to Nathan Meikle (1st and 10, SD 46)
36	Pass	SJSU	2nd	Adam Tradralis to John Broussard (2nd and 6, own 47)
36	Pass	UTEP	1st	Jordan Palmer to Dan Robinson (1st and 10, own 20)
33*	Pass	TCU	3rd	Jeff Ballard to Donald Massey (1st and 10, SD 33)
34	Pass	BYU	3rd	John Beck to McKay Jacobson (3rd and 2, SD 41)
32	Run	Wisconsin	2nd	P.J. Hill rush (2nd and 2, own 38)
31	Run	New Mexico	3rd	Rodney Ferguson rush (1st and 10, own 38)
30*	Pass	TCU	2nd	Jeff Ballard to Quently Harmon (1st and 10, SD 30)
30	Pass	TCU	2nd	Jeff Ballard to Quently Harmon (3rd and 10, SD 34)
29*	Pass	BYU	1st	John Beck to Zac Collie (1st and 10, SD 29)
28*	Pass	Cal Poly	2nd	Matt Brennan to Ramses Barden (1st and 10, SD 28)
28	Pass	TCU	1st	Jeff Ballard to Donald Massey (1st and 10, TCU 26)
27	Pass	Air Force	3rd	Shaun Carney to Justin Handley (1st and 10, SD 49)
27	Pass	UTEP	4th	Jordan Palmer to Joe West (3rd and 14, SD 32)
27	Run	New Mexico	1st	Rodney Ferguson rush (1st and 10, SD 26)
26	Pass	UNLV	4th	Rocky Hinds to Ryan Wolfe (2nd and 10, own 36)
25	Run	Air Force	4th	Chad Hall rush (2nd ND 12, own 14)
25	Pass	Utah	2nd	Brett Ratliff to Brent Casteel (3rd and 9, SD 45)

\* - Play resulted in a touchdown



# SAN DIEGO STATE GAME NOTES WEEK TWELVE - vs. COLORADO STATE

## OFFENSIVE STARTERS

Position	UTEP	Wisconsin	Utah	SJSU	BYU	Air Force	Cal Poly	Wyoming	UNLV	TCU	UNM	CSU
LT	Robinson	Robinson	Robinson	Robinson	Robinson	Robinson	Robinson	Robinson	Robinson	Robinson	Robinson	Robinson
LG	Dombrowski	Dombrowski	*Smith	Smith	*Fehoko	Fehoko	Fehoko	Fehoko	Fehoko	Fehoko	Smith	
C	Justman	Justman	Justman	Justman	Justman	Justman	Justman	Justman	Justman	Justman	Justman	Justman
RG	*Schmidt	Schmidt	Dombrowski	Dombrowski	Dombrowski	Dombrowski	Dombrowski	Dombrowski	Dombrowski	Dombrowski	Dombrowski	Dombrowski
RT	Kravetz	Kravetz	Kravetz	Kravetz	Kravetz	Kravetz	Kravetz	Kravetz	Kravetz	Kravetz	Kravetz	Kravetz
WR	Swain	Swain		Swain	*Wesley	Wesley			Swain	Swain	Swain	
WR	*Spinks	Spinks	Spinks	Spinks		Swain						
WR	Schilens	Schilens	Schilens	Schilens	Schilens	Schilens	Schilens	Schilens	Schilens	Schilens	Schilens	Schilens
WR	Amaral					*Porter	Porter	Porter	Porter	Porter	Porter	
TE		*Kawulok	Kawulok	Kawulok	Kawulok		Kawulok	Kawulok		*Miller	Miller	
RB	Hamilton	Hamilton	Hamilton	*Henderson	Henderson	Henderson	Henderson	Henderson	Henderson	Henderson	Henderson	
RB			Bornes		Bornes		Bornes	Bornes	Bornes		Bornes	
QB	O'Connell	*Mougey	Mougey	Mougey	*Craft	Craft	Craft	Craft	Craft	O'Connell	O'Connell	

## DEFENSIVE STARTERS

Position	UTEP	Wisconsin	Utah	SJSU	BYU	Air Force	Cal Poly	Wyoming	UNLV	TCU	UNM	CSU
DE	Applewhite	Applewhite	Applewhite	Applewhite	Applewhite	Applewhite	Applewhite	Applewhite	Applewhite	Applewhite	Applewhite	Applewhite
DT	*Nwansi	Nwansi	Nwansi	Nwansi	Nwansi	Nwansi	Nwansi	Nwansi	Nwansi	Nwansi	Nwansi	Nwansi
NT	Bailes	Bailes	Bailes	Bailes	Bailes	Bailes	Bailes	Bailes	Bailes	Bailes	Bailes	Bailes
DE	Osborn	Osborn	Osborn	Osborn	Osborn	Osborn	Osborn	Osborn	Osborn	Osborn	Osborn	Osborn
WLB	Allen	Allen	Allen	Allen	B. Martin	B. Martin	B. Martin	B. Martin	B. Martin	B. Martin	B. Martin	B. Martin
MLB	J. Martin	J. Martin	J. Martin	J. Martin	J. Martin	J. Martin	J. Martin	J. Martin	J. Martin	J. Martin	J. Martin	J. Martin
SLB	Schantz	Schantz	Schantz	Schantz	Allen	Allen	Allen	Allen	Allen	Allen	Allen	Allen
CB	Maze	Maze	Maze	Maze	*Moore	Bass	Maze	Maze	Maze	Maze	Bass (S)	
LS	Sturm	Sturm	Sturm	Sturm	Sturm	Sturm	Sturm	Sturm	Bass	Bass	Sturm	
RS	McKay	Grigsby	Grigsby	*Bass	Bass	Grigsby	Grigsby	Grigsby	Grigsby	Grigsby	Grigsby	McKay
CB	Baker	Baker	Baker	Baker	Maze	Baker	Baker	Moore	Moore	Baker	James	

\* - indicates first career start. S-started as the third safety

## KICKOFF ANALYSIS

	Times Total	Deep Kicks	Total Return	TB	In 20	OB	OnS	FC	MF	NA	SQB	Opp. OSY	Opp. Ret.	ASY
Garrett Palmer	36	33	25	6	5	1	0-for-3	1	0	0	1	867	550	24.08
<b>SAN DIEGO STATE</b>	<b>36</b>	<b>33</b>	<b>25</b>	<b>6</b>	<b>5</b>	<b>1</b>	<b>0-for-3</b>	<b>1</b>	<b>0</b>	<b>0</b>	<b>1</b>	<b>867</b>	<b>550</b>	<b>24.08</b>
<b>OPPONENTS</b>	<b>64</b>	<b>64</b>	<b>45</b>	<b>18</b>	<b>12</b>	<b>0</b>	<b>0-for-0</b>	<b>0</b>	<b>0</b>	<b>0</b>	<b>2</b>	<b>1537</b>	<b>796</b>	<b>24.02</b>

TB - Touchbacks; OB - Out of Bounds; OnS - Onsidcs; FC - Fair Catch; MF - Muffed; NA - No Attempt at a Return; SQB - Squib; Opp. OSY - Opponents Starting Yard Line; Ret - Return Yardage; ASY - Average Starting Yardline.

## THIRD DOWN EFFICIENCY ANALYSIS

	3rd Down and .....												Rush	Pass	Total	Pct.	
	1	2	3	4	5	6	7	8	9	10	11-14	15-19					20+
SAN DIEGO STATE	11-23	8-14	8-15	3-7	3-12	3-10	2-9	5-14	2-9	2-12	4-18	1-5	0-2	26-61	26-89	52-150	34.7
OPPONENTS	16-22	11-18	6-10	6-10	6-16	6-16	5-12	1-6	3-9	3-10	2-14	0-0	0-0	35-65	30-78	65-143	45.5

For third down efficiency purposes, sacks are listed under attempted pass conversion.

# SAN DIEGO STATE GAME NOTES WEEK TWELVE - vs. COLORADO STATE

## RUSHING, INDIVIDUAL GAME-BY-GAME

PLAYER	SEASON	UTEP	Wisconsin	Utah	SJSU	BYU	Air Force	Cal Poly	Wyoming	UNLV	TCU	UNM	CSU
HENDERSON, Atiy RB	163-706-0	1-0-0	-	12-98-0	24-98-0	21-93-0	25-142-0	26-140-0	9-30-0	22-62-0	12-22-0	11-21-0	
BORNES, Brandon RB	53-194-2	1-(-3)-0	1-3-0	4-10-0	8-35-0	9-31-1	1-14-0	1-3-0	1-4-0	16-60-1	4-8-0	7-29-0	
HAMILTON, Lynel RB	54-145-1	20-40-1	11-19-0	16-53-0	DNP	DNP	DNP	4-24-0	3-9-0	DNP	DNP	DNP	
O'CONNELL, Kevi QB	35-87-1	9-25-0	DNP	DNP	DNP	DNP	DNP	DNP	1-(-3)-0	6-14-1	7-(-5)-0	12-56-0	
MOUGEY, Darren QB	36-85-2	13-41-2	11-(-12)-0	11-50-0	1-6-0	DNP	DNP	DNP	DNP	DNP	DNP	DNP	
WESLEY, Mekell WR	2-19-0	-	-	-	1-5-0	1-14-0	-	-	-	DNP	DNP	-	
STURM, Brett	2-18-0	-	1-12-0	-	1-6-0	-	-	-	-	-	-	-	
PORTER, Ramal	1-7-0	-	-	-	-	-	-	-	1-7-0	-	-	-	
CAMPBELL, Tyler RB	10-7-2	1-4-0	-	1--8-0	2-3-1	2-1-1	1-2-0	-	-	3-5-0	-	-	
SWAIN, Brett WR	4-2-0	1-2-0	1-0-0	-	-	-	-	-	-	-	-	2-0-0	
TEAM	1-(-9)-0	DNP	1-(-9)-0	DNP	DNP	DNP	DNP	DNP	DNP	DNP	DNP	DNP	
CRAFT, Kevin QB	29-(-15)-0	DNP	DNP	1-1-0	2-10-0	5-2-0	3-(-7)-0	10-(-18)-0	5-(-7)-0	-	1-6-0	2-(-2)-0	
<b>TOTALS</b>	<b>390-1246-8</b>	<b>46-109-3</b>	<b>26-13-0</b>	<b>45-204-0</b>	<b>39-163-1</b>	<b>38-141-2</b>	<b>30-151-0</b>	<b>41-149-0</b>	<b>20-40-0</b>	<b>47-147-2</b>	<b>24-31-0</b>	<b>34-104-0</b>	

## PASSING, INDIVIDUAL GAME-BY-GAME

KEVIN CRAFT	ATT.	COMP.	INT.	PCT.	YARDS	TD	LONG	EFF.	RUSH	YARDS	TD
UTEP	DNP										
at Wisconsin	DNP										
Utah	1	0	1	0.0	0	0	0	-200.00	1	1	0
at San Jose State	7	3	1	42.9	7	0	5	22.69	2	10	0
at Brigham Young	32	20	1	62.5	216	0	41	112.95	5	2	0
Air Force	19	12	0	63.2	133	1	49	139.33	3	-7	0
Cal Poly	15	10	0	66.7	157	2	34	198.59	10	-18	0
at Wyoming	15	6	1	40.0	98	1	60	103.55	5	-7	0
UNLV	14	9	1	64.3	68	0	19	90.80	-	-	-
at TCU	10	5	1	50.0	3	0	5	32.52	1	6	0
at New Mexico	8	4	0	50.0	55	0	26	107.75	2	-2	0
Colorado State											

DARREN MOUGEY	ATT.	COMP.	INT.	PCT.	YARDS	TD	LONG	EFF.	RUSH	YARDS	TD
UTEP	16	12	1	75.0	178	0	36	155.95	13	41	2
at Wisconsin	27	15	0	55.6	102	0	25	87.29	11	-12	0
Utah	19	9	4	47.4	83	1	26	59.33	11	50	0
at San Jose State	9	7	1	77.8	69	0	20	119.96	1	6	0
at Brigham Young	DNP										
Air Force	DNP										
Cal Poly	DNP										
at Wyoming	DNP										
UNLV	DNP										
at TCU	DNP										
at New Mexico	DNP										
Colorado State											

KEVIN O'CONNELL	ATT.	COMP.	INT.	PCT.	YARDS	TD	LONG	EFF.	RUSH	YARDS	TD
UTEP	14	12	1	85.7	97	0	23	129.63	9	25	0
at Wisconsin	DNP										
Utah	DNP										
at San Jose State	DNP										
at Brigham Young	DNP										
Air Force	DNP										
Cal Poly	DNP										
at Wyoming	6	4	0	66.7	94	1	66	253.27	1	-3	0
UNLV	7	7	0	1.000	68	0	33	181.60	6	14	1
at TCU	15	6	1	40.0	53	0	15	56.35	7	-5	0
at New Mexico	40	23	3	57.5	272	2	32	116.12	12	56	0
Colorado State											

## RECEIVING, INDIVIDUAL GAME-BY-GAME

PLAYER	SEASON	UTEP	Wisconsin	Utah	SJSU	BYU	Air Force	Cal Poly	Wyoming	UNLV	TCU	UNM	CSU
SWAIN, Brett WR	45-502-2	5-64-0	5-33-0	4-28-1	4-42-0	4-41-0	4-28-0	1-15-0	2-73-1	4-48-0	4-22-0	8-108-0	
SCHILENS, Chaz WR	33-476-2	6-67-0	2-28-0	1-26-0	1-5-0	4-77-0	2-56-1	5-69-0	2-67-1	3-25-0	-	7-56-0	
PORTER, Ramal WR	23-270-2	-	-	-	-	8-70-0	2-15-0	2-59-2	2-31-0	3-34-0	1-2-0	5-59-0	
HENDERSON, Atiy RB	17-80-0	-	-	-	1-6-0	2-10-0	2-2-0	-	3-8-0	3-0-0	4-17-0	2-37-0	
HAMILTON, Lynel RB	15-102-0	6-64-0	6-26-0	3-12-0	DNP	DNP	DNP	-	-	DNP	DNP	DNP	
SPINKS, Brian WR	9-91-0	3-40-0	2-15-0	1-17-0	3-19-0	DNP	DNP	DNP	DNP	-	DNP	DNP	
BORNES, Brandon RB	6-88-1	-	-	-	-	2-18-0	-	1-9-0	-	-	-	3-61-1	
KAWULOK, Matthe TE	5-66-0	1-23-0	-	-	1-4-0	-	1-24-0	-	-	1-15-0	1-0-0	-	
MILLER, Robert TE	4-28-1	DNP	DNP	DNP	DNP	-	-	-	-	1-7-0	1-15-0	2-6-1	
WESLEY, Mekell WR	4-18-0	2-5-0	-	-	-	-	1-8-0	1-5-0	DNP	DNP	DNP	-	
MONTGOMERY, Mar WR	1-13-0	-	DNP	-	DNP	DNP	DNP	-	1-13-0	DNP	-	-	
AMARAL, Justin WR	1-12-0	1-12-0	-	-	-	-	-	-	-	-	-	-	
TOLEDO, Jon WR	1-7-0	DNP	DNP	DNP	DNP	DNP	DNP	DNP	-	1-7-0	-	-	
<b>TOTALS</b>	<b>164-1753-8</b>	<b>24-275-0</b>	<b>15-102-0</b>	<b>9-83-1</b>	<b>10-76-0</b>	<b>20-216-0</b>	<b>12-133-1</b>	<b>10-157-2</b>	<b>10-192-2</b>	<b>16-136-0</b>	<b>11-56-0</b>	<b>27-327-2</b>	

**SAN DIEGO STATE GAME NOTES WEEK TWELVE - vs. COLORADO STATE**

**DEFENSIVE TACKLES, INDIVIDUAL GAME-BY-GAME**

PLAYER	TOTALS	UTEP	Wisconsin	Utah	SJSU	BYU	Air Force	Cal Poly	Wyoming	UNLV	TCU	UNM	CSU
MARTIN, Joe LB	53-42=95	3-3	5-3	3-2	4-7	4-4	5-11	3-1	10-5	4-3	7-0	5-3	
ALLEN, Russell LB	43-38=81	4-0	3-6	3-3	2-5	1-4	6-8	10-0	2-4	5-2	7-1	0-5	
STURM, Brett DB	49-26=75	2-0	6-2	6-2	2-2	7-2	9-4	2-0	5-8	-	6-3	4-3	
OSBORN, Nick DL	24-28=52	2-3	2-3	3-3	2-4	0-3	2-0	6-1	1-5	2-2	2-1	2-3	
MAZE, Terrell DB	35-13=48	3-0	3-3	3-0	4-0	3-1	6-2	3-1	6-3	0-2	4-0	0-1	
APPLEWHITE, Ant DE	25-18=43	-	1-2	1-3	1-4	2-2	3-2	10-0	1-4	2-0	4-1	1-1	
BASS, Ray DB	31-7=38	2-0	-	3-0	-	4-0	3-1	-	3-1	8-0	4-1	4-4	
BAILES, Jonatha DT	17-21=38	1-2	3-3	2-2	2-3	0-1	4-3	2-1	0-2	1-2	2-2	-	
GRIGSBY, Reggie DB	24-12=36	DNP	4-0	4-0	3-3	DNP	2-3	3-0	2-3	4-2	2-1	DNP	
BAKER, Donny DB	31-4=35	1-0	5-1	7-0	1-0	DNP	2-1	4-0	4-2	-	7-0	DNP	
SCHANTZ, Andrew LB	16-11=27	6-0	2-1	1-1	3-4	0-1	-	-	2-3	-	2-1	-	
METROKA, Emil DL	12-13=25	DNP	1-2	-	2-1	1-0	1-4	2-2	1-1	2-0	2-1	0-2	
MARTIN, Brett LB	14-10=24	-	0-1	1-2	0-1	1-0	5-2	2-1	1-1	1-1	1-1	2-0	
MOORE, Aaron DB	15-5=20	1-0	1-1	-	4-2	3-0	-	DNP	2-1	1-0	DNP	3-1	
NWANSI, Ornan DL	5-13=18	0-2	1-1	0-3	0-3	1-1	1-1	-	1-0	1-0	0-1	0-1	
SANDFORD, Nick DB	12-0=12	-	3-0	2-0	-	1-0	1-0	1-0	-	1-0	2-0	1-0	
MCKAY, T.J. DB	8-4=12	4-1	1-0	-	-	-	-	DNP	1-0	1-1	1-1	0-1	
DUNKLE, Freddy LB	9-2=11	2-0	-	-	0-1	DNP	-	-	3-0	3-0	0-1	1-0	
LAOLAGI, Luke LB	7-3=10	-	0-1	-	0-1	2-1	-	3-0	1-0	1-0	-	DNP	
AMANO, Frederic DT	5-4=9	DNP	2-1	2-0	0-2	0-1	DNP	DNP	DNP	DNP	1-0	-	
DEMARTINIS, Ton DL	1-4=5	-	-	-	-	1-0	0-2	-	-	DNP	0-2	-	
FIFITA, Siaosi DL	0-4=4	DNP	0-1	-	-	0-1	-	-	-	0-1	-	0-1	
ARMSTRONG, Gera DB	1-2=3	-	-	-	-	1-1	0-1	-	-	DNP	DNP	DNP	
HULL, Marc LB	2-0=2	-	-	1-0	1-0	DNP	-	-	-	-	-	-	
JAMES, Scotty	1-1=2	DNP	-	DNP	DNP	-	-	-	DNP	DNP	1-0	0-1	
MILLING, Jerry LB	1-1=2	1-0	-	-	0-1	DNP	-	-	-	DNP	DNP	DNP	
SCHMITT, Tyler	1-1=2	-	-	0-1	-	DNP	-	-	-	-	1-0	-	
NELSON, Peter DL	0-2=2	DNP	DNP	DNP	DNP	0-1	DNP	0-1	-	DNP	DNP	DNP	
EDWARDS, Ted	1-0=1	DNP	DNP	DNP	DNP	DNP	DNP	1-0	DNP	-	DNP	-	
PARRINGTON, Trevor	1-0=1	-	DNP	-	-	-	-	DNP	DNP	1-0	-	DNP	
HOWARD, Kwan	0-1=1	-	-	-	-	-	-	-	0-1	DNP	DNP	-	
O'CONNELL, Kevin	1-0=1	1-0	DNP	DNP	DNP	DNP	DNP	DNP	-	-	-	-	
BORNES, Brandon	1-0=1	-	-	-	-	-	-	-	-	-	1-0	-	
CRAFT, Kevin	1-0=1	DNP	DNP	-	-	-	-	-	-	1-0	-	-	
KAWULOK, Matthew	1-0=1	-	-	-	-	-	-	-	1-0	-	-	-	
CAMPBELL, Tyler	1-0=1	-	-	-	-	-	-	-	-	1-0	-	-	
SPINKS, Brian	1-0=1	-	-	-	1-0	DNP	DNP	DNP	-	-	-	-	
SMITH, Nick	1-0=1	-	-	1-0	-	-	-	-	-	-	-	-	
SCHMIDT, Mike	1-0=1	1-0	-	-	-	DNP	-	-	-	-	DNP	-	
MOUGEY, Darren	1-0=1	-	-	1-0	-	DNP	DNP	DNP	DNP	DNP	-	-	
FEHOKO, Whitley	1-0=1	DNP	DNP	DNP	-	-	-	-	-	-	1-0	-	
SWAIN, Brett	1-0=1	-	-	-	-	-	-	-	-	-	-	1-0	
PALMER, Garrett	0-1=1	-	-	-	-	-	0-1	-	-	-	-	-	

**FORCED FUMBLES, INDIVIDUAL GAME-BY-GAME**

PLAYER	TOTALS	UTEP	Wisconsin	Utah	SJSU	BYU	Air Force	Cal Poly	Wyoming	UNLV	TCU	UNM	CSU
BAILES, Jonathan	2	0	1	0	1	0	0	0	0	0	1	0	
BASS, Ray	1	0	0	0	0	1	0	0	0	0	0	0	
GRIGSBY, Reggie	1	DNP	0	0	1	DNP	0	0	0	0	0	DNP	
MARTIN, Joe	1	0	1	0	0	0	0	0	0	0	0	0	
MAZE, Terrell	1	1	0	0	0	0	0	0	0	0	0	0	
OSBORN, Nick	1	0	0	0	0	0	0	1	0	0	0	0	

**FUMBLE RECOVERIES, INDIVIDUAL GAME-BY-GAME**

PLAYER	TOTALS	UTEP	Wisconsin	Utah	SJSU	BYU	Air Force	Cal Poly	Wyoming	UNLV	TCU	UNM	CSU
MCKAY, T.J.	2	0	0	0	0	1	0	DNP	1	0	0	0	
OSBORN, Nick	2	0	0	1	1	0	0	0	0	0	0	0	
GRIGSBY, Reggie	1	DNP	0	0	0	DNP	0	1	0	0	0	DNP	
HULL, Marc	1	0	0	0	0	0	1	0	0	0	0	0	
MAZE, Terrell	1	0	0	0	1	0	0	0	0	0	0	0	
NWANSI, Ornan	1	0	1	0	0	0	0	0	0	0	0	0	
STURM, Brett	1	0	0	0	0	0	0	0	0	0	1	0	

**TACKLES FOR LOSS, INDIVIDUAL GAME-BY-GAME**

PLAYER	TOTALS	UTEP	Wisconsin	Utah	SJSU	BYU	Air Force	Cal Poly	Wyoming	UNLV	TCU	UNM	CSU
ALLEN, Russell	6.5	2.0-2	-	-	1.0-3	-	-	1.0-3	-	1.0-2	1.0-1	0.5-4	
APPLEWHITE, Antwan	6.5	-	-	1.0-2	-	-	-	2.0-7	0.5-3	1.0-16	1.0-2	1.0-6	
MARTIN, Joe	6.0	1.0-2	1.0-1	-	-	-	1.0-9	-	1.0-5	2.0-6	-	-	
OSBORN, Nick	4.5	1.5-6	-	-	1.0-3	-	-	1.0-1	-	-	-	1.0-2	
BAILES, Jonathan	4.5	0.5-1	2.0-9	-	1.0-1	-	1.0-6	-	-	-	-	-	
STURM, Brett	4.0	-	-	1.0-1	-	-	-	-	1.0-10	-	1.0-1	1.0-1	
MAZE, Terrell	4.0	-	-	-	1.0-5	-	-	2.0-5	-	-	1.0-4	-	
BASS, Ray	4.0	-	-	1.0-1	-	-	1.0-3	-	-	1.0-1	1.0-1	-	
METROKA, Emil	2.5	-	-	-	-	-	-	-	1.5-4	1.0-2	-	-	
SCHANTZ, Andrew	2.5	1.0-1	-	-	1.0-1	-	-	-	0.5-1	-	-	-	
BAKER, Donny	1.5	1.0-7	-	-	-	-	-	-	0.5-0	-	-	-	
DEMARTINIS, Tony	1.0	-	-	-	-	1.0-1	-	-	-	-	-	-	
LAOLAGI, Luke	1.0	-	-	-	-	-	-	1.0-2	-	-	-	-	
MOORE, Aaron	1.0	-	-	-	1.0-4	-	-	-	-	-	-	-	
NWANSI, Ornan	0.5	-	-	-	-	-	-	-	-	-	-	0.5-4	



# SAN DIEGO STATE GAME NOTES WEEK TWELVE - vs. COLORADO STATE

## PLAYER PARTICIPATION

No.	Position	GP/GS	UTEP	Wisconsin	Utah	SJSU	BYU	Air Force	Cal Poly	Wyoming	UNLV	TCU	UNM	CSU
46	ALLEN, Russell	11/11	START	START	START	START	START	START	START	START	START	START	START	START
54	AMANO, Frederic	6/-	...	XXX	XXX	XXX	XXX	...	...	...	...	XXX	XXX	...
85	AMARAL, Justin	9/1	START	XXX	XXX	XXX	XXX	...	...	XXX	XXX	XXX	XXX	...
93	APPLEWHITE, Ant	11/11	START	START	START	START	START	START	START	START	START	START	START	START
26	ARMSTRONG, Gera	8/-	XXX	XXX	XXX	XXX	XXX	XXX	XXX	XXX	...	...	...	...
73	AROSEMENA, Eder	1/-	...	...	...	...	...	...	...	...	...	...	XXX	...
99	BAILES, Jonatha	11/11	START	START	START	START	START	START	START	START	START	START	START	START
3	BAKER, Donny	8/7	START	START	START	START	...	START	START	XXX	...	START	...	...
20	BASS, Ray	11/6	XXX	XXX	XXX	START	START	START	XXX	XXX	START	START	START	START
37	BORNES, Brandon	11/6	XXX	XXX	START	XXX	START	XXX	START	START	START	XXX	START	START
40	BOUDREAU, Cor	1/-	...	...	...	...	...	...	...	...	...	...	XXX	...
23	CAMPBELL, Tyler	11/-	XXX	XXX	XXX	XXX	XXX	XXX	XXX	XXX	XXX	XXX	XXX	XXX
3A	CRAFT, Kevin	9/5	...	...	XXX	XXX	START	START	START	START	START	XXX	XXX	...
41	DEMARTINIS, Ton	9/-	XXX	XXX	XXX	XXX	XXX	XXX	XXX	...	...	XXX	XXX	...
62	DOMBROWSKI, Bra	11/11	START	START	START	START	START	START	START	START	START	START	START	START
24	DUNKLE, Freddy	11/-	XXX	XXX	XXX	XXX	XXX	XXX	XXX	XXX	XXX	XXX	XXX	...
65	DURAN, Josh	1/-	...	...	...	...	...	...	...	XXX	...	...	...	...
50	EDWARDS, Ted	3/-	...	...	...	...	...	...	XXX	...	XXX	...	XXX	...
6A	FEHOKO, Whitley	8/6	...	...	...	XXX	START	START	START	START	START	START	START	XXX
92	FIFITA, Siaoisi	10/-	...	XXX	XXX	XXX	XXX	XXX	XXX	XXX	XXX	XXX	XXX	XXX
2C	GOMEZ, Alan	10/-	XXX	...	XXX	XXX	XXX	XXX	XXX	XXX	XXX	XXX	XXX	XXX
31	GRIGSBY, Reggie	9/7	...	START	START	XXX	XXX	START	START	START	START	START	...	...
22	HAMILTON, Lynel	5/3	START	START	START	...	...	...	XXX	XXX	...	...	...	...
21	HENDERSON, Atiy	11/7	XXX	XXX	XXX	START	START	START	START	START	START	START	START	XXX
47	HOWARD, Kwan	4/-	XXX	...	...	...	XXX	...	...	XXX	...	XXX	XXX	XXX
17	HUGHES, Michael	9/-	XXX	XXX	XXX	XXX	XXX	XXX	XXX	XXX	XXX	XXX	...	...
58	HULL, Marc	11/-	XXX	XXX	XXX	XXX	XXX	XXX	XXX	XXX	XXX	XXX	XXX	XXX
39	JAMES, Scotty	6/1	...	XXX	...	...	XXX	XXX	XXX	...	...	XXX	START	START
75	JUSTMAN, Patric	11/11	START	START	START	START	START	START	START	START	START	START	START	START
88	KAWULOK, Matthe	11/6	XXX	START	START	START	START	XXX	START	START	XXX	XXX	XXX	XXX
70	KRAVETZ, Mike	11/11	START	START	START	START	START	START	START	START	START	START	START	START
35	LAOLAGI, Luke	10/-	XXX	XXX	XXX	XXX	XXX	XXX	XXX	XXX	XXX	XXX	...	...
36	MARTIN, Brett	11/7	XXX	XXX	XXX	XXX	START	START	START	START	START	START	START	START
51	MARTIN, Joe	11/11	START	START	START	START	START	START	START	START	START	START	START	START
9	MAZE, Terrell	11/9	START	START	START	START	START	XXX	START	START	START	START	START	XXX
5	MCKAY, T.J.	10/2	START	XXX	XXX	XXX	XXX	XXX	...	XXX	XXX	XXX	XXX	START
55	METROKA, Emil	10/-	...	XXX	XXX	XXX	XXX	XXX	XXX	XXX	XXX	XXX	XXX	XXX
95	MILLER, Robert	7/2	...	...	...	...	XXX	XXX	XXX	XXX	XXX	XXX	START	START
34	MILLING, Jerry	8/-	XXX	XXX	XXX	XXX	XXX	XXX	XXX	XXX	...	...	...	...
10	MONTGOMERY, Mar	6/-	XXX	...	XXX	...	...	...	XXX	XXX	...	XXX	XXX	XXX
43	MOORE, Aaron	9/3	XXX	XXX	XXX	XXX	START	XXX	...	START	START	...	XXX	XXX
4	MOUGEY, Darren	4/3	XXX	START	START	START	...	...	...	...	...	...	...	...
96	NELSON, Peter	2/-	...	...	...	...	XXX	...	XXX	...	...	...	...	...
79	NELSON, Robert	2/-	...	...	...	...	XXX	...	XXX	...	...	...	...	...
91	NWANSI, Oman	11/11	START	START	START	START	START	START	START	START	START	START	START	START
7	O'CONNELL, Kevi	5/3	START	...	...	...	...	...	...	XXX	XXX	START	START	START
94	OSBORN, Nick	11/11	START	START	START	START	START	START	START	START	START	START	START	START
14	PALMER, Garrett	11/-	XXX	XXX	XXX	XXX	XXX	XXX	XXX	XXX	XXX	XXX	XXX	XXX
48	PARRINGTON, Tre	7/-	XXX	...	XXX	XXX	XXX	XXX	...	...	XXX	XXX	...	...
2	PORTER, Ramal	11/6	XXX	XXX	XXX	XXX	XXX	START	START	START	START	START	START	START
76	ROBINSON, Will	11/11	START	START	START	START	START	START	START	START	START	START	START	START
40	ROUSER, Eric	10/-	XXX	XXX	XXX	XXX	XXX	XXX	XXX	...	XXX	XXX	XXX	XXX
42	SANDFORD, Nick	11/-	XXX	XXX	XXX	XXX	XXX	XXX	XXX	XXX	XXX	XXX	XXX	XXX
45	SCHANTZ, Andrew	11/4	START	START	START	START	START	XXX	XXX	XXX	XXX	XXX	XXX	XXX
1	SCHILENS, Chaz	11/11	START	START	START	START	START	START	START	START	START	START	START	START
77	SCHMIDT, Mike	10/2	START	START	XXX	XXX	XXX	XXX	XXX	XXX	XXX	...	XXX	XXX
52	SCHMITT, Tyler	11/-	XXX	XXX	XXX	XXX	XXX	XXX	XXX	XXX	XXX	XXX	XXX	XXX
59	SMITH, Nick	10/3	XXX	XXX	START	START	...	XXX	XXX	XXX	XXX	XXX	XXX	START
86	SPENCER, Waika	6/-	XXX	...	XXX	...	...	XXX	...	XXX	XXX	XXX	XXX	XXX
82	SPINKS, Brian	5/4	START	START	START	START	...	...	...	...	XXX	...	...	...
12	STURM, Brett	11/9	START	START	START	START	START	START	START	START	XXX	XXX	START	START
16	SWAIN, Brett	11/7	START	START	XXX	START	XXX	START	XXX	XXX	START	START	START	START
83	TOLEDO, Jon	4/-	...	...	...	...	...	...	...	XXX	XXX	XXX	XXX	XXX
13	WALKER, Josh	2/-	XXX	...	XXX	...	...	...	...	...	...	...	...	...
6	WESLEY, Mekell	8/2	XXX	XXX	XXX	XXX	START	START	XXX	...	...	...	XXX	XXX
<b>TOTAL NUMBER OF PLAYERS</b>			<b>50</b>	<b>48</b>	<b>53</b>	<b>50</b>	<b>51</b>	<b>49</b>	<b>50</b>	<b>51</b>	<b>48</b>	<b>48</b>	<b>51</b>	

### MOST STARTS, CURRENT PLAYERS

No.	Player	Starts
1.	Jonathan Bailes	38
2.	Brandyn Dombrowski	28
3.	Antwan Applewhite	25
	Will Robinson	25
5.	Joe Martin	23
	Nick Osborn	23
7.	Patrick Justman	22
8.	Kevin O'Connell	20
	Donny Baker	20
	Lynell Hamilton	20

### MOST CONSECUTIVE STARTS, ACTIVE

No.	Player	Streak
1.	Brandyn Dombrowski	27
2.	Antwan Applewhite	23
	Nick Osborn	23
4.	Will Robinson	19
5.	Joe Martin	17

### MOST GAMES, CURRENT PLAYERS

No.	Player	Games Played
1.	Jonathan Bailes	45
2.	Joe Martin	43
3.	Reggie Grigsby	41
	Terrell Maze	41
5.	Donny Baker	39
6.	Brett Sturm	38
7.	Brandon Bornes	34
	Patrick Justman	34
	Garrett Palmer	34
	Ramal Porter	34
	Tyler Schmitt	34

### MOST CONSECUTIVE GAMES, ACTIVE

No.	Player	Streak
1.	Brandon Bornes	34
	Garrett Palmer	34
	Tyler Schmitt	34
4.	Brandyn Dombrowski	27
5.	Antwan Applewhite	24
	Terrell Maze	24
	Nick Osborn	24
	Andrew Schantz	24