

GAME 14



San Diego State (9-4) at Air Force (9-4)

Saturday, January 11, 2003
4:05 p.m. MST (announced)
Clune Arena (6,002)
US Air Force Academy, Colo.
Tip Time: Tip time is set for 4:05 p.m. MST

Television: None.

Radio: XTRA 690-AM. Jim Stone (play-by-play), Mike McGregor (producer).

SDSU Coach Steve Fisher: Fisher (Illinois State '67) is in his fourth season at San Diego State with a record of 49-53. Now in his 12th full season as a head coach, he has amassed a 233-135 mark. Fisher led Michigan to the 1989 national championship and made three trips to the national championship game in his eight full seasons in Ann Arbor. The 1991-92 national coach of the year, he led the Aztecs to a 21-12 mark last year en route to the NCAA Tournament. Fisher has helped the Aztecs increase their win total in each of his first three seasons (from 4-to-5-to-14-to-21).

Air Force Coach Joe Scott: In his third season heading the Falcons program, Scott (Princeton '87) holds a career and Air Force head coaching record of 25-44. An eight-year assistant at his alma mater under Hall-of-Famer Pete Carril, Scott has guided the Falcons to as many wins (9) in 13 games prior to conference play this season as Air Force had in either of the last two full seasons (8-21 in 2000-01 and 9-19 in 2001-02).

The Series: San Diego State and Air Force are meeting for 47th time, with the Aztecs holding a 33-13 advantage overall but a 3-3 mark in Mountain West Conference play. At the Air Force Academy, SDSU has won 13 of 21 games, including a 1-2 mark in the MWC. The teams split their two conference meetings last season, with the Falcons claiming a 67-54 win at home and the Aztecs defending their home court, 49-47.

The Tickets: Tickets can be purchased through the Falcons' online ticket office at www.airforcesports.com. Ticket prices are \$9 for adults and \$5 for youth.

Aztec Basketball

2002 NCAA Tournament ♦ 2002 Mountain West Conference Tournament Champions

Aztecs Take Three-Game Road Wining Streak into Saturday's MWC Opener

San Diego State (9-4), concludes a stretch of six games in 15 days when it opens the 2003 Mountain West Conference season on Saturday afternoon at Air Force (9-4).

Game time is set for 4 p.m. MST (3 p.m. PST) and the game can be heard along the West coast on XTRA-AM 690 (San Diego). This marks the final Aztec game on the regular season schedule that will not be televised.

The Aztecs won a Division I era school-record ninth consecutive game against an unranked opponent on Wednesday night, defeating crosstown rival San Diego, 78-72. The six-point margin is a little misleading, as San Diego State led the final 34:21 of the game and enjoyed two 17-point second-half advantages before settling for the final score. Senior guard Tony Bland scored 17 points, tied a season-high with eight assists and added six rebounds to pace the Aztecs.

San Diego State, which has won nine of its last 11 games overall, also carries a three-game road winning streak into the contest, with victories at Cal Poly, Long Beach State and Houston in their last three road tests. The streak is the longest for SDSU since winning three straight road games during the 1997-98 campaign.

Air Force is also 9-4 and has won four straight games following a 56-33 drubbing of Savannah State on Monday. The Academy, which leads the nation in scoring defense (52.8) and ranks second in three-point field goals made per game (10.2) is 6-0 at home this season marking the first time the Falcons have won their first six home contests in 10 seasons.

Saturday will mark the 47th meeting between the teams with San Diego State owning a 33-13 advantage. The teams have split their six encounters in Mountain West Conference play. The Aztecs are 13-8 lifetime in games played at the USAFA.

Streaks, Storylines and Sidebars

► San Diego State enters the conference opener having won nine straight games against unranked teams. It is the first time in the school's Division I era (beginning in 1970-71) that the Aztecs have done that in one season and just the second time overall. San Diego State claimed nine straight from March 3-Dec. 22, 1984 (final game of the 1983-84 season and the first eight of the 1984-85 campaign) covering a span of two seasons. The Aztecs have never won 10 straight against unranked foes.

► Saturday could be a milestone day for San Diego State head coach Steve Fisher. Fisher, currently in his fourth season at San Diego State, will be going for victory number 50 at SDSU. He is also looking for his 100th conference victory. Fisher claimed 88 Big Ten Conference victories in eight full seasons at Michigan and has won 11 Mountain West Conference games at San Diego State.

► San Diego State, which has won three straight road games for the first time since the 1997-98 campaign, will be looking for its fourth consecutive road victory. That is something no SDSU team has accomplished since the Aztecs won a Division I school-record six straight road games from Nov. 29, 1984 to Jan. 18, 1985. If the Aztecs win, the four consecutive victories would tie for the second longest road win streak of the Division I era.

► For the second consecutive season, the Aztecs are 9-4 after the first 13 games. Last season, the Aztecs won the next game to improve to 10-4 before dropping the next two. In 2001-02, the Aztecs finished the campaign with a 21-12 record, a Mountain West Conference tournament championship and a berth in the NCAA tournament.

► This game is involved in two odd scheduling quirks for San Diego State. First, this is the final contest in a stretch of six games in 15 days for San Diego State, by far the busiest two-week stretch for the Aztecs this season. Second, this is the only road game

Aztecs At-A-Glance

No.	Name (Career G/GS)	Pos.	Ht.	Wt.	Cl.	PPG	RPG	Misc.	Note	^~ Indicates walk-on; ► Probable Starters
0	► Tommy Johnson (32/6)	G	6-4	185	So.	6.4	3.0	2.3 apg	Avg. 19.6 min. per game; Started 6 of last 7 games; 5 pts., 3 ast. in 19 min. vs. TT	
1	► Deandre Moore (100/65)	G	5-10	191	Sr.	8.2	3.0	4.8 apg	Played in 100th career game vs. USD; 17-of-43 (39.5 pct.) from three-point range	
3	Chris Walton (61/3)	F	6-9	227	Jr.	-	-	-	REDSHIRT CANDIDATE. Talented junior who will redshirt this season	
4	► Tony Bland (110/78)	G	6-5	201	Sr.	15.4	3.7	4.0 apg	2nd in MWC assist-to-turnover ratio; Led Aztecs in scoring in 7-of-13 games	
5	Travis Hanour (26/1)	G	6-7	198	So.	5.3	3.8	31.8 3FG%	Made first career start against USD and produced a career-high 6 rebounds	
11	Steve Sir (13/6)	G	6-6	201	Fr.	7.2	1.5	40.0 3FG%	65 of 73 FGA from 3-pt. range; Made three three-pointers vs. USD	
12	Andre Torres ^ (13/0)	G	5-9	170	Jr.	0.0	0.0	1 steal	Walk-on who redshirted last season; Made season debut vs. FAU	
15	John Sharper ^ (12/0)	G	6-0	190	Fr.	2.0	1.1	5 TO	5 TO in 105 mins.; CH 16 mins. vs. LMU; 7-of-15 (46.7 pct.) 3FGs	
20	Trimaine Davis (12/0)	F	6-7	219	Fr.	2.1	1.3	55.0 FG%	18 points in his last 72 minutes of action; Made 8 of last 13 FGs	
21	Evan Burns (9/0)	F	6-8	220	Fr.	8.1	4.6	82.6 FT%	First career double-double (10 pts, 10 rebs) vs. LMU; 9 pts, 7 rebs vs. USD	
22	Chris Manker (30/4)	C	7-0	209	So.	4.0	2.7	40.0 3FG%	Made first SDSU start vs. USD, produced career-high 9 pts and season-high 22 mins	
30	► Mike Mackell (46/41)	C	6-9	250	Sr.	16.2	5.1	57.1 FG%	11+ points in all 13 games; MWC rankings: 3rd in scoring, 5th in FG%	
32	Ben Wardrop ^ (18/0)	G	6-2	189	Jr.	1.0	0.0	4 assists	Walk-on with tremendous work ethic; Played against brother vs. LMU, made layup	
34	► Aerick Sanders (62/13)	F	6-8	204	Jr.	6.5	9.1	77.8 FT%	MWC rankings: 1st in rebounding and T-5th in blocked shots; 78.3 FT pct.	
40	Markee White ^ (6/0)	F	6-7	190	Fr.	0.3	0.5	3 assists	Walk-on who gained valuable experience as a redshirt last season	

Head Coach: Steve Fisher (Illinois State, 1967) • 233-135 (12th full season overall) • 49-53 (fourth season at SDSU)

Assistant Head Coach: Brian Dutcher (Minnesota, 1982) **Assistant Coaches:** Marvin Menzies (UCLA, 1986), Gregg Gottlieb (UCLA, 1995)

Director of Operations: Mark Fisher (Michigan, 2001) **Athletic Trainer:** Mark Haines (Metropolitan State College, 1987)

SDSU 2002-03 Schedule/Results

Date	Opponent (Television)	Time/Result	Note
N.23	Eastern Washington (Ch. 4 SD)	.L, 70-75	► EWU 8-14 3FGs, uses 21-2 run to overcome 10-pt. deficit
N.27	at Portland	.L, 86-91	► SDSU whistled for 36 fouls; UP 38-of-53 FTs
N.30	at Cal Poly	.W, 65-62	► Seniors score 26 of Aztecs' 31 2nd-half pts in win
D.2	UC San Diego	.W, 87-57	► SDSU sets school record with 16 3FGs; Sir 6-10 3FGs
D.7	No. 1/1 Arizona (ESPN)	.L, 81-89	► Sellout crowd witnesses 8-point margin well below UA's 35.7 avg.
D.10	at Long Beach State (Ch. 4 SD)	.W, 64-55	► Aztecs win rebound category 38-30; Mackell 17 pts., 6 rebs.
D.14	Hawaii	.W, 60-49	► SDSU limits UH to 34.0 FG pct. and forces 21 turnovers
D.21	at Houston	.W, 76-66	► Mackell scores CH 22; Aztecs shoot 55.6% in 2nd half
D.28	Florida Atlantic (Ch. 4 SD)	.W, 91-75	► Burns breaks out with CH 21 points in 17 mins.
D.30	IPFW (Ch. 4 SD)	.W, 74-58	► 12 different Aztecs score in largest victory over D-I opponent
J.3	Loyola Marymount (Ch. 4 SD)	.W, 79-69	► SDSU 25-of-30 FTs to gain third victory after trailing at half
J.6	Texas Tech (ESPN)	.L, 63-75	► T. Tech opens 2nd half w/ 10-0 run, blows open 4-pt halftime lead
J.8	San Diego (Ch. 4 SD)	.W, 78-72	► Aztecs' season-best 49.1 FG% snaps 4-gm loss streak to USD
J.11	at Air Force*	4:05 MST	► Aztecs' largest MWC road win was 14 pts. vs. AFA in '01
J.18	Utah* (ESPN+Plus)	12:05 PST	► Only MWC team SDSU has not defeated in league
J.20	Brigham Young* (SportsWest)	7:05 PST	► SDSU has defeated Cougars in last two meetings
J.25	at New Mexico* (SportsWest)	7:00 MST	► Aztecs are 4-20 in The Pit after snapping 15-gm losing streak LY
F.1	Colorado State* (Ch. 4 SD)	7:05 PST	► SDSU has won three straight games against the Rams
F.3	Wyoming* (ESPN)	9:00 PST	► Second Big Monday at Cox Arena in less than a month
F.11	UNLV* (SportsWest)	7:05 PST	► First meeting between teams since SDSU won MWC title
F.15	at Utah* (SportsWest)	7:00 PST	► 6-point loss LY was the closest SDSU has been in SLC since '86
F.17	at Brigham Young* (SportsWest)	8:30 MST	► Mackell scored 20 vs. BYU in MWC quarterfinals
F.22	Air Force* (Ch. 4 SD)	7:05 PST	► Aztecs are 8-1 in last nine home games vs. Air Force
F.24	New Mexico* (SportsWest)	7:05 PST	► Home finale for seniors Bland, Mackell, Moore
M.1	at Wyoming* (Ch. 4 SD)	4:00 MST	► Aztecs win in Laramie LY was first since 1991
M.3	at Colorado State*	7:00 MST	► SDSU shot 59.6 percent from the field in Fort Collins LY
M.8	at UNLV* (ABC)	3:03 PST	► Marks third network TV appearance in two seasons

Mountain West Tournament (Las Vegas, Nev.)

M.13-15 Thomas & Mack Center

Media Information

SDSU Media Relations

Office Phone	(619) 594-5547
Fax Phone	(619) 582-6541
Ticket Office	(619) 283-SDSU (7378)
Website	goaztecs.com
Mailing Address	Aztec Media Relations 3014 Aztec Athletic Center 5302 55th Street San Diego State University San Diego, CA 92182

Mike May, Assistant SID/MBB Contact

Office Phone	(619) 594-5547
Home Phone	(619) 644-1767
E-Mail	mmay@mail.sdsu.edu

Media Luncheons

Once again this season, San Diego State coach Steve Fisher and selected players will be available for interviews at weekly press luncheons. Food is provided courtesy of Papa's Pizzas (5131 College Avenue; (619) 286-7788).

The next installment of the weekly press conference is set for **Wednesday, January 15, at Cox Arena**. The event will take place in the Mezzanine Level of Cox Arena (enter Cox Arena via the back lot and take the elevator to level two). SDSU personnel will direct you to the room.

The time is yet to be determined. Contact the SDSU media relations office for the schedule.

in a 35-day period for San Diego State. The Aztecs, which last played on the road on Dec. 21 at Houston, will not play another road contest until Jan. 25 at New Mexico. This is the lone road game in a stretch that has San Diego State playing eight of nine games at home.

► In limiting San Diego to 39.3 percent shooting in Wednesday night's victory, the Aztecs held an opponent below 40 percent from the field for the sixth time in the last 11 games.

► The number 60 should be an important figure for the Aztecs on Saturday. SDSU has won 14 of the last 15 meetings, dating to the 1990-91 season, in which it scored at least 60 points against the Falcons. Conversely, the Falcons are 8-0 this season when holding the opposition to fewer than 60 points. And on that same statistic, the Aztecs have won their last 13 games in which they held the opposing side to less than 60 points. Fisher coached teams are 52-4 when the opposition scores 60 points or less in the game.

► The Aztecs are looking to snap a five-game losing streak in conference openers. San Diego State's last conference-opening WAC win was a 74-70 home victory over Texas-El Paso on Jan. 4, 1997. The Aztecs have dropped their last 11 initial conference road games dating back to a 52-48 win over Air Force on Jan. 10, 1991. San Diego State has not opened league play with a road victory since beginning the 1984-85 WAC campaign with a 60-57 victory at Wyoming on Jan. 3, 1985. That squad finished 23-8 and advanced to the NCAA tournament.

SDSU Wins City Showdown 78-72 Over USD

SAN DIEGO - The 2002-03 edition of the city showdown went to San Diego State, which jumped out to a 17-point lead and held on down the stretch to defeat San Diego, 78-72.

In winning their ninth straight game over

unranked opponents in a season for the first time since moving to Division I prior to the 1970-71 season, the Aztecs snapped a four-game losing streak against their crosstown rival. SDSU caps off the non-conference season with a victory for the third straight season and improves to 9-4 against non-MWC opponents, a record that keeps pace with the start of last season's NCAA Tournament team after 13 games.

The Toreros jumped out to an 8-2 lead after the first two minutes, 32 seconds, but the Aztecs ran off the next nine points to take a lead they would never relinquish. And despite going without a field goal for a 7:41 stretch of the first half, the Aztecs held on to their seven-point lead as they forced USD into 26.7 percent shooting (8-of-30) in the first half.

The lead was cut to four before SDSU went on a 21-8 run over a 5:42 span early in the second half to take a 17-point lead. The Aztecs converted five three-pointers over that stretch, including three in a little over three minutes by Steve Sir, to take command.

USD trailed by 10 with a just over one minute left and whittled SDSU's lead down to four over the next 34 seconds, but the Toreros could not get another shot off and suffered their fourth straight loss.

On the strength of combined 10-of-12 shooting from the frontcourt tandem of Aerick Sanders and Mike Mackell, the Aztecs shot a season-best 49.1 percent (26-of-53) from the floor. Conversely, SDSU harassed USD into a season-low 22 first-half points in holding their sixth opponent to sub-40 percent shooting.

Tony Bland led the Aztecs with 17 points and eight assists, while Mike Mackell added 15. Aerick Sanders scored in double-digits for the fifth time in his career with 11 points, while Evan Burns came off the bench to tally nine points and seven rebounds in a career-high 26 minutes.

Roy Morris led the Toreros with 22 points on 8-of-11 field goals. Subtract Morris from the box score and the Aztecs would have held USD to 16-of-50 shooting (32 percent).

NOTES OF THE GAME: SDSU recovered from a five-rebound deficit at the half to out-rebound its opponent, 38-37, for the 10th time in 13 games this season... Travis Hanour made his first career start and pulled down a career-high six rebounds in 20 minutes... Chris Manker made his first SDSU start and registered three three-pointers... The game was the 100th of senior Deandre Moore's career.

USD	MP	FG	3FG	FT	R	F	A	T	O	B	S	TP
Belser	22	2-4	0-1	1-2	3	5	0	0	0	0	0	5
Blair	28	6-12	2-5	1-3	4	4	3	0	0	0	0	15
Keep	34	4-10	0-1	6-12	14	4	2	2	1	2	14	
Morris	38	8-11	4-6	2-4	4	2	3	2	0	1	22	
Delzell	22	2-7	2-4	1-2	2	5	0	5	0	1	7	
Smith	20	0-1	0-1	0-0	2	3	2	0	0	0	0	
Lechtenberg	8	0-3	0-2	1-2	1	2	0	1	0	1	1	
McGrain	10	0-2	0-1	0-0	0	0	2	0	0	0	0	
Lewis	18	2-11	1-6	3-3	4	4	1	2	3	1	8	
Team					3					1		
Totals	200	24-61	9-27	15-28	37	29	13	13	4	8	72	

SDSU	MP	FG	3FG	FT	R	F	A	T	O	B	S	TP
Sanders	19	4-4	0-0	3-4	6	5	1	1	0	0	11	
Manker	22	3-8	3-7	0-0	2	2	0	1	1	2	9	
Hanour	20	1-5	1-4	0-0	6	2	2	1	1	0	3	
Moore	23	1-3	0-1	2-2	2	3	4	2	0	0	4	
Bland	38	5-13	1-2	6-14	6	0	8	5	0	1	17	
Sir	19	3-6	3-6	0-1	4	3	2	0	0	0	9	
Sharper	13	0-1	0-1	1-2	0	1	1	0	0	0	1	
Burns	26	3-5	0-0	3-4	7	3	0	1	1	1	9	
Mackell	20	6-8	0-0	3-5	1	4	0	3	0	0	15	
Team					4							

Mountain West Conference

Mountain West Conference

	MWC		Overall	
School	W	L	W	L
Wyoming	0	0	12	2
UNLV	0	0	10	2
Utah	0	0	10	3
Colorado State	0	0	11	4
Brigham Young	0	0	10	4
San Diego State ◀	0	0	9	4
Air Force	0	0	9	4
New Mexico	0	0	5	7

Schedule/Results

Monday, January 6

at Utah 65, St. Mary's 59

at Air Force 56, Savannah State 33

Texas Tech 75, at San Diego State 63

Tuesday, January 7

at Colorado 93, Colorado State 72

at New Mexico 59, Northern Arizona 57

Wednesday, January 8

at Wyoming 112, Savannah State 77

at Weber State 75, BYU 69

at San Diego State 78, San Diego 72

Saturday, January 11

UNLV at DePaul, 11 a.m.

IPFW at Utah, 12 p.m.

San Diego State at Air Force, 3:05 p.m.

Idaho State at BYU, 6 p.m.

Monday, January 13

New Mexico at Colorado State, 9 p.m.

Tuesday, January 14

Ripon at Utah, 6 p.m.

Wednesday, January 15

Wyoming at Kansas, 6 p.m.

Thursday, January 16

UNLV at BYU, 6 p.m.

Saturday, January 18

Utah at San Diego State, 12:05 p.m.

New Mexico at Wyoming, 3 p.m.

Air Force at Colorado State, 6 p.m.

All times Pacific.

SDSU-Air Force Series (Last 15)

San Diego State leads 33-13

At Air Force: SDSU leads 13-8

Date	Winner	Site	SDSU	AF
3.2.02	SDSU	H	49	47
2.4.02	Air Force	A	54	67
2.19.01	SDSU	A	62	48
1.20.01	SDSU	H	67	43
2.24.00	Air Force	A	55	63
1.20.00	Air Force (3 ot)	H	77	81
2.7.98	SDSU	H	66	55
1.5.98	SDSU	A	84	81
2.6.97	SDSU	H	83	67
1.11.97	SDSU (ot)	A	77	69
3.6.96	SDSU	N	80	69
2.10.96	SDSU	H	81	72
1.20.96	SDSU	A	77	69
2.9.95	Air Force	A	53	81
1.19.95	SDSU	H	69	49

Air Force Falcons (9-4)

No.	Name	Pos.	Ht.	Wt.	Cl.	PPG	RPG	Hometown	► Probable Starters
10	► A.J. Kuhle	G/F	6-4	185	Jr.	10.9	3.3	Concord, Calif.	
11	► Tim Keller	G	6-3	180	So.	15.2	2.8	Austin, Texas	
12	Jason Boerboom	G	6-1	175	Fr.	--	--	Richfield, Minn.	
13	Marcus King	G	6-3	165	Fr.	1.7	0.0	Oklahoma City, Okla.	
14	Marcus Jenkins	G	6-0	173	Jr.	--	--	Lompoc, Calif.	
15	Antoine Hood	G	6-4	165	Fr.	3.7	1.3	Sugar Land, Texas	
22	► Vernard Jenkins	G	5-9	177	Sr.	5.3	1.4	Miami, Fla.	
24	J.J. Brull	F	6-6	180	Fr.	0.0	0.7	San Diego, Calif.	
32	► Tom Bellairs	F/C	6-7	220	Sr.	5.3	4.4	Denver, Colo.	
33	► Joel Gerlach	F	6-6	195	Jr.	13.8	2.6	Littleton, Colo.	
35	Marc Holum	F	6-6	195	So.	2.3	1.5	Hellertown, Penn.	
40	David Peterson	F/C	6-8	200	So.	3.6	2.4	Mountain Home, Idaho	
42	Caleb Buchanan	F	6-7	225	So.	0.0	1.3	Bedford, Va.	
44	Deane Lake	C	6-10	190	Fr.	1.7	0.3	Stephens City, Va.	
45	Nick Welch	F	6-7	200	Fr.	1.9	0.8	Fort Worth, Texas	

Head Coach: Joe Scott (Princeton '87) - 25-44 in third season at Air Force and overall

Assistant Coaches: Chris Mooney, Mike McKee, Larry Mangino, Maj. Jon Jordan, 2Lt. Selwyn Marshall

Totals 200 26-53 8-2118-32 38 23 18 14 4 3 78

Halftime: San Diego State 29, San Diego 22. FG %: San Diego State 49.1, San Diego 39.3. 3FG%: San Diego State 38.1, San Diego 33.3. FT%: San Diego State 56.3, San Diego 53.6. Officials: Bill Gracey, Larry Spaulding, Duane Allen. Technicals: None.

San Diego State - Air Force: The Series

► San Diego State

and Air Force open

the Mountain West

Conference season

by renewing their

rivalry for the 47th

time. SDSU holds

an all-time record of

33-13 against the

Falcons, including a

13-8 advantage at

USAFA.

► SDSU and AFA

have split their six MWC

meetings after each won

at home last season. The

Falcons swept the season

series as the Aztecs went

0-14 in the initial Mountain

West season, and SDSU

gained two of its four

conference wins in 2000-01

against Air Force. Going

back to WAC play, the

Aztecs have won 30 of

42 games in regular

season conference play

vs. Air Force.

► Going back to the

1990-91 season over

24 meetings, SDSU

has won all but one

game against Air Force

in which it scored 60

or more points. SDSU

is 18-6 overall over

that span, including a

14-1 record when

scoring 60 or more.

The only loss came

in triple overtime

on Jan. 20, 2000, in

the teams' first

meeting as members

of the Mountain West

Conference.

► Last season was

only the second time

in the past 11

seasons in which

SDSU and Air Force

competed in a

conference

SDSU vs. the Mountain West

School	MWC	Overall
Air Force	3-3	33-13
Brigham Young	1-5	15-35
Colorado State	3-3	15-30
New Mexico	2-4	19-30
UNLV	1-5	6-22
Utah	0-6	8-42
Wyoming	1-5	20-30
Record	11-31	116-202

have split their six MWC meetings after each won at home last season. The Falcons swept the season series as the Aztecs went 0-14 in the initial Mountain West season, and SDSU gained two of its four conference wins in 2000-01 against Air Force. Going back to WAC play, the Aztecs have won 30 of 42 games in regular season conference play vs. Air Force.

► Going back to the 1990-91 season over 24 meetings, SDSU has won all but one game against Air Force in which it scored 60 or more points. SDSU is 18-6 overall over that span, including a 14-1 record when scoring 60 or more. The only loss came in triple overtime on Jan. 20, 2000, in the teams' first meeting as members of the Mountain West Conference.

► Last season was only the second time in the past 11 seasons in which SDSU and Air Force competed in a conference together that the teams split the season series. Of the nine series sweeps over that span, the Aztecs recorded seven.

San Diego State Players vs. Air Force - Then & Now

SDSU's loss to Air Force in the teams' first meeting last season came at the end of the Aztecs' first trip through the Mountain West. The defeat dropped SDSU to 2-5 in the MWC, and following a loss to Utah in the next conference game, the Aztecs were 2-6. Since those back-to-back losses to Air Force and Utah (which coincidentally are the Aztecs' first two

MWC foes this year), San Diego State has won 8-of-9 against MWC foes (5-1 in regular season play and three in a row at the conference tournament), including a win over the Falcons in the 2001-02 regular season finale, and 17-of-23 overall.

A lot has changed for the fortunes of SDSU and its players since those losses to Air Force and Utah.

► Senior guard Tony Bland

Then: Coming into the game with a 17.4 scoring average over his first 21 Aztec contests, Bland was limited to 10 points on 4-of-12 shooting

Now: Bland's scoring average dipped to 14.1 in the contest since last year's first Air Force game, as Randy Holcomb and Al Faux provided the scoring punch down the stretch last season and Mike Mackell has shouldered much of the load this season. However, Bland has become more of a complete player since that time as his rebound average has improved from 3.3 before the first Air Force game last season to 4.4 since.

► Sophomore guard Tommy Johnson

Then: Johnson appeared for only nine minutes in eight conference games last season. After playing one minute in the game at Air Force last season, he played only two more minutes over two games for the rest of the season as SDSU was involved in several closely contested conference games with a tightened rotation.

Now: A spectator for nearly all of last season's spectacular run to the NCAA Tournament, the now-sophomore guard has become one of the Aztecs' most valuable contributors on the defensive end as well as providing a spark offensively. After serving as sixth man for the first six games of the season, Johnson has moved into the starting lineup for six of the last seven games. In playing 115 more minutes in 12 games (235) than he did all of last season in 20 games (120), Johnson has more than tripled many of his per game averages from a year ago.

Johnson's Averages	2001-02	2002-03
Minutes	6.0	19.6
Points	1.5	6.4
Rebounds	0.9	3.0
Assists	0.4	2.3
Steals	0.2	0.8

► Senior center Mike Mackell

Then: Mackell completed an impressive first run through the Mountain West in the game at Air Force last season. With his 17-point effort against the Falcons on Feb. 4, the junior college transfer had tallied at least 12 points in each of his first seven MWC

Inside the Ratings

Previous Year-End Ratings

Season	Sagarin	RPI
1993-1994		183
1994-1995		218
1995-1996		170
1996-1997		198
1997-1998		160
1998-1999	278	284
1999-2000	273	264
2000-2001	143	154
2001-2002	66	39

2000-01 Season

Date	Sagarin	RPI
Preseason	262	-
Nov. 20	258	-
Nov. 27	130	142-T
Dec. 4	133	100
Dec. 11	150	216
Dec. 18	111	140
Dec. 20	112	134
Dec. 27	114	152
Jan. 1	93	109
Jan. 8	92	119
Jan. 15	119	119
Jan. 22	143	131
Jan. 29	133	161
Feb. 5	135	155
Feb. 12	153	172
Feb. 19	149	172
Feb. 26	138	156
Feb. 28	136	153
Mar. 4	137	143
Mar. 6	137	143
Final	143	154

2001-02 Season

Date	Sagarin	RPI
Preseason	203	-
Nov. 19	150	-
Nov. 26	188	102
Dec. 3	158	119
Dec. 10	106	116
Dec. 17	78	72
Dec. 24	59	65
Dec. 31	51	53
Jan. 7	47	38
Jan. 14	58	50
Jan. 21	58	49
Jan. 28	72	63
Feb. 4	66	56
Feb. 11	81	73
Feb. 18	73	63
Feb. 25	70	59
Mar. 4	71	53
Mar. 11	58	39

2002-03 Season

Date	Sagarin	RPI
Preseason	115	-
Nov. 25	138	-
Nov. 30	142	-
Dec. 4	178	209
Dec. 9	189	234
Dec. 16	214	171
Dec. 23	157	165
Dec. 30	141	142
Jan. 3	125	147
Jan. 9	125	126

San Diego State vs. Air Force Career Statistics

SDSU	G-GS	FG-A	3FG-A	FT-A	REB	AVG.	A	TO	BS	ST	PTS	AVG	HI
Tony Bland	2-1	7-22	3-10	4-7	9	4.5	2	5	1	0	21	10.5	11
Tommy Johnson	1-0	0-1	0-0	0-0	1	1.0	0	1	0	0	0	0.0	0
Mike Mackell	2-1	7-12	0-0	5-5	11	5.5	1	3	2	4	19	9.5	17
Deandre Moore	4-2	4-10	2-6	6-9	12	3.0	14	5	1	1	16	4.0	8
Aerick Sanders	2-0	0-0	0-0	0-0	2	1.0	1	0	0	0	0	0.0	0
Wesley Stokes	1-1	3-4	0-0	0-0	2	2.0	2	3	0	1	6	6.0	6
Andre Torres	1-0	0-0	0-0	0-0	0	0.0	1	0	0	0	0	0.0	0
Chris Walton	4-1	4-7	0-0	3-4	5	1.3	4	2	1	1	10	2.5	4

AFA	G-GS	FG-A	3FG-A	FT-A	REB	AVG.	A	TO	BS	ST	PTS	AVG	HI
Tom Bellairs	6-5	17-39	5-13	11-23	46	7.7	10	16	1	8	50	8.3	14
Joel Gerlach	4-4	8-28	4-18	9-17	12	3.0	6	5	3	4	29	7.3	12
Marc Holum	2-0	2-4	1-3	2-2	3	1.5	0	1	0	0	7	3.5	5
Vernard Jenkins	6-5	7-28	4-18	4-6	15	2.5	19	18	2	9	22	3.7	9
Tim Keller	2-0	6-8	2-4	5-5	9	4.5	2	1	0	0	19	9.5	10
A.J. Kuhle	4-2	4-19	3-16	4-5	9	2.3	6	5	1	3	15	3.8	9
David Peterson	1-0	1-1	0-0	0-0	0	0.0	0	3	0	0	2	2.0	2

games.

Now: The second run through the conference was not as successful for Mackell, who after scoring 15.9 points per game over the first seven MWC contests dipped to 8.0 for the next seven. But he came up strong offensively in scoring 41 points over the Aztecs' three-win MWC Tournament and is averaging a team-high 16.2 points per game entering 2003 conference play.

► Senior guard Deandre Moore

Then: Moore was starting for the third straight game in a stretch of starting 12 of the final 14 games last season. He produced five points and three assists against one turnover in a game the Aztecs lost 67-54 to the Falcons.

Now: His return to the starting lineup has coincided with SDSU's impressive run over the past 11-plus months. Starting with the Jan. 29, 2002, Houston game in which Moore started after coming off the bench in the previous 12, the Compton, Calif., native has earned a starting nod in 25 of the Aztecs' last 27 games and stabilized the SDSU offense from the point guard position. Over that 27-game span, SDSU has won at a 70.4 percent clip (19-8), including an 18-7 mark (72 percent) with Moore in the starting lineup.

► Junior forward Aerick Sanders

Then: Sanders has not had much luck when the conference match-ups with Air Force have come around. He was injured and missed both meetings during the 2000-01 season, then played only a total of nine minutes and grabbed a pair of rebounds in the two games last year. He will be looking for his first career points against the Falcons on Saturday.

Now: Following a sophomore season where he served as an energy player and defensive specialist in averaging 10.9 minutes, Sanders has started all 13 games in 2002-03 and is the MWC's top rebounder at 9.1 boards per game. While more than doubling his minutes from a year ago at 26.8 per game, the Carson, Calif., native is supplying that relentless energy for longer stretches in leading the MWC in offensive rebounding at 3.9 per game while standing in a tie for fifth with 1.2 blocks per game. Sanders' rebounding per 40 minutes in 2002-03 would translate to 13.5 boards, including 5.9 offensive rebounds per game.

Last Year's Meetings

► San Diego State 49, Air Force 47

March 2, 2002 (Cox Arena - San Diego, Calif.)

SANDIEGO -- Al Faux banked in a short driving jumper with 2.6 seconds left to lift San Diego State to a

49-47 win over Air Force on March 2.

Randy Holcomb scored 12 points to lead the Aztecs, who held their breath as Marc Holum's desperation half-court attempt for Air Force hit the back rim at the buzzer.

Tony Bland added 11 points for San Diego State, which earned the fifth seed in the Mountain West Conference tournament.

Tim Keller and Lamoni Yazzie added 10 points apiece for Air Force.

The Aztecs led 24-19 after the first half, but Air Force fought back in the second to take a 39-38 lead on a three-point play by Keller, who drove the lane for a layup and picked up a foul with 7:58 left.

The game stayed tight down the stretch, with the Falcons up 44-41 with 2:44 to play. The Aztecs then scored six straight, capped by a Holcomb layup with 46 seconds left to give San Diego State a 47-44 lead.

Yazzie hit a three-pointer with 25.6 remaining to tie the game for the Falcons, who shot 44 percent from the field compared to 39 percent for the Aztecs. The Aztecs then ran down the clock for Faux's game winner.

With the win, the Aztecs improved to 7-7 in league play, marking the first time SDSU finished .500 in conference action since the 1984-85 team finished second in the WAC with an 11-5 mark. In the previous 15 seasons, the Aztecs averaged 3.9 league wins.

Air Force	MP	FG	3FG	FT	R	F	A	TO	B	S	TP
Kuhle	40	3-7	2-5	1-1	5	2	2	2	0	1	9
Gerlach	28	0-4	0-1	2-5	3	5	0	0	0	0	2
Bellairs	30	3-5	2-4	1-3	2	4	2	5	0	0	9
Yazzie	32	3-7	2-6	2-2	2	2	2	1	0	0	10
Jenkins	31	1-3	0-2	1-2	3	3	3	1	0	2	3
Keller	21	4-6	1-3	1-1	5	3	2	0	0	0	10
Holum	8	0-1	0-1	2-2	2	1	0	0	0	0	2
Peterson	10	1-1	0-0	0-0	0	1	0	3	0	0	2
Team								1			
Totals	200	15-34	7-22	10-16	22	21	11	13	0	3	47

SDSU	MP	FG	3FG	FT	R	F	A	TO	B	S	TP
Smith	10	1-1	0-0	0-0	4	0	1	0	1	0	2
Holcomb	27	4-10	0-0	4-5	5	4	0	3	0	1	12
Epps	31	0-1	0-0	2-4	5	1	1	1	1	0	2
Faux	29	4-10	1-3	1-4	2	3	1	2	0	1	10
Kovacic	17	2-4	1-3	1-2	0	2	0	0	0	0	6
Moore	31	0-1	0-1	1-3	1	3	0	0	0	0	1
Walton	6	1-1	0-0	1-2	2	2	0	0	0	0	3
Bland	34	3-10	1-4	4-5	5	1	2	2	0	0	11
Mackell	15	1-3	0-0	0-0	2	1	1	1	1	3	2
Sanders	0	0-0	0-0	0-0	1	0	0	0	0	0	0
Team								4			
Totals	200	16-41	3-11	14-25	31	17	6	9	3	5	49

Halftime: San Diego State 24, Air Force 19. FG %: Air Force 44.1, San

Player Anecdotes

► Tony Bland

Bland, an all-conference performer on the court, spends hours of his time donating to different causes... He attempts to volunteer at least every other week, frequently visiting area hospitals and feeding the homeless... In the process of organizing a team visit to a local hospital.

► Deandre Moore

Nobody worked harder in the off-season than Deandre Moore and it has paid off... Moore, who has played through injuries each of the last two seasons (shoulder separation his sophomore season and shin splints his junior season) lost 16 pounds during the off-season... The result has been a quicker point guard who has missed only one practice this season... His efforts resulted in coach Fisher naming him a co-captain on Oct. 12 (first official day of practice).

► Steve Sir

On Friday, Nov. 15, Sir capped a two-and-a-half hour practice by making 23 consecutive three-point field goals... He needed to make 10 straight to keep the team from running, and went on to make 23 in a row... He capped the following Monday (Nov. 18) practice by making 42 straight free throws.

► Chris Walton

Although he is redshirting this season, he continues to make an impact on the court and in the community... Walton organized a food drive that culminated Dec. 7, when Aztec fans viewing SDSU's battle with Luke Walton (Chris' brother) and the top-ranked Arizona Wildcats brought donated items to the game.

Diego State 39.0. 3FG%: Air Force 31.8, San Diego State 27.3. FT%: Air Force 62.5, San Diego State 56.0. Officials: Jim Danner, Ronnie Hernandez, Shawn Lehigh. Technicals: None.

► Air Force 67, San Diego State 54

Feb. 4, 2002 (Clune Arena - US Air Force Academy) COLORADO SPRINGS, Colo. -- Air Force held San Diego State to just 37.8 percent shooting and forced 19 turnovers as the Falcons defeated the Aztecs 67-54 at Clune Arena on February 4.

The Falcons led the Aztecs for all but 17 seconds of the game.

Air Force led 9-0 and 11-2, holding San Diego State without a field goal for the first 5:40 of the contest. The Aztecs capped a 13-2 run with a Brandon Smith dunk to take their only lead of the game at 15-13 with 11:10 remaining in the first half.

The Falcons led by as many as 15 points in the second half, but the Aztecs went on a 9-0 run to close to within six points with 6:19 to play. San Diego State again closed to within six points with 1:17 to play, but Air Force ended the game on a 13-6 run to provide the final margin of victory.

For the first time in his career, Mike Mackell led San Diego State in scoring with 17 points. He also added nine rebounds, tying his career high.

Tony Bland and Al Faux each added 10 points for the Aztecs. Senior Randy Holcomb, who was held to just six points, passed the 1,000-point plateau for his college career.

Air Force senior guard Lamoni Yazzie had 18 points, including three three-pointers, to lead the Falcons.

SDSU	MP	FG	3FG	FT	R	F	A	TO	B	S	TP
Holcomb	28	1-6	0-2	4-5	7	5	0	2	1	0	6
Mackell	22	6-9	0-0	5-5	9	4	0	2	1	1	17
Moore	31	2-5	1-3	0-0	1	1	3	1	0	0	5
Bland	33	4-12	2-6	0-2	4	4	0	3	1	0	10
Faux	28	1-9	1-5	7-7	3	3	0	4	1	1	10
Johnson	1	0-1	0-0	0-0	1	1	0	1	0	0	0
Smith	13	2-2	0-0	0-0	2	1	1	2	0	1	4
Walton	13	1-1	0-0	0-1	2	1	0	1	0	0	2
Kovacic	9	0-0	0-0	0-0	0	2	1	3	0	0	0
Epps	14	0-0	0-0	0-0	1	3	0	0	0	0	0
Sanders	8	0-0	0-0	0-0	1	1	1	0	0	0	0
Team					2						
Totals	200	17-45	4-16	16-20	33	26	6	19	4	3	54

Air Force	MP	FG	3FG	FT	R	F	A	TO	B	S	TP
Kuhle	38	1-5	1-5	3-4	2	5	1	1	1	2	6
Gerlach	30	4-9	0-2	4-7	4	3	1	0	1	1	12
Bellairs	31	4-5	1-2	5-9	8	3	4	1	0	1	14
Yazzie	32	7-13	3-7	1-1	1	2	3	3	0	3	18
Jenkins	38	0-3	0-3	3-4	6	2	2	4	1	3	3
Keller	14	2-2	1-1	4-4	4	2	0	1	0	0	9
Holum	8	2-3	1-2	0-0	1	2	0	1	0	0	5
Pina	9	0-2	0-1	0-0	0	0	0	0	1	1	0
Team					2						
Totals	200	20-42	7-23	20-29	28	19	11	13	4	11	67

Halftime: Air Force 31, San Diego State 23. **FG %:** Air Force 47.6, San Diego State 37.8. **3FG %:** Air Force 30.4, San Diego State 25.0. **FT %:** San Diego State 80.0, Air Force 69.0. **Officials:** Tom O'Neill, Mark Whitehead, Steve Welmer. **Technicals:** None.

► **NOTE OF THE GAME:** San Diego State set season lows for points (54), field goals (17), assists (6), and field goal percentage for a half (30.0).

About Air Force

At 9-4 after non-conference play, third-year head coach Joe Scott has his Falcons team matching the Air Force Academy's best start since the 1961-62 team won 10 of its first 13. While the competition has been less than stellar - the best win coming over CBS

Opponent Tracker

Overall Conf.						
Opponent	W-L	W-L	AP	ESPN	RPI	Sagarin
Arizona ☒	9-1	2-0	2	2	1	1
Texas Tech ☒	10-1	0-0	23	21	26	18
Utah	10-3	0-0	arv		27	40
Brigham Young	10-4	0-0			28	31
UNLV	10-2	0-0		arv	34	55
Wyoming	12-2	0-0	arv	arv	47	48
Hawai'i ◀	8-2	1-1	arv		57	63
Eastern Wash. ☒	8-6	0-0			87	121
Colorado State	11-4	0-0			98	90
Air Force	9-4	0-0			189	122
New Mexico	5-7	0-0			190	233
Cal Poly ◀	6-5	2-0			194	225
San Diego ◀	6-7	0-0			204	171
Portland ☒	7-6	0-0			215	199
Houston ◀	2-9	0-0			221	278
Loyola Marymount ◀	6-9	0-0			225	215
IPFW ◀	3-13	0-0			261	282
Florida Atlantic ◀	4-9	0-1			264	252
Long Beach St. ◀	1-9	0-1			316	311
UCSD ◀	2-7	1-3	--	--	--	--
All data current as of the morning of Jan. 9.						
◀ - indicates win. ☒ - indicates loss.						

Sportline RPI No. 192 Belmont - the Falcons have registered their best-ever record against Division I opponents after 13 games (9-4) and reached program-high levels in the Sagarin ratings (No. 70) and RPI (No. 153) on Dec. 16.

Scott, a disciple of Hall-of-Famer Pete Carril as a player and an eight-year assistant at Princeton, has brought his alma mater's offensive scheme to the altitude of Colorado Springs where he has the Falcons shooting (and making) three-pointers at a record pace. The Falcons stand second in the nation in three-point field goals per game at 10.2 and are outscoring their opposition from three-point range by an average of 18 points per game.

In living and dying by the three-pointer, the Falcons, with five players 6-7 or taller, are averaging just 22.8 rebounds per game and have been out-rebounded by an average of margin of 7.6 boards per game. Despite ranking fifth in the nation in three-point field-goal percentage at .443 and ninth in overall field goal percentage at .511, Air Force is shooting just 59.8 percent from the free-throw line.

On the defensive end, the Falcons lead the NCAA in scoring defense, allowing just 52.8 points per game. They are coming off a 33-point defensive effort against Savannah State, the fourth straight game Air Force has held an opponent under 50 points during a four-game winning streak. The Falcons are now 6-0 at home against Division I opponents for the first time in school history after winning the first three games of their current four-game homestand that concludes with SDSU.

Sophomore guard Tim Keller leads the MWC with 3.5 three-point field goals per game and averages a team-high 15.2 points per game. The top rebounder is 6-7 senior forward/center Tom Bellairs at 4.7 per game, while senior guard Vernard Jenkins has overtaken SDSU's Tony Bland as the conference leader in assist-to-turnover ratio at 2.12.

MWC Player of the Week**San Diego State Nominee**

N.25	Aerick Sanders
D.2	Mike Mackell
D.9	Deandre Moore
D.16	Tony Bland
D.23	Aerick Sanders
D.30	Evan Burns
J.6	Tony Bland

Bold indicates MWC Player of the Week

Statistical Comparison

A statistical comparison between San Diego State and San Diego thus far in 2002-03.

Statistic	SDSU	AFA
Record	9-4	9-4
Conference Record	0-0	0-0
Scoring Average	74.5	61.5
Opponent Scoring Average	68.3	52.8
Scoring Margin	+6.2	+8.7
Rebound Average	37.3	22.8
Opponent Rebound Average	33.4	30.4
Rebound Margin	+3.9	+7.6
Field Goal Percentage	44.6	51.1
Defensive Field Goal Percentage	41.8	40.5
Free Throw Percentage	67.2	59.8
Three-Point Field Goals Per Game	6.9	10.2
Three-Point Field Goal Percentage	34.7	44.3
Assists Per Game	16.9	15.5
Turnovers Per Game	15.8	11.9
Opponent Turnovers Per Game	15.9	13.6
Blocked Shots Per Game	2.9	2.5
Steals Per Game	7.0	6.0

School-Record Success Against Non-Ranked Foes

With Wednesday's 78-72 victory over San Diego in the city showdown, San Diego State has won nine consecutive games vs. non-ranked opponents in the same season for the first time since moving to Division I prior to the 1970-71 season. It matches the longest such streak in school history, equaling the run from March 3-Dec. 22, 1984 (final game of the 1983-84 season and the first eight of the 1984-85 campaign).

Below is a look at the longest in-season win streaks vs. unranked foes in Aztec history.

Longest Winning Streaks vs. Non-Ranked Opponents/Div. I Season

Rk.	Season (W-L)	Wins	Ended By
1.	► 2002-03 (8-4)	9	-
	1984-85 (23-8)	8	Texas Christian
3.	1982-83 (18-10)	7	Arizona
	1981-82 (20-9)	7	UTEP
	1977-78 (19-9)	7	CS Fullerton
	1971-72 (18-10)	7	Oregon State
7.	2000-01 (14-14)	6	New Mexico
	1981-82 (20-9)	6	UNLV

Record Attendance Pace

► Through eight home games, SDSU is on a record pace for average season attendance. The Aztecs are playing before an average home crowd of 7,284, which at the current pace would easily surpass the record average of 6,165 fans that viewed Cox Arena games last season. Should this trend continue, Aztec teams under Steve Fisher would own three of the top five season attendance marks in SDSU history.

Largest Average Home Attendance

Rk.	Year	HG	W-L	Total	Average
1.	► 2002-03	9	6-3	65,557	7,284
2.	► 2001-02	15	12-3	92,475	6,165
3.	1981-82	18	16-2	86,825	4,824
4.	1980-81	14	9-5	67,011	4,787
5.	► 2000-01	17	12-5	77,104	4,528

► - Indicates Fisher era.

Monday night's crowd, the seventh-largest ever in

Cox Arena at 8,078 spectators, marks the fourth game to break into SDSU's top 16 single-game Cox Arena attendance chart this season. The Aztecs have played before the first two sellout crowds of 12,414 in the six-year history of Cox Arena - against then-No. 1/1 Arizona (Dec. 7) and No. 23/21 Texas Tech (Jan. 6) - as well as the 13th- and 15th-largest Cox Arena crowds against Eastern Washington (6,183) and Hawai'i (6,138), respectively.

Largest Cox Arena Attendance

Rk.	Att.	Day	Opponent	Date	Result
1.	12,414 [^]	Sat.	(1/1) Arizona	12-7-02	L, 81-89
	12,414 [^]	Mon.	(23/21) Texas Tech	1-6-03	L, 63-75
3.	11,764	Sat.	UNLV*	1-26-02	L, 79-80 (ot)
4.	11,334	Sat.	Fresno State*	1-31-98	L, 94-97
5.	8,438	Sat.	(21/16) Fresno St.	12-8-01	W, 93-78
6.	8,186	Sat.	San Diego	12-9-00	L, 52-55
7.	8,078	Wed.	San Diego	1-8-02	W, 78-72
8.	7,232	Sat.	Utah* (D)	2-9-02	L, 53-70
9.	7,164	Sat.	Utah*	2-10-01	L, 63-76
10.	6,967	Sat.	Air Force*	3-2-02	W, 49-47
11.	6,739	Mon.	New Mexico*	1-8-01	L, 67-75
12.	6,553	Sat.	Colorado State*	1-19-02	W, 81-69
13.	6,183	Sat.	Eastern Wash.	11-23-02	L, 70-75
14.	6,171	Mon.	Wyoming*	1-21-02	L, 85-88 (ot)
15.	6,164	Sat.	Utah*	1-16-99	L, 53-79
16.	6,138	Sat.	Hawai'i	12-14-02	W, 60-49

*Opponent Associated Press/USA Today coaches poll national ranking at game time left of team name. D-Indicates day game. * - Indicates conference game. ^ - Indicates Cox Arena capacity*

Senior Dominant

San Diego State's senior class of Tony Bland, Mike Mackell and Deandre Moore held the shorthanded Aztecs together early in the season when SDSU was thin on reserves. Through the first four games of the season, the trio averaged 46.3 points, accounted for nearly 60.1 percent of San Diego State's scoring, and also combined for 17.0 rebounds and 10.8 assists per game. As a testament to the seniors' importance, the triumvirate was the main reason the Aztecs rallied from behind to defeat Cal Poly on Nov. 30 by accounting for 26 of the Aztecs' 31 second-half points.

Below is a look at what the three seniors have accomplished in each game this season.

Aztec Seniors

Opponent	MP	FG	3FG	FT	R	F	A	TO	B	S	TP
EWU	103	15-36	2-11	11-13	15	11	6	8	0	1	43
at Portland	98	13-33	4-9	16-25	21	13	14	14	0	3	46
at Cal Poly	109	18-41	3-6	13-20	20	5	8	5	2	5	52
UCSD	81	16-31	7-12	5-8	12	3	15	4	0	2	44
Arizona	95	19-37	4-9	5-7	15	10	9	9	0	5	47
at LBSU	99	13-25	2-3	5-7	10	9	7	9	0	2	33
Hawai'i	98	14-28	2-2	11-15	11	5	7	8	1	5	41
at Houston	87	13-26	2-8	11-15	9	5	7	8	0	6	39
Fla. Atlantic	80	11-23	0-5	12-21	11	4	16	5	0	5	34
IPFW	73	11-23	0-4	4-6	8	2	11	5	1	2	26
LMU	89	15-30	0-4	14-18	3	7	8	6	1	2	44
Texas Tech	73	14-32	2-7	2-5	9	7	6	13	0	2	32
San Diego	81	12-24	1-3	11-21	9	7	12	10	1	0	36

Bench Points

However, when the Aztec roster received reinforcements beginning with the Dec. 7 Arizona game, the SDSU bench has stepped up its productivity and relieved some of the scoring slack from the seniors and starting five. Through the first four games of the season, the Aztec bench had accounted for only 48 of the Aztecs' 308 points (15.6 percent), an average of 12

Next Aztec Game



Utah (10-3*) at
San Diego State (9-4*)

Saturday, January 18, 2003

12:05 p.m. PST (announced)

Cox Arena at Aztec Bowl (12,414)

San Diego, Calif.

Tip Time: Tip time is set for 12:05 p.m. PST

Television: The game will be televised by ESPN+Plus.

Radio: XTRA 690-AM. Jim Stone (play-by-play), Mike McGregor (producer).

SDSU Coach Steve Fisher: Fisher (Illinois State '67) is in his fourth season at San Diego State with a record of 49-53*. Now in his 12th full season as a head coach, he has amassed a 233-135* mark. Fisher led Michigan to the 1989 national championship and made three trips to the national championship game in his eight full seasons in Ann Arbor. The 1991-92 national coach of the year, he led the Aztecs to a 21-12 mark last year en route to the NCAA Tournament. Fisher has helped the Aztecs increase their win total in each of his first three seasons (from 4-to-5-to-14-to-21).

Utah Coach Rick Majerus: In his 19th season overall and 14th year heading the Utes program, Majerus (Marquette '70) holds a career head-coaching record of 392-137, including a 293-85 mark at Utah. Majerus has the Utes aiming for their 11th 20-win season and 10th NCAA Tournament selection in the last 13 years.

The Series: San Diego State and Utah are meeting for the 51st time, with the Utes owning a 42-8 advantage and a 16-6 record in San Diego. The Utes are the only MWC team SDSU has not defeated since the inception of the league, and Utah has won the last 14 games in the series dating to the Western Athletic Conference. Utah won both meetings last season, 70-53 in San Diego and 76-70 in Salt Lake City.

The Tickets: Tickets are available for the game through the SDSU ticket office (619-283-SDSU) or at any Ticketmaster outlet. Tickets range in price from \$8-16. It is a U.T. Youth & Family game.

* - San Diego State faces Air Force on Jan. 11 prior to playing Utah. The Utes take on Ripon College on Jan. 14 before meeting the Aztecs.

points per game. Since freshman Evan Burns (NCAA Initial Eligibility Waiver Committee ruling) and sophomore Chris Manker (NCAA 4-2-4 transfer rule) became eligible for the Arizona game and sophomore Travis Hanour (NCAA 4-2-4 transfer rule) joined the fold against Hawai'i, the Aztec reserves more than doubled their production by averaging 24.7 points per game (33.2 percent of SDSU's scoring) over the past nine contests.

The following is a look at SDSU's bench production in each game this season as well as its averages over the first four games of the season and the last nine contests.

First Four Games

Opponent	MP	FG	3FG	FT	R	F	A	TO	B	S	TP
EWU	36	4-6	0-1	2-5	1	6	4	1	0	2	10
at Portland	52+	6-12	2-6	3-5	11	15	5	6	0	1	17
at Cal Poly	45	1-12	0-3	2-2	7	4	6	3	0	2	4
UCSD	64	6-17	3-11	2-3	11	5	5	5	0	1	17
Avg./Pct.	49.3	.362	.238	.600	7.5	7.5	5.0	3.8	0	1.5	12.0

Last Nine Games

Opponent	MP	FG	3FG	FT	R	F	A	TO	B	S	TP
Arizona	58	9-22	2-9	1-2	10	9	9	5	2	2	21
at LBSU	65	7-19	4-10	7-9	14	7	2	5	1	3	25
Hawai'i	50	4-14	1-4	2-4	8	6	3	3	2	3	11
at Houston	57	5-17	3-10	0-2	10	5	4	3	1	0	13
Fla. Atlantic	72	14-31	4-13	11-15	12	8	1	10	2	5	43
IPFW	91	10-23	7-15	6-11	17	10	7	8	1	3	33
LMU	58+	8-13	2-5	2-2	14	5	3	2	4	5	20
Texas Tech	76	9-19	4-11	0-1	11	9	5	6	1	2	22
San Diego	78	12-25	3-7	7-12	12	15	3	4	1	1	34
Avg./Pct.	67.2	.426	.357	.620	12.0	8.2	4.1	5.1	1.7	2.7	24.7

Aerick the Great

Forward Aerick Sanders got his junior campaign off to a fast start but has been even better of late, posting 11 or more rebounds in five of the last nine games. Over that span, he has grabbed a total of 90 rebounds for an average of 10.0 per game.

Sanders was an impressive presence in the post against Houston Dec. 21, as he recorded his first career double-double with career-bests in points (12) and rebounds (14) as well as a career-high four assists.

Sanders is averaging a Mountain West-best 9.1 rebounds per game this season, including 3.9 offensive rebounds, as well as the conference's fifth-most blocks at 1.2 per contest.

The 40 minutes of action for Sanders against Eastern Washington was not only a career-high, but was more court time than the junior saw in any two games last season (last season's high was 20 minutes, with his previous career mark of 24 minutes set during his freshman campaign).

Last season, Sanders blocked 29 shots to rank seventh in the Mountain West Conference, and just missed cracking the school's all-time top-10 list.

He has blocked at least one shot in nine of 13 games and currently stands eighth on SDSU's career blocks list with 59.

Most Blocked Shots/Career

Pl.	Name, Years	Blocked Shots	To Tie
1.	Leonard Allen, 1982-85	214	
2.	Michael Cage, 1981-84	118	
3.	Joe McNaull, 1991-93	114	
4.	Marcelo Correa, 1997-01	100	41
5.	Rodney Hawkins, 1987-88	77	18
6.	Eddy Gordon, 1980-83	71	12
7.	Marty Dow, 1990-91	68	9
8.	Aerick Sanders, 2001-02 ◀	59	

9. Leon Carter, 1995-96	58
10. Marc Carter, 1994-95	55

The Freshmen

Although the Aztecs' senior class of Tony Bland, Mike Mackell and Deandre Moore grab most of the headlines, San Diego State's 2002-03 team is comprised of a lot of youth.

Of the nine players that saw action in each of the four games this season, four were freshmen - Trimaine Davis, John Sharper, Steve Sir and Markee White (one other was a sophomore - Tommy Johnson). Additionally, freshman Evan Burns and sophomore Chris Manker debuted against Arizona and against Hawai'i sophomore Travis Hanour joined the mix. The three have received significant minutes even as they adjust to game action.

The five freshmen have combined to play 609 minutes this season (46.8 minutes per game), and have scored 198 points (16.7 points per game) while adding 93 rebounds (7.2 rebounds per game) and 35 assists (2.7 assists per game).

Below is a quick look at how the newest Aztecs performed.

► **STEVE SIR**, a redshirt freshman, started the first six games of the season. He connected on 3-of-6 three-pointers Wednesday against USD for his most since a career-best six threes on Dec. 2 against UCSD. He has a team-high total of 26 three-point field goals and was a perfect 9-for-9 from the free-throw line before missing his only attempt against USD. The sharpshooter from Minnesota, who made at least two treys in each of his first five games, boasts the MWC's 10th-best three-point percentage at .400 and is SDSU's fifth-leading scorer at 7.2 points per game.

► **EVAN BURNS**, one of two true freshmen on the SDSU roster, produced his breakout game of the season against Florida Atlantic Dec. 28. In only his fifth collegiate appearance, Burns produced 21 points, four offensive rebounds and four steals in only 18 minutes of action. He shot 7-of-11 from the field and 7-of-8 from the free-throw line in becoming the only Aztec to surpass the 20-point mark in a game in his freshman season. He has since followed up with 10, 10, two and nine points for an average of 10.4 points over the last five games. He registered his first career double-double with 10 points and 10 rebounds vs. Loyola Marymount in scoring in double-figures for three straight games, a career first.

Despite reaching only 20 minutes three times in nine games and being held scoreless against Hawai'i, Burns is the squad's fourth-leading scorer at 8.1 points per game. His stats averaged over 40 minutes per game translate to 18.9 points, 10.6 rebounds, 2.1 assists and 3.6 steals.

► **JOHN SHARPER**, a walk-on freshman, has played 105 minutes including several at the point guard position. Sharper has looked solid handling the ball and has committed just five turnovers in 105 minutes of action, including a career-high turnover-free 16 minutes against LMU largely spent spelling a foul-troubled Moore. He grabbed a career-high five rebounds in 12 minutes and contributed a three-pointer to SDSU's record-setting barrage of 16 treys against UCSD, and his three-pointer capped the Aztecs' game-breaking 20-6 run in the win at Long Beach. He set his career high with eight points and hit two three-point field goals in a game for the first time against Florida Atlantic. Of his 17 field goal attempts, 15 have come from three-point range, and his .467 three-point field goal percentage tops the

team.

► TRIMAINE DAVIS, a redshirt freshman, had appeared in all 12 games this season before the USD contest and accumulated 25 points and 16 rebounds in 115 minutes of action. He is averaging 9.6 minutes per contest. Davis, who made all 15 of his shots during the preseason, went 3-for-3 from the floor in scoring a career-high six points against UCSD.

► MARKEE WHITE, a redshirt freshman, has seen action in six games this season and scored the first points of his collegiate career on a pair of free throws against UCSD.

Moore is Better

Healthy for the first time since becoming an Aztec, Deandre Moore has overcome previous season injuries such as a separated shoulder and shin splints to participate in every practice this season.

That, coupled with a rigorous off-season workout schedule, has the Aztec point guard 16 pounds lighter than a season ago and playing some of the best basketball of his career.

Moore is averaging a career-high 8.2 points through 13 games this season while dispensing an average of 4.8 assists. He has also been perhaps the Aztecs' most indispensable player thus far, playing a total of 403 minutes for an average of 31.0 per contest.

The Compton, Calif., native produced his best game of the season to date against the best competition. Against top-ranked Arizona Dec. 7, Moore scored 16 points and dished out eight assists while limiting preseason Wooden Award candidate Jason Gardner to nine points on 1-of-10 shooting.

Moore has played 35 or more minutes in five games in 2002. Last season, due to nagging injuries, Moore logged 35 minutes in only three of 33 games.

The senior guard broke the 300-assist barrier for his career against Portland and the Vanderbilt transfer entered the Aztecs' career top-10 list against Arizona. He has since moved into seventh place with 280 assists as an Aztec.

Most Assists/Career

Pl.	Name, Years	Assists	To Tie
1.	Tony Gwynn, 1978-81	590	
2.	Chad Nelson, 1994-97	412	
3.	Mark Delsman, 1974-77	376	
4.	Anthony Watson, 1983-86	356	76
5.	Keith Smith, 1982-83	349	69
6.	Dean Decker, 1977-78	307	27
7.	Deandre Moore, 2001-02	280	
8.	Ray Leary, 1974-75-76	279	
9.	Mike Dodd, 1976-77-78-79	277	
10.	Creon Dorsey, 1985-86	263	

Top Two Scorers Gone, No Problem for Fisher

Some might see the departure of the Aztecs' top two scoring averages from the 2001-02 season - Al Faux (17.0 ppg) and Randy Holcomb (16.9 ppg) - as a problem, but Steve Fisher has overcome scoring departures in the past to produce big seasons.

Three times in his coaching career Fisher has had his top two scorers depart, but all three times he has led his team back to the postseason the following year.

In the 1990-91 season, Fisher lost his entire starting five, including Rumeal Robinson and Terry Mills, off

a squad that went 23-8 and advanced to the second round of the NCAA Tournament. That season, Fisher guided his squad to the NIT.

In 1994-95, Fisher overcame the losses of Jalen Rose and Juwan Howard to put the Wolverines in the NCAA Tournament.

Most recently, in 1995-96, Fisher lost Ray Jackson and Jimmy King but still put together a 20-win season and guided Michigan to the NCAA Tournament.

The Great Turnaround

Steve Fisher and the Aztecs' journey from perennial basement dweller to NCAA Tournament team is made all the more remarkable by the speed at which the turnaround was achieved.

Just three years ago in 1999-2000, the Aztecs won only five games, and two years ago in 2000-01, San Diego State finished seventh in the conference.

As if going from 5-23 in 1999-00 to 14-14 in 2000-01 wasn't enough, in the 2001-02 season the Aztecs went 21-12 for the second-highest win total in the school's Division I history.

Other accomplishments of the 2002 NCAA Tournament team:

► San Diego State made it to the postseason for just the fifth time in the school's 33 Division I seasons. The Aztecs advanced to the NCAA Tournament in 1975, 1976 and 1985 and to the postseason NIT in 1982, prior to participating in the Big Dance in March of 2002.

► The RPI is one barometer that shows the program's dramatic rise. For the seven seasons from 1993-94 to 1999-00, San Diego State had an average final RPI of 190. In the 2000-01 season, the Aztecs jumped to 154 in the final RPI. In 2001-02, the Aztecs jumped more than 100 positions in the ratings and ended the regular season at number 39 in the RPI, ahead of perennial powers such as Notre Dame (41), Villanova (43), Arkansas (46), Virginia (50), UNLV (51), Missouri (54), Louisville (61), Fresno State (64), Purdue (100), North Carolina (119), Seton Hall (125) and Michigan (142).

► With 21 victories last season, San Diego State posted its highest single-season victory total since the 1984-85 team went to the NCAA tournament and finished 23-8. This marked the third consecutive year, all under Steve Fisher, that the Aztecs bettered their win total from the previous season (4 to 5 to 14 to 21). The 21 victories are the second-highest victory total of the Division I era (beginning with the 1970-71 season) and surpasses the school's total in the previous two seasons combined.

► The Aztecs posted consecutive .500 or better seasons for the first time since the 1983-84 and 1984-85 seasons. The Aztecs, who went 14-14 in 2000-01, were 21-12 in 2001-02. Prior to the last two seasons, SDSU went 147-280 in the 15 seasons between the two winning stretches. The Aztecs averaged 9.8 wins between the 1985-86 and the 1999-00 seasons.

The Great Turnaround

Season	Record	RPI
1991-92	2-26	na
1992-93	8-21	na
1993-94	12-16	183
1994-95	11-17	218
1995-96	15-14	170
1996-97	12-15	198
1997-98	13-15	160
1998-99	4-22	284
1999-00	5-23	264
2000-01	14-14	154
2001-02	21-12	39
2002-03	9-4	*124

◀ - Indicates Fisher era * - as of 1/10

► The Aztecs finished league play with a 7-7 record, marking the first time SDSU finished .500 in conference action since the 1984-85 team claimed second in the WAC with an 11-5 mark. In the previous 15 seasons, the Aztecs averaged 3.9 league wins. After finishing no better than sixth place in a conference (Western Athletic or Mountain West) since the 1984-85 campaign and having an average finish of 7.7 in the previous 16 seasons, the Aztecs claimed a share of fourth place in the MWC in 2001-02.

► San Diego State set a school record in the 2001-02 season in both total home attendance (92,475) and average home attendance (6,165). In 15 home games, San Diego State shattered the previous school record for highest average, set back in 1981-82 when SDSU averaged 4,824. The 2001-02 average was a 36.1 percent increase over the previous season and a remarkable 135.4 percent increase over Steve Fisher's first season (1999-2000).

► The success on the court has generated media coverage unparalleled in the program's history. The Aztecs made a school-record 25 appearances on live television during the 2001-02 season, a marked increase over the year before Fisher's arrival, the 1998-99 campaign, when SDSU was on television nine times. In addition, San Diego State made the first two network television appearances in the program's history. In 2002-03, the SDSU regular-season schedule includes 20 live television appearances.

► Below is a look at the Aztecs' records since the start of the 2000-01 campaign. The record on the right shows how many games it took San Diego State to win the same number of games prior to the 2000-01 season.

The Difference: Since/Before the '00-01 Season

<u>Record</u>	<u>Since</u>	<u>Before</u>
Record	44-30	44-86
Conference	11-17	11-49
Home Record	30-11	30-35
Away/Neutral Rec.	14-19	14-64



The Breakdown

Steve Fisher's situational record.

Record By Location

Home	128-42
Away	57-75
Neutral	48-18

Record By Month

November	21-11
December	72-23
January	50-42
February	43-35
March	43-22
April	4-2

Games Decided By/In

1 point	13-7
2 points	13-9
5 points or less	64-42
Overtime	18-11

STEVE FISHER

12th Full Season • Fourth Season at SDSU • Illinois State, 1967

Sometimes there are no adjectives. Sometimes the phrases don't do justice. Sometimes you just stick with the basic facts and let them tell the story.

A five-win season followed by a 14-win season. A 14-win season followed by 21 wins, a conference championship and a trip to the NCAA Tournament.

In three short seasons, Steve Fisher has changed the outlook, fortunes and expectations of San Diego State basketball. The Aztecs have been transformed from the ugly duckling that muddled through the first-ever Mountain West Conference campaign with an 0-14 record into a conference champion. It is a school that now regularly goes toe-to-toe with the West's best basketball programs on the court and in the recruiting wars. It may be the new program on the block but seniority rarely matters in the changing world of college athletics.

It is now Steve Fisher's program.

When Fisher arrived on the scene, he found a basketball program that wasn't good enough to be called average. The Aztecs had suffered through 13 losing seasons in 14 years. Members of the school's last NCAA team were in the early stages of middle age. The expectations were in place all right. The Aztecs were expected and expecting to lose. The year before his arrival San Diego State won just four games.

The hiring only dates back to March of 1999, so referring to the "Steve Fisher Era" at San Diego State might be considered a bit premature. But with the Aztec banner now flying over the Mountain West Conference, there is little doubt that San Diego State basketball has reached a new level.

On March 26, 1999, San Diego State announced its arrival on the basketball scene in the form of a news conference to introduce its new coach, Steve Fisher. Fresh from a stint with the Sacramento Kings and with three appearances in the Final Four and a national championship in his pocket, he rolled up his

sleeves and went to work. And work was needed. It looked to be a daunting challenge and yet the man with one of the highest winning percentages in NCAA Tournament history had no reservations.

No head-coaching career, at any level, started quicker than that of Steve Fisher. Six games into his head-coaching career he was undefeated and sporting a national championship ring. And the success didn't stop with the national title.

Fisher's eight-plus seasons at the University of Michigan produced a 184-82 (.692) record, nine post-season tournament berths and three trips to the NCAA championship game, including the magical run to the 1989 national title.

Under Fisher, the Wolverines also claimed an NIT championship, won at least 20 games four times and finished among the top three in the powerful Big Ten Conference five times. In 1995, Michigan set a league record by holding opponents to just 39.4 percent shooting from the floor.

Fisher and Company raised the bar even higher in the postseason. His seven NCAA Tournament teams at Michigan combined for a 20-6 record, ranking him fourth among active coaches and ninth in NCAA history with a winning percentage of .769 in the national bracket. Only 13 coaches have taken more teams to the Final Four, including just five that are still active. He is one of three coaches to take three squads to the Final Four in the first five years of a head-coaching career, and one of just six coaches to lead a team to the championship of the NIT as well as the NCAA.

His accomplishments may be even greater at San Diego State. Last season he led the Aztecs to the post-season for the first time since 1985 and for just the fourth time ever. The 21 wins are second most for the school as a Division I program and the most since 1985. The fact that those numbers came after just three seasons signifies what is one of the great recent turnarounds in college basketball.

► Steve Fisher Year-By-Year

Year	School	W	L	Pct.	Conference			Postseason/Honors
					W	L	Pct.	
1989	Michigan	6	0	1.000	-	-	-	NCAA Champions
1989-90	Michigan	23	8	.742	12	6	.667	NCAA Second Round
1990-91	Michigan	14	15	.483	7	11	.389	NIT First Round
1991-92	Michigan	25	9	.735	11	7	.611	NCAA Runner-Up, <i>Basketball Times</i> Coach of the Year
1992-93	Michigan	31	5	.861	15	3	.833	NCAA Runner-Up
1993-94	Michigan	24	8	.750	13	5	.722	NCAA Regional Finalist
1994-95	Michigan	17	14	.548	11	7	.611	NCAA First Round
1995-96	Michigan	20	12	.625	10	8	.556	NCAA First Round
1996-97	Michigan	24	11	.686	9	9	.500	NIT Champions
Eight Full Seasons at UM		184	82	.691	88	56	.611	7 NCAA Tournaments, 9 Postseason Appearances
Year	School	W	L	Pct.	W	L	Pct.	Postseason/Honors
1999-00	San Diego State	5	23	.179	0	14	.000	
2000-01	San Diego State	14	14	.500	4	10	.286	8th-most improved team in the country (Sagarin Ratings)
2001-02	San Diego State	21	12	.636	7	7	.500	NCAA First Round; Aztecs' first NCAA trip since 1985
2002-03	San Diego State	9	4	.667				
Four Seasons at SDSU		49	53	.480	11	31	.262	Improved record each of the last three seasons
		W	L	Pct.	W	L	Pct.	Postseason/Honors
12th-Full Season Career		233	135	.633	99	88	.529	8 NCAA Tournaments, 10 Postseason Appearances

Season/Career Highs**Points**

Season	13 at Portland, 11-27-02
Career	13 at Portland, 11-27-02

Rebounds

Season	7 vs. IPFW, 12-30-02
Career	7 vs. IPFW, 12-30-02

Assists

Season	5 at Cal Poly, 11-30-02
Career	5 at Cal Poly, 11-30-02

Field Goals

Season	4 at Portland, 11-27-02
Career	4 at Portland, 11-27-02 4 vs. UCSD, 11-27-01

Field Goals Attempted

Season	9 at Houston, 12-21-02 9 at Cal Poly, 11-30-02
Career	9 at Houston, 12-21-02 9 at Cal Poly, 11-30-02

Three-Point Field Goals

Season	2 vs. IPFW, 12-30-02 2 vs. UC San Diego, 12-2-02 2 at Portland, 11-27-02
Career	2 - five times

Three-Point Field Goals Attempted

Season	6 vs. UC San Diego, 12-2-02 6 at Portland, 11-27-02
Career	6 vs. UC San Diego, 12-2-02 6 at Portland, 11-27-02

Free Throws

Season	3 vs. Loyola Marymount, 1-3-03 3 at Portland, 11-27-02
Career	3 vs. Loyola Marymount, 1-3-03 3 at Portland, 11-27-02

Free Throws Attempted

Season	4 vs. Loyola Marymount, 1-3-03
Career	4 vs. Loyola Marymount, 1-3-03

Steals

Season	2 vs. IPFW, 12-30-02 2 vs. Florida Atlantic, 12-28-02 2 vs. Arizona, 12-7-02
Career	3 at NMSU, 11-24-01

Blocked Shots

Season	none
Career	1 - four times

Minutes Played

Season	26 at Houston, 12-28-02
Career	26 at Houston, 12-28-02

**O • TOMMY JOHNSON**

Guard • 6-4 • 185 • So.-1L

Los Angeles, Calif. (Crenshaw High)

Missed his first game of the season on Wednesday against San Diego (3-8-03) because he arrived late to the arena... Prior to that, Johnson has started the last six games at the wing position... They represent the first six starts of his career... Already set career bests this season in points, rebounds, assists and minutes played... Scored at least four points in all 12 games this season... In 12 games he has already produced far more statistically than in his entire freshman campaign (this season vs. last season: points: 77-31, rebounds: 36-18, assists: 28-7, minutes played: 235-120)... Made a three-point field goal in four of the last five games... Pulled down a career-high seven rebounds and added eight points in 18 minutes against IPFW (12-30-02)... Connected on 11-of-15 (73.3 percent) free-throw attempts this season after hitting 1-of-4 all of last season... Contributed two three-pointers to SDSU's record-setting barrage of 16 treys against UCSD (12-2-02)... Has the uncanny ability to make the big play at the big moment... Last season, he got a key offensive rebound and subsequent lay-in late in the second half as the Aztecs went on to defeat NCAA Tournament-bound Hawai'i (12-14-01)... Started his first career game against Hawai'i (12-14-02)... Played 21 minutes against the Rainbow Warriors scoring six points... Made the most of his opportunity against top-ranked Arizona by scoring five points and adding four assists in 17 minutes of action.

2002-03 Game-By-Game Statistics

Date	Opponent	S	MP	FG-FGA	3FG-FGA	FT-FTA	REB	PF	A	TO	BK	S	TP
N.23	Eastern Washington		17	3-5	0-1	1-2	0-0-0	2	4	1	0	0	7
N.27	at Portland		19	4-8	2-6	3-3	0-5-5	4	3	3	0	0	13
N.30	at Cal Poly		25	1-9	0-3	2-2	1-3-4	1	5	3	0	0	4
D.2	UC San Diego		17	2-8	2-6	0-0	1-1-2	0	1	1	0	0	6
D.7	Arizona		17	2-6	0-3	1-2	0-1-1	3	4	2	0	2	5
D.10	at Long Beach State		13	1-3	1-3	1-2	0-4-4	0	0	3	0	0	4
D.14	Hawai'i	S	21	3-5	0-1	0-0	0-0-0	4	0	0	0	1	6
D.21	at Houston	S	26	3-9	1-4	0-0	3-2-5	1	1	1	0	1	7
D.28	Florida Atlantic	S	23	3-8	1-4	0-0	1-1-2	4	3	0	0	2	7
D.30	IPFW	S	18	3-6	2-4	0-0	1-6-7	3	1	4	0	2	8
J.3	Loyola Marymount	S	20	1-8	0-3	3-4	1-3-4	1	3	0	0	0	5
J.6	Texas Tech	S	19	2-6	1-4	0-0	1-1-2	2	3	3	0	1	5
J.8	San Diego	S	19	2-6	1-4	0-0	1-1-2	2	3	3	0	1	5
J.11	at Air Force*						DNP-CD						
J.18	Utah*												
J.20	Brigham Young*												
J.25	at New Mexico*												
F.1	Colorado State*												
F.3	Wyoming*												
F.11	UNLV*												
F.15	at Utah*												
F.17	at Brigham Young*												
F.22	Air Force*												
F.24	New Mexico*												
M.1	at Wyoming*												
M.3	at Colorado State*												
M.8	at UNLV*												

* - Indicates Mountain West Conference game. S - Indicates started game.

► Johnson Career Statistics

Year	G-GS	Min.-Avg.	FG-FGA	Pct.	3P-3PA	Pct.	FT-FTA	Pct.	OR	DR	Reb	Avg.	PF-D	AT	TO	BS	ST	Pts.	Avg.
01-02	20-0	120-6.0	12-33	.364	6-18	.333	1-4	.250	5	13	18	0.9	21-0	7	4	4	4	31	1.5
02-03	12-6	235-19.6	28-81	.346	10-42	.238	11-15	.733	9	27	36	3.0	25-0	28	21	0	9	77	6.4
Totals	32-6	355-11.1	40-114	.351	16-60	.267	12-19	.632	14	40	54	1.7	46-0	35	25	4	13	108	3.4

Season/Career Highs**Points**

Season	16 vs. Arizona, 12-7-02
Career	20 vs. Oklahoma State, 12-30-00

Rebounds

Season	7 at Cal Poly, 11-30-02
Career	7 at Cal Poly, 11-30-02

Assists

Season	8 vs. Arizona, 12-7-02
	8 vs. UC San Diego, 12-2-02
Career	11 vs. Wyoming, 3-1-01
	11 vs. CS Sacramento, 12-2-00

Field Goals

Season	6 vs. Arizona, 12-7-02
Career	6 vs. Arizona, 12-7-02
	6 vs. Oklahoma State, 12-30-00

Field Goals Attempted

Season	9 vs. Arizona, 12-7-02
	9 at Cal Poly, 11-30-02
	9 at Portland, 11-27-02
Career	14 at UC Santa Barbara, 12-6-00

Three-Point Field Goals

Season	3 at Portland, 11-27-02
Career	4 vs. Brigham Young, 2-11-02
	4 vs. Oklahoma State, 12-30-00

Three-Point Field Goals Attempted

Season	6 at Portland, 11-27-02
	6 vs. Eastern Wash., 11-23-02
Career	8 at UC Santa Barbara, 12-6-00

Free Throws

Season	5 at Portland, 11-27-02
Career	5 - four times

Free Throws Attempted

Season	7 at Portland, 11-27-02
Career	8 - three times

Steals


Season	3 vs. Florida Atlantic, 12-28-02
	3 at Houston, 12-21-02
	3 vs. Hawai'i, 12-14-02
	3 at Cal Poly, 11-30-02
Career	4 - four times

Blocked Shots

Season	none
Career	1 - five times

Minutes Played

Season	37 vs. Arizona, 12-7-02
	37 at Cal Poly, 12-2-02
	37 at Portland, 11-27-02
Career	43 at UC Santa Barbara, 12-6-00



1 • DEANDRE MOORE

Guard • 5-10 • 191 • Sr.-2L

Compton, Calif. (Compton High/Vanderbilt Univ.)

MWC Rankings: 2nd in assists, 5th in steals, 6th in assist-to-turnover ratio, 12th in three-point field goal percentage, 14th in three-point field goals made. Despite being listed as questionable due to a sprained foot, he started and played 23 minutes against San Diego (1-8-03) on Wednesday... It was the 100th game of his career... Played 35 or more minutes in five of the first seven games this season after failing to play more than 35 minutes in any contest last season... Averaging 31.0 minutes per contest, but has played less than 30 minutes in four of the last six due to Aztec blowouts and in the USD game due to the injury... Already scored 106 points this season after tallying 119 all of last season when he averaged 3.6 ppg... Dished out seven assists against

IPFW marking the fourth time this season he has had seven or more assists in a game this season... Made a three-point field goal in the first eight games of the season and is 17-of-43 from three-point range this season (39.5 percent)... Has recorded 11 steals in the last seven games... Needs three more steals to enter the school's all-time top 10 list... Led San Diego State in scoring for just the second time in his career, posting a season-best 16 points and adding a game-high eight assists against top-ranked Arizona (12-7-02)... Won the head-to-head battle with preseason All-American choice Jason Gardner (1-10 FGs, nine points, six assists) in that contest... Pulled down a career-high seven rebounds in the game at Cal Poly (11-30-02)... In ninth place on the school's all-time 3FG chart (currently has 60 in his SDSU career) and seventh on the SDSU career assist chart (280)... Recorded his 300th career assist and his 100th career steal earlier this season... Since the beginning of the 2001-02 season, San Diego State is 12-6 in games when he plays 30 minutes or more and SDSU is 15-7 when he makes a three-point field goal... Worked incredibly hard during the off-season resulting in a stronger, leaner, more efficient point guard... Lost 16 pounds over the summer and begins a season healthy for the first time in his San Diego State career (separated shoulder his sophomore season and shin splints his junior season).

SDSU Most Assists/Career

Pl.	Name, Years	Assists	To Tie
1.	Tony Gwynn, 1978-81	590	
2.	Chad Nelson, 1994-97	412	
3.	Mark Delsman, 1974-77	376	
4.	Anthony Watson, 1983-86	356	
5.	Keith Smith, 1982-83	349	
6.	Dean Decker, 1977-78	307	27
7.	Deandre Moore, 2001-02	280	
8.	Ray Leary, 1974-75-76	279	

2002-03 Game-By-Game Statistics

Date	Opponent	S	MP	FG-FGA	3FG-FGA	FT-FTA	REB	PF	A	TO	BK	S	TP
N.23	Eastern Washington	S	36	3-8	2-6	0-0	1-3-4	5	4	6	0	1	8
N.27	at Portland	S	37	3-9	3-6	5-7	2-4-6	3	7	9	0	1	14
N.30	at Cal Poly	S	37	4-9	1-3	1-3	2-5-7	4	6	2	0	3	10
D.2	UC San Diego	S	27	4-7	3-5	0-0	0-1-1	2	8	2	0	1	11
D.7	Arizona	S	37	6-9	2-3	2-2	1-2-3	4	8	4	0	1	16
D.10	at Long Beach State	S	35	2-5	1-2	0-0	0-2-2	3	3	1	0	2	5
D.14	Hawai'i	S	32	2-4	1-1	2-2	0-1-1	2	5	2	0	3	7
D.21	at Houston	S	28	2-4	2-4	4-6	1-1-2	3	1	1	0	3	10
D.28	Florida Atlantic	S	23	2-7	0-3	1-2	0-2-2	2	5	3	0	3	5
D.30	IPFW	S	26	3-5	0-2	0-0	0-4-4	1	7	3	0	0	6
J.3	Loyola Marymount	S	30	1-6	0-3	0-0	0-2-2	4	3	2	0	1	2
J.6	Texas Tech	S	32	3-7	2-4	0-0	0-3-3	1	2	5	0	1	8
J.8	San Diego	S	23	1-3	0-1	2-2	2-0-2	3	4	2	0	0	4
J.11	at Air Force*												
J.18	Utah*												
J.20	Brigham Young*												
J.25	at New Mexico*												
F.1	Colorado State*												
F.3	Wyoming*												
F.11	UNLV*												
F.15	at Utah*												
F.17	at Brigham Young*												
F.22	Air Force*												
F.24	New Mexico*												
M.1	at Wyoming*												
M.3	at Colorado State*												
M.8	at UNLV*												

* - Indicates Mountain West Conference game. S - Indicates started game.

► Moore Career Statistics

Year	G-GS	Min.-Avg.	FG-FGA	Pct.	3P-3PA	Pct.	FT-FTA	Pct.	OR	DR	Reb	Avg.	PF-D	AT	TO	BS	ST	Pts	Avg.
98-99	29-9	546-18.8	29-77	.377	13-42	.310	26-47	.553	11	39	50	1.7	50-0	78	45	1	24	97	3.3
00-01	25-24	732-29.3	52-138	.377	20-73	.274	45-70	.643	14	70	84	3.4	60-2	124	56	2	38	169	6.8
01-02	33-19	831-25.2	38-91	.418	23-59	.390	20-41	.488	11	51	62	1.9	84-3	93	45	2	33	119	3.6
02-03	13-13	403-31.0	36-83	.434	17-43	.395	17-24	.708	9	30	39	3.0	37-1	63	42	0	20	106	8.2
Totals	100-65	2512-25.1	155-389	.398	73-217	.336	108-182	.593	45	190	235	2.4	231-6	358	188	5	115	491	4.9

Season/Career Highs

Points

Season	29 vs. Loyola Marymount, 1-3-03
Career	33 vs. Houston, 1-29-02

Rebounds

Season	8 at Portland, 11-27-02
Career	8 - four times

Assists

Season	8 vs. San Diego, 1-8-03
	8 vs. Florida Atlantic, 12-21-02
Career	9 vs. Norfolk State, 11-21-01

Field Goals

Season	11 vs. Loyola Marymount, 1-3-03
Career	12 vs. Houston, 1-29-02

Field Goals Attempted

Season	21 vs. Arizona, 12-7-02
Career	21 vs. Arizona, 12-7-02

Three-Point Field Goals

Season	4 vs. UC San Diego, 12-2-02
Career	4 vs. UC San Diego, 12-2-02
	4 vs. Norfolk State, 11-21-01

Three-Point Field Goals Attempted

Season	7 vs. UC San Diego, 12-2-02
Career	9 vs. Notre Dame, 1-16-00

Free Throws

Season	7 vs. Loyola Marymount, 1-3-03
	7 at Cal Poly, 11-30-02
Career	8 vs. Northern Iowa, 11-16-01

Free Throws Attempted

Season	14 vs. San Diego, 1-8-03
Career	14 vs. San Diego, 1-8-03

Steals

Season	3 at Houston, 12-21-02
Career	4 at Wyoming, 2-18-02
	4 at Providence, 2-5-00

Blocked Shots

Season	2 at Cal Poly, 11-30-02
Career	3 vs. Wyoming, 1-21-02

Minutes Played

Season	39 vs. Eastern Wash., 11-23-02
Career	43 vs. Wyoming, 1-21-02



4 • TONY BLAND

Guard • 6-5 • 201 • Sr.-1L

Los Angeles, Calif. (Westchester High/Syracuse Univ.)

MWC Rankings: 2nd in assist-to-turnover ratio, 4th in assists, 5th in scoring, 13th in steals, 20th in rebounding. Co-captain of the 2002-03 Aztecs... Each of his first three collegiate seasons has resulted in a 20-win season and a trip to the NCAA tournament... Became the first player in Mountain West Conference history last season to rank in the league's top 10 in scoring and assists and the top 20 in rebounding in the same season... Had a great all-around game with 17 points, eight assists and six rebounds in the victory over USD (1-8-03)... Scored a season high 29 points on 11-of-18 shooting against Loyola Marymount (1-3-03)... Scored his 1,000th career point against Florida Atlantic (12-28-02)... In that same game against the Owls, he recorded his 250th career assist... Now has 1,075 career points, 719 have come while a member of the Aztecs... Started 45 of 46 games

on the Mesa since transferring from Syracuse (lone non-start was senior night last season when coach Fisher started the five seniors)... Has 32 assists in his last six games (5.3 apg)... Team rankings: first in minutes (426), second in scoring (15.4), assists (4.0) and third on the squad in rebounds (48 total)... Singled out by coach Fisher for his defensive play in the Aztecs victories at Long Beach State (12-10-02) and vs. Hawai'i (12-14-02)... Made 42 of his last 90 FGs (46.7 percent) after connecting on just 30 of his first 83 (36.1 percent)... Hit a trey in his final attempt against USD (1-8-03) to snap an 0-for-13 from three-point range in the last five-plus games after making 11 of his first 26 attempts (42.3 percent) from three-point range... Has a steal in six of the last seven games.

SDSU Most Three-Point FGs/Career

Pl.	Name, Years	3FGs	To Tie
1.	Tony Ross, 1987-89	270	
2.	Jason Richey, 1997-98	136	
3.	Chad Nelson, 1994-97	122	
4.	Michael Best, 1989-90	107	
5.	Al Faux, 2001-02	106	
6.	David Abramowitz, 1999-01	98	
7.	Berry Randle, 1993-96	76	
8.	Matt Watts, 1989-99	65	5/24
9.	Deandre Moore, 2001-03	60	--/19
10.	Chris Walters, 1993-94	56	15
11.	Josko Visnjic, 1998	55	14
nr.	Tony Bland, 2002-03	41	

2002-03 Game-By-Game Statistics

Date	Opponent	S	MP	FG-FGA	3FG-FGA	FT-FTA	REB	PF	A	TO	BK	S	TP
N.23	Eastern Washington	S	39	5-17	0-5	6-7	2-3-5	1	2	1	0	0	16
N.27	at Portland	S	33	5-12	1-3	4-6	4-4-8	5	5	2	0	1	15
N.30	at Cal Poly	S	35	6-16	2-3	7-8	2-4-6	0	1	0	2	0	21
D.2	UC San Diego	S	27	7-17	4-7	0-0	1-2-3	1	6	0	0	1	18
D.7	Arizona	S	34	7-21	2-6	0-0	2-2-4	1	1	1	0	2	16
D.10	at Long Beach State	S	35	5-10	1-1	0-2	1-1-2	1	4	2	0	0	11
D.14	Hawai'i	S	35	6-8	1-1	6-9	0-2-2	1	1	4	0	1	19
D.21	at Houston	S	32	2-9	0-4	3-5	1-3-4	0	6	3	0	3	7
D.28	Florida Atlantic	S	30	3-7	0-2	3-8	1-4-5	1	8	2	0	2	9
D.30	IPFW	S	24	4-11	0-2	1-2	0-0-0	0	4	0	1	2	9
J.3	Loyola Marymount	S	37	11-18	0-1	7-8	0-0-0	1	3	1	1	1	29
J.6	Texas Tech	S	27	6-14	0-3	1-4	1-2-3	3	3	4	0	1	13
J.8	San Diego	S	38	5-13	1-2	6-14	0-6-6	0	8	5	1	0	17
J.11	at Air Force*												
J.18	Utah*												
J.20	Brigham Young*												
J.25	at New Mexico*												
F.1	Colorado State*												
F.3	Wyoming*												
F.11	UNLV*												
F.15	at Utah*												
F.17	at Brigham Young*												
F.22	Air Force*												
F.24	New Mexico*												
M.1	at Wyoming*												
M.3	at Colorado State*												
M.8	at UNLV*												

* - Indicates Mountain West Conference game. S - Indicates started game.

► Bland Career Statistics

Year	G-GS	Min.-Avg.	FG-FGA	Pct.	3P-3PA	Pct.	FT-FTA	Pct.	OR	DR	Reb	Avg.	PF-D	AT	TO	BS	ST	Pts	Avg.
98-99	32-1	502-15.7	53-124	.427	12-40	.300	24-40	.600	13	31	44	1.4	35-1	51	46	8	27	142	4.4
99-00	32-32	669-20.9	86-194	.443	22-70	.314	20-32	.625	16	36	52	1.6	38-1	55	36	10	33	214	6.7
01-02	33-32	1140-34.5	185-416	.445	29-81	.358	120-169	.710	33	98	131	4.0	52-0	112	95	11	34	519	15.7
02-03	13-13	426-32.8	72-173	.416	12-40	.300	44-73	.603	15	33	48	3.7	15-1	52	25	5	14	200	15.4
Totals	110-78	2737-24.9	396-907	.437	75-230	.326	208-314	.662	77	198	275	2.5	140-3	270	202	34	108	1075	9.8

Season/Career Highs**Points**

Season	11 vs. Florida Atlantic, 12-28-02
Career	11 vs. Florida Atlantic, 12-28-02 11 at Oregon State, 2-2-01

Rebounds

Season	6 vs. San Diego, 1-8-03
Career	6 vs. San Diego, 1-8-03

Assists

Season	2 vs. San Diego, 1-8-03 2 vs. IPFW, 12-30-02 2 vs. Hawai'i, 12-14-02
Career	3 vs. Washington State, 2-10-01

Field Goals

Season	4 vs. Florida Atlantic, 12-28-02
Career	4 vs. Florida Atlantic, 12-28-02 4 at Oregon State, 2-2-01

Field Goals Attempted

Season	8 vs. Florida Atlantic, 12-28-02
Career	8 vs. Florida Atlantic, 12-28-02

Three-Point Field Goals

Season	2 vs. Florida Atlantic, 12-28-02 2 at Houston, 12-21-02
Career	3 at Oregon State, 2-2-01

Three-Point Field Goals Attempted

Season	5 vs. Texas Tech, 1-6-03
Career	5 vs. Texas Tech, 1-6-03

Free Throws

Season	2 vs. Hawai'i, 12-14-02
Career	4 vs. Saint Mary's, 12-2-00

Free Throws Attempted

Season	4 vs. Hawai'i, 12-14-02
Career	4 vs. Hawai'i, 12-14-02 4 vs. Saint Mary's, 12-2-00

Steals

Season	2 vs. Texas Tech, 1-6-03
Career	2 vs. Texas Tech, 1-6-03

Blocked Shots

Season	1 vs. San Diego, 1-8-03 1 vs. Texas Tech, 1-6-03 1 vs. Florida Atlantic, 12-28-02 1 vs. Hawai'i, 12-14-02
Career	2 vs. Chaminade, 11-20-00

Minutes Played

Season	22 vs. Texas Tech, 1-6-03
Career	24 vs. Saint Mary's, 12-2-00



5 • TRAVIS HANOUR

Guard • 6-7 • 198 • So.-TR

Laguna Beach, Calif. (Laguna Beach High/ Univ. of Arizona)

Made his first career start on Wednesday against San Diego (1-8-03)... Scored three points and added a career high six rebounds in 20 minutes of action against the Toreros... Returned from a one-game hiatus due to the flu with a strong performance against Texas Tech (1-6-03)... Played a season-high 22 minutes, with five points, two rebounds, two steals, one assist and two blocked shots against the Red Raiders... Missed practice last Wednesday and Thursday and Friday's game against Loyola Marymount (1-3-03) with the flu... Continues to play better and is becoming more efficient as his game experience increases at San Diego State... Missed the first six games of the season due to the NCAA's 4-2-4 transfer rule... In his first three games at San Diego State his playing time increased (16-18-21), his point production increased (4-6-11) and his rebound total increased (2-4-4)... That trend changed slightly in the Aztecs blowout victory against IPFW (12-30-02), when he scored three points, tied a career-high with five rebounds and added two assists in 19 minutes of action... Averages per 40 minutes: 11.0 points, 7.9 rebounds, 2.8 assists and 1.4 blocks... Scored 11 points in 21 minutes of action against Florida Atlantic (12-28-02)... The 11 points tied a career high in 21 minutes... Played 16 minutes in his debut against Hawai'i (12-14-02) and scored four points while adding two rebounds and two assists... As an example of his all-around abilities, Hanour recorded a basket, a rebound, an assist and a blocked shot in his first 100 seconds on the court... Was a projected to be a starter at Arizona last season before electing to transfer... Reunited with high school teammate Chris Manker after competing against him in the Pac-10 while at Arizona and Manker was at Oregon State.

2002-03 Game-By-Game Statistics

Date	Opponent	S	MP	FG-FGA	3FG-FGA	FT-FTA	REB	PF	A	TO	BK	S	TP
N.23	Eastern Washington			DNP (NCAA 4-2-4 Transfer Rule)									
N.27	at Portland			DNP (NCAA 4-2-4 Transfer Rule)									
N.30	at Cal Poly			DNP (NCAA 4-2-4 Transfer Rule)									
D.2	UC San Diego			DNP (NCAA 4-2-4 Transfer Rule)									
D.7	Arizona			DNP (NCAA 4-2-4 Transfer Rule)									
D.10	at Long Beach State			DNP (NCAA 4-2-4 Transfer Rule)									
D.14	Hawai'i		16	1-4	0-2	2-4	0-2-2	3	2	2	1	0	4
D.21	at Houston		18	2-6	2-4	0-1	1-3-4	1	1	1	0	0	6
D.28	Florida Atlantic		21	4-8	2-4	1-2	1-3-4	1	0	1	1	0	11
D.30	IPFW		19	1-3	1-3	0-0	2-3-5	1	2	2	0	0	3
J.3	Loyola Marymount					DNP-Inj.							
J.6	Texas Tech		22	2-7	1-5	0-0	0-2-2	2	1	2	1	2	5
J.8	San Diego	S	20	1-5	1-4	0-0	1-5-6	2	2	1	1	0	3
J.11	at Air Force*												
J.18	Utah*												
J.20	Brigham Young*												
J.25	at New Mexico*												
F.1	Colorado State*												
F.3	Wyoming*												
F.11	UNLV*												
F.15	at Utah*												
F.17	at Brigham Young*												
F.22	Air Force*												
F.24	New Mexico*												
M.1	at Wyoming*												
M.3	at Colorado State*												
M.8	at UNLV*												

* - Indicates Mountain West Conference game. S - Indicates started game.

► Hanour Career Statistics

Year	G-GS	Min.-Avg.	FG-FGA	Pct.	3P-3PA	Pct.	FT-FTA	Pct.	OR	DR	Reb	Avg.	PF-D	AT	TO	BS	ST	Pts.	Avg.
00-01	20-0	175-8.8	19-56	.339	5-27	.185	18-20	.900	5	23	28	1.4	9-0	12	17	3	5	61	3.1
02-03	6-1	116-19.3	11-33	.333	7-22	.318	3-7	.429	5	18	23	3.8	10-0	8	9	4	2	32	5.3
Totals	26-1	291-11.2	30-89	.337	12-49	.245	21-27	.778	10	41	51	2.0	19-0	20	26	7	7	93	3.6

Season/Career Highs**Points**

Career 18 vs. UC San Diego, 12-2-02
18 at Portland, 11-27-02

Rebounds

Career 4 vs. San Diego, 1-8-03
4 vs. UC San Diego, 12-2-02
4 at Portland, 11-27-02

Assists

Career 2 vs. San Diego, 1-8-03
2 vs. IPFW, 12-30-02
2 at Long Beach State, 12-10-02
2 at Portland, 11-27-02

Field Goals

Career 6 vs. UC San Diego, 12-2-02

Field Goals Attempted

Career 12 at Portland, 11-27-02

Three-Point Field Goals

Career 6 vs. UC San Diego, 12-2-02

Three-Point Field Goals Attempted

Career 10 vs. UC San Diego, 12-2-02

Free Throws

Career 4 at Portland, 11-27-02

Free Throws Attempted

Career 4 at Portland, 11-27-02

Steals

Career 2 vs. IPFW, 12-30-02

Blocked Shots

Career none

Minutes Played

Career 31 at Portland, 11-27-02



11 • STEVE SIR

Guard • 6-6 • 201 • Fr.-RS

Minnetonka, Minn. (Cretin Derham Hall High)

MWC Rankings: 5th in three-point field goals made, 10th in three-point field goal percentage.

Although his college career has consisted of just 12 games, his shooting skills are already the stuff of legend... A redshirt freshman, Sir's shooting skills reached near legendary status last season through his practice shooting... At the first team workout this season he connected on 99-of-100 free throws... Last month, he capped a two-and-a-half hour practice by making 23 consecutive three-point field goals (he had to make 10 straight to keep the team from running)... He capped another practice last month by making 42 straight free throws... Before the season started, Sir tried to make 300 three-pointers outside of practice... Regularly the first person on the court and nearly always is the last one to leave... Had a great game Wednesday against USD (1-8-03) when he connected on 3-of-6 three-point attempts en route to a nine-point, career-high tying four rebound and career-high tying two assist performance in 19 minutes of action... Made seven of his last 15 three-point field goals (46.7 percent) in his last four games... Broke out of a two-game shooting slump by connecting on 2-of-5 three-point field goals for six points in 18 minutes against IPFW (12-30-02)... Added two assists and two rebounds in that contest and his 18 minutes played were the most since playing 18 against top-ranked Arizona... Had connected on just 1-of-9 field goal attempts - all from three-point range in his two games prior to IPFW... Made multiple treys in the first five games of the season and eight times this season... Has at least one three-point field goal in 10 of 13 games this season... Has connected on 26-of-65 three-point field goals (40.0 percent) and on nine of his 10 free-throw attempts this season... 26 of his 29 made field goals and 65 of his 73 attempts are from behind the arc... Has committed just 12 turnovers in 212 minutes of action and is averaging one foul per 17.7 minutes of court time... Has a three-point field goal-to-turnover ratio of 2.2-to-1... Averaging 17.5 points per 40 minutes.

SDSU Most 3-Point FGs/Season

Pl.	Name, Years	3FGs	To Tie
1.	Tony Ross, 1986-87	103	
2.	Tony Ross, 1987-88	100	
3.	Jason Richey, 1997-98	72	
4.	Al Faux, 2001-02	66	
	Tony Ross, 1988-89	66	
6.	Jason Richey, 1996-97	64	
7.	Michael Best, 1989-90	56	
8.	Josko Visnjvic, 1997-98	55	29
9.	Michael Best, 1988-89	51	25
10.	Derric Croft, 1993-94	49	23
nr.	Steve Sir, 2002-03	26	

2002-03 Game-By-Game Statistics

Date	Opponent	S	MP	FG-FGA	3FG-FGA	FT-FTA	REB	PF	A	TO	BK	S	TP
N.23	Eastern Washington	S	21	2-8	2-6	3-3	1-0-1	0	1	2	0	1	9
N.27	at Portland	S	31	5-12	4-9	4-4	0-4-4	3	2	0	0	0	18
N.30	at Cal Poly	S	18	3-6	3-6	0-0	0-0-0	2	1	1	0	0	9
D.2	UC San Diego	S	25	6-10	6-10	0-0	1-3-4	0	1	3	0	0	18
D.7	Arizona	S	18	2-7	2-7	0-0	0-1-1	1	0	1	0	1	6
D.10	at Long Beach State	S	12	1-4	0-2	0-0	0-1-1	0	2	3	0	0	2
D.14	Hawai'i		9	2-2	1-1	0-0	0-1-1	1	1	0	0	1	5
D.21	at Houston		11	1-6	1-6	0-0	0-1-1	1	1	0	0	0	3
D.28	Florida Atlantic		10	0-3	0-3	0-0	0-1-1	1	1	0	0	0	0
D.30	IPFW		18	2-5	2-5	0-0	0-2-2	0	2	1	0	2	6
J.3	Loyola Marymount		8	0-1	0-1	2-2	0-0-0	0	1	0	0	0	2
J.6	Texas Tech		12	2-3	2-3	0-0	0-0-0	0	1	1	0	0	6
J.8	San Diego		19	3-6	3-6	0-1	0-4-4	3	2	0	0	0	9
J.11	at Air Force*												
J.18	Utah*												
J.20	Brigham Young*												
J.25	at New Mexico*												
F.1	Colorado State*												
F.3	Wyoming*												
F.11	UNLV*												
F.15	at Utah*												
F.17	at Brigham Young*												
F.22	Air Force*												
F.24	New Mexico*												
M.1	at Wyoming*												
M.3	at Colorado State*												
M.8	at UNLV*												

* - Indicates Mountain West Conference game. S - Indicates started game.

► Sir Career Statistics

Year	G-GS	Min.-Avg.	FG-FGA	Pct.	3P-3PA	Pct.	FT-FTA	Pct.	OR	DR	Reb	Avg.	PF-D	AT	TO	BS	ST	Pts. Avg.
02-03	13-6	212-16.3	29-73	.397	26-65	.400	9-10	.900	2	18	20	1.5	12-0	16	12	0	5	93 7.2

Season/Career Highs**Points**

Career 8 vs. Florida Atlantic, 12-28-02

Rebounds

Career 5 vs. UC San Diego, 12-2-02

AssistsCareer 2 vs. Loyola Marymount, 1-3-03
2 vs. UC San Diego, 12-2-02**Field Goals**

Career 2 vs. Florida Atlantic, 12-28-02

Field Goals Attempted

Career 4 vs. Florida Atlantic, 12-28-02

Three-Point Field Goals

Career 2 vs. Florida Atlantic, 12-28-02

Three-Point Field Goals Attempted

Career 4 vs. Florida Atlantic, 12-28-02

Free Throws


Career 2 vs. Florida Atlantic, 12-28-02

Free Throws AttemptedCareer 2 vs. San Diego, 1-8-03
2 vs. Florida Atlantic, 12-28-02**Steals**Career 1 vs. Loyola Marymount, 1-3-03
1 at Long Beach State, 12-10-02
1 at Cal Poly, 11-30-02
1 vs. Eastern Wash., 11-23-02**Blocked Shots**

Career none

Minutes Played

Career 16 vs. Loyola Marymount, 1-3-03



15 • JOHN SHARPER

Guard • 6-0 • 190 • Fr.-HS

Oakland, Calif. (St. Mary's High)

A walk-on in name only, Sharper has come off the bench to play both guard positions already this season... Recruited originally to back-up Moore at the point guard position, the true freshman has shown the ability to shoot the ball as well as the skill to play the two-guard spot... Played in each of the first four games and in 12 of 13 games total... Has played 11 or more minutes in each of the last four games, including a career high 16 minutes against Loyola Marymount (1-3-03)... Scored a point and added an assist with no turnovers in 13 minutes against San Diego (1-8-03)... Had one turnover in the last 51 minutes of action covering four games... Has played in eight games in which he has not turned the ball over... 15 of his 17 field goal attempts this season are from three-point range, connecting on seven - all three-pointers... He scored three points, added three rebounds, two assists and did not commit a turnover against the Lions... Had three points, two rebounds and one assist in 11 minutes against IPFW (12-30-02)... Connected on 2-of-4 attempts from three-point range in eight minutes of action against Florida Atlantic (12-28-02)... Contributed a three-pointer - his first career points - to SDSU's school-record barrage of 16 treys against UCSD (12-2-02)... Made a three in four of the last five games and in six of the last nine games in which he has played... Contributed valuable minutes early on when the Aztec bench was short... Just five turnovers in 105 minutes this season, one turnover every 21.0 minutes.

2002-03 Game-By-Game Statistics

Date	Opponent	S	MP	FG-FGA	3FG-FGA	FT-FTA	REB	PF	A	TO	BK	S	TP
N.23	Eastern Washington		6	0-0	0-0	0-1	0-0-0	2	0	0	0	1	0
N.27	at Portland		6	0-0	0-0	0-0	0-2-2	1	0	1	0	0	0
N.30	at Cal Poly		6	0-0	0-0	0-0	0-0-0	0	1	0	0	1	0
D.2	UC San Diego		12	1-3	1-3	0-0	0-5-5	1	2	1	0	0	3
D.7	Arizona						Did Not Play - CD						
D.10	at Long Beach State		9	1-2	1-2	0-0	0-0-0	1	0	0	0	1	3
D.14	Hawai'i		1	0-0	0-0	0-0	0-0-0	0	0	0	0	0	0
D.21	at Houston		5	0-0	0-0	0-0	0-0-0	0	0	0	0	0	0
D.28	Florida Atlantic		9	2-4	2-4	2-2	0-0-0	0	0	2	0	0	8
D.30	IPFW		11	1-2	1-2	0-0	1-1-2	2	1	0	0	0	3
J.3	Loyola Marymount		16	1-3	1-2	0-0	2-1-3	1	2	0	0	1	3
J.6	Texas Tech		11	1-2	1-1	0-0	0-1-1	1	0	1	0	0	3
J.8	San Diego		13	0-1	0-1	1-2	0-0-0	1	1	0	0	0	1
J.11	at Air Force*												
J.18	Utah*												
J.20	Brigham Young*												
J.25	at New Mexico*												
F.1	Colorado State*												
F.3	Wyoming*												
F.11	UNLV*												
F.15	at Utah*												
F.17	at Brigham Young*												
F.22	Air Force*												
F.24	New Mexico*												
M.1	at Wyoming*												
M.3	at Colorado State*												
M.8	at UNLV*												

* - Indicates Mountain West Conference game. S - Indicates started game.

► Sharper Career Statistics

Year	G-GS	Min.-Avg.	FG-FGA	Pct.	3P-3PA	Pct.	FT-FTA	Pct.	OR	DR	Reb	Avg.	PF-D	AT	TO	BS	ST	Pts.	Avg.
02-03	12-0	105-8.8	7-17	.412	7-15	.467	3-5	.600	3	10	13	1.1	10-0	7	5	0	4	24	2.0

Season/Career Highs**Points**

Career 6 vs. UC San Diego, 12-2-02

ReboundsCareer 3 at Cal Poly, 11-30-02
3 at Portland, 11-27-02**Assists**

Career 1 vs. Texas Tech, 1-6-03

Field Goals

Career 3 vs. UC San Diego, 12-2-02

Field Goals Attempted

Career 3 vs. UC San Diego, 12-2-02

Three-Point Field Goals

Career none

Three-Point Field Goals Attempted

Career none

Free ThrowsCareer 1 vs. IPFW, 12-30-02
1 vs. Florida Atlantic, 12-28-02
1 vs. Eastern Wash., 11-23-02**Free Throws Attempted**


Career 3 vs. Florida Atlantic, 12-28-02

StealsCareer 1 at Cal Poly, 11-30-02
1 at Portland, 11-27-02
1 vs. Eastern Wash., 11-23-02**Blocked Shots**

Career none

Minutes Played

Career 19 vs. UC San Diego, 12-2-02



20 • TRIMAINE DAVIS

Forward • 6-7 • 219 • Fr.-RS

Pittsburg, Calif. (Pittsburg High)

Played in 12 of the 13 games this season after sitting out the the San Diego (1-8-03) game... Averaging 9.6 minutes per contest, the third-highest total on the team among freshmen (Steve Sir 212 minutes, Evan Burns 155 minutes, Trimaine Davis 115 minutes)... One of only four post players on the active roster joining Mike Mackell, Aerick Sanders and Chris Manker... Played at least 10 minutes in the first six games of the season and seven time in 12 games... Connected on 11-of-20 attempts from the field in the regular season (55.0 percent) after hitting all 15 of his field goal attempts during the exhibition games... Had three points and a rebound in 16 minutes against IPFW (12-30-02)... Scored three points and had a monster dunk in five minutes of action against Florida Atlantic (12-28-02)... Scored 10 points and pulled down three rebounds in games against UC San Diego and Arizona (30 minutes of action)... Went 3-for-3 from the field and scored six points in 19 minutes against UC San Diego (12-2-02)... Came off the bench to score four points in 11 minutes against top-ranked Arizona (12-7-02)... An enthusiastic player who was the Aztecs' biggest cheerleader on the bench while redshirting last season.

2002-03 Game-By-Game Statistics

Date	Opponent	S	MP	FG-FGA	3FG-FGA	FT-FTA	REB	PF	A	TO	BK	S	TP
N.23	Eastern Washington		12	1-1	0-0	1-2	0-1-1	2	0	0	0	1	3
N.27	at Portland		18	2-3	0-0	0-0	0-3-3	5	0	2	0	1	4
N.30	at Cal Poly		13	0-3	0-0	0-0	1-2-3	3	0	0	0	1	0
D.2	UC San Diego		19	3-3	0-0	0-0	0-2-2	2	0	1	0	0	6
D.7	Arizona		11	2-5	0-0	0-0	1-0-1	3	0	0	0	0	4
D.10	at Long Beach State		10	0-0	0-0	0-0	0-2-2	1	0	0	0	0	0
D.14	Hawai'i		2	0-0	0-0	0-0	0-0-0	0	0	0	0	0	0
D.21	at Houston		2	0-0	0-0	0-0	0-0-0	0	0	0	0	0	0
D.28	Florida Atlantic		5	1-2	0-0	1-3	0-2-2	1	0	0	0	0	3
D.30	IPFW		16	1-2	0-0	1-2	0-1-1	1	0	0	0	0	3
J.3	Loyola Marymount		4	0-0	0-0	0-0	0-0-0	0	0	0	0	0	0
J.6	Texas Tech		3	1-1	0-0	0-0	1-0-1	1	1	0	0	0	2
J.8	San Diego						DNP-CD						
J.11	at Air Force*												
J.18	Utah*												
J.20	Brigham Young*												
J.25	at New Mexico*												
F.1	Colorado State*												
F.3	Wyoming*												
F.11	UNLV*												
F.15	at Utah*												
F.17	at Brigham Young*												
F.22	Air Force*												
F.24	New Mexico*												
M.1	at Wyoming*												
M.3	at Colorado State*												
M.8	at UNLV*												

* - Indicates Mountain West Conference game. S - Indicates started game.

► Davis Career Statistics

Year	G-GS	Min.-Avg.	FG-FGA	Pct.	3P-3PA	Pct.	FT-FTA	Pct.	OR	DR	Reb	Avg.	PF-D	AT	TO	BS	ST	Pts.	Avg.
02-03	12-0	115-9.6	11-20	.550	0-0	.000	3-7	.429	3	13	16	1.3	19-1	1	3	0	3	25	2.1

Season/Career Highs**Points**

Career 21 vs. Florida Atlantic, 12-28-02

Rebounds

Career 10 vs. Loyola Marymount, 1-3-03

Assists

Career 3 vs. Arizona, 12-7-02

Field Goals

Career 7 vs. Florida Atlantic, 12-28-02

Field Goals Attempted

Career 11 vs. Florida Atlantic, 12-28-02

Three-Point Field Goals

Career 1 vs. Arizona, 12-7-02

Three-Point Field Goals Attempted

Career 3 vs. Arizona, 12-7-02

Free Throws

Career 7 vs. Florida Atlantic, 12-28-02

Free Throws Attempted

Career 8 vs. Florida Atlantic, 12-28-02

StealsCareer 4 vs. Loyola Marymount, 1-3-03
4 vs. Florida Atlantic, 12-28-02**Blocked Shots**

Career 3 vs. Loyola Marymount, 1-3-03

Minutes Played

Career 26 vs. San Diego, 1-8-03



21 • EVAN BURNS

Forward • 6-8 • 220 • Fr.-HS

Inglewood, Calif. (Fairfax High)

He is coming of age quickly after the NCAA Initial Eligibility Waiver Committee declared him eligible to play on Dec. 5, two days before the Arizona game (12-7-02)... An ankle sprain in the Texas Tech (1-6-03) game limited his productivity against the Red Raiders... His averages per 40 minutes: 18.8 points, 10.6 rebounds, 2.1 assists, 3.6 steals, 2.3 blocks... Had nine points and seven rebounds in a career-high 26 minutes in his last game against San Diego (1-8-03)... Posted his first career double-double against Loyola Marymount (1-3-03)... Line vs. the Lions: 10 points, career-high 10 rebounds, three blocked shots and four steals in 22 minutes against the Lions... Recorded a blocked shot in his first five games, a streak that was snapped against IPFW. but he bounced back with three blocks against Loyola Marymount (1-3-03)... His four steals against FAU and LMU are the most by an Aztec player this season... What an example of his potential? In the last six games he has played 102 minutes during which he scored 56 points, added 29 rebounds, 10 steals, six blocked shots and four assists... Scored in double figures in three of his last five games... Foul trouble limited his minutes against IPFW (12-30-02)... Scored 10 points on 3-of-5 shooting from the floor and 3-of-3 from the free throw line in 11 minutes of action against the Mastodons... That effort followed the best game of his young career when he scored 21 points on 7-of-11 shooting and added four rebounds and four steals in 18 minutes against Florida Atlantic (12-28-02)... Made likely the most anticipated debut in Aztec basketball history against Arizona... Played 17 minutes and posted seven points, three rebounds and three assists against top-ranked Arizona... Scored his first points on a dunk off a 30-foot alley-oop pass from Deandre Moore in transition... Followed that up with a 10-point, four-rebound performance at Long Beach State (12-10-02)... Was unable to practice with the team until Oct. 30, when the NCAA received the initial eligibility waiver request from San Diego State.

2002-03 Game-By-Game Statistics

Date	Opponent	S	MP	FG-FGA	3FG-FGA	FT-FTA	REB	PF	A	TO	BK	S	TP
N.23	Eastern Washington				DNP-NCAA								
N.27	at Portland				DNP-NCAA								
N.30	at Cal Poly				DNP-NCAA								
D.2	UC San Diego				DNP-NCAA								
D.7	Arizona		17	3-6	1-3	0-0	1-2-3	3	3	2	1	0	7
D.10	at Long Beach State		22	2-9	0-2	6-7	2-2-4	3	1	1	1	2	10
D.14	Hawai'i		14	0-4	0-0	0-0	0-3-3	2	0	1	1	2	0
D.21	at Houston		10	2-4	0-0	0-1	1-3-4	2	2	1	1	0	4
D.28	Florida Atlantic		18	7-11	0-0	7-8	4-0-4	3	0	4	1	4	21
D.30	IPFW		11	3-5	1-2	3-3	1-2-3	4	0	2	0	1	10
J.3	Loyola Marymount		22	5-7	0-1	0-0	5-5-10	4	0	2	3	4	10
J.6	Texas Tech		15	1-1	0-0	0-0	2-1-3	3	2	1	0	0	2
J.8	San Diego		26	3-5	0-0	3-4	2-5-7	3	0	1	1	1	9
J.11	at Air Force*												
J.18	Utah*												
J.20	Brigham Young*												
J.25	at New Mexico*												
F.1	Colorado State*												
F.3	Wyoming*												
F.11	UNLV*												
F.15	at Utah*												
F.17	at Brigham Young*												
F.22	Air Force*												
F.24	New Mexico*												
M.1	at Wyoming*												
M.3	at Colorado State*												
M.8	at UNLV*												

* - Indicates Mountain West Conference game. S - Indicates started game.

► Burns Career Statistics

Year	G-GS	Min.-Avg.	FG-FGA	Pct.	3P-3PA	Pct.	FT-FTA	Pct.	OR	DR	Reb	Avg.	PF-D	AT	TO	BS	ST	Pts.	Avg.
02-03	9-0	155-17.2	26-52	.500	2-8	.250	19-23	.826	18	23	41	4.6	27-0	8	15	9	14	73	8.1

Season/Career Highs**Points**

Season	9 vs. San Diego, 1-8-03
Career	9 vs. San Diego, 1-8-03 9 vs. Wyoming, 12-16-00

Rebounds

Season	5 vs. Arizona, 12-7-02
Career	5 vs. Arizona, 12-7-02 5 at California, 1-13-01 5 vs. Appalachian State, 11-24-00

Assists

Season	2 vs. Arizona, 12-7-02
Career	2 - four times

Field Goals

Season	3 vs. San Diego, 1-8-03 3 at Long Beach State, 12-10-02
Career	3 vs. San Diego, 1-8-03 3 at Long Beach State, 12-10-0 3 vs. Wyoming, 12-16-00

Field Goals Attempted

Season	8 vs. San Diego, 1-8-03
Career	8 vs. San Diego, 1-8-03 8 vs. Wyoming, 12-16-00

Three-Point Field Goals

Season	3 vs. San Diego, 1-8-03
Career	3 vs. San Diego, 1-8-03 3 vs. Wyoming, 12-16-00

Three-Point Field Goals Attempted

Season	7 vs. San Diego, 1-8-03
Career	8 vs. Wyoming, 12-16-00

Free Throws

Season	2 vs. IPFW, 12-30-02
Career	2 vs. IPFW, 12-30-02 2 vs. Eastern Wash., 12-19-00

Free Throws Attempted

Season	6 vs. IPFW, 12-30-02
Career	6 vs. IPFW, 12-30-02

Steals

Season	2 vs. San Diego, 1-8-03
Career	2 vs. San Diego, 1-8-03

Blocked Shots

Season	1 vs. San Diego, 1-8-03 1 vs. Loyola Marymount, 1-3-03 1 vs. IPFW, 12-30-02 1 vs. Arizona, 12-7-02
Career	1 - nine times

Minutes Played

Season	22 vs. San Diego, 1-8-03
Career	31 vs. Wyoming, 12-16-00



22 • CHRIS MANKER

Center • 7-0 • 209 • So.-TR

West Des Moines, Iowa (Laguna Beach (Calif.) High/ Oregon State Univ.)

Played in the last nine games after having to sit out per the NCAA's 4-2-4 transfer rule... Made his first start with the Aztecs and his third career start on Wednesday against San Diego (1-8-03)... Played a season-high 22 minutes against the Toreros with nine points, two rebounds and two steals... Connected on 8-of-20 attempts (40.0 percent) from three-point range... Had 13 minutes against Texas Tech (1-6-03), scoring four points and adding four rebounds against the Red Raiders... Connected on a three-point field goal in eight minutes of action against Loyola Marymount (1-3-03)... Saw 13 minutes of action against IPFW (12-30-02), the most since playing 13 minutes against Arizona... Had five points and four rebounds against the Mastodons... Played in his first contest at SDSU against Arizona (12-7-02) and responded with five points and career-tying highs with five rebounds and two assists in 13 minutes of action... Followed that performance up with an eight-point game at Long Beach State (12-10-02)... In 104 minutes of action this season he has 36 points and 24 rebounds... Connected on his first shot attempt as an Aztec, a three-point field goal from the right wing... Added much needed depth to the post position for San Diego State... Twisted an ankle last month that kept from practicing for two weeks... Started practicing with the team again on Wednesday, Dec. 4, three days before playing against the top-ranked Wildcats... Reunited with high school teammate Travis Hanour after competing against him in the Pac-10 while at Oregon State and Hanour was at Arizona.

2002-03 Game-By-Game Statistics

Date	Opponent	S	MP	FG-FGA	3FG-FGA	FT-FTA	REB	PF	A	TO	BK	S	TP
N.23	Eastern Washington			DNP (NCAA 4-2-4 Transfer Rule)									
N.27	at Portland			DNP (NCAA 4-2-4 Transfer Rule)									
N.30	at Cal Poly			DNP (NCAA 4-2-4 Transfer Rule)									
D.2	UC San Diego			DNP (NCAA 4-2-4 Transfer Rule)									
D.7	Arizona		13	2-5	1-3	0-0	2-3-5	0	2	1	1	0	5
D.10	at Long Beach State		11	3-5	2-3	0-0	2-2-4	2	1	1	0	0	8
D.14	Hawai'i		8	1-4	0-1	0-0	0-2-2	0	0	0	0	0	2
D.21	at Houston		11	0-1	0-0	0-0	1-0-1	1	0	1	0	0	0
D.28	Florida Atlantic		5	0-1	0-1	0-0	0-1-1	0	0	2	0	0	0
D.30	IPFW		13	1-4	1-2	2-6	2-2-4	2	0	3	1	0	5
J.3	Loyola Marymount		8	1-1	1-1	0-0	0-1-1	1	0	0	1	0	3
J.6	Texas Tech		13	2-5	0-2	0-1	2-2-4	2	0	1	0	0	4
J.8	San Diego		22	3-8	3-7	0-0	0-2-2	2	0	1	1	2	9
J.11	at Air Force*												
J.18	Utah*												
J.20	Brigham Young*												
J.25	at New Mexico*												
F.1	Colorado State*												
F.3	Wyoming*												
F.11	UNLV*												
F.15	at Utah*												
F.17	at Brigham Young*												
F.22	Air Force*												
F.24	New Mexico*												
M.1	at Wyoming*												
M.3	at Colorado State*												
M.8	at UNLV*												

* - Indicates Mountain West Conference game. S - Indicates started game.

► Manker Career Statistics

Year	G-GS	Min.-Avg.	FG-FGA	Pct.	3P-3PA	Pct.	FT-FTA	Pct.	OR	DR	Reb	Avg.	PF-D	AT	TO	BS	ST	Pts.	Avg.
00-01	21-3	252-12.0	12-42	.286	6-30	.200	3-5	.600	13	28	41	2.0	29-1	10	15	5	4	33	1.6
02-03	9-1	104-11.6	13-34	.382	8-20	.400	2-7	.286	9	15	24	2.7	10-0	3	10	4	2	36	4.0
Totals	30-4	356-11.9	25-76	.329	14-50	.280	5-12	.417	22	43	65	2.2	39-1	13	25	9	6	66	2.2

Season/Career Highs**Points**

Season	22 at Houston, 12-28-02
Career	22 at Houston, 12-28-02

Rebounds

Season	8 vs. Hawai'i, 12-14-02
	8 vs. Arizona, 12-7-02
	8 vs. UC San Diego, 12-2-02
Career	9 at Air Force, 2-4-02
	9 at Utah, 1-14-02

Assists

Season	3 vs. Florida Atlantic, 12-28-02
Career	3 vs. Florida Atlantic, 12-28-02
	3 vs. Brigham Young, 2-11-02

Field Goals

Season	8 at Cal Poly, 11-30-02
Career	8 at Cal Poly, 11-30-02

Field Goals Attempted

Season	16 vs. Hawai'i, 12-14-02
	16 at Cal Poly, 11-30-02
Career	16 vs. Hawai'i, 12-14-02
	16 at Cal Poly, 11-30-02

Three-Point Field Goals

Season	none
Career	none

Three-Point Field Goals Attempted

Season	none
Career	none

Free Throws

Season	8 vs. Florida Atlantic, 12-28-02
Career	11 at New Mexico, 2-2-02
	11 at Brigham Young, 1-12-02

Free Throws Attempted

Season	12 at Portland, 11-27-02
Career	13 at New Mexico, 2-2-02

Steals


Season	2 vs. IPFW, 12-30-02
	2 vs. Arizona, 12-7-02
	2 at Cal Poly, 11-30-02
Career	3 vs. Air Force, 3-2-02

Blocked Shots

Season	1 vs. Hawai'i, 12-14-02
Career	1 - eight times

Minutes Played

Season	37 at Cal Poly, 11-30-02
Career	37 at Cal Poly, 11-30-02



30 • MIKE MACKELL

Center • 6-9 • 250 • Sr.-1L

Washington, D.C. (Eastern High/Porterville College)

MWC Rankings: 3rd in scoring, 4th in offensive rebounding, 5th in field goal percentage, 12th in rebounding, 14th in free throw percentage. Did not start on Wednesday against San Diego (1-8-03) marking the first time this season he has not been in the starting five... Came off the bench to score 15 points on 6-of-8 shooting from the field in 20 minutes of action... San Diego State's leading scorer at 16.2 points per contest and second in rebounding at 5.1 per game... Scored in double figures in 15 straight games and 26 of his last 32 games... Scored at least 15 points in the first nine games of the season and 10 times in 13 games... Scored 20 or more points in consecutive games for the first time in his career (22 at Houston and 20 vs. Florida Atlantic)... Made 33 of his last 54 field goal attempts (61.1 percent) and 56 of his last 94 field goals (59.6 percent)... Numbers are improved this season in comparison to what was a very successful junior campaign at SDSU... This Year-Last Year: points per game 16.2-10.6, rebounds per game 5.1-4.4, field goal percentage 57.1-52.4, minutes per game 26.7-22.2... Scored a career best 22 points on 9-of-12 shooting from the field in the victory at Houston (12-21-02)... Followed that up with 20 points on 6-of-9 shooting from the floor against Florida Atlantic (12-28-02)... Shot 50 percent or better from the field in 10 of his 13 games this season... Nearly half (31) of his 66 rebounds this season have come on the offensive glass.

2002-03 Game-By-Game Statistics

Date	Opponent	S	MP	FG-FGA	3FG-FGA	FT-FTA	REB	PF	A	TO	BK	S	TP
N.23	Eastern Washington	S	28	7-11	0-0	5-6	3-3-6	5	0	1	0	0	19
N.27	at Portland	S	28	5-12	0-0	7-12	3-4-7	5	2	3	0	1	17
N.30	at Cal Poly	S	37	8-16	0-0	5-9	4-3-7	1	1	3	0	2	21
D.2	UC San Diego	S	27	5-7	0-0	5-8	4-4-8	0	1	2	0	0	15
D.7	Arizona	S	24	6-7	0-0	3-5	4-4-8	5	0	4	0	2	15
D.10	at Long Beach State	S	29	6-10	0-0	5-5	2-4-6	5	0	6	0	0	17
D.14	Hawai'i	S	31	6-16	0-0	3-4	2-6-8	2	1	2	1	1	15
D.21	at Houston	S	27	9-13	0-0	4-4	3-0-3	2	0	4	0	0	22
D.28	Florida Atlantic	S	27	6-9	0-0	8-11	2-2-4	1	3	0	0	0	20
D.30	IPFW	S	23	4-7	0-0	3-4	2-2-4	1	0	2	0	2	11
J.3	Loyola Marymount	S	22	3-6	0-0	7-10	0-1-1	2	2	3	0	0	13
J.6	Texas Tech	S	24	5-11	0-0	1-1	2-1-3	3	1	4	0	0	11
J.8	San Diego		20	6-8	0-0	3-5	0-1-1	4	0	3	0	0	15
J.11	at Air Force*												
J.18	Utah*												
J.20	Brigham Young*												
J.25	at New Mexico*												
F.1	Colorado State*												
F.3	Wyoming*												
F.11	UNLV*												
F.15	at Utah*												
F.17	at Brigham Young*												
F.22	Air Force*												
F.24	New Mexico*												
M.1	at Wyoming*												
M.3	at Colorado State*												
M.8	at UNLV*												

* - Indicates Mountain West Conference game. S - Indicates started game.

► Mackell Career Statistics

Year	G-GS	Min.-Avg.	FG-FGA	Pct.	3P-3PA	Pct.	FT-FTA	Pct.	OR	DR	Reb	Avg.	PF-D	AT	TO	BS	ST	Pts.	Avg.
01-02	33-29	734-22.2	129-246	.524	0-0	.000	91-125	.728	72	73	145	4.4	111-9	16	55	7	16	349	10.6
02-03	13-12	347-26.7	76-133	.571	0-0	.000	59-84	.702	31	35	66	5.1	36-4	11	37	1	8	211	16.2
Totals	46-41	1081-23.5	205-379	.541	0-0	.000	150-209	.718	103	108	211	4.6	147-13	27	92	8	24	560	12.2

Season/Career Highs**Points**

Season	3 vs. IPFW, 12-30-02
Career	3 vs. IPFW, 12-30-02 3 vs. Eastern Wash., 12-20-01

Rebounds

Season	none
Career	2 vs. UCSD, 11-27-01

Assists

Season	2 vs. UC San Diego, 12-2-02
Career	2 vs. UC San Diego, 12-2-02

Field Goals

Season	1 vs. Loyola Marymount, 1-3-03 1 vs. IPFW, 12-30-02
Career	1 vs. Loyola Marymount, 1-3-03 1 vs. IPFW, 12-30-02 1 vs. Eastern Wash., 12-20-01

Field Goals Attempted

Season	2 vs. UC San Diego, 12-2-02
Career	4 vs. Eastern Wash., 12-20-01

Three-Point Field Goals

Season	1 vs. IPFW, 12-30-02
Career	1 vs. IPFW, 12-30-02 1 vs. Eastern Wash., 12-20-01

Three-Point Field Goals Attempted

Season	2 vs. UC San Diego, 12-2-02
Career	2 vs. UC San Diego, 12-2-02

Free Throws

Season	none
Career	none

Free Throws Attempted

Season	none
Career	none

Steals

Season	1 vs. UC San Diego, 12-2-02
Career	1 vs. UC San Diego, 12-2-02

Blocked Shots

Season	none
Career	none

Minutes Played

Season	9 vs. UC San Diego, 12-2-02
Career	9 vs. UC San Diego, 12-2-02



32 • BEN WARDROP

Guard • 6-2 • 198 • Jr.-SQ

Anaheim, Calif. (Loara High)

Hard-working walk-on who has already seen action in five games this season... Has scored in each of his last two games for the first time in his career... Converted a breakaway lay-up against Loyola Marymount (1-3-03), marking the first time he has made a two-point shot in his career... Tied a career-high when he sank a three-point field goal against IPFW (12-30-02)... Played a career-high nine minutes dishing out a personal best two assists against UC San Diego (12-2-02)... Fan favorite for his work ethic, as he is known to work out after practice... Scored the first points of collegiate career on a three-pointer against Eastern Washington last season.

2002-03 Game-By-Game Statistics

Date	Opponent	S	MP	FG-FGA	3FG-FGA	FT-FTA	REB	PF	A	TO	BK	S	TP
N.23	Eastern Washington				DNP-CD								
N.27	at Portland		0+	0-0	0-0	0-0	0-0-0	3	1	0	0	0	0
N.30	at Cal Poly				DNP-CD								
D.2	UC San Diego		9	0-2	0-2	0-0	0-0-0	2	2	0	0	1	0
D.7	Arizona				DNP-CD								
D.10	at Long Beach State				DNP-CD								
D.14	Hawai'i				DNP-CD								
D.21	at Houston				DNP-CD								
D.28	Florida Atlantic		1	0-1	0-1	0-0	0-0-0	0	0	1	0	0	0
D.30	IPFW		1	1-1	1-1	0-0	0-0-0	0	1	0	0	0	3
J.3	Loyola Marymount		0+	1-1	0-0	0-0	0-0-0	0	0	0	0	0	2
J.6	Texas Tech				DNP-CD								
J.8	San Diego				DNP-CD								
J.11	at Air Force*												
J.18	Utah*												
J.20	Brigham Young*												
J.25	at New Mexico*												
F.1	Colorado State*												
F.3	Wyoming*												
F.11	UNLV*												
F.15	at Utah*												
F.17	at Brigham Young*												
F.22	Air Force*												
F.24	New Mexico*												
M.1	at Wyoming*												
M.3	at Colorado State*												
M.8	at UNLV*												

* - Indicates Mountain West Conference game. S - Indicates started game.

► Wardrop Career Statistics

Year	G-GS	Min.-Avg.	FG-FGA	Pct.	3P-3PA	Pct.	FT-FTA	Pct.	OR	DR	Reb	Avg.	PF-D	AT	TO	BS	ST	Pts.	Avg.
00-01	8-0	13-1.6	0-4	.000	0-1	.000	0-0	.000	1	4	5	0.6	0-0	1	2	0	0	0	0.0
01-02	5-0	10-2.0	1-6	.167	1-1	1.000	0-0	.000	1	2	3	0.6	1-0	1	2	0	0	3	0.6
02-03	5-0	11-2.2	2-5	.400	1-4	.250	0-0	.000	0	0	0	0.0	5-0	4	1	0	1	5	1.0
Totals	18-0	34-1.9	3-15	.200	2-6	.333	0-0	.000	2	6	8	0.4	6-0	6	5	0	1	8	0.4

Season/Career Highs

Points

Season	12 at Houston, 12-21-02
Career	12 at Houston, 12-21-02 12 vs. UC San Diego, 11-27-01

Rebounds

Season	14 at Houston, 12-21-02
Career	14 at Houston, 12-21-02

Assists

Season	4 at Houston, 12-21-02
Career	4 at Houston, 12-21-02

Field Goals

Season	5 at Houston, 12-21-02
Career	6 vs. UC San Diego, 11-27-01

Field Goals Attempted

Season	9 at Houston, 12-21-02
Career	9 at Houston, 12-21-02

Three-Point Field Goals

Season	none
Career	none

Three-Point Field Goals Attempted

Season	none
Career	none

Free Throws

Season	6 vs. Loyola Marymount, 1-3-03
Career	6 vs. Loyola Marymount, 1-3-03

Free Throws Attempted

Season	6 vs. Loyola Marymount, 1-3-03
Career	6 vs. Loyola Marymount, 1-3-03

Steals

Season	3 at Houston, 12-21-02
Career	3 at Houston, 12-21-02

Blocked Shots

Season	4 vs. UC San Diego, 12-2-02
Career	4 - three times

Minutes Played

Season	40- vs. Eastern Wash., 11-23-02
Career	40- vs. Eastern Wash., 11-23-02



34 • AERICK SANDERS

Forward • 6-8 • 204 • Jr.-2L

Carson, Calif. (Gardena Serra High)

MWC Rankings 1st in rebounding, 1st in offensive rebounding, 2nd in defensive rebounding, 5th in blocked shots.

The Aztecs starting power forward in all 13 games this season, Sanders is averaging 26.8 minutes per game... Playing the best basketball of his career... Shot 50 percent or better from the field in eight straight games... Coming off an 11-point, six rebound performance in 19 minutes against USD (1-8-03)... In the last six games he has connected on 19-of-30 field goal attempts (63.3 percent) after connecting on 13-of-31 (41.9 percent) to open the season... Has nine or more rebounds in eight of his last 11 games and has 10 or more boards in five of the last 10 contests... Has 12 assists in the last seven games, that surpasses what he had in his entire freshman and sophomore seasons, combined... Had a string of 11 consecutive games with a blocked shot snapped at Houston (12-21-02)... Has 15 blocked shots in 13 games, increasing his career total to 59, good for eighth place in school history... His role has increased dramatically this season due to the departure of last season's first-team all-Mountain West Conference performer Randy Holcomb and the decision of junior Chris Walton to redshirt... Had a career game when he tied a career best with 12 points and added career highs with 14 rebounds and four assists at Houston (12-21-02)... Posted a 12-rebound performance at Long Beach State (12-10-02)... Has 53 points and 71 rebounds in his last eight games... Played a career-high and team-best 40 minutes in the opener against Eastern Washington, which was more than he played in any two games last season.

SDSU Most Blocked Shots/Career

Pl.	Name, Years	Blocked Shots	To Tie
1.	Leonard Allen, 1982-85	214	
2.	Michael Cage, 1981-84	118	
3.	Joe McNaull, 1991-93	114	
4.	Marcelo Correa, 1997-01	100	41
5.	Rodney Hawkins, 1987-88	77	18
6.	Eddy Gordon, 1980-83	71	12
7.	Marty Dow, 1990-91	68	9
8.	Aerick Sanders, 2001-03	59	
9.	Leon Carter, 1995-96	58	
10.	Marc Carter, 1994-95	55	
11.	Randy Holcomb, 2001-02	51	
	Courtie Miller, 1991-94	51	

2002-03 Game-By-Game Statistics

Date	Opponent	S	MP	FG-FGA	3FG-FGA	FT-FTA	REB	PF	A	TO	BK	S	TP
N.23	Eastern Washington	S	40-	3-4	0-0	2-2	3-8-11	3	0	2	3	0	8
N.27	at Portland	S	19	2-5	0-0	1-2	2-0-2	5	1	1	1	1	5
N.30	at Cal Poly	S	28	0-4	0-0	0-0	3-6-9	5	0	3	1	1	0
D.2	UC San Diego	S	30	4-8	0-0	0-0	5-6-11	0	2	1	4	0	8
D.7	Arizona	S	29	2-7	0-0	3-4	4-7-11	5	0	2	2	1	7
D.10	at Long Beach State	S	24	1-1	0-0	2-2	4-8-12	4	1	3	1	0	4
D.14	Hawaii	S	31	1-2	0-0	0-0	2-7-9	2	3	1	1	0	2
D.21	at Houston	S	30	5-9	0-0	2-2	7-7-14	4	4	1	0	1	12
D.28	Florida Atlantic	S	25	3-4	0-0	1-3	4-7-11	4	2	2	0	3	7
D.30	IPFW	S	18	3-6	0-0	1-2	6-1-7	0	0	1	1	1	7
J.3	Loyola Marymount	S	33	2-4	0-0	6-6	3-6-9	3	2	1	0	0	10
J.6	Texas Tech	S	22	2-3	0-0	0-0	4-2-6	2	0	2	1	0	4
J.8	San Diego	S	19	4-4	0-0	3-4	4-2-6	5	1	1	0	0	11
J.11	at Air Force*												
J.18	Utah*												
J.20	Brigham Young*												
J.25	at New Mexico*												
F.1	Colorado State*												
F.3	Wyoming*												
F.11	UNLV*												
F.15	at Utah*												
F.17	at Brigham Young*												
F.22	Air Force*												
F.24	New Mexico*												
M.1	at Wyoming*												
M.3	at Colorado State*												
M.8	at UNLV*												

* - Indicates Mountain West Conference game. S - Indicates started game.

► Sanders Career Statistics

Year	G-GS	Min.-Avg.	FG-FGA	Pct.	3P-3PA	Pct.	FT-FTA	Pct.	OR	DR	Reb	Avg.	PF-D	AT	TO	BS	ST	Pts.	Avg.
00-01	16-0	264-16.5	25-46	.543	0-0	.000	10-23	.435	24	37	61	3.8	41-2	5	16	15	13	60	3.8
01-02	33-0	361-10.9	37-66	.561	0-0	.000	7-14	.500	36	66	102	3.1	70-2	6	19	29	16	81	2.5
02-03	13-13	348-26.8	32-61	.525	0-0	.000	21-27	.778	51	67	118	9.1	42-4	16	21	15	8	85	6.5
Totals	62-13	973-15.7	94-173	.543	0-0	.000	38-64	.594	111	170	281	4.5	153-8	27	56	59	37	226	3.6

Season/Career Highs**Points**

Career 2 vs. UC San Diego, 11-27-01

Rebounds

Career 2 vs. UC San Diego, 12-2-02

AssistsCareer 1 vs. IPFW, 12-30-02
1 vs. Florida Atlantic, 12-28-02
1 at Portland, 11-27-02**Field Goals**

Career none

Field Goals AttemptedCareer 1 vs. IPFW, 12-30-02
1 vs. UC San Diego, 12-2-02
1 at Portland, 11-27-02**Three-Point Field Goals**

Career none

Three-Point Field Goals Attempted

Career none

Free Throws

Career 2 vs. UC San Diego, 12-2-02

Free Throws Attempted

Career 3 vs. UC San Diego, 12-2-02

Steals

Career none

Blocked Shots

Career none

Minutes Played

Career 9 at Portland, 11-27-02



40• MARKEE WHITE

Forward • 6-7 • 190 • Fr.-RS

Long Beach, Calif. (Long Beach Poly High)

Walk-on redshirt freshman who saw action in the first four games and five games total this season... Played in six games this season... Played valuable time down the stretch in the center position at Portland (11-27-02) after four Aztec players fouled out... Recorded his first career points on a pair of free throws against UC San Diego (12-2-02).

2002-03 Game-By-Game Statistics


Date	Opponent	S	MP	FG-FGA	3FG-FGA	FT-FTA	REB	PF	A	TO	BK	S	TP
N.23	Eastern Washington		1	0-0	0-0	0-0	0-0-0	0	0	0	0	0	0
N.27	at Portland		9	0-1	0-0	0-2	1-0-1	2	1	0	0	0	0
N.30	at Cal Poly		1	0-0	0-0	0-0	0-0-0	0	0	0	0	0	0
D.2	UC San Diego		7	0-1	0-0	2-3	1-1-2	0	0	2	0	0	2
D.7	Arizona				DNP-CD								
D.10	at Long Beach State				DNP-CD								
D.14	Hawai'i				DNP-CD								
D.21	at Houston				DNP-CD								
D.28	Florida Atlantic		2	0-1	0-0	0-0	0-0-0	1	1	0	0	0	0
D.30	IPFW		2	0-1	0-0	0-0	0-0-0	0	1	0	0	0	0
J.3	Loyola Marymount				DNP-CD								
J.6	Texas Tech				DNP-CD								
J.8	San Diego												
J.11	at Air Force*												
J.18	Utah*												
J.20	Brigham Young*												
J.25	at New Mexico*												
F.1	Colorado State*												
F.3	Wyoming*												
F.11	UNLV*												
F.15	at Utah*												
F.17	at Brigham Young*												
F.22	Air Force*												
F.24	New Mexico*												
M.1	at Wyoming*												
M.3	at Colorado State*												
M.8	at UNLV*												

* - Indicates Mountain West Conference game. S - Indicates started game.

► White Career Statistics


Year	G-GS	Min.-Avg.	FG-FGA	Pct.	3P-3PA	Pct.	FT-FTA	Pct.	OR	DR	Reb	Avg.	PF-D	AT	TO	BS	ST	Pts.	Avg.
02-03	6-0	22-3.7	0-4	.000	0-0	.000	2-5	.400	2	1	3	0.5	3-0	3	2	0	0	2	0.3

0	Tommy Johnson <i>Guard, 6-4, 185, So.-1L</i> <i>Los Angeles, Calif. (Crenshaw High)</i>	02-03 MWC PPG 6.4 RPG 3.0 APG 2.3 FG 34.6 3FG 23.8 FT 73.3 Career Highs: <u>Points</u> : 13 at Portland (11-27-02) <u>Rebounds</u> : 7 vs. IPFW (12-30-02) <u>Assists</u> : 5 at Cal Poly (11-30-02)	Only freshman to see action last season... Missed his first game of the season on Wednesday against USD... Had started the previous six games... Already set career highs for points, rebounds, assists and minutes played this season... Averaging 19.6 minutes per game this season... Shooting 46.2 percent from the field inside the arc, 23.8 percent from behind the line.
1	Deandre Moore <i>Guard, 5-10, 191, Sr.-2L</i> <i>Compton, Calif. (Compton High/Vanderbilt)</i>	02-03 MWC PPG 8.2 RPG 3.0 APG 4.8 FG 43.4 3FG 39.5 FT 70.8 Career Highs: <u>Points</u> : 20 vs. Okla. St. (12-30-00) <u>Rebounds</u> : 7 at Portland (11-27-02) <u>Assists</u> : 11 - two times	Played in his 100th career game Wednesday against USD... Suffering from a sprain foot he suffered in the Texas Tech game... Enters Friday having missed the last two practices due to the injury... Made 17-of-43 attempts from three-point range (39.5 percent)... 17 treys this season, 23 all of last season... 10+ points in five of 13 games this season... Ranks 7th on the SDSU career charts in assists and 9th in 3FGs.
4	Tony Bland <i>Guard, 6-5, 201, Sr.-1L</i> <i>Los Angeles, Calif. (Westchester High/Syracuse)</i>	02-03 MWC PPG 15.4 RPG 3.7 APG 4.0 FG 41.6 3FG 30.0 FT 60.3 Career Highs: <u>Points</u> : 33 vs. Houston (1-29-02) <u>Rebounds</u> : 8 - four times <u>Assists</u> : 9 vs. Norfolk St. (11-21-01)	Scored 1,000th career point vs. FAU; now has 1,075 (719 at SDSU)... Has 32 assists in last six games (5.3 apg)... Scored 10 or more points in 39 of his 46 games while at San Diego State... Made 42 of last 90 FGs (46.7 pct) after starting 30-for-83 (36.1 pct)... Has led SDSU in scoring 16 times during his career... Recorded his 12th 20+ scoring game with 29 vs. LMU.
5	Travis Hanour <i>Guard, 6-7, 198, So.-TR</i> <i>Laguna Beach, Calif. (Laguna Beach/Univ. of Ariz.)</i>	02-03 MWC PPG 5.3 RPG 3.8 APG 1.3 FG 33.3 3FG 31.8 FT 42.9 Career Highs: <u>Points</u> : 11 - two times <u>Rebounds</u> : 6 vs. USD (1-8-03) <u>Assists</u> : 3 vs. Wash. St. (2-10-01)	Sat out first six games per NCAA 4-2-4 transfer rule... Made his first career start Wednesday against USD... Had a career high six rebounds and added three points in 20 minutes vs. the Toreros... 40 minute averages: 11.0 points, 7.9 rebounds, 2.8 assists, 1.4 blocked shots... Has a trey in the last five games he has played.
11	Steve Sir <i>Guard, 6-6, 201, Fr.-RS</i> <i>Minnetonka, Minn. (Cretin Derham Hall High)</i>	02-03 MWC PPG 7.2 RPG 1.5 APG 1.2 FG 39.7 3FG 40.0 FT 90.0 Career Highs: <u>Points</u> : 18 - two times <u>Rebounds</u> : 4 - three times <u>Assists</u> : 2 - four times	A gifted long-range shooter... Started first six games this season after sitting out last season as a redshirt... 26 of his 29 field goals and 65 of his 73 attempts are from three-point range... Shooting 40.0 percent from bonus distance... Eight games with multiple treys... Made seven of his last 15 (46.7 pct) attempts from 3-pt. range... Ended a two-and-a-half hour practice last month by making 23 consecutive treys.
15	John Sharper <i>Guard, 6-0, 190, Fr.-HS</i> <i>Oakland, Calif. (St. Mary's High)</i>	02-03 MWC PPG 2.0 RPG 1.1 APG 0.6 FG 41.2 3FG 46.7 FT 60.0 Career Highs: <u>Points</u> : 8 vs. Fla. Atlantic (12-28-02) <u>Rebounds</u> : 5 vs. UCSD (12-2-02) <u>Assists</u> : 2 - two times	A walk-on in name only, Sharper was recruited to be the back-up point guard but has shown he can also play the two-guard position... Scored a career best eight points, connecting on two three-point FGs against Florida Atlantic... Played in eight games in which he has not committed a turnover... Arizona game is the only game he has not played this season... Made 7-15 3FGs (46.7 pct)... Last five games: 18 pts, 6 rebs, 4 ast.
20	Trimaine Davis <i>Forward, 6-7, 219, Fr.-RS</i> <i>Pittsburg, Calif. (Pittsburg High)</i>	02-03 MWC PPG 2.1 RPG 1.3 APG 0.1 FG 55.0 3FG 0.0 FT 42.9 Career Highs: <u>Points</u> : 6 vs. UCSD (12-2-02) <u>Rebounds</u> : 3 - two times <u>Assists</u> : 1 vs. Texas Tech (1-6-03)	An energetic redshirt freshman who plays the post position for San Diego State... Has 25 points and 16 rebounds in 115 minutes of action this season... Connected on eight of his last 13 attempts from the floor (61.5 percent)... Made all 15 of his FGA in two exhibition games... Played 10+ minutes in seven of his 12 games... Had a thunderous dunk in win over Florida Atlantic.
21	Evan Burns <i>Forward, 6-8, 220, Fr.-HS</i> <i>Inglewood, Calif. (Fairfax High)</i>	02-03 MWC PPG 8.1 RPG 4.6 APG 0.9 FG 50.0 3FG 25.0 FT 82.6 Career Highs: <u>Points</u> : 21 vs. FAU (12-28-02) <u>Rebounds</u> : 10 vs. LMU (1-3-03) <u>Assists</u> : 3 vs. Arizona (12-7-02)	SDSU's first McDonald's All-American and the eighth to play for the Steve Fisher... The NCAA Initial Eligibility Committee ruled on Dec. 5th that SDSU's waiver was accepted and Burns was a qualifier... Double figures in three of last five... Recorded first double-double vs. LMU (10 pts., 10 rebs)... Scored a career high 21 points in 18 minutes vs. FAU... Averages per 40 mins: 18.8 pts, 10.6 rebs, 2.1 asts, 3.6 steals, 2.3 blocks.
22	Chris Manker <i>Center, 7-0, 209, So.-TR</i> <i>W. Des Moines, Iowa. (Laguna Beach High/Oregon State Univ.)</i>	02-03 MWC PPG 4.0 RPG 2.7 APG 0.3 FG 38.2 3FG 40.0 FT 28.6 Career Highs: <u>Points</u> : 9 - two times <u>Rebounds</u> : 5 - three times <u>Assists</u> : 2 - four times	Made first SDSU start against USD on Wed... Transfer from Oregon State who became eligible to play Dec. 7... The Aztecs tallest player at 7-0, Manker possesses great hands, the ability to run the floor and shoot the three... Scored five points and tied career highs with five rebounds and two assists in 13 minutes of action against Arizona... 36 pts. and 24 rebs in 104 minutes... Made 8-of-20 (40.0 pct) from three-point range.
30	Mike Mackell <i>Center, 6-9, 250, Sr.-1L</i> <i>Washington, D.C. (Eastern High/Porterville JC)</i>	02-03 MWC PPG 16.2 RPG 5.1 APG 0.8 FG 57.1 3FG 0.0 FT 70.2 Career Highs: <u>Points</u> : 22 at Houston (12-21-02) <u>Rebounds</u> : 9 - two times <u>Assists</u> : 3 - two times	Named is pronounced muh-KAY-ul (as in Kevin McHale)... Has 31 double-digit scoring games, including 15 straight... Numbers are up this year over last: points 16.2 from 10.6; rebounds 5.1 from 4.4; minutes 26.7 from 22.2... Has 15+ points in 10 of 13 games this season... Shot 50 percent or better from the field in 10 of 13 games this season... Made 33 of last 54 FGA (61.1 percent).
34	Aerick Sanders <i>Forward, 6-8, 198, So.-1L</i> <i>Carson, Calif. (Gardena Serra High)</i>	02-03 MWC PPG 6.5 RPG 9.1 APG 1.2 FG 52.5 3FG 0.0 FT 77.8 Career Highs: <u>Points</u> : 12 - two times <u>Rebounds</u> : 14 at Houston (12-21-02) <u>Assists</u> : 4 at Houston (12-21-02)	Leads the MWC in rebounding (9.1)... Has nine or more rebounds in eight of the last 11 games and 10 or more boards in five of last 10... Has 96 boards in his last 10 games (9.6 rpg)... Has 59 career blocked shots to rank 8th in school history in the category... Shot 50 percent or better from the field in eight straight games... Made 19 of last 30 FGA (63.3 pct).
40	Markee White <i>Forward, 6-7, 190, Fr.-RS</i> <i>Long Beach, Calif. (Long Beach Poly High)</i>	02-03 MWC PPG 0.3 RPG 0.5 APG 0.5 FG 0.0 3FG 0.0 FT 40.0 Career Highs: <u>Points</u> : 2 vs. UCSD (12-2-02) <u>Rebounds</u> : 2 vs. UCSD (12-2-02) <u>Assists</u> : 1 at Portland (11-27-02)	Walk-on redshirt freshman that played in the first four games... Played 18 minutes in the first four games and has seen action in the first half of several contests this season... Two of his three rebounds came on the offensive glass... Played in two of the last three games... Six games and 22 minutes of action this season.
Coach Steve Fisher <i>Assistant Head Coach: Brian Dutcher</i> <i>Assistant Coaches: Marvin Menzies, Gregg Gottlieb</i>		<ul style="list-style-type: none"> - 12th full season overall: 233-135 - 4th season at SDSU: 49-53 - 1989 NCAA Championship - Appeared in national championship game three times ('89, '92, '93) - 8 NCAA Tournament Appearances 	
		<ul style="list-style-type: none"> - 4th in Active NCAA Tournament winning percentage (ahead of Tubby Smith, Roy Williams, Steve Lavin, Bob Knight and Rick Majerus) - One of 11 active coaches to win an NCAA national championship (Calhoun, Fisher, Harrick, Izzo, Knight, Krzyzewski, Massimino, Olson, Pilino, T. Smith, G. Williams) 	



Broadcast Roster


SAN DIEGO STATE UNIVERSITY BASKETBALL



0
TOMMY JOHNSON

Guard
6-4, 185, Sophomore-1L
Los Angeles, Calif.
Crenshaw High

PPG: 6.4 RPG: 3.0 APG: 2.3
FG%: 34.6 3FG: 23.8 FT%: 73.3



1
DEANDRE MOORE

Guard
5-10, 191, Senior-2L
Compton, Calif.
Compton High/
Vanderbilt Univ.

PPG: 8.2 RPG: 3.0 APG: 4.8
FG%: 43.4 3FG: 39.5 FT%: 70.8



4
TONY BLAND

Guard
6-5, 201, Senior-1L
Los Angeles, Calif.
Westchester High/
Syracuse Univ.


PPG: 15.4 RPG: 3.7 APG: 4.0
FG%: 41.6 3FG: 30.0 FT%: 60.3



5
TRAVIS HANOUR

Guard
6-7, 198, Sophomore-TR
Laguna Beach, Calif.
Laguna Beach High/
Univ. of Arizona


PPG: 5.3 RPG: 3.8 APG: 1.3
FG%: 33.3 3FG: 31.8 FT%: 42.9



11
STEVE SIR

Guard
6-6, 201, Freshman-RS
Minnetonka, Minn.
Cretin Derham Hall High


PPG: 7.2 RPG: 1.5 APG: 1.2
FG%: 39.7 3FG: 40.0 FT%: 90.0



15
JOHN SHARPER

Guard
6-0, 190, Freshman-HS
Oakland, Calif.
St. Mary's High

PPG: 2.0 RPG: 1.1 APG: 0.6
FG%: 41.2 3FG: 46.7 FT%: 60.0



20
TRIMAINE DAVIS

Forward
6-7, 219, Freshman-RS
Pittsburg, Calif.
Pittsburg High

PPG: 2.1 RPG: 1.3 APG: 0.1
FG%: 55.0 3FG: - FT%: 42.9



21
EVAN BURNS

Forward
6-8, 220, Freshman-HS
Inglewood, Calif.
Fairfax High


PPG: 8.1 RPG: 4.6 APG: 0.9
FG%: 50.0 3FG: 25.0 FT%: 82.6



22
CHRIS MANKER

Center
7-0, 209, So.-TR
West Des Moines, Iowa
Laguna Beach (Calif.)
High/Oregon State Univ.

PPG: 4.0 RPG: 2.7 APG: 0.3
FG%: 38.2 3FG: 40.0 FT%: 28.6



30
MIKE MACKELL

Center
6-9, 250, Senior-1L
Washington, D.C.
Eastern High/
Porterville JC

PPG: 16.2 RPG: 5.1 APG: 0.8
FG%: 57.1 3FG: - FT%: 70.2



32
BEN WARDROP

Guard
6-2, 189, Junior-SQ
Anaheim, Calif.
Loara High


PPG: 1.0 RPG: 0.0 APG: 0.8
FG%: 40.0 3FG: 25.0 FT%: --



34
AERICK SANDERS

Forward
6-8, 204, Junior-2L
Carson, Calif.
Gardena Serra High

PPG: 6.5 RPG: 9.1 APG: 1.2
FG%: 52.5 3FG: - FT%: 77.8



40
MARKEE WHITE

Forward
6-7, 190, Freshman-RS
Long Beach, Calif.
Long Beach Poly High

PPG: 0.3 RPG: 0.5 APG: 0.5
FG%: 0.0 3FG: - FT%: 40.0



Head Coach
STEVE FISHER

- -12th full season as head coach • 233-135
- - 4th year at San Diego State • 49-53
- - 1989 NCAA champion
- -3 NCAA Championship game appearances
- -8 NCAA Tournament appearances
- - 4th in Active NCAA Tournament winning percentage (ahead of Tubby Smith, Roy Williams, Jim Calhoun, Steve Lavin and Rick Majerus)

SAN DIEGO STATE ROSTER

2002-03 Alphabetical Roster

Most Recent Div. I Season										
No.	Name	Pos.	Ht.	Wt.	Yr.	Exp.	PPG	RPG	APG	Hometown (High School/Previous School)
4	Tony Bland	G	6-5	201	Sr.	1L	15.7	4.0	3.4	Los Angeles, Calif. (Westchester High/Syracuse Univ.)
21	Evan Burns	F	6-8	220	Fr.	HS	---	---	---	Los Angeles, Calif. (Fairfax High)
20	Trimaine Davis	F	6-7	219	Fr.	RS	---	---	---	Bay Point, Calif. (Pittsburg High)
5	Travis Hanour ^	G	6-7	198	So.	TR	3.1	1.4	0.6	Laguna Beach, Calif. (Laguna Beach High/Univ. of Arizona)
0	Tommy Johnson	G	6-4	185	So.	1L	1.5	0.9	0.4	Los Angeles, Calif. (Crenshaw High)
30	Mike Mackell	C	6-9	250	Sr.	1L	10.6	4.4	0.5	Washington, D.C. (Eastern High/Porterville JC)
22	Chris Manker ^	C	7-0	209	So.	TR	1.6	2.0	0.5	West Des Moines, Iowa (Laguna Beach (Calif.) High/Oregon State Univ.)
1	Deandre Moore	G	5-10	191	Sr.	2L	3.6	1.9	2.8	Compton, Calif. (Compton High/Vanderbilt Univ.)
34	Aerick Sanders	F	6-8	204	Jr.	2L	2.5	3.1	0.2	Carson, Calif. (Gardena Serra High)
15	John Sharper *	G	6-0	190	Fr.	HS	---	---	---	Oakland, Calif. (St. Mary's High)
11	Steve Sir	G	6-6	201	Fr.	RS	---	---	---	Minnetonka, Minn. (Cretin Derham Hall High)
12	Andre Torres *	G	5-9	170	Jr.	SQ	0.0	0.0	0.2	Chula Vista, Calif. (Eastlake High)
32	Ben Wardrop *	G	6-2	189	Jr.	SQ	0.6	0.6	0.2	Anaheim, Calif. (Loara High)
40	Markee White *	F	6-7	190	Fr.	RS	---	---	---	Long Beach, Calif. (Long Beach Poly High)

2002-03 Numerical Roster

Most Recent Div. I Season										
No.	Name	Pos.	Ht.	Wt.	Yr.	Exp.	PPG	RPG	APG	Hometown (High School/Previous School)
0	Tommy Johnson	G	6-4	185	So.	1L	1.5	0.9	0.4	Los Angeles, Calif. (Crenshaw High)
1	Deandre Moore	G	5-10	191	Sr.	2L	3.6	1.9	2.8	Compton, Calif. (Compton High/Vanderbilt Univ.)
4	Tony Bland	G	6-5	201	Sr.	1L	15.7	4.0	3.4	Los Angeles, Calif. (Westchester High/Syracuse Univ.)
5	Travis Hanour ^	G	6-7	198	So.	TR	3.1	1.4	0.6	Laguna Beach, Calif. (Laguna Beach High/Univ. of Arizona)
11	Steve Sir	G	6-6	201	Fr.	RS	---	---	---	Minnetonka, Minn. (Cretin Derham Hall High)
12	Andre Torres *	G	5-9	170	Jr.	SQ	0.0	0.0	0.2	Chula Vista, Calif. (Eastlake High)
15	John Sharper *	G	6-0	190	Fr.	HS	---	---	---	Oakland, Calif. (St. Mary's High)
20	Trimaine Davis	F	6-7	219	Fr.	RS	---	---	---	Bay Point, Calif. (Pittsburg High)
21	Evan Burns	F	6-8	220	Fr.	HS	---	---	---	Los Angeles, Calif. (Fairfax High)
22	Chris Manker ^	C	7-0	209	So.	TR	1.6	2.0	0.5	West Des Moines, Iowa (Laguna Beach (Calif.) High/Oregon State Univ.)
30	Mike Mackell	C	6-9	250	Sr.	1L	10.6	4.4	0.5	Washington, D.C. (Eastern High/Porterville JC)
32	Ben Wardrop *	G	6-2	189	Jr.	SQ	0.6	0.6	0.2	Anaheim, Calif. (Loara High)
34	Aerick Sanders	F	6-8	204	Jr.	2L	2.5	3.1	0.2	Carson, Calif. (Gardena Serra High)
40	Markee White *	F	6-7	190	Fr.	RS	---	---	---	Long Beach, Calif. (Long Beach Poly High)

Head Coach: Steve Fisher (Illinois State, 1967)

Assistant Head Coach: Brian Dutcher (Minnesota, 1982)

Assistant Coaches: Marvin Menzies (UCLA, 1986), Gregg Gottlieb (UCLA, 1995)

Director of Operations: Mark Fisher (Michigan, 2001)

Athletic Trainer: Mark Haines (Metropolitan State College, 1987)

*Year refers to basketball eligibility for the 2002-03 season. * - Indicates Walk-on. ^ - Eligible for competition in December, 2002*

Redshirts

No.	Name	Pos.	Ht.	Wt.	Yr.*	Exp.	Hometown (High School/Previous School)
	Wesley Stokes	G	6-0	175	Jr.	TR	Long Beach, Calif. (Poly High/Univ. of Missouri)
3	Chris Walton	F	6-9	227	Jr.	2L	San Diego, Calif. (Univ. of San Diego High)

* - Refers to athletic class for the 2003-04 season.

SAN DIEGO STATE UNIVERSITY

Record: 9-4 (Home: 6-3, Away: 3-1, Neutral: 0-0)
Mountain West Conference: 0-0 (Home: 0-0, Away: 0-0)

San Diego State High										
Date	NR	Opponent	SDSU Result	W-L	Record	MWC	Scorer	Rebounder	Assists	Attendance
Nov. 23		EASTERN WASHINGTON	L 70-75	L1	0-1		Mackell-19	Sanders-11	Johnson/Moore-4	6,183
Nov. 27		at Portland	L 86-91	L2	0-2		Sir-18	Bland-8	Moore-7	947
Nov. 30		at Cal Poly	W 65-62	W1	1-2		Bland/Mackell-21	Sanders-9	Moore-6	2,859
Dec. 2		UC SANDIEGO	W 87-57	W2	2-2		Bland/Sir-18	Sanders-11	Moore-8	4,401
Dec. 7	1/1	ARIZONA	L 81-89	L1	2-3		Bland/Moore-16	Sanders-11	Moore-8	(c) 12,414
Dec. 10		at Long Beach State	W 64-55	W1	3-3		Mackell-17	Sanders-12	Bland-4	2,542
Dec. 14		HAWAII	W 60-49	W2	4-3		Bland-19	Sanders-9	Moore-5	6,138
Dec. 21		at Houston (D)	W 71-61	W3	5-3		Mackell-22	Sanders-14	Bland-6	3,444
Dec. 28		FLORIDA ATLANTIC	W 91-75	W4	6-3		Burns-21	Sanders-11	Bland-8	5,566
Dec. 30		IPFW	W 74-58	W5	7-3		Mackell-11	Johnson/Sanders-7	Moore-7	5,094
Jan. 3		LOYOLA MARYMOUNT	W 79-69	W6	8-3		Bland-29	Burns-10	three with-3	5,269
Jan. 6	23/21	TEXAS TECH	L 63-75	L1	8-4		Bland-13	Sanders-6	Bland/Johnson-3	(c) 12,414
Jan. 8		SAN DIEGO	W 78-72	W1	9-4		Bland-17	Burns-7	Bland-8	8,078
Jan. 11		*at Air Force (D)								
Jan. 18		*UTAH (D)								
Jan. 20		*BRIGHAM YOUNG								
Jan. 25		*at New Mexico								
Feb. 1		*COLORADO STATE								
Feb. 3		*WYOMING								
Feb. 11		*UNLV								
Feb. 15		*at Utah								
Feb. 17		*at Brigham Young								
Feb. 22		*AIR FORCE								
Feb. 24		*NEW MEXICO								
Mar. 1		*at Wyoming (D)								
Mar. 3		*at Colorado State								
Mar. 8		*at UNLV								
Mar. 13-15		at Mountain West Conference Championship (Las Vegas, Nev.)								

Caps denotes home game. * – Indicates Mountain West Conference Game. ^ – Mountain West Conference Championship (Las Vegas, Nev.). Two-letter abbreviation indicates round, number to left of team indicates seed. Opp. NR – Indicates San Diego State's opponent national rankings in the Associated Press and ESPN/USA Today coaches polls at gametime. :00 – Time remaining in the final ten seconds when winning team scored final points to break a tie or win the game. D – Indicates day game. c – Indicates capacity.

Record/Attendance Summary

	G	W-L	Total	Average	High
Home	9	6-3	65,557	7,284	12,414 vs. Arizona (Dec. 7) and vs. Texas Tech (Jan. 6)
Mountain West					
Away	4	3-1	9,792	2,448	3,444 at Houston (Dec. 21)
Mountain West					
Neutral					
Total	13	9-4	75,349	5,796	12,414 vs. Arizona (Dec. 7) and vs. Texas Tech (Jan. 6)
Mountain West					

Win/Loss Margin

	1	2	3	4	5	6	7	8	9	10	11	12	13	14	15	16	17	18	19	20	21	22	23	24	25	30
Win			1			1			1	2	1					2										1
Loss					2			1				1														

SAN DIEGO STATE UNIVERSITY

Record: 9-4 (Home: 6-3, Away: 3-1, Neutral: 0-0)

No.	Player	TOTAL						3-PTS		REBOUNDS														
		GP	GS	Min	Avg	FG-FGA	Pct	3FG-FGA	Pct	FT-FTA	Pct	Off	Def	Tot	Avg	PF	FO	A	TO	Blk	Stl	Pts	Avg	
30	MACKELL, Mike	13	12	347	26.7	76-133	.571	0-0	.000	59-84	.702	31	35	66	5.1	36	4	11	37	1	8	211	16.2	
04	BLAND, Tony	13	13	426	32.8	72-173	.416	12-40	.300	44-73	.603	15	33	48	3.7	15	1	52	25	5	14	200	15.4	
01	MOORE, Deandre	13	13	403	31.0	36-83	.434	17-43	.395	17-24	.708	9	30	39	3.0	37	1	63	42	0	20	106	8.2	
21	BURNS, Evan	9	0	155	17.2	26-52	.500	2-8	.250	19-23	.826	18	23	41	4.6	27	0	8	15	9	14	73	8.1	
11	SIR, Steve	13	6	212	16.3	29-73	.397	26-65	.400	9-10	.900	2	18	20	1.5	12	0	16	12	0	5	93	7.2	
34	SANDERS, Aerick	13	13	348	26.8	32-61	.525	0-0	.000	21-27	.778	51	67	118	9.1	42	4	16	21	15	8	85	6.5	
00	JOHNSON, Tommy	12	6	235	19.6	28-81	.346	10-42	.238	11-15	.733	9	27	36	3.0	25	0	28	21	0	9	77	6.4	
05	HANOUR, Travis	6	1	116	19.3	11-33	.333	7-22	.318	3-7	.429	5	18	23	3.8	10	0	8	9	4	2	32	5.3	
22	MANKER, Chris	9	1	104	11.6	13-34	.382	8-20	.400	2-7	.286	9	15	24	2.7	10	0	3	10	4	2	36	4.0	
20	DAVIS, Trimaine	12	0	115	9.6	11-20	.550	0-0	.000	3-7	.429	3	13	16	1.3	19	1	1	3	0	3	25	2.1	
15	SHARPER, John	12	0	105	8.8	7-17	.412	7-15	.467	3-5	.600	3	10	13	1.1	10	0	7	5	0	4	24	2.0	
32	WARDROP, Ben	5	0	11	2.2	2-5	.400	1-4	.250	0-0	.000	0	0	0	0.0	5	0	4	1	0	1	5	1.0	
40	WHITE, Markee	6	0	22	3.7	0-4	.000	0-0	.000	2-5	.400	2	1	3	0.5	3	0	3	2	0	0	2	0.3	
12	TORRES, Andre	1	0	1	1.0	0-0	.000	0-0	.000	0-0	.000	0	0	0	0.0	1	0	0	0	0	1	0	0.0	
TEAM												21	17	38	2.9	0	3							
TOTALS		13					343-769	.446	90-259	.347	193-287	.672	178	307	485	37.3	252	11	220	206	38	91	969	74.5
OPPONENTS		13					309-739	.418	77-236	.326	193-276	.699	151	283	434	33.4	269	-	177	207	44	107	888	68.3

SCORE BY PERIODS:	1st	2nd	OT	Total
SAN DIEGO STATE	465	504		- 969
OPPONENTS	412	476		- 888

SAN DIEGO STATE UNIVERSITY

2002-03 Game-By-Game Results

Opponent	Site/Date	FG-FGA	Pct	3P-3PA	Pct	FT-FTA	Pct	Off-Def	Tot	PF	AT	TO	BS	ST	1st-2nd	Pts
at SDSU	H	24-54	.444	4-18	.222	18-23	.783	11-19	30	20	11	13	3	4	33-37	70
Eastern Washington	11/23	24-52	.462	8-14	.571	19-28	.679	10-20	30	21	17	10	5	7	31-44	75
SDSU	A	26-62	.419	10-24	.417	24-36	.667	13-27	40	36	22	21	1	5	37-49	86
at Portland	11/27	24-54	.444	5-18	.278	38-53	.717	9-25	34	30	18	15	8	9	34-57	91
SDSU	A	22-63	.349	6-15	.400	15-22	.682	19-24	43	16	15	12	3	8	34-31	65
at Cal Poly	11/30	21-56	.375	8-22	.364	12-15	.800	12-26	38	19	10	15	3	9	36-26	62
at SDSU	H	32-66	.485	16-33	.485	7-11	.636	14-30	44	8	23	14	4	3	47-40	87
UC San Diego	12/2	23-58	.397	7-30	.233	4-7	.571	7-20	27	14	14	15	0	9	24-33	57
at SDSU	H	32-73	.438	8-25	.320	9-13	.692	18-23	41	25	18	18	4	9	35-46	81
No. 1/1 Arizona	12/7	30-67	.448	7-24	.292	22-30	.733	15-25	40	17	18	14	4	9	44-45	89
SDSU	A	22-49	.449	6-15	.400	14-18	.778	12-26	38	20	12	20	2	5	31-33	64
at Long Beach State	12/10	18-53	.340	4-18	.222	15-23	.652	13-17	30	17	10	13	2	10	26-29	55
at SDSU	H	22-49	.449	3-7	.429	13-19	.684	4-24	28	17	13	12	4	9	22-38	60
Hawai'i	12/14	17-50	.340	6-15	.400	9-13	.692	11-27	38	19	13	21	2	2	22-27	49
SDSU	A	26-61	.426	6-22	.273	13-19	.684	19-21	40	15	16	14	1	8	28-43	71
at Houston	12/21	25-57	.439	5-14	.357	6-9	.667	12-21	33	19	11	16	4	4	30-31	61
at SDSU	H	31-66	.470	5-22	.227	24-39	.615	15-24	39	20	23	17	2	15	51-40	91
Florida Atlantic	12/28	27-58	.466	8-21	.381	13-19	.684	9-24	33	31	11	26	0	7	41-34	75
at SDSU	H	27-58	.466	9-23	.391	11-19	.579	15-26	41	15	19	18	3	10	45-29	74
IPFW	12/30	21-57	.368	5-19	.263	11-17	.647	13-17	30	16	13	17	3	11	21-37	58
at SDSU	H	26-55	.473	2-12	.167	25-30	.833	12-20	32	17	16	9	5	7	35-44	79
Loyola Marymount	1/3	26-55	.473	4-9	.444	13-15	.867	9-19	28	23	13	14	3	6	39-30	69
at SDSU	H	27-60	.450	7-22	.318	2-6	.333	14-17	31	20	14	24	2	5	42-33	75
No.23/21 Tx. Tech	1/6	29-61	.475	1-5	.200	16-19	.842	14-22	36	14	16	18	6	16	38-25	63
at SDSU	H	26-53	.491	8-21	.381	18-32	.563	12-26	38	23	18	14	4	3	29-49	78
San Diego	1/8	24-61	.393	9-27	.333	15-28	.536	17-20	37	29	13	13	4	8	22-50	72

SAN DIEGO STATE UNIVERSITY

2002-03 Player Points/Rebounds/Assists Game-By-Game

	0	1	4	5	11	12	15	20	21	22	30	32	34	40
	Tommy	Deandre	Tony	Travis	Steve	Andre	John	Trimaine	Evan	Chris	Mike	Ben	Aerick	Markee
Opponent	Johnson	Moore	Bland	Hanour	Sir	Torres	Sharper	Davis	Burns	Manker	Mackell	Wardrop	Sanders	White
EASTERN WASHINGTON	7/0/4	8/4/4*	16/5/2*	TR	9/1/1*	CD	0/0/0	3/1/0	NCAA	TR	19/6/0*	CD	8/11/0*	0/0/0
at Portland	13/5/3	14/6/7*	15/8/5*	TR	18/4/2*	DNT	0/2/0	4/3/0	NCAA	TR	17/7/2*	0/0/1	5/2/1*	0/1/1
at Cal Poly	4/4/5	10/7/6*	21/6/1*	TR	9/0/1*	DNT	0/0/1	0/3/0	NCAA	TR	21/7/1*	CD	0/9/0*	0/0/0
UC SAN DIEGO	6/2/1	11/1/8*	18/3/6*	TR	18/4/1*	CD	3/5/2	6/2/0	NCAA	TR	15/8/1*	0/0/2	8/11/2*	2/2/0
ARIZONA	5/1/4	16/3/8*	16/4/1*	TR	6/1/0*	CD	CD	4/1/0	7/3/3	5/5/2	15/8/0*	CD	7/11/0*	CD
at Long Beach State	4/4/0	5/2/3*	11/2/4*	TR	2/1/2*	DNT	3/0/0	0/2/0	10/4/1	8/4/1	17/6/0*	CD	4/12/1*	CD
HAWAII	6/0/0*	7/1/5*	19/2/1*	4/2/2	5/1/1	CD	0/0/0	0/0/0	0/3/0	2/2/0	15/8/1*	CD	2/9/3*	CD
at Houston (D)	7/5/1*	10/2/1*	7/4/6*	6/4/1	3/1/1	DNT	0/0/0	0/0/0	4/4/2	0/1/0	22/3/0*	CD	12/14/4*	CD
FLORIDA ATLANTIC	7/2/3*	5/2/5*	9/5/8*	11/4/0	0/0/0	0/0/0	8/0/0	3/2/0	21/4/0	0/1/0	20/4/3*	0/0/0	7/11/2*	0/0/1
IPFW	8/7/1*	6/4/7*	9/0/4*	3/5/2	6/2/2	CD	3/2/1	3/1/0	10/3/0	5/4/0	11/4/0*	3/0/1	7/7/0*	0/0/1
LOYOLA MARYMOUNT	5/4/3*	2/2/3*	29/0/3*	INJ	2/0/1	CD	3/3/2	0/0/0	10/10/0	3/1/0	13/1/2*	2/0/0	10/9/2*	CD
TEXAS TECH	5/2/3*	8/3/2*	13/3/3*	5/2/1	6/0/1	CD	3/1/0	2/1/1	2/3/2	4/4/0	4/4/0*	CD	4/6/0*	CD
SAN DIEGO	CD	4/2/4*	17/6/8*	3/6/2*	9/4/2	CD	1/0/1	CD	9/7/0	9/2/0*	15/1/0	CD	11/6/1*	CD

*at Air Force (D)

*UTAH (D)

*BRIGHAM YOUNG

*at New Mexico

*COLORADO STATE

*WYOMING

*UNLV

*at Utah

*at Brigham Young

*AIR FORCE

*NEW MEXICO

*at Wyoming (D)

*at Colorado State

*at UNLV

at Mountain West Conference Championship (Las Vegas, Nev.)

* - Indicates starter. CD - Did Not Play-Coach's Decision. DNT - Did Not Travel. INJ - Did Not Play-Injured. TR - Did Not Play-NCAA Transfer Rules. TS - Did Not Play-Team Suspension. NS - Did Not Play-NCAA Suspension. * - Indicates Mountain West Conference Game.

SAN DIEGO STATE UNIVERSITY

2002-03 San Diego State Superlatives

Individual

Category	2002-03 Season	SDSU High Since 2000-01 Season
Points Scored	29 by Tony Bland vs. Loyola Marymount (1-3-03)	33 by Tony Bland vs. Houston (1-29-02)
Field Goals	11 by Tony Bland vs. Loyola Marymount (1-3-03)	14 by Randy Holcomb at Texas A&M-CC (1-8-02)
Field Goals Attempted	21 by Tony Bland vs. Arizona (12-7-02)	24 by Randy Holcomb vs. Florida Atlantic (11-30-00)
Highest FG Percentage (min. 5 made)	75.0 (6-8) Tony Bland vs. Hawai'i (12-14-02)	1.000 (6-6) Mike Mackell vs. Colorado State (1-19-02)
		1.000 (6-6) Marcelo Correa vs. UCSD (11-17-00)
Highest FG Percentage (min. 10 made)	61.1 (11-18) Tony Bland vs. LMU (1-3-03)	78.6 (11-14) Randy Holcomb at Duke (12-29-01)
3-Point Field Goals Made	6 by Steve Sir vs. UC San Diego (12-2-02)	7 by Al Faux vs. Oklahoma State (12-30-00)
3-Point Field Goals Attempted	10 by Steve Sir vs. UC San Diego (12-2-02)	11 by Al Faux at Texas A&M-CC (1-8-02)
		11 by Al Faux vs. New Mexico (2-28-02)
3-Point Field Goal Percentage (min. 4 made)	60.0 (6-10) Steve Sir vs. UC San Diego (12-2-02)	100.0 (4-4) by Deandre Moore vs. Utah (2-11-02)
3-Point Field Goal Percentage (Min. 7 made)	NA	87.5 (7-8) by Al Faux vs. Oklahoma State (11-30-00)
Free Throws	8 by Mike Mackell vs. Florida Atlantic (12-28-02)	11 by Mike Mackell at Brigham Young
		11 by Mike Mackell at New Mexico
Free Throws Attempted	14 by Tony Bland vs. San Diego (1-8-03)	14 by Tony Bland vs. San Diego (1-8-03)
Free Throw Percentage (min. 5 made)	100.0 (5-5) by Mike Mackell (12-10-02)	1.000 (8-8) by Marcelo Correa vs. BYU (2-12-01)
		1.000 (6-6) by Mike Mackell vs. BYU (3-7-02)
		100.0 (6-6) by Tony Bland vs. UC San Diego (11-27-01)
Free Throw Percentage (min. 10 made)	NA	91.7 (11-12) by Mike Mackell at Brigham Young (1-12-02)
Offensive Rebounds	7 by Aerick Sanders at Houston (12-21-02)	7 by Aerick Sanders at Houston (12-21-02)
		7 by Chris Walton vs. IPFW (1-2-02)
		7 by Aerick Sanders at New Mexico State (11-24-01)
Defensive Rebounds	8 by Aerick Sanders vs. Eastern Washington (11-30-02)	12 by Randy Holcomb at Duke (12-29-01)
	8 by Aerick Sanders vs. Long Beach State (12-10-02)	
Total Rebounds	14 by Aerick Sanders at Houston (12-21-02)	15 by Randy Holcomb at Duke (12-29-01)
Assists	8 by Tony Bland vs. San Diego (1-8-03)	11 by Deandre Moore vs. Wyoming (3-1-02)
	8 by Tony Bland vs. Florida Atlantic (12-28-02)	11 by Deandre Moore vs. CS Sacramento (12-2-00)
	8 by Deandre Moore vs. Arizona (12-7-02)	
	8 by Deandre Moore vs. UC San Diego (12-2-02)	
Blocked Shots	4 by Aerick Sanders vs. UC San Diego (12-2-02)	5 by Marcelo Correa vs. San Diego (12-9-00)
		5 by Marcelo Correa vs. CS Sacramento (12-2-00)
Steals	4 by Evan Burns vs. Loyola Marymount (1-3-03)	4 - 11 times
	4 by Evan Burns vs. Florida Atlantic (12-28-02)	
Minutes Played	40- by Aerick Sanders vs. Eastern Washington (11-30-02)	45 by Myron Epps vs. UCSB (12-6-00)

Team

2002-03 High	High Since 00-01	Category	2002-03 Low	Low Since 00-01
91 vs. Florida Atlantic (12-28-02)	98 vs. UC San Diego (11-27-01)	Points Scored	60 vs. Hawai'i (12-14-02)	39 vs. Air Force (3-2-02)
32 vs. Arizona/UCSD	40 vs. UC San Diego (11-27-01)	Field Goals	22 at Cal Poly/at LBSU/ vs. Hawai'i	16 vs. Air Force (3-2-02)
73 vs. Arizona (12-7-02)	83 vs. Wyoming (1-21-02)	Field Goals Attempted	49 at Long Beach State/ vs. Hawai'i	41 vs. Air Force (3-2-02)
49.1 (26-53) vs. USD (1-8-03)	67.8 vs. UC San Diego (11-27-01)	FG Percentage	34.9 at Cal Poly (11-30-02)	29.3 vs. Utah (2-9-02)
16 vs. UC San Diego (12-2-02)	16 vs. UC San Diego (12-2-02)	3-Point Field Goals Made	2 vs. Loyola Marymount (1-3-03)	1 at UNLV (3-9-02)
33 vs. UC San Diego (12-2-02)	33 vs. UC San Diego (12-2-02)	3-Point Field Goals Attempted	7 vs. Hawai'i (12-14-02)	6 at UNLV (3-9-02)
48.5 (16-33) vs. UCSD (12-2-02)	61.9 vs. Oklahoma St. (12-30-00)	3-Point Field Goal Percentage	16.7 vs. LMU (1-3-03)	16.7 - two times
25 vs. Loyola Marymount (1-3-03)	33 vs. CS Northridge (12-1-01)	Free Throws	2 vs. Texas Tech (1-6-03)	2 vs. Texas Tech (1-6-03)
39 vs. Florida Atlantic (12-28-02)	44 vs. CS Northridge (12-1-01)	Free Throws Attempted	6 vs. Texas Tech (1-6-03)	6 vs. Texas Tech (1-6-03)
83.3 (25-30) vs. LMU (1-3-03)	93.8 vs. Brigham Young (2-12-01)	Free Throw Percentage	33.3 vs. Texas Tech (1-6-03)	33.3 vs. Texas Tech (1-6-03)
19 at Cal Poly/at Houston	19 - three times	Offensive Rebounds	4 vs. Hawai'i (12-14-02)	6 - two times
30 vs. UC San Diego (12-2-02)	35 - three times	Defensive Rebounds	17 vs. IPFW (12-30)/Texas Tech (1-6)	14 vs. Illinois (3-15-02)
44 vs. UC San Diego (12-2-02)	49 vs. Florida Atlantic (11-30-01)	Total Rebounds	28 vs. Hawai'i (12-14-02)	26 vs. Illinois (3-15-02)
36 at Portland (11-27-02)	36 at Portland (11-27-02)	Fouls	8 vs. UC San Diego (12-2-02)	8 vs. UC San Diego (12-2-02)
4 at Portland (11-27-02)	4 at Portland (11-27-02)	Fouled Out	0 - five times	0 - many times
23 vs. UC San Diego/ vs. Fla. Atlantic	26 vs. UC San Diego (11-27-01)	Assists	11 vs. Eastern Wash. (11-23-02)	3 vs. Utah (2-9-02)
24 vs. Texas Tech (1-6-03)	28 vs. UNLV (1-26-02)	Turnovers	9 vs. Loyola Marymount (1-3-03)	7 - three times
5 vs. Loyola Marymount (1-3-03)	11 vs. Wyoming (1-21-02)	Blocked Shots	1 at Portland/at Houston	0 at Utah (1-14-02)
15 vs. Florida Atlantic (12-28-02)	15 vs. Florida Atlantic (12-28-02)	Steals	3 vs. UC San Diego/ vs. USD	2 - two times
51 vs. Florida Atlantic, 1st (12-28-02)	57 vs. UC San Diego, 1st (11-27-02)	Points/Half	22 vs. Hawai'i, 1st (12-14-02)	19 at Hawai'i, 1st (12-14)
60.0 (12-20) vs. Hawai'i, 2nd (12-14-02)	76.2 vs. Air Force, 2nd (1-20-01)	FG Percentage/Half	32.1 (9-28) vs. Cal Poly, 2nd (11-30-02)	29.0 vs. Utah, 2nd (2-9)

SAN DIEGO STATE UNIVERSITY

Aztec Record When...

Category	This Season	Fisher Era	SDSU Streak
Home	6-3	35-21	Won 1
Away	3-1	11-30	Won 3
Neutral	0-0	3-2	Lost 1
Wearing Black	2-0		Won 2
Wearing Red	4-1		Won 4
Wearing White	3-3		Lost 1
Scoring First	6-2		Lost 1
Opponent Scores First	3-2		Won 2
Leading at Half	5-2	35-11	Won 5
Trailing at Half	3-2	10-41	Lost 1
Tied at Half	1-0	2-0	
Leading with 5:00 Left	9-1		Won 9
Trailing with 5:00 Left	0-3		Lost 4
Tied with 5:00 Left	0-0		
In Overtime	0-0	0-6	Lost 7
SDSU Outrebounds Opp.	8-2	33-17	Won 6
SDSU is Outrebounded	1-1	16-35	Lost 1
SDSU Commits More TOs	3-4	16-38	Won 1
Opp. Commits More TOs	6-0	30-12	Won 13
SDSU More FT Attempts	8-0	34-18	Won 14
Opp. More FT Attempts	1-4	14-35	Lost 1
SDSU Shoots Better than Opp.	6-0	41-14	Won 9
Opp. Shoots Better than SDSU	2-4	7-39	Lost 1
SDSU Shoots 50% or Better	0-0	18-7	Won 2
SDSU Shoots 40-50%	8-4	26-19	Won 1
SDSU Shoots 40% or Less	1-0	5-27	Won 1
Opp. Shoots 50% or Better	0-0	3-14	Lost 1
Opp. Shoots 40-50%	3-4	22-32	Lost 1
Opp. Shoots 40% or Less	6-0	26-5	Won 20
SDSU Bench Outscores Opp.	7-0	26-21	Won 10
Opp. Bench Outscores SDSU	2-4	22-30	Lost 1
SDSU Scores Less Than 60	0-0	1-20	Won 1
SDSU Scores Between 60-69	3-1	11-17	Lost 1
SDSU Scores Between 70-79	4-1	21-11	Won 4
SDSU Scores Between 80-89	1-2	10-5	Lost 1
SDSU Scores Between 90-99	1-0	6-0	Won 6
SDSU Scores 100+	0-0	0-0	Won 23
Opp. Scores Less Than 60	4-0	19-2	Won 13
Opp. Scores Between 60-69	3-0	18-6	Won 6
Opp. Scores Between 70-79	2-2	12-24	Won 1
Opp. Scores Between 80-89	0-1	0-13	Lost 22
Opp. Scores Between 90-99	0-1	0-7	Lost 17
Opp. Scores 100+	0-0	0-1	Lost 7

Miscellaneous Stats

STARTING LINEUPS

SF	PF	C	SG	PG	W-L
Sir	Sanders	Mackell	Bland	Moore	3-3
Johnson	Sanders	Mackell	Bland	Moore	5-1
Hanour	Sanders	Manker	Bland	Moore	1-0

GAMES LED SAN DIEGO STATE IN SCORING	SEASON	CAREER
Tony Bland	7	16
Mike Mackell	5	8
Steve Sir	2	2
Evan Burns	1	1
Deandre Moore	1	2

GAMES LED SAN DIEGO STATE IN REBOUNDING	SEASON	CAREER
Aerick Sanders	10	17
Evan Burns	2	2
Tony Bland	1	6
Tommy Johnson	1	1

GAMES LED SAN DIEGO STATE IN ASSISTS	SEASON	CAREER
Deandre Moore	7	25
Tony Bland	6	20
Tommy Johnson	4	4

DOUBLE-FIGURE SCORING GAMES	SEASON	CAREER
Mike Mackell	13	30
Tony Bland	10	55
Deandre Moore	5	20
Evan Burns	4	4
Aerick Sanders	3	5
Steve Sir	2	2
Travis Hanour	1	2
Tommy Johnson	1	2

DOUBLE-DOUBLES	SEASON	CAREER
Evan Burns	1	1
Aerick Sanders	1	1

LEADS AND DEFICITS

SDSU Biggest Halftime Lead	24 vs. IPFW (12-30-02)
SDSU Biggest Halftime Lead Lost	3 at Portland (11-27-02)
SDSU Biggest Halftime Lead Lost in a Loss	3 at Portland (11-27-02)
SDSU Biggest Halftime Deficit	9 vs. Arizona (12-7-02)
SDSU Biggest Halftime Deficit Overcome	4 vs. Loyola Marymount (1-3-03)
SDSU Biggest Halftime Deficit Overcome for Victory	4 vs. Loyola Marymount (1-3-03)
SDSU Biggest Lead	33 vs. UC San Diego (12-2-02)
SDSU Biggest Lead Lost	10 at Portland (11-27-02)
SDSU Biggest Lead Lost in a Loss	10 vs. Eastern Wash. (11-23-02)
SDSU Biggest Deficit	19 vs. Arizona (12-7-02)
SDSU Biggest Deficit Overcome	13 at Cal Poly (11-30-02)
SDSU Biggest Deficit Overcome for Victory	13 at Cal Poly (11-30-02)

SDSU BY MONTH

November	1-2	December	6-1	January	2-1
February		March			

SDSU BY DAY

Sunday	0-0	Monday	2-1	Tuesday	1-0
Wednesday	1-1	Thursday	0-0	Friday	1-0
Saturday	4-2				

SEASON AND CAREER HIGHS

► 0 • TOMMY JOHNSON

	Season	Career
Points	13 at Portland, 11-27-02	13 at Portland, 11-27-02
Rebounds	7 vs. IPFW, 12-30-02	7 vs. IPFW, 12-30-02
Assists	5 at Cal Poly, 11-30-02	5 at Cal Poly, 11-30-02
Steals	2 - three times	3 at NMSU, 11-24-01
Blocked Shots	none	1 - four times
Minutes	26 at Houston, 12-28-02	26 at Houston, 12-28-02

► 1 • DEANDRE MOORE

	Season	Career
Points	16 vs. Arizona, 12-7-02	20 vs. Okla. St., 12-30-00
Rebounds	7 at Cal Poly, 11-30-02	7 at Cal Poly, 11-30-02
Assists	8 - two times	11 - two times
Steals	3 - four times	4 - four times
Blocked Shots	none	1 - five times
Minutes	37 - three times	43 at UCSB, 12-6-00

► 4 • TONY BLAND

	Season	Career
Points	29 vs. LMU, 1-3-03	33 vs. Houston, 1-29-02
Rebounds	8 at Portland, 11-27-02	8 - four times
Assists	8 - two times	9 vs. NSU, 11-21-01
Steals	3 at Houston, 12-21-02	4 - two times
Blocked Shots	2 at Cal Poly, 11-30-02	3 vs. Wyoming, 1-21-02
Minutes	39 vs. EWU, 11-23-02	43 vs. Wyoming, 1-21-02

► 5 • TRAVIS HANOUR

	Season	Career
Points	11 vs. FAU, 12-28-02	11 - two times
Rebounds	6 vs. USD, 1-8-03	6 vs. USD, 1-8-03
Assists	2 - two times	3 vs. Wash. St., 2-10-01
Steals	2 vs. Texas Tech, 1-6-03	2 - two times
Blocked Shots	1 - three times	2 vs. Chaminade, 11-20-00
Minutes	22 vs. Texas Tech, 1-6-03	24 vs. Saint Mary's, 12-2-00

► 11 • STEVE SIR

	Season
Points	18 - two times
Rebounds	4 vs. UCSD, 12-2-02
Assists	2 - four times
Steals	2 vs. IPFW, 12-30-02
Blocked Shots	none
Minutes	31 at Portland, 11-27-02

► 12 • ANDRE TORRES

	Season
Points	none
Rebounds	none
Assists	none
Steals	1 vs. FAU, 12-28-02
Blocked Shots	none
Minutes	1 vs. FAU, 12-28-02

► 15 • JOHN SHARPER

	Season
Points	8 vs. FAU, 12-28-02
Rebounds	5 vs. UCSD, 12-2-02
Assists	2 - two times
Steals	1 - four times
Blocked Shots	none
Minutes	16 vs. LMU, 1-3-03

► 20 • TRIMAIN DAVIS

	Season
Points	6 vs. UCSD, 12-2-02
Rebounds	3 - two times
Assists	1 vs. Texas Tech, 1-6-03
Steals	1 - three times
Blocked Shots	none
Minutes	19 vs. UCSD, 12-2-02

► 21 • EVAN BURNS

	Season
Points	21 vs. FAU, 12-28-02
Rebounds	10 vs. LMU, 1-3-03
Assists	3 vs. Arizona, 12-7-02
Steals	4 - two times
Blocked Shots	3 vs. LMU, 1-3-03
Minutes	26 vs. USD, 1-8-03

► 22 • CHRIS MANKER

	Season	Career
Points	9 vs. USD, 1-8-03	9 - two times
Rebounds	5 vs. Arizona, 12-7-02	5 - three times
Assists	2 vs. Arizona, 12-7-02	2 - four times
Steals	2 vs. USD, 1-8-03	2 vs. USD, 1-8-03
Blocked Shots	1 - four times	1 - nine times
Minutes	22 vs. USD, 1-8-03	31 vs. Wyoming, 12-16-00

► 30 • MIKE MACKELL

	Season	Career
Points	22 at Houston, 12-28-02	22 at Houston, 12-28-02
Rebounds	8 - three times	9 - two times
Assists	3 vs. FAU, 12-28-02	3 - two times
Steals	2 - three times	3 vs. Air Force, 3-2-02
Blocked Shots	1 vs. Hawai'i, 12-14-02	1 - eight times
Minutes	37 at Cal Poly, 11-30-02	37 at Cal Poly, 11-30-02

► 32 • BEN WARDROP

	Season	Career
Points	3 vs. IPFW, 12-30-02	3 - two times
Rebounds	none	2 vs. UCSD, 11-27-01
Assists	2 vs. UCSD, 12-2-02	2 vs. UCSD, 12-2-02
Steals	1 vs. UCSD, 12-2-02	1 vs. UCSD, 12-2-02
Blocked Shots	none	none
Minutes	9 vs. UCSD, 12-2-02	9 vs. UCSD, 12-2-02

► 34 • AERICK SANDERS

	Season	Career
Points	12 at Houston, 12-21-02	12 - two times
Rebounds	14 at Houston, 12-21-02	14 at Houston, 12-21-02
Assists	4 at Houston, 12-21-02	4 at Houston, 12-21-02
Steals	3 at Houston, 12-21-02	3 at Houston, 12-21-02
Blocked Shots	4 vs. UCSD, 12-2-02	4 - two times
Minutes	40 vs. EWU, 11-23-02	40 vs. EWU, 11-23-02

► 40 • MARKEE WHITE

	Season
Points	2 vs. UCSD, 12-2-02
Rebounds	2 vs. UCSD, 12-2-02
Assists	1 - three times
Steals	none
Blocked Shots	none
Minutes	9 at Portland, 11-27-02

Game 1

Eastern Wash. 75, San Diego State 70

Nov. 23, 2002 • San Diego, Calif.
Cox Arena at Aztec Bowl • Att.: 6,183

SAN DIEGO - Eastern Washington outscored San Diego State 52-37 over the final 24 minutes to spoil the Aztecs' season opener, 75-70, on Nov. 24.

While the Aztecs shot just 22 percent from behind the arc, the Eagles connected on 8-of-14 three-point shots, including three each by Brendon Merritt and Danny Pariseau, and overcame a 10-point deficit at the final media timeout of the first half. EWU (2-1) also won the battle of scoring runs in the second half, taking a nine-point lead early and as much as an eight-point advantage late in the game while holding off SDSU's rally.

SDSU (0-1) went on a 13-3 run, propelled by five points from senior guard Tony Bland, to take its final lead at 47-45 with 12 minutes remaining. But Merritt connected on a three-pointer on the next possession to give the Eagles the lead for good.

The Aztecs closed to within 71-70 on three free throws by freshman guard Steve Sir with 18 seconds remaining, but the Eagles converted all four of their attempts from the charity stripe to close out the game.

SDSU senior center Mike Mackell scored a game-high 19 points on 7-of-11 shooting, while Bland added 16. Junior forward Aerick Sanders collected a career-high 11 rebounds.

The Eagles received a balanced scoring effort with four players in double-figures, led by Chris Hester and Alvin Snow with 15 apiece. Merritt and Pariseau each added 13 points.

A record season-opening crowd of 6,183, SDSU's 10th-largest attendance figure at Cox Arena, watched the Aztecs raise the 2002 Mountain West Conference tournament championship banner before the game.

NOTES OF THE GAME: Aztec coach Steve Fisher had a personal streak of 10 consecutive victories in season-openers snapped. It was his first career loss in 12 November home contests, including a 6-1 mark with SDSU. The loss stopped SDSU's non-conference home winning streak at 13 games, the third longest in program history and second longest in the Div. I era.

EWU	MP	FG	3FG	FT	R	F	A	T	O	B	S	P	TP
Hester	25	5-7	0-0	5-7	7	3	2	0	0	0	0	15	
Axton	23	0-3	0-1	2-2	1	4	2	2	0	0	2		
Williams	14	1-1	0-0	2-3	4	4	0	1	0	0	4		
Merritt	29	3-6	3-4	4-4	1	1	2	1	0	2	13		
Snow	37	7-17	1-4	0-0	7	2	5	1	1	2	15		
Pariseau	23	4-7	3-3	2-2	3	2	2	2	0	0	13		
McCulloch	4	0-0	0-0	0-0	1	0	0	1	0	0	0		
Browne	20	2-6	1-2	2-4	0	3	1	1	0	0	7		
Smith	25	2-5	0-0	2-6	5	2	2	2	4	3	6		
Team					1								
Totals	200	24-52	8-14	19-28	30	21	17	10	5	7	75		

SDSU	MP	FG	3FG	FT	R	F	A	T	O	B	S	P	TP
------	----	----	-----	----	---	---	---	---	---	---	---	---	----

Sanders	40	3-4	0-0	2-2	11	3	0	2	3	0	8		
Mackell	28	7-11	0-0	5-6	6	5	0	1	0	0	19		
Moore	36	3-8	2-6	0-0	4	5	4	6	0	1	8		
Bland	39	5-17	0-5	6-7	5	1	2	1	0	0	16		
Sir	21	2-8	2-6	3-3	1	0	1	2	0	1	9		
Johnson	17	3-5	0-1	1-2	0	2	4	1	0	0	7		
Sharper	6	0-0	0-0	0-1	0	2	0	0	0	1	0		
Davis	12	1-1	0-0	1-2	1	2	0	0	0	1	3		
White	1	0-0	0-0	0-0	0	0	0	0	0	0	0		
Team					2								
Totals	200	24-54	4-18	18-23	30	20	11	13	3	4	70		

Halftime: San Diego State 33, Eastern Washington 31. **FG %:** Eastern Washington 46.2, San Diego State 44.4. **3FG%:** Eastern Washington 57.1, San Diego State 22.2. **FT%:** San Diego State 78.3, Eastern Washington 67.9. **Officials:** Bill Gracey, Lonnie Dixon, Ronnie Hernandez. **Technical:** None.

Game 2

Portland 91, San Diego State 86

Nov. 27, 2002 • Portland, Ore.

Earle A. Chiles Center • Att.: 947

PORTLAND - Portland took advantage of a foul-plagued game, converting 38-of-53 free throws to overcome a 10-point second-half deficit and claim a 91-86 victory.

The game featured 66 fouls, eight disqualifications and 89 free throws, forcing both teams to empty their benches out of necessity with each side losing three starters to foul trouble. The Pilots registered only one more field goal attempt (54) than free throw attempts (53).

The Aztecs held leads of 51-41 with 14 minutes, 13 seconds remaining and 61-52 with 11:05 left. The Pilots then scored nine straight points to tie the game at 61 and a 7-0 run gave them a 69-67 advantage.

A four-point play by freshman guard Steve Sir briefly gave the Aztecs a lead with five minutes remaining, but the Pilots converted 10 free throws over the final 4:47 to claim their second victory and send SDSU to an 0-2 start.

Portland's Casey Frandsen led all scorers with 20 points before fouling out. The Aztecs had five players in double-digits, led by Sir's career-high 18. Mike Mackell registered 17 points, Tony Bland had 15, Deandre Moore 14 and sophomore Tommy Johnson scored a career-high 13 points.

SDSU	MP	FG	3FG	FT	R	F	A	T	O	B	S	P	TP
Sanders	19	2-5	0-0	1-2	2	5	1	1	1	1	5		
Mackell	28	5-12	0-0	7-12	7	5	2	3	0	1	17		
Moore	37	3-9	3-6	5-7	6	3	7	9	0	1	14		
Bland	33	5-12	1-3	4-6	8	5	5	2	0	1	15		
Sir	31	5-12	4-9	4-4	4	3	2	0	0	0	18		
Johnson	19	4-8	2-6	3-3	5	4	3	3	0	0	13		
Sharper	19	4-8	2-6	3-3	5	4	3	3	0	0	13		
Sharper	6	0-0	0-0	0-0	2	1	0	1	0	0	0		
Davis	18	2-3	0-0	0-0	3	5	0	2	0	1	4		
Wardrop	0+	0-0	0-0	0-0	0	3	1	0	0	0	0		
White	9	0-1	0-0	0-2	1	2	1	0	0	0	0		
Team					2								
Totals	200	26-62	10-24	24-36	40	36	22	21	1	5	86		

Portland	MP	FG	3FG	FT	R	F	A	T	O	B	S	P	TP
Geddis	26	1-4	0-1	7-10	7	5	2	1	5	1	9		
Gema	25	5-8	0-0	3-5	8	5	1	0	2	2	13		
Wilson	30	4-11	0-3	4-5	1	3	4	1	1	4	12		
Quick	34	4-8	3-4	4-4	1	1	2	4	0	0	15		

Frandsen	31	6-13	2-6	6-9	4	5	0	4	0	1	20		
Minor	0+	0-0	0-0	2-4	1	1	0	0	0	0	2		
Gahlmann	4	0-0	0-0	2-2	0	1	0	1	0	0	2		
Jeter	20	2-5	0-2	2-4	3	2	3	3	0	0	6		
Aaker	14	0-2	0-2	1-2	1	2	3	0	0	1	1		
Galos	10	1-1	0-0	7-8	3	5	3	1	0	0	9		
Kim	5	1-2	0-0	0-0	0	0	0	0	0	0	2		
Soderberg	1	0-0	0-0	0-0	0	0	0	0	0	0	0		
Team					5								
Totals	200	24-54	5-18	53-53	34	30	18	15	8	9	91		

Halftime: San Diego State 37, Portland 34. **FG %:** Portland 44.4, San Diego State 41.9. **3FG%:** San Diego State 41.7, Portland 27.8. **FT%:** Portland 71.7, San Diego State 66.7. **Officials:** Rick Batsell, Kevin Brill, Tom Spitznagel. **Technical:** None.

Game 3

San Diego State 65, Cal Poly 62

Nov. 30, 2002 • San Luis Obispo, Calif.

Mott Gym • Att.: 2,859

SANLUIS OBISPO - San Diego State seniors Tony Bland and Mike Mackell scored 21 points each as the Aztecs overcame a 13-point first-half deficit en route to a 65-62 victory over Cal Poly at Mott Gym on Nov. 30.

The victory was the first of the season for San Diego State (1-2) which had opened the campaign with consecutive five-point losses and marked just the third defeat in the last 15 home games for the Mustangs (1-2).

The Aztecs trailed 20-7 out of the gate and were down 36-24 with 4:29 remaining in the first half but ended the period with a 10-0 run. Mackell, who tied a career high with 21 points, tallied five points in the spurt that cut the Aztec deficit to two points at the break.

The Mustangs built the lead to nine points when Steve Geary connected on a three-point field goal with 13:08 to play. Geary tied for team-high honors with 16 points in the contest.

But the Aztecs battled back with a 16-2 run. Deandre Moore gave San Diego State the lead for good with a lay-up by Deandre Moore and capped the run on a Tony Bland jumper.

San Diego State sealed the victory by making 4-of-5 free throws in the final 56 seconds of the contest.

The Aztec senior class of Bland, Mackell and Moore accounted for 52 points, 20 rebounds and eight assists in the contest. The trio accounted for 26 of San Diego State's 31 second-half points.

San Diego State won despite just shooting 34.9 percent from the field marking just the fifth time in the Steve Fisher era the Aztecs have won a game shooting less than 40 percent from the field.

The Aztecs made up for the rough shooting night by out-rebounding the Mustangs 43-38 and holding Cal Poly to 37.5 percent shooting from the field.

NOTES OF THE GAME: Mike Mackell tied a career high with 21 points, he scored 21 points in the Aztecs victory at New Mexico (2-2-02) last season... It was the third 20-plus scoring game of his career and he has 10+ points in five straight

games... Tony Bland scored a season-best 21 points, marking his 11th 20+ scoring game while at San Diego State and his 12th overall... With 14 points against Portland and 10 points vs. Cal Poly, Deandre Moore scored in double figures of consecutive games for the fourth time in his career but the first since his sophomore season... The senior point guard has never scored in double figures in three consecutive contests... Moore has 13 assists in his last two games, his highest two-game total since his sophomore season when he had 14 in consecutive games against Wyoming (11) and Colorado State (3)... His highest two-game total is 20... Aerick Sanders pulled down nine rebounds, narrowly missing his third double-figure rebound performance for his career... The Aztecs are 31-8 in the Fisher era when holding opponents below 70 points and 26-16 when out-rebounding opponents... San Diego State avoided what would have been its first three-game losing streak since the 2000-01 season.

SDSU	MP	FG	3FG	FT	R	F	A TO	B	S	TP
Sanders	28	0-4	0-0	0-0	9	5	0 3	1	1	0
Mackell	37	8-16	0-0	5-9	7	1	1 3	0	2	21
Moore	37	4-9	1-3	1-3	7	4	6 2	0	3	10
Bland	35	6-16	2-3	7-8	6	0	1 0	2	0	21
Sir	18	3-6	3-6	0-0	0	2	1 1	0	0	9
Johnson	6	1-9	0-3	2-2	4	1	5 3	0	0	4
Sharper	6	0-0	0-0	0-0	0	0	1 0	0	1	6
Davis	13	0-3	0-0	0-0	3	3	0 0	0	1	0
White	1	0-0	0-0	0-0	0	0	0 0	0	0	0
Team					7					
Totals	200	22-63	6-15	15-22	43	16	15 12	3	8	65

CP	MP	FG	3FG	FT	R	F	A TO	B	S	TP
Patterson	28	2-6	0-0	0-0	8	5	0 0	0	2	4
Dennis	22	2-10	1-3	4-4	2	4	2 0	0	1	9
Jackson	33	2-7	1-3	0-0	7	0	6 5	0	1	5
Allen	36	6-12	4-7	0-0	3	2	2 0	0	1	16
Geary	40	4-13	1-6	7-9	4	1	0 6	0	2	16
Lisinac	15	3-5	1-2	0-0	5	5	0 3	2	1	7
Grace III	15	2-3	0-1	1-2	3	0	0 0	1	1	5
Sampson	2	0-0	0-0	0-0	0	2	0 1	0	0	0
Titchenal	9	0-0	0-0	0-0	2	0	0 0	0	0	0
Team					4					
Totals	200	21-56	8-22	12-15	38	19	10 15	3	9	62

Halftime: Cal Poly 36, San Diego State 34. **FG %:** Cal Poly 37.5, San Diego State 34.9. **3FG %:** San Diego State 40.0, Cal Poly 36.4. **FT %:** Cal Poly 80.0, San Diego State 68.2. **Officials:** Mike Scyphers, Jim Danner, Larry Spaulding. **Technical:** None.

Game 4

San Diego State 87, UC San Diego 57 Dec. 2, 2002 • San Diego, Calif. Cox Arena at Aztec Bowl • Att.: 4,401

SANDIEGO - Redshirt freshman sharpshooter Steve Sir connected on a career-high six three-point field goals and scored 18 points as San Diego State set a school record with 16 three-pointers in an 87-57 defeat of cross-town foe UC San Diego on Monday night.

Senior guard Tony Bland, who made 4-of-7 from three-point range, also scored 18 as the Aztecs won their second straight after an 0-2 start.

SDSU has won the five all-time meetings with UCSD by an average of 29.4 points.

The Aztecs came out with a flourish against their Div. II city counterparts, running out to a 21-7 lead by the second media timeout. The score was 36-24 before SDSU closed out the first half with an 11-0 run, highlighted by Sir three-pointers on consecutive possessions, over the final 1 minute, 59 seconds to take a 47-24 halftime lead.

UC San Diego never led and was harassed into 39.7 percent shooting, including 7-of-30 from three-point range, as the Aztecs held an opponent under 60 points for the first time this season. Led by junior forward Aerick Sanders' 11 boards, the Aztecs enjoyed a 44-27 rebound advantage over the shorter Tritons.

SDSU, which shot an identical 16-of-33 from behind the arc and from two-point range, broke the previous team record of 13 three-pointers and came within one of the Mountain West record of 17 treys.

The Aztecs received tremendous scoring balance, as four players scored in double-figures and nine of the 10 players who dressed for the game found their way into the scoring ledger.

Jordan Watkins and Sean Crawford led the Tritons with 15 apiece.

NOTES OF THE GAME: The victory was the ninth straight home win in December for the Aztecs... Sanders' four blocks on the night give him 53 for his career, placing him 10th on the school's all-time list... Redshirt freshman Trimaime Davis registered the best scoring output of his young career with six points, while redshirt freshman Markee White and true freshman John Sharper scored their first points as collegians on a pair of free throws and a three-pointer, respectively.

UCSD	MP	FG	3FG	FT	R	F	A TO	B	S	TP
Duffaut	27	3-10	1-6	0-0	2	2	0 0	0	0	7
Moyneur	22	2-3	1-2	1-1	0	3	2 1	0	1	6
Watkins	29	7-11	0-0	1-2	5	1	3 3	0	1	15
Jackson	29	2-6	1-3	2-2	3	4	3 1	0	0	7
Crawford	30	6-15	3-11	0-2	2	2	2 4	0	2	15
Zanolli	5	0-1	0-1	0-0	0	0	0 1	0	0	0
Crockett	14	0-2	0-2	0-0	2	0	2 0	0	1	0
Tower	3	0-0	0-0	0-0	0	0	0 0	0	0	0
Rikansrud	10	1-5	1-5	0-0	1	0	0 1	0	1	3
Sydney	17	0-2	0-0	0-0	5	0	1 1	0	2	0
Roberts	5	1-1	0-0	0-0	1	0	1 1	0	0	2
Conti	8	1-2	0-0	0-0	3	2	0 1	0	1	2
Cooke	1	0-0	0-0	0-0	0	0	0 0	0	0	0
Team					3					
Totals	200	23-58	7-30	4-7	27	14	14 15	0	9	57

SDSU	MP	FG	3FG	FT	R	F	A TO	B	S	TP
Sanders	30	4-8	0-0	0-0	11	0	2 1	4	0	8
Mackell	27	5-7	0-0	5-8	8	0	1 2	0	0	15
Moore	27	4-7	3-5	0-0	1	2	8 2	0	1	11
Bland	27	7-17	4-7	0-0	3	1	6 0	0	1	18
Sir	25	6-10	6-10	0-0	4	0	1 3	0	0	18
Johnson	17	2-8	2-6	0-0	2	0	1 1	0	0	6
Sharper	12	1-3	1-3	0-0	5	1	2 1	0	0	3
Davis	19	3-3	0-0	0-0	2	2	0 1	0	0	6
Wardrop	9	0-2	0-2	0-0	0	2	2 0	0	1	0
White	7	0-1	0-0	2-3	2	0	0 2	0	0	2
Team					6					
Totals	200	32-66	16-33	7-11	44	8	23 14	4	3	87

Halftime: San Diego State 47, UC San Diego 24. **FG %:** San Diego

State 48.5, UC San Diego 39.7. **3FG %:** San Diego State 48.5, UC San Diego 23.3. **FT %:** San Diego State 63.6, UC San Diego 57.1. **Officials:** Stanley Reynolds, Larry Spaulding, Greg Burks. **Technical:** None.

Game 5

No. 1/1 Arizona 89, San Diego State 81 Dec. 2, 2002 • San Diego, Calif. Cox Arena at Aztec Bowl • Att.: 12,414 (c)

SANDIEGO - A capacity crowd and a national television audience witnessed San Diego State supply top-ranked Arizona with its toughest challenge of the season. The Aztecs thrilled the first-ever sellout crowd at Cox Arena and served notice to the national audience by challenging No. 1 Arizona for the full 40 minutes before finally succumbing, 89-81.

For the second consecutive season, the Aztecs harassed the nation's top-ranked team throughout the game. But just as they did last year in holding No. 1 Duke to its lowest margin of victory at home, SDSU fell shy of pulling off the upset in the ESPN-televvised contest.

The top-ranked Wildcats, who won their first three games of the season by an average of 35.7 points, were playing their first road game in front of the raucous 12,414-spectator capacity crowd and had trouble shaking the Aztecs' pesky effort. SDSU held a 10-7 lead after a Trimaime Davis layup with 13 minutes, 21 seconds remaining in the first half.

Freshman Evan Burns and sophomore transfer Chris Manker, who were eligible to play for the first time this season, sparked the Aztecs and ignited the crowd when they entered the game at the 12:04 mark of the first half. A half-minute later, Burns had his first points as an Aztec on an alley-oop dunk, while Manker drained a three-pointer at 10:47 to tie the game at 17-17.

Burns finished with seven points, three rebounds and three assists in 17 minutes, while Manker added five points and five rebounds in 13 minutes.

The game was tied at 21-all before Arizona took command with a 23-14 run to close out the half. Arizona, the popular preseason national championship pick, displayed its superior depth as eight different players scored during the run.

Arizona picked up in the second half where it left off in the first, running its lead to as many as 19 points. The Wildcats led by 17 with six minutes left before the Aztecs made things interesting by scoring the next seven points. However, SDSU could not climb past the 10-point barrier until there was too little time left in the final minute.

SDSU held preseason Wooden Award candidates Luke Walton and Jason Gardner to a combined 16 points on 3-of-16 shooting, but Will Bynum came off the bench to score a game-high 19 while Rick Anderson added 17. The senior trio of Deandre Moore, Tony Bland and Mike Mackell combined for 47 points to lead the Aztecs.

NOTES OF THE GAME: The capacity crowd of 12,414 was the first sellout in the six-year history of Cox Arena and the Aztecs' second-largest home crowd ever, trailing only the 13,106 fans who watched SDSU play North Carolina at the Sports Arena on Dec. 29, 1988... The game was the first was the first match-up between active championship coaches in 2002-03, as Arizona's Lute Olson, who guided the Wildcats to their first-ever championship in 1997, gets the win over SDSU's Steve Fisher, who won the first six games of his head-coaching in leading Michigan to the 1989 title.

ARIZONA	MP	FG	3FG	FT	R	F	A TO	B	S	TP
Walton	24	2-6	2-3	1-2	3	3	4 3	0	0	7
Iguodala	19	2-4	1-2	2-2	3	1	2 1	0	2	7
Anderson	26	8-12	0-0	1-2	10	2	1 2	2	2	17
Frye	21	3-5	0-0	2-3	4	2	0 0	2	0	8
Gardner	33	1-10	0-7	7-8	2	3	6 2	0	0	9
Fox	19	4-6	0-0	2-5	5	2	1 1	0	0	10
Bynum	23	5-10	4-8	5-6	7	2	1 5	0	3	19
Stoudamire	10	1-5	0-3	2-2	1	1	1 0	0	0	4
Adams	14	4-8	0-1	0-0	4	0	1 0	0	1	8
Latimore	11	0-1	0-0	0-0	0	1	1 0	0	1	0
Team					1					
Totals	200	30-67	7-24	22-30	40	17	18 14	4	9	89

SDSU	MP	FG	3FG	FT	R	F	A TO	B	S	TP
Sanders	29	2-7	0-0	3-4	11	5	0 2	2	1	7
Mackell	24	6-7	0-0	3-5	8	5	0 4	0	2	15
Moore	37	6-9	2-3	2-2	3	4	8 4	0	1	16
Bland	34	7-21	2-6	0-0	4	1	1 1	0	2	16
Sir	18	2-7	2-7	0-0	1	1	0 1	0	1	6
Johnson	17	2-6	0-3	1-2	1	3	4 2	0	2	5
Davis	11	2-5	0-0	0-0	1	3	0 0	0	0	4
Burns	17	3-6	1-3	0-0	3	3	3 2	1	0	7
Manker	13	2-5	1-3	0-0	5	0	2 1	1	0	5
Team					4					
Totals	200	32-73	8-25	9-13	41	25	18 18	4	9	81

Halftime: Arizona 44, San Diego State 35. **FG %:** Arizona 44.8, San Diego State 43.8. **3FG %:** San Diego State 32.0, Arizona 29.2. **FT %:** Arizona 73.3, San Diego State 69.2. **Officials:** Stanley Reynolds, Terry Christman, Bobby McRoy. **Technical:** None.

Game 6

San Diego State 64, Long Beach St. 55 Dec. 10, 2002 • Long Beach, Calif. The Pyramid • Att.: 2,542

LONG BEACH - San Diego State utilized a 20-6 run early in the second half to claim a 64-55 decision over Long Beach State on Tuesday night at The Pyramid. Senior center Mike Mackell scored 17 points and senior guard Tony Bland added 11 as the Aztecs recorded their second road win of the season, marking the earliest SDSU notched a second road win in 31 seasons.

With their best defensive effort of the season in holding the 49ers to 34 percent shooting, the Aztecs won for the ninth time in their last 10 meetings with Long Beach dating to 1980.

Behind a balanced first-half effort that saw eight different Aztecs score and nine assists recorded on 12 SDSU baskets, San Diego State held a 31-26 halftime lead. Long Beach opened the second half with a 12-2 run to take a 38-33

lead, but the Aztecs capped their game-breaking run with a John Sharper three-pointer to claim a nine-point lead with seven minutes, 54 seconds remaining.

Tony Darden's jumper with 2:23 left brought Long Beach within 58-54, but SDSU scored the next five points and made enough free throws down the stretch to close out the 64-55 win.

For the second straight game, the Aztec bench recorded a season-best scoring output. Sparked by 10 points from freshman forward Evan Burns and eight from sophomore center Chris Manker, who were playing in only their second game as Aztecs, SDSU reserves outscored LBSU's bench, 25-2. The Aztecs also claimed a 38-30 advantage on the boards, as junior forward Aerick Sanders grabbed a career-high 12 rebounds.

LBSU's Darden led all scorers with 20 points, including three 3-pointers, while Kevin Roberts added 13 points and grabbed 9 rebounds.

NOTES OF THE GAME: With the win, SDSU improved to 11-10 in its last 21 road/neutral games... Before the current stretch, it took the Aztecs 60 games to record 11 such victories... San Diego State recorded a victory the game after playing the nation's No. 1 team for the second straight season... Mackell has scored at least 15 points in all six games this season, while Bland scored in double-figures for the 35th time in 39 games as an Aztec... Freshman guard Steve Sir was held without a three-pointer for the first time in his six-game Aztec career... The game was a homecoming of sorts for SDSU, as 10 of the 14 players on the Aztec roster come from a 35-mile radius of Long Beach.

SDSU	MP	FG	3FG	FT	R	F	A TO	B	S	TP
Sir	12	1-4	0-2	0-0	1	0	2 3	0	0	2
Sanders	24	1-1	0-0	2-2	12	4	1 3	1	0	4
Mackell	29	6-10	0-0	5-5	6	5	0 6	0	0	17
Moore	35	2-5	1-2	0-0	2	3	3 1	0	2	5
Bland	35	5-10	1-1	0-2	2	1	4 2	0	0	11
Johnson	13	1-3	1-3	1-2	4	0	0 3	0	0	4
Sharper	9	1-2	1-2	0-0	0	1	0 0	0	1	3
Davis	10	0-0	0-0	0-0	2	1	0 0	0	0	0
Burns	22	2-9	0-2	6-7	4	3	1 1	1	2	10
Manker	11	3-5	2-3	0-0	4	2	1 1	0	0	8
Team					1					
Totals	200	22-49	6-15	14-18	38	20	12 20	2	5	64

LBSU	MP	FG	3FG	FT	R	F	A TO	B	S	TP
Roberts	37	5-12	1-3	2-4	9	3	3 3	0	3	13
Williams	30	2-8	0-3	1-2	3	3	1 1	0	2	5
Lawhorn	20	2-3	0-0	5-6	4	1	0 1	1	0	9
Thompson	37	2-4	0-0	2-4	2	1	4 2	0	2	6
Darden	37	6-19	3-9	5-6	1	2	1 3	0	2	20
Hodges	5	0-1	0-1	0-0	0	1	0 0	0	0	0
Jackson, M.	4	0-0	0-0	0-0	2	3	0 1	0	0	0
Pearson	7	1-1	0-0	0-0	3	2	0 0	0	0	7
Jackson, A.	15	0-2	0-0	0-1	3	1	1 0	1	1	0
Jenkins	8	0-3	0-2	0-0	0	0	0 2	0	0	0
Team					3					
Totals	200	18-53	4-18	15-23	30	17	10 13	2	10	55

Halftime: San Diego State 31, Long Beach State 26. **FG %:** San Diego State 44.9, Long Beach State 34.0. **3FG %:** San Diego State 40.0, Long Beach State 22.2. **FT %:** San Diego State 77.8, Long Beach State 65.2. **Officials:** Jim Stupin, Randy McCall, Bob Staffen. **Technical:** None.

Game 7

San Diego State 60, Hawai'i 49 Dec. 14, 2002 • San Diego, Calif. Cox Arena at Aztec Bowl • Att.: 6,138

SAN DIEGO - Behind a stifling defensive effort that held Hawai'i to its lowest point total in three seasons, San Diego State defeated the visiting Rainbow Warriors for the second straight season, 60-49, at Cox Arena. In the battle of 2002 NCAA Tournament teams, SDSU (4-3) limited the two-time defending WAC champions to 34.0 percent shooting while holding three Hawai'i starters scoreless.

Hawai'i (2-1), which has rung up an impressive 29-7 record over the past two seasons, has suffered losses in back-to-back seasons at the hands of the Aztecs. The Rainbow Warriors were held below 50 points for the first time since a 53-49 loss to Bowling Green on Nov. 21, 1999, while the Aztecs held a Division I opponent other than Air Force below 50 points for the first time since an 80-47 win over CSU Northridge on Jan. 30, 1996.

Senior guard Tony Bland scored a game-high 19 points on season-best 6-of-8 shooting, registering double-figure points for the 36th time in 40 games as an Aztec. However, Bland's best effort in the game may have come on the defensive end, as he helped harrass preseason Wooden Award candidate Carl English into 4-of-15 shooting, five turnovers and only four points after halftime.

The game was tied at 22 at halftime, as both teams struggled to under-35 percent shooting. The Aztecs scored 10 of the first 15 points in the second half, but the Rainbow Warriors fought back to take a 33-32 lead on Nkeruwem Akpan's jumper with 13 minutes, 26 seconds remaining.

The game was tied at 36 with 11:18 left before sophomore Tommy Johnson, who earned his first career start, converted a layup and the Aztecs forced three consecutive Hawai'i turnovers to spark a game-breaking 13-4 run. SDSU, which shot 60 percent from the floor in the second half, registered an equally impressive 11-for-15 from the free-throw line over the last 4:31 to seal the 60-49 win.

Senior center Mike Mackell scored 15 points, hitting that mark now in all seven games this season. Junior Aerick Sanders grabbed nine rebounds and registered a career-high three assists.

English led the Rainbow Warriors with 16 points, while Phil Martin added 14 points.

NOTES OF THE GAME: With the win, San Diego State improved to 4-3, equalling the Aztecs' best start since the 1996-97 squad started 5-2... The 4-3 mark also equals last season's NCAA tournament squad out of the gate... The Aztecs matched their season-low with 12 turnovers while forcing a season-high 21 miscues... Sophomore guard Travis Hanour played his first game for SDSU, entering with 10 min-

utes, 30 seconds remaining in the first half... The transfer from Arizona connected on his first basket, a jumper from the left baseline, at the 8:09 mark

HAWAII	MP	FG	3FG	FT	R	F	A TO	B	S	TP
Martin	28	5-7	1-1	3-4	4	3	1 5	0	0	14
Peciukas	8	0-2	0-1	0-0	0	0	0 0	0	0	0
Shimonovich	27	0-5	0-0	0-0	7	5	1 5	1	0	0
Campbell	30	0-3	0-1	0-0	3	3	3 1	0	0	0
English	39	4-15	3-7	5-7	12	2	2 5	0	1	16
Carter	15	4-8	2-5	0-1	0	2	1 1	0	0	10
Kuebler	29	2-7	0-0	1-1	4	3	2 0	0	1	5
Akpan	24	2-3	0-0	0-0	7	1	3 4	1	0	4
Team					1					
Totals	200	17-50	6-15	9-13	38	19	13 21	2	2	49

SDSU	MP	FG	3FG	FT	R	F	A TO	B	S	TP
Sanders	31	1-2	0-0	0-0	9	2	3 1	1	0	2
Mackell	31	6-16	0-0	3-4	8	2	1 2	1	1	15
Johnson	21	3-5	0-1	0-0	0	4	0 0	0	1	6
Moore	35	2-4	1-1	2-2	1	2	5 2	0	3	7
Bland	35	6-8	1-1	6-9	2	1	1 4	0	1	19
Hanour	16	1-4	0-2	2-4	2	3	2 2	1	0	4
Sir	9	2-2	1-1	0-0	1	1	1 0	0	1	5
Sharper	1	0-0	0-0	0-0	0	0	0 0	0	0	0
Davis	2	0-0	0-0	0-0	0	0	0 0	0	0	0
Burns	14	0-4	0-0	0-0	3	2	0 1	1	2	0
Manker	8	1-4	0-1	0-0	2	0	0 0	0	0	2
Team					0					
Totals	200	22-49	3-7	13-19	28	17	13 12	4	9	60

Halftime: San Diego State 22, Hawai'i 22. **FG %:** San Diego State 44.9, Hawai'i 34.0. **3FG%:** San Diego State 42.9, Hawai'i 40.0. **FT%:** Hawai'i 69.2, San Diego State 68.4. **Officials:** Dan Chrisman, Jim Danner, Shawn Lehigh. **Technical:** None.

Game 8

San Diego State 71, Houston 61

Dec. 21, 2002 • Houston, Texas

Hofheinz Pavilion • Att.: 3,444

HOUSTON - Mike Mackell and Aerick Sanders recorded career highs as San Diego State rallied from an eight-point deficit to defeat Houston, 71-61, on Dec. 21 at the Hofheinz Pavilion.

The Cougars led 42-38 with 15:23 to play, but a 20-3 Aztec run put San Diego State on top to stay. The Aztecs led the final 13:09 of the contest.

Trailing by two points at the half, the Aztecs completely dominated the second 20 minutes of play, connecting on 15-of-27 field goal attempts (55.6 percent) and out-rebounding the Cougars 22-12 after intermission.

Mackell, the Aztec senior center, scored a career high 22 points on the strength of 9-of-13 field goals. Sanders, a junior forward, tied a career high with 12 points and added career bests with 14 rebounds and four assists.

Deandre Moore added 10 points for the Aztecs while Tony Bland, scored seven points and added a game-high six assists. The Senior guard now has 998 points in his career.

Houston was paced by Louis Truscott who posted team-highs with 16 points and 12 rebounds.

NOTES OF THE GAME: San Diego State improves to 5-3 overall and has won three

straight games and five of its last six. SDSU plays its next five games at home where the Aztecs have posted a 14-5 record since the beginning of last season... San Diego State has won three of its first four road games in a season for the first time since the 1984-85 campaign when SDSU opened the season with victories in its first four road games. This is the first time in 18 seasons that SDSU won at least three of its first four road games of the season.

SDSU	MP	FG	3FG	FT	R	F	A TO	B	S	TP
Sanders	30	5-9	0-0	2-2	14	4	4 1	0	1	12
Mackell	27	9-13	0-0	4-4	3	2	0 4	0	0	22
Johnson	26	3-9	1-4	0-0	5	1	1 1	0	1	7
Moore	28	2-4	2-4	4-6	2	3	1 1	0	3	10
Bland	32	2-9	0-4	3-5	4	0	6 3	0	3	7
Hanour	18	2-6	2-4	0-1	4	1	1 1	0	0	6
Sir	11	1-6	1-6	0-0	1	1	1 0	0	0	3
Sharper	5	0-0	0-0	0-0	0	0	0 0	0	0	0
Davis	2	0-0	0-0	0-0	0	0	0 0	0	0	0
Burns	10	2-4	0-0	0-1	4	2	2 1	1	0	4
Manker	11	0-1	0-0	0-0	1	1	0 1	0	0	0
Team					2		1			
Totals	200	26-61	6-22	13-19	40	15	16 14	1	8	71

HOUSTON	MP	FG	3FG	FT	R	F	A TO	B	S	TP
Truscott	39	6-13	1-2	3-4	12	0	2 4	0	1	16
Shelton	28	3-5	1-3	0-0	3	2	1 2	1	0	7
McGuire	20	4-4	1-1	1-2	6	4	1 3	1	0	10
Owens	34	3-13	2-5	0-0	2	4	5 1	0	0	8
Hensley	26	3-6	0-2	0-0	3	3	0 1	1	3	6
Jones II	24	1-8	0-1	1-2	1	2	1 2	0	0	3
Keys	8	1-1	0-0	0-0	0	0	0 0	0	0	2
Ferguson	21	4-7	0-0	1-1	4	4	1 3	1	0	9
Team					2					
Totals	200	25-57	5-14	6-9	33	19	11 16	4	4	61

Halftime: Houston 30, San Diego State 28. **FG %:** Houston 43.9, San Diego State 42.6. **3FG%:** Houston 35.7, San Diego State 27.3. **FT%:** San Diego State 68.4, Houston 66.7. **Officials:** Mark Whitehead, Mike Littlewood, Jim Stupin. **Technical:** None.

Game 9

San Diego State 91, Florida Atlantic 76

Dec. 28, 2002 • San Diego, Calif.

Cox Arena at Aztec Bowl • Att.: 5,566

SAN DIEGO - Evan Burns produced the breakout game of his young collegiate career, scoring a game-high 21 points, and Mike Mackell added 20 as the Aztecs ran their win streak to four straight with a 91-75 win over Florida Atlantic at Cox Arena.

In matching its best start in six seasons at 6-3, SDSU scored its most points since a 93-78 upset of No. 21/16 Fresno State last season. The Aztecs, playing the first contest of a five-game homestand, also reeled off 51 first-half points, the most since 57 points in the first half of a win over UC San Diego last season.

Burns matched his previous high of 10 points with 10 minutes, 54 seconds remaining in the first half. Despite playing only 18 minutes, the freshman forward became the only current Aztec to produce a 20-point game in his freshman season.

Mackell scored 16 of his 20 points in the first half, including a three-point play with 11:34 left

in the first stanza that gave the Aztecs the lead for good against their fellow 2002 NCAA Tournament opponent.

SDSU controlled the up-and-down game with its defensive pressure, forcing the Owls into almost as many turnovers (26) as made field goals (27). The Aztecs also held a 20-attempt advantage at the free throw line, converting 24-of-39 to FAU's 13-of-19.

Senior Tony Bland scored his 1,000th career point by connecting on his first shot of the game. He finished with nine points, giving him a career total of 1,007, and also dished out a season-best eight assists.

Chris Thomas led the Owls with 19 points.

NOTES OF THE GAME: With the season-best 91-point outburst, three Aztecs set career scoring marks. In addition to Burns' career-high 21 points, sophomore Travis Hanour set his SDSU high and matched his career high with 11 points and freshman John Sharper produced a personal-best eight points... Junior Aerick Sanders grabbed 11 rebounds for the fifth time in six games... Sanders' effort on the boards allowed the Aztecs to out-rebound or match their opponent on the boards for the eighth time in nine games this season.

FAU	MP	FG	3FG	FT	R	F	A TO	B	S	TP
Headley	20	0-4	0-0	5-6	2	4	0 2	0	0	5
Bishop	31	4-8	3-4	0-0	1	3	0 1	0	2	11
Edwards	28	1-4	0-1	1-2	10	4	2 6	0	0	3
Crumbley	37	5-15	2-8	1-1	1	3	4 6	0	1	13
Thomas	32	8-12	1-3	2-3	3	4	1 2	0	3	19
Neumann	14	2-2	0-0	0-0	3	5	0 3	0	0	4
Stevens	6	1-3	0-0	2-4	0	2	1 2	0	0	4
Cowans	25	5-8	1-3	2-3	8	3	3 1	0	1	13
Hamilton	7	1-2	1-2	0-0	3	3	0 3	0	0	3
Team					2					
Totals	200	27-58	8-21	13-19	33	31	11 26	0	7	75

SDSU	MP	FG	3FG	FT	R	F	A TO	B	S	TP
Sanders	25	3-4	0-0	1-3	11	4	2 2	0	3	7
Mackell	27	6-9	0-0	8-11	4	1	3 0	0	0	20
Johnson	23	3-8	1-4	0-0	2	4	3 0	0	2	7
Moore	23	2-7	0-3	1-2	2	2	5 3	0	3	5
Bland	30	3-7	0-2	3-8	5	1	8 2	0	2	9
Hanour	21	4-8	2-4	1-2	4	1	0 1	1	0	11
Sir	10	0-3	0-3	0-0	1	1	1 0	0	0	0
Torres	1	0-0	0-0	0-0	0	1	0 0	0	1	0
Sharper	9	2-4	2-4	0-0	0	0	0 2	0	0	8
Davis	5	1-2	0-0	1-3	2	1	0 0	0	0	3
Burns	18	7-11	0-0	7-8	4	3	0 4	1	4	21
Manker	5	0-1	0-1	0-0	1	0	0 2	0	0	0
Wardrop	1	0-1	0-1	0-0	0	0	0 1	0	0	0
White	2	0-1	0-0	0-0	0	1	1 0	0	0	0
Team					3					
Totals	200	31-66	5-22	24-39	39	20	23 17	2	15	91

Halftime: San Diego State 51, Florida Atlantic 41. **FG %:** San Diego State 47.0, Florida Atlantic 46.6. **3FG%:** Florida Atlantic 38.1, San Diego State 22.7. **FT%:** Florida Atlantic 68.4, San Diego State 61.5. **Officials:** Kelly Self, Mike Giarratano, Kenneth Wilson. **Technical:** None.

Game 10

San Diego State 74, IPFW 58

Dec. 30, 2002 • San Diego, Calif.

Cox Arena at Aztec Bowl • Att.: 5,094

SAN DIEGO - The Aztecs ran out to a 10-0 lead and led by as many as 29 points in cruising to a 74-58 victory over IPFW at Cox Arena.

SDSU ran its season-best winning streak to five games in improving to 7-3, equaling its best record after 10 games in the last six seasons. In posting a five-game victory streak for the third straight season, the Aztecs closed the month of December with a 6-1 record for their best record in the holiday month since the 1996-97 squad racked up an identical record.

The Aztecs left little doubt about the outcome early, scoring the first 10 points of the game on layups and follow-up shots. After the Mastodons' first basket, the Aztecs followed with a 15-2 run sparked by three-pointers from three different players. All five SDSU starters had scored by the first media timeout and nine different Aztecs entered the scoring column by the second media break.

The Aztecs put up 45 points in the first half, their third-most prolific scoring first period of the season, despite having only two players (Tony Bland and Evan Burns) with as many as seven points. The 24-point lead at the half (45-21) was the Aztecs' largest of the season. At the same time, SDSU set a season-low for points allowed in a half by holding the Mastodons to just 21 first-half points thanks to 14 forced turnovers.

After leading by 29 at one point in the first half, the Aztecs built their second-half lead to as many as 28 points before settling for the 16-point margin, SDSU's largest win over a Division I opponent this season. When junior walk-on guard Ben Wardrop scored his second career basket on a three-pointer with 34 seconds remaining, 12 of the 13 Aztecs who appeared in the game had broken into the scoring ledger.

Mike Mackell was held below 15 points for the first time this season, but he still scored in double-figures for the 12th straight time in an Aztec uniform with a team-high 11. Evan Burns added 10 points, while Tommy Johnson and Aerick Sanders each grabbed a team-high seven rebounds.

Jim Kessenich led IPFW with 13 points.

NOTES OF THE GAME: SDSU improved to 16-5 at Cox Arena since the beginning of last season and has won 17 of its last 19 home games against non-conference competition... Tommy Johnson (seven rebounds) and Travis Hanour (five rebounds) had career-best nights on the boards as the Aztecs owned a 41-30 advantage on the glass.

IPFW	MP	FG	3FG	FT	R	F	A TO	B	S	TP
Carouthers	20	3-5	0-1	1-2	1	0	2 3	1	1	7
Kessenich	29	6-12	1-2	0-0	3	1	0 3	2	0	13
Simon	22	1-1	0-0	1-4	4	4	0 1	0	0	3
Collins	25	2-12	2-5	4-4	4	2	3 1	0	3	10
Woodall	17	1-5	0-2	0-0	0	1	0 5	0	2	2
Noll	18	1-4	1-4	0-0	2	2	2 1	0	2	3
Clevinger	24	2-4	1-3	4-6	0	2	4 2	0	1	9
Jennings	26	4-10	0-1	1-1	12	1	1 1	0	2	9
Nesbitt	1	0-1	0-1	0-0	0	0	0 0	0	0	0
Thrasher	18	1-3	0-0	0-0	1	3	1 0	0	0	2
Team					3			1		
Totals	200	21-57	5-19	11-17	30	16	13 17	3	11	58

SDSU	MP	FG	3FG	FT	R	F	A TO	B	S	TP
Sanders	18	3-6	0-0	1-2	7	0	0 1	1	1	7
Mackell	23	4-7	0-0	3-4	4	1	0 2	0	2	11
Johnson	18	3-6	2-4	0-0	7	3	1 4	0	2	8
Moore	26	3-5	0-2	0-0	4	1	7 3	0	0	6
Bland	24	4-11	0-2	1-2	0	0	4 0	1	2	9
Hanour	19	1-3	1-3	0-0	5	1	2 2	0	0	3
Sir	18	2-5	2-5	0-0	2	0	2 1	0	2	6
Sharper	11	1-2	1-2	0-0	2	2	1 0	0	0	3
Davis	16	1-2	0-0	1-2	1	1	0 0	0	0	3
Burns	11	3-5	1-2	3-3	3	4	0 2	0	1	10
Manker	13	1-4	1-2	2-6	4	2	0 3	1	0	5
Wardrop	1	1-1	1-1	0-0	0	0	1 0	0	0	3
White	2	0-1	0-0	0-0	0	0	1 0	0	0	0
Team					2					
Totals	200	27-58	9-23	11-19	41	15	19 18	3	10	74

Halftime: San Diego State 45, IPFW 21. FG %: San Diego State 46.6, IPFW 36.8. 3FG%: San Diego State 39.1, IPFW 26.3. FT%: IPFW 64.7, San Diego State 57.9. Officials: Bob Staffen, Greg Burks, Mike Littlewood. Technicals: None.

Game 11

San Diego State 79, Loyola Marymount 69

Jan. 3, 2003 • San Diego, Calif.

Cox Arena at Aztec Bowl • Att.: 5,269

SAN DIEGO - Senior guard Tony Bland scored an Aztec season-high 29 points as San Diego State overcame a seven-point second-half deficit to win its sixth straight, 79-69, over Loyola Marymount at Cox Arena.

The win, coming in head coach Steve Fisher's 100th game at the helm of the Aztec program, extends SDSU's victory streak to six straight and matches the squad's best run since the 2000-01 season. At 8-3, the Aztecs have equaled their best start since the 1996-97 campaign.

Bland, who had been held to single-digit scoring in the three previous games for the first time in his Aztec career, connected on four of his first five shots and hit his first two free throws to reach the 10-point mark with 12 minutes, 42 seconds remaining in the first half. He hit a pair of free throws with 2:01 left in the first period to reach his previous season high of 21 points. The senior from Los Angeles was the only Aztec with more than four points at intermission.

Bland's offensive prowess kept SDSU in the game, as a 15-point first-half performance by Keith Kincade had propelled the Lions to a 39-35 halftime lead.

The Aztecs trailed by as many as seven points in the second half, but senior center Mike Mackell, who was held scoreless in the first half, tallied 13 points after intermission as the Aztecs mounted their comeback.

With the visitors ahead by three, 60-57, with 8:55 left, freshman Evan Burns, who registered his first career double-double with 10 points and 10 rebounds, hit a jumper to pull the Aztecs within one. Following a Kincade turnover, Mackell converted a layup to give the Aztecs the lead for good, 61-60. SDSU then closed out the game by hitting its free throws on a 25-11 run to earn its third victory of the season after trailing at the half.

Junior forward Aerick Sanders scored in double-digits for the fourth time in his career with 10 points and grabbed nine rebounds.

Kincade led the Lions with 22 points on 8-of-12 shooting and a perfect 5-for-5 effort from the line.

NOTES OF THE GAME: SDSU closed out the Lions with its proficiency from the free-throw line, shooting a season-best 83.3 percent on 25-of-30 shooting from the charity stripe... Freshman guard Steve Sir hit both of his free throws, his first attempts since the second game of the season against Portland Nov. 27, and is a perfect 9-for-9 from the line this year... Junior guard Ben Wardrop, whose brother Wes scored five points in 17 minutes for LMU, entered the game with 13.5 seconds remaining and converted his third career basket, a layup with half a second left, to finalize the score at 79-69.

LMU	MP	FG	3FG	FT	R	F	A TO	B	S	TP
Osborn	17	3-8	1-5	0-0	1	5	2 0	0	0	7
Kincade	32	8-12	1-1	5-5	5	3	1 2	0	0	22
Gay	35	5-8	0-0	3-4	2	3	0 3	3	2	13
Brown	36	5-7	2-2	0-0	5	1	3 2	0	1	12
Worthy	14	0-5	0-0	0-0	0	4	3 1	0	1	0
Dennis	13	1-3	0-1	2-2	0	1	1 0	0	1	4
Dickens	16	1-4	0-0	0-0	5	1	0 1	0	0	2
Wardrop	17	1-3	0-0	3-4	4	3	2 3	0	1	5
Haywood	15	1-3	0-0	0-0	3	0	1 0	0	0	2
Ayer	5	1-2	0-0	0-0	0	2	0 1	0	0	2
Team					3			1		
Totals	200	26-55	4-9	13-15	28	23	13 14	3	6	69

SDSU	MP	FG	3FG	FT	R	F	A TO	B	S	TP
Sanders	33	2-4	0-0	6-6	9	3	2 1	0	0	10
Mackell	22	3-6	0-0	7-10	1	2	2 3	0	0	13
Johnson	20	1-8	0-3	3-4	4	1	3 0	0	0	5
Moore	30	1-6	0-3	0-0	2	4	3 2	0	1	2
Bland	37	11-18	0-1	7-8	0	1	3 1	1	1	29
Sir	8	0-1	0-1	2-2	0	0	1 0	0	0	2
Sharper	16	1-3	1-2	0-0	3	1	2 0	0	1	3
Davis	4	0-0	0-0	0-0	0	0	0 0	0	0	0
Burns	22	5-7	0-1	0-0	10	4	0 2	3	4	10
Manker	8	1-1	1-1	0-0	1	1	0 0	1	0	3
Wardrop	0+	1-1	0-0	0-0	0	0	0 0	0	0	2
Team					2					
Totals	200	26-55	2-12	25-30	32	17	16 9	5	7	79

Halftime: Loyola Marymount 39, San Diego State 35. FG %: San Diego State 47.3, Loyola Marymount 47.3. 3FG%: Loyola Marymount 44.4, San Diego State 16.7. FT%: Loyola Marymount 86.7, San Diego State 83.3. Officials: Tom O'Neill, Tim Gabutero, Shawn Lehigh. Technicals: None.

Game 12

No. 23/21 Texas Tech 75, San Diego State 63

Jan. 6, 2003 • San Diego, Calif.

Cox Arena at Aztec Bowl • Att.: 12,414

SAN DIEGO - No. 23/21 Texas Tech held the Aztecs scoreless over the first six minutes, three seconds of the second half and broke open a four-point halftime lead with a 10-0 run en route to snapping San Diego State's six-game win streak with a 75-63 win on Big Monday at sold-out Cox Arena.

The Aztecs had their longest win streak since the 2000-01 team also won six straight ended

before a capacity crowd of 12,414, SDSU's second second sellout this season and in the six-year history of Cox Arena.

The Red Raiders used an 11-0 free-throw advantage, thanks to 12 first-half fouls whistled against SDSU opposed to six for Texas Tech, to offset the Aztecs' 6-of-13 three-point shooting in the first half in taking a 42-38 halftime lead. Kasib Powell picked up the Red Raiders' scoring slack for teammate Andre Emmett, who was held in check in the first half by the Aztecs with only four points, and scored 19 of his 22 points in the first 20 minutes.

After being down eight points with three minutes, 14 seconds left in the first half, SDSU pulled within one point with just under two minutes left and thanks to six straight points by Tony Bland, the Aztecs closed out the period by outscoring Texas Tech 13-9. However, the Red Raiders forced seven turnovers in their game-breaking and second-half opening 10-0 run and then never let SDSU come within 10 points the rest of the way to close out their fifth straight win.

In shooting a perfect 8-of-8 while propelling Texas Tech to a 16-2 point advantage from the free-throw line, Nick Valdez scored a career-high 21 points and grabbed nine rebounds. He also had four of Texas Tech's 16 steals as the Red Raiders harassed the Aztecs into a season-worst 24 turnovers.

Bland sank six of his last nine shots while producing a team-high 13 points. Mike Mackell added 11 points, reaching that scoring mark for the 12th straight time this season.

NOTES OF THE GAME: SDSU coach Steve Fisher and Texas Tech coach Bob Knight, former Big Ten rivals at Michigan and Indiana, respectively, met for the 18th time with Knight improving to 12-6... The Aztecs lost for the first time in six outings when Aerick Sanders, Mackell, Tommy Johnson, Bland and Deandre Moore made up the starting lineup... The Aztecs were out-rebounded for only the second time this season, 36-31.

TT	MP	FG	3FG	FT	R	F	A	T	O	B	S	TP
Storozynski	18	3-4	0-0	0-1	3	3	2	3	1	1	6	
Powell	40	7-14	0-1	8-10	5	3	2	3	0	2	22	
Tomaszek	22	0-5	0-0	0-0	4	4	1	2	1	1	0	
Emmett	35	8-21	0-1	0-0	8	1	2	1	1	2	16	
Ross	14	2-2	0-0	0-0	2	0	2	2	0	3	4	
Chavis	9	0-0	0-0	0-0	0	0	2	3	0	1	0	
Marshall	23	3-4	0-0	0-0	1	1	3	0	2	2	6	
Valdez	39	6-11	1-3	8-8	9	2	2	3	1	4	21	
Team					4					1		
Totals	200	29-61	1-5	16-19	36	14	16	18	6	16	75	

SDSU	MP	FG	3FG	FT	R	F	A	T	O	B	S	TP
Sanders	22	2-3	0-0	0-0	6	2	0	2	1	0	4	
Mackell	24	5-11	0-0	1-1	3	3	1	4	0	0	11	
Johnson	19	2-6	1-4	0-0	2	2	3	3	0	1	5	
Moore	32	3-7	2-4	0-0	3	1	2	5	0	1	8	
Bland	27	6-14	0-3	1-4	3	3	3	4	0	1	13	
Hanour	22	2-7	1-5	0-0	2	2	1	2	1	2	5	
Sir	12	2-3	2-3	0-0	0	0	1	1	0	0	6	
Sharper	11	1-2	1-1	0-0	1	1	0	1	0	0	3	
Davis	3	1-1	0-0	0-0	1	1	1	0	0	0	2	
Burns	15	1-1	0-0	0-0	3	3	2	1	0	0	2	
Manker	15	2-5	0-2	0-1	4	2	0	1	0	0	4	

Team	3
Totals	200 27-60 7-22 2-6 31 20 14 24 2 5 63

Halftime: Texas Tech 42, San Diego State 38. **FG %:** Texas Tech 47.5, San Diego State 45.0. **3FG%:** San Diego State 31.8, Texas Tech 20.0. **FT%:** Texas Tech 84.2, San Diego State 33.3. **Officials:** David Hall, Scott Thornley, Verne Harris. **Technical:** Texas Tech 1 (Tomaszek), San Diego State 1 (Burns).

Game 13

San Diego State 78, San Diego 72

Jan. 8, 2003 • San Diego, Calif.

Cox Arena at Aztec Bowl • Att.: 8,078

SAN DIEGO - The 2002-03 edition of the city showdown went to San Diego State, which jumped out to a 17-point lead and held on down the stretch to defeat San Diego, 78-72.

In winning their ninth straight game over unranked opponents in a season for the first time since moving to Division I prior to the 1970-71 season, the Aztecs snapped a four-game losing streak against their crosstown rival. SDSU caps off the non-conference season with a victory for the third straight season and improves to 9-4 against non-MWC opponents, a record that keeps pace with the start of last season's NCAA Tournament team after 13 games.

The Toreros jumped out to an 8-2 lead after the first two minutes, 32 seconds, but the Aztecs ran off the next nine points to take a lead they would never relinquish. And despite going without a field goal for a 7:41 stretch of the first half, the Aztecs held on to their seven-point lead as they forced USD to 26.7 percent shooting (8-of-30) in the first half.

The lead was cut to four before SDSU went on a 21-8 run over a 5:42 span early in the second half to take a 17-point lead. The Aztecs converted five three-pointers over that stretch, including three in a little over three minutes by Steve Sir, to take command.

USD trailed by 10 with a just over one minute left and whittled SDSU's lead down to four over the next 34 seconds, but the Toreros could not get another shot off and suffered their fourth straight loss.

On the strength of combined 10-of-12 shooting from the frontcourt tandem of Aerick Sanders and Mike Mackell, the Aztecs shot a season-best 49.1 percent (26-of-53) from the floor. Conversely, SDSU harassed USD into a season-low 22 first-half points in holding their sixth opponent to sub-40 percent shooting.

Tony Bland led the Aztecs with 17 points and eight assists, while Mike Mackell added 15. Aerick Sanders scored in double-digits for the fifth time in his career with 11 points, while Evan Burns came off the bench to tally nine points and seven rebounds in a career-high 26 minutes.

Roy Morris led the Toreros with 22 points on 8-of-11 field goals. Subtract Morris from the box score and the Aztecs would have held USD to 16-of-50 shooting (32 percent).

NOTES OF THE GAME: SDSU recovered from

a five-rebound deficit at the half to out-rebound its opponent, 38-37, for the 10th time in 13 games this season... Travis Hanour made his first career start and pulled down a career-high six rebounds in 20 minutes... Chris Manker made his first SDSU start and registered three three-pointers... The game was the 100th of senior Deandre Moore's career.

USD	MP	FG	3FG	FT	R	F	A	T	O	B	S	TP
Belser	22	2-4	0-1	1-2	3	5	0	0	0	0	5	
Blair	28	6-12	2-5	1-3	4	4	3	0	0	0	15	
Keep	34	4-10	0-1	6-12	14	4	2	2	1	2	14	
Morris	38	8-11	4-6	2-4	4	2	3	2	0	1	22	
Delzell	22	2-7	2-4	1-2	2	5	0	5	0	1	7	
Smith	20	0-1	0-1	0-0	2	3	2	0	0	0	0	
Lechtenberg	8	0-3	0-2	1-2	1	2	0	1	0	1	1	
McGrain	10	0-2	0-1	0-0	0	0	2	0	0	0	0	
Lewis	18	2-11	1-6	3-3	4	4	1	2	3	1	8	
Team					3				1			
Totals	200	24-61	9-27	15-28	37	29	13	13	4	8	72	

SDSU	MP	FG	3FG	FT	R	F	A	T	O	B	S	TP
Sanders	19	4-4	0-0	3-4	6	5	1	1	0	0	11	
Manker	22	3-8	3-7	0-0	2	2	0	1	1	2	9	
Hanour	20	1-5	1-4	0-0	6	2	2	1	1	0	3	
Moore	23	1-3	0-1	2-2	2	3	4	2	0	0	4	
Bland	38	5-13	1-2	6-14	6	0	8	5	0	1	17	
Sir	19	3-6	3-6	0-1	4	3	2	0	0	0	9	
Sharper	13	0-1	0-1	1-2	0	1	1	0	0	0	1	
Burns	26	3-5	0-0	3-4	7	3	0	1	1	1	9	
Mackell	20	6-8	0-0	3-5	1	4	0	3	0	0	15	
Team					4							
Totals	200	26-53	8-21	15-32	38	23	18	14	4	3	78	

Halftime: San Diego State 29, San Diego 22. **FG %:** San Diego State 49.1, San Diego 39.3. **3FG%:** San Diego State 38.1, San Diego 33.3. **FT%:** San Diego State 56.3, San Diego 53.6. **Officials:** Bill Gracey, Larry Spaulding, Duane Allen. **Technical:** None.