

SAN DIEGO STATE FOOTBALL

21 Conference Championships • 2016, 2015, 2012 Mountain West Champions • Bowl Appearances in 12 of the Last 13 Seasons
 Contacts: Jamie McConeghy, Senior Assoc. AD of Communications & Media Relations (jmcconeg@sdsu.edu); Collin Robinson, Asst. Media Relations Director (crobinson3@sdsu.edu)

LIVE COVERAGE

TV/Stream: CBS Network

Dave Ryan (play-by-play)
 Malik Zaire (analysis)
 Matt Kushner (producer)



Aztecs Radio Network: San Diego Sports 760

pregame starts two hours before kickoff; postgame show is one hour

Ted Leitner (play-by-play)
 Rich Ohrnberger (analyst)
 Jon Schaeffer (pre, half)
 J.R. Tolver (pre)
 Ben Fletcher (post)



Live Stats: GoAztecs.com

THE SERIES (complete series info on pg. 8)

Series: San Diego State leads, 22-14

Home: 10-8; **Away:** 12-6

Snapdragon Stadium: 0-0

Canvas Stadium: 1-0

Longest SDSU Win Streak: 5, 2009-15

Longest CSU Win Streak: 4, 1994-97

2023 SCHEDULE

	Ohio Sat., Aug. 26 4 p.m. PT San Diego, Calif. FSI	W, 20-13
	Idaho State Sat., Sept. 2 7:30 p.m. PT San Diego, Calif. CBSSN	W, 36-28
	(rv/rv) UCLA Sat., Sept. 9 4:30 p.m. PT San Diego, Calif. CBS	L, 10-35
	at No. 16/17 Oregon State Sat., Sept. 16 12:30 p.m. PT Corvallis, Ore. FSI	L, 9-26
	Boise State* Fri., Sept. 22 7:30 p.m. PT San Diego, Calif. CBSSN	L, 31-34
	at (rv/rv) Air Force* Sat., Sept. 30 6 p.m. MT USAFA, Colo. CBSSN	L, 10-49
	at Hawai'i* Sat., Oct. 14 5 p.m. HT Honolulu, Hawaii CBSSN	W, 41-34
	Nevada* Sat., Oct. 21 6 p.m. PT San Diego, Calif. FS2	L, 0-6
	Utah State* Sat., Nov. 4 4 p.m. PT San Diego, Calif. FSI	L, 24-32 (20T)
	at Colorado State* Sat., Nov. 11 5 p.m. MT Fort Collins, Colo. CBSSN	
	at San Jose State* Sat., Nov. 18 7:30 p.m. PT San Jose, Calif. CBSSN	
	Fresno State* Sat., Nov. 25 TBA San Diego, Calif. FOXSN	

:: TOC	Page No.	:: TOC	Page No.
Media Availability	2	Roster/Two-Deep	20-22
General Notes	3-16	Game Recaps	23-31
Series History	8-10	Player Profiles	32-70
MW / Opponent Info	17	Statistics	71-85
Coaching Staff	18-19	Last Time it Happened	86-88

GAME 10

SAN DIEGO STATE (3-6, 1-4 MW) at COLORADO STATE (3-6, 1-4 MW)

Saturday, Nov. 11, 2023 ■ 5 p.m. MT (4 p.m. PT) ■ Fort Collins, Colo. ■ Canvas Stadium (36,500)



AZTECS
Head Coach: Brady Hoke
Record at SDSU: 39-30 (sixth season)
Career Record: 104-88 (15th season)
Hoke Record vs. CSU: 3-0

RAMS
Head Coach: Jay Norvell
Record at CSU: 6-15 (third season)
Career Record: 39-41 (seventh season)
Norvell Record vs. SDSU: 3-2



SAN DIEGO STATE TRAVELS TO COLORADO STATE FOR A SATURDAY NIGHT SHOWDOWN

- San Diego State hits the road for the next two weeks, beginning with a Saturday night outing at Colorado State.
- The Aztecs and Rams enter the game with identical records of 3-6 overall and 1-4 in Mountain West play.
- SDSU plays at San Jose State on Nov. 18 before hosting Fresno State for the battle of The Old Oil Can on Nov. 25 at Snapdragon Stadium.
- At 3-6, San Diego State is looking to avoid its first losing season since 2009 (the first year of Brady Hoke's first stint as head coach).
- Prior to the 2010 season, the Aztecs had six consecutive losing campaigns (2004-09) and 11 straight without a winning season (1999-09).
- SDSU's streak of 13 consecutive seasons with at least a .500 record is tied for the sixth-longest streak nationally (entering 2023) and is the longest streak among Pacific Time Zone teams. In 12 of those 13 seasons, San Diego State posted a winning record.
- San Diego State is coming off a tough 32-24 loss to Utah State in double overtime on Saturday night in its annual Homecoming Game.
- The Aztecs rallied from a 10-point fourth quarter deficit with a 10-yard pass from Jalen Mayden to Kenan Christon and a 23-yard chip field goal for Jack Browning with 36 seconds left to force overtime.
- SDSU made it 17 straight points with a 27-yard pass from Mayden to Brionne Penny in the first overtime, but the Aggies (4-5, 2-3 MW) tied it with a Cooper Legas TD pass to Terrell Vaughn. In the second overtime, Robert Briggs scored on a 20-yard rush and USU converted the 2-point try to take a 32-24 lead. The Aztecs were unable to respond, dropping their second straight game and sixth in their last seven outings.
- San Diego State fell to 3-3 on the season in one-score games.
- SDSU was looking to rally from its first 10-point deficit in the second half to win since 2013.
- Quarterback Jalen Mayden matched a career high with three touchdown passes and added a season-high 265 passing yards.
- Kenan Christon had the most catches (8) by a San Diego State running back since 2008, while freshman Lucky Sutton rushed for a career-high 86 yards, including a 62-yard run in the first quarter, the longest by an Aztec since Nov. 14, 2020.
- Linebacker Cody Moon had a season-high 13 tackles and linebacker Zyrus Fiasue logged career highs of three sacks and three tackles for loss.
- It was the first 32-24 score in the SDSU's Division I history (since 1969).
- San Diego State is playing one of the toughest schedules in the country this season with five games against 10-win teams - vs. Ohio, at Oregon State, vs. Boise State, at Air Force and vs. Fresno State - and eight vs. bowl teams from a year ago - also vs. UCLA, vs. Utah State and at San Jose State.
- The beginning of the Aztecs' schedule was particularly tough as five of their first six opponents made a bowl in 2022, including games vs. Ohio (10-4) on Aug. 26 (W, 20-13), UCLA (9-4) on Sept. 9 (L, 35-10), at Oregon State (10-3) on Sept. 16 (L, 26-9), vs. Boise State (10-4) on Sept. 22 (L, 34-31) and at Air Force (10-4) on Sept. 30 (L, 49-10).
- SDSU's eight FBS opponents so far have combined to go 40-33 (.548). When you take away the games vs. San Diego State, those opponents are still 34-31 (.523).
- Sixteen (16) players have earned their first career Division I start this season for the Aztecs and 19 players overall have made their first start at SDSU.
- San Diego State has played three of the top-13 defenses in the country this year, including No. 3 Air Force (239.6 yards allowed per game), No. 4 Ohio (264.0) and No. 13 UCLA (294.3). In those games, the Aztecs totaled 227 at Air Force, 318 against Ohio

**FEWEST INTERCEPTIONS
 THROWN SINCE 2015 /
 MIN. 75 GP**

Rk.	School	Int.
1.	Navy	43
2.	Air Force	48
3.	San Diego State	58
4.	Army West Point	59
5.	Alabama LSU	60

**HIGHEST PUNT AVERAGE IN
 2023 / SINGLE GAME /
 MIN. 3 PUNTS**

Rk.	Name (School)	Date	Avg.
1.	J. Crawshaw (Fla.)	Oct. 7	58.3
2.	J. Evans (Indiana)	Oct. 28	57.5
3.	P. Wilson (Duke)	Oct. 21	57.3
4.	^ J. Browning (SDSU)	Aug. 26	56.3
5.	^ J. Browning (SDSU)	Oct. 14	56.0

^ - Jack Browning's 56.0 average at Hawai'i on Oct. 14 is the second-highest average in the country this year for a minimum of 4 punts

**COMBINED FB & MBB
 WINNING PCT. / SINCE 2010**

Below is a list of the highest combined football and men's basketball winning pct. (through Nov. 5)

Rk.	School	Pct.
1.	Ohio State	.733
2.	San Diego State	.732
3.	Oregon	.714
4.	Duke	.704
5.	Wisconsin	.694
6.	Alabama	.693
7.	Michigan State	.692
8.	Kentucky	.690
9.	Cincinnati	.689
10.	Michigan	.688

**SAN DIEGO STATE MEDIA AVAILABILITY: COLORADO STATE**

5	SUN	6	MON	7	TUE	8	WED	9	THU	10	FRI	11	SAT
No practice	No media availability.	3:45 p.m. (approximate) - Practice First 20 minutes open to media who cover SDSU on a regular basis (must contact media relations office).	5:15 p.m. (approximate) - Post-practice availability (requests due by noon PT; student-athletes and staff will only be available if requested): - Assistant coaches - Selected players (no Tuesday media luncheon participants)	FINAL MEDIA DAY FOR COACHES/STUDENT-ATHLETES SDSU Media Luncheon Noon - Food 12:15 p.m. - Coach Hoke 12:30 p.m. - Student-Athletes 3:30 p.m. - Practice First 20 minutes open to media who cover SDSU on a regular basis (must contact media relations office). 5:15 p.m. (approximate) - Post-practice availability (requests due by noon PT; student-athletes and staff will only be available if requested): - Assistant coaches - Selected players (no Tuesday media luncheon participants)	3:30 p.m. - Practice First 20 minutes open to media who cover SDSU on a regular basis (must contact media relations office). 5:15 p.m. (approximate) - Post-practice availability (requests due by noon PT; student-athletes and staff will only be available if requested): - Assistant coaches - Selected players (no Tuesday media luncheon participants)	Closed Practice No media availability.	6 p.m. - The Brady Hoke Show live on San Diego Sports 760. Broadcast Flip Card Available	Closed Practice No media availability.	Closed Practice No media availability.	Closed Practice No media availability.	Closed Practice No media availability.	San Diego State at Colorado State, 5 p.m. MT (4 p.m. PT) on CBS Sports Network Postgame News Conference - San Diego State's locker room is closed. Coach Hoke and selected players will be available after a cooling off period. Contact the media relations office for details. Live: Game Live: Stats Game Stats Postgame Notes Postgame Quotes News Conference Archive Highlights	

Items in red are sent out to the media distribution list and/or are available on that day at GoAztecs.com.

SDSU MEDIA RELATIONS

Phone: (619) 594-5547

Fax: (619) 582-6541

Overnight Address:

Aztec Athletics Center, Suite 3014
5302 55th Street
San Diego, CA 92182-4309

Website: GoAztecs.com

Public Twitter: GoAztecs

Game Notes Twitter: GoAztecsStats

Jamie McConeghy* | Senior Assoc. AD/Comm. & Media Relations

Office: (619) 594-3023

Cell: (607) 435-5577

E-Mail: jmcconeg@sdsu.edu

Collin Robinson* | Assistant Media Relations Director

Office: TBA

E-Mail: crobinson3@sdsu.edu

Richard Stern | Assistant AD - Media Relations

Office: (619) 594-5548

E-Mail: rstern@sdsu.edu

Ben Pearson | Assistant Media Relations Director

Office: (619) 594-2576

E-Mail: bpearson@sdsu.edu

Jim Solien | Assistant Media Relations Director

Office: (619) 594-2576

E-Mail: jsolien@sdsu.edu

TBA | Assistant Media Relations Director

Office: (619) 594-5242

E-Mail: TBA

Sam Meyers% | Media Relations Coordinator

Office: (619) 594-5547

E-Mail: scmeyers@sdsu.edu

Andrew Burton | Coordinator of Multimedia Productions

Office: (619) 594-2428

E-Mail: aburton2@sdsu.edu

* primary football contacts; % credential requests

PRACTICE

All practices are closed to both the public and the media with the exception being the first 20 minutes of Monday and Tuesday's workouts (media only). Members of the media planning to attend Monday or Tuesday's practice will need to email the media relations office to be placed on a list to gain access to the practice fields.

Post-practice interview requests should be submitted to the San Diego State media relations office no later than noon PT on the day of the potential interview. Other interview requests must be made at least 24 hours in advance.

TUESDAY NEWS CONFERENCE

SDSU will hold its news conference on Tuesday's at 12:15 p.m. PT with the exception of the first week, which will be held on Monday, Aug. 21. In addition to head coach Brady Hoke, select student-athletes will also be available.

Contact the SDSU media relations office for more details.

A brief transcript of the weekly media luncheon will be posted on GoAztecs.com. Contact the media relations office for additional details.

THE BRADY HOKE RADIO SHOW

This season, the Brady Hoke Show will air live weekly on Wednesday evenings from 6-7 p.m. PT on San Diego Sports 760.

VIDEO FOOTAGE OF GAMES

Video highlights and interview footage will once again be available to the media for San Diego State road games (time permitting). For more information contact Jamie McConeghy at (619) 594-3023.

COLLEGEPRESSBOX.COM

CollegePressBox.com is the official media website for Mountain West football. Access and download weekly game notes, quotes, statistics, media guide headshots, logos and more for the conference and each of its 12 member schools throughout the season. Login information will be distributed by the conference office to accredited media or you can apply for a password by sending an email to password@collegepressbox.com.

and 259 vs. UCLA.

- Saturday is the 37th meeting between the schools with SDSU owning a 22-14 advantage. San Diego State has won seven of the last eight games in the series and 10 of the last 12 meetings.

PROGRAM-AT-A-GLANCE

- Since the start of the 2015 campaign, San Diego State is 75-36 with a 67.6 winning percentage (18th nationally) (*Top 25 listed on the right*) and the Aztecs are 74-33 (69.2 percent) since Oct. 3, 2015 (16th nationally).
- SDSU had five double-digit victory seasons from 2015-21. Only eight schools in the nation can say that - San Diego State, Alabama, Appalachian State, Clemson, Georgia, Notre Dame, Ohio State and Oklahoma.
- San Diego State has posted 13 consecutive seasons with at least a .500 record. That is tied for the sixth-longest streak nationally and is the longest streak among Pacific Time Zone teams. In 12 of those 13 seasons, the Aztecs have posted a winning record.
- The Aztecs have played in 12 bowl games since 2010. Only seven schools have played in all 13 over that stretch - Alabama, Clemson, Georgia, Mississippi State, Oklahoma, Oklahoma State and Wisconsin.
- Since the start of the 2019 campaign, San Diego State is 26-12 in games decided by seven or more points (2-4 this year).
- The Aztecs are 26-13 in their last 39 games decided by one score (started with 27-24 win at Wyoming in 2016 Mountain West Championship game). SDSU's eight-game winning streak in one-score games was snapped Oct. 29, 2022 at Fresno State (L, 32-28). San Diego State is 3-3 this year in one-score games.
- San Diego State is 48-21 in its last 69 regular-season games against Mountain West opponents.
- Brady Hoke is the only active college coach to lead three different FBS programs (Ball State, Michigan and SDSU) to an 11-win season and one of only two coaches overall since 1996 (also Urban Meyer with Utah, Florida and Ohio State).

TRENDING

Searching for the formula to a San Diego State victory? Look no further.

OFFENSIVE KEYS

- San Diego State is 55-2 the last 57 times it has rushed for 200 yards. The Aztecs surpassed 200 yards this year vs. Idaho State on Sept. 2 (W, 36-28).
- The Aztecs are 84-20 since 2011 when committing one turnover or less, something SDSU has done in 41 of its last 57 games.
- SDSU has an advantage in time of possession in 37 of the last 56 games. Since 2011, the Aztecs are 35-7 when possessing the football for at least 35 minutes.

DEFENSIVE KEYS

- The Aztecs are 71-5 since 2011 when holding the opposition to 17 points or less. SDSU has held 28 of its last 53 opponents to 17 points or less.
- San Diego State has won 23 of its last 27 games when forcing at least two turnovers (SDSU's 17-game winning streak came to an end on Sept. 3, 2022 vs. Arizona) and 33 straight games when forcing at least three turnovers (3-0 this season).
- San Diego State is 76-6 in its Division I history when owning at least a plus-3 turnover advantage, something it did once this year (at Hawai'i on Oct. 14).
- The Aztecs are 33-10 since 2011 when allowing less than 150 passing yards.

BEST FBS RECORD SINCE 2015

Below is a list of the highest winning percentages in the nation for FBS schools since the beginning of the 2015 season. (*note: minimum 80 games played as an FBS school; through Nov. 5, 2023*)













Rk.	Team	W	L	Pct.
1.	Alabama	111	11	.910
2.	Ohio State	99	12	.892
3.	Clemson	105	17	.861
4.	Georgia	100	18	.847
5.	Oklahoma	91	23	.798
6.	Michigan	83	25	.769
7.	Notre Dame	84	28	.750
8.	Appalachian State	84	29	.743
9.	Penn State	79	31	.718
10.	Boise State	78	31	.716
11.	Iowa	78	32	.709
12.	Oklahoma State	79	33	.7054
13.	Washington	74	31	.7048
14.	LSU	78	33	.703
15.	Wisconsin	77	33	.700
16.	Utah	76	33	.697
17.	Oregon	73	35	.6759
18.	San Diego State	75	36	.6757
19.	Toledo	71	35	.6698
20.	Memphis	75	37	.6696

CALIFORNIA FBS RECORDS SINCE 2015

Below is a look at the best records in the state of California since the beginning of the 2015 campaign (through Nov. 5, 2023). *BG - indicates number of bowl games the team has participated in since 2015. AP Rk. - indicates current final team ranking in the Associated Press poll.*

Rk.	Team	W	L	Pct.	BG	AP Rk.
1.	San Diego State	75	36	.676	7	-
2.	USC	69	39	.639	5	rv
3.	Fresno State	61	45	.575	4	rv
4.	Stanford	57	48	.543	4	-
5.	UCLA	51	52	.495	4	rv
6.	California	46	54	.460	3	-
7.	San José State	41	62	.398	3	-

2023 SCHEDULE / RESULTS

Date	Opponent	Site	TV/Stream	Time/Result	Series	Notes
Aug. 26	 Ohio Bobcats	San Diego, Calif. Snapdragon Stadium	FS1	W, 20-13	Tied, 1-1	Aztecs force three turnovers (all INTs); SDSU now 16-1-1 against current MAC teams
Sept. 2	 Idaho State Bengals	San Diego, Calif. Snapdragon Stadium	CBS Sports Network	W, 36-28	SDSU, 3-0	SDSU outrushes Idaho State, 302-34; Mayden sets SDSU QB record w/ 132 rushing yds;
Sept. 9	 (rv/rv) UCLA Bruins	San Diego, Calif. Snapdragon Stadium	CBS	L, 10-35	UCLA, 22-1-1	Aztecs drop two passes in the end zone (one INT); SDSU outgained, 550-259
Sept. 16	 at No. 16/17 Oregon State Beavers	Corvallis, Ore. Reser Stadium	FS1	L, 9-26	OSU, 4-2	SDSU in OSU territory 9/11 drives, but 9 pts.; Aztecs force multiple TDs for 4th straight game
Sept. 22	 Boise State Broncos	San Diego, Calif. Snapdragon Stadium	CBS Sports Network	L, 31-34	Boise State, 5-4	SDSU outgains, BS, 439-403, plus 32:10 poss.; Boise State's Jeanty: 23 att., 205 yds., 2 TD
Sept. 30	 at (rv/rv) Air Force Falcons	USAF Academy, Colo. Falcon Stadium	CBS Sports Network	L, 10-49	Air Force, 21-18	AFA scores on 6 straight drives & adds a pick-6; Air Force outgains SDSU, 476-227
Oct. 14	 at Hawai'i Rainbow Warriors	Honolulu, Hawaii Clarence T.C. Ching Complex	CBS Sports Network	W, 41-34	SDSU, 25-11-2	Aztecs score 21 points off four UH turnovers; SDSU's 21 pts most in a 4th quarter since '13
Oct. 21	 Nevada Wolf Pack	San Diego, Calif. Snapdragon Stadium	FS2	L, 0-6	SDSU, 9-7	SDSU shut out for 1st time since '18 Frisco Bowl; Combined 6 pts. T-lowest in SDSU's DI history
Nov. 4	 Utah State Aggies	San Diego, Calif. Snapdragon Stadium	FS1	L, 24-32 (20T)	SDSU, 13-4	SDSU rallies from 10-pt. 4th Q deficit to force OT; Mayden: 265 pass yds., 3 TD; Christian: 8 rec., 76 yds.
Nov. 11	 at Colorado State Rams	Fort Collins, Colo. Canvas Stadium	CBS Sports Network	5 p.m. MT	SDSU, 22-14	SDSU has won seven of last eight in the series; Aztecs had KR TD & PR TD in last meeting (2020)
Nov. 18	 at San José State Spartans	San Jose, Calif. CEFCU Stadium	CBS Sports Network	7:30 p.m. PT	SDSU, 24-20-2	Aztecs have won nine of last 10 in the series; SDSU beat SJSU, 43-27, in '22 after trailing 14-0
Oct. 29	 Fresno State Bulldogs	San Diego, Calif. Snapdragon Stadium	FOX, FS1 or FS2	TBA	SDSU, 30-27-4	FS scored last 22 pts, inc. 15 in final 1:09 in '22; Winner claims The Old Oil Can trophy

COLORADO STATE (3-6, 1-4 MW)

Sept. 2	Washington State	L, 24-50
Sept. 16	at Colorado	L, 35-43 (20T)
Sept. 23	at Middle Tennessee	W, 31-23
Sept. 30	Utah Tech	W, 41-20
Oct. 7	at Utah State*	L, 24-44
Oct. 14	Boise State*	W, 31-30
Oct. 21	at UNLV*	L, 23-25
Oct. 28	Air Force*	L, 13-30
Nov. 3	at Wyoming*	L, 15-24
Nov. 11	San Diego State*	5 p.m. MT
Nov. 18	Nevada*	1 p.m. MT
Nov. 25	at Hawai'i*	TBA

TEAM COMPARISON (2023)

(National rankings (out of 130 in parentheses; through Nov. 5)

Category	San Diego State	Colorado State
Record	3-6	3-6
Conference	1-4	1-4
Scoring Offense	20.11 (113)	26.33 (74)
Scoring Defense	28.56 (92)	32.11 (111)
Scoring Differential [^]	-10.50 (106)	-9.13 (99)
[^] ranking and numbers only include only vs. FBS schools		
Rushing Offense	144.11 (83)	71.78 (128)
Passing Offense	180.77 (110)	319.11 (9)
Total Offense	324.89 (107)	390.89 (63)
Passing Efficiency	123.51 (94)	131.98 (72)
Rushing Defense	163.78 (92)	174.00 (105)
Passing Defense	254.00 (110)	258.67 (115)
Total Defense	417.78 (107)	432.67 (115)
Passing Eff. Defense	128.79 (50)	155.00 (123)
Net Punting	42.51 (10)	40.49 (33)
Punt Returns	9.41 (52)	13.00 (19)
Kickoff Returns	20.53 (56)	22.52 (36)
Punt Return Def.	3.91 (25)	7.70 (68)
Kick Return Def.	23.76 (113)	20.55 (78)
Interceptions Thrown	8 (71)	15 (129)
Fumbles Lost	6 (84)	6 (84)
Passes Intercepted	9 (34)	7 (67)
Fumbles Recovered	5 (55)	10 (2)
Turnovers Lost	14 (80)	21 (125)
Turnovers Gained	14 (42)	17 (19)
Turnover Margin	+0.00 (61)	-0.44 (99)
Sacks	1.89 (84)	2.78 (21)
Tackles for Loss	4.89 (101)	7.22 (15)
Sacks Allowed	1.78 (47)	1.44 (30)
TFL Allowed	5.00 (44)	4.56 (26)
First Downs Off.	150 (118)	182 (72)
First Downs Def.	194 (95)	213 (124)
3rd Down Conv. %	33.06 (111)	38.64 (73)
4th Down Conv. %	40.00 (99)	37.50 (106)
3D Conv. % Def.	41.53 (89)	45.99 (117)
4D Conv. % Def.	53.85 (85)	41.67 (39)
Fewest Penalties	5.78 (58)	7.89 (124)
Fewest Penalty Yds.	51.44 (62)	70.00 (121)
Red Zone Offense	70.37 (123)	72.41 (120)
Red Zone Defense	89.66 (111)	89.47 (109)
Time of Possession	31:56 (23)	26:07 (126)

- San Diego State is 60-8 the last 68 times it has held the opposition to a 33.3 percent or less mark on third down.
- Since 2009, San Diego State's record broken down by opponent passing efficiency: less than 110: 68-11; between 110-150: 44-27; greater than 150: 8-30.
- Since the start of the 2015 campaign, SDSU is 46-5 when holding its opponent to a passing efficiency rating of below 110. SDSU did that in five of 13 games last year and three of nine games this year.

SPECIAL TEAMS / OVERALL TRENDS

- The Aztecs are 49-3 the last 52 times when owning a turnover advantage.
- San Diego State had won 17 straight games when committing fewer turnovers than its opponent before falling at No. 16/17 Oregon State on Sept. 16 with a plus-1 advantage (streak started on Nov. 30, 2019 vs. Brigham Young). The Aztecs have now won 24 of the last 26 games when winning the turnover battle.
- San Diego State is 33-7 the last 40 times it has an advantage in field position.
- Since the start of the 2015 season, San Diego State has 14 kickoff returns for touchdowns, the most in FBS play over that time. To put that stat into perspective, 10 other teams have played at least 60 games over that span and do not have a single kick return touchdown.
- Since the start of the 2020 season, San Diego State has 15 non-offensive touchdowns, tied with Kentucky, Utah and Western Kentucky for the ninth most in the country over that span, trailing only Alabama (17), Iowa (17), Notre Dame (17), Pittsburgh (17), Houston (16), Middle Tennessee State (16), Ohio State (16) and TCU (16).
- San Diego State had five non-offensive touchdowns last year, including a blocked punt recovery in the end zone to score against Arizona on Sept. 3, a returned punt for a touchdown against Idaho on Sept. 10, a blocked punt and return at Boise State on Sept. 30, a fumble return at Nevada on Oct. 22 and a kick return touchdown against San Jose State on Nov. 12. The five non-offensive touchdowns were tied for seventh most in the country, only trailing Mississippi State (7), Western Kentucky (7), Iowa (6), Middle Tennessee (6), Pittsburgh (6) and TCU (6).
- SDSU has won 35 of its last 37 games leading after three quarters (36-5 in Brady Hoke era) (30-game winning streak was snapped at Fresno State on Oct. 29, 2022).

BULLET NOTES - OFFENSE

- San Diego State returns five starters on offensive this season, including three who earned 2022 all-Mountain West honors in offensive lineman **Cade Bennett** (second team), tight end **Mark Redman** (second team) and quarterback **Jalen Mayden** (honorable mention). Offensive linemen **Brandon Crenshaw-Dickson** and **Ross Ulugalu-Maseuli** are also back for the Aztec offense.
- **Ryan Lindley**, San Diego State's all-time leading passer from 2008-11, enters his first season as the offensive coordinator. Lindley came to SDSU from Mississippi State (defensive analyst) last Oct. 3 and will continue to coach the Aztec quarterbacks.
- Full bios of selected offensive players:
 - RB **Jaylon Armstead** - pgs. 33-34
 - WR **Baylin Brooks** - pg. 38
 - RB/KR **Kenan Christon** - pgs. 43-45
 - QB **Jalen Mayden** - pgs. 55-57
 - TE **Mark Redman** - pgs. 64-65
 - WR **Mekhi Shaw** - pgs. 65-66

OFFENSIVE NUMBERS

- **San Diego State is 64-16 since 2015 when scoring just 20 or more points (3-2 this year).**
- **The Aztecs are 49-5 the last 54 times they have scored at least 30 points.** SDSU won 13 straight games when scoring at least 30 points before falling, 34-31, to Boise State on Sept. 22 (2-1 this year).
- SDSU has won 20 straight games when scoring 40 points (9-0 under Brady Hoke).
- SDSU is 28-6 since 2011 when having at least 36 minutes of time of possession.
- **San Diego State has won nine straight games when not committing a turnover (11-0 under Brady Hoke).**
- Since the beginning of 2014, SDSU is 68-18 when committing one turnover or less (13 straight win streak was snapped at Boise State on Sept. 30, 2022) and 14-24 when having two or more turnovers in the game.
- San Diego State has one turnover or less in 41 of its last 57 games and in 59 of its last 84 games.
- **SDSU is 57-15 in its last 72 games when owning an edge in time of possession (2-4 this season).**
- San Diego State had its 17-game winning streak at No. 16/17 Oregon State on Sept. 16 snapped when winning the turnover battle. The Aztecs are 21-3 under Brady Hoke when committing fewer turnovers than their opponent.
- SDSU is 31-8 under Brady Hoke when starting at least the 30-yard line (2-3 this season).
- San Diego State is 19-2 under Brady Hoke when having both advantages in turnovers and average field position. The Aztecs had their 13-game winning streak at No. 16/17 Oregon State on Sept. 16 (+1 turnovers, +10 average starting field position).
- The Aztecs are 19-6 under Brady Hoke when totaling just 400 yards of offense.
- **San Diego State (44) has more than twice as many points off turnover as opponents (21) on the same number of turnovers (14).**
- SDSU scored a season-high 41 points at Hawai'i on Oct. 14.
- **San Diego State scored 21 points in the fourth quarter in the Hawai'i game, tied for its second-most points in a fourth quarter since at least 2000. Only a 22-point fourth quarter in a 34-30 victory at San Jose State on Nov. 9, 2013 were there more fourth-quarter points by San Diego State since at least 2000.**
- **The 75 points combined in the Hawai'i game (W, 41-34) were the most combined in a SDSU game since a 42-35 loss (77 total points) to Army West Point in the 2017 Armed Forces Bowl.**
- **The 75 points were the most combined in an Aztec win since a 45-40 victory (85 total points) vs. California on**

Sept. 10, 2016.

- SDSU was shut out against Nevada on Oct. 21 for the first time since a 27-0 loss to Ohio in the 2018 Frisco Bowl (Dec. 19).
- The Aztecs have been shut out just twice in the last 214 games (streak started on Nov. 25, 2006).
- The six combined points vs. Nevada on Oct. 21 (L, 6-0) are tied for the fewest in an Aztec game in their Division I history (since 1969) (also a 6-0 win over Weber State on Aug. 31, 2019) and are the fewest in any SDSU game featuring two FBS teams.
- The 446 combined yards for San Diego State and Nevada were the fewest in an Aztec game since SDSU and Colorado totaled 427 on Nov. 28, 2020 (Colorado won, 20-10).
- LG Cade Bennett and C Ross Ulugalu-Maseuli have played all 589 snaps on offense this season, while TE Mark Redman has played 584 snaps.

RUSHING OFFENSE

- **San Diego State is 55-2 the last 57 times it has rushed for at least 200 yards (1-0 this year) and is 52-1 in its last 53 regular-season games when rushing for 200-plus yards.**
- **The Aztecs have won 14 straight games when rushing for at least 200 yards.**
- San Diego State has a 100-yard rusher in 50 of the last 111 games since 2015 (62, 100-yard rushers total).
- San Diego State had two 100-yard rushers at New Mexico State (Jordan Byrd - 118 and Chance Bell - 116) on Sept. 14, 2019 for the 30th time in program history. The Aztecs are 29-1 in those occasions, including a 19-game win streak.
- The Aztecs ran for 302 yards against Idaho State on Sept. 2, their most since running for 380 against the same Idaho State team on Sept. 10, 2022.
- SDSU is now 33-1 in its Division I era (since 1969) when rushing for at least 300 yards in a game.
- San Diego State outrushed Idaho State by 268 yards, its largest margin since outrushing the same Bengal team by 300 yards on Sept. 10, 2022.
- **San Diego State is 30-8 in the Brady Hoke era when outrushing its opponent (3-1 this year).**
- In the running game, QB Jalen Mayden ranks 10th in the Mountain West in yards per carry (4.29).
- Among quarterbacks, Mayden ranks 20th in the country in rushing yards (305, 3rd in MW), 22th in rushing attempts (92, 3rd in MW) and a tie for 55th rushing touchdowns (3, T-4th in MW). Mayden's 499 "gained yards" (excludes sacks and runs for losses) is 19th in the country.
- **Mayden ran for 132 yards against Idaho State on Sept. 2, the most by an Aztec quarterback in program history.**
- **Against Idaho State, Mayden became just the third quarterback in SDSU's Division I history (fourth overall) with a 100-yard rushing game and first since current Minnesota Viking head coach Kevin O'Connell had 101 at Brigham Young on Nov. 6, 2004.**
- The 132 rushing yards were the most by an Aztec in Snapdragon Stadium.
- The 132 yards are the 18th most by a quarterback this season.
- Mayden became the 82nd Aztec with a 100-yard rushing game.
- Mayden's 56-yard touchdown run against Idaho State on Sept. 2 is tied for the 26th-longest run this season by a quarterback and the third longest by an Aztec quarterback since at least the 1996 season. It is the longest touchdown run by an Aztec quarterback since at least 1996.
- Mayden has two career games with two rushing touchdowns, including Sept. 2 vs. Idaho State.
- **If you take away the 15 times Mayden has been sacked this year (for 89 yards), he has rushed 77 times for 484 yards (6.3 avg.).**
- If you take away the 17 times Mayden was sacked last year (for 101 yards), he rushed 52 times for 332 yards (6.4 avg.) with three touchdowns. The three rushing scores were tied for the fifth most among Mountain West quarterbacks.
- RB Kenan Christon ran for 102 yards and a touchdown on just 10 carries (10.2 avg.) at New Mexico on Nov. 18, 2022. It was his second career 100-yard rushing game and first since rushing for 103 in his first college game at USC against Arizona on Oct. 19, 2019. He became the 81st Aztec with a 100-yard rushing game. He also became the first Aztec since Rashaad Penny against Army West Point on Dec. 23, 2017 and just the third Aztec overall since 2000 (has now happened eight times overall) to average at least 10 yards per carry on at least 10 attempts.
- RB Jaylon Armstead is tied for ninth in the Mountain West in rushing touchdowns (5).
- Armstead ranked fifth in the Mountain West in rushing yards per attempt (6.02, T-48th in MW) last season.
- Armstead ran for 96 yards against Idaho State on Sept. 10, 2022 on just five carries. The 19.2 average was the second-highest by an Aztec since at least 1996 (min. 5 att.), trailing only Rashaad Penny's 20.8 average at Nevada on Nov. 12, 2006.
- Armstead's 19.2 average against Idaho State in the 2022 meeting was also the eighth-highest average in a FBS game last season (min. 5 att.).
- **RB Lucky Sutton had a 62-yard rush in the first quarter against Utah State on Nov. 4, SDSU's longest run since Greg Bell also had a 62-yard rush vs. Hawai'i on Nov. 14, 2020.** It was SDSU's longest run in Snapdragon Stadium and the second-longest overall run inside the stadium, trailing a 63-yard run by Air Force's Brad Roberts on Nov. 26, 2022.

PASSING OFFENSE

- **Since the start of the 2015 season, San Diego State has thrown 58 interceptions, the third-fewest picks in the nation over that span behind option teams Navy's 43 (min. 75 GP) and Air Force's 48, just ahead of another option team Army West Point (59), and SEC powers Alabama (60) and LSU (60). In contrast, Purdue have thrown 121 interceptions over that span, which is the most since 2015.**
- SDSU has won five of its last six games when throwing for at least 300 yards (1-1 last year).
- **Against Utah State on Nov. 4, San Diego State had its most completions (26) since having 33 against Fresno State on Nov. 15, 2019.**
- With QB Jalen Mayden behind center, the Aztecs threw multiple touchdown passes in four consecutive games from Oct. 29-Nov. 18 for the first time since a four-game stretch in 2016 (Nov. 5-26).

SDSU IN THE RANKINGS (2023)

Category	Pct./No.	NCAA	MW
Rushing Offense	144.11	83	8
Passing Offense	180.77	110	9
Total Offense	324.89	107	10
Scoring Offense	20.11	113	11
Passing Efficiency	123.51	94	11
Rushing Defense	163.78	92	5
Passing Defense	254.00	110	8
Total Defense	417.78	107	10
Scoring Defense	28.56	92	7
Passing Efficiency Defense	128.79	50	4
Net Punting	42.51	10	2
Kickoff Returns	20.53	56	4
Punt Returns	9.41	52	6
Kickoff Return Yardage Def.	23.76	113	11
Punt Return Yardage Def.	3.91	25	2
Interceptions Thrown	8	71	5
Fumbles Lost	6	84	7
Passes Intercepted	9	34	3
Fumbles Recovered	5	55	8
Turnovers Lost	14	80	7
Turnovers Gained	14	42	7
Turnover Margin	+0.00	61	5
Sacks	1.89	84	6
Tackles for Loss	4.89	101	8
Sacks Allowed	1.78	47	6
Tackles for Loss Allowed	5.00	44	4
First Downs	150	118	11
Opponent First Downs	194	95	8
3rd Down Conversion Pct.	33.06	111	10
4th Down Conversion Pct.	40.00	99	10
3rd Down Defense	41.53	89	7
4th Down Defense	53.85	85	7
Fewest Penalties	5.78	58	6
Fewest Yards Penalized	51.44	62	6
Red Zone Offense	70.37	123	12
Red Zone Defense	89.66	111	10
Time of Possession	31:56	23	2
Field Goal Percentage	61.11	111	11
PAT Percentage	100.00	1	1
Winning Percentage	33.33	94	8

Red indicates top 25 in FBS or Mountain West leader

MOST STARTS / CONSECUTIVE STARTS

Most Starts	Starts
Brandon Crenshaw-Dickson, OL	33
Cedarious Barfield, S/CB	29
Cooper McDonald, LB	26
Mark Redman, TE	22
Cade Bennett, LG	21
Noah Tumblyn, CB	21

Consecutive Starts	Streak
Dez Malone, CB	20
Jalen Mayden, QB	17
Cedarious Barfield, S	15
Mark Redman, TE	10
Ross Ulugalu-Maseuli, LG/C	10

2023 CAPTAINS

Name	SDSU Letters
Cedarious Barfield, S	2019-20-21-22
Jack Browning, K/P	2021-22
Kenan Christon, RB/KR	2022
Garret Fountain, DL	2020-21-22

SDSU INDIVIDUAL RANKINGS (2023)

(Top 75 NCAA; Top 10 MW)

Player	Category	Pct./No.	NCAA Rk.	MW Rk.
Jaylon Armstead	Rushing TD	5	--	T-9
Cedarious Barfield	Total INT	3	T-25	T-4
	INT PG	0.33	T-33	T-4
Jack Browning	PAT Pct.	100.00	T-1	T-1
	Punts I20	17	T-10	1
	Net Punt Avg.	42.51	12	2
	FGA PG	2.00	T-16	3
	Total FGA	18	T-17	3
	Punt Avg.	45.24	19	3
	Punt Yds.	2,036	21	1
	Punt YPG	226.56	21	1
	Punts PG	5.00	27	2
	Total Punts	45	29	3
	Total FGM	11	T-41	T-4
	FGM PG	1.22	T-45	4
	KO Avg.	62.77	52	2
	KO TB Pct.	50.00	T-73	5
FG Pct.	61.11	--	10	
KO TB	15	--	10	
Eric Butler	Blocked Kicks	2	T-1	T-1
	Blck. Kicks PG	0.22	T-3	T-1
Kenan Christon	Total KR	10	T-57	6
	KR Yds.	235	T-63	6
	KR/PR Yds.	235	T-72	7
	Total AP Plays	113	--	9
Zyrus Fiaseu	Total FF	3	T-5	1
	Fumb. Rec.	2	T-8	T-3
	FF PG	0.33	T-9	1
	Total Sack Yds.	48	T-24	4
	Total TFL Yds.	56	T-32	T-3
	Total TFL	10.5	T-36	3
	TFL PG	1.17	T-39	3
	Sacks	5.5	T-42	5
Sacks PG	0.61	T-43	5	
Ryan Henderson	Fumb. Rec.	1	T-70	T-10
Dez Malone	Total PBU's	6	T-71	T-9
	Total Pass. Def.	7	--	T-9
	PR Yds.	37	--	10
	Passes Def. PG	0.78	--	T-10
Jalen Mayden	Total Off. Plays	331	T-42	T-4
	Total Off. Yds.	1,992	57	5
	Comp. Pct.	61.92	60	7
	Pass Comp.	148	T-60	5
	Pass Att.	239	T-60	5
	Comp. PG	16.44	T-62	5
	Total Off. PG	221.33	66	6
	Passing Yds.	1,597	T-75	7
	Passing YPG	177.44	--	8
	Pass Eff. Rat.	124.62	--	10
	Passing TD	9	--	10
	Yds. per Comp.	10.79	--	10
	Yds. per Att.	6.68	--	10
	Rushing YPC	4.29	--	10
Deshawn McCuin	INT TD	1	T-6	T-1
	Total INT Yds.	70	36	5
Keion Mitchell	Fumb. Rec.	1	T-70	T-10
Mekhi Shaw	PR Avg.	7.36	35	3
	Total PR	11	T-38	T-4
	PR Yds.	81	T-64	6
	Yds. per Rec.	14.52	--	9
Noah Tumblin	Total Pass. Def.	11	T-10	T-1
	Total PBU's	9	T-12	1
	Passes Def. PG	1.22	T-14	T-1
	Total INT	2	T-75	T-7
Trey White	Fumb. Rec.	1	T-70	T-10
N.Z. Williams	Total INT Yds.	40	--	9

Red indicates top 25 in FBS or Mountain West leader

- In the passing game, Mayden ranks in a tie for fourth in the Mountain West in total offensive plays (331, T-42nd in FBS), fifth in total offensive yards (1,992, 57th in FBS), pass completions (148, T-60th in FBS), pass attempts (239, T-60th in FBS) and completions per game (16.44, T-62nd in FBS), sixth in total offense per game (221.33, 66th in FBS), seventh in completion percentage (61.92, 60th in FBS) and passing yards (1,597, T-75th in FBS), eighth in passing yards per game (177.44), and 10th in pass efficiency rating (124.62), passing touchdowns (9), yards per completion (10.79) and yards per attempt (6.68).
- Since Mayden has moved to quarterback for the Oct. 8, 2022 game against Hawai'i, he is ranked ninth in the country in yards per completion (12.60, 1st in MW, min. 475 att.), 17th in yards per attempt (7.64, 1st in MW, min. 475 att.), 21st in pass efficiency rating (132.2, 2nd in MW, min. 475 att.), 27th passing yards (3,629, 3rd in MW) and tied for 54th in touchdown passes (21, fourth in MW).
- Mayden accounted for 11 touchdowns over a four-game stretch (nine passing, two rushing) from Oct. 29-Nov. 18, 2022.
- Mayden had a monster starting debut vs. Hawai'i on Oct. 8, 2022, throwing for 322 yards and a touchdown. The 322 yards were just six passing yards shy (328) of what San Diego State had for its first five games of the season.
- Mayden's 322 yards were the most by an Aztec quarterback in their starting debut since current offensive coordinator/quarterbacks coach Ryan Lindley threw for 352 against Cal Poly on Aug. 30, 2008 and the most in a debut in an Aztec win since Kevin McKechnie threw for 371 against Navy on Sept. 5, 1997.
- Mayden became the 27th different Aztec with a 300-yard passing game (127th time overall).
- At Fresno State on Oct. 29, 2022, Mayden had another good game with four overall touchdowns, including his first multi-touchdown passing game and first multi-touchdown rushing game. He was 19-for-24 for 291 yards and two touchdowns (and two interceptions), while rushing for 43 yards and two touchdowns on eight attempts (5.4 avg.). Mayden became just the second SDSU quarterback since at least 1996 with at least two passing touchdowns and two rushing touchdowns, joining Ryan Katz (Oct. 6, 2012 vs. Hawai'i).
- Mayden had another big game against San Jose State on Nov. 12, 2022 en route to being named the Mountain West Offensive Player of the Week (the first by an Aztec quarterback since Ryan Katz on Oct. 8, 2012), throwing for 268 yards and a career-high three touchdown passes (to three different receivers), rallying SDSU back from a 14-0 deficit. Against a team that ranked in the top 30 on defense in passing (28th, 196.50), rushing (28th, 120.38), total (20th, 316.88) and pass efficiency (34th, 122.58), SDSU managed 268 passing yards, 157 rushing yards, 425 yards and a 206.14 pass efficiency rating under his quarterbacking. The 206.14 pass efficiency rating was the highest allowed by San Jose State since a 245.7 mark against San Diego State on Nov. 4, 2017. The 14-point deficit overcome was SDSU's largest (win or loss) since also overcoming a 14-point deficit at San Jose State on Nov. 9, 2013, SJSU's first year in the league. Mayden also ran 13 times for 61 yards including 69 yards on 11 carries when taking away the two times he was sacked.
- Mayden threw for 280 yards and two touchdowns in a win at New Mexico on Nov. 18, 2022, while adding 38 rushing yards on five carries. It was his fourth straight multiple touchdown game, the first time an Aztec quarterback has accomplished that since Christian Chapman in 2016 (Nov. 5-26).
- Mayden matched a career high with three touchdown passes vs. Utah State on Nov. 4, while setting a season best with 265 yards. The three touchdown passes came after recording just three over his previous five games.
- Mayden earned honorable mention from the Mountain West coaches and media in 2022, becoming the first Aztec quarterback since Ryan Lindley in 2010 (second team) to earn all-MW honors.
- WR Mekhi Shaw became the 90th different Aztec in program history with a 100-yard receiving game with then career highs of six catches, 120 yards and two touchdowns at New Mexico on Nov. 18, 2022.
- Shaw had another 100-yard game at Hawai'i on Oct. 14, 2023 at Hawai'i with career highs of seven catches and 126 receiving yards, while adding a touchdown. Also had a career-long 69-yard catch.
- Shaw ranks ninth in the Mountain West in yards per reception (14.52).
- TE Mark Redman is the first SDSU tight end to earn preseason all-MW honors since David Wells in 2017 and just the second since 2012.
- Among tight ends in the country this year, Redman ranks in a tie for 15th in receptions (27, 3rd in MW), tied for 20th in receiving touchdowns (3, 3rd in MW) and 26th in receiving yards (286, 2nd in MW).
- Redman had a big game against Ohio in the 2023 opener on Aug. 26, catching five passes for 62 yards and two touchdowns. Redman became just the third Aztec tight end since at least 1996 with two touchdown catches in a game, joining Gavin Escobar (three games from 2011-12) and Kahale Warring (at Nevada in 2018).
- Redman became the first Aztec tight end with two touchdown catches in a season opener and the seventh overall player (the other six were all wide receivers).
- Redman has all five of his touchdown catches over the last 14 games.
- WR Baylin Brooks had a breakout game against Boise State on Sept. 22, setting career highs in receptions (5) and receiving yards (117), while logging his first career touchdown. He became the first Aztec true freshman with at least 100 receiving yards in nearly 29 years since Az Hakim had 143 at Wyoming on Oct. 22, 1994 and just the fourth in SDSU's Division I history (since 1969). Brooks became SDSU's first 100-yard receiver since Mekhi Shaw had 120 at New Mexico on Nov. 18, 2022 and the 92nd different Aztec with a 100-yard receiving game. The 117 yards are tied for the fifth most in the country this year among true freshmen.
- RB Kenan Christon caught eight passes for 76 yards and a touchdown against Utah State on Nov. 4. The eight catches were the most by an Aztec running back since Brandon Sullivan had nine against Cal Poly on Aug. 30, 2008. The eight receptions are also tied for the fourth most in a game this season among running backs.
- Against Ohio on Aug. 26, the Aztecs did not allow a sack in a season opener for the first time since Sept. 3, 2011 against Cal Poly, the final season of current offensive coordinator Ryan Lindley's college career at SDSU.
- According to Pro Football Focus, Cade Bennett's 83.1 pass block rating last year was the second highest in the Mountain West among offensive linemen and first among MW guards (min. 200 pass opportunities).

BULLET NOTES - DEFENSE

- **Kurt Mattix** is in his fourth season as defensive coordinator running the 3-3-5 defense at San Diego State. He previously served as defensive coordinator at Eastern Kentucky and worked with Brady Hoke at Michigan. Mattix has been named a nominee for the Broyles Award for the top assistant coach in both 2020 and 2021.
 - San Diego State's returns six starters return from a defense that ranked 15th in the country last year in total defense (322.77), 19th in rushing defense (113.85) and scoring defense (20.54), and 39th in passing defense (208.85). Starters that are back for the Aztec defense are honorable-mention all-MW cornerbacks **Dallas Branch** (has since left the team) and **Dez Malone**, along with line-backer **Cooper McDonald**, safety **Cedarius Barfield** and cornerback **Noah Tumblin**.
 - Full bios of selected defensive players:
 - S **Cedarius Barfield** - pgs. 35-36
 - LB **Zyrus Fiascu** - pgs. 48-49
 - CB **Dez Malone** - pgs. 54-55
 - LB **Cooper McDonald** - pgs. 58-59
 - LB **Cody Moon** - pgs. 59-60
 - CB **Noah Tumblin** - pgs. 67-68
- DEFENSIVE NUMBERS**
- Since 2014, SDSU ranks second in the country in interceptions (152), tied for fifth in turnovers forced (220), sixth in total defense (320.1), and ninth in scoring defense (19.6).
 - San Diego State has held its opponent to single digits 21 times since 2015 (111 games) and to 10 or less points 31 times over that span.
 - SDSU won 18 straight games when holding its opponent to under 24 points until the streak was snapped in a 13-3 loss to Air Force on Nov. 26, 2022. San Diego State is now 35-4 under Brady Hoke when keeping its opponent to under 24 points (1-1 this season).
 - The Aztecs have allowed just 1,030 points over the last 206 quarters (5.00 points per quarter) (does not include overtime periods).
 - **SDSU has allowed just 1,104 points over the last 57 games (19.4 ppg).**
 - San Diego State has held its opponent scoreless on its opening drive six times this year in nine games with five three-and-outs, 14 times in 22 games since 2022, 26 times in 35 games since 2021 and 80 times since 2015 (111 games).
 - **The Aztecs have played six straight first quarters without allowing a touchdown.**
 - **SDSU has gone 12 straight games without allowing more than seven points in the first quarter and have allowed seven or fewer points in 20 of the last 21 first quarters.**
 - San Diego State has held an opponent without a first-half touchdown in two straight games and three games overall this season (Aug. 26 vs. Ohio, Oct. 21 vs. Nevada and Nov. 4 vs. Utah State). SDSU held seven of its last 19 opponents without a touchdown in the first half.
 - This year opponents have had 108 drives where they have tried to score on SDSU and the Aztecs forced three-and-outs (or less) in 30 of those drives (27.8 pct.). San Diego State averages 3.33 three-and-outs per game.
 - Last year, SDSU forced three-and-outs (or less) in 41.1 pct. of the 163 drives (67 three-and-outs) and averaged 5.15 three-and-outs per game.
 - San Diego State has forced 14 turnovers (nine interceptions, five fumble recoveries) on the season, tied for the 42nd most in the country.
 - **SDSU opponents are just 6-for-20 against the Aztecs on third down in the red zone.**
 - **San Diego State's opponents have started in SDSU's territory eight times this season and have just one score (touchdown by Boise State on Sept. 22) (excluding overtime periods).**
 - The Aztecs recovered three fumbles at Hawai'i on Oct. 14 for the first time since Oct. 23, 2015 vs. Utah State.
 - SDSU logged season highs of five sacks and 12 tackles for loss against Utah State on Nov. 4. The five sacks were equal to San Diego State's total from the previous five games, while the 12 TFLs were equal to the Aztec total from the previous three games.
 - LB Zyrus Fiascu leads the Mountain West in forced fumbles (3, T-5th in FBS) and forced fumbles per game (0.33, T-9th in FBS), and is third in total tackles for loss (10.5, T-36th in FBS) and tackles for loss per game (1.17, T-39th in FBS), fourth in total sack yards (48, T-24th in FBS), and fifth in both sacks (5.5, T-42nd in FBS) and sacks per game (0.61, T-43rd in FBS).
 - Fiascu had a monster game against UCLA on Sept. 9. Entered the game with six tackles on the season and finished with seven in the first half and a career-high 12 for the game (previous high was four). He also forced his first two fumbles and recovered his first career fumble. The two forced fumbles tied a SDSU single-game record (14th occasion). Tied a season and career high with two tackles for loss. Logged his second sack of the season and had his first career pass breakup. His Pro Football Focus grade of 90.5 was the highest in the country among linebackers for Week 2 (min. 45 snaps) and the third highest regardless of defensive position.
 - LB Cody Moon was named the Mountain West Defensive Player of the Week on Aug. 28 for his play in the Aug. 26 opener against Ohio. Moon had a team-high 12 tackles (seven solo) in his first game as an Aztec after playing at New Mexico the past two seasons. The 12 tackles were two more than the next two Aztecs combined. It was his fifth career double-digit tackle game and third over a four-game stretch.
 - In the opener against Ohio on Aug. 26, S Marcus Ratcliffe became the first true freshman to start at the signature Aztec position in SDSU's 3-3-5 defense, which started in 2009. The other true freshmen to start on defense since 2009: CB Leon McFadden (2009), S Tariq Thompson (2017), CB Noah Avinger (2021) and S CJ Baskerville (2021).
 - DE Ryan Henderson, DE Keion Mitchell and LB Trey White are each tied for 10th in the Mountain West in fumble recoveries (1, T-70th in FBS).
 - S Cedarius Barfield has played the most defensive snaps (590) this season.

RUSHING DEFENSE

- **Opponents have rushed 310 times this season with only nine attempts longer than 20 yards (2.9 pct.).**
- **Over the past two-plus seasons since 2021, opponents have rushed 1,160 times with only 28 attempts longer**

SDSU UNDER BRADY HOKE

Category	SDSU			
	2023	Streak	Hoke Era	Streak
Overall Record	3-6	L2	39-30	L2
Mountain West Record	1-4	L2	24-20	L2
Home Record	2-4	L4	25-13	L4
Road Record	1-2	W1	13-16	W1
Neutral Record	0-0	L1	1-1	L1
Overtime	0-1	L1	2-1	L1
Gms Dec. by 3 Pts or Less	0-1	L2	6-5	L2
Gms Dec. by 8 Pts or Less	3-3	L2	15-12	L2

SCORING

Scoring - first to score	2-3	L1	24-9	L1
Leading - after 1 qtr	2-1	W1	20-12	W1
Leading - at halftime	3-1	L1	35-9	L1
Leading - after 3 qtr	2-0	W2	36-5	W2
Scoring - 20 or more points	3-2	L1	34-15	L1
Scoring - 30 or more points	2-1	W1	23-3	W1
Scoring - 40 or more points	1-0	W20	9-0	W9

OFFENSE

Total Offense - 500+ yds	0-0	W5	7-1	W3
Total Offense - 400+ yds	0-1	L1	19-6	L1
Passing - 300+ yds	0-0	L1	8-4	L1
Rushing - 200+ yds	1-0	W13	17-2	W14
First Downs - 20+	0-1	L1	18-9	L1
3rd Down Conv. - 50 pct.+	0-1	L2	8-6	L2
No Turnovers	0-0	W9	11-0	W11
Turnovers - 1 or fewer	2-4	L2	30-11	L2
Turnovers - 2 or fewer	2-5	L2	31-18	L2
Field Position - 30 or better	3-3	L2	31-8	L2
Field Position - 25 or better	3-5	L2	36-21	L2
Play Call - 50 pct.+ rushing	3-5	L1	34-14	L1

DEFENSE

Allowing 24 points or less	1-1	L1	35-4	L1
Allowing 17 points or less	1-1	L1	24-2	L1
Total Offense - <=300 yds.	0-1	L3	19-6	L3
Passing - <= 150 yds.	0-1	L2	11-6	L2
Rushing - <= 100 yds	2-0	W2	21-6	W2
First Downs - <= 15	0-0	L2	18-3	L2
3rd Down Conv. - <= 33 pct.	0-1	L3	22-6	L3
Turnovers - forced 2 or more	3-2	W1	20-9	W1
Turnovers - forced 3 or more	3-0	W33	12-2	W9
Field Position - <=25	1-3	L1	19-4	L1
Field Position - <=20	0-0	W3	3-0	W3
Defense Scores Points	1-0	W4	7-3	W4

COMPARISON

SDSU more rushing yards	3-1	L1	30-8	L1
SDSU more return yards	3-4	L1	22-13	L1
SDSU fewer turnovers	2-1	W1	21-3	W1
SDSU same turnovers	1-0	W3	12-7	W3
SDSU more turnovers	0-5	L9	6-19	L9
SDSU more Time of Poss.	2-4	L1	26-9	L1
SDSU more 1st D. and ToP	0-1	L1	21-3	L1
SDSU better Avg. Field Pos	3-4	L2	33-7	L2
SDSU adv. in TO and AFP	2-1	W1	19-2	W1
SDSU ST (KR/PR) Score	0-0	W6	5-0	W5

INDIVIDUAL

Rusher - 100+ Yards	1-0	W9	18-4	W9
Multiple - 100+ Yards	0-0	W19	0-0	n/a
Passer - 300+ Yards	0-0	L1	8-3	L1
Receiver - 100+ Yards	1-1	W1	16-12	W1
100+ Rusher, 300+ Passer	0-0	W2	4-1	W3



Ohio
Aug. 26
W, 20-13



Idaho State
Sept. 2
W, 36-28



UCLA
Sept. 9
L, 10-35



at Oregon St.
Sept. 16
L, 9-26



Boise St.*
Sept. 22
L, 31-34



at Air Force*
Sept. 30
L, 10-49



at Hawaii*
Oct. 14
W, 41-34



Nevada*
Oct. 21
L, 0-6



Utah St.*
Nov. 4
4 p.m. PT



at Colorado St.*
Nov. 11
5 p.m. MT



at San Jose St.*
Nov. 18
7:30 p.m. PT



Fresno St.*
Nov. 25
TBA

SAN DIEGO STATE-COLORADO STATE SERIES

Series: San Diego State leads, 22-14 SDSU won 7 of last 8

Home: 10-8; Away: 12-6

Snapdragon Stadium: 11-8

Canvas Stadium: 1-0

WAC Games: 10-8; MW Games: 12-6

Longest SDSU Win Streak: 5, 2009-15

Longest CSU Win Streak: 4, 1994-97

Date	Location (Opp. NR)	Result	SDSU	CSU
------	--------------------	--------	------	-----

Western Athletic Conference Era

N.4.78	H-San Diego Stadium* (HC)	W	34	31
O.20.79	A-Hughes Stadium*	L	3	37
O.18.80	H-Jack Murphy Stadium*	L	7	26
S.12.81	A-Hughes Stadium*	W	30	14
N.20.82	H-Jack Murphy Stadium*	W	38	10
O.15.83	A-Hughes Stadium*	L	15	17
O.20.84	H-Jack Murphy Stadium* (HC)	W	41	24
S.28.85	H-Jack Murphy Stadium*	W	48	23
N.1.86	A-Hughes Stadium* (25)	W	27	26
N.14.87	H-Jack Murphy Stadium*	W	26	12
O.22.88	A-Hughes Stadium*	L	7	13
N.9.91	H-Jack Murphy Stadium*	W	42	32
O.31.92	A-Hughes Stadium*	W	20	13
O.16.93	H-Jack Murphy Stadium*	W	30	3
S.24.94	A-Hughes Stadium*	L	17	19
N.26.95	H-Jack Murphy Stadium*	L	13	24
O.26.96	A-Hughes Stadium*	L	18	27
N.22.97	H-Qualcomm Stadium*	L	17	38

Mountain West Era

O.16.99	A-Hughes Stadium*	W	17	10
O.28.00	H-Qualcomm Stadium* (24)	L	22	34
S.22.01	A-Hughes Stadium*	W	14	7
N.15.02	H-Qualcomm Stadium* (21)	L	21	49
N.15.03	A-Hughes Stadium*	L	6	21
O.16.04	H-Qualcomm Stadium*	L	17	21
N.12.05	A-Hughes Stadium*	W	30	10
D.2.06	H-Qualcomm Stadium*	W	17	6
O.6.07	A-Hughes Stadium*	W	24	20
O.25.08	H-Qualcomm Stadium*	L	34	38
O.24.09	A-Hughes Stadium*	W	42	28
N.6.10	H-Qualcomm Stadium*	W	24	19
N.12.11	A-Hughes Stadium*	W	18	15
O.13.12	H-Qualcomm Stadium*	W	38	14
O.31.15	A-Hughes Stadium*	W	41	17
N.26.16	H-Qualcomm Stadium*	L	31	63
O.5.19	A-Canvas Stadium*	W	24	10
D.5.20	H-Dignity Health Sports Park*	W	29	17
N.11.23	A-Canvas Stadium*			
TBA.24	H-Snapdragon Stadium*			

SERIES NOTES

- Saturday is the 37th meeting between the schools with San Diego State owning a 22-14 advantage.
- The Aztecs have won seven of the last eight games in the series and 10 of the last 12 meetings.
- The road team has won seven of the last 10 games in the series.
- After a stretch of four of five games decided by five or less points from 2007-11 (SDSU was 3-1 in those games), each of the last five meetings have been decided by double-digits (San Diego State is 4-1 in those games).
- The last five meetings have been decided by a total of 106 points (21.2 points per game). Over that stretch, the Aztecs have two 24-point wins, a 14-point victory and a 12-point win in the last meeting on Dec. 5, 2020 at Dignity Health Sports Park in Carson, California. The lone CSU victory in that mix was a 63-31 triumph on Nov. 26, 2016 at Qualcomm Stadium on Senior Day, a week before SDSU beat Wyoming in Laramie to claim the Mountain West Championship.
- San Diego State has committed one turnover or less in 10 of the last 12 games in the series.
- The teams first met on Nov. 4, 1978, a 34-31 Aztec victory at San Diego Stadium. The teams played every year between 1978 and 2012, with the exception of 1989, 1990 and 1998.
- The Aztec defense has allowed 21 points or less in 11 of the last 14 meetings with the Rams.
- San Diego State has scored 305 points in the last 10 games against Colorado State. That is an average of 30.5 ppg.
- The recent 2019 meeting was particularly memorable as Aztec cornerback Luq Barcoo recorded three interceptions in three straight Ram offensive snaps. Barcoo became the first player in FBS play since at least 2012 to record an interception in three straight plays.
- **SERIES TIDBITS:** The winning team has overcome a deficit in six of the last 10 meetings, including SDSU coming back from a 14-point deficit in 2009 at Colorado State... In the last 11 meetings, San Diego State has thrown a total of five interceptions (Colorado State has 19 during that same span)... San Diego State has rushed for 914 yards in the last five meetings (182.8 per game)... The team with fewer turnovers is 9-1 in the last 10 meetings.

SAN DIEGO STATE VS. COLORADO STATE - DIVISION I ERA MEETINGS

Date	Site	Result	SD		CS		Total			Passing		Rushing		Te.	Att.			
			Rk	Rk	FD	FD	Yds	Yds	TOs	TOs	Yds	Yds	Yds			Yds		
N.4.78	H - San Diego	W	34	31	--	--	24	26	411	462	1	4	115	145	296	317	62	38,494
O.20.79	A - Hughes	L	3	37	--	--	17	12	440	291	7	0	292	6	148	285	56	21,950
O.18.80	H - San Diego	L	7	26	--	--	14	17	248	279	5	2	218	76	30	203	70	28,050
S.12.81	A - Hughes	W	30	14	--	--	25	16	440	241	3	3	359	183	81	58	83	25,237
N.20.82	H - Jack Murphy	W	38	10	--	--	16	19	328	251	1	4	267	218	61	33	59	18,244
O.15.83	A - Hughes	L	15	17	--	--	22	20	376	401	6	4	367	349	9	52	62	22,979
O.20.84	H - Jack Murphy	W	41	24	--	--	25	22	475	362	2	1	437	219	38	143	64	20,942
S.28.85	H - Jack Murphy	W	48	23	--	--	26	25	561	384	2	1	243	287	318	97	68	14,755
N.1.86	A - Hughes	W	27	26	--	--	17	18	447	374	2	3	356	257	91	117	39	14,127
N.14.87	H - Jack Murphy	W	26	12	--	--	22	20	452	289	2	3	391	222	61	67	63	17,382
O.22.88	A - Hughes	L	7	13	--	--	16	18	286	307	3	1	241	130	45	177	73	23,817
N.9.91	H - Jack Murphy	W	42	32	--	--	24	22	468	430	0	2	279	189	189	241	62	30,163
O.31.92	A - Hughes	W	20	13	--	--	21	24	391	387	0	1	299	107	92	280	52	16,310
O.16.93	H - Jack Murphy	W	30	3	--	--	27	11	471	168	2	1	334	99	137	69	62	32,335
S.24.94	A - Hughes	L	17	19	--	25	22	12	339	311	2	0	236	185	103	126	80	32,618
N.25.95	H - Jack Murphy	L	13	24	--	--	22	6	425	401	2	1	311	247	114	154	63	41,603
O.26.96	A - Hughes	L	18	27	--	--	18	31	330	442	1	0	138	91	192	351	35	25,013
N.22.97	H - Qualcomm	L	17	38	--	25	16	18	341	401	5	1	196	205	145	196	68	25,704
O.16.99	A - Hughes	W	17	10	--	--	13	17	202	275	0	3	67	173	135	102	33	26,774
O.28.00	H - Qualcomm	L	22	34	--	24	17	17	419	316	3	2	393	232	26	84	62	24,852
S.22.01	A - Hughes	W	14	7	--	--	19	9	370	212	1	1	200	119	170	93	78	29,110
N.16.02	H - Qualcomm	L	21	49	--	17	20	29	378	533	0	2	348	256	30	277	75	21,714
N.15.03	A - Hughes	L	6	21	--	--	20	15	345	324	2	1	237	156	108	168	57	29,127
O.16.04	H - Qualcomm	L	17	21	--	--	16	13	366	196	3	2	238	133	128	63	69	31,129
N.12.05	A - Hughes	W	30	10	--	--	18	20	375	352	1	3	179	165	196	187	52	25,411
D.2.06	H - Qualcomm	W	17	6	--	--	9	19	235	288	1	1	51	175	184	113	69	17,557
O.6.07	A - Hughes	W	24	20	--	--	19	16	386	327	1	2	230	188	156	139	83	27,930
O.25.08	H - Qualcomm	L	34	38	--	--	23	25	392	507	1	0	226	211	166	296	73	17,185
O.24.09	A - Hughes	W	42	28	--	--	25	20	531	356	0	2	72	168	459	205	64	20,631
N.6.10	H - Qualcomm	W	24	19	--	--	19	19	323	297	5	1	152	31	171	266	63	34,689
N.12.11	A - Hughes	W	18	15	--	--	22	12	327	287	1	2	173	235	154	52	58	16,811
O.13.12	H - Qualcomm	W	38	14	--	--	23	19	399	335	1	3	181	214	218	121	72	27,133
O.31.15	A - Hughes	W	41	17	--	--	21	22	456	368	0	4	180	205	276	163	63	18,125
N.26.16	H - Qualcomm	L	31	63	--	--	16	23	377	57	2	0	183	216	212	291	53	34,223
O.5.19	A - Canvas	W	24	10	--	--	14	13	238	235	0	4	147	217	91	18	56	29,767
D.5.20	H - Dignity Health SP W	W	29	17	--	--	17	15	247	265	0	2	130	144	117	121	67	0

San Diego State number is listed first. Note: San Diego Stadium, Jack Murphy Stadium, Qualcomm Stadium and SDCCU Stadium no longer exist.

SAN DIEGO STATE-COLORADO STATE CONNECTIONS

- San Diego State running backs coach Jimmy Beal held the same role at Montana State in 2021 when Colorado State defensive coordinator and defensive backs coach Freddie Banks also had the same title for the Bobcats. Rams linebackers coach Adam Pilapil assisted with the defensive line for that Bobcats squad.
- SDSU graduate assistant Ryan Krum had the same position at San Diego in 2020 when CSU wide receivers coach and recruiting coordinator Chad Savage coached the wideouts for the Toreros.
- Aztecs wide receiver Nino Remigio and Rams running back Jordan Smith both attended Saddleback College in Mission Viejo, California.
- San Diego State cornerback Jelani Whitmore and Colorado State offensive lineman Ethen Erickson both prepped at Carter High School in Rialto, California.
- SDSU defensive lineman Talib Salahuddin and CSU offensive lineman Aitor Urionabarrenechea went to high school at Chaminade College Prep High in West Hills, California.
- Aztec defensive lineman Sinn Brennan and Rams running back Damian Henderson II both played football at Los Alamitos High in Los Alamitos, California.
- San Diego State wide receiver Baylin Brooks and Colorado State wide receiver Mekhi Fox attended Pasadena High in Pasadena, California.

PLAYER CONNECTIONS

Colorado State	Hometown/High School/Community College	San Diego State
RB Jordan Smith	Saddleback College	WR Nino Remigio
OL Ethen Erickson	Carter High	CB Jelani Whitmore
OL Aitor Urionabarrenechea	Chaminade College Prep High	DL Talib Salahuddin
RB Damian Henderson II	Los Alamitos High	DL Sinn Brennan
WR Mekhi Fox	Pasadena High	WR Baylin Brooks
OL Ethen Erickson (Carter High)	Fontana, Calif.	WR Jordan Napier (Jurupa Hills High)
DB Tyrell Grayson, Jr. (Central High)	Fresno, Calif.	CB Dez Malone (Edison High)
WR Tory Horton (Washington Union High)		
DL Kenyon Agurs (Inglewood High)	Inglewood, Calif.	CB Tavyniv Beasley (Saint John Bosco High)
		OL Brandon Crenshaw-Dickson (Narbonne High)
OL Teivis Tuoti (Southeast High (Neb.))	Laie, Hawai'i	OL Rambo Mageo (Cathedral Catholic High (Calif.))
OL Sammy Norris (Centennial High)	Las Vegas, Nev.	RB Martini Blake (Canyon Springs High)
DB Dylan Phelps (Spring Valley High)		LB Zyus Fiaseu (Liberty High)
RB Jordan Smith (Centennial High)		CB Joshua Goynes (Faith Lutheran High)
		DL Ryan Henderson (Canyon Springs High)
		LB DJ Herman (Bishop Gorman High)
WR Terryonte Taylor (South Gate)	Los Angeles, Calif.	RB Jaylon Armstead (Serra High)
DB Mychai Williams (Dorsey High)		
LB Niko Lopez (Santa Margarita Catholic High)	Mission Viejo, Calif.	OL Thomas Mirabella (Mission Viejo High)
WR Mekhi Fox (Pasadena High)	Pasadena, Calif.	WR Baylin Brooks (Pasadena High)
DB Brandon Guzman (Charter Oak High)		S Max Garrison (Saint Francis High)
		OL Kyle Stanback (Newbury Park High)
TE Peter Montini (Foothill High)	Pleasanton, Calif.	DL Brady Nassar (Amador Valley High)
TE Jordan Williams (Saint Paul High)	Riverside, Calif.	DL Samuela Tuihalamaka (Mater Dei High)
DB Dante Scott (Bonita Vista High)	San Diego, Calif.	RB Kenan Christon (Madison High)
WR Dane Olson (San Marcos High)		CB Arnold Escano (Olympian High)
		LB Chris Fewell (Lincoln High)
		RB Nick Gardinera (Scripps Ranch High)
		CB Xavier Hamlet (Lincoln High)
		DL Jaliel Jackson (San Diego High)
		OL Jonah Rodriguez (Madison High)
		WR Mekhi Show (Scripps Ranch High)
		RB Lucky Sutton (Cathedral Catholic High)
		CB Noah Tumblin (Mira Mesa High)
		OL Ross Ulugalul-Maseuli (Mater Dei High)
		LB Trey White (Eastlake High)

TOP RUSHING PERFORMANCES VS. CSU

Rk.	Name	H/A	Date	Score	Yards
1.	Chris Hardy	H	9-28-85	W, 48-23	235
2.	Marcus Jennings	H	11-4-78	W, 34-31	178
3.	Atiyah Henderson	H	10-25-08	L, 34-38	177
	Larry Ned	A	9-22-01	W, 14-7	177
5.	Marshall Faulk	H	11-9-91	W, 42-32	174
6.	Jonas Lewis	H	11-22-97	L, 17-38	167
7.	Ronnie Hillman	H	11-6-10	W, 24-19	151
8.	Wayne Pittman	A	9-24-94	L, 17-19	129
9.	George Jones	A	10-26-96	L, 18-27	126
10.	Donnel Pumphrey	A	10-31-15	W, 41-17	121
	Phil DeBois	H	11-4-78	W, 34-31	121
12.	Lynell Hamilton	A	11-12-05	L, 34-38	108
13.	Tony Allen	A	10-20-79	L, 3-37	106
14.	Adam Muema	H	10-13-12	W, 38-14	105
	Michael Franklin	A	11-15-03	L, 6-21	105

14 100-YARD RUSHING GAMES (SDSU is 7-7 in those games)

TOP PASSING PERFORMANCES VS. CSU

Rk.	Name	H/A	Date	Score	Yards
1.	Ryan Lindley	A	10-24-09	W, 42-28	459
2.	Todd Santos	H	10-28-84	W, 41-24	418
3.	Lan Sheriff	H	10-28-00	L, 22-34	393
4.	Todd Santos	H	11-14-87	W, 26-12	391
5.	Matt Kofler	A	9-12-81	W, 30-14	359
6.	Todd Santos	A	11-1-86	W, 27-26	356
7.	Mark McKay	A	10-15-83	L, 15-17	317
8.	Billy Blanton	H	11-25-95	L, 13-24	311
9.	Tim Gutierrez	H	10-16-93	W, 30-3	304

9 300-YARD PASSING GAMES (SDSU is 6-3 in those games)

TOP RECEIVING PERFORMANCES VS. CSU

Rk.	Name	H/A	Date	Score	Yards
1.	DeMarco Sampson	A	10-24-09	W, 42-28	257
2.	Kassim Osgood	H	11-15-02	L, 21-49	170
3.	Anthony Conyers	A	11-1-86	W, 27-26	153
4.	J.R. Tolver	H	10-28-00	L, 22-34	146
5.	Vince Warren	H	10-20-84	W, 41-24	143
6.	Jim Sandusky	A	10-15-83	L, 15-17	131
7.	Jeff Webb	H	10-16-04	L, 17-21	129
8.	Jim Beatrow	H	11-10-82	W, 38-10	126
9.	Patrick Rowe	H	9-11-91	W, 42-32	113
10.	Kerry Reed-Martin	A	11-14-87	W, 26-12	112
11.	Brett Swain	A	10-6-07	W, 24-20	111
12.	Will Blackwell	H	11-25-95	L, 13-24	110
13.	Jim Beatrow	A	11-12-81	W, 30-14	109
14.	Derrick Lewis	H	10-28-00	L, 22-34	104
15.	Steve Stapler	A	10-20-79	L, 3-37	102
16.	Kobe Smith	A	10-5-19	W, 24-10	102
	Curtis Shearer	A	10-31-92	W, 20-13	102

16 100-YARD RECEIVING GAMES (SDSU is 10-6 in those games)

SDSU CAREER VS. COLORADO STATE

Rushing	Att.	Yds.	Avg.	TD	Punt Returns	No.	Yds.	Avg.	TD
Jaylon Armstead	1	5	5.0	0	n/a				
Passing	A-C-I	Yds.	TD	Eff.	Defense	S-A-T	Other		
n/a					Cody Moon	5-5-10	2.0 TFL, 1.0 SCK, 1 FF, 1 PBU		
					Noah Tumblin	1-0-1			
Receiving	No.	Yds.	Avg.	TD	Punting	No.	Yds.	Avg.	Long
n/a					n/a				
Kickoff Returns	No.	Yds.	Avg.	TD	Kicking	FG-FGA	Long	PAT-PATA	
n/a					n/a				

LAST GAME VS. COLORADO STATE

COLORADO STATE	0	17	0	0	-	17
SAN DIEGO STATE	7	16	0	6	-	29

Dec. 5 | Dignity Health Sports Park | Carson, Calif. | 4:02 p.m. PT | Attendance: 0



TEAM STATISTICS

	SDSU	NEV
FIRST DOWNS	15	17
Rushing	7	7
Passing	7	9
Penalty	1	1
NET YARDS RUSHING	121	117
Rushing Attempts	38	48
Average Per Rush	3.2	2.4
Rushing Touchdowns	2	0
Yards Gained Rushing	159	164
Yards Lost Rushing	38	47
NET YARDS PASSING	144	130
Completions-Attempts-Int	13-28-2	14-24-0
Average Per Attempt	5.1	5.4
Average Per Completion	11.1	9.3
Passing Touchdowns	0	1
TOTAL OFFENSE YARDS	265	247
Total offense plays	66	72
Average Gain Per Play	4.0	3.4
Fumbles: Number-Lost	0-0	1-0
Penalties: Number-Yards	5-36	3-24
PUNTS-YARDS	8-389	7-270
Average Yards Per Punt	48.6	38.6
Net Yards Per Punt	36.9	36.1
Inside 20	3	2
50+ Yards	4	0
Touchbacks	0	0
Fair catch	2	4
KICKOFFS-YARDS	4-215	7-442
Average Yards Per Kickoff	53.8	63.1
Net Yards Per Kickoff	10.5	36.0
Touchbacks	0	3
Fair Catch Yards	0	0
Punt returns: Number-Yards-TD	2-17-0	5-94-1
Average Per Return	8.5	18.8
Kickoff returns: Number-Yds-TD	4-115-0	4-173-1
Average Per Return	28.8	43.2
Interceptions: Number-Yds-TD	0-0-0	2-15-0
Fumble Returns: Number-Yds-TD	0-0-0	0-0-0
Miscellaneous Yards	0	0
Possession Time	25:02	34:58
1st Quarter	4:28	10:32
2nd Quarter	8:09	6:51
3rd Quarter	7:42	7:18
4th Quarter	4:43	10:17
Third-Down Conversions	4 of 16	4 of 16
Fourth-Down Conversions	1 of 1	2 of 2
Red-Zone Scores-Chances	1-2	3-3
Touchdowns	1-2	1-3
Field goals	0-2	2-3
Sacks By: Number-Yards	3-23	2-17
PAT Kicks	2-2	2-3
Field Goals	1-2	3-3
Points off turnovers	0	3

▶▶ GAME NOTES

Big Notes

- San Diego State finished Mountain West play at 4-2, its best conference mark since 2017 when it posted a 6-2 record.
- The Aztecs ended the home campaign with a 3-1 record, their best home mark since going 5-1 in 2016.
- SDSU scored two non-offensive touchdowns - a 93-yard kick return by Jordan Byrd and a 90-yard punt return by BJ Busbee - the eighth time with two non-offensive touchdowns in the same game since 2015.
- San Diego State became the first FBS team with a kickoff return TD and a punt return TD in the same quarter since Tennessee on Oct. 31, 2015 (third quarter at Kentucky).
- The Aztecs now have returned a kickoff and punt for a touchdown three times in the last 24 seasons (since 1996).
- SDSU now has 12 kickoff return touchdowns since 2015, the most in FBS over that span.
- San Diego State's 267 kickoff/punt return yards today were the most in a FBS game this season and the most by an Aztec team since at least 1996.
- San Diego State defeated Colorado State for the second straight time in the series and seventh time in eight meetings (7-1).
- The Aztecs improved to 6-1 in their last seven games immediately following a loss.

Team Notes

- The Aztecs improved to 42-6 in their Division I history (since 1969) when holding their opponent to a pass efficiency rating under 102.8 (27-8 at home). Colorado State posted a 75.3 efficiency rating today.
- Since the start of the 2019 season, the Rams have been held to 265 or less total offense only three times and twice were games against the Aztecs (265 today and 235 in 2019).

Return Game Leads Aztecs Past CSU, 29-17

CARSON, Calif. -- San Diego State scored two long touchdowns in the second quarter on Jordan Byrd's 93-yard kickoff return and BJ Busbee's 90-yard punt return just 90 seconds later, as the Aztecs registered a 29-17 triumph over Colorado State at Dignity Health Sports Park.

Making his first career start, quarterback Jordan Brookshire tossed an 8-yard touchdown pass to Jesse Matthews, while Matt Araiza tied a career-high with three field goals to help SDSU (4-3, 4-2 MW) snap a two-game losing streak.

After an exchange of punts on the first three possessions of the game, SDSU jumped out to a 7-0 lead at the 4:41 mark of the first quarter on Brookshire's first career touchdown pass, capping a 12-play, 81-yard march that consumed 4:52 of the clock.

CSU (1-3) narrowed the gap to 7-3 on a 43-yard field goal by Robert Liss with just under three minutes elapsed in the second period, setting the stage for the Aztecs' special teams blitz.

On the ensuing kickoff, Byrd gathered the football along the near sideline at the 7 and cut across to the far side of the field, outracing the Rams pursuit for his first career kick return for a touchdown.

After holding CSU to a three-and-out, lightning struck once again for the Scarlet and Black just 1:30 later when Busbee back-pedaled to field Ryan Stonehouse's punt and weaved 90 yards through the coverage on his way to the end zone.

Six plays after a long return of their own, Ram running back Marcus McElroy Jr. hit pay dirt from a yard out, cutting the deficit to 20-10 with 8:22 remaining.

Not to be outdone, Byrd added to his all-purpose total on the ensuing kickoff with a 55-yard return to the CSU 39. However, the drive stalled an Araiza was summoned for a field-goal attempt, splitting the uprights from 40 yards out to give the Aztecs a 23-10 bulge at the 5:48 mark.

It took just three plays for the Rams to pull within striking distance, as McElroy provided some tough running on his way to the end zone on a 37-yard touchdown that provided the contested with its 23-17 score at intermission.

SDSU subsequently took strategic control of the game, driving 68 yards on 15 plays over seven minutes and change before Araiza drilled a 21-yard field goal to put the host school up 26-17 with 12:21 left in the fourth quarter.

Moments later, Darren Hall recorded his sixth career interception, leaping in front of a pass from O'Brien intended for Dante Wright and returning the ball 15 yards to the CSU 19. The turnover set up Araiza's third field goal of the game, increasing the Aztec lead to 29-17 with 9:17 to go.

SDSU held the Rams to just 32 yards on their final two drives of the contest, with Tayler Hawkins picking off a pass from reserve quarterback Todd Centeio at the Aztec 35 with 3:35 remaining for his first career interception.

Tavai registered a career-high seven tackles on the night, sharing the team lead with Trenton Thompson and Cameron Thomas.

On the other side of the ball, Brookshire completed 14 of 24 passes for 130 yards, including one touchdown, while rushing 23 times for a team-high 38 yards.

>>> SCORING SUMMARY

Qtr	Time	Team	Scoring Play	Plays	TOP	Score
1st	4:41	SDSU	Mathews 8-yd pass f. Brookshire (Araiza kick)	12-81	4:52	7-0
2nd	12:08	CSU	Liss 43-yd field goal	10-45	3:11	7-3
2nd	11:54	SDSU	Byrd 93-yd kickoff return (Araiza kick)	--	--	14-3
2nd	10:24	SDSU	Busbee 90-yd punt return (Araiza kick failed)	--	--	20-3
2nd	8:22	CSU	McElroy 1-yd run (Liss kick)	6-45	1:55	20-10
2nd	5:48	SDSU	Araiza 40-yd field goal	6-17	2:24	23-10
2nd	4:47	CSU	McElroy 37-yd run (Liss kick)	3-69	0:53	23-17
4th	12:21	SDSU	Araiza 21-yd field goal	15-68	7:07	26-17
4th	9:17	SDSU	Araiza 38-yd field goal	4-(-2)	1:50	29-17

INDIVIDUAL STATISTICS

>>> COLORADO STATE

Rushing	Att	Yds	TD	Long	Avg
McElroy	10	50	2	37	5.0
Vivens	15	46	0	15	3.1
Wright	4	19	0	11	4.8
O'Brien	6	6	0	25	1.0
Centeio	3	0	0	1	0.0
Totals	38	121	2	37	3.2

Passing	C-A-I	Yds	TD	Long	Sack
O'Brien	11-24-1	114	0	31	2
Centeio	2-4-1	30	0	18	0
Totals	13-28-2	144	0	31	2

Receiving	No.	Yds	TD	Long
McBride	5	62	0	31
Wright	5	60	0	25
Scott	3	22	0	18
Totals	13	144	0	31

>>> SAN DIEGO STATE

Rushing	Att	Yds	TD	Long	Avg
Brookshire	23	38	0	10	1.7
Byrd	10	33	0	20	3.3
Bell, C.	7	24	0	6	3.4
Williams	4	17	0	8	4.2
Armstead	1	5	0	5	5.0
Bell, G.	1	4	0	4	4.0
Team	2	-4	0	0	-2.0
Totals	48	117	0	20	2.4

Passing	C-A-I	Yds	TD	Long	Sack
Brookshire	14-24-0	130	1	19	3
Totals	14-24-0	130	1	19	3

Receiving	No.	Yds	TD	Long
Bellinger	5	53	0	15
Benson	2	22	0	13
Dedeaux	2	14	0	9
Matthews	2	9	1	8
Williams	1	19	0	19
Givan	1	14	0	14
Byrd	1	-1	0	0
Totals	14	130	1	19

than 20 yards (2.4 pct.).

- San Diego State held Middle Tennessee State in the 2022 EasyPost Hawai'i Bowl to a Division I-era program-record minus-66 yards rushing, eclipsing a minus-44-yard effort against Cal State Los Angeles on Sept. 27, 1969.
- It was the second time of the season SDSU held a team below zero yards (also -3 vs. Fresno State on Oct. 28, 2022).
- The minus-66 yards rushing by Middle Tennessee State were the fewest allowed in a FBS game since Michigan State held Tulsa to minus-73 yards on Oct. 30, 2019 and fewest in any bowl game since at least 1996.
- The Aztecs did not allow a rushing first down vs. MTSU for the first time in any game since at least 1996

PASSING DEFENSE

- SDSU's 152 interceptions since the 2014 season are the second most in the country over that span while its 15 interceptions returned for a touchdown rank in a tie for 16th.
- San Diego State ranks in tie for 34th in the country this season with nine interceptions.
- The nine Aztec interceptions have come from six different players.
- SDSU held Nevada to just 98 passing yards on Oct. 21, the fewest allowed by the Aztecs against a non-option team since allowing 41 at New Mexico on Nov. 3, 2018.
- CB Noah Tumblin is tied for 10th in FBS in total passes defended (INT + PBU) (11, T-1st in MW), tied for 12th in total pass breakups (9, 1st in MW) and tied for 14th in passes defended per game (1.22, T-1st in MW). Tumblin is also tied for seventh in the Mountain West in interceptions (2, T-75th in FBS).
- S Cedarius Barfield is tied for fourth in the Mountain West in total interceptions (3, T-25th in FBS) and interceptions per game (0.33, T-33rd in FBS).
- CB Dez Malone ranks in a tie for ninth in the Mountain West in total pass breakups (6, T-71st in FBS) and total passes defended (7), and tied for 10th in passes defended (INT + PBU) per game (0.78).
- Malone had four pass breakups against Idaho State on Sept. 2. The four pass breakups are tied for the sixth most in a game this season in FBS and tied for the fourth most in a game in school history. An Aztec has only recorded games with at least four PBUs 17 times in program history, including Tumblin against New Mexico State in the 2021 opener.
- S Deshawn McQuin is tied for sixth in FBS in interceptions returned for a touchdowns (1, T-1st in FBS) and 36th in interception yards (70).
- LB New Zealand Williams ranks ninth in the Mountain West in interception yards (40).

BULLET NOTES - SPECIAL TEAMS

- ESPN's special teams efficiency rating had San Diego State at 72.2, which ranked second in FBS, trailing only South Carolina (79.8). The Aztecs were fifth in 2021 at 69.9. This year, SDSU is sixth at 68.7.
- Since the start of the 2015 season, San Diego State has 14 kickoff returns for touchdowns, the most in FBS play over that time. To put that stat into perspective, 10 other teams have played at least 60 games over that span and do not have a single kick return touchdown.
- The Aztecs also have five 100-yard kickoff return touchdowns since 2015, one behind Western Michigan for the most in FBS play over that span.
- San Diego State had five non-offensive touchdowns last year, including a blocked punt recovery in the end zone to score against Arizona on Sept. 3, a returned a punt for a touchdown against Idaho on Sept. 10, a blocked punt and return at Boise State on Sept. 30, a fumble return at Nevada on Oct. 22 and a kick return touchdown against San Jose State on Nov. 12. The five non-offensive touchdowns were tied for seventh most in the country, only trailing Mississippi State (7), Western Kentucky (7), Iowa (6), Middle Tennessee (6), Pittsburgh (6) and TCU (6).
- The Aztecs have 11 non-offensive touchdowns since the start of the 2021 season. Only 10 schools have more non-offensive touchdowns over that span, including Pittsburgh (15), Iowa (14), Middle Tennessee State (14), Notre Dame (14), Ohio State (13), Alabama (12), Houston (12), Kentucky (12), Utah (12) and Western Kentucky (12). Over that span, SDSU has four blocked punt returns for touchdowns, three interception returns for touchdowns, two kickoff returns for a touchdown, a fumble recovery for a touchdown and one punt return for a touchdown.
- Since the start of the 2020 season, San Diego State has 15 non-offensive touchdowns, tied with Kentucky, Utah and Western Kentucky for the ninth most in the country over that span, trailing only Alabama (17), Iowa (17), Notre Dame (17), Pittsburgh (17), Houston (16), Middle Tennessee State (16), Ohio State (16) and TCU (16).
- P/K Jack Browning has been named the 2023 Mountain West Preseason Special Teams Player of the Year. Browning is the second straight Aztec to be named the MW Preseason Special Teams of the Year (Jordan Byrd) and the fourth overall (also Rashaad Penny in 2016 and 2017).
- Browning is just the second Aztec punter to garner preseason all-MW accolades, joining Brian Stahovich (2010 and 2011).
- Browning was named the 2022 Mountain West Special Teams Player of the Year, SDSU's second straight punter to win the award and the fifth time an Aztec has captured the award in the last eight years (since 2015). The five special teams players of the year are the most in the history of the league (started in 1999). Browning also made the all-MW first team as a punter.
- For his career, Browning ranks first at SDSU in punt average (45.8, min. 90 punts), sixth in field goal percentage (.721, min. 25 att.) and eighth in made field goals (31).
- Browning is 4-for-6 for his career on field goal attempts of at least 50 yards (2-for-3 this year). The 66.7 percent is tied for the fourth highest among all active kickers (min. 6, 50-yard attempts).
- Browning has 10 games with multiple field goals, including three games this year. He has multiple field goals in 10 of the 22 games he's been the Aztec kicker.
- Browning ranked third in SDSU single-season history last year in punt average (46.10), tied for third in field goals (20) and tied for seventh in field goal percentage (80.0).
- This year, Browning is tied for the FBS lead in PAT percentage (100.00), tied for 10th in punts inside the 20-yard line (17, 1st in MW), 12th in net punt average (42.51, 2nd in MW), tied for 16th in field goal attempts per game (2.00, 3rd in MW), tied for 17th

MOUNTAIN WEST STANDINGS / SINCE 2013

Below is a look at the best Mountain West records in league games since the current 12-team conference began in 2013 (includes championship & bowl games; through Nov. 5)

Rk.	Team	W	L	Pct.	GB
1.	Boise State	70	18	.796	--
2.	San Diego State	59	27	.686	10.0
3.	Fresno State	53	35	.602	17.0
4.	Utah State	51	34	.600	17.5
5.	Air Force	48	34	.585	19.0
6.	Nevada	40	45	.471	28.5
7.	Colorado State	38	44	.463	29.0
8.	Wyoming	38	46	.452	30.0
9.	San José State	35	48	.422	32.5
10.	UNLV	28	55	.337	40.5
11.	Hawai'i	28	58	.326	42.0
12.	New Mexico	20	64	.238	49.0

ACTIVE CAREER START CHART(OFF./DEF.)

Career Starts (Off/Def)	'18	'19	'20	'21	'22	'23	Total
Brandon Crenshaw-Dickson, RT/LT	-	RS	0	14	12	7	33
Cedarius Barfield, S/CB	RS	0	4	9	7	9	29
Cooper McDonald, LB	-	-	0	10	6	9	25
Mark Redman, TE	-	-	0	1	12	9	22
Cade Bennett, LG	-	-	RS	0	12	9	21
Noah Tumblin, CB	-	RS	0	8	5	8	21
Dez Malone, CB	-	-	RS	0	11	9	20
Jalen Mayden, QB	0	0	-	0	8	9	17
Davaughn Celestine, S	-	RS	0	0	11	5	16
Zyrus Fiasue, LB	-	-	-	RS	6	9	15
Ross Ulugalu-Maseuli, RG/C	-	-	-	RS	6	9	15
Cody Moon, LB	-	-	RS	0	9	4	13
Kenan Christon, RB	-	3	0	0	0	9	12
Mekhi Shaw, WR	-	-	RS	1	5	6	12
Daniel Okpoko, DE	RS	0	0	0	0	9	9
Garret Fountain, DE	-	RS	0	0	0	9	9
Tupu Alualu, DT	-	-	-	-	-	9	9
Dean Abdullah, RG	-	-	-	-	3	6	9
Marcus Ratcliffe, AZT	-	-	-	-	-	8	8
Noah Avinger, CB	-	-	-	3	5	0	8
Christian Jones, LT	-	-	-	RS	0	6	6
Brionne Penny, WR	-	RS	0	0	0	5	5
Myles Murao, RT/RG	-	-	RS	0	0	5	5
Thomas Mirabella, RG	-	-	RS	0	5	0	5
Vai Kaho, LB	-	-	0	1	0	4	5
Baylin Brooks, WR	-	-	-	-	-	4	4
Cameron Harpole, TE	-	-	-	RS	0	4	4
Joshua Nicholson, WR	-	-	-	RS	0	3	3
Drew Azzopardi, RT	-	-	-	-	RS	3	3
Deshawn McQuin, S	-	RS	0	1	0	2	3
Samuela Tuihalamaka, DL	RS	3	0	0	0	0	3
Phillipe Wesley, WR	-	-	-	RS	0	2	2
Josh Hunter, S	-	-	-	-	RS	2	2
Jaylon Armstead, RB	-	-	RS	0	2	0	2
Martin Blake, RB	-	-	-	RS	2	0	2
JD Coffey III, S	-	-	-	0	0	1	1
New Zealand Williams, LB	-	-	-	RS	0	1	1
Logan Tanner, TE	-	-	-	-	RS	1	1

10 of Cooper McDonald's starts came at Washington; 9 of Moon's starts came at New Mexico; 4 of Kenan Christon's starts came at USC; 3 of Samuela Tuihalamaka's starts came at Oklahoma State; 1 of Redman's starts came at Washington; 1 of McQuin's starts came at TCU

MOST GAMES / CONSECUTIVE GAMES

Most Games Played	Games
Cedarius Barfield, S/CB	47
Garret Fountain, DL/LB	45
Noah Tumblin, CB	43
Wyatt Draeger, DL	39
Vai Kaho, LB	38
Consecutive Games Played	Streak
Noah Tumblin, CB	43
Garret Fountain, DL/LB	39
Mark Redman, TE	38
Ryan Wintermeyer, LS	36
Cody Moon, LB	33

TOP SCORING DEFENSES SINCE 2014

Best scoring defenses since start of 2014 (min. 100 GP)

Rk.	School	Pts. Allowed Per Game
1.	Georgia	16.8
2.	Alabama	17.0
3.	Clemson	17.2
4.	Wisconsin	17.6
5.	Michigan	18.05
6.	Iowa	18.11
7.	Ohio State	19.2
8.	Penn State	19.4
9.	San Diego State	19.6
10.	Washington	20.5

TOP TOTAL DEFENSES SINCE 2014

Best total defenses since start of 2014 (min. 100 GP)

Rk.	School	Total Yds. Allowed Per Game
1.	Wisconsin	291.5
2.	Michigan	294.1
3.	Clemson	298.4
4.	Georgia	301.8
5.	Alabama	305.4
6.	San Diego State	320.1
7.	Iowa	321.9
8.	Penn State	326.9
9.	Ohio State	327.1
10.	Air Force	332.4

MOST INTERCEPTIONS SINCE 2014

Below is a list of the most interceptions forced in the FBS since the beginning of the 2014 campaign.

Rk.	Team	INT
1.	Iowa	153
2.	San Diego State	152
3.	Clemson	140
4.	Alabama	138
5.	Wisconsin	137
6.	Appalachian State	134
7.	Ohio State	133
	Oregon	133
	Western Kentucky	133
10.	Utah	132

MOST TURNOVERS FORCED SINCE 2014

Below is a list of the most turnovers forced in the FBS since the beginning of the 2014 campaign.

Rk.	Team	TO Forced
1.	Clemson	229
2.	Memphis	225
3.	Louisiana Tech	224
4.	Utah	222
5.	San Diego State	220
	Troy	220
7.	Ohio State	219
8.	Iowa	218
9.	Alabama	217
10.	UCF	216

FEWEST INT. THROWN SINCE 2015

Fewest INT by an FBS team since 2015 (min. 75 GP)

Rk.	School	Int.
1.	Navy	43
2.	Air Force	48
3.	San Diego State	58
4.	Army	59
5.	Alabama / LSU	60

in field goal attempts (18, 3rd in MW), 19th in punt average (45.24, 3rd in MW), and 21st in both punt yards (2,036, 1st in MW) and punt yards per game (226.56, 1st in MW). Browning is also second in the MW in punts per game (5.00, 27th in FBS) and kickoff average (62.77, 52nd in FBS), third in total punts (35, 29th in FBS), fourth in field goals made per game (1.22, T-45th in FBS), tied for fourth in made field goals (11, T-41st in FBS), fifth in kickoff touchback percentage (50.00, T-73rd in FBS), and 10th in field goal percentage (61.11) and kickoff touchbacks (15).

- Browning is averaging over five yards per punt more than opponents this season (45.24-39.49).
- Last year, Browning tied for the FBS lead in PAT percentage (100.00), and was sixth in punt average (46.1, 1st in MW), tied for sixth in punts inside the 20-yard line (28, 1st in MW), eighth in kickoff average (64.14, 1st in MW) and total punt yards (3,145, 3rd in MW), 12th in net punt average (42.3, 1st in MW), tied for 12th in field goal attempts per game (1.92, T-1st in MW), tied for 14th in field goal attempts (25, T-2nd in MW), 16th in punt yards per game (241.92, 3rd in MW), tied for 16th in total punts (68, 3rd in MW) and field goals made (20, 3rd in MW), and tied for 17th in field goals per game (1.54, T-3rd in MW) and punts per game (5.25, 4th in MW). Browning also was second in the league in kickoff touchbacks (37, T-48th in FBS), third in kickoff touchback percentage (62.71, 37th in FBS), fourth in field goal percentage (80.00, T-47th in FBS), fifth in total points (90), sixth in points per game (6.92), seventh in made PATs (30) and attempted PATs (30), and tied for eighth in points responsible for (90).
- Browning didn't have a touchback from a punt until his 33th attempt of the season last year (Sept. 30 at Boise State).
- Browning made his first career eight field goal attempts and made 20 of 25 last season.
- Browning picked off where he left off last year, being named the Mountain West Special Teams Player of the Week for the third time of his career on Aug. 28 for his play against Ohio on Aug. 26. Browning helped the Aztecs beat Ohio, 20-13, accounting for eight points on two field goals (49 yards and 21 yards) and two PATs. He also punted three times for 169 yards (56.3) with all three going for at least 50 yards. **His 56.3 punt average is the fourth highest in a game this season (min. 3 punts).**
- Browning made a 61-yard field goal at the end of the first half at Air Force on Sept. 30, which was a school record, Mountain West record, Falcon Stadium record, tied for the longest field goal in the country this season and tied for the 20th longest in NCAA history. He also punted five times for a 46.4 avg. with two inside the 20-yard line, and had two kickoffs, both which went for touchbacks. For his punting efforts, he was named to the "Ray's 8" for one of the top punters of the week.
- Browning was named the MW Special Teams Player of the Week for the fourth time of his career on Oct. 16 for his play at Hawai'i on Oct. 14. He punted four times for a 56.0 average and 54.2 net average, both career highs (min. 4 punts). **The 56.0 average is the second highest in the country this year by a FBS player (min. 4 punts).** Out of his four punts, three were for at least 50 yards and two went for 60-plus yards, including a career-long 66 yarder and a 63 yarder. Three of his four punts landed inside the 20-yard line (and 10-yard line) with Hawai'i's average starting position of those three punts at its own 5.3-yard line (8, 1 and 7). His other punt was muffed by a Rainbow Warrior returner and SDSU recovered it. Browning also made a pair of field goals and all five PATs, accounting for 11 of San Diego State's 41 points in a seven-point win. He also kicked off eight times with a 64.9 kickoff average and six touchbacks, playing a big part in SDSU dominating the average starting field position against Hawai'i (SDSU 42 to UH 23).
- Browning had an impressive game against Idaho State on Sept. 10, 2022, punting six times for a 47.5 avg., with all six landing inside the 20-yard line, including five inside the 10 and four inside the 5. He became just the second punter with four punts inside the 5-yard line since at least 2012 (also Michael Dickson (Texas) vs. Missouri on Dec. 27, 2017). Additionally, Dickson was the only player since 2012 with more than five punts inside the 10 (he had six). Off Browning's six punts, Idaho State averaged a 4.83 starting field position. He also made his only field goal and all five PATs, while kicking off seven times for a 65.7 average with six touchbacks. He also had a 26-yard rush on a fake punt attempt.
- Browning was named the MW Special Teams Player of the Week for the first time of his career on Sept. 26, 2022 for his play against Toledo on Sept. 24. In the kicking game, Browning made his only field goal attempt - a career-long 50-yarder - and was 2-for-2 in PATs. Browning also punted nine times for 364 yards (40.4 avg.) (three of his punts started in Toledo territory) with a long of 56 yards. Out of his nine punts, six landed inside the 20 (last six of the game) and three inside the 10. Out of his nine punts, Toledo averaged a 21.7-yard field position. Browning also kicked off four times for a 64.2 average with two touchbacks. Off his four kickoffs, Toledo averaged a 22-yard field position. Out of his 13 overall kicks (punts and kickoffs), Toledo averaged starting on its own 21.8-yard line.
- Browning had another good game at Boise State on Sept. 30, 2022, punting a career-high 10 times for a career-high 48.5 average. The 48.5 average was the third highest last season for those with at least 10 punts in a game and the 24th highest since at least 1996. Browning also made both of his field goal attempts.
- Browning was named the MW Special Teams Player of the Week for the second time of his career on Nov. 21, 2022, for his play at New Mexico on Nov. 18. Browning made all six kicks (four PATs, two field goals), scoring 10 of SDSU's 34 points. He also punted twice for a 52.5 average, including a career long of 63 yards, and kicked off seven times with four touchbacks for a 64.1 average, while logging a tackle on a kickoff.
- For his career on planned fakes, Browning has five plays on fake punts/kicks for 70 yards (14.0 avg.) with a touchdown.
- RB/KR Kenan Christon ranks sixth in the Mountain West in kick returns (10, T-57th in FBS) and kick return yards (235, T-63rd in FBS), seventh in combined kick/punt return yards (235, T-72nd in FBS), and ninth in total all-purpose plays (113).
- Mekhi Shaw ranks third in the Mountain West in punt return average (7.36, 35th in FBS), tied for fourth in total punt returns (11, T-38th in FBS) and sixth in punt return yards (81, T-64th in FBS).
- Dez Malone is 10th in the Mountain West in punt return yards (37).
- Eric Butler has blocked two punts this year, tied for the second-most blocked kicks in SDSU single-season history. **His two blocked kicks are tied for the fifth most in school history.**
- Butler's two blocked kicks are tied for the most in the country this year, while his 0.22 blocked kicks per game is tied for third.
- Full bios of selected special teams players:
 - P/K Jack Browning - pgs. 38-41
 - RB/KR Kenan Christon - pgs. 43-45
 - WR/PR Mekhi Shaw - pgs. 65-66

2022 IN REVIEW

- After starting 2-3, the Aztecs won five of their final seven regular-season games (5-2) to clinch a bowl spot.
- SDSU finished 5-2 in its first season at Snapdragon Stadium.
- San Diego State played in its 12th bowl game since 2010, tied for the eighth most in the country over that stretch.
- The Aztecs finished 7-6 for their 13th straight season with at least a .500 record, which is tied for the sixth-longest active streak in the country. SDSU's lone .500 season in that stretch was a 4-4 campaign in the COVID-shortened 2020 season.
- Two Aztecs were Pro Football Focus All-Americans (Jonah Tavai - 1st team, and Jack Browning - 2nd team). SDSU was one of only eight schools with multiple first or second-team PFF All-Americans, joining USC, Ohio State, Alabama, Notre Dame, North Carolina, Illinois and Iowa.
- Tavai and Browning also earned other All-America nods. Tavai was a first-team selection by Bleacher Report, a second-team pick by Associated Press and USA Today, and an honorable-mention selection by College Football Network. Browning, meanwhile, was an honorable mention punter by College Football Network.
- San Diego State had seven first-team all-Mountain West selections, the most in the league for the fourth straight year. The seven selections were C Alama Uluave, KR Jordan Byrd, DE Jonah Tavai, LB Caden McDonald, S Patrick McMorris, P Jack Browning and PR Jordan Byrd.
- The Aztecs also had the most overall selections (16), matching a program record (also 2001). Making the second team were WR Tyrell Shavers, TE Mark Redman, LG Cade Bennett and LB Michael Shawcroft with honorable-mention accolades going to QB Jalen Mayden, WR Jesse Matthews, DE Keshawn Banks, CB Dez Malone and CB Dallas Branch.
- Browning was named the Mountain West Special Teams Player of the Year. An Aztec has now won the award five times (all over the last eight years), the most in the 24-year history of MW.
- Byrd became the first Aztec to make a MW first team at both kick returner and punt returner.
- Byrd became the first FBS player with at least one rushing touchdown, receiving touchdown, kick return touchdown and punt return touchdown in the same season since Temple's Isaiah Wright in 2018 and just the second MW player in league history (also former Aztec Rashaad Penny in 2017).
- McDonald made the all-MW first team for a third consecutive season, joining fellow Aztec Kirk Morrison (2002-04) as the only linebackers in league history (since 1999) to make three all-MW first teams.
- McMorris landed on his second straight all-conference team, becoming just the second SDSU safety to make two all-MW first teams, joining Will Demps from 2000-01.
- Shavers was a second-team all-MW selection, the first San Diego State wide receiver to earn first or second-team honors since both Vincent Brown and DeMarco Sampson were first-team picks in 2010.
- Mayden became an honorable mention selection at quarterback, despite playing the first five games at safety. Mayden is the first Aztec quarterback since Ryan Lindley in 2010 (second team) to earn all-MW honors when he was named an honorable mention pick.
- Banks became a four-time all-Mountain West pick with an honorable-mention nod.

LAST TIME OUT

Utah State 32, San Diego State 24 (2OT)
 Nov. 4, 2023 | Snapdragon Stadium | San Diego, Calif.

SAN DIEGO -- The San Diego State football team finished with 384 total yards, its most in its last four contests, but an overtime interception spelled doom for the Scarlet and Black in a 32-24 loss to Utah State on Saturday evening at Snapdragon Stadium.

Trailing 17-7 entering the fourth quarter, the Aztecs put together a pair of scoring drives, which included a 10-yard touchdown strike from Jalen Mayden to Kenan Christon and then a 23-yard Jack Browning field goal, with 33 seconds left in regulation, to send the game to overtime.

On its initial possession of overtime, Mayden found Brionne Penny in the corner of the end zone for a 29-yard touchdown and after Browning's extra point was good, SDSU led 24-17.

The Aggies matched SDSU on its first extra possession, putting the ball in the end zone on an 18-yard strike from Cooper Legas to Terrell Vaughn, and with the extra point, the game was tied 24-24.

Utah State (4-5, 2-3 Mountain West) opened the second overtime period with possession and on a second-and-five from the 20, Robert Briggs Jr. busted up the middle for a touchdown. Forced to go for the two-point conversion in the second overtime period, Legas pitched the ball to Vaughn, who found Broc Lane in the back of the endzone to push the Aggies lead to 32-24.

With a chance to tie the game and send it to a third extra period, and facing a fourth down and four yards to go, Mayden's pass attempt to Joshua Nicholson along the sideline was intercepted by the Aggies' Ike Larsen and returned 62 yards to seal the win for Utah State.

San Diego State's 384 yards of total offense, 121 rushing yards and 263 yards through the air, was its most in the last four games and its third highest of the season. Mayden finished 25-of-39 for 265 yards, three touchdowns, and the interception that ended the game. The three scoring strikes equals a career-best, matching his total against San Jose State on November 12, 2022, and his 39 attempts are a season-high.

Lucky Sutton finished with 86 yards on 11 carries to pace the Aztecs runners. Christon had a touchdown reception and set a career-best with eight catches.

Defensively, Cody Moon led the Aztecs (3-6, 1-4 Mountain West) with a season-best 13 tackles, including a career-high 10 solo stops. The 13 tackles are tied for the second most in a game for the junior linebacker, and was one off his career high, set against at Air Force on November 12, 2022.

After a scoreless opening quarter, San Diego State got on the scoreboard with 14:10 to go before the intermission. A six play, 88-yard drive was capped by a nine-yard Mayden to tight end Mark Redman touchdown toss. The key play which set up the score was a 62-yard scamper by Lucky Sutton. It was the longest rush of the season for Sutton and the team. The Aggies, slightly less than four minutes later, got a field goal from William Testa to send the game to the break with SDSU up 7-3.

AZTECS IN THE NFL (AS OF NOV. 4, 2023)

(According to NFL.com; * - practice squad player; ^ - injured list)

Active Rosters: 12
Practice Rosters: 7
Injured List: 1
Total: 20

CURRENT NFL TEAM SDSU LETTERS

ARIZONA CARDINALS

Aaron Brewer, LS	2008-09-10-11
Keith Ismael, OL	2017-18-19
Cameron Thomas, LB	2019-20-21

BUFFALO BILLS

*Tyrell Shavers, WR	2021-22
---------------------	---------

GREEN BAY PACKERS

*Keshawn Banks, DL	2018-19-20-21-22
--------------------	------------------

HOUSTON TEXANS

^Jesse Matthews, WR	2019-20-21-22
---------------------	---------------

INDIANAPOLIS COLTS

Segun Olubi, LB	2020-21
-----------------	---------

LOS ANGELES RAMS

Zachary Thomas, OL	2017-19-20-21
--------------------	---------------

MIAMI DOLPHINS

*Alama Uluave, OL	2018-19-20-21-22
-------------------	------------------

NEW ENGLAND PATRIOTS

Calvin Munson, LB	2013-14-15-16
-------------------	---------------

NEW YORK GIANTS

Daniel Bellinger, TE	2018-19-20-21
----------------------	---------------

NEW YORK JETS

Nick Bawden, FB	2014, 16-17
-----------------	-------------

PHILADELPHIA EAGLES

Rashaad Penny, RB	2014-15-16-17
-------------------	---------------

PITTSBURGH STEELERS

*Luc Barcoo, CB	2018-19
Damontae Kazee, S	2013-14-15-16
*Trenton Thompson, S	2016-18-19-20-21

SAN FRANCISCO 49ERS

*Alex Barrett, DL	2013-14-15-16
*Tayler Hawkins, CB	2017-18-19-20-21

TAMPA BAY BUCCANEERS

David Wells, TE	2014-15-16-17
-----------------	---------------

TENNESSEE TITANS

Daniel Brunskill, OL	2013-14-15-16
----------------------	---------------

DEFENSIVE SCORING PLAYS (SINCE 2009)

2023
Deshawn McCuin70-yd INT at Hawai'i (0.14) (TD)

2022
Jonah Tavai.....Sacked QB in end zone vs. SJSU (N.12) (Safety)
Patrick McMorris.....30-yd FR after Michael Shawcroft's FF
.....at Nevada (0.22) (TD)

2021
Andrew Aleki17-yd INT at UNLV (N.19) (TD)
Andrew Aleki25-yd INT vs. New Mexico State (S.4) (TD)

2020
Darren Hall57-yd INT at Colorado (N.28) (TD)
Segun Olubi71-yd INT vs. Hawai'i (N.14) (TD)

2019
Darren Hall20-yd FR after Tariq Thompson's FF
.....vs. Central Michigan (D.21) (TD)

2017
Tariq Thompson.....83-yd INT vs. Northern Illinois (S.30) (TD)

2016
Ron Smith54-yd INT vs. Houston (D.17) (TD)
Damontae Kazee54-yd INT vs. Hawai'i (N.5) (TD)
Ron Smith14-yd INT vs. Hawai'i (N.5) (TD)
Malik Smith28-yd INT at Utah State (O.28) (TD)
Ronley Lakalaka.....9-yd INT vs. California (S.10) (TD)

2015
Alex Barrett43-yd INT vs. Cincinnati (D.24) (TD)
Damontae Kazee55-yd INT at Colorado St. (O.31) (TD)
Calvin Munson67-yd INT vs. San Diego (S.6) (TD)
.....19-yd INT vs. San Diego (S.6) (TD)

2014
Calvin Munson.....56-yd INT vs. Air Force (N.21) (TD)

2013
J.J. Whittaker18-yd INT vs. Boise State (N.23) (TD)

2012
Everett Beed.....52-yd FR vs. Air Force (N.10) (TD)
Leon McFadden96-yd INT at Fresno State (S.29) (TD)
Eric Pinkins32-yd INT at Fresno State (S.29) (TD)
Leon McFadden28-yd INT vs. North Dakota (S.15) (TD)

2010
Jerome LongFR in end zone after Rob Andrews' FF
.....at TCU (N.13) (Safety)

2009
Luke Laolagi.....55-yd INT at UNLV (N.28) (TD)
Dey Juan Hemmings14-yd FR after Ernie Lawson's FF
.....vs. New Mexico State (O.3) (TD)
TeamQB fell in end zone vs. So. Utah (S.12) (Safety)

Coming out of halftime, Utah State got the only score of the third quarter, a 50-yard touchdown pass from Legas to Jalen Royals to put Aggies up 10-7. The visitors pushed the advantage to 17-7 early in the fourth quarter on a 19-yard rush from Davon Booth, which set the stage for the Aztecs comeback to tie the contest and send it to overtime.

SERIES NOTES

- San Diego State fell to 13-4 all-time against Utah State.
- The Aztecs are now 8-4 against the Aggies at home.
- SDSU fell to 4-3 vs. USU in the Mountain West era (since 1999).

TEAM NOTES

- The Aztecs fell to 48-21 (.696) in their last 69 regular-season games against Mountain West opponents.
- SDSU fell to 75-36 (.676) since the start of the 2015 season.
- San Diego State fell to 10-5 all-time in overtime games (2-1 under Brady Hoke).
- The Aztecs shut out their opponent in the first quarter for the fourth time in the last five games.
- SDSU did not allow a touchdown in the first quarter for the sixth straight game.
- San Diego State has now gone 12 straight games without allowing more than seven points in the first quarter and has allowed seven or fewer points in 20 of the last 21 first quarters.
- The Aztecs held an opponent without a first-half touchdown for the second straight game and third time this season.
- SDSU has now held seven of its last 19 opponents without a touchdown in the first half (dating back to last season).
- San Diego State fell to 2-3 on the season and 24-9 under Brady Hoke when scoring first.
- The Aztecs fell to 3-1 on the season and 35-9 under Brady Hoke when leading at halftime.
- SDSU allowed Utah State to score a touchdown with 8:43 left in the third quarter. It was the first touchdown allowed by San Diego State in 97:15 of game time dating back to Oct. 14 at Hawai'i.
- The Aztecs fell to 3-3 on the season in games decided by one score (15-12 under Brady Hoke).
- SDSU dropped to 2-4 in the year and 30-11 under Brady Hoke when committing one or fewer turnovers.
- San Diego State fell to 3-3 on the season and 31-8 under Brady Hoke when its average starting field position was at least its own 30-yard line.
- SDSU lost its ninth straight game when committing more turnovers than its opponent (6-19 under Brady Hoke).
- San Diego State fell to 3-4 on the year and 33-7 under Brady Hoke when winning the average field position battle.

TRENDS

- The Aztecs won the coin toss for the fourth time this season in nine games.
- SDSU did not start with the ball for just the 43rd time in the last 154 games.
- San Diego State has held its opponent scoreless on its opening drive for the sixth time this year in nine games with five three-and-outs, 14 times in 22 games since 2022, 26 times in 35 games since 2021 and 80 times since 2015 (111 games).

PLAYER NOTES

*** Jalen Mayden, Sr., QB (25-for-39, 265 yds., 3 TD, 1 INT)**

Matched a career high with three touchdown passes ... Had three touchdown passes tonight after logging have just three over his previous five games ... Now has nine touchdown passes this season and 22 for his career ... Had a season-high 265 passing yards.

*** Kenan Christon, Sr., RB (10 att., 35 yds. | 8 rec., 76 yds., 1 TD)**

Had the most catches (8) by an Aztec running back since Brandon Sullivan had nine against Cal Poly on Aug. 30, 2008 ... The eight catches were the most of his collegiate career (previous best was four (two occasions)) ... Scored his first touchdown of the season ... Now has nine career touchdowns (six receiving, three rushing).



SDSU-UTAH STATE

Nov. 4, 2023 | Snapdragon Stadium | San Diego, Calif.
Attendance: 23,096 | Weather: 78 degrees F, sunny, wind: N 9 mph

	1	2	3	4	OT	Total
Utah State	0	3	7	7	15	- 32
San Diego State	0	7	0	10	7	- 24

SCORING SUMMARY

SDSU – Redman 9-yd pass f. Mayden (Browning kick)	(14:10, 2nd)
USU – Testa 24-yd field goal	(10:14, 2nd)
USU – Royals 50-yd pass f. Legas (Testa kick)	(8:43, 3rd)
USU – Booth 19-yd rush (Testa kick)	(13:40, 4th)
SDSU – Christon 10-yd pass f. Mayden (Browning kick)	(7:10, 4th)
SDSU – Browning 23-yd field goal	(0:36, 4th)
SDSU – Penny 27-yd pass f. Mayden (Brocking kick)	(OT)
USU – Vaughn 18-yd pass f. Legas (Testa kick)	(OT)
USH – Briggs 20-yd rush (Brock 2-pt. conversion)	(2OT)

TEAM STATS

	Utah State	San Diego State
First Downs	20	17
Rushes-Yards	44-171	31-121
Passing Yards	229	263
C-A-I	23-32-0	26-40-1
Total Offense	400	384
Fumbles-Lost	1-0	1-0
Penalties-Yards	6-48	9-84
Possession Time	28:30	31:10
Turnovers	0	1
Average Field Position	US27	SD31

INDIVIDUAL STATS

Rushing (Atts.-Yards-TDs): USU: Booth 13-77-1; Briggs 9-59-1; Faison 10-30-0; Hillstead 7-14-0; Switzer 1-4-0; Legas 4-(-13)-0. **SDSU:** Sutton 11-86-0; Christon 10-35-0; Davis 2-3-0; Armstead 1-3-0; Browning 1-0-0; TEAM 1-(-1)-0; Mayden 5-(-5)-0.
Passing (Comp.-Att.-Int., Yards, TDs): USU: Hillstead 12-16-0, 62, 0; Legas 11-15-0, 167, 2; Royals 0-1-0, 0, 0. **SDSU:** Mayden 25-39-1, 265, 3; Ramirez 1-1-0, -2, 0.
Receiving (No.-Yards-TDs): USU: Vaughn 8-91-1; Royals 8-87-1; Lane 2-19-0; Davis 2-15-0; Faison 1-6-0; Sterzer 1-6-0; Booth 1-5-0. **SDSU:** Christon 8-76-1; Redman 5-44-1; Penny 4-57-1; Shaw 4-56-0; Nicholson 2-9-0; Blake 1-33-0; Browning 1-(-2)-0; Davis 1-(-10)-0.

*** Lucky Sutton, RS-Fr., RB (11 att., 86 yds.)**

Had a career-high 86 rushing yards ... Had a 62-yard rush in the first quarter, SDSU's longest run since Greg Bell also had a 62-yard rush vs. Hawai'i on Nov. 14, 2020 ... It was SDSU's longest run in Snapdragon Stadium and the second-longest run inside the stadium, trailing a 63-yard run by Air Force's Brad Roberts on Nov. 26, 2022.

*** Mark Redman, Sr., TE (5 rec., 44 yds., 1 TD)**

Caught his first touchdown since having two in the opener vs. Ohio on Aug. 26 ... Now has three touchdowns this season and five for his career (all over the last 14 games) ... Tied a career high with five catches.

*** Jack Browning, Sr., K/P (6 P, 47.5 avg., 65 LG, 3 I20)**

Punted six times for a 47.5 average with a net average of 43.2 ... Three of his six punts landed inside the 20-yard line ... Had a long of 65 yards, one off a career long.

*** Cody Moon, Jr., LB (13 tackles (10 solo), 2 QBH)**

Led the team in tackles for the third time this season ... The 13 tackles were a season high and one off a career high.

*** Zyrus Fiaseu, So., LB (6 tackles (3 solo), 3.0 sacks, 3.0 TFL)**

Had career highs of three sacks and three tackles for loss ... Became the first Aztec with three sacks since Jonah Tavai had three vs. San Jose State on Nov. 12, 2022.

OTHER NOTES

- CB **Dez Malone** started for the 20th straight game, the longest streak among offensive and defensive players.
- CB **Noah Tumblin** played in his 43rd consecutive game, the longest streak on the team.
- S **Cedarius Barfield** played in his 47th career game, the most among any current Aztec.
- S **JD Coffey III** earned his first career start. Coffey is the 16th Aztec to earn his first career collegiate start this season and 19th player overall to earn his first San Diego State start.
- Today's temperature was 78 degrees.
- Today's attendance was 23,096.
- Today's Aztec Honor Warrior was Marshall Faulk (1991-93).

2023 PRESEASON/SEASON ACCOLADES**► Team Honors****► Projected Finish**

T-2nd in Mountain West (Phil Steele Magazine)
4th in Mountain West (MW media)
4th in Mountain West (Athlon Sports)
4th in Mountain West (Lindy's Sports)

► Team Rankings

2nd in MW recruiting class (Phil Steele Magazine)
3rd in MW; 59th overall (Phil Steele Magazine power poll)
4th in MW; 54th overall (Phil Steele Magazine preseason poll)

► Unit Rankings

Special Teams - first in Mountain West; 5th overall (Phil Steele Magazine)
Defensive Backs - first in Mountain West; 35th overall (Phil Steele Magazine)
Linebackers - third in Mountain West; 53rd overall (Phil Steele Magazine)
Quarterbacks - fourth in Mountain West (Phil Steele Magazine)
Running Backs - fourth in Mountain West (Phil Steele Magazine)
Defensive Line - fourth in Mountain West (Phil Steele Magazine)

► Games to Watch

Sept. 9, San Diego State vs. UCLA (Lindy's Sports)
Sept. 16, San Diego State at Oregon State (Lindy's Sports)
Sept. 22, San Diego State vs. Boise State (Lindy's Sports)
Nov. 25, Fresno State at San Diego State (Lindy's Sports)

► Individual Honors**Tupu Alualu | Jr. | Honolulu, Hawaii | Offensive Line**

Polynesian College Football Player of the Year Watch List (Polynesian Ancestry)

SPECIAL TEAMS SCORING PLAYS SINCE 2011**2022**

Jordan Byrd95-yard KR vs. San Jose State (N.12) (TD)
Tyrell Shavers.....Punt block; Returned for touchdown (S.30) (TD)
Jordan Byrd.....66-yard PR vs. Idaho State (S.10) (TD)
Team.....Punt block; Jaylon Armstead returned for a
.....touchdown vs. Arizona (S.3) (TD)

2021

Tyrell ShaversPunt block; Trenton Thompson returned for
.....touchdown vs. Towson (S.25) (TD)
Jordan Byrd100-yard KR vs. Utah (S.18) (TD)
Kaegun Williams.....Punt block; Tyrell Shavers returned for
.....touchdown at Arizona (S.11) (TD)

2020

Jordan Byrd93-yard KR vs. Colorado State (D.5) (TD)
BJ Busbee90-yard KR vs. Colorado State (D.5) (TD)

2019

Trenton ThompsonPunt block; Caden McDonald returned for
.....touchdown at UNLV (10.26) (TD)
Kaegun Williams95-yard KR vs. San José State (O.19) (TD)

2018

Kaelin HimphillPunt block; Trenton Thompson returned for
.....touchdown vs. Air Force (O.12) (TD)

2017

Juwan Washington78-yd KR vs. Army West Point (D.23) (TD)
Rashaad Penny100-yd KR vs. Nevada (N.18) (TD)
Rashaad Penny70-yd PR vs. Nevada (N.18) (TD)
Juwan Washington96-yd KR vs. Northern Illinois (S.30) (TD)
Rashaad Penny99-yd KR at Arizona State (S.9) (TD)

2016

Juwan Washington92-yd KR at Wyoming (N.19) (TD)
Rashaad Penny93-yd KR at Wyoming (N.19) (TD)
Rashaad Penny100-yd KR vs. California (S.10) (TD)

2015

Rashaad Penny100-yd KR vs. Cincinnati (D.24) (TD)
Damontae Kazee66-yd PR at UNLV (N.21) (TD)
Rashaad Penny100-yd KR at Penn State (S.26) (TD)
Rashaad Penny97-yd KR vs. San Diego (S.5) (TD)

2014

Lloyd Mills67-yd PR vs. Northern Arizona (A.30) (TD)

2013

Tim Vizzi71-yd PR at UNLV (N.30) (TD)
Tim Vizzi41-yd PR vs. Boise State (N.23) (TD)
TeamFumbled punt out of end zone (O.4) (Safety)
Sam MeredithPAT block; David Lamar returned for
.....def. PAT at New Mexico State (S.28) (2 pts.)

2012

Colin Lockett100-yd KR at Boise State (N.3) (TD)
Colin Lockett96-yd KR vs. Army (S.8) (TD)

2011

Brandon Davis98-yd KR at Air Force (O.13) (TD)
Colin Lockett94-yd KR vs. Cal Poly (S.3) (TD)

SDSU MOUNTAIN WEST PLAYERS OF THE WEEK

San Diego State has earned one Mountain West Player-of-the-Week award this season. Below is a list of the Aztec student-athletes that have received the honor this season. *No.* - indicates the number of honors that player has earned in his career.

Date	Player	Award	No.
Aug. 28	Cody Moon	Defense	1
	Jack Browning	Special Teams	3
Oct. 16	Jack Browning	Special Teams	4

SDSU PLAYERS OF THE WEEK

(SDSU players of the week are announced post-practice each Monday)

Game	Offensive	Defensive	Special Teams
Ohio	Mark Redman	Noah Tumblin	Jack Browning
Scout	Sheldon Canley	Caleb Otlewski	Arnold Escano
Idaho St.	Martin Blake	Dez Malone	Davaughn Celestine
Scout	Gage Dutcher	DJ Bryant	Darius Hyde
	Sheldon Canley	Caleb Otlewski	
	Jelani Whitmore		
UCLA	none	none	none
Oregon St.	none	none	none
Boise St.	none	none	none
Air Force	none	none	none
Hawai'i	Mekhi Shaw	Zyrus Fiaseu	Jack Browning
		Deshawn McCuin	Eric Butler
Scout	DJ Bryant	Lucky Sutton	Chris Fewell
	Xavier Hamlet		
Nevada	none	none	none
Utah St.	none	none	none

Cedarius Barfield | ^Sr. | El Paso, Texas | Safety

All-Mountain West third team - *Phil Steele Magazine*
All-Mountain West fourth team - *Athlon Sports*

Cade Bennett | Jr. | Scottsdale, Ariz. | Offensive Line

Outland Trophy Watch List (Top Interior Lineman)
All-Mountain West first team - *MW Media*
All-Mountain West first team - *Pro Football Focus*
All-Mountain West first team - *Phil Steele Magazine*
All-Mountain West first team - *Athlon Sports*
All-Mountain West first team - *Lindy's Sports*
All-Mountain West first team - *Sports Info Solutions*

Jack Browning | ^Sr. | Lakeside, Calif. | Kicker/Punter

All-American first team (P) - *Sports Info Solutions*
Ray Guy Award Watch List (Best Collegiate Punter)
Lou Groza Award Watch List (Top Placekicker)
Two-Time Mountain West Special Teams Player of the Week (Aug. 28 & Oct. 16)
"Ray's 8" (Oct. 3)

Mountain West Special Teams Player of the Year - *MW media*
All-Mountain West first team (P) - *MW Media*
All-Mountain West first team (P) - *Pro Football Focus*
All-Mountain West first team (P) - *Phil Steele Magazine*
All-Mountain West first team (P) - *Athlon Sports*
All-Mountain West first team (P) - *Lindy's Sports*
All-Mountain West first team (P) - *Sports Info Solutions*
All-Mountain West third team (K) - *Pro Football Focus*
All-Mountain West third team (K) - *Phil Steele Magazine*
All-Mountain West third team (K) - *Athlon Sports*
"No. 4-rated punter in FBS" - *Lindy's Sports*
"No. 6 draft-eligible punter in FBS" - *Phil Steele Magazine*
"No. 6 draft-eligible kicker in FBS" - *Phil Steele Magazine*
"No. 8 NFL Talent in MW" - *Lindy's Sports*

Kenan Christon | Sr. | San Diego, Calif. | Running Back

All-Mountain West third team - *Phil Steele Magazine*
All-Mountain West fourth team - *Athlon Sports*

Brandon Crenshaw-Dickson | Sr. | Inglewood, Calif. | RT/LT

All-Mountain West second team - *Pro Football Focus*
All-Mountain West third team - *Athlon Sports*
"No. 50 draft-eligible offensive tackle" - *Phil Steele Magazine*

Garret Fountain | Sr. | Turlock, Calif. | Defensive End

All-Mountain West second team - *Phil Steele Magazine*
All-Mountain West third team - *Athlon Sports*

Dez Malone | Jr. | Fresno, Calif. | Cornerback

All-Mountain West first team - *Sports Info Solutions*
All-Mountain West second team - *Phil Steele Magazine*
All-Mountain West third team - *Athlon Sports*

Jalen Mayden | ^Sr. | Garland, Texas | Quarterback

Earl Campbell Tyler Rose Award Watch List (Offensive Player with Ties to Texas)
All-Mountain West third team - *Athlon Sports*

Cooper McDonald | Sr. | Haslet, Texas | Linebacker

All-Mountain West second team - *Phil Steele Magazine*
All-Mountain West third team - *Pro Football Focus*
All-Mountain West third team - *Athlon Sports*
"No. 63 draft-eligible outside linebacker" - *Phil Steele Magazine*

Cody Moon | Jr. | Albuquerque, N.M. | Linebacker

Bronko Nagurski Trophy Watch List (Best Defensive Player in College Football)

Mountain West Defensive Player of the Week (Aug. 28)

All-Mountain West first team - *MW Media*
All-Mountain West first team - *Phil Steele Magazine*
All-Mountain West first team - *Athlon Sports*
All-Mountain West first team - *Sports Info Solutions*
All-Mountain West second team (Edge) - *Pro Football Focus*
All-Mountain West second team - *Lindy's Sports*

Mark Redman | Sr. | Newport Beach, Calif. | Tight End

John Mackey Award Watch List (Most Outstanding Tight End)
All-Mountain West first team - *MW Media*
All-Mountain West first team - *Phil Steele Magazine*
All-Mountain West first team - *Athlon Sports*
All-Mountain West second team - *Lindy's Sports*
"No. 42 draft-eligible tight end" - *Phil Steele Magazine*

Mekhi Shaw | Jr. | San Diego, Calif. | Wide Receiver

All-Mountain West fourth team - *Athlon Sports*

Samuela Tuihalamaka | Sr. | Riverside, Calif. | Def. Tackle

Top Newcomer - *Lindy's Sports*

Ross Ulugalu-Maseuli | So. | San Diego, Calif. | Center

Polynesian College Football Player of the Year Watch List (Polynesian Ancestry)

MOUNTAIN WEST

2023 MW Standings

	MW	Pct.	Overall	Pct.
Air Force	5-0	1.000	8-1	.889
Fresno State	4-1	.800	8-1	.889
UNLV	4-1	.800	7-2	.778
Boise State	3-2	.600	4-5	.444
Wyoming	3-2	.600	6-3	.667
San José State	3-2	.600	4-5	.444
Utah State	2-3	.400	4-5	.444
Nevada	2-3	.400	2-7	.222
San Diego State	1-4	.200	3-6	.333
Colorado State	1-4	.200	3-6	.333
Hawai'i	1-4	.200	3-7	.300
New Mexico	1-4	.200	3-6	.333

This Week in the Mountain West

Friday, Nov. 10

*Wyoming at UNLV, 7:45 p.m. PT FS1

Saturday, Nov. 11

*Nevada at Utah State, 1 p.m. MT MWN

***San Diego State at Colorado State, 5 p.m. MT CBSN**

*New Mexico at Boise State, 8 p.m. MT FS1

*Fresno State at San Jose State, 7:30 p.m. PT CBSN

*Air Force at Hawai'i, 6 p.m. HT Spectrum

Last Week in the Mountain West

Friday, Nov. 3

*at Wyoming 24, Colorado State 15

Saturday, Nov. 4

Army 23, vs. Air Force 3

*Hawai'i 27, Nevada 14

*UNLV 56, at New Mexico 14

***Utah State 32, San Diego State 24 (2OT)**

*at Fresno State 37, Boise State 30

Charting the Regular-Season Opponents

Ohio (6-3, 3-2 MAC)

A.26 at San Diego State L, 13-20

S.2 Long Island Univ. W, 27-10

S.9 at Florida Atlantic W, 17-10

S.16 Iowa State W, 10-7

S.23 at Bowling Green* W, 38-7

O.7 Kent State* W, 42-17

O.14 at Northern Illinois* L, 13-23

O.21 Western Michigan* W, 20-17

O.28 Miami (OH)* L, 16-30

N.7 at Buffalo* 7:30 p.m. ET

N.15 Central Michigan* 7 p.m. ET

N.24 Akron* Noon ET

Oregon State (7-2, 4-2 Pac-12)

S.3 at San Jose State W, 42-17

S.9 UC Davis W, 55-7

S.16 San Diego State W, 26-9

S.23 at Washington State* L, 35-38

S.29 Utah* W, 21-7

O.7 at California* W, 52-40

O.14 UCLA* W, 36-24

O.28 at Arizona* L, 24-27

N.4 at Colorado* W, 26-19

N.11 Stanford* 2:30 p.m. PT

N.18 Washington* TBA

N.24 at Oregon* 5:30 p.m. PT

Hawai'i (3-7, 1-4 MW)

A.26 at Vanderbilt L, 25-28

S.1 Stanford L, 24-37

S.9 Albany W, 31-20

S.16 at Oregon L, 10-55

S.23 New Mexico State W, 20-17

S.30 at UNLV* L, 20-44

O.14 San Diego State* L, 34-41

O.21 at New Mexico* L, 21-42

O.28 San Jose State* L, 0-35

N.4 at Nevada* W, 27-14

N.11 Air Force* 6 p.m. HT

N.18 at Wyoming* Noon PT

N.25 Colorado State* 6 p.m. HT

Colorado State (3-6, 1-4 MW)

S.2 Washington State L, 24-50

S.16 at Colorado L, 35-43 (2OT)

S.23 at Middle Tennessee W, 31-23

S.30 Utah Tech W, 41-20

O.7 at Utah State* L, 24-44

O.14 Boise State* W, 31-30

O.21 at UNLV* L, 23-25

O.28 Air Force* L, 13-30

N.3 at Wyoming* L, 15-24

N.11 San Diego State* 5 p.m. MT

N.18 Nevada* 1 p.m. MT

N.25 at Hawai'i* TBA

Idaho State (3-6, 3-3 Big Sky)

S.2 at San Diego State L, 28-36

S.9 at Utah State L, 28-78

S.16 Northern Iowa L, 17-41

S.23 Northern Colorado* W, 35-21

S.30 at Montana* L, 20-28

O.14 Eastern Washington* W, 42-41

O.21 at Portland State* W, 38-24

O.28 at Sacramento State* L, 16-51

N.4 Weber State* L, 21-33

N.11 UC Davis 4 p.m. MT

N.18 at Idaho* TBA

Boise State (4-5, 3-2 MW)

S.2 at Washington L, 19-56

S.9 UCF L, 16-18

S.16 North Dakota W, 42-18

S.22 at San Diego State* W, 34-31

S.30 at Memphis L, 32-35

O.7 San Jose State* W, 35-27

O.14 at Colorado State* L, 30-31

O.28 Wyoming* W, 32-7

N.4 at Fresno State* L, 30-37

N.11 New Mexico* 8 p.m. MT

N.18 at Utah State* 5 p.m. MT

N.24 Air Force* 2 p.m. MT

Nevada (2-7, 2-3 MW)

S.2 at USC L, 14-66

S.9 Idaho L, 6-33

S.16 Kansas L, 24-31

S.23 at Texas State L, 24-35

S.30 at Fresno State* L, 9-27

O.14 UNLV* L, 27-45

O.21 at San Diego State* W, 6-0

O.28 New Mexico* W, 34-24

N.4 Hawai'i* L, 14-27

N.11 at Utah State* 1 p.m. MT

N.18 at Colorado State* 1 p.m. MT

N.25 Wyoming* 6 p.m. PT

San Jose State (4-5, 3-2 MW)

A.26 at USC L, 28-56

S.3 Oregon State L, 17-42

S.9 Cal Poly W, 59-3

S.16 at Toledo L, 17-21

S.22 Air Force* L, 20-45

O.7 at Boise State* L, 27-35

O.14 at New Mexico* W, 52-24

O.21 Utah State* W, 42-21

O.28 at Hawai'i* W, 35-0

N.11 Fresno State* 7:30 p.m. PT

N.18 San Diego State* 7:30 p.m. PT

N.25 at UNLV* Noon PT

UCLA (6-3, 3-3 Pac-12)

S.2 Coastal Carolina W, 27-13

S.9 at San Diego State L, 10-35

S.16 North Carolina Central W, 59-7

S.23 at Utah* L, 7-14

O.7 Washington State* W, 25-17

O.14 at Oregon State* L, 24-36

O.21 at Stanford* W, 42-7

O.28 Colorado* W, 28-16

N.4 at Arizona* L, 10-27

N.11 Arizona State* 6 p.m. PT

N.18 at USC* TBA

N.15 California* TBA

Air Force (8-1, 5-0 MW)

S.2 Robert Morris W, 42-7

S.9 at Sam Houston W, 13-3

S.15 Utah State* W, 39-21

S.22 at San Jose State* W, 45-20

S.30 San Diego State* W, 49-10

O.14 Wyoming* W, 34-27

O.21 at Navy W, 17-6

O.28 at Colorado State* W, 30-13

N.4 vs. Army (Denver, Colo.) L, 3-23

N.11 at Hawai'i* 6 p.m. HT

N.18 UNLV* 1:30 p.m. MT

N.24 at Boise State* 2 p.m. MT

Utah State (4-5, 2-3 MW)

S.2 at Iowa L, 14-24

S.9 Idaho State W, 78-28

S.15 at Air Force* L, 21-39

S.23 James Madison L, 38-45

S.30 at UConn W, 34-33

O.7 Colorado State* W, 44-24

O.13 Fresno State* L, 32-37

O.21 at San Jose State* L, 21-42

N.4 at San Diego State* W, 32-24 (2OT)

N.11 Nevada* 1 p.m. MT

N.18 Boise State* 5 p.m. MT

N.24 at New Mexico* 1:30 p.m. MT

Fresno State (8-1, 4-1 MW)

S.2 at Purdue W, 39-35

S.9 Eastern Washington W, 34-31 (2ot)

S.16 at Arizona State W, 29-0

S.23 Kent State W, 53-10

S.30 Nevada* W, 27-9

O.7 at Wyoming* L, 19-24

O.13 at Utah State* W, 37-32

O.28 UNLV* W, 31-24

N.4 Boise State* W, 37-30

N.11 at San Jose State* 7:30 p.m. PT

N.18 New Mexico* TBA

N.25 at San Diego State* TBA

HOKE'S SITUATIONAL RECORD

Overall	104-88*
at San Diego State	39-30
at Michigan	31-20
at Ball State	34-38
Home	65-33
San Diego, Calif.	16-10
Carson, Calif.	9-3
Ann Arbor, Mich.	23-5
Muncie, Ind.	17-15
Road	37-49
at San Diego State	13-16
at Michigan	7-12
at Ball State	17-21
Neutral	2-6
Scoring 41+ Points	32-0
Scoring 20+ Points	94-44
Allowing 20- Points	70-7
Conference Games	69-53
MW Games	24-19
Big Ten Games	18-14
MAC Games	27-20
3-Points or Closer	15-12
7-Points or Closer	35-28

*- Does not include two-game stint as interim head coach at Tennessee in 2017.

BOWL GAMES AS A COACH

San Diego State	Ball State
2022 Hawai'i Bowl	2007 International Bowl
2021 Frisco Bowl	
2019 New Mexico Bowl	
2010 Poinsettia Bowl	
Michigan	
2013 Buffalo Wild Wings Bowl	
2012 Outback Bowl	
2012 Sugar Bowl	
2002 Outback Bowl	
2001 Citrus Bowl	
1999 Orange Bowl	
1998 Florida Citrus Bowl	
1997 Rose Bowl	
1996 Outback Bowl	
1995 Alamo Bowl	



BRADY HOKE

2011 Maxwell Football Club Collegiate Coach of the Year
 Four-Time Conference Coach of the Year (MW - 2010, 2021; Big Ten - 2011; MAC - 2008)

Sixth Season As San Diego State Head Coach (39-30)
 16th Season Overall As Head Coach (104-88)

COACHING HIGHLIGHTS

- Has amassed 39 years of coaching experience at the collegiate level including 14-plus seasons as a FBS head coach at Michigan (2011-14), San Diego State (2009-10, 20-) and Ball State (2003-08).
- Received conference coach-of-the-year recognition in three different leagues as a head coach while posting a 104-88 overall record. During his tenure as a head coach, Hoke's teams have produced 107 all-conference selections.
- Brings 20 years of experience as a collegiate defensive coach with stints at Grand Valley State (1983), Western Michigan (1984-86), Toledo (1987-88), Oregon State (1989-94), Michigan (1995- 2002), Oregon (2016) and Tennessee, where he was named interim head coach for the final two games of the 2017 campaign.

AT SAN DIEGO STATE

- Hoke returned to "America's Finest City" as the Aztecs' defensive line coach in 2019, helping SDSU rank second in FBS in rush defense (75.4), third in scoring defense (12.7), and sixth in both total defense (287.8) and pass efficiency defense (110.25).
- Spent two seasons as San Diego State's head coach (2009-10), earning Mountain West Coach of the Year honors in 2010 after leading the Aztecs to their first postseason appearance in 12 years with a victory over Navy in the Poinsettia Bowl.
- Coached 18 all-MW performers during his first stint at SDSU, as well as 25 conference all-academic recipients.

OTHER COACHING EXPERIENCE

- Served as head coach at Michigan from 2011-14, guiding the Wolverines to a 31-20 record, including an 18-14 conference ledger. He became the first Michigan head coach to go undefeated at home (14-0) in his first two seasons since Fielding Yost in 1901-02.
- Directed the Wolverines to an 11-2 record and a victory in the Allstate Sugar Bowl in his first season on the Ann Arbor campus. For his efforts, Hoke collected the inaugural Hayes-Schembechler Coach of the Year award from the Big Ten Conference coaches while garnering Dave McClain Coach of the Year accolades from the Big Ten media. In addition, he was named the Maxwell Football Club Collegiate Coach of the Year that season and was a finalist for three other national Coach of the Year honors: Bear Bryant, Eddie Robinson and Liberty Mutual.
- During Hoke's tenure in Ann Arbor, the Wolverine defense improved from a unit that in 2010 ranked 108th in the FBS in scoring defense and 110th in yards allowed to one that ranked among the top 20 in total defense in 2011, 2012 and 2014. Meanwhile, the offense averaged nearly 30 points per game (29.2) in his four years at the helm.
- Under Hoke's tutelage at Michigan, a total of 21 Wolverine players received all-Big Ten recognition.
- Earned his first head coaching job at his alma mater, Ball State, where he guided the program for six seasons, culminating with a 12-1 campaign in 2008 and an undefeated Mid-American Conference regular season.
- With Hoke at the controls, Ball State made its' first-ever appearance in the national polls in 2008, ranking as high as 12th by the Associated Press and 13th in the USA Today Coaches poll. For his efforts, Hoke was one of 10 finalists for the 2008 Liberty Mutual National Coach of the Year award.
- Led the Cardinals to back-to-back bowl game appearances (2007-08), the first time the feat was accomplished in school history. The 2008 team, which also advanced to its first MAC championship contest, earned an invitation to the GMAC Bowl in Mobile, Alabama.
- As a defensive line coach at Michigan, Hoke was part of three Big Ten champion teams (1997, 1998, 2000), including the 1997 national champion and Rose Bowl-winning squad, before his promotion to associate head coach in 2002.
- Began his coaching career as an assistant at Yorktown (Ind.) High School in 1981 before entering the collegiate ranks as a defensive line coach at Grand Valley State in 1983.

PLAYING EXPERIENCE:

- Hoke was a defensive standout at Ball State as student-athlete, lettering four times from 1977-80. While serving as team captain during his senior campaign, he led the Cardinals with 150 tackles to earn all-MAC honors.
- Inducted into the Ball State Athletics Hall of Fame as part of the 2013-14 class.

PERSONAL:

- Hoke is married to the former Laura Homburger and the couple has one daughter, Kelly. His nephew Kyle Hoke is entering his third year as the Aztecs' safeties coach, while his brother Jon Hoke was an assistant coach at San Diego State from 1987-88 under Denny Stolz.

■ Brady Hoke Head Coaching Record

Year	Record	League	Finish	Home	Away	Neutral	Bowl Game
2003	Ball State	4-8	3-5	5th, MAC West	3-3	1-5	0-0
2004	Ball State	2-9	2-6	6th, MAC West	2-3	0-6	0-0
2005	Ball State	4-7	4-4	5th, MAC West	1-3	3-4	0-0
2006	Ball State	5-7	5-3	T-3rd, MAC West	2-4	3-3	0-0
2007	Ball State	7-6	5-2	T-1st, MAC West	3-2	4-3	0-1 International Bowl vs. Rutgers (L, 30-52)
2008	Ball State	12-1	8-0	1st, MAC West	6-0	6-0	0-1 GMAC Bowl (Did Not Coach)
BALL STATE TOTALS		34-38	27-20		17-15	17-21	0-2 2 Bowl Appearances
2011	Michigan	11-2	6-2	2nd, Big Ten Legends	8-0	2-2	1-0 Allstate Sugar Bowl vs. Virginia Tech (W, 23-20 (OT))
2012	Michigan	8-5	6-2	2nd, Big Ten Legends	6-0	2-3	0-2 Outback Bowl vs. South Carolina (L, 28-33)
2013	Michigan	7-6	3-5	5th, Big Ten Legends	5-2	2-3	0-1 Buffalo Wild Wings Bowl vs. Kansas State (L, 14-31)
2014	Michigan	5-7	3-5	T-4th, Big Ten East	4-3	1-4	0-0
MICHIGAN TOTALS		31-20	18-14		23-5	7-12	1-3 3 Bowl Appearances
2009	San Diego State	4-8	2-6	7th, MW	3-3	1-5	0-0
2010	San Diego State	9-4	5-3	T-3rd, MW	6-1	3-3	1-0 Poinsettia Bowl vs. Navy (W, 35-14)
2020	San Diego State	4-4	4-2	4th, MW	3-1	1-3	0-0
2021	San Diego State	12-2	7-1	2nd, MW	6-2	5-0	1-0 Frisco Bowl vs. UTSA (W, 38-24)
2022	San Diego State	7-6	5-3	T-2nd, MW West	5-2	2-3	0-1 Hawai'i Bowl vs. Middle Tennessee (L, 23-25)
2023	San Diego State	3-6	1-3		2-3	1-2	0-0
SDSU TOTALS		39-30	24-19		25-14	13-16	2-1 3 Bowl Appearances
OVERALL TOTALS		104-88*	69-53		65-34	37-49	3-6 8 Bowl Appearances

*- Does not include two-game stint as interim head coach at Tennessee in 2017.

AZTEC COACHING STAFF



Ryan Lindley

BOX

Off. Coordinator/QBs, 2nd Year (San Diego State '11)

- In first season as offensive coordinator (second as QB coach).
- Spent the previous two-plus seasons as an analyst at FBS schools (2020 as offensive analyst at Utah, 2021-22 as defensive analyst at Mississippi State).
- Coached in the NFL with Cleveland in 2018 (RBs) and 2019 (QBs).
- Is SDSU's all-time passing leader in yards (12,690), touchdowns (90), completions (961), attempts (1,732), starts (49) and consecutive starts (44), playing from 2008-11.



Kurt Mattix

BOX

Def. Coordinator/LBs, 4th Year (Valparaiso '99)

- Begins his fourth season at San Diego State after a four-year stint as defensive coordinator at Eastern Kentucky (2016-19).
- Over his first three seasons as defensive coordinator from 2020-22, San Diego State's defense ranks fourth in the country in rushing (96.9), seventh in total (314.5), 11th in scoring (19.6) and 17th in pass efficiency rating (120.4).
- Worked with Brady Hoke at Michigan, serving as the Wolverines' defensive quality control coach (2011-14).



Jimmy Beal

FIELD

Running Backs, 1st Year (Montana State '06)

- Is in his first season at San Diego State after joining the staff on April 17, 2023.
- Spent two years at Montana State, helping team rank second in FCS in rushing YPC (5.8) and third in rushing yards per game (262.4).
- Coached running backs at South Dakota State (2019), Northern Arizona (2010-18) and Rocky Mountain College (2009).
- Played football and ran track at Montana State.



Doug Deakin

FIELD

Special Teams Coordinator, 6th Year (SDSU '10)

- Enters his sixth year as the Aztecs' special teams coordinator and also coached the tight ends during the 2018 campaign.
- Spent three years as the assistant for football operations with the Aztecs from 2014-17.
- Also served as a graduate assistant with the SDSU program from 2011-13, working with the defense and special teams.
- A former walk-on at San Diego State who played in 24 games on special teams in 2009-10.



Savai'i Eselu

BOX

Tight Ends, 4th Year (California '11)

- Enters his fourth season at SDSU after serving a four-year stint from 2016-19 as the head coach at his prep alma mater Moanalua High in Honolulu, Hawaii.
- Led the Menehunes to a 27-16 record in his tenure. His .628 career winning pct. is tops in school history, while his 27 wins rank second.
- Also coached the running backs at the 2020 Hula Bowl and has assisted at three Polynesian Bowls, featuring stints as offensive coordinator (2020) and running backs coach (2018-19).



Bojay Filimoeatu

FIELD

Defensive Line, 1st Year (Utah State '12)

- In his first season after joining the program in January 2022.
- Was a Broyles Award nominee for top assistant at San Jose State in 2017.
- Has coached at UNLV (2022), Weber State (2021), Utah State (2019-20), San Jose State (2017-18) and Oregon State (2016).
- Was a two-year starter at Utah State (2011-12), helping the Aggies to a 2012 WAC title.
- Had eight tackles in eight games with the Oakland Raiders in 2014.



Mike Goff

FIELD

Offensive Line, 3rd Year (Iowa '12)

- Enjoyed a 12-year NFL career as an offensive lineman for the Bengals (1999-2003), Chargers (2004-08), and Chiefs (2009).
- Returns to the West Coast after serving a two-year stint as offensive line coach at Western Kentucky in 2019 and 2020.
- Spent four years as a graduate assistant at USC from 2015-18.
- Began his coaching career as a volunteer assistant with the San Diego State football program in 2010 and 2011, working with the offensive line.



Kyle Hoke

FIELD

Safeties, 4th Year (Ball State '12)

- The nephew of head coach Brady Hoke; begins fourth year at SDSU after spending the 2019 season as safeties coach at Indiana State.
- Also coached the safety position at Texas State in 2018 after serving as defensive coordinator at D-III power John Carroll in 2017.
- In his lone season at JCU, the Blue Streaks ranked second in the Ohio Athletic Conference in scoring defense (22.1).
- Spent two years as a GA at South Carolina (2015-16) and Western Michigan (2012-13).




Jonathan Krause

FIELD

Wide Receivers, 1st Year (Vanderbilt '14)

- In his first season at San Diego State (joined staff on Feb. 6, 2023).
- Coached the wide receivers at UNLV from 2021-22, and spent three years on the staff at Oregon from 2018-20.
- Spent parts of four seasons in the NFL from 2014-17.
- Played in the SEC for Vanderbilt, earning four letters and playing in all but two games during his career.



Demetrius Sumler

BOX

Cornerbacks, 6th Year (Colorado '11)

- Was elevated to a full-time assistant coach in 2018 and will work with the Aztec cornerbacks for the sixth straight season after spending two years as a graduate assistant.
- Completed his final season of eligibility at Central Washington in 2012, earning first-team all-conference honors at running back after leading the Wildcats to their seventh league title over a 10-year span.
- Also won three letters at Colorado from 2007-09, making 14 starts in 36 games played.

SAN DIEGO STATE ROSTER

^ Utilizing extra year of eligibility offered by the NCAA due to COVID-19

Alphabetical			Numerical							
No.	Name	Pos.	No.	Name	Pos.	Ht.	Wt.	Yr.	Exp.	Hometown (High School/College)
76	Abdullah, Dean	OL	2	Jaylon Armstead	RB	5-11	215	Jr.	2L	Los Angeles, Calif. (Serra High)
99	Alualu, Tupu	DL	2	Noah Avinger	CB	6-1	190	Jr.	2L	Cerritos, Calif. (Servite High)
42	• Anderson, Brady	LB	3	^Cedarius Barfield	S	5-11	195	Sr.	4L	El Paso, Texas (El Dorado High)
2	• Armstead, Jaylon	RB	4	Liu Aumavae	QB	6-3	205	Fr.	RS	Waldorf, Md. (Timpview High (Utah))
4	• Aumavae, Liu	QB	4	Dez Malone	CB	6-2	200	Jr.	2L	Fresno, Calif. (Edison High)
2	• Avinger, Noah	CB	5	Raphael Williams Jr.	WR	5-10	165	Jr.	TR	Ft. Lauderdale, Fla. (Dillard High/Western Carolina)
74	Azopardi, Drew	OL	6	Zyrus Fiseu	LB	6-0	220	So.	1L	Las Vegas, Nev. (Liberty High)
3	Barfield, Cedarius	S	6	Javance Tupou'ata-Johnson	QB	6-4	205	Fr.	HS	Oakland, Calif. (Chaminade High)
77	Barron, Briley	OL	7	Lucky Sutton	RB	6-1	215	Fr.	RS	San Diego, Calif. (Cathedral Catholic High)
15	Beasley, Tayvion	CB	9	Kyle Crum	QB	6-3	205	Fr.	RS	Norco, Calif. (Norco High)
60	Bennett, Cade	OL	10	Tabin O'Dell	QB	6-2	205	Fr.	RS	La Puente, Calif. (Bishop Amat High)
17	• Berry, Tyler	WR	10	Noah Tumblin	CB	6-2	185	Sr.	3L	San Diego, Calif. (Mira Mesa High)
13	• Blake, Martin	RB	11	Brionne Penny	WR	6-3	200	Sr.	1L	Norwalk, Calif. (Narbonne High)
66	Brennan, Sinn	DL	12	Jatavious Magee	S	6-1	210	So.	1L	Federal Way, Wash. (Federal Way High)
80	Brooks, Baylin	WR	13	^Jack Browning	K/P	5-11	190	Sr.	1L	Lakeside, Calif. (West Hills High/Grossmont College)
42	• Brown, Pierce	WR	13	Martin Blake	RB	5-6	205	So.	1L	Las Vegas, Nev. (Canyon Springs High)
13	• Browning, Jack	K/P	14	Phillippe Wesley II	WR	6-0	190	So.	SQ	Grandview, Mo. (St. Bernard High (Calif.))
37	• Bryant, DJ	S	15	Tayvion Beasley	CB	5-11	170	So.	TR	Inglewood, Calif. (St. John Bosco High/Jackson State)
34	Butler, Eric	S	17	Tyson Berry	WR	5-8	170	Fr.	HS	Tyler, Texas (Chapel Hill High)
20	Canley II, Sheldon	RB	17	Deshawn McCuin	S	6-0	195	Sr.	TR	Jacksonville, Texas (Jacksonville High/TCU)
31	Celestine, Davaughn	S	18	^Jalen Mayden	QB	6-3	220	Sr.	1L	Garland, Texas (Sachse High/Mississippi State)
64	Chavez, Tyson	LS	18	Caleb Otlewski	LB	6-4	225	Fr.	HS	Melissa, Texas (Melissa High)
23	Christon, Kenan	RB	19	Jordan Napier	WR	6-1	195	Fr.	HS	Fontana, Calif. (Jurupa Hills High)
33	Coffey III, JD	S	20	Sheldon Canley II	RB	5-10	175	Fr.	RS	Lompoc, Calif. (Lompoc High)
61	Crenshaw-Dickson, Brandon	OL	21	Chris Johnson	CB	6-0	180	So.	1L	Eastvale, Calif. (Eleanor Roosevelt High)
9	Crum, Kyle	QB	22	Max Garrison	S	5-10	190	So.	1L	Pasadena, Calif. (St. Francis HS)
97	Dalton, Darrion	DL	23	Kenan Christon	RB	5-10	190	Sr.	1L	San Diego, Calif. (Madison High/USC)
29	Davis, Cam	RB	24	Josh Hunter	S	5-9	180	Fr.	RS	Temecula, Calif. (Mater Dei High)
41	Difilippo, Max	TE	26	Nick Gardinera	RB	5-10	215	Fr.	RS	San Diego, Calif. (Scripps Ranch High)
75	Dirksen, Ryan	OL	26	Joshua Goynes	S	5-10	185	So.	SQ	Las Vegas, Nev. (Faith Lutheran High)
45	• Draeger, Wyatt	DL	27	Jelani McLaughlin	S	6-0	195	Fr.	HS	San Jacinto, Calif. (Citrus Valley High)
69	Dutcher, Gage	OL	29	Cam Davis	RB	5-8	180	So.	1L	Dallas, Texas (South Oak Cliff High)
38	Escano, Arnold	CB	30	Dominic Oliver	DL	6-3	250	So.	1L	San Jose, Calif. (Valley Christian High)
51	Fewell, Chris	LB	31	Davaughn Celestine	S	6-0	190	Sr.	2L	Placentia, Calif. (El Dorado High)
6	• Fiseu, Zyrus	LB	32	Marcus Ratcliffe	S	6-3	210	Fr.	HS	Chula Vista, Calif. (Cathedral Catholic High)
39	Fountain, Garret	DL	33	JD Coffey III	S	6-0	190	Jr.	TR	Kennedale, Texas (Kennedale High/Texas)
26	• Gardinera, Nick	RB	34	Eric Butler	S	6-1	185	So.	1L	Corona, Calif. (Centennial High)
22	Garrison, Max	S	35	Jelani Whitmore	CB	6-0	175	Jr.	SQ	Rialto, Calif. (Carter High)
26	• Goynes, Joshua	S	36	New Zealand Williams	LB	6-2	205	So.	SQ	Carson, Calif. (St. Bernard High)
40	• Hamlet, Xavier	CB	37	DJ Bryant	S	6-0	190	So.	SQ	Oakland, Calif. (San Leandro High)
86	Harpole, Cameron	TE	37	Darius Hyde	WR	6-1	190	Sr.	SQ	Atwater, Calif. (Atwater High/Modesto Junior College)
96	Henderson, Ryan	DL	38	Arnold Escano	CB	5-10	175	So.	RS	San Diego, Calif. (Olympian High/Southwestern College)
56	• Herman, DJ	LB	39	Garret Fountain	DL	6-4	260	Sr.	3L	Turlock, Calif. (Turlock High)
24	Hunter, Josh	S	40	Mikey Welsh	WR	5-10	170	Fr.	RS	Servite, Calif. (Servite High)
37	• Hyde, Darius	WR	40	Xavier Hamlet	CB	5-11	175	Jr.	TR	San Diego, Calif. (Lincoln High/Grossmont College)
69	Ianni, Mason	DL	41	Max Difilippo	TE	6-5	235	Jr.	TR	San Juan Capistrano, Calif. (San Juan Hills High/Orange Coast College)
72	Jackson, Jaliel	DL	42	Brady Anderson	LB	6-2	230	So.	1L	Bakersfield, Calif. (Liberty High)
92	Jiles Jr., Kenneth	DL	42	Perec Brown	WR	6-0	170	Fr.	HS	Irvine, Calif. (IMG Academy (Fla.))
21	Johnson, Chris	CB	43	Derek Smith	WR	6-0	165	Fr.	HS	Dana Point, Calif. (St. Margaret's Episcopal School)
70	Jones, Christian	OL	44	Vai Kaho	LB	6-1	230	Sr.	3L	Reno, Nev. (Bishop Manogue High)
44	Kaho, Vai	LB	45	Wyatt Draeger	DL	6-4	270	Sr.	3L	Reno, Nev. (Reno High)
49	• Kemp, Leo	RB	45	Nino Remigio	WR	5-11	165	Jr.	TR	Santa Ana, Calif. (Mater Dei High/Saddleback College)
52	Kendricks, Jayden	LB	46	Gabriel Plascencia	K	6-1	210	Jr.	TR	Oakland, Calif. (Bishop O'Dowd High/College of San Mateo)
12	Magee, Jatavious	S	47	Trey White	LB	6-1	240	Fr.	RS	San Diego, Calif. (Eastlake High)
78	Mageo, Rambo	OL	48	Hudson Mitchell	TE	6-4	245	Fr.	HS	Tucson, Ariz. (Ironridge High)
4	• Malone, Dez	CB	49	Leo Kemp	RB	5-11	220	Fr.	HS	Paso Robles, Calif. (Paso Robles High)
57	Masaniai, Darrell	LB	49	Zechariah Ramirez	K/P	5-10	170	Fr.	RS	Upland, Calif. (Upland High)
18	• Mayden, Jalen	QB	50	Ryan Wintermeyer	LS	6-1	220	Jr.	2L	Scottsdale, Ariz. (Cactus Shadows High)
17	• McCuin, Deshawn	S	51	Chris Fewell	LB	6-2	195	Fr.	HS	San Diego, Calif. (Lincoln High)
55	McDonald, Cooper	LB	52	Jayden Kendricks	LB	6-2	225	Fr.	HS	Chula Vista, Calif. (Eastlake High)
27	McLaughlin, Jelani	S	53	Myles Murao	OL	6-3	320	Jr.	TR	Torrance, Calif. (Mater Dei High/Washington)
88	Melton, Dez	TE	54	Jake Sinz	LB	6-1	210	Fr.	HS	Temecula, Calif. (Temecula Valley High)
68	Mirabella, Thomas	OL	55	Cooper McDonald	LB	6-3	245	Sr.	1L	Haslet, Texas (Northwest High/Washington)
48	Mitchell, Hudson	TE	56	DJ Herman	LB	6-2	230	So.	1L	Las Vegas, Nev. (Bishop Gorman High)
91	Mitchell, Keion	DL	56	Tiger Yu	OL	6-4	315	Fr.	RS	San Mateo, Calif. (Junipero Serra High)
58	Moon, Cody	LB	57	Darrell Masaniai	LB	6-2	225	Jr.	1L	Honolulu, Hawaii (St. Louis School)
53	Murao, Myles	OL	58	Cody Moon	LB	6-3	210	Jr.	TR	Albuquerque, N.M. (Volcano Vista High/New Mexico)
19	Napier, Jordan	WR	60	Cade Bennett	OL	6-3	305	Jr.	1L	Scottsdale, Ariz. (Notre Dame Prep/Oklahoma State)
93	Nassar, Brady	DL	61	Brandon Crenshaw-Dickson	OL	6-6	310	Sr.	2L	Inglewood, Calif. (Narbonne High)
85	Nicholson, Joshua	WR	62	Kyle Stanback	OL	6-7	285	Jr.	TR	Pasadena, Calif. (Newbury Park High/Ventura College)

^ Utilizing extra year of eligibility offered by the NCAA due to COVID-19

Numerical

No.	Name	Pos.	Ht.	Wt.	Yr.	Exp.	Hometown (High School/College)
63	Ross Ulugalu-Maseuli	OL	6-4	315	So.	1L	San Diego, Calif. (Mater Dei High)
64	Tyson Chavez	LS	6-2	235	Fr.	RS	San Marcos, Calif. (Mission Hills High)
66	Sinn Brennan	DL	6-5	215	Fr.	HS	Honolulu, Hawaii (Los Alamitos High (Calif.))
67	Ryan Silver	OL	6-4	290	Fr.	HS	San Francisco, Calif. (Junipero Serra High)
68	Thomas Mirabella	OL	6-4	300	Jr.	1L	Mission Viejo, Calif. (Mission Viejo High)
69	Gage Dutcher	OL	6-2	285	Fr.	HS	Westlake Village, Calif. (Oaks Christian High)
69	Mason Ianni	DL	6-4	200	Fr.	RS	Palm Desert, Calif. (Xavier Prep High)
70	Christian Jones	OL	6-9	315	So.	1L	San Luis Obispo, Calif. (San Luis Obispo High)
71	Jonah Rodriguez	OL	6-4	275	Fr.	HS	San Diego, Calif. (Madison High)
72	Jaliel Jackson	DL	6-3	270	Jr.	TR	San Diego, Calif. (San Diego High/Mesa College)
73	Jordan Sandlin	OL	6-6	275	So.	TR	Tampa, Fla. (Tampa Catholic High/Florida Atlantic)
74	Drew Azzopardi	OL	6-7	315	Fr.	RS	Pacifico, Calif. (Junipero Serra High)
75	Ryan Dirksen	OL	6-6	305	So.	RS	Vancouver, Wash. (Central Catholic High/Butte College)
76	Dean Abdullah	OL	6-4	290	Jr.	1L	Antelope, Calif. (Antelope High/American River College)
77	Briley Barron	OL	6-4	310	Fr.	HS	Texarkana, Texas (Texas High)
78	Rambo Mageo	OL	6-5	315	Fr.	RS	Laie, Hawaii (Cathedral Catholic High (Calif.))
80	Baylin Brooks	WR	6-2	195	Fr.	HS	Pasadena, Calif. (Pasadena High)
81	Mark Redman	TE	6-6	255	Sr.	1L	Newport Beach, Calif. (Corona del Mar High/Washington)
83	Mekhi Shaw	WR	5-10	190	Jr.	2L	San Diego, Calif. (Scripps Ranch High)
85	Joshua Nicholson	WR	6-0	175	So.	1L	Grand Prairie, Texas (South Grand Prairie High)
86	Cameron Harpole	TE	6-4	250	So.	1L	Prosper, Texas (Prosper High)
88	^Dez Melton	TE	6-3	240	Sr.	TR	Glendale, Ariz. (Deer Valley High/Louisville)
89	Logan Tanner	TE	6-3	235	Fr.	RS	Houston, Texas (St. Pius X High)
90	^Daniel Okpoko	DL	6-5	275	Sr.	2L	Saskatoon, Saskatchewan, Canada (St. Joseph's High)
91	Keion Mitchell	DL	6-4	260	So.	SQ	Framingham, Mass. (Framingham High)
92	Kenneth Jiles Jr.	DL	6-5	235	So.	TR	Springfield, Ohio (Springfield High/Hocking College)
93	Brady Nassar	DL	6-5	240	Fr.	HS	Pleasanton, Calif. (Amador Valley High)
94	Samuela Tuihalamaka	DL	6-1	290	Sr.	TR	Riverside, Calif. (Mater Dei High/Oklahoma State)
95	Talib Salahuddin	DL	6-5	245	Jr.	TR	Philadelphia, Pa. (Chaminade College Prep (Calif.)/Riverside City College)
96	Ryan Henderson	DL	6-3	255	Fr.	RS	Las Vegas, Nev. (Canyon Springs High)
97	Darrion Dalton	DL	6-3	275	So.	SQ	Apple Valley, Minn. (Saguaro High (Ariz.))
99	Tupu Alualu	DL	6-1	275	Jr.	TR	Honolulu, Hawaii (Moanalua High/Mt. SAC)

Alphabetical

No.	Name	Pos.
10	• O'Dell, Tobin	QB
90	Okpoko, Daniel	DL
30	Oliver, Dominic	DL
18	• Otlewski, Caleb	LB
11	Penny, Brionne	WR
46	Plascencia, Gabriel	K
49	• Ramirez, Zechariah	K/P
32	Ratcliffe, Marcus	S
81	Redman, Mark	TE
45	• Remigio, Nino	WR
71	Rodriguez, Jonah	OL
95	Salahuddin, Talib	DL
73	Sandlin, Jordan	OL
83	Shaw, Mekhi	WR
67	Silver, Ryan	OL
54	Sinz, Jake	LB
43	• Smith, Derek	WR
62	Stanback, Kyle	OL
7	Sutton, Lucky	RB
89	Tanner, Logan	TE
94	• Tuihalamaka, Samuela	DL
10	• Tumblin, Noah	CB
6	• Tupou'ata-Johnson, Javance	QB
63	Ulugalu-Maseuli, Ross	OL
40	• Welsh, Mikey	WR
14	Wesley III, Phillippe	WR
47	White, Trey	LB
35	• Whitmore, Jelani	CB
36	Williams, New Zealand	LB
5	Williams Jr., Raphael	WR
50	Wintermeyer, Ryan	LS
56	• Yu, Tiger	OL

* - Duplicate Number

COACHING STAFF

Brady Hoke (Ball State '82), Head Coach, 4th season of second stint as head coach at SDSU/6th overall season as head coach at SDSU/7th season at SDSU; **Ryan Lindley** (San Diego State '11), Offensive Coordinator/Quarterbacks, 1st season as offensive coordinator/2nd season; **Kurt Mattix** (Valparaiso '99) Defensive Coordinator/Linebackers, 4th season; **Doug Deakin** (San Diego State '10) Special Teams Coordinator, 6th season as special teams coordinator/6th season/13th overall; **Jimmy Beal** (Montana State '06), Running Backs, 1st season; **Savai'i Eselu** (California '11) Tight Ends, 4th season; **Bojay Filimoatu** (Utah State '12) Defensive Line, 1st season; **Mike Goff** (Iowa '12) Offensive Line, 3rd season; **Kyle Hoke** (Ball State '12) Safeties, 4th season; **Jonathan Krause** (Vanderbilt '14) Wide Receivers, 1st season; **Demetrius Sumler** (Colorado '11), Cornerbacks, 6th season/8th overall; **Adam Hall** (San Diego State '05) Assistant Athletic Director for Strength & Conditioning, 12th season; **Patrick Kugler** (Michigan '18), Offensive Analyst, 1st season/2nd season overall; **Kevin Wolfhausen** (Humboldt State '81) Defensive Analyst, 4th season; **Ruben Pena** (Hawaii '15), Director of Operations, 4th season as director of operations/6th overall; **Daniel Bleske** (Minnesota '12) Graduate Assistant, 3rd season; **Parker Houston** (San Diego State '19) Graduate Assistant, 1st season; **Ryan Krum** (San Diego State '17) Graduate Assistant, 3rd season; **Trey Lomax** (San Diego State '17) Graduate Assistant, 1st season; **Chris Jurek** (Cincinnati, '09) Assistant Strength & Conditioning, 7th season

PRONUNCIATION GUIDE

No. 4 Liu Aumavae	lee-you ah-mah-vie	No. 44 Vai Kaho	vye caw-ho	No. 90 Daniel Okpoko	oh-poke-oh
No. 6 Zyrus Fiasou	zye-russ fee-uh-say-oo	No. 51 Chris Fewel	few-el	No. 94 Samuela Tuihalamaka	sam-WELL-uh TOO-ee-HAH-luh-MAH-kah
No. 6 Javance Tupou'ata-Johnson	Too-poo-aw-tah	No. 53 Myles Murao	murr-ow	No. 95 Talib Salahuddin	TALL-ib sal-ah-HOO-dean
No. 11 Brionne Penny	bree-on	No. 57 Darrel Masaniai	mah-sawn-ee-eye	No. 99 Tupu Alualu	ah-loo-ah-loo
No. 17 Deshawn McQuin	mc-queue-en	No. 63 Ross Ulugalu-Maseuli	oo-loo-gaw-loo mah-say-oo-lee		---
No. 29 Arnold Escano	es-cawn-yo	No. 66 Sinn Brennan	Shin	Savai'i Eselu	sah-VYE-ee ess-eh-LEW-oo
No. 31 Davaughn Celestine	sell-es-teen	No. 74 Drew Azzopardi	Azza-pardy		
No. 41 Max Difilippo	dee-flipp-oh	No. 76 Dean Abdullah	Ab-dull-ah		
No. 41 Phillippe Wesley II	fuh-leap	No. 83 Mekhi Shaw	mah-KYE		

SDSU TWO-DEEP vs. COLORADO STATE

^ Utilizing extra year of eligibility offered by the NCAA due to COVID-19; **Players in red** are returning starters from the 2022 season. Underlined players are newcomers or freshmen who redshirted last year.

OFFENSE

LEFT TACKLE (LT)	GP	GS
61 Brandon Crenshaw-Dickson, 6-6, 310, Sr.**35	33	33
70 Christian Jones, 6-9, 315, So.*	22	6
LEFT GUARD (LG)	GP	GS
60 Cade Bennett, 6-3, 305, Jr.*	23	21
68 Thomas Mirabella, 6-4, 300, Jr.*	23	5
CENTER (C)	GP	GS
63 Ross Ulugalu-Maseuli, 6-4, 315, So.*	18	15
68 Thomas Mirabella, 6-4, 300, Jr.*	23	5
RIGHT GUARD (RG)	GP	GS
76 Dean Abdullah, 6-4, 290, Jr.*	15	9
<u>53 Myles Murao, 6-3, 320, Jr.-TR</u>	<u>9</u>	<u>5</u>
RIGHT TACKLE (RT)	GP	GS
74 Drew Azzopardi, 6-7, 315, Fr.-RS	12	3
70 Christian Jones, 6-9, 315, So.*	22	6
TIGHT END (TE-Y)	GP	GS
81 Mark Redman, 6-6, 255, Sr.*	38	22
86 Cameron Harpole, 6-4, 250, So.*	17	4
TIGHT END (TE-H)	GP	GS
86 Cameron Harpole, 6-4, 250, So.*	17	4
<u>89 Logan Tanner, 6-3, 235, Fr.-RS</u>	<u>8</u>	<u>1</u>
QUARTERBACK (QB)	GP	GS
18 Jalen Mayden, 6-3, 220, ^Sr.*	26	17
<u>10 Tobin O'Dell, 6-2, 205, Fr.-RS</u>	<u>2</u>	<u>0</u>
RUNNING BACK (RB-F)	GP	GS
23 Kenan Christon, 5-10, 190, Sr.**	35	12
2 Jaylon Armstead, 5-11, 215, Jr.**	28	2
RUNNING BACK (RB-T)	GP	GS
29 Cam Davis, 5-8, 180, So.*	24	0
13 Martin Blake, 5-6, 205, So.*	21	2
FULLBACK (FB)	GP	GS
49 Leo Kemp, 5-11, 220, Fr.-HS	9	0
<u>26 Nick Gardinera, 5-10, 215, Fr.-RS</u>	<u>4</u>	<u>0</u>
WIDE RECEIVER (Z)	GP	GS
11 Brionne Penny, 6-3, 200, Sr.*	26	5
14 Phillippe Wesley II, 6-0, 190, So.-SQ	9	2
WIDE RECEIVER (F)	GP	GS
83 Mekhi Shaw, 5-10, 190, Jr.**	32	12
<u>40 Mikey Welsh, 5-10, 170, Fr.-RS</u>	<u>4</u>	<u>0</u>
WIDE RECEIVER (X)	GP	GS
80 Baylin Brooks, 6-2, 195, Fr.-HS	9	4
85 Josh Nicholson, 6-0, 175, So.*	15	3

SPECIAL TEAMS

PUNTER (P)	GP	GS
13 Jack Browning, 5-11, 190, ^Sr.**	35	22
49 Zechariah Ramirez, 5-10, 170, Fr.-RS	9	0
PLACEKICKER (PK)	GP	GS
13 Jack Browning, 5-11, 190, ^Sr.**	35	22
46 Gabriel Plascencia, 6-1, 210, Jr.-TR	2	0
KICKOFFS (KO)	GP	GS
13 Jack Browning, 5-11, 190, Sr.**	35	19
46 Gabriel Plascencia, 6-1, 210, Jr.-TR	2	2
HOLDER (H)	GP	GS
49 Zechariah Ramirez, 5-10, 170, Fr.-RS	9	9
83 Mekhi Shaw, 5-10, 190, Jr.**	32	0

DEFENSE

DEFENSIVE END (DE)	GP	GS
90 Daniel Okpoko, 6-5, 275, Sr.**	34	9
<u>96 Ryan Henderson, 6-3, 255, RS-Fr.</u>	<u>6</u>	<u>0</u>
DEFENSIVE TACKLE (DT)	GP	GS
<u>99 Tupu Alualu, 6-1, 275, Jr.-TR</u>	<u>9</u>	<u>9</u>
45 Wyatt Draeger, 6-4, 270, Sr.**	39	0
DEFENSIVE END (DE)	GP	GS
39 Garret Fountain, 6-4, 260, Sr.**	45	9
<u>93 Brady Nassar, 6-4, 240, Fr.-HS</u>	<u>7</u>	<u>0</u>
LINEBACKER (SAM)	GP	GS
55 Cooper McDonald, 6-3, 245, Sr.*	36	26
<u>47 Trey White, 6-1, 240, Fr.-RS</u>	<u>12</u>	<u>0</u>
MIDDLE LINEBACKER (MIKE)	GP	GS
6 Zyrus Fiaseu, 6-0, 220, So.*	24	15
42 Brady Anderson, 6-2, 230, So.*	21	0
LINEBACKER (WILL)	GP	GS
58 Cody Moon, 6-3, 210, Jr.-TR	33	13
36 New Zealand Williams, 6-2, 205, So.-SQ	7	1
FIELD CORNERBACK (CB)	GP	GS
10 Noah Tumblin, 6-2, 185, Sr.**	43	21
21 Chris Johnson, 6-0, 180, So.*	21	0
FIELD WARRIOR (FW)	GP	GS
<u>24 Josh Hunter, 5-9, 180, Fr.-RS</u>	<u>10</u>	<u>2</u>
<u>17 Deshawn McCuin, 6-0, 195, Sr.-TR</u>	<u>30</u>	<u>3</u>
AZTEC (AZ)	GP	GS
32 Marcus Ratcliffe, 6-3, 210, Fr.-HS	9	8
33 JD Coffey III, 6-0, 190, Jr.-TR	20	1
BOUNDARY WARRIOR (BW)	GP	GS
3 Cedarius Barfield, 5-11, 195, ^Sr.**	47	29
34 Eric Butler, 6-1, 185, So.*	21	0
BOUNDARY CORNERBACK (CB)	GP	GS
4 Dez Malone, 6-2, 200, Jr.**	32	20
35 Jelani Whitmore, 6-0, 175, Jr.-SQ	9	0

START CHART (OFF./DEF.)

Offense	2023	Streak	Career
Brandon Crenshaw-Dickson, OL	7	7	33
Mark Redman, TE	9	10	22*
Cade Bennett, LG	9	9	21
Jalen Mayden, QB	9	17	17
Ross Ulugalu-Maseuli, RG/LC/G	9	12	15
Kenan Christon, RB	9	9	12^
Mekhi Shaw, WR	6	3	12
Dean Abdullah, RG	6	4	9
Christian Jones, LT	6	0	6
Brionne Penny, WR	5	4	5
Myles Murao, RT/RG	5	0	5
Thomas Mirabella, RG	0	0	5
Cameron Harpole, TE	4	1	4
Baylin Brooks, WR	4	0	4
Drew Azzopardi, RT	3	3	3
Joshua Nicholson, WR	3	0	3
Phillippe Wesley II, WR	2	0	2
Martin Blake, RB	0	0	2
Jaylon Armstead, RB	0	0	2
Logan Tanner, TE	1	0	1

* - 1 of Redman's starts came at Washington; ^ - 3 of Christon's starts came at USC

Defense	2023	Streak	Career
Cedarius Barfield, CB/WAR	9	15	29
Cooper McDonald, LB	9	9	26*
Noah Tumblin, CB	8	8	21
Dez Malone, CB	9	20	20
Davaughn Celestine, S	5	0	17
Zyrus Fiaseu, LB	9	9	15
Cody Moon, LB	4	1	13^
Tupu Alualu, DT	9	9	9
Garret Fountain, DE	9	9	9
Daniel Okpoko, DE	9	9	9
Marcus Ratcliffe, AZT	8	0	8
Noah Avinger, CB	0	0	8
Vai Kaho, LB	4	0	5
Deshawn McCuin, S	2	0	3+
Samuela Tuihalamaka, DT	0	0	3&
Josh Hunter, S	2	2	2
JD Coffey III, S	1	1	1
New Zealand Williams, LB	1	0	1

* - 10 of Cooper McDonald's starts came at Washington; ^ - 9 of Cody Moon's starts came at New Mexico; & - 3 of Samuela Tuihalamaka's starts came at Oklahoma State; + - 1 of Deshawn McCuin's starts came at TCU

Career Starts (Off/Def)	'18	'19	'20	'21	'22	'23	Total
Brandon Crenshaw-Dickson, RT/LT	-	RS	0	14	12	7	33
Cedarius Barfield, S/CB	RS	0	4	9	7	9	29
Cooper McDonald, LB	-	-	0	10	6	9	25
Mark Redman, TE	-	-	0	1	12	9	22
Cade Bennett, LG	-	-	RS	0	12	9	21
Noah Tumblin, CB	-	RS	0	8	5	8	21
Dez Malone, CB	-	-	RS	0	11	9	20
Jalen Mayden, QB	0	0	-	0	8	9	17
Davaughn Celestine, S	-	RS	0	0	11	5	16
Zyrus Fiaseu, LB	-	-	-	RS	6	9	15
Ross Ulugalu-Maseuli, RG/C	-	-	-	RS	6	9	15
Cody Moon, LB	-	-	RS	0	9	4	13
Kenan Christon, RB	-	3	0	0	0	9	12
Mekhi Shaw, WR	-	-	RS	1	5	6	12
Daniel Okpoko, DE	RS	0	0	0	0	9	9
Garret Fountain, DE	-	RS	0	0	0	9	9
Tupu Alualu, DT	-	-	-	-	-	9	9
Dean Abdullah, RG	-	-	-	-	3	6	9
Marcus Ratcliffe, AZT	-	-	-	-	-	8	8
Noah Avinger, CB	-	-	-	3	5	0	8
Christian Jones, LT	-	-	-	RS	0	6	6
Brionne Penny, WR	-	RS	0	0	0	5	5
Myles Murao, RT/RG	-	-	RS	0	0	5	5
Thomas Mirabella, RG	-	-	RS	0	5	0	5
Vai Kaho, LB	-	-	-	0	1	0	4
Baylin Brooks, WR	-	-	-	-	-	4	4
Cameron Harpole, TE	-	-	-	RS	0	4	4
Joshua Nicholson, WR	-	-	-	RS	0	3	3
Drew Azzopardi, RT	-	-	-	-	RS	3	3
Deshawn McCuin, S	-	RS	0	1	0	2	3
Samuela Tuihalamaka, DL	RS	3	0	0	0	0	3
Phillippe Wesley, WR	-	-	-	RS	0	2	2
Josh Hunter, S	-	-	-	-	RS	2	2
Jaylon Armstead, RB	-	-	RS	0	2	0	2
Martin Blake, RB	-	-	-	RS	2	0	2
JD Coffey III, S	-	-	-	0	0	1	1
New Zealand Williams, LB	-	-	-	RS	0	1	1
Logan Tanner, TE	-	-	-	-	RS	1	1

10 of Cooper McDonald's starts came at Washington; 9 of Moon's starts came at New Mexico; 4 of Kenan Christon's starts came at USC; 3 of Samuela Tuihalamaka's starts came at Oklahoma State; 1 of Redman's starts came at Washington; 1 of McCuin's starts came at TCU

Game 1

OHIO	3	3	0	7	-	13
SAN DIEGO STATE	3	7	0	10	-	20

Aug. 26 | Snapdragon Stadium | San Diego, Calif. | 4:10 p.m. PT | Attendance: 23,867



TEAM STATISTICS

	OHIO	SDSU
FIRST DOWNS	25	16
Rushing	7	6
Passing	16	9
Penalty	2	1
NET YARDS RUSHING	111	154
Rushing Attempts	31	30
Average Per Rush	3.6	5.2
Rushing Touchdowns	0	0
Yards Gained Rushing	124	163
Yards Lost Rushing	13	8
NET YARDS PASSING	279	164
Completions-Attempts-Int	26-51-3	18-28-0
Average Per Attempt	5.5	5.9
Average Per Completion	10.7	9.1
Passing Touchdowns	1	2
TOTAL OFFENSE YARDS	390	318
Total offense plays	82	58
Average Gain Per Play	4.8	5.4
Fumbles: Number-Lost	0-0	1-1
Penalties: Number-Yards	6-54	6-57
PUNTS-YARDS	3-101	3-169
Average Yards Per Punt	33.7	56.3
Net Yards Per Punt	33.7	55.3
Inside 20	2	0
50+ Yards	0	3
Touchbacks	0	0
Fair catch	3	0
KICKOFFS-YARDS	3-177	4-221
Average Yards Per Kickoff	59.0	55.2
Net Yards Per Kickoff	36.0	40.0
Touchbacks	1	0
Fair Catch Yards	0	0
Punt returns: Number-Yards-TD	3-13-0	0-0-0
Average Per Return	4.3	0.0
Kickoff returns: Number-Yds-TD	3-61-0	2-44-0
Average Per Return	20.3	22.0
Interceptions: Number-Yds-TD	0-0-0	3-47-0
Fumble Returns: Number-Yds-TD	0-0-0	0-0-0
Miscellaneous Yards	0	0
Possession Time	32:36	27:23
1st Quarter	9:22	5:30
2nd Quarter	8:07	6:53
3rd Quarter	9:09	5:51
4th Quarter	5:58	9:01
Third-Down Conversions	7 of 17	3 of 23
Fourth-Down Conversions	2 of 2	1 of 2
Red-Zone Scores-Chances	2-4	3-3
Touchdowns	1-4	2-3
Field goals	1-4	1-3
Sacks By: Number-Yards	0-0	2-12
PAT Kicks	1-1	2-2
Field Goals	2-3	2-3
Points off turnovers	0	7

▶▶ GAME NOTES

Big Notes

- The Aztecs won their 31st consecutive game when forcing three or more turnovers.
- SDSU won its 17th straight game when committing fewer turnovers than its opponent (20-2 under Brady Hoke).
- San Diego State improved to 62-14 since 2015 when scoring at least 20 points.
- The Aztecs improved to 16-1-1 all-time against current members of the Mid-American Conference.
- TE **Mark Redman** became just the third Aztec tight end since at least 1996 with two touchdown catches in a game, joining Gavin Escobar (three times from 2011-12) and Kahale Warring (at Nevada in 2018).

Season-Opening Notes

- San Diego State improved to 54-42-5 all-time in season openers.
- The Aztecs improved to 46-17-4 in home season openers.
- SDSU improved to 26-8 when opening up its season at home in its Division I era.
- San Diego State has won eight of its last nine home season openers.

Team Notes

- San Diego State improved to 6-2 all-time at Snapdragon Stadium.
- The Aztecs won their sixth straight game and improved to 29-7 under Brady Hoke when committing one or fewer turnovers.
- SDSU improved to 29-5 under Brady Hoke when starting with an average field position of at least the 30-yard line.
- San Diego State improved to 35-3 under Brady Hoke when allowing 24 or less points and 24-1 when allowing 17 or less points.
- The Aztecs improved to 31-3 under Brady Hoke when owning a better average field position.
- SDSU won its 16th straight game when winning the turnover battle and owning a better fielding position (18-1 under Brady Hoke).
- San Diego State is 83-16 since 2011 when committing one turnover or less.
- The Aztecs have held 27 of their last 45 opponents to 17 points or less.

SDSU Downs Ohio, 20-13, in 2023 Opener

SAN DIEGO -- Jalen Mayden threw two touchdown passes to Mark Redman and San Diego State opened the season with a 20-13 win over Ohio at Snapdragon Stadium.

The game turned in the final minute of the first half when Cedarius Barfield intercepted Ohio quarterback CJ Harrison inside the Aztecs 30-yard line. Mayden then drove the Aztecs 71 yards in 44 seconds, hitting Redman for a 13-yard score as time ran out. That made it 10-6 at halftime.

The Bobcats then missed a 31-yard field goal to cap the opening drive of the second half, a drive that chewed up more than half of the third quarter.

After a 3-and-out, San Diego State put together two long drives — a 10-play, 77-yard drive for Jack Browning's 21-yard field goal and an 11-play, 79-yard march capped by a 4-yard Redman touchdown. In the second drive, Mayden was 7-for-7 for 68 yards.

Ohio threw three straight incompletions from the SDSU 6 with less than three minutes to play and on fourth down Marcus Ratcliffe had a 100-yard interception return nullified by a roughing-the-passer penalty on Cody Moon.

The Bobcats then cashed in with a 3-yard touchdown pass from Harris to Miles Cross with 2:04 to go, making it a 20-13 game instead of 27-6. The onside kick went out of bounds but the Aztecs only picked up eight yards on four runs, failing to convert on fourth-and-3 from the Bobcat 36.

Ohio got the ball back on its 35 with 55 seconds to play and picked up a pair of first downs before New Zealand Williams had an interception at the 20, returning it 40 yards before stepping out of bounds with a second to play.

Mayden was 17 of 27 for 164 yards, including five passes for 62 yards and two touchdowns to Redman. Redman became just the third Aztec tight end since at least 1996 with two touchdown catches in a game, joining Gavin Escobar (three games from 2011-12) and Kahale Warring (at Nevada in 2018). Additionally, Redman became the first SDSU tight end with two touchdown catches in a season opener and the seventh overall player (the other six were all wide receivers).

San Diego State picked off Harris three times and won its 31st consecutive game when forcing three or more turnovers. The Aztecs also won their 17th straight game when committing fewer turnovers than their opponent. This against an Ohio team that won 10 games a year ago, returned nine starters on offense and owned the eighth-best turnover margin in the country in 2022 at +0.86. The Bobcats only threw five interceptions in 14 games a season ago.

Jaylon Armstead rushed for 78 yards on just eight carries for SDSU, which had eight players make their first career Division I start and 10 players overall make their first start at San Diego State.

Cody Moon had 12 tackles in his first game as an Aztec after transferring from New Mexico, while Noah Tumblin came off the bench for five solo tackles and three pass breakups.

SDSU improved to 16-1-1 all-time against current members of the Mid-American Conference, avenging a 27-0 loss to Ohio in the 2018 Frisco Bowl.

San Diego State improved to 62-14 since 2015 when scoring just 20 points.

>>SCORING SUMMARY

Qtr	Time	Team	Scoring Play	Plays	TOP	Score
1st	10:53	SDSU	Browning 49-yd field goal	10-44	4:07	3-0
1st	4:22	OHIO	Spetic 19-yd field goal	14-81	6:26	3-3
2nd	4:44	OHIO	Spetic 40-yd field goal	11-56	6:01	3-6
2nd	0:00	SDSU	Redman 13-yd pass f/ Mayden (Browning kick)	7-71	0:44	10-6
4th	13:32	SDSU	Browning 21-yd field goal	10-77	6:09	13-6
4th	5:39	SDSU	Redman 4-yd pass f/ Mayden (Browning kick)	11-79	6:29	20-6
4th	1:59	OHIO	Cross 3-yd pass f/ Harris (Spetic kick)	15-65	3:40	20-13

INDIVIDUAL STATISTICS

>>OHIO

Rushing	Att	Yds	TD	Long	Avg
Bangura	15	65	0	14	4.3
Allison	6	27	0	7	4.5
Harris	9	18	0	8	2.0
Walton	1	2	0	2	2.0
Rourke	1	-10	0	0	-10.0
Totals	32	102	0	14	3.2

Passing	C-A-I	Yds	TD	Long	Sack
Harris	18-42-3	203	1	22	1
Rourke	8-10-0	75	0	13	1
Totals	26-52-3	278	1	22	2

Receiving	No.	Yds	TD	Long
Wiglusz	10	103	0	15
Walton	6	55	0	20
Cross	4	47	1	22
Kacmarek	2	34	0	20
Bangura	2	20	0	10
Foster	2	19	0	12
Totals	26	278	1	22

>>SAN DIEGO STATE

Rushing	Att	Yds	TD	Long	Avg
Armstead	8	78	0	48	9.8
Christon	11	45	0	22	4.1
Mayden	9	34	0	15	3.8
Davis	1	0	0	0	0.0
TEAM	1	-1	0	0	-1.0
Blake	1	-2	0	0	-2.0
Totals	31	154	0	48	5.0

Passing	C-A-I	Yds	TD	Long	Sack
Mayden	18-28-0	164	2	23	0
Totals	18-28-0	164	2	23	0

Receiving	No.	Yds	TD	Long
Redman	5	62	2	23
Brooks	3	32	0	13
Christon	3	19	0	9
Shaw	2	26	0	22
Davis	2	10	0	11
Rudolph	2	6	0	4
Penny	1	9	0	9
Totals	18	164	2	23

Game 2

IDAHO STATE	3	10	0	15	-	28
SAN DIEGO STATE	10	10	9	7	-	36

Sept. 2 | Snapdragon Stadium | San Diego, Calif. | 7:37 p.m. PT | Attendance: 22,345



TEAM STATISTICS

	ISU	SDSU
FIRST DOWNS	24	18
Rushing	6	13
Passing	12	4
Penalty	6	1
NET YARDS RUSHING	22	304
Rushing Attempts	17	47
Average Per Rush	1.3	6.5
Rushing Touchdowns	1	4
Yards Gained Rushing	47	314
Yards Lost Rushing	25	10
NET YARDS PASSING	322	85
Completions-Attempts-Int	31-63-3	13-20-1
Average Per Attempt	5.1	4.2
Average Per Completion	10.4	6.5
Passing Touchdowns	2	0
TOTAL OFFENSE YARDS	344	389
Total offense plays	80	67
Average Gain Per Play	4.3	5.8
Fumbles: Number-Lost	0-0	3-2
Penalties: Number-Yards	6-50	14-125
PUNTS-YARDS	3-122	5-216
Average Yards Per Punt	40.7	43.2
Net Yards Per Punt	35.0	39.2
Inside 20	0	1
50+ Yards	0	0
Touchbacks	0	1
Fair catch	0	2
KICKOFFS-YARDS	6-279	7-451
Average Yards Per Kickoff	46.5	64.4
Net Yards Per Kickoff	29	37.4
Touchbacks	1	3
Fair Catch Yards	0	23
Punt returns: Number-Yards-TD	0-0-0	2-17-0
Average Per Return	0.0	8.5
Kickoff returns: Number-Yds-TD	3-91-0	5-80-0
Average Per Return	30.3	16.0
Interceptions: Number-Yds-TD	1-0-0	3-0-0
Fumble Returns: Number-Yds-TD	0-0-0	0-0-0
Miscellaneous Yards	0	0
Possession Time	25:32	34:28
1st Quarter	7:25	7:35
2nd Quarter	4:03	10:57
3rd Quarter	5:33	9:27
4th Quarter	8:31	6:29
Third-Down Conversions	7 of 15	5 of 13
Fourth-Down Conversions	0 of 3	0 of 0
Red-Zone Scores-Chances	4-4	2-3
Touchdowns	2-4	0-3
Field goals	2-4	2-3
Sacks By: Number-Yards	2-7	3-13
PAT Kicks	1-1	4-4
Field Goals	2-2	2-2
Points off turnovers	0	10

▶▶ GAME NOTES

Big Notes

- The Aztecs are 2-0 for the fourth time in the last five seasons (2019, 2020, 2021 and 2023) and for the sixth time in the last eight seasons (2016, 2017, 2019, 2020, 2021 and 2023).
- SDSU won its 21st game since the start of the 2021 season, which is tied for the ninth most in the country over that span, one behind Clemson or Notre Dame.
- San Diego State has won seven of its last 10 games dating back to last season.
- The Aztecs won their 32nd consecutive game when forcing three or more turnovers.
- SDSU improved to 63-14 since 2015 when scoring at least 20 points.
- San Diego State logged their first safety on special teams since Oct. 4, 2013 vs. Nevada (W, 51-44 in OT).
- SDSU has back-to-back games with three interceptions for the first time since Nov. 5-12, 2016.
- The Aztecs improved to 7-2 all-time at Snapdragon Stadium.
- SDSU improved to 3-0 all-time against Idaho State
- San Diego State is now 33-13 all-time against current members of the Big Sky Conference, including a 10-0 record against members who called the Big Sky home at game time.
- The Aztecs improved to 55-2 in their last 57 games when rushing for at least 200 yards (14 straight wins) and 52-1 in their last 53 regular-season games when reaching 200 rushing yards.
- Jalen Mayden had the most rushing yards (132) by an Aztec quarterback in program history. He became the fourth Aztec quarterback with a 100-yard rushing game in program history (third in SDSU's DI era).
- SDSU head coach Brady Hoke won his fourth straight game against a team with a new head coach.

Mayden's Big Night Propels SDSU Past ISU, 36-28

SAN DIEGO -- San Diego State's Jalen Mayden rushed for 132 yards and two touchdowns on Saturday to lead the Aztecs to a 36-28 victory over a pesky Idaho State squad at Snapdragon Stadium.

Mayden set a school record for rushing yards by a quarterback, becoming the fourth signal-caller in program history to surpass the 100-yard barrier on the ground and third in the Division I era. In addition, Mayden is the first SDSU quarterback to accomplish the feat since Kevin O'Connell gained 101 yards vs. Brigham Young in 2004.

In all, SDSU maintained a sizable 302-34 advantage in rushing yardage to raise their record to 2-0 on the young season. The Aztecs' dominant ground game was augmented by Jaylon Armstead and Martin Blake, who each gained 58 yards with one touchdown, while Kenan Christon racked up 40 yards of his own.

Despite allowing 309 yards through the air, the SDSU defense came up with three timely interceptions, including two in the first half, which led to 10 points. In addition, the Scarlet and Black registered a crucial stop on a fourth-and-2 situation at the Aztec 30 in the fourth quarter with ISU driving toward a potential tying touchdown.

The teams traded field goals in the first quarter, including a 43-yarder by Jack Browning, which knotted the score at 3-3. On the first play of ISU's ensuing possession, Cedarius Barfield made a leaping interception of a Jordan Cooke pass at the Bengal 32, and the Aztecs wasted little time to convert the opportunity. Two snaps later, Mayden sprinted 24 yards around right end into the end zone to put SDSU in front for good, 10-3.

Thomas Kopcho split the uprights from 33-yards out for his second field goal of the game, which trimmed the deficit to 10-6. However, the Aztecs responded with a 12-play, 68-yard march, capped by Armstead's four-yard scoring burst.

Dez Malone picked off Hunter Hays on the ensuing possession, and seven plays later Browning connected on a 41-yard field goal to increase the SDSU advantage to 20-6.

However, ISU needed just 50 seconds to drive 65 yard for its first touchdown of the evening, as Cooke hit Christian Fredricksen over the middle on a 24-yard scoring strike that trimmed the margin to 20-13 just before intermission.

SDSU advanced deep into ISU territory on its first possession of the third quarter, but Armstead fumbled at the 10. Unfazed, the Aztec defense rose to the occasion, limiting ISU to just two yards following the turnover. Moments later, the Bengals' long snapper sailed the ball high over punter Ross Bolger and through the back of the end zone for a safety, giving SDSU a 22-13 lead.

Blake returned the ensuing free kick 35 yards and ISU was flagged for a face mask penalty, putting the Aztecs in business at the Bengal 27. Five straight rushing plays followed, as Blake plowed into the end zone from three yards out to increase the SDSU advantage to 29-13.

After an exchange of punts, Idaho State fashioned its longest drive of the game, marching 80 yards in 14 plays, punctuated by Hays' eight-yard touchdown pass to Chedon James early in the fourth quarter. Jordan corralled Hays' two-point conversion pass shortly thereafter, which cut the deficit to 29-21, to the ground.

Later, Mayden burst through a gaping hole up the middle on a keeper and raced 56 yards into the end zone to give SDSU a comfortable 36-21 cushion with just 6:50 left in the game.

With the clock winding down, the Bengals scored a late touchdown to account for the final margin, as Hays crossed the goal line from two yards out with 14 seconds left. However, the Aztecs recovered the outside kick to secure the hard-fought victory.

>>SCORING SUMMARY

Qtr	Time	Team	Scoring Play	Plays	TOP	Score
1st	8:49	ISU	Kopcho 32-yd field goal	11-61	3:10	0-3
1st	6:50	SDSU	Browning 43-yd field goal	6-33	1:48	3-3
1st	2:54	SDSU	Mayden 24-yd rush (Browning kick)	2-32	0:44	10-3
2nd	14:50	ISU	Kopcho 33-yd field goal	8-59	3:04	10-6
2nd	6:35	SDSU	Armstead 4-yd rush (Browning kick)	12-68	7:12	17-6
2nd	1:10	SDSU	Browning 41-yd field goal	7-25	3:22	20-6
2nd	0:14	ISU	Fredricksen 24-yd pass f/ Cooke (Kopcho kick)	6-65	0:50	20-13
3rd	8:48	SDSU	Safety, ball snapped out of e. zone on ISU punt-	-	-	22-13
3rd	6:09	SDSU	Blake 3-yd rush (Browning kick)	5-27	2:32	29-13
4th	13:34	ISU	James 8-yd pass f/ Hays (2pt successful)	14-80	4:59	29-21
4th	6:50	SDSU	Mayden 56-yd rush (Browning kick)	3-70	1:22	36-21
4th	0:36	ISU	Hays 2-yd rush (Kopcho kick)	11-68	3:01	36-28

INDIVIDUAL STATISTICS

>>IDAHO STATE

Rushing	Att	Yds	TD	Long	Avg
Hays	9	18	1	10	2.0
Kauhi	3	11	0	8	3.7
Hunter	1	5	0	5	5.0
Taylor	1	2	0	1	2.0
Cooke	2	-2	0	4	-1.0
TEAM	1	-12	0	0	-12.0
Totals	17	22	1	10	1.3

Passing	C-A-I	Yds	TD	Long	Sack
Cooke	19-42-2	177	1	27	1
Hays	12-22-1	145	1	39	2
Totals	31-63-3	309	2	39	3

>>SAN DIEGO STATE

Rushing	Att	Yds	TD	Long	Avg
Mayden	8	132	2	56	16.5
Armstead	10	60	1	16	6.0
Blake	12	58	1	12	4.8
Christon	7	40	0	9	5.7
Davis	7	17	0	5	2.4
TEAM	3	-3	0	0	-1.0
Totals	47	304	4	56	6.5

Passing	C-A-I	Yds	TD	Long	Sack
Mayden	13-19-0	85	0	29	2
O'Dell	0-1-1	0	0	0	0
Totals	13-20-1	85	0	29	2

Receiving	No.	Yds	TD	Long
Blake	3	40	0	29
Shaw	2	24	0	15
Redman	2	8	0	7
Christon	2	-1	0	3
Brooks	1	7	0	7
Penny	1	4	0	4
Harpole	1	4	0	4
Nicholson	1	1	0	1
Davis	2	-1	0	0
Totals	13	85	0	29

Game 3

UCLA	7	21	7	0	-	35
SAN DIEGO STATE	7	3	0	0	-	10

Sept. 9 | Snapdragon Stadium | San Diego, Calif. | 4:39 p.m. PT | Attendance: 32,017



TEAM STATISTICS

	UCLA	SDSU
FIRST DOWNS	26	17
Rushing	12	4
Passing	12	11
Penalty	2	2
NET YARDS RUSHING	254	63
Rushing Attempts	39	33
Average Per Rush	6.5	1.9
Rushing Touchdowns	2	0
Yards Gained Rushing	276	98
Yards Lost Rushing	22	35
NET YARDS PASSING	296	196
Completions-Attempts-Int	18-29-0	20-38-3
Average Per Attempt	10.2	5.2
Average Per Completion	16.4	9.8
Passing Touchdowns	3	1
TOTAL OFFENSE YARDS	550	259
Total offense plays	68	71
Average Gain Per Play	8.1	3.6
Fumbles: Number-Lost	2-2	0-0
Penalties: Number-Yards	7-89	4-40
PUNTS-YARDS	5-209	7-301
Average Yards Per Punt	41.8	43.0
Net Yards Per Punt	38.8	40.9
Inside 20	1	2
50+ Yards	1	2
Touchbacks	0	0
Fair Catch	2	3
KICKOFFS-YARDS	6-387	3-195
Average Yards Per Kickoff	41.8	43.0
Net Yards Per Kickoff	41.0	40.7
Touchbacks	4	2
Fair Catch Yards	0	0
Punt returns: Number-Yards-TD	3-15-0	2-15-0
Average Per Return	5.0	7.5
Kickoff returns: Number-Yds-TD	1-23-0	2-41-0
Average Per Return	23.0	20.5
Interceptions: Number-Yds-TD	3-3-0	0-0-0
Fumble Returns: Number-Yds-TD	0-0-0	0-0-0
Miscellaneous Yards	0	0
Possession Time	25:05	34:55
1st Quarter	6:20	8:40
2nd Quarter	3:52	11:08
3rd Quarter	6:20	8:40
4th Quarter	8:33	6:27
Third-Down Conversions	5 of 11	5 of 17
Fourth-Down Conversions	1 of 1	0 of 1
Red-Zone Scores-Chances	2-3	0-2
Touchdowns	2-3	0-2
Field goals	0-0	0-0
Sacks By: Number-Yards	3-15	2-15
PAT Kicks	5-5	1-1
Field Goals	0-0	1-0
Points off turnovers	7	0

▶▶ GAME NOTES

Team Notes

- The Aztecs fell to 20-5 in all games played in September since the start of the 2016 campaign.
- SDSU fell to 74-31 (.705) since the start of the 2015 campaign.
- San Diego State dropped to 7-3 all-time at Snapdragon Stadium.
- SDSU allowed a rush longer than 20 yards on the 11th attempt of the game, which was the 58th attempt of the season.
- SDSU fell to 2-1 this season and 32-4 under Brady Hoke when owning a better average field position.
- The Aztecs fell to 1-1 this season and 25-6 under Brady Hoke when having more time of possession.
- San Diego State forced two turnovers and have forced eight this season in three games (six interceptions, two fumbles).

Trends

- The Aztecs won the coin toss for the second time this season in three games.
- SDSU did not start with the ball for just the 41st time in the last 148 games.
- San Diego State did not allow its opponent to score on its opening possession for the second time this season (both three-and-outs), 22nd time since 2021 (30 games) and 76th time since 2015 (105 games).

Player Notes

- Zyrus Fiaseu had a career-high 12 tackles (previous high was four) ... Also forced his first two fumbles and recovered his first career fumble ... The two forced fumbles tied a SDSU single-game record (14th occasion) ... Tied a season and career high with two tackles for loss, and now has four this season and 5.5 for his career ... Logged his second sack of the season and has 2.5 for his career ... Had his first career pass breakup.

Aztecs Stumble vs. UCLA, 35-10

SAN DIEGO -- San Diego State was unable to match the big-play capability of visiting UCLA in a 35-10 defeat on a warm Saturday evening at Snapdragon Stadium.

Despite trailing in time of possession (34:55 to 25:05), the Bruins maintained a sizable advantage in total offense (550-259), recording seven plays of over 20 yards to hand the Aztecs (2-1) their first loss of the season.

Additionally, UCLA (2-0) outscored the Scarlet and Black 21-3 in a pivotal second quarter to build a commanding 28-10 lead by halftime.

Bruin quarterback Dante Moore completed 17 of 27 passes for 290 yards and three touchdowns without an interception to pace the visitors' attack.

After rushing for 302 yards last week against Idaho State, the SDSU ground game was stifled by UCLA, with the Scarlet and Black gaining just 63 yards on 33 attempts.

The Bruins struck quickly on their third possession when Josiah Norwood hauled in a short play-action pass over the middle from Moore and outraced the Aztec defense for an 81-yard scoring strike at the 7:26 mark of the first quarter.

The SDSU offense awakened on its ensuing drive, as Mayden completed five of six tosses for 68 yards, punctuated by Mekhi Shaw's 21-yard reception near the right pylon at the goal line that knotted the score at 7-7.

The Bruins answered with a seven-play, 75-yard march on their next series, aided by two Aztec pass interference penalties that put the ball just outside the red zone. Facing a fourth-and-1 situation from the Aztec 13, Carson Steele hit pay dirt on a sweep around right end on the first play of the second quarter that put UCLA in front for good.

SDSU gained just 11 yards on its following drive, and it took the Bruins just three snaps to extend their lead to 21-7, as T.J. Harden burst through the line and rambled 59-yard for a touchdown with 10:21 left in the period.

The Aztecs drove to the UCLA 27 on their next foray, as Mayden lofted a pass to a wide-open Joshua Nicholson in the right corner of the end zone on a third-and-10 situation. However, the ball skipped off Nicholson's fingertips, forcing SDSU to settle for a 44-yard field goal by Jack Browning, cutting the margin to 21-10 with 5:03 left in the half.

Following another exchange of punts, the Bruins needed just 56 seconds to cover 85 yards in seven plays, culminating in a 24-yard touchdown pass from Moore to a wide-open Logan Loya that increased the UCLA advantage to 28-10.

Trailing by 18 points, the snake-bit Aztecs were unable to capitalize on a golden opportunity at the 8:07 mark of the third quarter when Trey White recovered a Moore fumble just short of the goal line. After two running plays were promptly stuffed, Mayden's pass bounced off the hands of Blake and was intercepted in the end zone by Darius Muasau.

Following the turnover, UCLA marched 80 yards in 12 plays, capped by Moore's 6-yard toss to Carsen Ryan on a screen pass out of the backfield for his third touchdown strike of the night that closed out the scoring.

Defensively, Zyrus Fiaseu led the Aztecs with 12 tackles, including eight solo stops, to go with two forced fumbles, one fumble recovery, one pass break-up and one quarterback hurry. In addition, Cedarius Barfield finished with seven tackles (3 solo), while Dez Malone made six stops (4 solo) of his own.

On the other side of the ball, Mayden finished with 196 yards on 19-for-37 passing but was intercepted three times and sacked twice before giving way to Tabin O'Dell late in the fourth quarter.

Shaw was SDSU's leading receiver, gaining 54 yards on five receptions, matching Mark Redman, who also had five grabs for 32 yards.

>>SCORING SUMMARY

Qtr	Time	Team	Scoring Play	Plays	TOP	Score
1st	7:26	UCLA	Norwood 81-yd pass f/Moore (Lopez kick)	1-81	0:11	0-7
1st	2:33	SDSU	Shaw 21-yd pass f/Mayden (Browning kick)	9-75	4:53	7-7
2nd	14:56	UCLA	Steele 13-yd rush (Lopez kick)	7-75	2:37	7-14
2nd	10:21	UCLA	Holden 59-yd rush (Lopez kick)	3-69	1:01	7-21
3rd	5:03	SDSU	Browning 44-yd field goal	10-48	5:18	10-21
2nd	1:20	UCLA	Loya 24-yd pass f/Moore (Lopez kick)	7-85	0:56	10-28
3rd	2:05	UCLA	Ryan 6-yd pass f/Moore (Lopez kick)	12-80	4:20	10-28

INDIVIDUAL STATISTICS

>>UCLA

Rushing	Att	Yds	TD	Long	Avg
Harden	9	91	1	59	10.1
Steele	12	84	1	17	7.0
Schlee	2	35	0	23	17.5
Adkins	5	26	0	11	5.2
Gonzales	1	3	0	3	3.0
TEAM	1	-1	0	0	-1.0
Moore	5	-3	0	8	-0.6
Totals	39	254	2	59	6.5

Passing	C-A-I	Yds	TD	Long	Sack
Moore	17-27-0	290	3	81	2
Schlee	1-2-0	6	0	6	0
Totals	18-29-0	296	3	81	2

Receiving	No.	Yds	TD	Long
Loya	4	77	1	24
Norwood	2	87	1	81
Sturdivant	2	23	0	12
Brown	2	22	0	16
Ford	2	21	0	18
Matavao	1	35	0	35
Jones	1	8	0	8
Harden	1	7	0	7
Ryan	1	6	1	6
Cragun	1	5	0	5
Totals	18	296	3	81

>>SAN DIEGO STATE

Rushing	Att	Yds	TD	Long	Avg
Christon	9	27	0	16	3.0
Mayden	9	18	0	11	2.0
Blake	5	17	0	7	3.4
Armstead	9	9	0	6	1.0
O'Dell	1	-8	0	0	-8.0
Totals	33	63	0	16	1.9

Passing	C-A-I	Yds	TD	Long	Sack
Mayden	19-37-3	196	1	21	2
O'Dell	1-1-0	0	0	0	1
Totals	20-38-3	196	1	21	3

Receiving	No.	Yds	TD	Long
Shaw	5	54	1	21
Redman	5	32	0	9
Christon	3	26	0	11
Wesley II	2	25	0	16
Rudolph	2	21	0	14
Blake	1	20	0	20
Nicholson	1	18	0	18
Davis	1	0	0	0
Totals	20	196	1	21

Game 4

SAN DIEGO STATE	0	3	0	6	-	9
(16/17) OREGON STATE	3	9	7	7	-	26

Sept. 16 | Reser Stadium | Corvallis, Ore. | 12:35 p.m. PT | Attendance: 35,591



TEAM STATISTICS

	SDSU	OSU
FIRST DOWNS	18	20
Rushing	8	10
Passing	9	10
Penalty	1	0
NET YARDS RUSHING	70	191
Rushing Attempts	34	32
Average Per Rush	2.1	6.0
Rushing Touchdowns	1	2
Yards Gained Rushing	127	201
Yards Lost Rushing	57	10
NET YARDS PASSING	256	284
Completions-Attempts-Int	20-32-1	14-30-2
Average Per Attempt	8.0	9.5
Average Per Completion	12.8	20.3
Passing Touchdowns	0	1
TOTAL OFFENSE YARDS	326	475
Total offense plays	66	62
Average Gain Per Play	4.9	7.7
Fumbles: Number-Lost	0-0	0-0
Penalties: Number-Yards	1-5	4-40
PUNTS-YARDS	6-231	3-126
Average Yards Per Punt	38.5	42.0
Net Yards Per Punt	35.2	41.7
Inside 20	3	0
50+ Yards	1	1
Touchbacks	1	0
Fair catch	3	0
KICKOFFS-YARDS	3-180	6-277
Average Yards Per Kickoff	60.0	46.2
Net Yards Per Kickoff	40.0	37.3
Touchbacks	1	0
Fair Catch Yards	3	0
Punt returns: Number-Yards-TD	2-1-0	0-0-0
Average Per Return	0.0	0.0
Kickoff returns: Number-Yds-TD	3-64-0	1-10-0
Average Per Return	21.3	10.0
Interceptions: Number-Yds-TD	2-0-0	1-0-0
Fumble Returns: Number-Yds-TD	0-0-0	0-0-0
Miscellaneous Yards	0	0
Possession Time	33:21	26:39
1st Quarter	7:54	7:06
2nd Quarter	8:15	6:45
3rd Quarter	7:36	7:24
4th Quarter	9:36	5:24
Third-Down Conversions	5 of 15	4 of 11
Fourth-Down Conversions	1 of 1	0 of 0
Red-Zone Scores-Chances	1-2	2-2
Touchdowns	1-2	2-2
Field goals	0-2	0-2
Sacks By: Number-Yards	0-0	6-50
PAT Kicks	0-0	2-2
Field Goals	1-3	2-3
Points off turnovers	6	0

▶▶ GAME NOTES

Team Notes

- San Diego State fell to 7-6 against the Pac-12 since the start of the 2016 season.
- The Aztecs fell to 8-10 against teams that were in the Pac-12 at game time.
- The Aztecs recorded their seventh and eighth interceptions of the season. SDSU has forced 10 turnovers through its four games this year.
- SDSU gave Oregon State its first two turnovers of the year.
- San Diego State has scored 23 points off its 10 turnovers forced this season (opponents have just seven points off SDSU's eight turnovers).
- The Aztecs held Oregon State to 26 points today after entering the game averaging 48.5 points per game.
- SDSU had its 17-game winning streak snapped when winning the turnover battle. San Diego State is now 20-3 under Brady Hoke when committing fewer turnovers than its opponent.
- SDSU had its six-game winning streak snapped when committing one of less turnovers. San Diego State is now 29-8 when committing one or less turnovers.
- The Aztecs had their eight-game winning streak when starting on at least the 30-yard line (today was the SDSU 32). SDSU is now 30-6 under Brady Hoke when starting on at least the 30-yard line.
- San Diego State had its 13-game winning streak snapped when its opponent starts inside the 25-yard line (was OSU 22 today). The Aztecs are 18-2 under Brady Hoke when their opponents start inside the 25-yard line.
- SDSU had its 16-game winning streak snapped when having an advantage in turnovers (+1) and average field position (+10). San Diego State is now 18-2 under Brady Hoke when having both advantages in turnovers and average field position.

SDSU Falls at No. 16/17 Oregon State, 26-9

CORVALLIS, Ore. -- San Diego State battled in its first road game of the season at No. 16/17 Oregon State, but fell 26-9, Saturday in Corvallis, Oregon.

Quarterback DJ Uiagalelei passed for 284 yards and a touchdown, ran for a touchdown, and the Beavers (3-0) sacked the Aztecs (2-2) six times in a sellout crowd of 35,591 at Reser Stadium.

In his third game as OSU's starting quarterback after transferring from Clemson, Uiagalelei completed 14 of 30 passes and had two interceptions. It was the first two turnovers of the season for Oregon State, which had combined to outscore its opponents, 97-24, over its first two games prior to playing SDSU.

Damien Martinez anchored the Beaver running game with 102 yards on 15 carries. San Diego State running back Jaylon Armstead scored on a 6-yard run with 9:01 remaining for the first Aztec touchdown of the game. SDSU got the ball back when Cedarius Barfield picked off Uiagalelei on the San Diego State 43. The Aztecs then went 57 plays on nine plays, ending with the Armstead TD run. The 2-point conversion pass failed, however, and OSU maintained a two-score lead at 19-9.

Oregon State answered when Anthony Gould turned Uiagalelei's short pass into a 75-yard touchdown and a 26-9 advantage.

SDSU quarterback Jalen Mayden led a drive inside the Beavers' 10-yard line, but safety Akili Arnold's interception in the end zone at the 5:40 mark.

San Diego State got the ball back on Noah Tumblyn's second interception of the season. The Aztecs got into OSU territory for the ninth and final time, but Jack Browning's 49-yard field goal attempt to cut the lead to two scores sailed left.

Oregon State then ran out the clock for its seventh consecutive victory, its longest streak since 2000. That team went 11-1, defeated Notre Dame in the Fiesta Bowl, and finished No. 4 in the final Associated Press poll.

Earlier, Beaver wide receiver Silas Bolden came up big on an 84-yard scoring drive that extended the OSU lead to 19-3 at 7:40 of the third quarter. He caught a 31-yard pass, ran 18 yards on the next play on a fly sweep to the 1, setting up Uiagalelei's 1-yard touchdown run.

A 31-yard pass to tight end Jack Velling and a 35-yard strike to wide receiver Rhewa Muniyagi Jr. set up the game's first touchdown midway through the second quarter. Uiagalelei tossed a backward pass to left tackle Joshua Gray, who scored untouched from the 3-yard line to make it 12-0. It was the first rushing touchdown by an Oregon State offensive lineman since 1996.

Browning kicked a 52-yard field goal for the Aztecs with 44 seconds left in the second quarter to make it 12-3 at halftime. Browning is now 3-for-4 on 50-yard field goal chances for his career.

The first two Beaver scores came on field goals (48 and 44 yards) by Atticus Sappington. Mayden was 20 of 32 for 256 yards and an interception. Brionne Penny (six receptions) and Mark Redman (four receptions) each logged a career-high 77 receiving yards for SDSU, which was outgained, 475-326, for the game.

San Diego State was outgained on the ground, 191-70, primarily due to negative 50 yards in sacks against Mayden. Armstead rushed for a team-high 48 yards on 11 carries (4.4 avg.).

Zyrus Fiasueu led the Aztecs in tackles for a second straight game, coming up with seven stops and a tackle for loss.

>>SCORING SUMMARY

Qtr	Time	Team	Scoring Play	Plays	TOP	Score
1st	7:57	OSU	Sappington 48-yd field goal	10-60	4:48	0-3
2nd	13:36	OSU	Sappington 44-yd field goal	11-43	3:42	0-6
2nd	8:32	OSU	Gray 3-yd rush (2-pt attempt failed)	6-80	2:48	0-12
2nd	0:44	SDSU	Browning 52-yd field goal	8-31	1:21	3-12
3rd	7:40	OSU	Uiagalelei 1-yd rush (Sappington kick)	7-84	3:36	3-19
4th	9:01	SDSU	Armstead 6-yd rush (2-pt attempt failed)	9-57	5:08	9-19
4th	8:48	OSU	Gould 75-yd pass / Uiagalelei (Sappington kick)	1-75	0:13	9-26

INDIVIDUAL STATISTICS

>>SAN DIEGO STATE

Rushing	Att	Yds	TD	Long	Avg
Armstead	11	48	1	10	4.4
Christon	7	14	0	9	2.0
Mayden	14	9	0	24	0.6
Davis	2	-1	0	1	-0.5
Totals	34	70	1	24	2.1

Passing	C-A-I	Yds	TD	Long	Sack
Mayden	20-32-1	256	0	29	6
Totals	20-32-1	256	0	29	6

Receiving	No.	Yds	TD	Long
Penny	6	77	0	24
Redman	4	77	0	29
Christon	4	19	0	16
Brooks	2	34	0	24
Wesley	2	22	0	17
Armstead	1	7	0	7
Davis	1	5	0	5
Totals	20	256	0	29

>>OREGON STATE

Rushing	Att	Yds	TD	Long	Avg
Martinez	15	102	0	43	6.8
Fenwick	10	49	0	11	4.9
Bolden	1	18	0	18	18.0
Uiagalelei	3	17	1	14	5.7
Gould	1	4	0	4	4.0
Gray	1	3	1	3	3.0
TEAM	1	-2	0	0	-2.0
Totals	32	191	2	43	6.0

Passing	C-A-I	Yds	TD	Long	Sack
Uiagalelei	14-30-2	284	1	75	0
Totals	14-30-2	284	1	75	0

Receiving	No.	Yds	TD	Long
Gould	3	97	1	75
Bolden	3	41	0	31
Noga	3	32	0	19
Velling	2	51	0	31
Muniyagi Jr.	1	35	0	35
Walker	1	24	0	24
Martinez	1	4	0	4
Totals	14	284	1	75

Game 5

BOISE STATE	0	17	10	7	-	34
SAN DIEGO STATE	7	10	0	14	-	31

Sept. 22 | Snapdragon Stadium | San Diego, Calif. | 7:32 p.m. PT | Attendance: 23,374



TEAM STATISTICS

	BS	SDSU
FIRST DOWNS	19	22
Rushing	12	10
Passing	7	11
Penalty	0	1
NET YARDS RUSHING	241	166
Rushing Attempts	41	40
Average Per Rush	5.9	4.2
Rushing Touchdowns	3	3
Yards Gained Rushing	264	174
Yards Lost Rushing	23	8
NET YARDS PASSING	162	273
Completions-Attempts-Int	12-22-0	17-23-0
Average Per Attempt	7.4	11.9
Average Per Completion	13.5	16.1
Passing Touchdowns	1	1
TOTAL OFFENSE YARDS	403	439
Total offense plays	63	63
Average Gain Per Play	6.4	7.0
Fumbles: Number-Lost	0-0	2-2
Penalties: Number-Yards	4-35	5-23
PUNTS-YARDS	5-254	3-120
Average Yards Per Punt	50.8	40.0
Net Yards Per Punt	38.6	40.3
Inside 20	3	0
50+ Yards	3	0
Touchbacks	0	0
Fair Catch	0	1
KICKOFFS-YARDS	7-404	5-310
Average Yards Per Kickoff	57.7	62.0
Net Yards Per Kickoff	31.4	36.8
Touchbacks	3	0
Fair Catch Yards	0	0
Punt returns: Number-Yards-TD	1-(-1)-0	3-61-0
Average Per Return	-1.0	20.3
Kickoff returns: Number-Yds-TD	4-101	3-104
Average Per Return	25.3	34.7
Interceptions: Number-Yds-TD	0-0-0	0-0-0
Fumble Returns: Number-Yds-TD	0-0-0	0-0-0
Miscellaneous Yards	0	0
Possession Time	27:50	32:10
1st Quarter	4:12	10:48
2nd Quarter	6:47	8:13
3rd Quarter	7:48	7:12
4th Quarter	9:03	5:57
Third-Down Conversions	5 of 13	7 of 13
Fourth-Down Conversions	1 of 1	0 of 0
Red-Zone Scores-Chances	4-4	4-5
Touchdowns	2-4	3-5
Field goals	2-4	1-5
Sacks By: Number-Yards	1-6	1-11
PAT Kicks	4-4	4-4
Field Goals	2-2	1-2
Points off turnovers	7	0

▶▶ GAME NOTES

Team Notes

- San Diego State lost its conference opener for just the third time in the last 11 years.
- The Aztecs fell to 9-2 in their last 11 Mountain West home openers.
- SDSU fell to 20-7 in games played in September since the start of the 2016 campaign.
- San Diego State dropped to 74-33 (.692) since the start of the 2015 season.
- The Aztecs saw their 13-game winning streak snapped and 14-game winning streak snapped under Brady Hoke when scoring at least 30 points. SDSU is now 22-3 under Hoke when scoring at least 30 points.
- San Diego State fell to 63-15 since 2015 when scoring at least 20 points (2-1 this year).
- The Aztecs fell to 2-1 on the season in games decided by eight points or less (14-10 under Brady Hoke).
- SDSU dropped to 1-1 on the year and 23-7 under Brady Hoke when scoring first.
- San Diego State fell to 1-1 on the season and 19-12 under Brady Hoke when leading after the first quarter.
- The Aztecs had a season-high 439 yards of total offense, slipping to 19-6 under Brady Hoke when gaining at least 400 yards.
- SDSU had more time of possession than its opponent for a fourth straight game. San Diego State is now 25-8 under Brady Hoke when outpossessing its opponent.
- The Aztecs had their 10-game winning streak snapped when having more first downs and more time of possession than their opponent. SDSU is now 21-3 when having more first downs and possessing the ball longer than its opponent.
- San Diego State had its highest passing yards per attempt (11.87) since a 12.20 mark at Arizona on Sept. 11, 2021.

Aztecs Edged by Boise State, 34-31

SAN DIEGO -- San Diego State opened its Mountain West schedule on a sour note, dropping a hard-fought 34-31 decision to Boise State at Snapdragon Stadium.

Missed tackles, untimely penalties and two crucial fumbles ultimately contributed to the Aztecs' downfall, despite the host school maintaining the edge in total offense (439-403) and time of possession (32:10 to 27:50).

However, SDSU was unable to contain the exploits of Bronco running back Ashton Jeanty, who rushed for 205 yards and two touchdowns on 23 carries, adding 49 yards on four receptions to account for nearly 63 percent of BS's output.

Quarterback Jaylen Mayden completed 16 of 22 passes for 241 yards and one touchdown for the Aztecs (2-3, 0-1 MW), running for another score to finish with a team-high 85 yards rushing in 16 attempts.

Wide receiver Baylin Brooks set a career high with 117 yards and one touchdown on five receptions, matching the production of Brionne Penny, who also made five grabs for 97 yards. Brooks became the first Aztec true freshman since Az Hakim in 1994 to record a 100-yard receiving game and just the fourth true freshman in SDSU's Division I history (since 1969).

However, Mayden twice turned the ball over, fumbling at the goal line on SDSU's opening possession before repeating the miscue later in the fourth quarter that led to a Bronco touchdown.

The Broncos (2-2, 1-0 MW) recorded just one first down on their first drive before Dez Malone returned the ensuing punt 36 yards, giving the Aztecs excellent field position at their own 48. Six plays later, Mayden threaded a pass to Brooks along the right sideline, as the true freshman sprinted 34 yards to the end zone for his first career touchdown that put the host school in front, 7-0, at the 7:37 mark of the first quarter.

On its first march of the second quarter, Boise State knotted the score with just over three minutes elapsed when Taylen Green connected with Eric McAlister in the left corner of the end zone on a 25-yard touchdown pass to cap a 5-play, 76-yard drive.

SDSU took advantage of a short field on its next foray, taking possession on its own 45-yard line following an unsuccessful squib kick, as the Broncos looked to catch the Aztecs by surprise. After a 37-yard completion to Brooks down to the Boise State 10, however, the drive stalled, forcing the Scarlet and Black to settle for a 22-yard field goal by Jack Browning, which put the hosts back on top, 10-7, at the 9:13 mark.

Boise State needed just four plays to take the lead, as Jeanty burst up the middle and broke away for a 58-yard touchdown scamper with 7:13 left in the period.

SDSU responded on its ensuing drive, advancing 75 yards in seven plays to vault back in front, 17-14, on a 2-yard run by Jaylon Armstead.

However, the lead proved to be short-lived, as Boise State tied the score on a 29-yard field goal by Jonah Dalmas with just 22 seconds before intermission to cap an 11-play, 72-yard march.

Boise State answered a missed field goal by the Aztecs with a 27-yard Dalmas field goal with 4:52 left in the third quarter.

On the first snap of the Aztecs' next possession, Jayden Virgin recovered a Mayden fumble at the SDSU 26. Four plays later, Green sprinted around left end on third-and-goal from the 10, giving the visitors a 27-17 advantage with 3:05 to go in the period.

The Aztecs answered with their longest drive of the season, marching 92 yards in 10 plays, punctuated by Armstead's 10-yard blast up the middle on the second play of the fourth quarter that trimmed the margin to 27-24.

The teams exchanged punts before Boise State put the game essentially out of reach with Jeanty's 6-yard touchdown run with 2:02 left on the clock.

SDSU fought to the end with a 72-yard march in seven plays, culminating in Mayden's 10-yard touchdown run, which narrowed the gap to 34-31 with just 42 seconds remaining. However, the Broncos ran out the clock after recovering the ensuing onside kick.

>>> SCORING SUMMARY

Qtr	Time	Team	Scoring Play	Plays	TOP	Score
1st	7:37	SDSU	Brooks 35-yd pass f/Mayden (Browning kick)	6-52	3:23	7-0
2nd	11:58	BS	McAllister 25-yd pass f/Green (Dalmas kick)	5-76	11:58	7-7
2nd	9:13	SDSU	Browning 22-yd field goal	6-50	2:45	10-7
2nd	7:13	BS	Jeanty 58-yd rush (Dalmas kick)	4-79	1:55	10-14
2nd	2:48	SDSU	Armstead 2-yd rush (Browning kick)	7-75	4:25	17-14
2nd	0:22	BS	Dalmas 29-yd field goal	11-72	2:22	17-17
3rd	4:52	BS	Dalmas 27-yd field goal	9-68	4:19	17-20
3rd	3:05	BS	Green 10-yd rush (Dalmas kick)	4-26	1:37	17-27
4th	14:17	SDSU	Armstead 10-yd rush (Browning kick)	10-92	3:43	24-27
4th	2:02	BS	Jeanty 6-yd rush (Dalmas kick)	11-50	4:52	24-34
4th	0:42	SDSU	Mayden 10-yd rush (Browning kick)	7-72	1:15	31-34

INDIVIDUAL STATISTICS

>>> BOISE STATE

Rushing	Att	Yds	TD	Long	Avg
Jeanty	23	205	2	58	8.9
Green	11	25	1	10	2.3
Dubar	5	13	0	4	2.6
TEAM	2	-2	0	0	-1.0
Totals	41	241	3	58	5.9

Passing	C-A-I	Yds	TD	Long	Sack
Green	12-22-0	162	1	39	1
Totals	12-22-0	162	1	39	1

Receiving	No.	Yds	TD	Long
McAlister	5	90	1	39
Jeanty	4	49	0	37
Cobbs	1	14	0	14
Smith	1	6	0	6
Bowens	1	3	0	3
Totals	12	162	1	39

>>> SAN DIEGO STATE

Rushing	Att	Yds	TD	Long	Avg
Mayden	16	85	1	16	5.3
Christon	12	44	0	13	3.7
Armstead	10	35	2	10	3.5
Davis	1	2	0	2	2.0
Blake	1	0	0	0	0.0
Totals	40	166	3	16	4.2


Passing	C-A-I	Yds	TD	Long	Sack
Mayden	16-22-0	241	1	37	1
Blake	1-1-0	32	0	32	0
Totals	17-23-0	273	1	37	1

Receiving	No.	Yds	TD	Long
Brooks	5	117	1	37
Penny	5	97	0	36
Redman	2	29	0	15
Blake	1	12	0	12
Harpole	1	6	0	6
Nicholson	1	5	0	5
Christon	1	4	0	4
Armstead	1	3	0	3
Totals	17	273	1	37

Game 6

SAN DIEGO STATE	0	10	0	0	-	10
AIR FORCE	0	21	21	7	-	49

Sept. 30 | Falcon Stadium | USAFA, Colo. | 6:02 p.m. MT | Attendance: 24,869



TEAM STATISTICS

	SDSU	AFA
FIRST DOWNS	14	24
Rushing	8	17
Passing	6	6
Penalty	0	1
NET YARDS RUSHING	105	287
Rushing Attempts	30	52
Average Per Rush	3.5	5.5
Rushing Touchdowns	0	4
Yards Gained Rushing	117	300
Yards Lost Rushing	12	13
NET YARDS PASSING	122	189
Completions-Attempts-Int	13-25-1	6-7-0
Average Per Attempt	4.9	27.0
Average Per Completion	9.4	31.5
Passing Touchdowns	1	2
TOTAL OFFENSE YARDS	227	476
Total offense plays	55	59
Average Gain Per Play	4.1	8.1
Fumbles: Number-Lost	0-0	0-0
Penalties: Number-Yards	5-34	1-5
PUNTS-YARDS	5-232	1-45
Average Yards Per Punt	46.4	45.0
Net Yards Per Punt	46.4	25.0
Inside 20	2	0
50+ Yards	1	0
Touchbacks	0	1
Fair catch	2	0
KICKOFFS-YARDS	2-130	8-518
Average Yards Per Kickoff	65.0	64.8
Net Yards Per Kickoff	40.0	42.8
Touchbacks	0	1
Fair Catch Yards	2	0
Punt returns: Number-Yards-TD	0-0-0	0-0-0
Average Per Return	0.0	0.0
Kickoff returns: Number-Yds-TD	2-26-0	0-0-0
Average Per Return	13.0	0.0
Interceptions: Number-Yds-TD	0-0-0	1-31-0
Fumble Returns: Number-Yds-TD	0-0-0	0-0-0
Miscellaneous Yards	0	0
Possession Time	27:55	32:05
1st Quarter	11:11	3:49
2nd Quarter	4:44	10:16
3rd Quarter	3:59	11:01
4th Quarter	8:01	6:59
Third-Down Conversions	4 of 13	4 of 8
Fourth-Down Conversions	3 of 4	2 of 2
Red-Zone Scores-Chances	0-0	4-4
Touchdowns	0-0	4-4
Field goals	0-0	0-4
Sacks By: Number-Yards	0-0	1-7
PAT Kicks	1-1	7-7
Field Goals	1-1	0-0
Points off turnovers	0	7

▶▶ GAME NOTES

Big Notes

- San Diego State had its four-game winning streak snapped at Air Force (last loss at Falcon Stadium was Sept. 26, 2009 - the first season of Brady Hoke's first head coaching stint at SDSU).
 - The Aztecs have lost two straight in the series to Air Force for the first time since a three-game stretch from 2007-09.
 - SDSU has won nine of the last 11 meetings between the two teams.
 - San Diego State lost its Mountain West road opener for just the second time in the last nine seasons.
 - The Aztecs fell to 74-34 (.685) since the start of the 2015 season.
 - SDSU fell to 47-19 (.712) in its last 66 regular-season games against Mountain West opponents.
 - San Diego State fell to 20-8 in games played in September since the start of the 2016 campaign.
 - K Jack Browning made a 61-yard field goal at the end of the first half. It was a school record, Mountain West record, Falcon Stadium record, tied for the longest field goal in the country this season and tied for the 20th longest in NCAA history.
- Team Notes**
- SDSU had a 17-play, 9:32 drive in the first half, its longest drive in terms of plays and time since a 17-play, 10:31 drive against Towson on Sept. 25, 2021.
 - San Diego State fell to 1-2 on the season and 23-8 under Brady Hoke when scoring first.
- Series Notes**
- San Diego State dropped to 18-21 all-time against the Falcons.
 - The Aztecs are now 8-12 all-time at Air Force.
 - Head coach Brady Hoke fell to 3-3 all-time against Air Force.

SDSU Suffers 49-10 Loss at Undefeated Air Force

USAFA, Colo. -- Zac Larrier threw two long touchdown passes, Emmanuel Michel added a pair of touchdown runs and Air Force cruised to a 49-10 victory over San Diego State at Falcon Stadium.

The Aztecs (2-4, 0-2 MW) had won nine of the previous 10 meetings with the Falcons (5-0, 3-0 MW) and four straight at Falcon Stadium before falling by its largest margin in the series since 1987.

Neither team scored until Jalen Mayden directed a 17-play, 80-yard drive, capped off with his 21-yard touchdown pass to Joshua Nicholson to give SDSU a 7-0 lead. San Diego State grinded out 9 minutes, 32 seconds of clock time on the drive, successfully converting two fourth-down opportunities.

AFA, however, which only had the ball for 3:49 in the first quarter, answered with three straight touchdown drives.

Cade Harris pulled Air Force even at 7-7 with 10:31 remaining in the first half. AFA used a 34-yard run by Larrier to get into Aztec territory. Later in the drive on a fourth-and-4 situation, Larrier rolled out to his right and found Harris for a 28-yard strike to get to the SDSU 2-yard line. Two plays later Harris punched it in to tie the game.

After a three-and-out, the Falcons marched 53 yards on nine plays with Michel rushing it in from two yards out to give AFA a lead it would never relinquish.

After forcing San Diego State to punt, Air Force got the ball back late in the first half and took it 80 yards on six plays before Michel pounded it in from three yards. The touchdown followed a 26-yard pass from Larrier to a wide-open Jared Roznos.

With just 43 seconds left, the Aztecs got into Falcon territory, thanks mainly to a 22-yard dump off from Mayden to Kenan Christon and a 7-yard pass from Mayden to Brionne Penny on a fourth-and-3 play. Before Jack Browning could attempt a 56-yard field goal to end the first half, Drew Azzopardi was whistled for a false start penalty. Undeterred, Browning knocked it from 61 yards to bring SDSU to within 11 at 21-10 at the half. The 61-yard field goal was a school record, Mountain West record, tied for the longest kick in FBS play this season and tied for the 20th in FBS history.

AFA put the game out of reach by the 7:09 mark of the third quarter. Larrier teamed up with Harris for a 54-yard touchdown and, after forcing a three-and-out, fired a 53-yard scoring strike to Roznos.

On San Diego State's next offensive play, Mayden was picked by Trey Taylor, who returned it 30 yards for a touchdown to put Air Force up, 42-10.

Following another three-and-out for the Aztecs, Jensen Jones completed a 16-play, 82-yard drive that took 10:20 off the clock with a 4-yard touchdown run.

SDSU got into Falcon territory on its ensuing possession but facing a fourth-and-1 on the AFA 28, Jaylon Armstead's rush was stopped by a swarming Air Force defense.

Larrier finished with 189 yards on 6-of-7 passing for the Falcons, and carried eight times for 103 yards.

Mayden completed 13 of 24 passes for 122 yards with one touchdown and one interception for San Diego State. Christon led the Aztecs with 58 rushing yards.

Zyrus Fieseu led the SDSU defense with nine tackles as San Diego State lost its MW road opener for just the second time in the last nine seasons.

The Aztecs fell to 47-19 (.712) in their last 66 regular-season games against the MW.

SDSU now trails the all-time series with AFA, 21-18.

>>> SCORING SUMMARY

Qtr	Time	Team	Scoring Play	Plays	TOP	Score
2nd	13:34	SDSU	Nicholson 21-yd pass f/ Mayden (Browning kick)	17-80	9:32	7-0
2nd	10:31	AFA	Harris 7-yd rush (Dapore kick)	7-75	3:03	7-7
2nd	4:21	AFA	Michel 2-yd rush (Dapore kick)	9-53	5:04	7-14
2nd	0:43	AFA	Michel 3-yd rush (Dapore kick)	6-80	2:09	7-21
2nd	0:00	SDSU	Browning 61-yd field goal	8-31	0:43	10-21
3rd	12:04	AFA	Harris 54-yd pass f/ Zarrier (Dapore kick)	6-75	2:56	10-28
3rd	7:18	AFA	Roznos 53-yd pass f/ Zarroer (Dapore kick)	6-79	3:00	10-35
3rd	7:09	AFA	Taylor 30-yd interception (Dapore kick)	--	--	10-42
4th	9:45	AFA	Jones 4-yd rush (Dapore kick)	16-85	10:20	10-49

INDIVIDUAL STATISTICS

>>> SAN DIEGO STATE						>>> AIR FORCE					
Rushing	Att	Yds	TD	Long	Avg	Rushing	Att	Yds	TD	Long	Avg
Christon	14	58	0	22	4.1	Larrier	8	103	0	41	12.9
Armstead	7	18	0	11	2.6	Michel	18	78	2	8	4.3
Mayden	4	17	0	17	4.2	Harris	4	28	1	9	7.0
Davis	2	8	0	6	4.0	Carson	5	27	0	10	5.4
Blake	3	4	0	3	1.3	Eldridge III	4	24	0	14	6.0
Totals	30	105	0	22	3.5	Burk	5	20	0	9	4.0
						Jones	3	10	1	4	3.3
Passing	C-A-I	Yds	TD	Long	Sack	Calvert	1	2	0	2	2.0
Mayden	13-24-1	122	1	21	1	Alexander	1	0	0	0	0.0
Team	0-1-0	0	0	0	0	TEAM	3	-5	0	0	-1.7
Totals	13-25-1	122	1	21	1	Totals	52	287	4	41	5.5
Receiving	No.	Yds	TD	Long		Receiving	No.	Yds	TD	Long	
Redman	2	27	0	21		Larrier	6	70	2	54	0
Christon	2	18	0	11		Totals	6	70	2	54	9
Blake	2	11	0	7							
Penny	2	9	0	7							
Nicholson	1	21	1	21		Harris	2	82	1	54	
Brooks	1	16	0	16		Roznos	2	79	1	53	
Harpole	1	8	0	9		Engel	1	18	0	18	
Armstead	1	6	0	6		Rillos	1	10	0	10	
Davis	1	6	0	6		Totals	6	189	2	54	54
Totals	13	122	1	21							

Game 7

SAN DIEGO STATE	10	7	3	21	-	41
HAWAI'I	0	14	10	10	-	34

Oct. 14 | Clarence T.C. Ching Complex | Honolulu, Hawaii | 5:02 p.m. HT | Attendance: 10,039



TEAM STATISTICS

	SDSU	UH
FIRST DOWNS	17	19
Rushing	10	4
Passing	7	14
Penalty	0	1
NET YARDS RUSHING	157	53
Rushing Attempts	43	14
Average Per Rush	3.7	3.8
Rushing Touchdowns	3	1
Yards Gained Rushing	167	57
Yards Lost Rushing	10	4
NET YARDS PASSING	221	427
Completions-Attempts-Int	18-24-1	29-48-1
Average Per Attempt	9.2	8.9
Average Per Completion	12.3	14.7
Passing Touchdowns	1	3
TOTAL OFFENSE YARDS	378	480
Total offense plays	67	62
Average Gain Per Play	5.6	7.7
Fumbles: Number-Lost	1-0	3-3
Penalties: Number-Yards	1-15	2-11
PUNTS-YARDS	4-224	4-145
Average Yards Per Punt	56.0	36.3
Net Yards Per Punt	54.2	27.8
Inside 20	3	0
50+ Yards	3	2
Touchbacks	0	1
Fair Catch	1	0
KICKOFFS-YARDS	8-519	6-390
Average Yards Per Kickoff	64.9	65.0
Net Yards Per Kickoff	41.1	44.0
Touchbacks	6	3
Fair Catch Yards	0	0
Punt returns: Number-Yards-TD	2-31-0	2-7-0
Average Per Return	15.5	3.5
Kickoff returns: Number-Yds-TD	3-51	2-49
Average Per Return	17.0	24.5
Interceptions: Number-Yds-TD	1-70-1	1-5-0
Fumble Returns: Number-Yds-TD	0-0-0	0-0-0
Miscellaneous Yards	0	0
Possession Time	36:08	23:52
1st Quarter	9:02	5:58
2nd Quarter	6:55	8:05
3rd Quarter	9:17	5:43
4th Quarter	10:54	4:06
Third-Down Conversions	5 of 14	6 of 12
Fourth-Down Conversions	0 of 1	0 of 1
Red-Zone Scores-Chances	5-5	3-3
Touchdowns	3-5	3-3
Field goals	5-5	0-3
Sacks By: Number-Yards	1-1	0-0
PAT Kicks	5-5	4-4
Field Goals	2-2	2-2
Points off turnovers	21	0

▶▶ GAME NOTES

Big Notes

- San Diego State snapped a four-game losing streak.
- The Aztecs won their 33rd consecutive game when forcing at least three turnovers.
- The 75 points were the most combined in a SDSU game since a 42-35 loss (77 total points) to Army West Point in the 2017 Armed Forces Bowl.
- The 75 points were the most combined in an Aztec win since a 45-40 (85 total points) vs. California on Sept. 10, 2016.
- San Diego State scored a season-high 41 points.
- SDSU won its 20th consecutive game when scoring at least 40 points. San Diego State is 9-0 under Brady Hoke when scoring at least 40 points.
- SDSU scored 21 points in the fourth quarter, tied for its second-most points in a fourth quarter since at least 2000. Only a 22-point fourth quarter in a 34-30 victory at San Jose State on Nov. 9, 2013 were there more fourth-quarter points by San Diego State since at least 2000.
- SDSU beat Hawai'i for the 10th time in the last 12 meetings (10-2).
- San Diego State has now won 28 of its last 34 games (28-6) played in the month of October (since Oct. 10, 2014).
- The Aztecs improved to 48-19 (.716) in its last 67 regular-season games against Mountain West opponents.
- SDSU improved to 75-34 (.688) since the start of the 2015 season.
- San Diego State improved to 64-15 since 2015 when scoring just 20 or more points.
- S **Deshawn McCuin** scored on a 70-yard interception return, the 16th by an Aztec since 2014.
- WR **Mekhi Shaw** set a career high with 126 receiving yards, his second career 100-yard receiving game.
- San Diego State improved to 25-11-2 all-time against Hawai'i.

SDSU Downs Hawai'i, 41-34, in Late-Night Thriller

HONOLULU -- Freshman Lucky Sutton scored his first two career touchdowns, Mekhi Shaw caught six passes for 126 yards and a touchdown, and Deshawn McCuin returned an interception 70 yards for a touchdown to help San Diego State snap a four-game losing streak with a 41-34 victory at Hawai'i Saturday night at Clarence T.C. Ching Complex in Honolulu.

The Aztecs (3-4, 1-2 MW) jumped out to a 17-0 lead before allowing the Rainbow Warriors (2-5, 0-2 MW) to rally back and take a 24-20 advantage into the fourth quarter. SDSU, however, scored 21 points in the final quarter to win for the 10th time in the last 12 meetings against UH.

San Diego State forced four turnovers in the game, and dominated Hawai'i in both time of possession (36:08-23:52) and average field position (SDSU42-to-UH23).

Eric Butler blocked a Rainbow Warrior punt after a three-and-out to start the game, setting up the Aztecs at the UH 13-yard line. SDSU, however, had to settle for a 22-yard field goal by Jack Browning.

Browning later pinned Hawai'i to its own 8-yard line on a punt, setting up San Diego State in good field position. Six plays later Sutton pounded it in from the 1-yard line for his first career touchdown, which came on his first attempt of the season and just the third of his career. The drive was helped by a 30-yard pass from Jalen Mayden to Shaw.

Mayden was intercepted to begin the second quarter, giving the Rainbow Warriors good field position on the Aztec 43. Later in the drive, UH quarterback Brayden Schager was picked off by McCuin, who raced 70 yards untouched for his first career touchdown.

Hawai'i answered with a 10-play, 91-yard drive, ending with a 17-yard TD strike from Schager to Pofele Ashlock.

After a three-and-out by SDSU, the visitors got the ball right back when Browning's 39-yard punt was muffed by Steven McBride and recovered by San Diego State's Zyrrus Fiasue on the Rainbow Warrior 43. Browning's 50-yard field goal attempt, however, was no good, keeping it a 17-7 game.

UH quickly responded with three-play, 67-yard drive, starting with a 62-yard pass from Schager to McBride. Two plays later Schager connected with an 8-yard pass to Alex Perry to trim the Aztec lead to three points at halftime.

Hawai'i tied it with a 46-yard field goal by Matt Shipley with 8:34 remaining in the third quarter.

On its ensuing drive, SDSU went 68 yards on 13 plays, but was limited to a 24-yard chip field goal by Browning to put San Diego State back on top at 20-17.

Schager connected with Nick Cenacle on a 52-yard touchdown pass-and-catch on the final play of the third quarter that gave the Rainbow Warriors their first lead of the game at 24-20.

The lead would last just over a minute, however, as Mayden found a wide-open Shaw, who raced the final 35 yards down the right sideline for a 69-yard touchdown that put the Aztecs up, 27-24, with 13:33 left in the game.

SDSU then got the ball right back on a UH fumble and Sutton punched it in from two yards out to make it 34-24 with 12:27 remaining.

Schager completed another 65-yard pass to McBride and Landon Sims ran it in to close the gap with 10:22 left. San Diego State got all the way to the Hawai'i 21, but Mayden was stuffed on a fourth-and-1 situation.

On the second play of the ensuing drive for the Rainbow Warriors, Ryan Henderson stripped Sims and recovered the fumble on the UH 23. Five plays after Jaylon Armstead bodied it in from a yard out to make it 41-31 Aztecs.

Hawai'i quickly got into SDSU territory but settled for a 47-yard field goal by Shipley after a first-down spike with 2:11 remaining.

Sutton gained 12 yards in two plays to put the game away with a San Diego State kneel. Mayden completed 18 of 24 passes for 221 yards and tied Cam Davis with a team-high 53 yards on the ground.

The 75 points were the most combined in an Aztec game since a 42-35 loss (77 total points) to Army West Point in the 2017 Armed Forces Bowl and the most combined in an Aztec win since a 45-40 (85 total points) vs. California on Sept. 10, 2016.

>> SCORING SUMMARY

Qtr	Time	Team	Scoring Play	Plays	TOP	Score
1st	12:12	SDSU	Browning 22-yd field goal	4-8	1:58	3-0
1st	4:16	SDSU	Sutton 1-yd rush (Browning kick)	6-43	3:16	10-0
2nd	12:25	SDSU	McCuin 70-yd interception (Browning kick)	-	-	17-0
2nd	7:49	UH	Ashlock 17-yd pass f/Schager (Shipley kick)	10-91	4:30	17-7
2nd	1:30	UH	Perry 8-yd pass f/Schager (Shipley kick)	3-67	1:29	17-14
3rd	8:34	UH	Shipley 46-yd field goal	10-64	4:27	17-17
3rd	0:56	SDSU	Browning 24-yd field goal	13-68	7:38	20-17
3rd	0:00	UH	Cenacle 52-yd pass f/Schager (Shipley kick)	3-75	0:56	20-24
4th	13:33	SDSU	Shaw 69-yd pass f/Mayden (Browning kick)	3-76	1:18	27-24
4th	12:27	SDSU	Sutton 2-yd rush (Browning kick)	3-24	0:49	34-24
4th	10:22	UH	Sims 1-yd rush (Shipley kick)	3-75	2:05	34-31
4th	2:11	SDSU	Armstead 1-yd rush (Browning kick)	5-23	2:56	41-31
4th	0:59	UH	Shipley 47-yd field goal	6-45	1:12	41-34

INDIVIDUAL STATISTICS

>> SAN DIEGO STATE

Rushing	Att	Yds	TD	Long	Avg
Mayden	13	53	0	15	4.1
Davis	10	53	0	25	5.3
Sutton	7	23	2	9	3.3
Blake	3	14	0	11	4.7
Armstead	5	9	1	3	1.8
Christon	4	6	0	3	1.5
TEAM	1	-1	0	0	-1.0
Totals	43	157	3	25	3.7

Passing	C-A-I	Yds	TD	Long	Sack
Mayden	18-24-1	221	1	69	0
Totals	18-24-1	221	1	69	0

>> HAWAI'I

Rushing	Att	Yds	TD	Long	Avg
Bryant-Lelei	4	24	0	11	6.0
Schager	3	19	0	10	6.0
Sims	5	10	1	5	1.9
Johnson	1	1	0	1	1.0
Totals	14	53	1	11	3.8

Passing	C-A-I	Yds	TD	Long	Sack
Schager	29-47-1	427	3	65	1
TEAM	0-1-0	0	0	0	0
Totals	29-48-1	427	3	65	0

Receiving	No.	Yds	TD	Long
Ashlock	8	68	1	28
McBride	5	157	0	65
Panoke	4	54	0	17
Cenacle	3	100	1	52
Nishigaya	2	11	0	5
Johnson	2	7	0	7
Mokiao-Atmalata	1	9	0	9
Perry	1	8	1	8
Sims	1	7	0	7
Pupuno	1	6	0	6
Totals	29	427	3	65

Game 8

NEVADA	3	3	0	0	-	6
SAN DIEGO STATE	0	0	0	0	-	0

Oct. 14 | Snapdragon Stadium | San Diego State | 6:05 p.m. PT | Attendance: 27,122



TEAM STATISTICS

	NEVADA	SDSU
FIRST DOWNS	17	11
Rushing	10	8
Passing	4	2
Penalty	3	1
NET YARDS RUSHING	144	157
Rushing Attempts	39	39
Average Per Rush	3.7	4.0
Rushing Touchdowns	0	0
Yards Gained Rushing	176	165
Yards Lost Rushing	32	8
NET YARDS PASSING	98	47
Completions-Attempts-Int	9-22-0	6-14-0
Average Per Attempt	4.5	3.4
Average Per Completion	10.9	7.8
Passing Touchdowns	0	0
TOTAL OFFENSE YARDS	242	204
Total offense plays	61	53
Average Gain Per Play	4.0	3.8
Fumbles: Number-Lost	0-0	2-1
Penalties: Number-Yards	10-58	7-80
PUNTS-YARDS	6-208	6-258
Average Yards Per Punt	34.7	43.0
Net Yards Per Punt	33.8	39.2
Inside 20	1	3
50+ Yards	1	1
Touchbacks	0	1
Fair catch	1	3
KICKOFFS-YARDS	2-128	1-59
Average Yards Per Kickoff	64.0	59.0
Net Yards Per Kickoff	44.0	45.0
Touchbacks	1	0
Fair Catch Yards	0	0
Punt returns: Number-Yards-TD	1-3-0	2-5-0
Average Per Return	3.0	2.5
Kickoff returns: Number-Yds-TD	1-14-0	1-15-0
Average Per Return	14.0	15.0
Interceptions: Number-Yds-TD	0-0-0	0-0-0
Fumble Returns: Number-Yds-TD	0-0-0	0-0-0
Miscellaneous Yards	0	0
Possession Time	30:14	29:46
1st Quarter	8:32	6:28
2nd Quarter	6:09	8:51
3rd Quarter	8:28	6:32
4th Quarter	7:05	7:55
Third-Down Conversions	3 of 12	0 of 10
Fourth-Down Conversions	0 of 0	1 of 3
Red-Zone Scores-Chances	1-1	0-1
Touchdowns	0-1	0-1
Field goals	1-1	0-1
Sacks By: Number-Yards	1-6	3-26
PAT Kicks	0-0	0-0
Field Goals	2-4	0-1
Points off turnovers	0	0

▶▶ GAME NOTES

Big Notes

- San Diego State was shut out for the first time since a 27-0 loss to Ohio in the 2018 Frisco Bowl (Dec. 19).
- The Aztecs have been shut out just twice in the last 213 games (streak started on Nov. 25, 2006).
- The six combined points are tied for the fewest in an Aztec game in their Division I history (since 1969) (also a 6-0 win over Weber State on Aug. 31, 2019) and are the fewest in any SDSU game featuring two FBS teams.
- The 446 combined yards were the fewest in a San Diego State game since SDSU and Colorado totaled 427 on Nov. 28, 2020 (Colorado won, 20-10).
- San Diego State has held its opponent to single digits 21 times since 2015 (110 games) and to 10 or less points 31 times over that span.
- The Aztecs dropped to 28-7 in their last 35 games played in the month of October (since Oct. 10, 2014).

Team Notes

- The Aztecs allowed just three points in the first quarter. It was the fifth straight first quarter that SDSU did not allow a touchdown.
- San Diego State has gone 11 straight games without allowing more than seven points in the first quarter and have allowed seven or fewer points in 19 of the last 20 first quarters.
- SDSU has now held six of its last 18 opponents without a touchdown in the first half (dating back to last season).
- San Diego State didn't allow a second-half point for the first time since a 34-10 win at New Mexico on Nov. 18, 2022, for a second straight game against Nevada and for the fourth time since the beginning of the 2022 season (21 games).

Aztecs Stymied in 6-0 Loss to Nevada

SAN DIEGO -- San Diego State suffered its first shutout in nearly five years after falling to Nevada 6-0 in a defensive struggle Saturday at Snapdragon Stadium.

With the loss, the Aztecs were blanked for the first time since the 2018 Frisco Bowl vs. Ohio (27-0), dropping to 3-5 on the season and 1-3 in Mountain West play, while the Wolf Pack (1-6, 1-2 MW) snapped a 16-game losing streak dating back to last season.

SDSU was 0-for-10 on third-down conversions and came up empty on two of three fourth-down opportunities in Nevada territory.

In addition, the Aztecs passed for just 47 yards on 6-of-14 completions by Jalen Mayden, finishing with 204 yards of total offense for the night.

Still, SDSU had a chance to take the lead late in the fourth quarter after the Wolf Pack's Brandon Talton missed a 48-yard field goal with 8:16 left in the game.

Setting up at their own 30, the Aztecs chewed just over seven minutes off the clock, marching 47 yards in 11 plays to the Nevada 23. Facing a 4th-and-3 situation, however, Mayden fumbled in heavy traffic trying to avoid a sack, and Wolf Pack linebacker Jonathan Maldonado recovered at the 25.

Following the turnover, Nevada ran two plays, gaining one first down, before kneeling twice to end a night of frustration for the Scarlet and Black.

After a three-and-out on the Aztecs' first possession of the game, the Wolf Pack marched 51 yards in 13 plays, culminating in Talton's 39-yard field goal. Quarterback Brendon Lewis accounted for 40 of those yards himself, gaining 21 on three rushing attempts while completing 3-of-5 passes for another 19 yards.

Following an exchange of punts, SDSU drove 41 yards in eight plays, but Jack Browning's 34-yard field goal sailed just outside the left upright at the 11:31 mark of the second quarter.

The Aztecs were unable to take advantage of good field position on their next three possessions in the second quarter.

After an offensive pass interference penalty wiped out a 14-yard gain to the Nevada 35, Mayden was sacked for a six-yard loss on the ensuing snap in a first-and-25 situation, and SDSU was forced to punt three plays later.

The Aztecs set up shop once again at the Wolf Pack 49 on their next foray but were unable to overcome another penalty, this time for an illegal man downfield.

Incredibly, SDSU came away empty on its next drive after starting at the Nevada 44. A quarterback keeper quickly gained seven yards, but the Aztecs netted just two more yards on the ground over the next three plays, turning the ball over on downs when Mayden was stopped a yard short of the marker after calling his own number on a fourth-and-2 from the Nevada 36.

Buoyed by its good fortune, the Wolf Pack extended their lead just before halftime when Talton split the uprights from 37 yards out as the clock expired. Nevada drove 46 yards on their final advance of the half, aided by an SDSU pass interference penalty and a 10-yard rush by Sean Dollars.

After forcing a three-and-out to start the second half, the Aztecs were stymied on their first drive of the third quarter when Mayden's pass to Brionne Penny fell incomplete on a 4th-and-3 play from the Wolf Pack 34.

Later in the period, Nevada had a chance to extend its lead, but Talton's 47-yard field goal attempt hit the left upright.

Mayden led all players with 52 yards rushing on 14 carries, while Sutton finished with 48 yards on 12 attempts in the loss.

Nevada outgained SDSU 242-204 for the game, maintaining a slight edge in time of possession (30:14 to 29:46).

The sloppy contest also featured a combined 17 penalties, with the Wolf Pack getting flagged 10 times for 58 yards, while the Aztecs were whistled on seven occasions for 80 yards.

>>> SCORING SUMMARY

Qtr	Time	Team	Scoring Play	Plays	TOP	Score
1st	7:03	NV	Talton 39-yd field goal	13-51	6:30	3-0
2nd	0:00	NV	Talton 37-yd field goal	6-46	0:50	6-0

INDIVIDUAL STATISTICS

>>> NEVADA

Rushing	Att	Yds	TD	Long	Avg
Dollars	11	49	0	10	4.5
Lewis	13	40	0	16	3.1
Badolato-Birdsell	9	30	0	5	3.3
Bell	4	28	0	10	7.0
TEAM	2	-3	0	0	-1.5
Totals	39	144	0	16	3.7

>>> SAN DIEGO STATE

Rushing	Att	Yds	TD	Long	Avg
Mayden	14	52	0	14	3.7
Sutton	12	48	0	13	4.0
Davis	7	28	0	11	4.0
Christon	5	23	0	10	4.6
Blake	1	6	0	6	6.0
Totals	39	157	0	14	4.0

Passing	C-A-I	Yds	TD	Long	Sack
Lewis	9-22-0	98	0	44	3
Totals	9-22-0	98	0	44	3

Passing	C-A-I	Yds	TD	Long	Sack
Mayden	6-14-0	47	0	19	1
Totals	6-14-0	47	0	19	1

Receiving	No.	Yds	TD	Long
Jackson III	3	21	0	13
Zeidler	2	16	0	9
Campbell	1	44	0	44
Badolato-Birdsell	1	8	0	8
Dollars	1	6	0	6
Bell	1	3	0	3
Totals	9	98	0	44

Receiving	No.	Yds	TD	Long
Penny	2	12	0	12
Davis	2	7	0	4
Shaw	1	19	0	19
Nicholson	1	9	0	9
Totals	6	47	0	19

Game 9

UTAH STATE	0	3	7	7	7/8-	32
SAN DIEGO STATE	0	7	0	10	7/0-	24

Nov. 5 | Snapdragon Stadium | San Diego State | 4:05 p.m. PT | Attendance: 23,096



TEAM STATISTICS

	USU	SDSU
FIRST DOWNS	20	17
Rushing	10	5
Passing	9	11
Penalty	1	1
NET YARDS RUSHING	171	121
Rushing Attempts	44	31
Average Per Rush	3.9	3.9
Rushing Touchdowns	2	0
Yards Gained Rushing	208	142
Yards Lost Rushing	37	21
NET YARDS PASSING	229	263
Completions-Attempts-Int	23-32-0	26-40-1
Average Per Attempt	7.2	6.6
Average Per Completion	10.0	10.1
Passing Touchdowns	2	3
TOTAL OFFENSE YARDS	400	384
Total offense plays	76	71
Average Gain Per Play	5.3	5.4
Fumbles: Number-Lost	1-0	1-0
Penalties: Number-Yards	6-48	9-84
PUNTS-YARDS	7-251	6-285
Average Yards Per Punt	35.9	47.5
Net Yards Per Punt	33.0	43.2
Inside 20	2	3
50+ Yards	1	2
Touchbacks	0	1
Fair Catch	0	4
KICKOFFS-YARDS	4-236	4-244
Average Yards Per Kickoff	59.0	61.0
Net Yards Per Kickoff	40.2	34.8
Touchbacks	0	2
Fair Catch Yards	0	0
Punt returns: Number-Yards-TD	1-6-0	5-35-0
Average Per Return	6.0	7.0
Kickoff returns: Number-Yds-TD	2-55	3-47
Average Per Return	27.5	15.7
Interceptions: Number-Yds-TD	1-62-0	0-0-0
Fumble Returns: Number-Yds-TD	0-0-0	0-0-0
Miscellaneous Yards	0	0
Possession Time	28:30	31:10
1st Quarter	6:33	8:27
2nd Quarter	9:33	5:13
3rd Quarter	6:32	8:22
4th Quarter	5:52	9:08
Third-Down Conversions	8 of 19	7 of 18
Fourth-Down Conversions	1 of 2	0 of 3
Red-Zone Scores-Chances	4-4	4-6
Touchdowns	3-4	3-6
Field goals	1-4	1-6
Sacks By: Number-Yards	1-6	5-25
PAT Kicks	3-3	3-3
Field Goals	1-2	1-2
Points off turnovers	0	0

▶▶ GAME NOTES

Team Notes

- The Aztecs fell to 48-21 (.696) in their last 69 regular-season games against Mountain West opponents.
- SDSU fell to 75-36 (.676) since the start of the 2015 season.
- San Diego State fell to 10-5 all-time in overtime games (2-1 under Brady Hoke).
- The Aztecs shut out their opponent in the first quarter for the fourth time in the last five games.
- SDSU did not allow a touchdown in the first quarter for the sixth straight game.
- San Diego State has now gone 12 straight games without allowing more than seven points in the first quarter and has allowed seven or fewer points in 20 of the last 21 first quarters.
- The Aztecs held an opponent without a first-half touchdown for the second straight game and third time this season.
- SDSU has now held seven of its last 19 opponents without a touchdown in the first half (dating back to last season).
- San Diego State fell to 2-3 on the season and 24-9 under Brady Hoke when scoring first.
- The Aztecs fell to 3-1 on the season and 35-9 under Brady Hoke when leading at halftime.
- SDSU allowed Utah State to score a touchdown with 8:43 left in the third quarter. It was the first touchdown allowed by San Diego State in 97:15 of game time dating back to Oct. 14 at Hawai'i.
- The Aztecs fell to 3-3 on the season in games decided by one score (15-12 under Brady Hoke).
- SDSU dropped to 2-4 in the year and 30-11 under Brady Hoke when committing one or fewer turnovers.
- San Diego State fell to 3-3 on the season and 31-8 under Brady Hoke when its average starting field position was at least its own 30-yard line.

Aztecs Fall in Double Overtime to Utah State

SAN DIEGO -- The San Diego State football team finished with 384 total yards, its most in its last four contests, but an overtime interception spelled doom for the Scarlet and Black in a 32-24 loss to Utah State on Saturday evening at Snapdragon Stadium.

Trailing 17-7 entering the fourth quarter, the Aztecs put together a pair of scoring drives, which included a 10-yard touchdown strike from Jalen Mayden to Kenan Christon and then a 23-yard Jack Browning field goal, with 33 seconds left in regulation, to send the game to overtime.

On its initial possession of overtime, Mayden found Brionne Penny in the corner of the end zone for a 29-yard touchdown and after Browning's extra point was good, SDSU led 24-17.

The Aggies matched SDSU on its first extra possession, putting the ball in the end zone on an 18-yard strike from Cooper Legas to Terrell Vaughn, and with the extra point, the game was tied 24-24.

Utah State (4-5, 2-3 Mountain West) opened the second overtime period with possession and on a second-and-five from the 20, Robert Briggs Jr. busted up the middle for a touchdown. Forced to go for the two-point conversion in the second overtime period, Legas pitched the ball to Vaughn, who found Broc Lane in the back of the endzone to push the Aggies lead to 32-24.

With a chance to tie the game and send it to a third extra period, and facing a fourth down and four yards to go, Mayden's pass attempt to Joshua Nicholson along the sideline was intercepted by the Aggies' Ike Larsen and returned 62 yards to seal the win for Utah State.

San Diego State's 384 yards of total offense, 121 rushing yards and 263 yards through the air, was its most in the last four games and its third highest of the season. Mayden finished 25-of-39 for 265 yards, three touchdowns, and the interception that ended the game. The three scoring strikes equals a career-best, matching his total against San Jose State on November 12, 2022, and his 39 attempts are a season-high.

Lucky Sutton finished with 86 yards on 11 carries to pace the Aztecs runners. Christon had a touchdown reception and set a career-best with eight catches.

Defensively, Cody Moon led the Aztecs (3-6, 1-4 Mountain West) with a season-best 13 tackles, including a career-high 10 solo stops. The 13 tackles are tied for the second most in a game for the junior linebacker, and was one off his career high, set against at Air Force on November 12, 2022.

After a scoreless opening quarter, San Diego State got on the scoreboard with 14:10 to go before the intermission. A six play, 88-yard drive was capped by a nine-yard Mayden to tight end Mark Redman touchdown toss. The key play which set up the score was a 62-yard scamper by Lucky Sutton. It was the longest rush of the season for Sutton and the team. The Aggies, slightly less than four minutes later, got a field goal from William Testa to send the game to the break with SDSU up 7-3.

Coming out of halftime, Utah State got the only score of the third quarter, a 50-yard touchdown pass from Legas to Jalen Royals to put Aggies up 10-7. The visitors pushed the advantage to 17-7 early in the fourth quarter on a 19-yard rush from Davon Booth, which set the stage for the Aztecs comeback to tie the contest and send it to overtime.

>>> SCORING SUMMARY

Qtr	Time	Team	Scoring Play	Plays	TOP	Score
2nd	14:10	SDSU	Redman 9-yd pass f/Mayden (Browning kick)	6-88	3:18	7-0
2nd	10:14	USU	Testa 24-yd field goal	14-68	3:56	7-3
3rd	8:43	USU	Royals 50-yd pass f/Legas (Testa kick)	9-73	3:43	7-10
4th	13:40	USU	Booth 19-yd rush (Testa kick)	7-92	2:25	7-17
4th	7:10	SDSU	Christon 10-yd pass f/Mayden (Browning kick)	9-79	4:08	14-17
4th	0:36	SDSU	Browning 23-yd field goal	9-49	1:54	17-17
OT	--	SDSU	Penny 27-yd pass f/Mayden (Browning kick)	2-25	--	24-17
OT	--	USU	Vaughn 18-yd pass f/Legas (Testa kick)	3-25	--	24-24
2OT	--	USU	Briggs 20-yd rush (Broc 2-pt. conversion)	1-20	--	24-32

INDIVIDUAL STATISTICS

>>>UTAH STATE

Rushing	Att	Yds	TD	Long	Avg
Booth	13	77	1	19	5.9
Briggs	9	59	1	20	6.6
Faison	10	30	0	13	3.0
Hillstead	7	14	0	17	2.0
Switzer	1	4	0	4	4.0
Legas	4	-13	0	9	-3.2
Totals	44	171	2	20	3.9

Passing	C-A-I	Yds	TD	Long	Sack
Hillstead	12-16-0	62	0	14	2
Legas	11-15-0	167	2	50	3
Royals	0-1-0	0	0	0	0
Totals	23-32-0	229	2	50	5

Receiving	No.	Yds	TD	Long
Vaughn	8	91	1	38
Royals	8	87	1	50
Lane	2	19	0	14
Davis	2	15	0	8
Faison	1	6	0	6
Sterzer	1	6	0	6
Booth	1	5	0	5
Totals	23	229	2	50

>>>SAN DIEGO STATE

Rushing	Att	Yds	TD	Long	Avg
Sutton	11	86	0	62	7.8
Christon	10	35	0	25	3.5
Davis	2	3	0	2	1.5
Armstead	1	3	0	3	3.0
Browning	1	0	0	0	0.0
TEAM	1	-1	0	0	-1.0
Mayden	5	-5	0	6	-1.0
Totals	31	121	0	62	3.9

Passing	C-A-I	Yds	TD	Long	Sack
Mayden	25-39-1	265	3	33	1
Ramirez	1-1-0	-2	0	0	0
Totals	26-40-1	263	3	33	1

Receiving	No.	Yds	TD	Long
Christon	8	76	1	16
Redman	5	44	1	11
Penny	4	57	1	27
Shaw	4	56	0	24
Nicholson	2	9	0	8
Blake	1	33	0	33
Browning	1	-2	0	0
Davis	1	-10	0	0
Totals	26	263	3	33

SELECTED AZTEC PLAYER BIOS

#76 DEAN ABDULLAH (ab-DULL-ah)

Right Guard • Junior • 6-4 • 290 • Antelope, Calif. • American River College

- **At San Diego State:** Versatile offensive lineman who added bulk and muscle to his 6-4 frame ... Entered the 2023 season as the co-starting right guard and the co-backup center ... Sits atop the depth chart for right guard entering the weekend.
- **2023 (Junior):** Has played in all nine of San Diego State's games this season with six starts ... Logged a total of 367 snaps on the offensive line ... **vs. Ohio (Aug. 26)** ... Started the season opener at right guard against Ohio on Aug. 26 ... Played all 61 offensive snaps ... **vs. Idaho State (Sept. 2)** ... Made his second consecutive start at right guard against Idaho State on Sept. 2 ... Played all 73 offensive snaps ... **vs. UCLA (Sept. 9)** ... Appeared on special teams against UCLA on Sept. 9 ... **at No. 16/17 Oregon State (Sept. 16)** ... Made the travel roster for No. 16/17 Oregon State and appeared on special teams ... **vs. Air Force (Sept. 30)** ... Returned to the starting lineup to face Air Force's triple option on Sept. 30 ... Played all 56 snaps at right guard ... **at Hawai'i (Oct. 14)** ... Made it back-to-back starts at right guard against Hawai'i on Oct. 14 ... Played all 69 offensive snaps ... **vs. Nevada (Oct. 21)** ... Started at right guard against Nevada on Oct. 14 ... Logged 36 offensive snaps ... **vs. Utah State (Nov. 4)** ... Played all 72 offensive snaps against Utah State on Nov. 4.
- **2022 (Sophomore):** Played in six games with three starts ... Played two snaps off the bench in the opener against Arizona on Sept. 3 ... Played four snaps the following game vs. Idaho State ... Logged eight snaps late at No. 14/15 Utah on Sept. 17 ... Started each of the next three games at right guard, playing 59 snaps vs. Toledo on Sept. 24, 52 at Boise State on Sept. 30 and 18 vs. Hawai'i on Oct. 8 ... Did not play the rest of the season.
- **At American River College (2021):** Played one season at American River College.
- **High School:** Prepped at Antelope High School.

Abdullah's Career Statistics

Season	GP	GS
2022	6	3
2023	9	6
Career	15	9

Abdullah's Career Game-by-Game

Date	Opponent	GP	GS/POS
S.3.22	Arizona	1	
S.10.22	Idaho State	1	
S.17.22	at No. 14/15 Utah	1	
S.24.22	Toledo	1	RG
S.30.22	at Boise State*	1	RG
O.8.22	Hawai'i*	1	RG
O.22.22	at Nevada*	---	DNP ---
O.29.22	at Fresno State*	---	DNP ---
N.5.22	UNLV*	---	DNP ---
N.12.22	San José State*	---	DNP ---
N.18.22	at New Mexico*	---	DNP ---
N.26.22	Air Force*	---	DNP ---
D.24.22	vs. Middle Tennessee^	---	DNP ---
A.26.23	Ohio	1	RG
S.2.23	Idaho State	1	RG
S.9.23	UCLA	1	
S.16.23	at No. 16/17 Oregon State	1	
S.22.23	Boise State*	1	
S.30.23	at Air Force*	1	RG
O.14.23	at Hawai'i*	1	RG
O.21.23	Nevada*	1	RG
N.4.23	Utah State*	1	RG

* - Mountain West game. ^ - 2022 EasyPost Hawai'i Bowl (Clarence T.C. Ching Athletics Complex; Honolulu, Hawaii).

#99 TUPU ALUALU (too-poo ah-loo-ah-loo)

Defensive Tackle • Junior • 6-1 • 275 • Honolulu, Hawaii • Mt. SAC

- **At San Diego State:** Big, physical body who joined the Aztecs for the spring campaign ... Is in his first season at SDSU as the projected starting defensive tackle.
- **2023 (Junior):** Has been named to the 2023 watch list for the Polynesian College Football Player of the Year Award, which is presented annually to the most outstanding college football player of Polynesian ancestry that epitomizes great ability and integrity ... Has 22 total tackles (nine solo) through nine starts along with four quarterback hurries ... **vs. Ohio (Aug. 26)** ... Earned his first career Division I start in his first career Division I game against Ohio on Aug. 26, making two assisted tackles, including 0.5 sacks (and 0.5 tackles for loss) in 48 snaps, along with a quarterback hurry ... **vs. Idaho State (Sept. 2)** ... Made his second consecutive start, playing 38 snaps against Idaho State on Sept. 2 ... Recorded three tackles, including 1.5 sacks (1.5 tackles for loss) for a total of seven yards ... Also recorded a pair of quarterback hurries ... **vs. UCLA (Sept. 9)** ... Played 42 defensive snaps against the Bruins on Sept. 9 in his third consecutive start to open the season ... Totaled four tackles (one solo) ... **at No. 16/17 Oregon State (Sept. 16)** ... Started on the defensive line for the fourth straight game to begin the season ... Totaled three tackles (one solo) on 38 defensive snaps ... **vs. Boise State (Sept. 22)** ... Recorded one solo tackle in the conference opener against Boise State on Sept. 22 ... **at Air Force (Sept. 30)** ... Made his sixth consecutive start at Air Force on Sept. 30 ... Recorded two assisted tackles on 34 defensive snaps ... **at Hawai'i (Oct. 14)** ... Started in his return to his hometown at Hawai'i on Oct. 14 ... Logged 40 snaps on defense recording one quarterback hurry ... **vs. Nevada (Oct. 21)** ... Started on the defensive line against Nevada on Oct. 21 ... Recorded three tackles, one shy of his career-high ... **vs. Utah State (Nov. 4)** ... Recorded a career-high four tackles (all solo) against Utah State on Nov. 4 ... Of his four tackles, two went for a loss of three total yards including his third career sack ... The two TFL also matches his career-high ... His sack went for a two-yard loss on third down forcing the Aggies to punt in the second quarter.
- **At Mt. SAC (2021):** Played one season at Mt. San Antonio College in 2021, starting at defensive line for the Mounties ... Had 46 total tackles (29 solo) and 5.5 sacks during the 2021 season ... Had eight or more total tackles three times during the 2021 season and had two games with two-plus sacks ... In a 45-21 win over Bakersfield CC had five solo tackles, a season-high 2.5 sacks and five tackles for loss ... Posted a season-high nine tackles - four solo - and 2.5 tackles for loss in a 30-24 loss to El Camino College early in the season ... In the Mounties' season finale 34-28 win over Fullerton CC, he had two sacks, two tackles for loss and four solo tackle.
- **At New Mexico Military Institute (2019):** Spent one season at New Mexico Military Institute ... Logged 27 tackles with a fumble recovery in eight games for the Broncos in 2019.
- **High School:** Prepped at Moanalua High School in Honolulu where he starred for the Menehunes and helped lead the team to a Hawaii state playoff appearance ... Also played two seasons at St. Louis High School in Honolulu helping the Crusaders to a 11-1 record in his junior year.

Alualu's Career Statistics

Season	GP	GS	UA	A	TT	TFL	Sk	Int.	PBU	FF	FR
2023	9	9	9	13	22	4.0	3.0	0	0	0	0
Career	9	9	9	13	22	4.0	3.0	0	0	0	0

Career/2023 Highs: Tackles: 4 vs. Utah State (11/4/23), vs. UCLA (9/9/23); Tackles For Loss: 2.0 vs. Utah State (11/4/23); Sacks: 1.5 vs. Idaho State (9/2/23).

Alualu's Career Game-by-Game

Date	Opponent	GP	GS	UA	A	TT	TFL	Sk	Int.	PBU	FF	FR
A.26.23	Ohio	1	1	0	2	2	0.5	0.5	0	0	0	0
S.2.23	Idaho State	1	1	2	1	3	1.5	1.5	0	0	0	0
S.9.23	UCLA	1	1	1	3	4	0.0	0.0	0	0	0	0
S.16.23	at No. 16/17 OSU	1	1	1	2	3	0.0	0.0	0	0	0	0
S.22.23	Boise State*	1	1	1	0	1	0.0	0.0	0	0	0	0
S.30.23	at Air Force*	1	1	0	2	2	0.0	0.0	0	0	0	0
O.14.23	at Hawai'i*	1	1	0	0	0	0.0	0.0	0	0	0	0
O.21.23	Nevada*	1	1	0	3	3	0.0	0.0	0	0	0	0
N.4.23	Utah State*	1	1	4	0	4	2.0	1.0	0	0	0	0

Bold indicates season high. * - Mountain West game.

#42 BRADY ANDERSON

Linebacker • Sophomore • 6-2 • 230 • Bakersfield, Calif. • Liberty HS

- **At San Diego State:** Young, strong linebacker who is coming off a solid spring ... Continues to learn the defense ... Now in his third season after redshirting his true sophomore campaign in 2022 ... Enters the weekend as the backup middle linebacker behind Zyrus Fiaseu.
- **2023 (Sophomore):** Has played in the team's first nine games and recorded 10 tackles (four solo) this season ... **vs. Ohio (Aug. 26)** ... Logged eight statless snaps on defense and played on special teams against Ohio in the opener on Aug. 26 ... **vs. Idaho State (Sept. 2)** ... Recorded the first solo tackle of his career against Idaho State on Sept. 2 ... **vs. UCLA (Sept. 9)** ... Did not appear against UCLA on Sept. 9 ... **at No. 16/17 Oregon State (Sept. 16)** ... Played on special teams against Oregon State on Sept. 16 ... **vs. Boise State (Sept. 22)** ... Recorded the most significant time of his season in the conference opener against Boise State on Sept. 22 ... In 17 defensive snaps, he recorded a career-high two tackles (one solo) ... Both tackles came in the fourth quarter, including stopping a rush for no gain ... **at Air Force (Sept. 30)** ... Logged 34 snaps off the bench at Air Force on Sept. 30 ... Entering the game with four career tackles, he more than doubled that number with a career-high six tackles (one solo) ... **at Hawai'i (Oct. 14)** ... Played on only special teams at Hawai'i ... Recorded one solo tackle on a punt return in the first quarter ... **vs. Nevada (Oct. 21)** ... Only played on special teams against Nevada on Oct. 21 ... **vs. Utah State (Nov. 4)** ... Only played on special teams against Utah State on Nov. 4.
- **2022 (Redshirt):** Redshirted his second season at San Diego State.
- **2021 (True Freshman):** Played in 12 of the team's 14 games on special teams, including each of the final 12 contests ... Made one tackle and returned a squib kick nine yards ... Was on the travel squad for each of the first two games but did not play ... Made his debut against Utah on Sept. 18 ... Logged an assisted tackle on special teams vs. New Mexico on Oct. 9 ... Returned a pooch kickoff nine yards against Utah State in the MW Championship game on Dec. 4.
- **High School:** Was a two-year letter winner at Liberty High School in Bakersfield, Calif. ... Helped the Patriots to a pair of league championships and perfect 5-0 conference records each year (2018-19) ... LHS was a combined 22-4 (.846) over his two seasons, reaching the section finals in 2018 with a 12-2 record and making the section semifinals in 2019 with a 10-2 mark ... Was all-league, all-area and the team's defensive MVP, while also captaining the Patriots ... According to MaxPreps, totaled 53 tackles as a junior in 2019 with three sacks, a forced fumble, fumble recovery and two pass breakups ... Had his senior season in 2020 wiped out because of the COVID-19 pandemic ... A scholar-athlete and member of the honor roll at LHS ... Also was a second baseman at Liberty HS, being named the team's MVP ... A three-star recruit by 247sports and ESPN ... Received a scout grade of 80 by 247sports and 71 by ESPN.
- **Personal:** Brady Corboen Anderson was born Dec. 11, 2002, in Visalia, Calif. ... Son of Chris and Diana Anderson ... Father, Chris, played football at Chico State, while mother, Diana, played basketball and softball at Fresno City College ... Picked the Aztecs over offers from Air Force, Army West Point, Fresno State, New Mexico, Cal Poly and Columbia ... Also was recruited by Washington State, Montana, Montana State, Northern Arizona, Penn and Sacramento State ... Is majoring in kinesiology ... Enjoys fishing, hiking and hunting in his spare time.

Anderson's Career Statistics

Season	GP	GS	UA	A	TT	TFL	Sk	Int.	PBU	FF	FR
2021	12	0	0	1	1	0.0	0.0	0	0	0	0
2022	3	0	1	0	1	0.0	0.0	0	0	0	0
2023	9	0	4	6	10	0.0	0.0	0	0	0	0
Career	24	0	5	7	12	0.0	0.0	0	0	0	0

Career Highs: Tackles: 6 at Air Force (10/3/23); Kick Returns: 1 vs. Utah State (12/4/21); Kick Return Yards: 9 vs. Utah State (12/4/21); Long Kick Return: 9 vs. Utah State (12/4/21).

2023 Highs: Tackles: 6 at Air Force (10/3/23).

Anderson's Career Game-by-Game (Only Games with Stats Listed)

Date	Opponent	GP	GS	UA	A	TT	TFL	Sk.	Int.	PBU	FF	FR
0.9.21	New Mexico*	1	0	0	1	1	0.0	0.0	0	0	0	0
S.2.23	Idaho State	1	0	1	0	1	0.0	0.0	0	0	0	0
S.22.23	Boise State*	1	0	1	1	2	0.0	0.0	0	0	0	0
S.30.23	at Air Force*	1	0	1	5	6	0.0	0.0	0	0	0	0
0.14.23	at Hawai'i*	1	0	1	0	1	0.0	0.0	0	0	0	0

*Bold indicates season high. * - Mountain West game.*

#2 JAYLON ARMSTEAD

Running Back • Junior • 5-11 • 215 • Los Angeles, Calif. • Serra HS

- **At San Diego State:** Big, bruising running back ... Continues to work on his endurance ... Is often used late in games to grind out the clock ... Enters the weekend second on the depth chart ... Also plays on special teams.
- **2023 (Junior):** Has played in all nine games this season ... Rushed for 260 yards on 61 carries (4.26 avg) with a long of 48 yards ... Has five rushing touchdowns, including a multi-rushing TD game against Boise State ... Is tied for ninth in the Mountain West in rushing touchdowns (5) ... **vs. Ohio (Aug. 26)** ... Made the most of 11 snaps against Ohio in the opener on Aug. 26, rushing eight times for 78 yards (9.8 avg.) with a long of 48 yards ... Out of his 78 rushing yards, 69 came in the third quarter ... Now has three career games with at least a 9.0 average (min. 3 attempts) ... **vs. Idaho State (Sept. 2)** ... Had eight carries in the team's win over Idaho State on Sept. 2, totaling 60 yards and his third career rushing touchdown ... Averaged 6.0 yards per carry with a long of 16 ... **vs. UCLA (Sept. 9)** ... Totaled nine yards on nine carries against UCLA on Sept. 9 ... **at No. 16/17 Oregon State (Sept. 16)** ... Rushed for his second touchdown of the season, a six yard run, and the fourth of his career at No. 16/17 Oregon State on Sept. 16 ... Totaled 48 yards on 11 carries with a long of 10 ... Also recorded his first career reception for a gain of seven yards ... His 55 total all-purpose yards were fourth most among Aztecs ... **vs. Boise State (Sept. 22)** ... Recorded the first multi-touchdown game of his career with two rushing touchdowns in the conference opener against Boise State on Sept. 22 ... His first touchdown came in the second quarter on a two-yard rush to give the Aztecs a 17-14 lead ... His second touchdown was a 10-yard rush to begin the fourth quarter ... Goes as the second two-rushing TD game by an Aztec this season (Mayden vs. Idaho State) ... Totaled 35 yards on 10 carries on the ground while adding a three-yard reception ... 18 of his 38 total yards came in the first quarter ... **at Air Force (Sept. 30)** ... Totaled 18 yards on seven carries (2.6 avg) at Air Force on Sept. 30 ... His 18 yards was second most among Aztec rushers for the game ... Also caught his lone target for six yards ... **at Hawai'i (Oct. 14)** ... Recorded his fifth rushing touchdown of the year at Hawai'i on Oct. 14 ... The one-yard rushing TD came with 2:11 left in the game and secured the Aztecs win over the Rainbow Warriors ... Totaled nine yards on five carries (1.8 avg) with a long of three ... **vs. Nevada (Oct. 21)** ... Was on the field for just two snaps against Nevada on Oct. 21 and did not have a touch ... **vs. Utah State (Nov. 4)** ... Had just one carry for three yards against Utah State on Nov. 4.
- **2022 (Sophomore):** Played in 10 of the team's 13 games, making two starts, making the most of his 81 offensive snaps ... Had 313 rushing yards on just 52 carries (6.0 avg.) and two touchdowns with a long run of 61 yards ... Also had a touchdown when he recovered a blocked punt in the end zone ... Had a tackle on special teams as well ... Ranked fifth in the Mountain West in rushing yards per attempt (6.02, T-48th in FBS) ... Also tied for second in the Mountain West in punt return touchdowns (1) (off a blocked punt) ... Made the most of his six snaps in the opener against Arizona on Sept. 3, rushing five times for 33 yards (6.6 avg.) with a then career-long run of 19 yards ... Also pounced on a blocked punt in the end zone for his first career touchdown in the third quarter ... Ran for a career-high 96 yards on just five attempts (19.2 avg.) in eight snaps against Idaho State on Sept. 10 ... The 19.2-yard average was the second highest by an Aztec since at least 1996 (min. 5 att.), only trailing Rashaad Penny's 20.8 average at Nevada on Nov. 12, 2016 (10 att., 208 yds.) ... The 19.2 average was also the eighth-highest average in a FBS game in 2022 (min. 5 att.) ... Including in the 96 yards was a career-long 61-yarder ... Was named the team's offensive player of the game ... Made his first career start at No. 14/15 Utah on Sept. 17, where he rushed five times for 31 yards (6.2 avg.) with a long of 14 yards across 11 snaps ... Made a tackle on special teams too ... Ran for 30 yards on three attempts (10.0 avg.) with a long run of 17 yards in just four snaps off the bench against Toledo on Sept. 24 ... Did not travel to Boise State on Sept. 30 because of an injury suffered the previous game ... Also did not dress for the Hawai'i game ... Came back to play statless time on special teams at Nevada on Oct. 22 ... Played once again on special teams at Fresno State on Oct. 29 ... Returned to the backfield against UNLV on Nov. 5, rushing a career-high 14 times for 72 yards (5.1 avg.) with a long run of 17 yards in just 18 snaps ... Excelled on the team's final drive to run out the clock in the fourth quarter, carrying six times for 56 yards (9.3 avg.), including a 17-yard gain on a third-and-1 situation and a 14-yard rush on a third-and-4 ... Was named the team's co-offensive player of the game ... Ran for 46 yards on a career-high 15 carries (3.1 avg.) and a touchdown in 27 snaps in his second career start vs. San José State ... The touchdown put the Aztecs up, 38-14, late in the third quarter, SDSU's largest lead of the game ... Ran five times for five yards (1.0 avg.) with a touchdown at New Mexico on Nov. 18 in six snaps ... Only played special teams against Air Force on Nov. 26 ...

Did not play against Middle Tennessee in the EasyPost Hawai'i Bowl on Dec. 24.

- **2021 (Freshman):** Played in eight of the 14 games on the season ... Rushed 24 times for 75 yards (3.1 avg.) with a long of eight yards ... Was on the travel squad but did not play in the opener vs. New Mexico State on Sept. 4 ... Logged six snaps late at Arizona (Sept. 11), rushing three times for 13 yards (4.3 avg.) ... Set then career bests in rushing attempts (3), rushing yards (13) and long rush (8) ... Suited up but did not play against Utah on Sept. 18 ... Logged his most playing time of his career against Towson on Sept. 25 in 17 snaps, rushing a career-high 13 times for a career-best 38 yards (2.9 avg.) with a long run of seven yards ... Came on late to play five snaps against New Mexico on Oct. 9, rushing three times for 10 yards (3.3 avg.) with a long of seven ... Logged statless special teams snaps at San José State on Oct. 15, at Air Force on Oct. 23, vs. Fresno State on Oct. 30 and at Hawai'i on Nov. 6 ... Did not play against Nevada on Nov. 13, at UNLV on Nov. 19 or Boise State on Nov. 26 ... Played late (10 snaps) against Utah State on Dec. 4 in the Mountain West Championship game, rushing five times for 14 yards (2.8 avg.) with a long of four ... Did not play in the Tropical Smoothie Frisco Bowl against No. 24/25 UTSA.
- **2020 (True Freshman):** Played in one game as a true freshman, recording a 5-yard rush ... Did not travel to each of the first five games ... Made the travel roster for the first time at Colorado on Nov. 28, but did not play ... Had his first collegiate appearance the following week at Colorado State (Dec. 5) where he ran once for five yards ... Traveled, but did not play in the season finale at No. 14/16 Brigham Young.
- **High School:** Was a three-year letter winner at Serra High School in Los Angeles ... According to MaxPreps, rushed for 1,230 yards and 17 touchdowns on 165 carries (7.5 avg.) over his career, while adding 22 catches for 237 yards (10.8 avg.) and three touchdowns ... Also ran track and field at Serra High ... A three-star recruit by both Rivals and 247sports ... Received a scout grade of 83 by 247sports.
- **Personal:** Jaylon Ryan Armstead was born May 21, 2001, in Los Angeles ... Son of Dionne Dixon ... Ended up picking the Aztecs over offers from Arizona State, Nevada, UNLV and Northern Arizona ... Is undecided on a major.

Armstead's Career Statistics

Season	Rushing						Receiving						
	GP	GS	Att.	Yds.	TD	Lg.	Avg.	100+	No.	Yds.	Avg.	TD	Lg.
2020	1	0	1	5	0	5	5.0	0	0	0	0.0	0	0
2021	8	0	24	75	0	8	3.1	0	0	0	0.0	0	0
2022	10	2	52	313	2	61	6.0	0	0	0	0.0	0	0
2023	9	0	61	260	5	48	4.2	0	3	16	5.3	0	7
Career	28	2	138	653	7	61	4.7	0	3	16	5.3	0	7

Career Highs: Carries: 15 vs. San José State (11/12/22); Rushing Yards: 96 vs. Idaho State (9/10/22); Rushing Touchdowns: 2 vs. Boise State (9/22/23); Long Rush: 61 vs. Idaho State (9/10/22); Receptions: 1 at Air Force (9/30/23), vs. Boise State (9/22/23), at No. 16/17 Oregon State (9/16/23); Receiving Yards: 7 at No. 16/17 Oregon State; Long Reception: 7 at No. 16/17 Oregon State; Kick Returns: 1 vs. Idaho State (9/2/23); Kick Return Yards: 20 vs. Idaho State (9/2/23); Long Kick Return: 20 vs. Idaho State (9/2/23); Punt Return Touchdowns: 1 vs. Arizona (9/3/22); Overall Touchdowns: 2 vs. Boise State (9/22/23); Tackles: 1 at No. 14/15 Utah (9/17/22).

2023 Highs: Carries: 11 at No. 16/17 Oregon State (9/16/23); Rushing Yards: 78 vs. Ohio (8/26/23); Rushing Touchdowns: 2 vs. Boise State (9/22/23); Long Rush: 48 vs. Ohio (8/26/23); Receptions: 1 at Air Force (9/30/23), vs. Boise State (9/22/23), at No. 16/17 Oregon State (9/16/23), Receiving Yards: 7 at No. 16/17 Oregon State (9/16/23); Long Reception: at No. 16/17 Oregon State (9/16/23); Kick Returns: 1 vs. Idaho State (9/2/23); Kick Return Yards: 20 vs. Idaho State (9/2/23); Long Kick Return: 20 vs. Idaho State (9/2/23); Overall Touchdowns: 2 vs. Boise State (9/22/23).

Armstead's Career Game-by-Game (Only Games with Stats Listed)

Date	Opponent	Rushing						Receiving			
		GP	GS	Att.	Yds.	Avg.	TD	No.	Yds.	TD	Lg.
D.5.20	Colorado State*	1	0	1	5	5.00	0	0	0	0	0
S.11.21	at Arizona	1	0	3	13	4.33	0	0	0	0	0
S.25.21	Towson	1	0	13	38	2.92	0	0	0	0	0
O.9.21	New Mexico*	1	0	3	10	3.33	0	0	0	0	0
D.4.21	Utah State!	1	0	5	14	2.80	0	0	0	0	0
S.3.22	Arizona	1	0	5	33	6.60	0	0	0	0	0
S.10.22	Idaho State	1	0	5	96	19.20	0	0	0	0	0
S.17.22	at No. 14/15 Utah	1	1	5	31	6.20	0	0	0	0	0

S.24.22	Toledo	1	0	3	30	10.00	0	0	0	0	0
N.5.22	UNLV*	1	0	14	72	5.14	0	0	0	0	0
N.12.22	San José State*	1	1	15	46	3.07	1	0	0	0	0
N.18.22	at New Mexico*	1	0	5	5	1.00	1	0	0	0	0
A.26.23	Ohio	1	0	8	78	9.75	0	0	0	0	0
S.2.23	Idaho State	1	0	10	60	6.00	1	0	0	0	0
S.9.23	UCLA	1	0	9	9	1.00	0	0	0	0	0
S.16.23	at No. 16/17 OSU	1	0	11	48	4.36	1	1	7	0	0
S.22.23	Boise State*	1	0	10	35	3.50	2	1	3	0	0
S.30.23	at Air Force*	1	0	7	18	2.57	0	1	6	0	0
O.14.23	at Hawai'i*	1	0	5	9	1.80	1	0	0	0	0
N.4.23	Utah State*	1	0	1	3	3.00	0	0	0	0	0

*Bold indicates season high. * - Mountain West game. ! - 2021 Mountain West Championship (Dignity Health Sports Park; Carson, Calif.).*

#74 DREW AZZOPARDI

Right Tackle • Freshman • 6-7 • 315 • Pacifica, Calif. • JSerra High

- **At San Diego State:** Big, mobile body who continues to make strides on the field ... Is currently projected to start at right tackle.
- **2023 (Freshman):** Has played in all nine games this season on special teams, but joined the starting offensive line at Hawai'i ... Has started three consecutive games at right tackle ... Played his first career offensive snaps in his first career start at Hawai'i on Oct. 14 ... **at Hawai'i (Oct. 14)** ... Made his first career collegiate start at Hawai'i on Oct. 14 ... Started at right tackle and played all 69 offensive snaps ... Pro Football Focus had him as the highest-graded Aztec offensive lineman ... Also played on special teams ... **vs. Nevada (Oct. 21)** ... Made his second straight start at right tackle against Nevada on Oct. 21 ... Played all 56 offensive snaps as well as special teams ... **vs. Utah State (Nov. 4)** ... Played all 72 offensive snaps in a start against Utah State on Nov. 4.
- **2022 (Redshirt):** Was on the travel squad for all 13 games but didn't play until the final three games of the season on special teams ... Made his debut on the PAT and field goal unit at New Mexico on Nov. 18 ... Also played on special teams vs. Air Force (Nov. 26) and against Middle Tennessee (Dec. 24) in the EasyPost Hawai'i Bowl.
- **High School:** Comes to the Aztecs from Junipero Serra High School in San Mateo, Calif. ... In his two seasons (spring and fall 2021), Junipero Serra HS was 16-2 (.889) ... The Padres were 11-2 in 2021 and advanced to the state championship, falling to Mater Dei ... JHS finished ranked 10th in the state by MaxPreps ... Was a first-team all-West Catholic Athletic League selection and team captain ... In the spring season (was moved back from the fall because of COVID), the Padres went 5-0 and captured the WCAL title, as there was no playoffs or all-league awards ... Also played baseball in 2018 and 2019 ... Is a three-star recruit by 247sports and ESPN, and a two-star recruit by ESPN ... Owns a 247sports composite rating of 82.54 ... Received a scout grade of 84 by 247sports and 74 by ESPN.
- **Personal:** Andrew Azzopardi was born Aug. 14, 2004 in Burlingame, Calif. ... Son of Jeff and Nicole Azzopardi ... Older brother, Nate, plays offensive line at Idaho ... Picked San Diego State over offers from Arizona, Nevada, Tulane, Idaho, Idaho State, Southern Utah and Portland State ... Plans to major in communication ... Favorite athlete is Green Bay Packers offensive lineman David Bakhtiari.

Azzopardi's Career Statistics

Season	GP	GS
2022	3	0
2023	9	3
Career	12	3

Azzopardi's Career Game-by-Game

Date	Opponent	GP	GS/POS
N.18.22	at New Mexico*	1	
N.26.22	Air Force*	1	
D.24.22	vs. Middle Tennessee^	1	
A.26.23	Ohio	1	
S.2.23	Idaho State	1	
S.9.23	UCLA	1	
S.16.23	at No. 16/17 Oregon State	1	
S.22.23	Boise State*	1	

Date	Opponent	GP	GS/POS
S.30.23	at Air Force*	1	
O.14.23	at Hawai'i*	1	RT
O.21.23	Nevada*	1	RT
N.4.23	Utah State*	1	RT

* - Mountain West game. ^ - 2022 EasyPost Hawai'i Bowl (Clarence T.C. Ching Athletics Complex; Honolulu, Hawaii).

#3 CEDARIOUS BARFIELD

Safety • ^Senior • 5-11 • 195 • El Paso, Texas • El Dorado HS

- **At San Diego State:** A physical DB who made the move to safety from cornerback in the 2021 spring season ... In 2019 worked behind All-American Luq Barcoo and all-Mountain West performer Darren Hall at cornerback ... Mainly was on special teams in 2019, only seeing defensive action late in the bowl game ... Played more each of the last three seasons ... Is coming back for a sixth year (fifth year playing), utilizing his COVID season ... Expected to be the starting boundary warrior.
- **2023 (^Senior):** Has been named a team captain by his teammates ... Has been named a preseason all-Mountain West third-team selection by Phil Steele Magazine and a fourth-team honoree by Athlon Sports ... His 47 career games played is most on the roster ... Has registered 33 total tackles (21 solo) through nine starts this season ... Also has three interceptions ... Has played 590 of 640 snaps, most among all Aztecs ... Is tied for fourth in the Mountain West in total interceptions (3, T-25th in FBS) and interceptions per game (0.33, T-33rd in FBS) ... vs. Ohio (Aug. 26) ... Came up with four tackles (all solo), an interception for seven yards and a pass breakup in 80 of 87 defensive snaps against Ohio in the opener ... The interception was the second of his career ... **vs. Idaho State (Sept. 2) ...** The game against Idaho State on Sept. 2 marked the 40th of his SDSU career, most among all current Aztecs ... Matched his season opening total with four solo tackles against the Bengals ... Logged an interception for the second consecutive game to open the season, the third of his career ... **vs. UCLA (Sept. 9) ...** Was second on the team with a season-high seven total tackles vs. UCLA on Sept. 9, one off his career-best ... Three of his seven tackles were solo ... Logged 58 defensive snaps ... **at No. 16/17 Oregon State (Sept. 16) ...** Made his 10th consecutive start in the game at No. 16/17 Oregon State on Sept. 16 ... Recorded his then FBS-leading third interception of the season, and fourth of his career, in the fourth quarter ... Also registered two tackles (one solo) on 63 defensive snaps ... **vs. Boise State (Sept. 22) ...** Logged 63 defensive snaps in a start against Boise State on Sept. 22 to open conference play, tied for most among the Aztec defenders for the game ... Recorded three tackles (two solo) ... Made 1.5 tackles for loss, his first of the season, for a total of six yards ... His solo TFL came in the second quarter as the first play of a three-and-out for the SDSU defense ... Also added his second pass breakup of the season ... **at Air Force (Sept. 30) ...** Played 51 of 59 defensive snaps, most on the team, at Air Force on Sept. 30 ... Totaled six tackles (two solo), just one shy of his career-best ... **at Hawai'i (Oct. 14) ...** Played all but two defensive snaps (61 of 63) in his start at Hawai'i on Oct. 14 ... Marks his fourth consecutive game leading the Aztec defense in defensive snaps ... Recorded two tackles (one solo) ... **vs. Nevada (Oct. 21) ...** Played every defensive snap against Nevada on Oct. 21 ... Recorded two solo tackles ... **vs. Utah State (Nov. 4) ...** Played every defensive snap against Utah State on Nov. 4 ... Recorded three tackles (two solo) ... Registered his first career forced fumble in the second quarter, but the ball went out of bounds keeping possession for USU.
- **2022 (Senior):** Played in 12 of the team's 13 games with seven starts ... Had 49 tackles (27 solo), with four tackles for loss, an interception, two pass breakups, two forced fumbles, a fumble recovery and a blocked kick ... Ranked in a tie for fourth in the Mountain West in forced fumbles (2, T-53rd in FBS) and a tie for sixth in forced fumbles per game (0.17) ... On special teams, tied for second in the Mountain West in blocked kicks (1, T-16th in FBS) and tied for fifth blocked kicks per game (0.08, T-48th in FBS) ... Had a solid game in the opener against Arizona, recording five tackles, including a 3-yard tackle for loss, and his first forced fumble and fumble recovery ... The turnover led to SDSU's first touchdown inside Snapdragon Stadium, an 11-yard pass from Braxton Burmeister to Tyrell Shavers on a fourth-and-goal situation from the 3 ... Did not play against Idaho State on Sept. 10 ... Made a pair of tackles (one solo) in nine snaps off the bench at No. 14/15 Utah on Sept. 17 ... Had a solo tackle and his first career interception in 23 snaps off the bench vs. Toledo on Sept. 24 ... Made one tackle in two snaps at Boise State on Sept. 30 ... Had a game-high six tackles (four solo) in 29 defensive snaps against Hawai'i ... The six tackles were a season high and one off a career high ... Came up with an assisted tackle and a pass breakup in 35 defensive snaps at Nevada on Oct. 22 ... Earned his first start since the opener at Fresno State on Oct. 29, where he made five tackles

(four solo), playing all 75 defensive snaps in the game ... Also blocked a field goal attempt, the first blocked kick of his career ... Started again against UNLV on Nov. 5 and came up with six tackles (two solo) and a forced fumble ... The forced fumble was his second of the season and was recovered by Dallas Branch ... The six stops tied a season high ... Had four tackles (two solo) with a 3-yard tackle for loss while playing all 55 snaps vs. San José State on Nov. 12 ... Registered a career-high eight tackles, including a season-high 1.5 tackles for loss, in a start and 46 defensive snaps at New Mexico on Sept. 18 ... Had six tackles (four solo) with 0.5 tackles for loss against Air Force on Nov. 26, starting for the fifth straight game and playing in 59 snaps ... Made four stops (three solo) with a pass breakup in a start vs. Middle Tennessee in the EasyPost Hawai'i Bowl on Dec. 24, playing all 76 snaps on defense.

- **2021 (Junior):** Started nine games at boundary warrior and played in 10 of 14, missing the final four with an injury ... Had 39 tackles (25 solo) with two tackles for a loss, three pass breakups and a quarterback hurry ... Made his first career start at safety and fifth overall in the opener against New Mexico State on Sept. 4, recording three tackles (one solo), including 0.5 tackles for loss and a quarterback hurry ... Was one of only two Aztecs on defense to play all 85 snaps (also Patrick McMorris) ... Made four tackles (three solo) with a 1-yard tackle for loss and a pass breakup at Arizona on Sept. 11, playing all 58 snaps ... Came up with a then career-high six tackles (four solo) in a start against Utah on Sept. 18, adding 0.5 tackles for loss and a pass breakup ... Played every snap (93) for the third straight game ... Had four stops (three solo) and a pass breakup while playing all 60 snaps against Towson on Sept. 25 ... Came up with a solo tackle in 59 snaps in a start against New Mexico on Oct. 9 ... Logged a career-high seven tackles (three solo) in all 81 defensive snaps in a start at San José State ... Came off the bench for the first time of the season at Air Force on Oct. 23, registering five tackles (three solo) in just 18 snaps ... Logged four tackles (two solo) against Fresno State on Oct. 30, playing all 81 snaps in the game ... Had four solo tackles in a start at Hawai'i on Nov. 6 across 64 of the 68 possible defensive snaps ... Made a solo tackle in only 12 snaps in a start against Nevada on Nov. 13, exiting the game early with an injury ... Traveled to UNLV for the game on Nov. 19 but was unable to play because of an injury ... Also did not play in the following three games to close out the season.
- **2020 (Sophomore):** Started four games at boundary cornerback and played in seven of eight, registering 13 tackles (nine solo), including two tackles for loss, and a pass breakup ... Started for the first time of his career against UNLV on Oct. 24, coming up with four stops (three solo), two tackles for loss and a pass breakup ... Started for the second straight game at Utah State on Oct. 31, recording four tackles (three solo) ... Earned a third straight start at San José State on Nov. 6, recording four tackles (three solo) ... Started again against Hawai'i on Nov. 14 without recording a stat ... Came off the bench for the first time of the season at Nevada on Nov. 21, making one assisted stop ... Played on special teams at Colorado on Nov. 28 without recording a stat ... Did not play against Colorado State on Dec. 5 for the first time of the season ... Logged statless times on special teams at No. 14/16 Brigham Young.
- **2019 (Freshman):** Played in nine games on the season, mostly on special teams ... Finished with one pass breakup ... Made his collegiate debut on special teams at UCLA on Sept. 7 ... Also played on special teams at New Mexico State, vs. Utah State, at Colorado State, vs. Wyoming, at San José State, at UNLV, vs. Brigham Young and against Central Michigan in the New Mexico Bowl ... Played snaps late in the bowl game, nearly coming up with an interception, but settling for a pass breakup ... Did not play in the opener vs. Weber State, and in games vs. Nevada, vs. Fresno State and at Hawai'i.
- **2018 (Redshirt):** Redshirted his first season at SDSU.
- **High School:** A three-year letter winner at El Dorado High School in El Paso, Texas ... Played on four district championship teams ... Played a bit of everything at El Dorado HS, including quarterback, wide receiver, cornerback, kick returner, punt returner and punter ... According to MaxPreps, was 369-for-602 (61.3 pct.) over his three seasons at quarterback for 59 touchdowns against just eight interceptions, while rushing for 3,760 yards and 58 touchdowns on 358 attempts (10.5 avg.) ... Threw for 2,220 yards and 23 touchdowns in 2017, and rushed for 1,668 yards and 28 touchdowns on 166 carries (10.0 avg.) ... In 2016, threw for 3,069 yards and 33 touchdowns, and rushed for 1,582 yards and 22 scores on 134 attempts (11.8 avg.) ... Was a second-team all-state selection, a two-time 6A MVP and the El Paso Times MVP ... A three-star recruit by both Rivals and 247sports ... Also lettered on the basketball team and track and field team ... Made the all-defensive team in basketball ... Was all-region choir and an all-academic pick in both football and basketball.
- **Personal:** Cedarius E. Barfield was born Feb. 14, 2000 ... Son of Cedric and Ellashia Barfield ... Chose San Diego State over offers from New Mexico, Southern Miss, UTEP, Air Force, Navy, Army West Point, New Mexico State and North Dakota ... Is majoring in computer science.

Barfield's Career Statistics

Season	GP	GS	UA	A	TT	TFL	Sk	Int.	PBU	FF	FR
2019	9	0	0	0	0	0.0	0.0	0	1	0	0
2020	7	4	9	4	13	2.0	0.0	0	1	0	0
2021	10	9	25	14	39	2.0	0.0	0	3	0	0
2022	12	7	27	22	49	4.0	0.0	1	2	2	1
2023	9	9	21	12	33	1.5	0.0	3	2	1	0
Career	47	28	82	52	134	9.5	0.0	4	9	3	1

Career Highs: Tackles: 8 at New Mexico (11/18/22); Tackles For Loss: 2.0 vs. UNLV (10/24/20); Interceptions: 1, four times; Pass Breakups: 1, nine times; Forced Fumbles: 1 vs. UNLV (11/5/22); vs. Arizona (9/3/22); Fumble Forced: 1 vs. Utah State (11/4/23); Fumble Recoveries: 1 vs. Arizona (9/3/22); Blocked Kicks: 1 at Fresno State (10/29/22).

2023 Highs: Tackles: 7 vs. UCLA (9/9/23); Tackles for Loss: 1.5 vs. Boise State (9/22/23); Interceptions: 1 at No.16/17 Oregon State (9/16/23), vs. Idaho State (9/2/23), vs. Ohio (8/26/23); Pass Breakups: 1 vs. Boise State (9/22/23), vs. Ohio (8/26/23).

Barfield's Career Game-by-Game

Date	Opponent	GP	GS	UA	A	TT	TFL	Sk.	Int.	PBU	FF	FR
A.31.19	Weber State											
S.7.19	at UCLA	1	0	0	0	0	0.0	0.0	0	0	0	0
S.14.19	at New Mexico State	1	0	0	0	0	0.0	0.0	0	0	0	0
S.21.19	Utah State*	1	0	0	0	0	0.0	0.0	0	0	0	0
O.5.19	at Colorado State*	1	0	0	0	0	0.0	0.0	0	0	0	0
O.12.19	Wyoming*	1	0	0	0	0	0.0	0.0	0	0	0	0
O.19.19	at San José State*	1	0	0	0	0	0.0	0.0	0	0	0	0
O.26.19	at UNLV*	1	0	0	0	0	0.0	0.0	0	0	0	0
N.9.19	Nevada*											
N.15.19	Fresno State*											
N.23.19	at Hawai'i*											
N.30.19	Brigham Young	1	0	0	0	0	0.0	0.0	0	0	0	0
D.21.19	vs. Central Michigan~	1	0	0	0	0	0.0	0.0	0	1	0	0
O.24.20	UNLV*	1	1	3	1	4	2.0	0.0	0	1	0	0
O.31.20	at Utah State*	1	1	3	1	4	0.0	0.0	0	0	0	0
N.6.20	San José State*	1	1	3	1	4	0.0	0.0	0	0	0	0
N.14.20	Hawai'i*	1	1	0	0	0	0.0	0.0	0	0	0	0
N.21.20	at Nevada*	1	0	0	1	1	0.0	0.0	0	0	0	0
N.28.20	at Colorado	1	0	0	0	0	0.0	0.0	0	0	0	0
D.5.20	Colorado State*											
D.12.20	at No. 14/16 Brigham Young	1	0	0	0	0	0.0	0.0	0	0	0	0
S.4.21	New Mexico State	1	1	1	2	3	0.5	0.0	0	0	0	0
S.11.21	at Arizona	1	1	3	1	4	1.0	0.0	0	1	0	0
S.18.21	Utah	1	1	4	2	6	0.5	0.0	0	1	0	0
S.25.21	Towson	1	1	3	1	4	0.0	0.0	0	1	0	0
O.9.21	New Mexico*	1	1	1	0	1	0.0	0.0	0	0	0	0
O.15.21	at San José State*	1	1	3	4	7	0.0	0.0	0	0	0	0
O.23.21	at Air Force*	1	0	3	2	5	0.0	0.0	0	0	0	0
O.30.21	Fresno State*	1	1	2	2	4	0.0	0.0	0	0	0	0
N.6.21	at Hawai'i*	1	1	4	0	4	0.0	0.0	0	0	0	0
N.13.21	Nevada*	1	1	1	0	1	0.0	0.0	0	0	0	0
N.19.21	at UNLV*											
N.26.21	Boise State*											
D.4.21	Utah State!											
D.21.21	vs. No. 24/25 UTSA%											
S.3.22	Arizona	1	1	4	1	5	1.0	0.0	0	0	1	1
S.10.22	Idaho State											
S.17.22	at No. 14/15 Utah	1	0	1	1	2	0.0	0.0	0	0	0	0
S.24.22	Toledo	1	0	1	0	1	0.0	0.0	1	0	0	0
S.30.22	at Boise State*	1	0	0	1	1	0.0	0.0	0	0	0	0
O.8.22	Hawai'i*	1	0	4	2	6	0.0	0.0	0	0	0	0
O.22.22	at Nevada*	1	0	0	1	1	0.0	0.0	0	1	0	0
O.29.22	at Fresno State*	1	1	4	1	5	0.0	0.0	0	0	0	0
N.5.22	UNLV*	1	1	2	4	6	0.0	0.0	0	0	1	0
N.12.22	San José State*	1	1	2	2	4	1.0	0.0	0	0	0	0
N.18.22	at New Mexico*	1	1	2	6	8	1.5	0.0	0	0	0	0

Date	Opponent	GP	GS	UA	A	TT	TFL	Sk.	Int.	PBU	FF	FR
N.26.22	Air Force*	1	1	4	2	6	0.5	0.0	0	0	0	0
D.24.22	vs. Middle Tennessee^	1	1	3	1	4	0.0	0.0	0	1	0	0
A.26.23	Ohio	1	1	4	0	4	0.0	0.0	1	1	0	0
S.2.23	Idaho State	1	1	4	0	4	0.0	0.0	1	0	0	0
S.9.23	UCLA	1	1	3	4	7	0.0	0.0	0	0	0	0
S.16.23	at No. 16/17 OSU	1	1	1	1	2	0.0	0.0	1	0	0	0
S.22.23	Boise State*	1	1	2	1	3	1.5	0.0	0	1	0	0
S.30.23	at Air Force*	1	1	2	4	6	0.0	0.0	0	0	0	0
O.14.23	at Hawai'i*	1	1	1	1	2	0.0	0.0	0	0	0	0
O.21.23	Nevada*	1	1	2	0	2	0.0	0.0	0	0	0	0
N.4.23	Utah State*	1	1	2	1	3	0.0	0.0	0	0	1	0

*Bold indicates season high. * - Mountain West game. ~ - 2019 New Mexico Bowl (Dreamstyle Stadium; Albuquerque, N.M.). ! - 2021 Mountain West Championship (Dignity Health Sports Park; Carson, Calif.). % - 2021 Tropical Smoothie Frisco Bowl (Toyota Stadium; Frisco, Texas). ^ - 2022 EasyPost Hawai'i Bowl (Clarence T.C. Ching Athletics Complex; Honolulu, Hawaii).*

#60 CADE BENNETT

Left Guard • Junior • 6-3 • 305 • Scottsdale, Ariz. • Okla. State

- **At San Diego State:** Joined San Diego State in 2022 following two seasons at Oklahoma State ... Big, mobile body who earned the starting left guard spot right away ... Continues to start at left guard.
- **2023 (Junior):** Has been named to the Outland Trophy Watch List for the top interior lineman ... Has been named a preseason first-team all-Mountain West selection by the league media, Pro Football Focus, Phil Steele Magazine, Athlon Sports, Lindy's Sports and Sports Info Solutions ... Has started all nine games this season at left guard and has played all 589 snaps on offense, one of just two Aztecs to do so (Ross Ulugalu-Maseuli).
- **2022 (Sophomore):** Was named a second-team all-Mountain West selection by the league's coaches and media ... Also was a first-team pick by College Football Network and a second-team selection by Phil Steele Magazine ... Started the team's first 12 games at left guard before missing the bowl game with an injury ... Played in 748 of the team's first 755 offensive snaps before the injury ... Allowed only six quarterback pressures (no sacks) in 367 passing opportunities on the season ... According to Pro Football Focus, his 82.4 pass block rating was the second highest in the Mountain West among offensive linemen and first among MW guards (min. 300 pass opportunities) ... Earned his first career start against Arizona on Sept. 3, where he played all 59 snaps ... Started again vs. Idaho State (Sept. 10), at No. 14/15 Utah (Sept. 17), vs. Toledo (Sept. 24), at Boise State (Sept. 30), vs. Hawai'i (Oct. 8), at Nevada (Oct. 22), at Fresno State (Oct. 29), vs. UNLV (Nov. 5), vs. San José State (Nov. 12), at New Mexico (Nov. 18) and against Air Force (Nov. 26) ... Missed the EasyPost Hawai'i Bowl game against Middle Tennessee on Dec. 24 after suffering an injury.
- **At Oklahoma State (2020-21):** Comes to The Mesa following two seasons at Oklahoma State ... Played in a pair of games last year as a redshirt freshman against Kansas (Oct. 30) and Notre Dame (Jan. 1) in the Playstation Fiesta Bowl ... Redshirted his first season with the Cowboys in 2020.
- **High School:** Played his high school ball at Notre Dame Prep, logging snaps on both sides of the ball ... Helped the Saints to a 37-4 record in his three seasons ... As a senior in 2019, he anchored an offensive line that helped Notre Dame Prep rush for 3,249 yards and 57 touchdowns, while passing for 1,763 yards and 17 touchdowns ... Also logged 18 tackles on the defensive side of the ball with 12 solo stops ... Made Arizona Republic's all-Arizona team ... Was a consensus three-star recruit out of high school by 247sports, Rivals and ESPN ... Received a scout grade of 85 by 247sports and 75 by ESPN ... 247Sports ranked him as the No. 25 offensive guard in the nation and the No. 13 player out of Arizona.
- **Personal:** Cade Alan Bennett was born July 9, 2001 ... Son of Dave and Kimberly Bennett ... Chose Oklahoma State out of high school over San Diego State, Iowa State, Arizona State, Arizona, Purdue, Brigham Young, Boise State, Army West Point, Syracuse, Georgia Tech, Vanderbilt, UNLV and Colorado State.

Bennett's Career Statistics

Season	^ - at Oklahoma State	
	GP	GS
2021^	2	0
2022	12	12
2023	9	9
Career	23	21

Bennett's Career Game-by-Game (Games Played & SDSU Era Only)

Date	Opponent	GP	GS/POS
0.30.21	Kansas&	1	
J.1.21	vs. No. 5/5 Notre Dame	1	
S.3.22	Arizona	1	LG
S.10.22	Idaho State	1	LG
S.17.22	at No. 14/15 Utah	1	LG
S.24.22	Toledo	1	LG
S.30.22	at Boise State*	1	LG
O.8.22	Hawai'i*	1	LG
O.22.22	at Nevada*	1	LG
O.29.22	at Fresno State*	1	LG
N.5.22	UNLV*	1	LG
N.12.22	San José State*	1	LG
N.18.22	at New Mexico*	1	LG
N.26.22	Air Force*	1	LG
D.24.22	vs. Middle Tennessee^	---	DNP - Inj. ---
A.26.23	Ohio	1	LG
S.2.23	Idaho State	1	LG
S.9.23	UCLA	1	LG
S.16.23	at No. 16/17 Oregon State	1	LG
S.22.23	Boise State*	1	LG
S.30.23	at Air Force*	1	LG
O.14.23	at Hawai'i*	1	LG
O.21.23	Nevada*	1	LG
N.4.23	Utah State*	1	LG

& - Big 12 game. * - Mountain West game. % - 2021 Playstation Fiesta Bowl (State Farm Stadium; Glendale, Ariz.). ^ - 2022 EasyPost Hawai'i Bowl (Clarence T.C. Ching Athletics Complex; Honolulu, Hawaii).

#13 MARTIN BLAKE

Running Back • Soph. • 5-6 • 205 • Las Vegas, Nev. • Canyon Springs HS

- **At San Diego State:** Running back from the same high school (Canyon Springs) as former Aztec and the all-time leading rusher in FBS history Donnel Pumphrey ... Versatile back who can bull defenders over or run by them ... Can catch out of the backfield ... Was awarded a scholarship at a team meeting on Sept. 28, 2023 ... Enters the weekend as the backup 'T' running back.
- **2023 (Sophomore):** Has played in each of the team's first nine games ... Has 26 carries, totaling 97 rushing yards (3.73 avg) and a touchdown ... Also has eight receptions for 116 yards (14.5 avg), including a long of 33 yards ... **vs. Ohio (Aug. 26)** ... Ran once for negative two yards across seven snaps against Ohio in the opener on Aug. 26 ... Set a career-high with 44 yard kickoff return yards, including a then career long 35 yard return ... **vs. Idaho State (Sept. 2)** ... Scored the first touchdown of his career vs. Idaho State on Sept. 2 ... Also set career-highs in all-purpose yards (133), carries (12), rushing yards (58), longest rush (12), total receptions (3), receiving yards (40), longest kick return (35 yards), and a 29-yard reception in just 14 snaps ... Was named the team's offensive player of the game ... **vs. UCLA (Sept. 9)** ... Logged five carries against UCLA on Sept. 9 totaling 17 yards on the ground ... Also recorded one catch on two targets for 20 yards ... Totaled 37 all-purpose yards on 17 offensive snaps ... **at No. 16/17 Oregon State (Sept. 16)** ... Logged 12 statless snaps at No. 16/17 Oregon State ... **vs. Boise State (Sept. 22)** ... Played 14 offensive snaps in the conference opener against Boise State on Sept. 22 ... Had just one rush for no gain and made one catch for 12 yards ... **at Air Force (Sept. 30)** ... Logged 12 offensive snaps at Air Force on Sept. 30 ... Carried the ball three times for four yards ... Caught both of his targets for 11 yards ... **at Hawai'i (Oct. 14)** ... Ran for 14 yards on three carries (4.7 avg) at Hawai'i on Oct. 14 ... Logged 16 offensive snaps and played on special teams as well ... **vs. Nevada (Oct. 21)** ... Came off the bench against Nevada on Oct. 21 ... Had just one carry for six yards ... Also saw one target, receiving ... **vs. Utah State (Nov. 4)** ... Played just three offensive snaps against Utah State on Nov. 4 ... Reeled in his lone target for a career-long 33-yard reception ... It was also the longest catch of the game for the Aztecs.
- **2022 (Redshirt Freshman):** Played in 12 games with two starts to his credit ... Carried nine times for 33 yards (3.7 avg.) with a long of nine yards ... Also caught a 29-yard pass ... Played 77 offensive snaps for the season ... Did not play in the opener vs. Arizona on Sept. 3 ... Made his first career appearance vs. Idaho State on Sept. 10, carrying four times for 17 yards (4.3

avg.) with a long run of nine yards in just four snaps ... Had 10 yards on three rushing attempts the following week at No. 14/15 Utah on Sept. 17 across 11 snaps ... Did not have any stats in games against Toledo (Sept. 24), Boise State (Sept. 30) or Hawai'i (Oct. 8) ... Had a 2-yard carry at Nevada on Oct. 22 in five snaps ... Caught a 29-yard pass at Fresno State on Oct. 29 in just five snaps ... Did not record a stat in three more games vs. UNLV (Nov. 5), San Jose State in 13 snaps (Nov. 12) and at New Mexico in 11 snaps (Nov. 18) ... Had a 4-yard rush vs. Air Force on Dec. 24 ... Did not find the stat sheet vs. Middle Tennessee on Dec. 24 in the Easy-Post Hawai'i Bowl despite playing a season-high 14 snaps.

- **High School:** Lettered for three years at Canyon Springs High School in Las Vegas ... Named the 4A All North-East League running back in 2018 (second team) and 2019 (first team) ... Listed as the All-Southern Nevada second team kick returner in 2019 ... Maintained a 3.0 GPA during his junior and senior seasons ... According to MaxPreps, rushed 59 times for 463 yards (7.8 YPC) and four touchdowns as a junior while catching seven passes for 126 yards and a touchdown ... The team finished 15-9 over his sophomore and junior seasons ... Also played baseball for the Pioneers and batted .429.
- **Personal:** Martin Latwan Blake was born January 8, 2003, in Las Vegas ... Son of Robert Blake ... His father, Robert, is an umpire ... Is majoring in marketing ... Lists his favorite athlete as Kobe Bryant.

Blake's Career Statistics

Season	Rushing						Receiving						
	GP	GS	Att.	Yds.	TD	Lg.	Avg.	100+	No.	Yds.	Avg.	TD	Lg.
2022	12	2	9	33	0	9	3.7	0	1	29	29.0	0	29
2023	9	0	26	97	1	12	3.7	0	8	116	14.5	0	33
Career	21	2	35	130	1	12	3.7	0	9	145	16.1	0	33

Career Highs: Carries: 12 vs. Idaho State (9/2/23); Rushing Yards: 58 vs. Idaho State (9/2/23); Rushing Touchdowns: 1 vs. Idaho State (9/2/23); Long Rush: 12 vs. Idaho State (9/2/23); Receptions: 3 vs. Idaho State (9/2/23); Receiving Yards: 40 vs. Idaho State (9/2/23); Long Reception: 33 vs. Utah State (11/4/23); Kick Returns: 2 vs. Ohio (8/26/23); Kick Return Yards: 44 vs. Ohio (8/26/23); Long Kick Return: 35 vs. Idaho State (9/2/23); All-Purpose Yards: 133 vs. Idaho State (9/2/23).

2023 Highs: Carries: 12 vs. Idaho State (9/2/23); Rushing Yards: 58 vs. Idaho State (9/2/23); Rushing Touchdowns: 1 vs. Idaho State (9/2/23); Long Rush: 12 vs. Idaho State (9/2/23); Receptions: 3 vs. Idaho State (9/2/23); Receiving Yards: 40 vs. Idaho State (9/2/23); Long Reception: 33 vs. Utah State (11/4/23); Kick Returns: 2 vs. Ohio (8/26/23); Kick Return Yards: 44 vs. Ohio (8/26/23); Long Kick Return: 35 vs. Idaho State (9/2/23); All-Purpose Yards: 133 vs. Idaho State (9/2/23).

Blake's Career Game-by-Game

Date	Opponent	Rushing						Receiving		
		GP	GS	Att.	Yds.	Avg.	TD	No.	Yds.	TD
S.3.22	Arizona									
S.10.22	Idaho State	1	0	4	17	4.25	0	0	0	0
S.17.22	at No. 14/15 Utah	1	0	3	10	3.33	0	0	0	0
S.24.22	Toledo	1	0	0	0	0.00	0	0	0	0
S.30.22	at Boise State*	1	0	0	0	0.00	0	0	0	0
O.8.22	Hawai'i*	1	0	0	0	0.00	0	0	0	0
O.22.22	at Nevada*	1	0	1	2	2.00	0	0	0	0
O.29.22	at Fresno State*	1	0	0	0	0.00	0	1	29	0
N.5.22	UNLV*	1	0	0	0	0.00	0	0	0	0
N.12.22	San José State*	1	0	0	0	0.00	0	0	0	0
N.18.22	at New Mexico*	1	0	0	0	0.00	0	0	0	0
N.24.22	Air Force*	1	0	1	4	4.00	0	0	0	0
D.24.22	vs. Middle Tennessee^	1	0	0	0	0.00	0	0	0	0
A.26.23	Ohio	1	0	1	-2	-2.00	0	0	0	0
S.2.23	Idaho State	1	0	12	58	4.83	1	3	40	0
S.9.23	UCLA	1	0	5	17	3.40	0	1	20	0
S.16.23	at No. 16/17 OSU	1	0	0	0	0.00	0	0	0	0
S.22.23	Boise State*	1	0	1	0	0.00	0	1	12	0
S.30.23	at Air Force*	1	0	3	4	1.33	0	2	11	0
O.14.23	at Hawai'i*	1	0	3	14	4.67	0	0	0	0
O.21.23	Nevada*	1	0	1	6	6.00	0	0	0	0
N.4.23	Utah State*	1	0	0	0	0.00	0	1	33	0

Bold indicates season high. * - Mountain West game. ^ - 2022 EasyPost Hawai'i Bowl (Clarence T.C. Ching Athletics Complex; Honolulu, Hawaii).

#80 BAYLIN BROOKS**Wide Receiver • TR-Freshman • 6-2 • 195 • Pasadena, Calif. • Pasadena HS**

- **At San Diego State:** Has impressed the coaching staff despite missing some time in fall camp with an injury ... Enters the weekend as the projected starting "X" receiver.
- **2023 (True Freshman):** Has appeared in all of the team's nine games this season, making his first collegiate start in his first collegiate game against Ohio and four starts total ... Collected 13 catches for 227 yards thus far (17.5 avg) ... Became the first Aztec true freshman with at least 100 receiving yards in nearly 29 years since Az Hakim had 143 at Wyoming on Oct. 22, 1994 and just the fourth in SDSU's Division I history (since 1969) after totaling 117 yards against Boise State (Sept. 22) ... vs. Ohio (Aug. 26) ... Started the opener against Ohio on Aug. 26, becoming the first Aztec true freshman wide receiver to start since Elijah Kothe started at New Mexico on on Nov. 3, 2018 ... Had two catches for 19 yards (9.5 avg.) in 35 snaps ... vs. Idaho State (Sept. 2) ... Caught his lone target of the night for seven yards ... vs. UCLA (Sept. 9) ... Played three statless snaps against the Bruins ... at No. 16/17 Oregon State (Sept. 16) ... Got the start at No. 16/17 Oregon State on Sept. 16, the second of his young career ... Recorded two catches on four targets ... Entered the game with 39 career receiving yards, nearly doubling it with a career-high 34 yards ... Also made a career-long reception of 24 yards in the third quarter ... vs. Boise State (Sept. 22) ... Had a breakout game against Boise State on Sept. 22, setting career highs in receptions (5) and receiving yards (117), while logging his first career touchdown ... Became SDSU's first 100-yard receiver since Mekhi Shaw had 120 at New Mexico on Nov. 18, 2022 and the 92nd different Aztec with a 100-yard receiving game ... The 117 yards are tied for the fifth most in the country this year among true freshmen ... His touchdown was the first score of the game, coming on a 34-yard reception on the second SDSU drive of the night ... His long of 37 yards came in the second quarter as part of a drive that ended with a field goal to put the Aztecs in front, 10-7 ... Also had a 22-yard catch in the third quarter and a 19-yard catch in the fourth which led to another SDSU touchdown ... at Air Force (Sept. 30) ... Started his third consecutive game at Air Force on Sept. 30 ... Made one catch for 16 yards ... Led the team with five targets ... at Hawai'i (Oct. 14) ... Logged 22 snaps off the bench at Hawai'i on Oct. 14 ... Saw two targets, making one catch for 21 yards ... His 21-yard reception went for a first down on a third quarter drive that ended with a field goal to give the Aztecs the lead ... vs. Nevada (Oct. 21) ... Came off the bench for one offensive snap against Nevada on Oct. 21 ... vs. Utah State (Nov. 4) ... Played 21 offensive snaps against Utah State on Nov. 4 ... Had three targets, but no catches.
- **High School:** Starred at Pasadena High School in Pasadena, California ... Helped the Bulldogs to a 9-2 record during the 2022 campaign ... Earned offensive league MVP honors for his stand-out performance as a senior ... According to MaxPreps, as a senior he totaled 1,283 all-purpose yards, including 903 receiving yards, 194 return yards and 141 rushing yards ... Totaled 13 touchdowns during his senior campaign, including 11 touchdown catches, one rushing and another passing touchdown ... Averaged 90.3 receiving yards per game and a whopping 10.8 yards per carry rushing the ball ... Had six games with at least 100 receiving yards, including a season-high 128 yards on five catches and three touchdowns in a 51-7 win over Arcadia HS ... Had three touchdown catches in the Bulldogs' 47-0 win over Muir HS, a game in which he had five catches for 118 yards ... As a junior at Loyola High School in Los Angeles, he played in 12 games, catching 39 passes for 549 yards and seven touchdowns ... In the classroom, he earned honor roll status while also playing baseball throughout high school ... Ranked by 247sports as a three-star recruit with a scout grade of 86 ... Also ranked by ESPN as a three-star recruit with a scout grade of 76, and earned two stars from Rivals.
- **Personal:** Picked the Aztecs over offers from Arizona, Nevada, Portland State and San Jose State.

Brooks' Career Statistics**Receiving**

Season	GP	GS	Rec.	Yds.	Avg.	Long	TD
2023	9	4	13	227	17.5	37	1
Career	9	4	13	227	17.5	37	1

Career/2023 Highs: Receptions: 5 vs. Boise State (9/22/23); Receiving Yards: 117 vs. Boise State (9/22/23); Receiving Touchdowns: 1 vs. Boise State (9/22/23); Long Reception: 37 vs. Boise State (9/22/23).

Brooks' Career Game-by-Game**Receiving**

Date	Opponent	GP	GS	No.	Yds.	Avg.	Lg.	TD	TD Lengths
A.26.23	Ohio	1	1	3	32	10.7	13	0	
S.2.23	Idaho State	1	0	1	7	7.0	7	0	
S.9.23	UCLA	1	0	0	0	0.0	0	0	
S.16.23	at No. 16/17 OSU	1	1	2	34	17.0	24	0	
S.22.23	Boise State*	1	1	5	117	23.4	37	1	34
S.30.23	at Air Force*	1	1	1	16	16.0	16	0	
O.14.23	at Hawai'i*	1	0	1	21	21.0	21	0	
O.21.23	Nevada*	1	0	0	0	0.0	0	0	
N.4.23	Utah State*	1	0	0	0	0.0	0	0	

*Bold indicates season high. * - Mountain West game.*

#13 JACK BROWNING**K/P • ^Senior • 5-11 • 190 • Lakeside, Calif. • Grossmont College**

- **At San Diego State:** Took over for the 2021 Ray Guy Award winner Matt Araiza by handling all three kicking duties - PAT/field goal, kickoff and punting - in 2022 ... Has a cannon of a leg ... Continues to work on his accuracy and consistency ... Was awarded a scholarship after practice on Sept. 25, 2022 ... For his career, first at SDSU in punt average (45.8, min. 90 punts), sixth in field goal percentage (.721, min. 25 att.) and eighth in made field goals (31)... Ranked third in SDSU single-season history last year in punt average (46.10), tied for third in field goals (20), and tied for seventh in field goal percentage (80.0) ... Has 10 games with multiple field goals, including three games this year, out of the 22 games he's played as the Aztec kicker ... Is 4-for-6 for his career on field goal attempts of at least 50 yards (2-for-3 this year). The 66.7 percent is tied for the fourth highest among all active kickers (min. 6, 50-yard attempts)... The 66.7 percent is tied for the fourth highest among all active kickers (min. 6, 50-yard attempts) ... Kicked a 61-yard field goal at Air Force on Sept. 30, 2023 marking a new school record, Mountain West Conference record, and Falcon Stadium record ... It is the only 60-plus yard field goal in conference history.
- **2023 (^Senior):** Was chosen as a team captain as voted on by his teammates ... Has been named to both the Ray Guy Award Watch List (best punter) and the Lou Groza Award (top kicker), the only player in the country on both watch lists ... Has been named a preseason first-team All-American by Sports Info Solutions ... Has been named the Mountain West Preseason Special Teams Player of the Year ... Browning is the second straight Aztec to be named the preseason special teams player of the year (Jordan Byrd) and the fourth overall (also Rashaad Penny in 2016 and 2017) ... Has been named a preseason first-team all-Mountain West selection at punter by the league media, Pro Football Focus, Phil Steele Magazine, Athlon Sports, Lindy's Sports and Sports Info Solutions and a second-team pick at kicker by Pro Football Focus, Phil Steele Magazine and Athlon Sports ... Is just the second Aztec punter to garner preseason all-MW accolades by the league's media, joining Brian Stahovich (2010 and 2011) ... Is listed as the No. 4 punter in FBS by Lindy's Sports and the No. 8 NFL talent in the MW by the magazine ... Phil Steele Magazine lists him as the sixth draft-eligible punter and kicker ... Has made 11 of his 18 field goal attempts along with a perfect 20-for-20 on PATs ... His 53 total points this season leads the team ... Is tied for the FBS lead in PAT percentage (100.00), tied for 10th in punts inside the 20-yard line (17, 1st in MW), 12th in net punt average (42.51, 2nd in MW), tied for 16th in field goal attempts per game (2.00, 3rd in MW), tied for 17th in field goal attempts (18, 3rd in MW), 19th in punt average (45.24, 3rd in MW), and 21st in both punt yards (2,036, 1st in MW) and punt yards per game (226.56, 1st in MW) ... Also ranks second in the MW in punts per game (5.00, 27th in FBS) and kickoff average (62.77, 52nd in FBS), third in total punts (35, 29th in FBS), fourth in field goals made per game (1.22, T-45th in FBS), tied for fourth in made field goals (11, T-41st in FBS), fifth in kickoff touchback percentage (50.00, T-73rd in FBS), and 10th in field goal percentage (61.11) and kickoff touchbacks (15)... vs. Ohio (Aug. 26) ... Picked up where he left off last year, being named the Mountain West Special Teams Player of the Week for the third time of his career on Aug. 28 for his play against Ohio on Aug. 26 ... Accounted for eight of SDSU's 20 points in a seven-point victory ... Also punted three times for a 56.3 average with all three going for over 50 yards, including a 57-yarder, 60-yarder and a 52-yarder ... The 56.3 average was the highest in the country of that weekend (min. 3 attempts) and still ranks as the fourth highest in a game this season ... Also kicked off, handling all three kicking duties ... Was named the team's special teams player of the game ... vs. Idaho State (Sept. 2) ... Scored 10 of the team's 36 points in the victory over Idaho State on Sept. 2, making two field goals (43 yards, 41 yards) along with four PATs ... His two field goals marked his ninth career game with multiple FGs ... Also made five punts

for a total of 216 yards, including one inside the 20 ... Handled the kickoff duties, totaling 451 yards on seven kicks (64.4 avg) ... **vs. UCLA (Sept. 9)** ... Made his lone field goal attempt against UCLA on Sept. 9, a 44-yard kick, for his fifth made FG of the season along with a PAT ... Had three kickoffs for a total of 195 yards, giving him a season-high 65.0 average ... Also handled seven punts for a total of 301 yards, another season-high ... **at No. 16/17 Oregon State (Sept. 16)** ... Connected on 1-of-3 on his field goal attempts at No. 16/17 Oregon State on Sept. 16 ... Just his second career game with two misses (48 and 49 yard attempts) ... The field goal he hit matched his career-long at 52 yards for the Aztecs' first score against the Beavers ... Also handled the punting duties, totaling six punts for 231 yards for a 38.5 average (35.1 net avg return) ... Landed a season-high three punts inside the 20 yard line and had one go for a touchback ... Three of his six punts went as fair catches ... Was the first game of his career, he did not take any of the kickoffs ... **vs. Boise State (Sept. 22)** ... Made 1-of-2 field goal attempts in the conference opener against Boise State on Sept. 22 ... The made field goal was from 22 yards out and gave the Aztecs a second quarter lead ... His miss was a 40-yard attempt ... Was a perfect 4-of-4 on PATs ... Totaled three punts for 120 yards (40.0 avg) with a long of 45 yards ... Recorded one kickoff that went for 64 yards ... **at Air Force (Sept. 30)** ... Made history at Air Force on Sept. 30, connecting on a career-long 61-yard field goal (his lone attempt on the night) ... The kick set a San Diego State record, Mountain West Conference record, and Falcon Stadium record ... The previous SDSU long was 57 yards by Ed Corral during the 1980 season; the previous Mountain West long was 59 yards by Air Force's Joey Ashcroft in 2003 ... It is also tied for the longest field goal in the country this year and 20th-longest in NCAA history ... Also had two kickoffs for 130 yards (65.0 avg) for a pair of touchbacks ... The 65.0 average matches his season-high ... Had five punts for 232 yards (46.4 avg) with a long of 54 and two landing inside the 20-yard line ... **at Hawai'i (Oct. 14)** ... Named the MW Special Teams Player of the Week for the fourth time of his career (second this season) on Oct. 16 for his play at Hawai'i on Oct. 14 ... Also named the team's co-special teams player of the game with Eric Butler ... Punted four times for a 56.0 average and 54.2 net average, both career highs (min. 4 punts) ... The 56.0 average is the second highest in the country this year by an FBS player (min. 4 punts) ... Out of his four punts, three were for at least 50 yards and two went for 60-plus yards, including a career-long 66 yarder and a 63 yarder ... Three of his four punts landed inside the 20-yard line (and 10-yard line) with Hawai'i's average starting position of those three punts at its own 5.3-yard line (8, 1 and 7) ... His other punt was muffed by a Rainbow Warrior returner and SDSU recovered it ... Also made a pair of field goals and all five PATs, accounting for 11 of San Diego State's 41 points in a seven-point win ... The 11 points marks a new season high and ties his career high, which he has done four times now ... His two field goals made and three field goals attempted both matched season-highs ... He also kicked off a career high eight times with a 64.9 kickoff average and a career high six touchbacks, playing a big part in SDSU dominating the average starting field position against Hawai'i (SDSU 42 to UH 23) ... **vs. Nevada (Oct. 21)** ... Missed his lone field goal attempt against Nevada on Oct. 21 ... Punted six times for 258 yards (43.0 avg) with a 39.2 net average ... Had just one kickoff that went for 59 yards ... **vs. Utah State (Nov. 4)** ... Went 1-of-2 on field goal attempts and hit all three PATs against Utah State on Nov. 4 ... His made field goal was a 23-yard game-tying field goal with 33 seconds left in the fourth quarter, forcing overtime ... His miss was a 42-yard attempt in the first quarter ... He had four kickoffs for 244 total yards (61.0 avg) with two going for touchbacks ... Totaled six punts for a total of 285 yards (47.5 avg) ... Had a net punt average of 43.2 ... Set a career-high four punts going for fair catches and matched his season-high with three punts inside the 20-yard line ... Two of his punts went for a 50+ yards including a 65-yard boot in the second quarter ... Recorded two carries for minus-two yards, one on a fake field goal and the other on a fake punt.

- **2022 (Senior): Was named a second-team Pro Football Focus All-American and an honorable-mention College Football Network All-American, both at punter ... Was named the Mountain West Special Teams Player of the Year by the league's head coaches and media ... Became SDSU's second straight punter to win the award and SDSU's fifth winner over the last eight seasons (since 2015) ... Also was chosen as a first-team punter ... Also was named the MW Punter of the Year by College Football Network ... Also earned first-team all-MW accolades at punter by Pro Football Focus, Phil Steele Magazine and College Football Network, and as a kickoff specialist by College Football Network, and a fourth-team honoree at kicker by Phil Steele Magazine ... Was chosen as SDSU's most valuable special teams player ... Was named the "Key player to the 2022 season" by Athlon Sports ... Made 20 of 25 field goal attempts (80.0 pct.) with a long of 52 yards and all 30 PATs ... Made the first eight field goals of his career ... Also punted 68 times for 3,135 yards (46.1 avg.) with a long of 63 yards ... Out of his 68 punts, 28 landed inside the 20-yard line, including 14 inside the 10 and six inside the 5 ... Owned a 42.3 net punt average ... His first touchback**

came on his 33th attempt of the season (he had four overall in 68 punts) ... Kicked off 59 times for 3,784 yards (64.1 avg.) with 37 touchbacks ... Also had two designed rushes for 59 yards (29.5 avg.) on a pair of fake punts, the first going for 26 yards and the second for 33 yards (also fumbled a snap, which went down as a 7-yard loss) ... According to Pro Football Focus, he had the second-best punt grade (84.4) in the country ... His true kickoff average was also 67.5 yards (per PFF) ... Ranked third in SDSU single-season history in punt average (46.10), tied for third in field goals (20) and tied for seventh in field goal percentage (80.0) ... Tied for the FBS lead in PAT percentage (100.00), and was sixth in punt average (46.1, 1st in MW), tied for sixth in punts inside the 20-yard line (28, 1st in MW), eighth in kickoff average (64.14, 1st in MW) and total punt yards (3,145, 3rd in MW), 12th in net punt average (42.3, 1st in MW), tied for 12th in field goal attempts per game (1.92, T-1st in MW), tied for 14th in field goal attempts (25, T-2nd in MW), 16th in punt yards per game (241.92, 3rd in MW), tied for 16th in total punts (68, 3rd in MW) and field goals made (20, 3rd in MW), and tied for 17th in field goals per game (1.54, T-3rd in MW) and punts per game (5.25, 4th in MW) ... Also was second in the league in kickoff touchbacks (37, T-48th in FBS), third in kickoff touchback percentage (62.71, 37th in FBS), fourth in field goal percentage (80.00, T-47th in FBS), fifth in total points (90), sixth in points per game (6.92), seventh in made PATs (30) and attempted PATs (30), and tied for eighth in points responsible for (90) ... Had seven games with multiple field goals, including three each in back-to-back games vs. Hawai'i (Oct. 8) and at Nevada (Oct. 22) ... Recorded his first field goals in the opener with Arizona on Sept. 3, going 2-for-2 with 44 and 23-yard field goals ... Also kicked off five times for a perfect 65.0 average with four touchbacks ... Made both of his PATs ... Had his first four punts for a 41.8 average with a long of 57 ... One of his four punts pinned the Wildcats at their own 3-yard line ... Also had a punt blocked ... Had a monster game against Idaho State on Sept. 10 ... Punted six times for a 47.5 avg. with all six inside the 20-yard line, including five inside the 10 and four inside the 5 ... Off his six punts, Idaho State averaged starting on its own 4.8-yard line ... Became just the second FBS punter with four punts inside the 5-yard line since at least 2012 (also Michael Dickson (Texas) vs. Missouri on Dec. 27, 2017) ... Additionally, Dickson was the only player since 2012 with more than five punts inside the 10 (he had six) ... For the game, Idaho State started on its own 17 ... Also made his lone field goal attempt, a 20-yarder, and all five PATs ... Kicked off seven times for a 65.7 average with six touchbacks (lone non-touchback came when he kicked from the 20 after an Aztec penalty) ... Also had a 26-yard rush on a fake punt attempt ... Was named the team's special teams player of the game ... Punted eight times for 365 yards (45.6 avg.) at No. 14/15 Utah with a long of 55 yards ... Three of his eight punts finished inside the 20-yard line ... Made his one PAT ... Kicked off once for a touchback ... Was named the Mountain West Special Teams Player of the Week for the first time of his career on Sept. 26 for his play against Toledo on Sept. 24 ... Made his only field goal attempt - a career-long 50-yarder - and was 2-for-2 in PATs ... Also punted nine times for 364 yards (40.4 avg.) (three of his punts started in Toledo territory) with a long of 56 yards ... Out of his nine punts, six landed inside the 20 (last six of the game) and three inside the 10 ... Out of his nine punts, Toledo averaged a 21.7-yard field position ... Also kicked off four times for a 64.2 average with two touchbacks ... Off his four kickoffs, Toledo averaged a 22-yard field position ... Out of his 13 overall kicks (punts and kickoffs), Toledo averaged starting on its own 21.8-yard line ... Also was named to the "Ray's 8" for the top punter for the week ... Also was named the team's special teams player of the game ... Had another busy game at Boise State on Sept. 30, making a pair of field goals (21 and 25 yards) and his lone PAT attempt ... Also punted a career-high 10 times for 485 yards with a career-high 48.5 average and a long of 55 yards ... The 48.5 average was the third highest this season for those with at least 10 punts in a game and the 24th highest since at least 1996 ... Four of his 10 punts went for at least 50 yards, two landed inside the 20 and two were fair caught ... Had one touchback, his first in his 33th punt of his career ... Also kicked off four times for 259 yards (64.8 avg.) and three touchbacks ... Was named to the "Ray's 8" for the top punter for the week ... Had a career-high three field goals, including a 26-yarder with seven seconds left to seal the 16-14 Aztec win ... Missed on attempt on the day, but is still 9-for-10 on the season in field goal attempts ... Has multiple field goals in three of the team's six games this year ... Scored 10 of the team's 16 points ... Punted five times for a 44.8 average with a long of 53 yards ... Three punts landed inside the 20-yard line, including one inside the 10 ... Also was named to the "Ray's 8" for the top punter for the week ... Also was named the team's special teams player of the game ... Had another good game at Nevada on Oct. 22 ... Was 2-for-2 on PATs and 3-for-3 on field goals, scoring a career-high 11 points ... Tied a career high with three field goals ... Also averaged 47.4 yards per punt in five attempts ... Had a long punt of 59 yards, which tied a career long, and two of at least 50 yards ... Kicked off six times with three going for touchbacks, averaging 64.0 yards per boot ... Off his 11 kicks (six kickoffs and five punts), Nevada averaged starting on its own 19.3 yard line ... Had a 55-yard punt and kicked off four times for 257 yards (64.2 avg.) with

three touchbacks at Fresno State on Oct. 29 ... Also made all four PATs ... Also returned a fake punt 33 yards, which later set up an Aztec touchdown ... Now has rushed three times for his career on fake punts/field goals for 72 yards (24.0 avg.) with one touchdown ... Punted six times for 301 yards (50.2 avg.) with a career long of 61 yards against UNLV on Nov. 5 ... Set career highs with a 50.2 punt average and a 49.5 net average ... Out of his six punts, three landed inside the 20-yard line, including two inside the 10 with one on the 1, and three went for at least 50 yards ... Once again landed on the "Ray's 8" for the top punter of the week ... Made both of his PATs but missed a pair of field goals (50 and 48) ... Did not kick off for the first time of the season ... Made a pair of field goals (22 and 31 yards) and all five PATs against San José State on Nov. 12 ... Ended up tying a career high with 11 points ... Only punted twice - both in the fourth quarter - for 76 yards (38.0 avg.) with both punts coming inside Spartan territory ... The two punts finished at the 11 and the 6 with the latter leading to an Aztec safety by the defense (first since 2013) ... Returned to kickoff duties, averaging 63.0 yards on eight boots with three touchbacks ... Was named the Mountain West Special Teams Player of the Week for the second time of his career (and season) on Nov. 21 for his play at New Mexico on Nov. 18, making all six kicks (four PATs, two field goals), scoring 10 of SDSU's 34 points ... Also punted twice for a career-high 52.5 average, including a career long of 63 yards, and kicked off seven times with four touchbacks for a 64.1 average, while logging a tackle on a kickoff ... Made one of two field goals (made 26, missed 45) for SDSU's only points against Air Force on Nov. 26 ... Punted six times for 276 yards (46.0 avg.) with a long of 57 and one inside the 20-yard line (and 10) ... Posted a net punt average of 46.0 ... Also kicked off twice for a 65.0 average with both going for touchbacks ... Had another big game vs. Middle Tennessee in the EasyPost Hawai'i Bowl on Dec. 24, tying a career high with three field goals, including a 52-yarder for a Hawai'i Bowl record and tied for the 11th longest in program history ... Recorded multiple field goals for the seventh time of the season, finishing the year with 20 field goals, tied for third in SDSU single-season history ... Punted four times for 195 yards for a 48.8 average with a long of 57 yards ... Kicked off six times for a perfect 65.0-yard average with all six going for touchbacks.

- **2021 (Junior):** Appeared in 13 of the team's 14 games in his first season at SDSU in 2021, all as the team's holder on field goals and PATs ... Kicked off one time on the season for 62 yards against Towson on Sept. 25 ... Scored on a 13-yard rush on a fake field goal at Hawai'i on Nov. 6 ... His Division I debut came against New Mexico State on Sept. 4 ... Only missed the Boise State game on Nov. 25.
- **At Grossmont College (2019-20):** Spent one season at nearby Grossmont College, where he kicked and punted for the Griffins, before the 2020 season was canceled due to COVID ... Was a second-team all-conference performer ... Was 4-for-6 (.667) in field goal attempts with a long of 38 yards, while making 14 of his 16 PATs (.875) ... Also punted 60 times for 2,291 yards (38.2 avg.) with a long of 69 yards ... Out of his 60 punts, 14 finished inside the 20 and 13 were fair caught ... Was 2-for-2 in field goal attempts and made his only PAT try at Canyons on Sept. 14 ... His best punting game came against Riverside on Oct. 19 when he averaged 45.3 yards on seven punts (317 yards) with a long of 53 ... Had a season-long 69-yard punt against Mt. San Jacinto (Sept. 21) and a 63-yarder vs. Saddleback College (Nov. 9).
- **High School:** Prepped at nearby West Hills High School in Santee, Calif., earning a pair of letters ... Was a first-team all-league academic selection by the San Diego Union Tribune ... Also competed on the track and field team for the Wolf Pack.
- **Personal:** Jack Browning was born Nov. 14, 2001, in San Diego ... Son of Matthew and Lucretia Browning ... Is majoring in social science.

Browning's Career Statistics

Kicking

Season	GP	GS	FGM	FGA	Pct.	01-19	20-29	30-39	40-49	50+	Lg.	Blk.
2021	13	0	0	0	.000	0-0	0-0	0-0	0-0	0-0	0	0
2022	13	13	20	25	.800	0-0	9-9	6-7	3-6	2-3	52	0
2023	9	9	11	18	.611	0-0	5-5	0-2	4-8	2-3	61	0
Career	35	22	31	43	.721	0-0	14-14	6-9	7-14	4-6	61	0

Kickoffs (Onside Kicks Not Included)

Season	GP	GS	No.	Yds.	Avg.	TB	OB
2021	13	0	1	62	62.0	0	0
2022	13	12	59	3,784	64.1	37	0
2023	9	8	30	1,883	62.77	15	1
Career	34	19	86	5,485	63.8	50	1

Punting

Season	GP	GS	No.	Yds.	Avg.	Net	TB	FC	I20	50+	Lg.
2021	13	0	0	0	0.0	0.0	0	0	0	0	0
2022	13	13	68	3,135	46.1	42.3	4	18	28	21	63
2023	9	9	45	2,036	45.2	43.4	4	19	17	12	66
Career	35	22	113	5,171	45.8	42.74	8	37	45	33	66

Career Highs: Points: 11, four times; Field Goals: 3 vs. Middle Tennessee (12/24/22), at Nevada (10/22/22), vs. Hawai'i (10/8/22); Long Field Goal: 61 at Air Force (9/30/23); Punts: 10 at Boise State (9/30/22); Punt Yards: 485 at Boise State (9/30/22); Punt Avg. (min. 2 attempts): 56.3 (3-for-169) vs. Ohio (8/26/23); Net Punt Avg. (min. 2 attempts): 55.3 vs. Ohio (8/26/23); Punt Long: 66 at Hawai'i (10/14/23); Punt Fair Catches: 4 vs. Utah State (11/4/23); Punts Inside 20: 6 vs. Toledo (9/24/22), vs. Idaho State (9/10/22); Kickoffs: 8 at Hawai'i (10/14/23), vs. San José State (11/12/22); Touchbacks (KO): 6 at Hawai'i (10/14/23), vs. Middle Tennessee (12/24/22), vs. Idaho State (9/10/22); Kickoff Avg. (More than 1 att.): 65.7 vs. Idaho State (9/10/22); Carries: 2 vs. Utah State (11/4/23); Rushing Yards: 33 at Fresno State (10/29/22); Rushing Touchdowns: 1 at Hawai'i (11/6/21); Long Rush: 33 at Fresno State (10/29/22).

2023 Highs: Points: 11 at Hawai'i (10/14/23); Field Goals: 2 at Hawai'i (10/14/23), vs. Idaho State (9/2/23), vs. Ohio (8/26/23); Long Field Goal: 61 at Air Force (9/30/23); Punts: 8 vs. Utah State (11/4/23); Punt Yards: 301 vs. UCLA (9/9/23); Punt Avg. (min. 2 attempts): 56.3 (3-for-169) vs. Ohio (8/26/23); Net Punt Avg. (min. 2 attempts): 55.3 vs. Ohio (8/26/23); Punt Long: 66 at Hawai'i (10/14/23); Punt Fair Catches: 4 vs. Utah State (11/4/23); Punts Inside 20: 3 vs. Utah State (11/4/23), at Hawai'i (10/14/23), at No. 16/17 Oregon State (9/16/23); Kickoffs: 8 at Hawai'i (10/14/23); Touchbacks (KO): 6 at Hawai'i (10/14/23); Kick-off Avg. (More than 1 att.): 65.0 at Air Force (9/30/23), vs. UCLA (9/9/23); Carries: 2 vs. Utah State (11/4/23), Rushing Yards: -2 vs. Utah State (11/4/23).

Browning's Career Game-by-Game

Kicking

Date	Opponent	GP	GS	PATs		FGs			
				Md.	Att.	Md.	Att.	Long	Blkd.
S.3.22	Arizona	1	*	2	2	2	2	44	0
S.10.22	Idaho State	1	*	5	5	1	1	20	0
S.17.22	at No. 14/15 Utah	1	*	1	1	0	0	0	0
S.24.22	Toledo	1	*	2	2	1	1	50	0
S.30.22	at Boise State*	1	*	1	1	2	2	25	0
O.8.22	Hawai'i*	1	*	1	1	3	4	45	0
O.22.22	at Nevada*	1	*	2	2	3	3	30	0
O.29.22	at Fresno State*	1	*	4	4	0	0	0	0
N.5.22	UNLV*	1	*	2	2	0	2	0	0
N.12.22	San José State*	1	*	5	5	2	2	31	0
N.18.22	at New Mexico*	1	*	4	4	2	2	46	0
N.26.22	Air Force*	1	*	0	0	1	1	26	0
D.24.22	vs. Middle Tennessee^	1	*	2	2	3	4	52	0
A.26.23	Ohio	1	*	2	2	2	3	49	0
S.2.23	Idaho State	1	*	4	4	2	2	43	0
S.9.23	UCLA	1	*	1	1	1	1	44	0
S.16.23	at No. 16/17 OSU	1	*	0	0	1	3	52	0
S.22.23	Boise State*	1	*	4	4	1	2	22	0
S.30.23	at Air Force*	1	*	1	1	1	1	61	0
O.14.23	at Hawai'i*	1	*	5	5	2	3	24	0
O.21.23	Nevada*	1	*	0	0	0	1	0	0
N.4.23	Utah State*	1	*	3	3	1	2	23	0

Punting

Date	Opponent	GP	GS	No.	Yds.	Avg.	Net	TB	FC	I20	Lg.
S.3.22	Arizona	1	*	4	167	41.8	36.0	0	0	1	57
S.10.22	Idaho State	1	*	6	285	47.5	47.5	0	1	6	59
S.17.22	at No. 14/15 Utah	1	*	8	365	45.6	37.0	0	1	3	55
S.24.22	Toledo	1	*	9	364	40.4	37.8	0	3	6	56
S.30.22	at Boise State*	1	*	10	485	48.5	45.5	1	2	2	55
O.8.22	Hawai'i*	1	*	5	224	44.8	44.8	0	2	3	53
O.22.22	at Nevada*	1	*	5	237	47.4	39.4	2	1	0	59
O.29.22	at Fresno State*	1	*	1	55	55.0	55.0	0	1	0	55

Date	Opponent	GP	GS	No.	Yds.	Avg.	Net	TB	FC	I20	Lg
N.5.22	UNLV*	1	*	6	301	50.2	49.5	0	3	3	61
N.12.22	San José State*	1	*	2	76	38.0	38.0	0	1	2	39
N.18.22	at New Mexico*	1	*	2	105	52.5	42.5	1	1	1	63
N.26.22	Air Force*	1	*	6	276	46.0	46.0	0	2	1	57
D.24.22	vs. Middle Tennessee [^]	1	*	4	195	48.8	36.8	0	0	0	57
A.26.23	Ohio	1	*	3	169	56.3	55.3	0	0	0	60
S.2.23	Idaho State	1	*	5	216	43.2	39.2	1	2	1	48
S.9.23	UCLA	1	*	7	301	43.0	40.9	0	3	2	50
S.16.23	at No. 16/17 OSU	1	*	6	231	38.5	35.2	1	3	3	51
S.22.23	Boise State*	1	*	3	120	40.0	40.3	0	1	0	45
S.30.23	at Air Force*	1	*	5	232	46.4	46.4	0	3	2	54
O.14.23	at Hawai'i*	1	*	4	224	56.0	54.2	0	1	3	66
O.21.23	Nevada*	1	*	6	258	43.0	39.2	1	3	1	58
N.4.23	Utah State*	1	*	6	285	47.5	43.2	1	4	3	65

Kickoffs

Date	Opponent	GP	GS	No.	Yds.	Avg.	TB	OB
S.25.21	Towson	1		1	62	62.0	0	0
S.3.22	Arizona	1	*	3	325	65.0	4	0
S.10.22	Idaho State	1	*	7	460	65.7	6	0
S.17.22	at No. 14/15 Utah	1	*	1	65	65.0	1	0
S.24.22	Toledo	1	*	4	257	64.3	2	0
S.30.22	at Boise State*	1	*	4	259	64.8	3	0
O.8.22	Hawai'i*	1	*	5	304	60.8	0	0
O.22.22	at Nevada*	1	*	6	384	64.0	3	0
O.29.22	at Fresno State*	1	*	4	257	64.2	3	0
N.5.22	UNLV*	1		0	0	0.0	0	0
N.12.22	San José State*	1	*	8	504	63.0	3	0
N.18.22	at New Mexico*	1	*	7	449	64.1	1	0
N.26.22	Air Force*	1	*	2	130	65.0	2	0
D.24.22	vs. Middle Tennessee [^]	1	*	6	390	65.0	6	0
A.26.22	Ohio	1	*	4	221	55.3	0	1
S.2.23	Idaho State	1	*	7	451	64.4	3	0
S.9.23	UCLA	1	*	3	195	65.0	2	0
S.16.23	at No. 16/17 OSU	-		0	0	0.0	0	0
S.22.23	Boise State*	1		1	64	64.0	0	0
S.30.23	at Air Force*	1	*	2	130	65.0	2	0
O.14.23	at Hawai'i*	1	*	8	519	64.9	6	0
O.21.23	Nevada*	1	*	1	59	59.0	0	0
N.4.23	Utah State*	1	*	4	244	61.0	2	0

*Bold indicates season high. * - Mountain West game. ^ - 2022 EasyPost Hawai'i Bowl (Clarence T.C. Ching Athletics Complex; Honolulu, Hawaii). GS - in this category indicates the player was on the field the first time San Diego State was in the field goal or kickoff formation.*

#34 ERIC BUTLER

Safety • Sophomore • 6-1 • 185 • Corona, Calif. • Centennial HS

- **At San Diego State:** Impressed the coaching staff right away with a solid fall camp as a true freshman in 2022 ... Currently sits as the backup boundary warrior on the depth chart ... Also plays on special teams.
- **2023 (Sophomore):** Has played in eight games off the bench this season along with a regular on special teams ... Has 20 tackles (13 solo), including 2.5 TFLs (one sack) ... Also recorded two blocked punts ... His two blocked punts this year are tied for the second-most blocked kicks in SDSU single-season history and tied for the fifth most in school history ... His two blocked kicks are tied for the most in the country this year, while his 0.22 blocked kicks per game is tied for third ... **vs. Ohio (Aug. 26)** ... Came off the bench to play 22 snaps in the opener with Ohio on Aug. 26, logging a then career-high three tackles (two solo) ... **vs. Idaho State (Sept. 2)** ... Came off the bench and played 43 snaps without recording a stat ... **vs. UCLA (Sept. 9)** ... Appeared on 31 defensive snaps against UCLA on Sept. 9 ... Made one solo tackle ... **at No. 16/17 Oregon State (Sept. 16)** ... Came off the bench for 17 defensive snaps at No. 16/17 Oregon State ... Had a pair of solo tackles, one shy of his career-best ... **vs. Boise State (Sept. 22)** ... Enjoyed the best game of his career in the conference opener against Boise State on Sept. 22 ... Recorded a career-high eight tackles (six solo), including the

first TFLs and sack of his career ... The eight tackles led the Aztecs and tied for the game-high ... His 2.5 tackles for loss totaled 17 yards, including an 11-yard sack ... His sack came on the second play of the second half as part of a three-and-out for the Aztec defense ... He added a four-yard TFL later in the third quarter ... **at Air Force (Sept. 30)** ... Made the most of his 27 defensive snaps off the bench at Air Force on Sept. 30 ... Recorded six tackles (three solo), giving him 14 total across his last two games ... **at Hawai'i (Oct. 14)** ... Played just two defensive snaps, but made a huge impact on special teams at Hawai'i on Oct. 14 ... **Named the team's co-special teams player of the game with Jack Browning** ... After the Aztecs forced a three-and-out on the first UH drive, Butler found a lane to rush through and block the punt ... It is the first blocked kick off his career ... Also recorded a 14-yard punt return ... **vs. Nevada (Oct. 21)** ... Played just two defensive snaps against Nevada on Oct. 21 ... Also played on special teams ... **vs. Utah State (Nov. 4)** ... Played just one defensive snap against Utah State on Nov. 4, but blocked a punt on special teams ... It goes as his second blocked punt of the season, which is tied for second most in SDSU single-season history and tied for fifth most in program history ... The block came in the fourth quarter setting up the Aztecs on their own 45 leading to the game-tying field goal to force overtime.

- **2022 (True Freshman):** Played in 12 of the team's 13 games, mostly on special teams ... Played 30 defensive snaps overall ... Logged seven tackles (three solo) ... Did not play in the opener with Arizona on Sept. 3 ... Played five snaps on defense without recording a stat vs. Idaho State on Sept. 10 ... Had his first tackle (assisted) in a season-high 13 snaps at No. 14/15 Utah on Sept. 17 ... Had a special teams tackle vs. Toledo on Sept. 24 ... Played on special teams without recording a stat at Boise State (Sept. 30) and against Hawai'i (Oct. 8) ... Had a special teams tackle at Nevada on Oct. 22 ... Did not find the stat sheet on special teams at Fresno State (Oct. 29) and vs. UNLV (Nov. 5) ... Had one tackle in five snaps vs. San Jose State on Nov. 12 ... Had his first multiple tackle game with two in seven snaps at New Mexico (Nov. 18) ... Did not have a tackle on special teams vs. Air Force on Nov. 24 ... Logged one stop on special teams vs. Middle Tennessee on Dec. 24 in the EasyPost Hawai'i Bowl.
- **High School:** Prepped at Centennial High School in Corona, Calif. ... Played both sides of the ball ... Led the Huskies to the state semifinals before falling to eventual champion Mater Dei ... Centennial ended up finishing ranked third in the state, according to MaxPreps ... Team was 11-1 with an undefeated 5-0 record in league play ... Is a three-star recruit by 247sports and ESPN, and a two-star recruit by Rivals ... Owns a 247sports composite rating of 84.11 ... Received a scout grade of 85 from 247sports and 76 from ESPN.
- **Personal:** Picked San Diego State over offers from Washington, Kansas, Utah State, Fresno State, Nevada and New Mexico.

Butler's Career Statistics

Season	GP	GS	UA	A	TT	TFL	Sk	Int.	PBU	FF	FR
2022	12	0	3	4	7	0.0	0.0	0	0	0	0
2023	8	0	13	7	20	2.5	1.0	0	0	0	1
Career	20	0	16	11	27	2.5	1.0	0	0	0	1

Career/2023 Highs: Tackles: 8 vs. Boise State (9/22/23); Tackles for Loss: 2.5 vs. Boise State (9/22/23); Sacks: 1 vs. Boise State (9/22/23); Fumble Recoveries: 1 vs. Utah State (11/4/23); Blocked Kicks: 1 vs. Utah State (11/4/23), at Hawai'i (10/14/23).

Butler's Career Game-by-Game

Date	Opponent	GP	GS	UA	A	TT	TFL	Sk	Int.	PBU	FF	FR
S.3.22	Arizona											
--- Did Not Play ---												
S.10.22	Idaho State	1	0	0	0	0	0.0	0.0	0	0	0	0
S.17.22	at No. 14/15 Utah	1	0	0	1	1	0.0	0.0	0	0	0	0
S.24.22	Toledo	1	0	0	1	1	0.0	0.0	0	0	0	0
S.30.22	at Boise State*	1	0	0	0	0	0.0	0.0	0	0	0	0
O.8.22	Hawai'i*	1	0	0	0	0	0.0	0.0	0	0	0	0
O.22.22	at Nevada*	1	0	0	1	1	0.0	0.0	0	0	0	0
O.29.22	at Fresno State*	1	0	0	0	0	0.0	0.0	0	0	0	0
N.5.22	UNLV*	1	0	0	0	0	0.0	0.0	0	0	0	0
N.12.22	San José State*	1	0	1	0	1	0.0	0.0	0	0	0	0
N.18.22	at New Mexico*	1	0	1	1	2	0.0	0.0	0	0	0	0
N.26.22	Air Force*	1	0	0	0	0	0.0	0.0	0	0	0	0
D.24.22	vs. Middle Tennessee [^]	1	0	1	0	1	0.0	0.0	0	0	0	0
A.26.23	Ohio	1	0	2	1	3	0.0	0.0	0	0	0	0
S.9.23	UCLA	1	0	1	0	1	0.0	0.0	0	0	0	0
S.16.23	at No. 16/17 OSU	1	0	2	0	2	0.0	0.0	0	0	0	0
S.22.23	Boise State*	1	0	6	2	8	2.5	1.0	0	0	0	0

Date	Opponent	GP	GS	UA	A	TT	TFL	Sk.	Int.	PBU	FF	FR
S.30.23	at Air Force*	1	0	3	3	6	0.0	0.0	0	0	0	0
O.14.23	at Hawai'i*	1	0	0	0	0	0.0	0.0	0	0	0	0
O.21.23	Nevada*	1	0	0	0	0	0.0	0.0	0	0	0	0
N.4.23	Utah State*	1	0	0	0	0	0.0	0.0	0	0	0	1

*Bold indicates season high. * - Mountain West game. ^ - 2022 EasyPost Hawai'i Bowl (Clarence T.C. Ching Athletics Complex; Honolulu, Hawaii).*

#20 SHELDON CANLEY II

Running Back • Freshman • 5-10 • 175 • Lompoc, Calif. • Lompoc HS

- **At San Diego State:** Speedy back with a quick first step who comes from an NFL family ... Plays on scout team as well as handles kick returns.
- **2023 (Freshman):** Worked his way up the depth chart from scout team and into the special teams unit ... Has been the starting Aztec kick returner for the last three games, beginning at Hawai'i on Oct. 14 ... Has six returns for 102 total yards (17.0 avg) ... **at Hawai'i (Oct. 14)** ... Made his first collegiate start as a kick returner at Hawai'i on Oct. 14 ... Totaled three returns for 51 yards in the Aztec victory ... Had a career-long 24-yard return to begin the fourth quarter for a drive that resulted in an Aztec touchdown ... Also had returns of 12 and 15 yards ... **vs. Nevada (Oct. 21)** ... Made his second straight start as the Aztec kickoff returner ... Returned the opening kick 15 yards ... **vs. Utah State (Nov. 4)** ... Started as the Aztec kick returner against Utah State on Nov. 4 ... Recorded two kickoff returns for 36 yards ... The 18.0 average marks a new career-high ... Recorded a 20-yard return to start the second half and a 16-yard return in the fourth quarter.
- **2022 (Redshirt):** Utilized redshirt season ... Made his collegiate debut at New Mexico on Nov. 18 ... Had two carries for four yards with a long of three ... Also had a two-yard reception.
- **High School:** Earned four letters at Lompoc High School in Lompoc, Calif. ... Was an all-CIF selection, all-area MVP, all-league MVP and team MVP ... Was a team captain ... Rushed for 2,893 yards over his career on 309 attempts (9.4 avg.), while adding 36 catches for 468 yards (13.0 avg.) with a combined 53 touchdowns ... Broke Napoleon Kaufman's school record for most rushing touchdowns in a game when he had six and 305 yards against Arroyo Grande ... Also was a star track runner, specializing in the 100-meter dash with a personal record of 10.64 seconds, while competing in the long jump ... Was a three-star recruit by 247sports and ESPN, and a two-star recruit by Rivals ... Owns a 247sports composite rating of 84.32 ... Received a scout grade of 85 by 247sports and a 77 from ESPN.
- **Personal:** Sheldy L Canley II was born Feb. 24, 2004 in Santa Barbara, Calif. ... Son of Sheldon and Virginia Canley ... Father, Sheldon Sr., played four years in the NFL and had back-to-back 1,000-yard rushing seasons (1989-90) at San Jose State ... Picked the Aztecs over offers from Washington State, Colorado State, Nevada, San Jose State and William & Mary ... Enjoys listening to music, drawing, dancing and playing video games ... Favorite athlete is LeBron James.

Canley's Career Statistics

Season	GP	GS	Rushing					Receiving					
			Att.	Yds.	TD	Lg.	Avg.	100+	No.	Yds.	Avg.	TD	Lg.
2022	1	0	2	4	0	3	2.0	0	1	2	2.0	0	2
2023	4	0	0	0	0	0	0.0	0	0	0	0.0	0	0
Career	5	0	2	4	0	3	2.0	0	1	2	2.0	0	2

Kick Returns

Season	GP	GS	No.	Yds.	Avg.	Long	TD	All-Purpose	
								Total Yds/Gm.	
2022	1	0	0	0	0	0	0	6	6.0
2023	4	3	6	102	17.0	24	0	102	25.5
Career	5	3	6	102	17.0	24	0	108	21.6

Career Highs: Carries: 2 at New Mexico (11/18/22); Rushing Yards: 4 at New Mexico (11/18/22); Long Rush: 3 at New Mexico (11/18/22); Receptions: 1 at New Mexico (11/18/22); Receiving Yards: 2 at New Mexico (11/18/22); Long Reception: 2 at New Mexico (11/18/22); Kick Returns: 3 at Hawai'i (10/21/23); Kick Return Yards: 51 at Hawai'i (10/21/23); Long Kick Return: 24 at Hawai'i (10/21/23); All-Purpose Yards: 51 at Hawai'i (10/21/23); Tackles: 1 vs. Nevada (10/21/23).

2023 Highs: Kick Returns: 3 at Hawai'i (10/21/23); Kick Return Yards: 51 at Hawai'i (10/21/23); Long Kick Return: 24 at Hawai'i (10/21/23); All-Purpose Yards: 51 at Hawai'i (10/21/23); Tackles: 1 vs. Nevada (10/21/23).

Canley's Career Game-by-Game (Only Games with Stats Listed)

Date	Opponent	GP	GS	Rushing			Receiving			TD
				Att.	Yds.	Avg.	No.	Yds.	TD	
N.18.22	at New Mexico*	1	0	2	4	2.0	0	1	2	0

Kick Returns (Only KR Games Listed)

Date	Opponent	GP	GS	No.	Yds.	Avg.	Lg.	TD	TD Lengths
O.14.23	at Hawai'i*	1	1	3	51	17.0	24	0	
O.21.23	Nevada*	1	1	1	15	15.0	15	0	
N.4.23	Utah State*	1	1	2	36	18.0	20	0	

*Bold indicates season high. * - Mountain West game.*

#31 DAVAUGHN CELESTINE

(sell-es-teen)

Safety • Senior • 6-0 • 190 • Placentia, Calif. • El Dorado HS

- **At San Diego State:** Former walk-on, who earned a scholarship after the spring season (April 27) ... Has great technique ... Entered the 2022 season as the backup boundary warrior but started 11 games at field warrior ... Currently sits as the co-backup field warrior on the depth chart.
- **2023 (Senior):** Has started five of the Aztecs games this season, coming off the bench in three more ... Has 18 tackles (11 solo) through seven games ... Also has a tackle for loss and a pass breakup ... **vs. Ohio (Aug. 26)** ... Started the opener against Ohio on Aug. 26, recording four tackles (three solo) in 58 snaps ... **vs. Idaho State (Sept. 2)** ... Started in the victory over Idaho State on Sept. 2, recording a pair of tackles and a pass breakup in 63 total snaps ... Was named the team's special teams player of the game ... **vs. UCLA (Sept. 9)** ... Made one tackle on just three defensive snaps against UCLA on Sept. 9 ... **at No. 16/17 Oregon State (Sept. 16)** ... Returned to the starting lineup at No. 16/17 Oregon State on Sept. 16 ... Totaled a season-high five tackles (two solo) on 50 defensive snaps ... **vs. Boise State (Sept. 22)** ... Started the conference opener against Boise State on Sept. 22 ... Made two tackles (one solo) ... **at Air Force (Sept. 30)** ... Logged 34 snaps in a start at Air Force on Sept. 30 ... Made four tackles (two solo), including his first tackle for loss of the season ... The TFL was for two yards, as part of three consecutive Aztec tackles for loss on Air Force's opening drive ... **at Hawai'i (Oct. 14)** ... Only played on special teams at Hawai'i on Oct. 14 ... **vs. Nevada (Oct. 21)** ... Did not play against Nevada on Oct. 21 ... **vs. Utah State (Nov. 4)** ... Played on special teams against Utah State on Nov. 4.
- **2022 (Junior):** Played in all 13 games on the season with 11 starts ... Had 48 tackles, including 41 solo, three pass breakups, an interception, two forced fumbles and 0.5 sacks ... Came up with a pair of solo tackles off the bench in his first career seven snaps in the opener against Arizona on Sept. 3 ... Made his first career start the following week against Idaho State (Sept. 10) and made the most of it, making a career-high nine tackles after entering the game with four tackles for his career ... Led the team in tackles for the first time of his career ... Also had his first career two pass breakups ... Ended up playing 70 of the team's 75 snaps (entered the game with the seven career snaps, all from the previous game) ... Was named the team's defensive player of the game ... Had a pair of solo tackles in a second straight start over 56 snaps at No. 14/15 Utah on Sept. 17 ... Came up with three tackles (two solo) and his first career interception in a start against Toledo on Sept. 24 ... Ended up logging 56 defensive snaps in the game ... Had five tackles (all solo) and his first career forced fumble in a start at Boise State on Sept. 30, playing all 67 defensive snaps ... Came up with another five tackles (four solo) in 30 snaps in a start against Hawai'i on Oct. 8 ... Did not record a stat in 42 snaps in a start at Nevada on Oct. 22 ... Logged four solo tackles at Fresno State on Oct. 29, playing all 75 snaps on defense ... Registered a pair of tackles (both solo) against UNLV on Nov. 5, playing all 61 snaps at safety ... Made three tackles (two solo) with a pass breakup against San José State on Nov. 12, starting and playing all 55 snaps ... Logged five tackles (three solo), playing all 49 snaps at New Mexico on Nov. 18 ... Came off the bench against Air Force on Nov. 26 with SDSU only playing two safeties from their 3-3-5 defense, recording one solo tackle in 15 snaps ... Played all 76 snaps in a start vs. Middle Tennessee in the EasyPost Hawai'i Bowl on Dec. 24, logging seven tackles (six solo), including his first career tackles for loss (1.5) and sack (0.5), while also adding a forced fumble.
- **2021 (Sophomore):** Saw action in nine games, all on special teams ... Logged a pair of solo tackles ... Played in each of the first five games of the season, making his first career tackle-against Towson on Sept. 25 ... Did not play over the next five games (Oct. 15-Nov. 13) before playing against UNLV (Nov. 19) to end the season with appearances in four straight ... Also recorded a special teams stop vs. Boise State on Nov. 26.

- **2020 (Freshman):** Played in three games on special teams without recording a stat ... Was not on the travel squad for the first four games of the season ... Played on special teams in his first career appearance at Nevada on Nov. 21 ... Also played on special teams in the next two games at Colorado (Nov. 28) and vs. Colorado State (Dec. 5) ... Was on the travel squad, but did not play at No. 14/16 Brigham Young on Dec. 12.
- **2019 (Redshirt):** Redshirted his first year with the Aztecs.
- **High School:** Was a three-year letter winner at El Dorado High School in Placentia, Calif. ... Earned first-team all-league defensive back honors and was named the league's special teams player of the year ... According to MaxPreps, ran for 689 yards and six touchdowns as a senior, while adding 13 catches for 274 yards (21.1 avg.) and three scores ... On the defensive side of the ball as a senior, recorded 57 tackles, seven interceptions and 11 pass deflections ... Also returned 10 kicks for 371 yards (37.1 avg.) and a touchdown, and 12 punts for 422 yards (35.2 avg.) and two scores ... Picked up the Orange County Register Offensive Player of the Week accolades on Sept. 17, 2018 ... Also was named a scholar-athlete by the National Football Foundation ... Set a school record in the triple jump (39-0) and ran a leg of the school-record 4x100 relay (44.98) ... Was a four-year scholar athlete in both football and track & field.
- **Personal:** Davaughn Alton Celestine was born June 19, 2001, in Santa Ana, Calif. ... Son of Donnifer and Ivanoe Celestine ... Older brother, Donnelius, was on the track & field team at Chapman Univ. ... Is majoring in interdisciplinary studies.

Celestine's Career Statistics

Season	GP	GS	UA	A	TT	TFL	Sk	Int.	PBU	FF	FR
2020	3	0	0	0	0	0.0	0.0	0	0	0	0
2021	9	0	2	0	2	0.0	0.0	0	0	0	0
2022	13	11	41	7	48	1.5	0.5	1	3	2	0
2023	8	5	11	7	18	1.0	0.0	0	1	0	0
Career	33	16	54	14	68	2.5	0.5	1	4	2	0

Career Highs: Tackles: 9 vs. Idaho State (9/10/22); Tackles For Loss: 1.5 vs. Middle Tennessee (12/24/22); Sacks: 0.5 vs. Middle Tennessee (12/24/22); Interceptions: 1 vs. Toledo (9/24/22); Pass Breakups: 2 vs. Idaho State (9/10/22); Forced Fumbles: 1 vs. Middle Tennessee (12/24/22), at Boise State (9/30/22).

2023 Highs: Tackles: 5 at No. 16/17 Oregon State (9/16/23); Tackles for Loss: 1.0 at Air Force (9/30/23); Pass Breakups: 1 vs. Idaho State (9/2/23).

Celestine's Career Game-by-Game (Only 2021 Games with Stats Listed)

Date	Opponent	GP	GS	UA	A	TT	TFL	Sk.	Int.	PBU	FF	FR
S.25.21	Towson	1	0	1	0	1	0.0	0.0	0	0	0	0
N.26.21	Boise State*	1	0	0	1	1	0.0	0.0	0	0	0	0
S.3.22	Arizona	1	0	2	0	2	0.0	0.0	0	0	0	0
S.10.22	Idaho State	1	1	8	1	9	0.0	0.0	0	2	0	0
S.17.22	at No. 14/15 Utah	1	1	2	0	2	0.0	0.0	0	0	0	0
S.24.22	Toledo	1	1	2	1	3	0.0	0.0	1	0	0	0
S.30.22	at Boise State*	1	1	5	0	5	0.0	0.0	0	0	1	0
O.8.22	Hawai'i*	1	1	4	1	5	0.0	0.0	0	0	0	0
O.22.22	at Nevada*	1	1	0	0	0	0.0	0.0	0	0	0	0
O.29.22	at Fresno State*	1	1	4	0	4	0.0	0.0	0	0	0	0
N.5.22	UNLV*	1	1	2	0	2	0.0	0.0	0	0	0	0
N.12.22	San José State*	1	1	2	1	3	0.0	0.0	0	1	0	0
N.18.22	at New Mexico*	1	1	3	2	5	0.0	0.0	0	0	0	0
N.26.22	Air Force*	1	0	1	0	1	0.0	0.0	0	0	0	0
D.24.22	vs. Middle Tennessee^	1	1	6	1	7	1.5	0.5	0	0	1	0
A.26.23	Ohio	1	1	3	1	4	0.0	0.0	0	0	0	0
S.2.23	Idaho State	1	1	2	0	1	0.0	0.0	0	1	0	0
S.9.23	UCLA	1	0	1	0	1	0.0	0.0	0	0	0	0
S.16/23	at No. 16/17 OSU	1	1	2	3	5	0.0	0.0	0	0	0	0
S.22.23	Boise State*	1	1	1	1	2	0.0	0.0	0	0	0	0
S.30.23	at Air Force*	1	1	2	2	4	1.0	0.0	0	0	0	0
O.14.23	at Hawai'i*	1	0	0	0	0	0.0	0.0	0	0	0	0
O.21.23	Nevada*	--- Did Not Play ---										
N.4.23	Utah State*	1	0	0	0	0	0.0	0.0	0	0	0	0

* - Mountain West game. ! - 2021 Mountain West Championship (Dignity Health Sports Park; Carson, Calif.). % - 2021 Tropical Smoothie Frisco Bowl (Toyota Stadium; Frisco, Texas). ^ - 2022 EasyPost Hawai'i Bowl (Clarence T.C. Ching Athletics Complex; Honolulu, Hawaii).

#23 KENAN CHRISTON

(christian)

Running Back • Senior • 5-10 • 190 • San Diego, Calif. • USC

- **At San Diego State:** Came to the Aztecs in 2022 after spending two-plus years at USC (2019-21) ... Is extremely fast with a quick step ... Has great hands out of the backfield ... Can also be used in the return game ... Enters his senior season atop of the depth chart at running back.
- **2023 (Senior):** Was chosen as a team captain by his teammates ... Has been named a pre-season third-team all-Mountain West selection by Phil Steele Magazine and a fourth-team pick by Athlon Sports ... Has rushed for 292 yards for the season, most among Aztec running backs, on 79 carries (3.69 avg.) with a long run of 25 yards, starting all nine games ... Also has 24 catches for 179 yards (7.5 avg.) ... Leads the team with 706 all-purpose yards ... Ranks sixth in the Mountain West in kick returns (10, T-57th in FBS) and kick return yards (235, T-63rd in FBS), seventh in combined kick/punt return yards (235, T-72nd in FBS), and ninth in total all-purpose plays (113) ... **vs. Ohio (Aug. 26)** ... Earned his first career start as an Aztec against Ohio on Aug. 26, rushing for 45 yards on 11 carries (4.1 avg.) with a long of 22 yards ... Also caught three passes for 19 yards (6.3 avg.), playing 39 snaps ... Was the starter at kick returner as well but did not have a kick sent his way ... **vs. Idaho State (Sept. 2)** ... Started his second consecutive game at running back and kickoff returner ... Recorded 40 yards on the ground on seven carries along with two catches for a loss of a yard ... **vs. UCLA (Sept. 9)** ... Recorded a then season-high 94 all-purpose yards against UCLA on Sept. 9 ... Ran for 27 yards on nine carries along with 26 yards on three receptions ... Returned two Bruin punts for a total of 41 yards, including a career-long 22 yard return ... **at No. 16/17 Oregon State (Sept. 16)** ... Totaled a then season-high 112 all-purpose yards at No. 16/17 Oregon State on Sept. 16 ... Recorded a then career-high with four receptions on six targets ... Totaled a then season-best 34 yards in the air ... On the ground, rushed for 14 yards on seven carries ... Recorded a career-high in kick returns (three) totaling 64 return yards with a long return of 33 ... **vs. Boise State (Sept. 22)** ... Recorded the best kick returning game of his collegiate career in the conference opener against Boise State on Sept. 22 ... Matched his career-high with three returns and set a new career-high with 104 return yards and a long of 71 ... His 71-yard return happened on the opening kickoff putting the Aztec offense on the BSU 29-yard line for their first drive ... Also had a then season-high 12 carries for 44 yards on the ground ... Caught his lone target for a gain of four yards ... His 155 all-purpose yards is the most in a game by an Aztec this season ... **at Air Force (Sept. 30)** ... Ran for a season-high 58 yards at Air Force on Sept. 30 ... Averaged 4.1 yards on his season-high 14 carries and matched his season-long with a 22-yard run in the final drive of the second half that led to Browning's historic field goal ... Also caught both his targets for 18 yards ... Handled a pair of kickoff returns for 26 total return yards ... Ended the game with 102 all-purpose yards, his third consecutive game with 100-plus AP yards ... **at Hawai'i (Oct. 14)** ... Totaled five touches at Hawai'i on Oct. 14 ... Ran for six yards on four attempts (1.5 avg) ... Caught one of two targets for three yards ... Was the first game this season he was not the starting kick returner ... **vs. Nevada (Oct. 21)** ... Had five carries for 23 yards (4.6 avg) against Nevada on Oct. 21 ... Also played on special teams, but was not the starting kick returner ... **vs. Utah State (Nov. 4)** ... Recorded his fourth game of 100-plus all-purpose yards this season against Utah State on Nov. 4 ... Had a career-high eight catches on nine targets for a season-high 76 receiving yards, both of which led the team ... The eight catches were the most by an Aztec running back since Brandon Sullivan had nine against Cal Poly on Aug. 30, 2008 and are tied for the fourth most in a game this season among running backs ... Scored his first touchdown of the season, and sixth receiving TD of his career, on a 10-yard catch in the fourth quarter ... Totaled three catches for 29 yards in the fourth quarter ... Also matched a season-long 16-yard reception in the second quarter ... On the ground, had 10 carries for 35 yards (3.5 avg) ... Posted a season-long 25-yard run that led to the Aztecs' game-tying field goal with less than 30 seconds left in the fourth quarter ... Ended the game with 111 all-purpose yards, his third most this season.
- **2022 (Junior):** Played in the team's 13 games off the bench ... Rushed 71 times for 261 yards (3.7 avg.) with a touchdown and a long run of 49 yards ... Also had nine catches for 207 yards (23.0 avg.) with two touchdowns ... His 23.0-yard catch average ranked second in the country among running backs (min. 9 rec.) and eighth among all players (min. 9 rec.) ... The 23.0-yard average also is the highest by an Aztec running back since at least 1996 (min. 9 rec.) and the fourth highest regardless of position (min. 9 rec.) ... Returned three kickoffs for 36 yards (12.0 avg.) ... Played in 199 offensive snaps on the season ... Ran three times for one yard (0.3 avg.) in his first game as an Aztec against Arizona on Sept. 3 ... Also had two catches for 19 yards (9.5 avg.) ... Played in 12 offensive snaps overall ... Ran for 48 yards on eight carries (6.0 avg.) with a long run of 34 yards in 18 snaps against Idaho State on Sept. 10 ... Came off the bench to play 10 snaps at No. 14/15 Utah on Sept. 17, rushing five times for eight yards (1.6 avg.) with a long of six yards ... Carried five times for 27 yard (5.4 avg.)

in 13 snaps against Toledo on Sept. 24 ... Ran twice in six snaps at Boise State on Sept. 30, running once for five yards and once for a 5-yard loss ... Ran for 14 yards on nine attempts (1.6 avg.) in 24 snaps against Hawai'i on Oct. 8 with a long run of nine yards ... Ran twice for two yards in five snaps at Nevada on Oct. 22 ... Had a breakup game in 28 snaps at Fresno State on Oct. 29, running for 34 yards on 12 carries (2.8 avg.) with a long of 10 yards, but excelling in the passing game with two catches for 75 yards and a 26-yard touchdown ... It was his first touchdown as an Aztec and first since Nov. 19, 2019 at Arizona State while playing for USC ... The touchdown put the Aztecs on top, 14-3, in the second quarter ... Ran seven times for 11 yards (1.6 avg.) with a long of seven yards in 26 snaps against UNLV on Nov. 5 ... Also added a 5-yard catch ... Ran for 28 yards on five attempts (5.6 avg.) with a long of 18 yards in 11 offensive snaps vs. San José State on Nov. 12 ... Also returned a pooched kickoff 13 yards ... Had a breakout game at New Mexico on Nov. 18, rushing for a season-high 102 yards on 10 carries (10.2 avg.) with a touchdown in just 21 offensive snaps ... It was his second career 100-yard rushing game and first since rushing for 103 in his first college game at USC against Arizona on Oct. 19, 2019 ... Became the first Aztec since Rashaad Penny against Army West Point on Dec. 23, 2017 and just the third Aztec overall since 2000 (has now happened eight times overall) to average at least 10 yards per carry on at least 10 attempts ... Scored his first rushing touchdown since the same Arizona game on Oct. 19, 2019 ... Now has three career rushing touchdowns (one this season) and seven overall scores (two this season) ... Ran twice for negative-14 yards (-7.0 avg.) in eight offensive snaps vs. Air Force on Nov. 26 ... Had a good game in just seven snaps vs. Middle Tennessee in the EasyPost Hawai'i Bowl on Dec. 24, catching two passes for 111 yards (55.5 avg.) with a 73-yard touchdown ... Recorded his first career 100-yard receiving game (91st different Aztec in program history) ... Had his second receiving touchdown of the season and fifth of his career ... It was his third overall touchdown of the season and eighth of his career ... Also carried the ball once for no gain.

- **At USC (2019-21):** Rushed for 443 yards and two touchdowns on 78 carries (5.5 avg.) in two seasons with USC, and added 13 catches for 126 yards (11.5 avg.) and another three scores ... Saw more action as the 2019 season wore on as a true freshman, rushing for 373 yards and two touchdowns on 68 attempts (5.5 avg.), and adding 11 receptions for 126 yards (11.5 avg.) and three touchdowns ... Made his collegiate debut against Arizona on Oct. 19, 2019 and ran for 103 yards and two touchdowns on just eight carries off the bench ... Followed his debut with 76 yards and a receiving touchdown at Colorado (Oct. 25), 79 against No. 8 Oregon (Nov. 2) and 62 along with 82 receiving yards and two touchdowns at Arizona State (Nov. 9) ... Was named the Pac-12 Freshman of the Week for his play at ASU as his 82 receiving yards were the most by a USC freshman running back since Reggie Bush in 2003. ... Then played in five games in the COVID-shortened 2020 campaign, rushing for 70 yards on 10 carries (7.0 avg.) and adding two catches ... Also was a sprinter on USC's track and field team, running indoor bests of 6.84 seconds in the 60 meters and 21.55 in the 200 ... Also clocked a 10.39 in the 100 in his only outdoor meet and ran a leg of a 39.81 4x100-meter relay before the season was canceled because of COVID.
- **High School:** Prepped a nearby Madison High School in San Diego where he made 2018 Prep-Star All-Western Region, Tacoma News Tribune Western 100, Cal-Hi Sports All-State second team and All-CIF San Diego third team as senior running back and cornerback ... According to MaxPreps, Christon ran for 3,042 yards and 36 touchdowns over his high school career on 338 attempts (9.0 avg.) ... Also added 18 receptions for 258 yards (14.3 avg.) and three touchdowns, and was used in the return game ... A four-star recruit by ESPN out of high school and three-star recruit by both 247sports and Rivals.
- **Personal:** Chose USC over offers from San Diego State, Alabama, Notre Dame, Arizona, California, Colorado, Oregon State, Stanford, UCLA, Utah, Washington State, Nebraska, TCU, North-western, Boston College, Vanderbilt, Colorado State and Fresno State.

Christon's Career Statistics

^ at USC

Season	GP	GS	Rushing				Receiving						
			Att.	Yds.	TD	Lg.	Avg.	100+	No.	Yds.	Avg.	TD	Lg.
^2019	7	3	68	373	2	55	5.5	1	11	126	11.5	3	58
^2020	5	0	10	70	0	47	7.0	0	2	0	0.0	0	3
^2021	1	0	0	0	0	0	0.0	0	0	0	0.0	0	0
2022	13	0	71	261	1	49	3.7	1	9	207	23.0	2	73
2023	9	9	79	292	0	25	3.7	0	24	179	7.5	1	16
Career	35	12	228	996	3	55	4.4	2	46	512	11.1	6	73

Kick Returns

Season	GP	GS	No.	Yds.	Avg.	Long	TD	All-Purpose	
								Total Yds/Gm.	
^2019	7	0	1	20	20.0	20	0	519	74.1
^2020	5	0	0	0	0.0	0	0	70	14.0
^2021	1	0	1	17	17.0	17	0	17	17.0
2022	13	0	3	36	12.0	21	0	504	38.8
2023	6	6	10	235	23.5	71	0	563	93.8
Career	32	6	15	308	20.5	71	0	1,673	52.3

Career Highs: Carries: 20 at Arizona State (11/9/19); Rushing Yards: 103 vs. Arizona (10/19/19); Rushing Touchdowns: 2 vs. Arizona (10/19/19); Long Rush: 55 vs. Arizona (10/19/19); Receptions: 8 vs. Utah State (11/4/23); Receiving Yards: 111 vs. Middle Tennessee (12/24/22); Receiving Touchdowns: 2 at Arizona State (11/9/19); Long Reception: 73 vs. Middle Tennessee (12/24/22); Kick Returns: 3 vs. Boise State (9/22/23), at No. 16/17 Oregon State (9/16/23); Kick Return Yards: 104 vs. Boise State (9/22/23); Long Kick Return: 71 vs. Boise State (9/22/23); Punt Returns: 2 vs. UCLA (9/9/23); Punt Return Yards: 41 vs. UCLA (9/9/23); Long Punt Return: 22 vs. UCLA (9/9/23); All-Purpose Yards: 152 vs. Boise State (9/22/23); Total Touchdowns: 2 at Arizona State (11/9/19), vs. Arizona (10/19/19).

2023 Highs: Carries: 14 at Air Force (9/30/23); Rushing Yards: 58 at Air Force (9/30/23); Long Rush: 25 vs. Utah State (11/4/23); Receptions: 8 vs. Utah State (11/4/23); Receiving Yards: 76 vs. Utah State (11/4/23); Long Reception: 16 vs. Utah State (11/4/23), at No. 16/17 Oregon State (9/16/23); Kick Returns: 3 vs. Boise State (9/22/23), at No. 16/17 Oregon State (9/16/23); Kick Return Yards: 104 vs. Boise State (9/22/23); Long Kick Return: 71 vs. Boise State (9/22/23); All-Purpose Yards: 152 vs. Boise State (9/22/23).

Christon's Career Game-by-Game (Only Games Played Listed)

Date	Opponent	GP	GS	Rushing				Receiving			
				Att.	Yds.	Avg.	TD	No.	Yds.	TD	
0.19.19	ArizonaS	1	0	8	103	12.88	2	0	0	0	0
0.25.19	at ColoradoS	1	0	14	76	5.43	0	2	1	1	1
N.2.19	vs. No. 7 OregonS	1	0	15	79	5.27	0	1	5	0	0
N.9.19	at Arizona StateS	1	1	20	62	3.10	0	4	82	2	2
N.16.19	at CaliforniaS	1	1	9	44	4.89	0	1	11	0	0
N.23.19	UCLAS	1	1	2	9	4.50	0	1	14	0	0
D.27.19	vs. No. 19 Iowa&	1	0	0	0	0.00	0	2	13	0	0
N.14.20	at ArizonaS	1	0	1	4	4.00	0	1	-3	0	0
N.21.20	at UtahS	1	0	5	55	11.00	0	0	0	0	0
D.6.20	Washington StateS	1	0	3	11	3.67	0	1	3	0	0
D.12.20	at UCLA	1	0	0	0	0.00	0	0	0	0	0
S.4.21	San José State	1	0	0	0	0.00	0	0	0	0	0
S.3.22	Arizona	1	0	3	1	0.33	0	2	19	0	0
S.10.22	Idaho State	1	0	8	48	6.00	0	0	0	0	0
S.17.22	at No. 14/15 Utah	1	0	5	8	1.60	0	0	0	0	0
S.24.22	Toledo	1	0	5	27	5.40	0	2	-3	0	0
S.30.22	at Boise State*	1	0	2	0	0.00	0	0	0	0	0
O.8.22	Hawai'i*	1	0	9	14	1.56	0	0	0	0	0
O.22.22	at Nevada*	1	0	2	2	1.00	0	0	0	0	0
O.29.22	at Fresno State*	1	0	12	34	2.83	0	2	75	1	1
N.5.22	UNLV*	1	0	7	11	1.57	0	1	5	0	0
N.12.22	San José State*	1	0	5	28	5.60	0	0	0	0	0
N.18.22	at New Mexico*	1	0	10	102	10.20	1	0	0	0	0
N.26.22	Air Force*	1	0	2	-14	-7.0	0	0	0	0	0
D.24.22	vs. Middle Tennessee^	1	0	1	0	0.0	0	2	111	1	1
A.26.23	Ohio	1	1	11	45	4.09	0	3	19	0	0
S.2.23	Idaho State	1	1	7	40	5.71	0	2	-1	0	0
S.9.23	UCLA	1	1	9	27	3.00	0	3	26	0	0
S.16.23	at No. 16/17 OSU	1	1	7	14	2.00	0	4	34	0	0
S.22.23	Boise State*	1	1	12	44	3.67	0	1	4	0	0
S.30.23	at Air Force*	1	1	14	58	4.14	0	2	18	0	0
O.14.23	at Hawai'i*	1	1	4	6	1.50	0	1	3	0	0
O.21.23	Nevada*	1	1	5	23	4.60	0	0	0	0	0
N.4.23	Utah State*	1	1	10	35	3.50	0	8	76	1	1

Kick Returns		(Only KR Games Listed from USC & 2022 with SDSU)							
Date	Opponent	GP	GS	No.	Yds.	Avg.	Lg.	TD	TD Lengths
N.23.19	UCLAS	1		1	20	20.0	20	0	
S.4.21	San Jose State	1		1	17	17.0	17	0	
S.10.22	Idaho State	1		1	21	21.0	21	0	
S.30.22	at Boise State*	1		1	2	2.0	2	0	
N.12.22	San José State*	1		1	13	13.0	13	0	
A.26.23	Ohio	1	*	0	0	0.0	0	0	
S.2.23	Idaho State	1	*	0	0	0.0	0	0	
S.9.23	UCLA	1	*	2	41	20.5	22	0	
S.16.23	at No. 16/17 OSU	1	*	3	64	21.3	33	0	
S.22.23	Boise State*	1	*	3	104	34.7	71	0	
S.30.23	at Air Force*	1	*	2	26	13.0	14	0	
O.14.23	at Hawai'i*								- Did not return kicks -
O.21.23	Nevada*								- Did not return kicks -
N.4.23	Utah State*								- Did not return kicks -

*Bold indicates season high. S - Pac-12 game. * - Mountain West game. & - 2019 Holiday Bowl (SDCCU Stadium; San Diego, Calif.). ^ - 2022 EasyPost Hawai'i Bowl (Clarence T.C. Ching Athletics Complex; Honolulu, Hawaii). GS - * in this category the player was on the field the first time San Diego State was in the kick/punt return formation.*

#33 JD COFFEY III

Safety • Junior • 6-0 • 190 • Kennedale, Texas • Texas

- **At San Diego State:** Joined the Aztecs for spring ball after spending two seasons at Texas ... Is in his first year at SDSU as the backup 'Aztec' (safety) in the team's 3-3-5 defense.
- **At San Diego State (2023):** Has played in eight games off the bench and played on special teams ... Made his first collegiate start against Utah State on Nov. 4 ... Has eight tackles (all solo) and one pass breakup ... **vs. Ohio (Aug. 26)** ... Came off the bench to play 22 defensive snaps in the opener vs. Ohio on Aug. 26, recording one solo tackle ... **vs. Idaho State (Sept. 2)** ... Played on the special teams unit without recording a stat ... **vs. UCLA (Sept. 9)** ... Recorded one solo tackle in his five defensive snaps ... **at No. 16/17 Oregon State (Sept. 16)** ... Did not play at No. 16/17 Oregon State ... **vs. Boise State (Sept. 22)** ... Came off the bench and made one solo tackle in the conference opener against Boise State on Sept. 22 ... **at Air Force (Sept. 30)** ... Played on special teams at Air Force on Sept. 30 ... **at Hawai'i (Oct. 14)** ... Logged two defensive snaps and played on special teams at Hawai'i on Oct. 14 ... **vs. Nevada (Oct. 21)** ... Logged 21 defensive snaps, his most of the season, against Nevada on Oct. 21 ... Had a then season-high two tackles (one solo) ... Also recorded the first pass breakup of his career ... **vs. Utah State (Nov. 4)** ... Made his first career collegiate start against Utah State on Nov. 4 ... Recorded a season-high three tackles (all solo).
- **At Texas (2021-22):** Comes to The Mesa after spending the last two seasons at Big 12 power Texas ... Totaled 11 tackles over his two years in 12 appearances ... Had six tackles (three solo) in six games as a sophomore in 2022 ... Best game was the Sept. 3 opener vs. ULM, when he logged five stops (two solo) ... Played in six games as a true freshman in 2021, making five tackles (three solo) ... Had a then career-high three tackles against West Virginia on Nov. 20
- **High School:** Was an All-America and three-time all-state honoree and district MVP at Kennedale High School, the same school as former Aztec standout running back Juwan Washington ... Selected for the 2021 Under Armour All-America Game ... Named a finalist for the 2020 SI All-American team ... Finished his career with 313 tackles, 28 tackles for loss, 19 interceptions, 25 pass breakups and 10 touchdowns ... Ranked No. 123 nationally, No. 7 at safety and No. 18 in the state of Texas by Rivals ... Slotted No. 9 at his position and No. 30 in the state of Texas by ESPN ... Ranked as the No. 16 at safety and No. 35 in the state of Texas by 247Sports ... Listed No. 32 on the Austin American-Statesman's Fab 55 ... Chosen as the top safety in the area and No. 9 overall by the Dallas Morning News ... Ranked the No. 2 safety and No. 43 overall in the state by Dave Campbell's Texas Football ... Selected to the Texas MaxPreps All-State first team in 2020 ... Tabbed District MVP and first-team All-District 6-4A ... A PrepStar Top 350 All-American ... Recorded 104 tackles, 10 tackles for loss and five interceptions as a senior ... Part of defense that allowed just 11.6 points per game, including three consecutive shutouts and three other games of just seven points ... Helped Kennedale to a 10-1-1 overall record, including a 7-0 district mark and title, and an appearance in the 4A area playoffs in 2020 ... A first-team honoree on Dave Campbell's Texas Football Super Team in 2020 ... Selected first-team 4A All-State as a defensive back by the Associated Press in 2019 ... Also tabbed second-team all-state as a kick returner and third team as a defensive back by

the Texas Sports Writers Association ... Named defensive MVP and first-team All-District 6-4A Division 1 ... Recorded 82 tackles, six tackles for loss, two sacks, two interceptions, one of which he returned for a touchdown, six pass breakups, and four total touchdowns as a junior ... Part of a defense that registered four consecutive shutouts ... Helped Kennedale to a 7-4 overall record, including a 6-0 district mark and title, and an appearance in the bi-district playoffs in 2019 ... Chosen honorable mention 4A All-State as a defensive back by the Texas Sports Writers Association in 2018 ... Selected first-team All-District 6-4A Division 1 as both a safety and kick returner ... Posted 39 tackles and six interceptions as a sophomore ... Received first-team 4A All-State honors as a defensive back in 2017 ... Named Defensive Newcomer of the Year in District 5-4A Division 1 ... Registered 88 tackles, six interceptions, one of which he returned for a touchdown, 11 tackles for loss and two pass breakups as a freshman

- **Personal:** Chose Texas out of high school over offers from Michigan, Penn State, LSU, Notre Dame, Utah, Oregon, Washington, Oklahoma State, Ole Miss, Florida, Washington State, Baylor, Kansas State, Kansas, Minnesota, Texas Tech, Michigan State, Auburn, Virginia Tech, Missouri, Arizona State, California, Colorado, Duke, Georgia Tech, Houston, Boise State, Utah State, SMU and Tulsa.

Coffey's Career Statistics

Season	GP	GS	UA	A	TT	TFL	Sk	Int.	PBU	^ at Texas	
										FF	FR
2021^	6	0	2	3	5	0.0	0.0	0	0	0	0
2022^	6	0	3	3	6	0.0	0.0	0	0	0	0
2023	8	1	7	1	8	0.0	0.0	0	1	0	0
Career	20	1	12	7	19	0.0	0.0	0	1	0	0

Career Highs: Tackles: 5 vs. Louisiana-Monroe (9/3/22); Pass Breakups: 1 vs. Nevada (10/21/23).

2023 Highs: Tackles: 3 vs. Utah State (11/4/23); Pass Breakups: 1 vs. Nevada (10/21/23).

Coffey's Game-by-Game (Only Games Played Listed)

Date	Opponent	GP	GS	UA	A	TT	TFL	Sk	Int.	PBU	FF	FR
S.18.21	Rice	1	0	0	1	1	0.0	0.0	0	0	0	0
S.25.21	Texas Tech&	1	0	0	1	1	0.0	0.0	0	0	0	0
O.2.21	at TCU&	1	0	0	0	0	0.0	0.0	0	0	0	0
O.9.21	Oklahoma&	1	0	0	0	0	0.0	0.0	0	0	0	0
N.6.21	at Iowa State&	1	0	0	0	0	0.0	0.0	0	0	0	0
N.20.21	at West Virginia&	1	0	2	1	3	0.0	0.0	0	0	0	0
S.3.22	Louisiana-Monroe	1	0	2	3	5	0.0	0.0	0	0	0	0
S.17.22	UTSA	1	0	0	0	0	0.0	0.0	0	0	0	0
O.1.22	West Virginia&	1	0	0	0	0	0.0	0.0	0	0	0	0
O.8.22	at Oklahoma&	1	0	1	0	1	0.0	0.0	0	0	0	0
N.19.22	at Kansas&	1	0	0	0	0	0.0	0.0	0	0	0	0
N.25.22	Baylor&	1	0	0	0	0	0.0	0.0	0	0	0	0
A.26.23	Ohio	1	0	1	0	1	0.0	0.0	0	0	0	0
S.2.23	Idaho State	1	0	0	0	0	0.0	0.0	-0	0	0	0
S.9.23	UCLA	1	0	1	0	1	0.0	0.0	0	0	0	0
S.22.23	Boise State*	1	0	1	0	1	0.0	0.0	0	0	0	0
S.30.23	at Air Force*	1	0	0	0	0	0.0	0.0	0	0	0	0
O.14.23	at Hawai'i*	1	0	0	0	0	0.0	0.0	0	0	0	0
O.21.23	Nevada*	1	0	2	0	2	0.0	0.0	0	1	0	0
N.4.23	Utah State*	1	1	3	0	3	0.0	0.0	0	0	0	0

*Bold indicates season high. & - Big 12 game. * - Mountain West game.*

#61 BRANDON CRENSHAW-DICKSON

Off. Tackle • Senior • 6-6 • 310 • Inglewood, Calif. • Narbonne HS

- **At San Diego State:** Physical offensive lineman, who continues to improve his technique ... Entered the 2021 opener as the starting right tackle having only appeared in one game and then started all 14 ... Then started all 13 games at left tackle in 2022 ... Enters the weekend as the projected starting left tackle.
- **2023 (Senior):** Has been named a preseason third-team all-Mountain West pick by Athlon Sports ... Has been listed as the 50th draft-eligible offensive tackle by Phil Steele Magazine ... Made his season debut against UCLA on Sept. 9 and has played every offensive snap since (455 total) making four starts at right tackle and three at left tackle.
- **2022 (Junior):** Was named a fourth-team all-Mountain West selection by Phil Steele Magazine ... Earlier was named a preseason all-Mountain West fourth-team selection by Athlon Sports ...

Started 12 of the team's 13 games at left tackle and has played in all 13 ... Started the opener at left tackle against Arizona on Sept. 3 having played the previous season at right tackle ... Also had starts against Idaho State (Sept. 10), at No. 14/15 Utah (Sept. 17), vs. Toledo (Sept. 24), at Boise State (Sept. 30) and vs. Hawai'i (Oct. 8) ... Snapped a 20-game starting streak against Nevada on Oct. 22 ... Still came off the bench to play 51 of the team's 67 offensive snaps ... Returned to the starting role at Fresno State on Oct. 29 at left tackle, playing all 63 snaps ... Also started against UNLV on Nov. 5, and again vs. San José State on Nov. 12, at New Mexico on Nov. 18, vs. Air Force on Nov. 26 and against Middle Tennessee in the EasyPost Hawai'i Bowl on Dec. 24.

- **2021 (Sophomore):** Started the team's 14 games at right tackle ... Played 932 of the team's 967 offensive snaps, the second most on the team ... According to Pro Football Focus, allowed just one sack in 403 passing chances ... Made his first career start in the opener with New Mexico State on Sept. 4, logging 54 of the 63 snaps at right tackle ... Played all 73 snaps at Arizona on Sept. 11 without allowing a pressure ... Played all 67 snaps vs. Utah on Sept. 18, where his offensive line was named the team's offensive players of the game ... Logged 66 snaps in another start against Towson on Sept. 25 ... Started and played 69 of the team's 71 offensive snaps vs. New Mexico on Oct. 9 ... Started again at San José State on Oct. 15 and played all 69 snaps ... Played all 53 offensive snaps in a start at Air Force on Oct. 23 ... Played all 75 snaps vs. Fresno State on Oct. 30 ... Played all 62 snaps at Hawai'i on Nov. 6 ... Logged all 73 snaps vs. Nevada on Nov. 13 ... Started again at UNLV on Nov. 19, where he played 54 of the team's 57 snaps ... Played 40 snaps against Boise State on Nov. 26 with just two pressures allowed (both hurries) ... Logged 61 snaps in a starting role vs. Utah State on Dec. 4 in the Mountain West Championship game ... Did not allow a quarterback pressure (sack, hit or hurry) in 34 offensive snaps ... Played all 80 snaps against No. 24/25 UTSA in the Tropical Smoothie Frisco Bowl on Dec. 21.
- **2020 (Freshman):** Played in only one game, logging snaps late in a blowout win at Utah State ... Was on the travel roster the entire season.
- **2019 (Redshirt Season):** Redshirted his first season at San Diego State, where he was named the SDSU Offensive Scout Player of the Year.
- **High School:** Joins the Aztecs with from Narbonne High School ... Helped lead the Gauchos to a 10-4 record in 2018 ... According to MaxPreps, finished with 12 pancake blocks in 2018 ... A three-star recruit by ESPN and 247sports, and a two-star prospect by Rivals ... Received a scout grade of 81 by 247sports and 73 by ESPN.
- **Personal:** Brandon Crenshaw-Dickson was born Feb. 22, 2001, in Torrance, Calif. ... Son of Monica Barrett ... Picked the Aztecs over an offer from Arizona State ... Is majoring in interdisciplinary studies.

Crenshaw-Dickson's Career Statistics

Season	GP	GS
2020	1	0
2021	14	14
2022	13	12
2023	7	7
Career	35	33

Crenshaw-Dickson's Career Game-by-Game

Date	Opponent	GP	GS/POS
0.31.20	at Utah State*	1	
S.4.21	New Mexico State	1	RT
S.11.21	at Arizona	1	RT
S.18.21	Utah	1	RT
S.25.21	Towson	1	RT
0.9.21	New Mexico*	1	RT
0.15.21	at San Jose State*	1	RT
0.23.21	at Air Force*	1	RT
0.30.21	Fresno State*	1	RT
N.6.21	at Hawai'i*	1	RT
N.13.21	Nevada*	1	RT
N.19.21	at UNLV*	1	RT
N.26.21	Boise State*	1	RT
D.4.21	Utah State!	1	RT
D.21.21	vs. No. 24/25 UTSA%	1	RT
S.3.22	Arizona	1	LT
S.10.22	Idaho State	1	LT

Date	Opponent	GP	GS/POS
S.17.22	at No. 14/15 Utah	1	LT
S.24.22	Toledo	1	LT
S.30.22	at Boise State*	1	LT
0.8.22	Hawai'i*	1	LT
0.22.22	at Nevada*	1	
0.29.22	at Fresno State*	1	LT
N.5.22	UNLV*	1	LT
N.12.22	San José State*	1	LT
N.18.22	at New Mexico*	1	LT
N.26.22	Air Force*	1	LT
D.24.22	vs. Middle Tennessee^	1	LT
A.26.23	Ohio		--- DNP ---
S.2.23	Idaho State		--- DNP ---
S.9.23	UCLA	1	RT
S.16.23	at No. 16/17 Oregon State	1	RT
S.22.23	Boise State*	1	RT
S.30.23	at Air Force*	1	RT
0.14.23	at Hawai'i*	1	LT
0.21.23	Nevada*	1	LT
N.4.23	Utah State*	1	LT

* - Mountain West game. ! - 2021 Mountain West Championship (Dignity Health Sports Park; Carson, Calif.). % - 2021 Tropical Smoothie Frisco Bowl (Toyota Stadium; Frisco, Texas). ^ - 2022 EasyPost Hawai'i Bowl (Clarence T.C. Ching Athletics Complex; Honolulu, Hawaii).

#29 CAM DAVIS

Running Back • So. • 5-8 • 180 • Dallas, Texas • South Oak Cliff HS

- **At San Diego State:** Speedster with a quick first step ... Will look for more offensive snaps this year after working behind two fifth-year seniors a year ago ... Enters the weekend as the starting 'T' running back ... Also plays on special teams.
- **2023 (Sophomore):** Has appeared in all nine games to start the season totaling 106 offensive snaps and playing on special teams ... Has carried the ball 32 times for 110 yards (3.4 avg), along with 11 catches for 34 yards (3.1 avg.) ... Has two punt returns on the season for a total of 25 yards and one kickoff return for 11 yards ... Totaled 180 all-purpose yards ... **vs. Ohio (Aug. 26)** ... Played nine snaps off the bench vs. Ohio on Aug. 26, carrying once for no gain and catching two passes for 10 yards (5.0 avg.) ... **vs. Idaho State (Sept. 2)** ... Came off the bench against Idaho State, playing 15 snaps ... Handled seven carries for 17 yards (2.4 avg) along with a single catch for -1 yards ... **vs. UCLA (Sept. 9)** ... Caught his lone target for no gain against UCLA on Sept. 9 ... **at No. 16/17 Oregon State (Sept. 16)** ... Logged just nine snaps at No. 16/17 Oregon State on Sept. 16 ... Recorded two carries and caught his lone target for five yards ... **vs. Boise State (Sept. 22)** ... Had one carry for two yards in six offensive snaps during the conference opener against Boise State on Sept. 22 ... Made the first punt returns of his career, running back two punts for a total of 25 yards ... Set a career-long return of 21 yards which setup an Aztec drive that ended with a field goal attempt ... **at Air Force (Sept. 30)** ... Logged three touches on just four snaps at Air Force on Sept. 30 ... Had two carries for eight yards, including a then season-long six yard run ... Also caught his lone target for six yards ... **at Hawai'i (Oct. 14)** ... Had the best rushing and receiving game of his career at Hawai'i on Oct. 14 ... Had a career high 10 carries for a career high 53 yards (5.3 avg) ... Had a career long 25 yard run in the fourth quarter ... Also matched his career high with two catches for a career high 17 yards ... Recorded a career-long 16 yard reception on the same drive in the fourth quarter as his career-long run ... **vs. Nevada (Oct. 21)** ... Had seven carries for 28 yards against Nevada on Oct. 21 ... Also reeled in both his targets for seven yards and 14 yards after catch ... The two receptions matched a season-high ... **vs. Utah State (Nov. 4)** ... Had three touches against Utah State on Nov. 4 ... Ran the ball twice for three yards and reeled in one catch for minus-10 yards ... Also recorded a kickoff return for 11 yards, his first of the season.
- **2022 (Freshman):** Played in all 13 games off the bench ... Rushed 46 times for 151 yards (3.3 avg.) and a touchdown with a long run of 17 yards ... Also made four catches for 10 yards (2.5 avg.) with a long of six yards and returned one kickoff for 27 yards ... Came off the bench to rush eight times for a team-high 39 yards (4.9 avg.) against Arizona on Sept. 3 with a long of 17 yards ... Played 12 snaps overall ... Ran for 38 yard and a touchdown on nine carries (4.2 avg.) in 20 snaps vs. Idaho State on Sept. 10 ... The touchdown was the first of his career and were the final points in a 38-7 Aztec victory ... Also had his first career two catches for

five yards with a long reception of six yards ... Ran seven times for 21 yards (3.0 avg.) in 45 snaps off the bench at No. 14/15 Utah on Sept. 17, while adding a 1-yard reception ... Made a 4-yard grab in 12 offensive snaps vs. Toledo on Sept. 24 ... Ran three times for nine yards (3.0 avg.) with a long run of four yards at Boise State on Sept. 30 across eight snaps ... Ran once for a 3-yard loss in two snaps against Hawai'i on Oct. 8 ... The rush was his first negative carry of the season after the first 27 were either positive or for no gain ... Ran for 22 yards on seven carries (3.1 avg.) across nine snaps at Nevada on Oct. 22 ... Played on special teams at Fresno State on Oct. 29, returning his first kickoff for 27 yards ... Had a 1-yard run in eight snaps vs. UNLV on Nov. 5 ... Ran six times for 14 yards (2.3 avg.) in 15 offensive snaps vs. San José State on Nov. 12 ... Registered 10 rushing yards on four carries (2.5 avg.) in just 12 snaps at New Mexico (Nov. 18) ... Played statless special teams snaps vs. Air Force on Nov. 26 and against Middle Tennessee in the EasyPost Hawai'i Bowl on Dec. 24.

- **2021 (Redshirt):** Played in two games on special teams without burning his redshirt ... Did not record a stat ... Made his collegiate debut against Nevada on Nov. 13 in the team's 10th game of the season ... Played again the following week at UNLV (Nov. 19) ... Did not play the rest of the season.
- **High School:** Earned three letters at South Oak Cliff High School in Dallas, Texas ... Helped the Golden Bears to a 29-6 (.829) record over his three seasons, including a 21-1 (.955) mark in league play with three conference titles ... Is a two-time first-team all-district pick ... According to MaxPreps, has rushed for 2,932 yards and 35 touchdowns on 272 attempts (10.8 avg.) for his career with 11 games with at least 100 yards ... Also has added 20 catches for 145 yards (7.3 avg.) with three touchdowns ... In a 9-2 season so far in 2020 (which included three forfeits because of COVID-19 issues with other teams), has rushed 82 times for 762 yards (9.3 avg.) with eight touchdowns, while adding 10 catches for 65 yards (6.5 avg.) and another score ... Ran for 1,291 yards last year for 14 touchdowns on 116 attempts (11.1 avg.) with two more receiving touchdowns as SOCHS went 9-3 ... In 2018, led the Golden Bears to a 11-1 record and perfect 7-0 mark in league play, rushing 74 times for 876 yards (11.8 avg.) and 13 touchdowns ... Has been on the honor roll at SOCHS ... Also competes on the school's track and field team, excelling in the 100, 200 and 400, and sprint relays ... A consensus three-star recruit by Rivals, 247sports and ESPN ... Received a scout grade of 83 by 247sports and 73 from ESPN.
- **Personal:** Camren Davis was born Sept. 27, 2002, in Dallas ... Son of Jenohn and Caprice Davis ... Father, Jenohn, ran track at Texas A&M ... Picked SDSU over offers from Texas Tech, Georgia Tech, UNLV, Utah State, Georgia State, Alcorn State and Illinois State ... Is majoring in kinesiology.

Davis' Career Statistics

Season	Rushing					Receiving							
	GP	GS	Att.	Yds.	TD	Lg.	Avg.	100+	No.	Yds.	Avg.	TD	Lg.
2021	2	0	0	0	0	0	0.0	0	0	0	0.0	0	0
2022	13	0	46	151	1	17	3.3	0	4	10	2.5	0	6
2023	9	0	32	110	0	25	3.4	0	11	34	3.1	0	16
Career	24	0	78	261	1	25	3.3	0	15	44	2.9	0	16

Career Highs: Carries: 10 at Hawai'i (10/14/23); Rushing Yards: 53 at Hawai'i (10/14/23); Rushing Touchdowns: 1 vs. Idaho State (9/10/22); Long Rush: 25 at Hawai'i (10/14/23); Receptions: 2, four times; Receiving Yards: 17 at Hawai'i (10/14/23); Long Reception: 16 at Hawai'i (10/14/23); Kick Returns: 1 at Fresno State (10/29/22); Kick Return Yards: 27 at Fresno State (10/29/22); Long Kick Return: 27 at Fresno State (10/29/22); Punt Returns: 2 vs. Boise State (9/22/23); Punt Return Yards: 25 vs. Boise State (9/22/23); Long Punt Return: 21 vs. Boise State (9/22/23); All-Purpose Yards: 70 at Hawai'i (10/14/23).

2023 Highs: Carries: 10 at Hawai'i (10/14/23); Rushing Yards: 53 at Hawai'i (10/14/23); Long Rush: 25 at Hawai'i (10/14/23); Receptions: 2 vs. Nevada (10/21/23), at Hawai'i (10/14/23), vs. Ohio (8/26/23); Receiving Yards: 17 at Hawai'i (10/14/23); Long Reception: 16 at Hawai'i (10/14/23); Kick Returns: 1 vs. Utah State (11/4/23); Kick Return Yards: 11 vs. Utah State (11/4/23); Long Kick Return: 11 vs. Utah State (11/4/23); Punt Returns: 2 vs. Boise State (9/22/23); Punt Return Yards: 25 vs. Boise State (9/22/23); Long Punt Return: 21 vs. Boise State (9/22/23); All-Purpose Yards: 70 at Hawai'i (10/14/23).

Davis' Career Game-by-Game (Only Games Played Listed)

Date	Opponent	Rushing					Receiving				
		GP	GS	Att.	Yds.	Avg.	TD	No.	Yds.	TD	
N.13.21	Nevada*	1	0	0	0	0.00	0	0	0	0	
N.19.21	at UNLV*	1	0	0	0	0.00	0	0	0	0	
S.3.22	Arizona	1	0	8	39	4.88	0	0	0	0	

Date	Opponent	GP	GS	Rushing				Receiving			
				Att.	Yds.	Avg.	TD	No.	Yds.	TD	
S.10.22	Idaho State	1	0	9	38	4.22	1	2	5	0	
S.17.22	at No. 14/15 Utah	1	0	7	21	3.00	0	1	1	0	
S.24.22	Toledo	1	0	0	0	0.00	0	1	4	0	
S.30.22	at Boise State*	1	0	3	9	3.00	0	0	0	0	
0.8.22	Hawai'i*	1	0	1	-3	-3.00	0	0	0	0	
0.22.22	at Nevada*	1	0	7	22	3.14	0	0	0	0	
0.29.22	at Fresno State*	1	0	0	0	0.00	0	0	0	0	
N.5.22	UNLV*	1	0	1	1	1.00	0	0	0	0	
N.12.22	San José State*	1	0	6	14	2.33	0	0	0	0	
N.18.22	at New Mexico*	1	0	4	10	2.50	0	0	0	0	
N.26.22	Air Force*	1	0	0	0	0.00	0	0	0	0	
D.24.22	vs. Middle Tennessee^	1	0	0	0	0.00	0	0	0	0	
A.26.23	Ohio	1	0	1	0	0.00	0	2	10	0	
S.2.23	Idaho State	1	0	7	17	2.43	0	1	-1	0	
S.9.23	UCLA	1	0	0	0	0.00	0	1	0	0	
S.16.23	at No. 16/17 OSU	1	0	2	-1	-0.50	0	1	5	0	
S.22.23	Boise State*	1	0	1	2	0.50	0	0	0	0	
S.30.23	at Air Force*	1	0	2	8	4.00	0	1	6	0	
0.14.23	at Hawai'i*	1	0	10	53	5.30	0	2	17	0	
0.21.23	Nevada*	1	0	7	28	4.00	0	2	7	0	
N.4.23	Utah State*	1	0	2	3	1.50	0	1	-10	0	

*Bold indicates season high. * - Mountain West game. ^ - 2022 EasyPost Hawai'i Bowl (Clarence T.C. Ching Athletics Complex; Honolulu, Hawaii).*

#45 WYATT DRAEGER

Defensive End • Senior • 6-4 • 270 • Reno, Nev. • Reno HS

- **At San Diego State:** Veteran defensive lineman, who will be counted on to play significant snaps this season ... Enters the weekend as the co-backup defensive end to sixth-year senior Daniel Okpoko.
- **2023 (Senior):** Has appeared in all nine games this season, making 12 tackles (four solo) with a pass breakup and a quarterback hurry ... **vs. Ohio (Aug. 26)** ... Came off the bench to record a career-high three tackles (one solo) in 36 snaps against Ohio on Aug. 26 ... Also recorded his first career pass breakup and added a quarterback hurry ... **vs. Idaho State (Sept. 2)** ... Played 40 snaps off the bench in the win over Idaho State on Sept. 2 ... Recorded two tackles ... **vs. UCLA (Sept. 9)** ... Logged 23 snaps with one tackle against UCLA on Sept. 9 ... **at No. 16/17 Oregon State (Sept. 16)** ... Came off the bench for 25 snaps at No. 16/17 Oregon State on Sept. 16 ... Logged the seventh tackle of his season ... **vs. Boise State (Sept. 22)** ... Logged 14 statless snaps in the conference opener against Boise State on Sept. 22 ... **at Air Force (Sept. 30)** ... Came off the bench at Air Force on Sept. 30 ... Recorded two tackles, one solo and one assisted ... **at Hawai'i (Oct. 14)** ... Logged 24 defensive snaps at Hawai'i on Oct. 14 ... Recorded one assisted tackle ... **vs. Nevada (Oct. 21)** ... Logged 25 defensive snaps off the bench against Nevada on Oct. 21 ... Made one solo tackle ... **vs. Utah State (Nov. 4)** ... Recorded one tackle against Utah State on Nov. 4 ... His lone tackle was for a loss of three yards, the first TFL of his career.
- **2022 (Junior):** Had two tackles in 12 games ... Played 57 snaps overall ... Tackles came against Arizona on Sept. 3 in seven snaps and Idaho State on Sept. 10 in a season-high 17 snaps ... Did not play at No. 14/15 Utah on Sept. 17 ... Also saw statless time on defense vs. Toledo on Sept. 24 (six snaps), at Boise State on Sept. 30 (10 snaps), vs. Hawai'i on Oct. 8 (two snaps), at Nevada on Oct. 15 (six snaps), at Fresno State on Oct. 22 (three snaps) and Nov. 14 at New Mexico (two snaps).
- **2021 (Sophomore):** Appeared in 13 of the team's 14 games on the season, mainly on special teams ... Had three tackles (one solo) on the year ... Played 25 defensive snaps ... Played three defensive snaps without recording a stat against New Mexico State on Sept. 4 ... Came up with an assisted tackle - his first tackle of his career - in eight snaps at Arizona on Sept. 11 ... Played on special teams vs. Utah on Sept. 18 ... Logged four statless snaps vs. Towson on Sept. 25 ... Had a solo stop in three snaps vs. New Mexico (Oct. 9) ... Saw time on special teams each of the next eight games, logging a tackle at UNLV on Nov. 19 ... Played four statless snaps on defense against Utah State in the MW Championship game on Dec. 4 ... Did not play against No. 24/25 UTSA in the Frisco Bowl on Dec. 21.
- **2020 (Freshman):** Played in five of the team's eight games on defense, but did not record a stat ... His games played came against Utah State (Oct. 31), Hawai'i (Nov. 14), at Nevada

(Nov. 21), Colorado State (Dec. 5) and at No. 14/16 Brigham Young (Dec. 12).

- **2019 (Redshirt):** Redshirted his first season at SDSU.
- **High School:** Earned three letters at Reno High in Reno, Nev. ... Received all-state honorable mention accolades, playing defensive end, fullback and some tight end ... Also was a Northern 4A all-region pick on defense ... A three-star recruit by 247sports and a two-star recruit by Rivals ... Ranked as the 19th-best recruit in the state of Nevada by 247sports.
- **Personal:** Wyatt Alan Draeger was born March 25, 2001, in Reno, Nev. ... Son of Jeff and Lena Draeger ... Picked the Aztecs over offers from Fresno State, Idaho, Montana State and Southern Oregon, according to Rivals ... Is majoring in general business.

Draeger's Career Statistics

Season	GP	GS	UA	A	TT	TFL	Sk	Int.	PBU	FF	FR
2020	5	0	0	0	0	0.0	0.0	0	0	0	0
2021	13	0	1	2	3	0.0	0.0	0	0	0	0
2022	13	0	1	3	4	0.0	0.0	0	0	0	0
2023	9	0	4	8	12	1.0	0.0	0	1	0	0
Career	40	0	6	13	19	1.0	0.0	0	1	0	0

Career/2023 Highs: Tackles: 3 vs. Ohio (8/26/23); Tackles For Loss: 1 vs. Utah State (11/4/23); Pass Breakups: 1 vs. Ohio (8/26/23).

Draeger's Game-by-Game (Only Games with Stats Listed)

Date	Opponent	GP	GS	UA	A	TT	TFL	Sk.	Int.	PBU	FF	FR
S.11.21	at Arizona	1	0	0	1	1	0.0	0.0	0	0	0	0
O.9.21	New Mexico*	1	0	1	0	1	0.0	0.0	0	0	0	0
N.19.21	at UNLV*	1	0	0	1	1	0.0	0.0	0	0	0	0
S.3.22	Arizona	1	0	0	1	1	0.0	0.0	0	0	0	0
S.10.22	Idaho State	1	0	0	1	1	0.0	0.0	0	0	0	0
A.26.23	Ohio	1	0	1	2	3	0.0	0.0	0	0	0	0
S.2.23	Idaho State	1	0	0	2	2	0.0	0.0	0	0	0	0
S.9.23	UCLA	1	0	0	1	1	0.0	0.0	0	0	0	0
S.16.23	at No. 16/17 OSU	1	0	0	1	1	0.0	0.0	0	0	0	0
S.30.23	at Air Force*	1	0	1	1	2	0.0	0.0	0	0	0	0
O.14.23	at Hawai'i*	1	0	1	0	1	0.0	0.0	0	0	0	0
O.21.23	Nevada*	1	0	1	0	1	0.0	0.0	0	0	0	0
N.4.23	Utah State*	1	0	1	0	1	1.0	0.0	0	0	0	0

*Bold indicates season high. * - Mountain West game.*

#6 ZYRUS FIASEU (fee-uh-say-oo)
Linebacker • Sophomore • 6-0 • 220 • Las Vegas, Nev. • Liberty HS

- **At San Diego State:** Pronounced fee-uh-say-oo ... Signed with the early 2020 signing class in December and enrolled at San Diego State for 2021 spring classes ... Athletic linebacker with a ton of potential ... Entered his second full season in 2022 third on the depth chart at middle linebacker behind sixth-year seniors Caden McDonald and Seyddrick Lakalaka, but eventually became the starter the better half of the season ... Is the projected starter at middle linebacker.
- **2023 (Sophomore):** Started each of the team's nine games ... Owns a team-leading 54 tackles (29 solo) on the year, with 10 going for losses totaling 56 yards ... Has 5.5 sacks through the nine games, going for 48 yards ... Registered five quarterback hurries and three pass breakups ... Also has three forced fumbles and two fumble recoveries ... Been on the field for 501 of 640 defensive snaps, most among the front six in the Aztec 3-3-5 defense ... Leads the Mountain West in forced fumbles (3, T-5th in FBS) and forced fumbles per game (0.33, T-9th in FBS), and is third in total tackles for loss (10.5, T-36th in FBS) and tackles for loss per game (1.17, T-39th in FBS), fourth in total sack yards (48, T-24th in FBS), and fifth in both sacks (5.5, T-42nd in FBS) and sacks per game (0.61, T-43rd in FBS) ... vs. Ohio (Aug. 26) ... Started the opener against Ohio on Aug. 26 and came up with three tackles (two solo), including two tackles for loss (for 11 yards) and a 10-yard sack ... Had just 1.5 tackles for loss and 0.5 sacks for his career entering the game ... Played 50 snaps overall ... Also added a QBH ... vs. Idaho State (Sept. 2) ... Started in the victory over Idaho State on Sept. 2, playing 50 total snaps ... Recorded three tackles (two solo) ... vs. UCLA (Sept. 9) ... Had a monster game against UCLA on Sept. 9 ... Entered the game with six tackles on the season and finished with seven in the first half and a career-high 12 for the game (previous high was four) ... He also forced his first two fumbles and recovered his first career fumble ... The two forced fumbles tied an SDSU single-game record (14th occasion) ... Tied a then-career high with two tackles for loss ... Logged his second sack of the season and had his first career pass breakup ... His

Pro Football Focus grade of 90.5 was the highest in the country among linebackers for Week 2 (min. 45 snaps) and the third highest regardless of defensive position ... **at No. 16/17 Oregon State (Sept. 16) ...** Led the team in tackles for the second straight game ... Totaled seven (three solo) tackles against the Beavers ... One of his tackles went for a loss of two yards, his fifth TFL of the year ... Also added a quarterback hurry ... **vs. Boise State (Sept. 22) ...** Made his fifth start of the season in the conference opener against Boise State on Sept. 22 ... Totaled five tackles (three solo) ... Recorded his sixth tackle for loss, a two-yard loss toward the end of the first half ... Added his second pass breakup of the season as well ... **at Air Force (Sept. 30) ...** Got his sixth start of the year at Air Force on Sept. 30 ... Led the team in tackles for the third time in four games, with nine tackles (two solo) ... Finished the game with the second most snaps played, logging 50 of the possible 59 ... **at Hawai'i (Oct. 14) ...** Recorded four solo tackles in a start at Hawai'i on Oct. 14 ... Also recorded a tackle for loss ... Had one forced fumble and one fumble recovery on separate plays ... His fumble recovery came on a muffed punt in the second quarter setting up the Aztec offense with a field goal attempt ... Recorded his TFL and forced a fumble in the fourth quarter which led to an Aztec touchdown, extending their lead ... Named the team's co-defensive player of the game with Deshawn McQuin ... vs. Nevada (Oct. 21) ... Finished second on the team in tackles against Nevada on Oct. 21 ... Totaled seven tackles (four solo) ... Also recorded a sack (and TFL), his third of the season, for an eight-yard loss ... Had two quarterback hurries along with his third PBU of the year as well ... **vs. Utah State (Nov. 4) ...** Recorded six tackles (three solo) against Utah State on Nov. 4 ... The three TFL, and sacks, are both a new career-high ... They totaled a loss of 22 yards ... His first sack came went for a loss of nine in the third quarter and forced Utah State to punt ... The second sack went for a loss of 11 that put the Aggies in a 3rd & 21 before having to punt ... His third sack came in overtime as a loss of two.

- **2022 (Freshman):** Played in all 13 games, starting six times ... Had 24 tackles (nine solo), 1.5 tackles for loss, 0.5 sacks and three quarterback hurries ... Played 244 defensive snaps overall ... Played statless time on special teams against Arizona on Sept. 3 ... Logged five snaps on defense vs. Idaho State on Sept. 10 without recording a stat ... Shined late at No. 14/15 Utah on Sept. 17, making four tackles (three solo) in just six defensive snaps ... Played on special teams vs. Toledo on Sept. 24 but did not record a stat ... Logged five snaps late at Boise State on Sept. 30 without making a stat ... Earned his first career start against Hawai'i on Oct. 8, where he made four tackles (one solo) and added a quarterback hurry in 38 snaps ... Started for a second straight game at Nevada on Oct. 22, making two tackles (one solo) with a quarterback hurry in 24 snaps ... Started at Fresno State (Oct. 29) and had two assisted tackles, including 0.5 sacks (and TFL), in 42 defensive snaps ... Made an assisted stop against UNLV on Nov. 5 in 37 snaps ... Had three tackles (one solo) with 0.5 tackles for loss in 29 snaps in a start vs. San José State on Nov. 12 ... Had two assisted tackles and a quarterback hurry in 21 snaps in a start at New Mexico on Nov. 18 ... Registered four tackles (three solo) off the bench against Air Force on Nov. 26, playing 19 snaps ... Came off the bench once again vs. Middle Tennessee in the EasyPost Hawai'i Bowl on Dec. 24, making two assisted tackles with 0.5 tackles for loss in 19 snaps.
- **2021 (Redshirt):** Played in two games on special teams but ended up using his redshirt season ... Did not play in the team's first four games ... Made his collegiate debut on special teams against New Mexico on Oct. 9 ... Also played the next game at San José State (Oct. 15) ... Did not play over the final eight games.
- **High School:** Earned four letters at Liberty High School in Las Vegas, Nev., the same high school as current Aztecs Ethan Dedeaux and Allan Mwata ... Helped the Patriots to a state title in 2019, finishing with a 10-5 record and 5-0 league record ... Was an all-state selection and a three-time all-league pick ... Was the team's MVP ... LHS did not play during the 2020 season (COVID-19) ... Excelled on both sides of the ball ... According to MaxPreps, on offense ran for 2,390 yards over his career and 29 touchdowns on 330 attempts (7.2 avg.) ... Also caught 19 passes for 178 yards (9.4 avg.) and two touchdowns ... Best season was as a junior in 2019 when he rushed for 1,030 yards and 17 touchdowns on 148 carries (7.0 avg.) ... The numbers are incomplete on the defensive side of the ball ... A consensus three-star recruit by Rivals, 247sports and ESPN ... Earned a scout grade of 82 by 247sports and 76 by ESPN ... Ranked as the fourth-best recruit in the state of Nevada by ESPN and the 13th best by 247sports ... Played junior varsity volleyball and freshman basketball.
- **Personal:** Zyrus Taatofa Fiaseru was born Nov. 26, 2002, in Las Vegas ... Son of Tofiga and Agimoe Fiaseru ... Picked San Diego State over numerous offers, including Oregon, Washington State, Nebraska, Boise State, Nevada, Hawai'i, Colorado State, Utah State and UNLV ... Is majoring in kinesiology ... Older brother, Austin, was a linebacker at UNLV through the 2022 season.

Fiaseu's Career Statistics

Season	GP	GS	UA	A	TT	TFL	Sk	Int.	PBU	FF	FR
2021	2	0	0	0	0	0.0	0.0	0	0	0	0
2022	13	6	9	15	24	1.5	0.5	0	0	0	0
2023	9	9	28	28	56	10.5	5.5	0	3	3	2
Career	24	15	37	43	80	12.0	6.0	0	3	3	2

Career/2023 Highs: Tackles: 12 vs. UCLA (9/9/23); Tackles For Loss: 3.0 vs. Utah State (11/4/23); Sacks: 3.0 vs. Utah State (11/4/23); Pass Breakups: 1 vs. Nevada (10/21/23), vs. Boise State (9/22/23), vs. UCLA (9/9/23); Forced Fumbles: 2 vs. UCLA (9/9/23); Fumbles Recoveries: 1 at Hawai'i (10/14/23), vs. UCLA (9/9/23).

Fiaseu's Career Game-by-Game (Only 2021 Games Played Listed)

Date	Opponent	GP	GS	UA	A	TT	TFL	Sk.	Int.	PBU	FF	FR
0.9.21	New Mexico*	1	0	0	0	0	0.0	0.0	0	0	0	0
0.15.21	at San José State*	1	0	0	0	0	0.0	0.0	0	0	0	0
S.3.22	Arizona	1	0	0	0	0	0.0	0.0	0	0	0	0
S.10.22	Idaho State	1	0	0	0	0	0.0	0.0	0	0	0	0
S.17.22	at No. 14/15 Utah	1	0	3	1	4	0.0	0.0	0	0	0	0
S.24.22	Toledo	1	0	0	0	0	0.0	0.0	0	0	0	0
S.30.22	at Boise State*	1	0	0	0	0	0.0	0.0	0	0	0	0
0.8.22	Hawai'i*	1	1	1	3	4	0.0	0.0	0	0	0	0
0.22.22	at Nevada*	1	1	1	1	2	0.0	0.0	0	0	0	0
0.29.22	at Fresno State*	1	1	0	2	2	0.5	0.5	0	0	0	0
N.5.22	UNLV*	1	1	0	1	1	0.0	0.0	0	0	0	0
N.12.22	San José State*	1	1	1	2	3	0.5	0.0	0	0	0	0
N.18.22	at New Mexico*	1	1	0	2	2	0.0	0.0	0	0	0	0
N.26.22	Air Force*	1	0	3	1	4	0.0	0.0	0	0	0	0
D.24.22	vs. Middle Tennessee^	1	0	0	2	2	0.5	0.0	0	0	0	0
A.26.23	Ohio	1	1	1	2	3	1.5	0.5	0	0	0	0
S.2.23	Idaho State	1	1	1	1	2	0.0	0.0	0	0	0	0
S.9.23	UCLA	1	1	8	4	12	2.0	1.0	0	1	2	1
S.16.23	at No. 16/17 OSU	1	1	3	4	7	1.0	0.0	0	0	0	0
S.22.23	Boise State*	1	1	3	2	5	1.0	0.0	0	1	0	0
S.30.23	at Air Force*	1	1	2	7	9	0.0	0.0	0	0	0	0
0.14.23	at Hawai'i*	1	1	3	1	4	1.0	0.0	0	0	1	1
0.21.23	Nevada*	1	1	4	3	7	1.0	1.0	0	1	0	0
N.4.23	Utah State*	1	1	3	3	6	3.0	3.0	0	0	0	0

* - Mountain West game. ^ - 2022 EasyPost Hawai'i Bowl (Clarence T.C. Ching Athletics Complex; Honolulu, Hawaii).

#39 GARRET FOUNTAIN

Defensive End • Senior • 6-4 • 260 • Turlock, Calif. • Turlock HS

- **At San Diego State:** Former linebacker who made the move to defensive end in the spring 2022 season ... Continues to get bigger in the weight room ... Saw action in four games in 2019 on special teams as a true freshman, before shutting down the season for a redshirt year ... Saw more playing time the next three seasons and figures to play more in 2023 with all three starters gone from the line ... Is a projected starting defensive end.
- **2023 (Senior):** Has been named a captain by his teammates ... Has been named a preseason second-team all-Mountain West selection by Phil Steele Magazine and a third-team pick by Athlon Sports ... Has 31 tackles (21 solo) on the season in nine starts ... Recorded four tackles for loss, including 1.5 sacks ... Registered a pair of pass breakups and three quarterback hurries ... Has been on the field for 444 defensive snaps this season, most among the front line ... **vs. Ohio (Aug. 26)** ... Earned his first career start against Ohio in the opener on Aug. 26, making three tackles (one solo) in 53 snaps ... **vs. Idaho State (Sept. 2)** ... Started his second consecutive game to open the season against Idaho State on Sept. 2 ... Played 58 snaps, registering two tackles, including 0.5 sacks for two yards (and 0.5 TFL for two yards), with a pass breakup and two quarterback hurries ... **vs. UCLA (Sept. 9)** ... Logged 47 snaps against UCLA on Sept. 9 ... Doubled his season total with five tackles (four solo) including a three yard TFL ... **at No. 16/17 Oregon State (Sept. 16)** ... Made his fourth consecutive start at No. 16/17 Oregon State on Sept. 16 ... Logged 43 snaps ... Tied for the team lead with four solo tackles, matching his season-best ... One tackle went for a loss of a yard, his second consecutive game with a TFL ... **vs. Boise State (Sept. 22)** ... Got the start in the conference opener against Boise State on Sept. 22 ... Totaled four tackles (three solo) in 52 defensive snaps ... **at Air**

Force (Sept. 30) ... Made his sixth straight of the season at Air Force on Sept. 30 ... Recorded four tackles (one solo) in his 35 defensive snaps ... **at Hawai'i (Oct. 14)** ... Logged 41 defensive snaps in a start at Hawai'i on Oct. 14 ... Recorded his second pass breakup of the season as well as a quarterback hurry ... **vs. Nevada (Oct. 21)** ... Logged 46 defensive snaps against Nevada on Oct. 21, most on the defensive line ... Recorded a season-high six tackles (three solo) ... **vs. Utah State (Nov. 4)** ... Recorded four tackles (three solo) against Utah State on Nov. 4 ... Had a season-high 1.5 tackles for loss for a total of two yards ... His solo tackle for loss came on a 4th & 1 in the first quarter forcing a turnover on downs.

- **2022 (Junior):** Was productive in a reserve role in 13 games, making 41 tackles (23 solo), including three sacks, six tackles for loss, a fumble recovery, pass breakup and three quarterback hurries ... Played in only 369 of the team's 874 defensive snaps (42.2 pct.) ... Made his debut at defensive end in the opener against Arizona on Sept. 3, making three tackles (one assisted) with a quarterback hurry in 25 snaps ... Had a then career-high six tackles (two solo), including 0.5 tackles for loss, in 24 defensive snaps ... Had another productive game in just 23 snaps at No. 14/15 Utah on Sept. 17, making five tackles (four solo), including an 8-yard sack (and TFL), a pass breakup and a quarterback hurry ... Had another good game against Toledo on Sept. 24 in 48 snaps, making six tackles (four solo) with a sack and two tackles for loss for a total of seven yards ... The two tackles for loss tied a career high, while the six tackles were then a career high ... Also added a quarterback hurry ... Had a big game at Boise State on Sept. 30, playing significant time (49 snaps) after Justus Tavai went down with an injury ... Had a career-high eight tackles (three solo), including a 4-yard tackle for loss ... Did not come up with a stat for the first time of the season in 25 snaps vs. Hawai'i on Oct. 8 ... Registered a pair of tackles (one solo) in 33 snaps at Nevada on Oct. 22 ... Came up with a 10-yard sack in 23 snaps at Fresno State on Oct. 29 ... Had a pair of solo tackles and recovered a fumble in 26 snaps vs. UNLV on Nov. 5 ... It was his first fumble recovery of the season and second of his career ... Registered one solo stop in 23 defensive snaps vs. San José State on Nov. 12 ... Did not come up with a stat in 19 snaps at New Mexico on Nov. 18 ... Had five tackles (three solo) against Air Force on Nov. 26 in 21 snaps ... Came up with two tackles (one solo), including 0.5 tackles for loss, in 20 reserve snaps vs. Middle Tennessee in the EasyPost Hawai'i Bowl on Dec. 24.
- **2021 (Sophomore):** Played in the team's 14 games off the bench, logging 19 tackles (14 solo), including six tackles for loss and three sacks, a fumble recovery, pass breakup and a quarterback hurry ... Came off the bench to play 22 snaps in the opener against New Mexico State on Sept. 4, recording two solo tackles, including a 2-yard sack ... It was his first game with multiple tackles while the sack was the first of his career ... Registered two solo tackles, including a 1-yard tackle for loss, and added a quarterback hurry in 13 snaps off the bench at Arizona on Sept. 11 ... Made the most of his 10 defensive snaps against Utah on Sept. 18, recording three tackles, including two sacks (and TFL) for 14 yards, and a pass breakup ... The two sacks doubled his career total (1.0) coming into the game and are tied for the most in a game by an Aztec this season ... Registered a pair of tackles (both solo) in 19 snaps against Towson on Sept. 25 ... Came up with an assisted tackle in 18 snaps vs. New Mexico on Oct. 9 ... Had two tackles (one solo) in just four snaps at San José State on Oct. 15 ... Came up with one tackle, which went down as a 2-yard tackle for loss, in 26 defensive snaps at Air Force on Oct. 23 ... Was unable to record a stat in 14 snaps vs. Fresno State on Oct. 30 or in 14 snaps at Hawai'i on Nov. 6 ... Logged a solo stop in 12 defensive snaps against Nevada on Nov. 13 ... Played just nine snaps at UNLV on Nov. 19 without recording a stat ... Did recover a fumble when a teammate muffed a kick on the kick return unit early in the game ... Was named one of the team's special teams players of the game ... Had three stops (one solo) in 21 snaps vs. Boise State on Nov. 26 ... Recorded a pair of tackles, including a 1-yard tackle for loss, in 14 defensive snaps off the bench against Utah State in the Mountain West Championship on Dec. 4 ... Played 21 snaps without finding the stat sheet against No. 24/25 UTSA in the Tropical Smoothie Frisco Bowl on Dec. 21.
- **2020 (Freshman):** Played in five of the team's eight games off the bench, mainly on special teams ... Had two solo tackles and a forced fumble ... Played late against UNLV on Oct. 24, making a solo tackle and forcing a fumble, which was recovered by Michael Shawcroft ... Came off the bench late to play at Utah State on Oct. 31 without recording a stat ... Did not play against San José State on Nov. 6 ... Played statless time on special teams vs. Hawai'i on Nov. 14 ... Had a solo tackle in special teams play at Nevada on Nov. 21 ... Played statless time on special teams at Colorado on Nov. 28 ... Did not play against Colorado State on Dec. 5 or the following week at No. 14/16 Brigham Young (Dec. 12).
- **2019 (Redshirt):** Played in each of the first four games - vs. Weber State, at UCLA, at New Mexico State and vs. Utah State - on special teams - without recording a stat ... Did not play the rest of the season, using his redshirt campaign ... Was chosen as the team's special teams scout player of the year.

- **High School:** Lettered at Turlock High School in Turlock, Calif. ... Led the Bulldogs to a 5-0 Central California Conference record as a senior and a league championship ... Had 46 tackles and 8.5 tackles for loss in 2018 according to MaxPreps ... Also scored a pair of touchdowns on offense ... Was a two-star recruit by 247sports ... Received a grade of 78 from 247sports ... Was also a member of the baseball team at Turlock High.
- **Personal:** Garret James Fountain was born Dec. 15, 2000, in Modesto, Calif. ... Also was considering Sacramento State and UC Davis in the recruiting process ... Son of Jerry and Karen Fountain ... Is an interdisciplinary studies major.

Fountain's Career Statistics

Season	GP	GS	UA	A	TT	TFL	Sk	Int.	PBU	FF	FR
2019	4	0	0	0	0	0.0	0.0	0	0	0	0
2020	5	0	2	0	2	0.0	0.0	0	0	1	0
2021	14	0	14	5	19	6.0	3.0	0	1	0	1
2022	13	0	23	18	41	6.0	3.0	0	1	0	1
2023	9	9	19	13	32	4.0	0.5	0	2	0	0
Career	45	9	58	36	94	16.0	6.5	0	4	1	2

Career Highs: Tackles: 8 at Boise State (9/30/22); Tackles For Loss: 2.0 vs. Toledo (9/24/22), vs. Utah (9/18/21); Sacks: 2.0 vs. Utah (9/18/21); Pass Breakups: 1, four times; Forced Fumbles: 1 vs. UNLV (10/24/20); Fumble Recoveries: 1 vs. UNLV (11/5/22), vs. Towson (9/25/21).

2023 Highs: Tackles: 6 vs. Nevada (10/21/23); Tackles For Loss: 1.5 vs. Utah State (11/4/23); Sacks: 0.5 vs. Idaho State (9/2/23); Pass Breakups: 1 at Hawai'i (10/14/23), vs. Idaho State (9/2/23).

Fountain's Career Game-by-Game (Games Played Only)

Date	Opponent	GP	GS	UA	A	TT	TFL	Sk	Int.	PBU	FF	FR
A.31.19	Weber State	1	0	0	0	0	0.0	0.0	0	0	0	0
S.7.19	at UCLA	1	0	0	0	0	0.0	0.0	0	0	0	0
S.14.19	at New Mexico State	1	0	0	0	0	0.0	0.0	0	0	0	0
S.21.19	Utah State*	1	0	0	0	0	0.0	0.0	0	0	0	0
O.24.20	UNLV*	1	0	1	0	1	0.0	0.0	0	0	1	0
O.31.20	at Utah State*	1	0	0	0	0	0.0	0.0	0	0	0	0
N.14.20	Hawai'i*	1	0	0	0	0	0.0	0.0	0	0	0	0
N.21.20	at Nevada*	1	0	1	0	1	0.0	0.0	0	0	0	0
N.28.20	at Colorado	1	0	0	0	0	0.0	0.0	0	0	0	0
S.4.21	New Mexico State	1	0	2	0	2	1.0	1.0	0	0	0	0
S.11.21	at Arizona	1	0	2	0	2	1.0	0.0	0	0	0	0
S.18.21	Utah	1	0	2	1	3	2.0	2.0	0	1	0	0
S.25.21	Towson	1	0	2	0	2	0.0	0.0	0	0	0	1
O.9.21	New Mexico*	1	0	0	1	1	0.0	0.0	0	0	0	0
O.15.21	at San José State*	1	0	1	1	2	0.0	0.0	0	0	0	0
O.23.21	at Air Force*	1	0	1	0	1	1.0	0.0	0	0	0	0
O.30.21	Fresno State*	1	0	0	0	0	0.0	0.0	0	0	0	0
N.6.21	at Hawai'i*	1	0	0	0	0	0.0	0.0	0	0	0	0
N.13.21	Nevada*	1	0	1	0	1	0.0	0.0	0	0	0	0
N.19.21	at UNLV*	1	0	0	0	0	0.0	0.0	0	0	0	0
N.26.21	Boise State*	1	0	1	2	3	0.0	0.0	0	0	0	0
D.4.21	Utah State!	1	0	2	0	2	0.0	0.0	0	0	0	0
D.21.21	vs. No. 24/25 UTSA%	1	0	0	0	0	0.0	0.0	0	0	0	0
S.3.22	Arizona	1	0	1	2	3	0.0	0.0	0	0	0	0
S.10.22	Idaho State	1	0	2	4	6	0.5	0.0	0	0	0	0
S.17.22	at No. 14/15 Utah	1	0	4	1	5	1.0	1.0	0	1	0	0
S.24.22	Toledo	1	0	4	2	6	2.0	1.0	0	0	0	0
S.30.22	at Boise State*	1	0	3	5	8	1.0	0.0	0	0	0	0
O.8.22	Hawai'i*	1	0	0	0	0	0.0	0.0	0	0	0	0
O.22.22	at Nevada*	1	0	1	1	2	0.0	0.0	0	0	0	0
O.29.22	at Fresno State*	1	0	1	0	1	1.0	1.0	0	0	0	0
N.5.22	UNLV*	1	0	2	0	2	0.0	0.0	0	0	0	1
N.12.22	San José State*	1	0	1	0	1	0.0	0.0	0	0	0	0
N.18.22	at New Mexico*	1	0	0	0	0	0.0	0.0	0	0	0	0
N.26.22	Air Force*	1	0	3	2	5	0.0	0.0	0	0	0	0
D.24.22	vs. Middle Tennessee^	1	0	1	1	2	0.5	0.0	0	0	0	0
A.26.23	Ohio	1	1	1	2	3	0.0	0.0	0	0	0	0

Date	Opponent	GP	GS	UA	A	TT	TFL	Sk	Int.	PBU	FF	FR
S.2.23	Idaho State	1	1	0	2	2	0.5	0.5	0	1	0	0
S.9.23	UCLA	1	1	4	1	5	1.0	0.0	0	0	0	0
S.16.23	at No. 16/17 OSU	1	1	4	0	4	1.0	0.0	0	0	0	0
S.22.23	Boise State*	1	1	3	1	4	0.0	0.0	0	0	0	0
S.30.23	at Air Force*	1	1	1	3	4	0.0	0.0	0	0	0	0
O.14.23	at Hawai'i*	1	1	0	0	0	0.0	0.0	0	1	0	0
O.21.23	Nevada*	1	1	3	3	6	0.0	0.0	0	0	0	0
N.4.23	Utah State*	1	1	3	1	4	2.0	0.0	0	0	0	0

* - Mountain West game. ! - 2021 Mountain West Championship (Dignity Health Sports Park; Carson, Calif.). % - 2021 Tropical Smoothie Frisco Bowl (Toyota Stadium; Frisco, Texas). ^ - 2022 EasyPost Hawai'i Bowl (Clarence T.C. Ching Athletics Complex; Honolulu, Hawaii).

#86 CAMERON HARPOLE

Tight End • Sophomore • 6-4 • 250 • Prosper, Texas • Prosper HS

- **At San Diego State:** Young, athletic tight end who figures to play significant snaps this season ... Enters the weekend as the projected starting "H" tight end and backup "Y" tight end.
- **2023 (Sophomore):** Made his first career start in the Mountain West opener against Boise State ... Has played in eight of the nine games this season, making starts in four of the last five games ... Has three receptions for 18 yards ... **vs. Ohio (Aug. 26)** ... Played 19 statless snaps on offense in the opener against Ohio on Aug. 26 ... **vs. Idaho State (Sept. 2)** ... Totaled 16 snaps on offense in the win over Idaho State on Sept. 2 and caught his lone target for four yards ... It was the first catch of his career ... **vs. UCLA (Sept. 9)** ... Did not play against UCLA on Sept. 9 ... **at No. 16/17 Oregon State (Sept. 16)** ... Logged six statless snaps at No. 16/17 Oregon State on Sept. 16 ... **vs. Boise State (Sept. 22)** ... Made the first start of his collegiate career against Boise State on Sept. 22 ... Caught his lone target for a gain of six yards on a drive that led to an Aztec touchdown ... **at Air Force (Sept. 30)** ... Made his second consecutive start at Air Force on Sept. 30, playing 18 offensive snaps along with special teams ... Caught his lone target for a career-long eight yard gain ... **at Hawai'i (Oct. 14)** ... Logged 40 offensive snaps in a start at Hawai'i on Oct. 14 ... Saw just one target ... **vs. Nevada (Oct. 21)** ... Came off the bench against Nevada on Oct. 21 ... Saw just one target in 24 offensive snaps ... **vs. Utah State (Nov. 4)** ... Logged 28 statless snaps against Utah State on Nov. 4.
- **2022 (Freshman):** Played in nine games, mostly on special teams ... Did not record a stat ... Played 31 offensive snaps ... Played two snaps against Arizona on Sept. 3 for his first official playing time ... Played on offense in each of the next three games, including seven snaps vs. Idaho State on Sept. 10, two at No. 14/15 Utah on Sept. 17 and one vs. Toledo on Sept. 24 ... Did not play either of the next two games (at Boise State or vs. Hawai'i) ... Saw action in three snaps at Nevada on Oct. 15 ... Didn't play at Fresno State or vs. UNLV ... Played three snaps vs. San Jose State on Nov. 12 and eight at New Mexico on Nov. 18 ... Saw action on special teams vs. Air Force on Nov. 26 before playing five snaps vs. Middle Tennessee on Dec. 24 in the EasyPost Hawai'i Bowl.
- **2021 (Redshirt):** Redshirted his first year with the Aztecs while working with the scout team.
- **High School:** Earned three letters at Prosper High School in Prosper, Texas ... Helped the Eagles to a 26-9 (.743) record from 2017-19 ... Prosper's best season was an 11-3 finish in 2019 where it made the state quarterfinals, which came after a 9-3 record in 2018 ... Was an all-district selection at tight end ... Is a three-time all-academic district pick ... Played baseball for three years as well, earning all-district and all-academic honors ... A three-star recruit by 247sports and ESPN, and a two-star recruit by Rivals ... Received a scout grade of 81 by 247sports and 72 by ESPN ... Ranked as the 39th-best tight end in the 2021 signing class by ESPN.
- **Personal:** Cameron Dean Harpole was born Sept. 23, 2002, in Plano, Texas ... Son of Jeremy and Michelle Harpole ... Chose San Diego State over offers from Virginia, Coastal Carolina, Air Force, Army West Point, Louisiana-Monroe, Florida International, Sam Houston State, Bucknell, Columbia, Dartmouth, Fordham, Furman, Holy Cross, Houston Baptist, Penn, Prairie View A&M, William & Mary and Yale ... Also was looked at by Iowa State and Wyoming ... Is majoring in business ... Likes to fish in his spare time.

Harpole's Career Statistics

Receiving							
Season	GP	GS	Rec.	Yds.	Avg.	Long	TD
2022	9	0	0	0	0.0	0	0
2023	8	4	3	18	6.0	8	0
Career	17	4	3	18	6.0	8	0

Career/2023 Highs: Receptions: 1 at Air Force (9/30/23), vs. Boise State (9/22/23), vs. Idaho State (9/2/23); **Receiving Yards:** 8 at Air Force (9/30/23); **Long Reception:** 8 at Air Force (9/30/23).

Harpole's Career Game-by-Game (Only Games with Stats Listed)

Receiving									
Date	Opponent	GP	GS	No.	Yds.	Avg.	Lg.	TD	TD Lengths
S.2.23	Idaho State	1	0	1	4	4.0	4	0	
S.2.23	Boise State*	1	1	1	6	6.0	6	0	
S.30.23	at Air Force*	1	1	1	8	8.0	8	0	

*Bold indicates season high. * - Mountain West game.*

#96 RYAN HENDERSON

Defensive Line • Fr. • 6-3 • 255 • Las Vegas, Nev. • Canyon Springs HS

- **At San Diego State:** Mobile lineman who worked his way up the depth chart this season while playing on the scout team.
- **2023 (Freshman):** Has played in six games this season ... Recorded five tackles (two solo) thus far ... Is tied for 10th in the Mountain West in fumble recoveries (1, T-70th in FBS) ... **vs. Idaho State (Sept. 2)** ... Made his collegiate debut against Idaho State on Sept. 2 ... Recorded an assisted tackle, the first of his career ... **vs. UCLA (Sept. 9)** ... Logged six statless snaps against UCLA on Sept. 9 ... **at Air Force (Sept. 30)** ... Played eight defensive snaps off the bench at Air Force on Sept. 30 ... Had one assisted tackle ... **at Hawai'i (Oct. 14)** ... Had a career day at Hawai'i on Oct. 14 ... Set a career-high of three tackles (two solo) ... The two solo tackles were the first of his career ... Recorded his first career sack (and TFL), a one-yard loss in the third quarter ... Also recorded his first career fumble forced and fumble recovery, stripping the UH running back in the final six minutes of the game ... The fumble led to the win-securing Aztec touchdown with just over two minutes left in the game ... **vs. Nevada (Oct. 21)** ... Came off the bench against Nevada on Oct. 21 and logged 23 defensive snaps ... Had two tackles (one solo) ... **vs. Utah State (Nov. 4)** ... Logged 21 defensive snaps and played on special teams against Utah State on Nov. 4.
- **2022 (Redshirt):** Played on scout team, utilizing redshirt season.
- **High School:** Played one year at Canyon Springs in Las Vegas ... Was a first-team all-state selection ... Named the team's defensive MVP ... Also garnered academic honors ... Is a three-star recruit by 247sports and ESPN, and a two-star recruit by Rivals ... Owns a 247sports composite rating of 82.54 ... Earned a scout grade of 84 by 247sports and a 73 by ESPN ... Is rated as the 16th-best recruit in the state of Nevada by both 247sports and ESPN.
- **Personal:** Ryan Henderson was born Feb. 16, 2004 in Las Vegas ... Son of Kirby and Vina Henderson ... Chose San Diego State over offers from Arizona State, Fresno State, Colorado State, Utah State, Nevada and UNLV ... Hobbies include listening to music and playing video games ... Favorite athlete is former NFL running back Marshawn Lynch.

Henderson's Career Statistics

Season	GP	GS	UA	A	TT	TFL	Sk	Int.	PBU	FF	FR
2023	5	0	3	4	7	1.0	1.0	0	0	1	1
Career	5	0	3	4	7	1.0	1.0	0	0	1	1

Career/2023 Highs: Tackles: 3 at Hawai'i (10/14/23); Tackles For Loss: 1.0 at Hawai'i (10/14/23); Sacks: 1.0 at Hawai'i (10/14/23); Forced Fumbles: 1 at Hawai'i (10/14/23); Fumble Recoveries: 1 at Hawai'i (10/14/23).

Henderson's Career Game-by-Game (Games Played Only)

Date	Opponent	GP	GS	UA	A	TT	TFL	Sk.	Int.	PBU	FF	FR
S.2.23	Idaho State	1	0	0	1	1	0.0	0.0	0	0	0	0
S.9.23	UCLA	1	0	0	0	0	0.0	0.0	0	0	0	0
S.30.23	at Air Force*	1	0	0	1	1	0.0	0.0	0	0	0	0
O.14.23	at Hawai'i*	1	0	2	1	3	1.0	1.0	0	0	1	1
O.21.23	Nevada*	1	0	1	1	2	0.0	0.0	0	0	0	0

Date	Opponent	GP	GS	UA	A	TT	TFL	Sk.	Int.	PBU	FF	FR
N.4.23	Utah State*	1	0	0	0	0	0.0	0.0	0	0	0	0

*Bold indicates season high. * - Mountain West game.*

#24 JOSH HUNTER

Safety • RS-Freshman • 5-9 • 180 • Temecula, Calif. • Mater Dei HS

- **At San Diego State:** Young, athletic safety with a ton of potential ... Is a great tackler ... Has good speed ... Enters the weekend as the projected backup field warrior ... Also plays on special teams.
- **2023 (Freshman):** Has come off the bench in five games with two starts ... Has 17 tackles (14 solo) on the season ... **vs. Ohio (Aug. 26)** ... Logged two solo tackles in his first career defensive snaps (14) against Ohio on Aug. 26 ... **vs. Idaho State (Sept. 2)** ... Did not play against Idaho State on Sept. 2 because of an injury ... **vs. UCLA (Sept. 9)** ... Did not play against UCLA on Sept. 9 because of an injury ... **at No. 16/17 Oregon State (Sept. 16)** ... Played on special teams at No. 16/17 Oregon State on Sept. 16 ... **vs. Boise State (Sept. 22)** ... Recorded one solo tackle off the bench vs. Boise State on Sept. 22 ... Also played on special teams ... **at Air Force (Sept. 30)** ... Made one solo tackle at Air Force on Sept. 30 ... Also played on special teams ... **at Hawai'i (Oct. 14)** ... Came off the bench for 12 defensive snaps at Hawai'i on Oct. 14 ... Recorded two solo tackles ... Also played on special teams ... **vs. Nevada (Oct. 21)** ... Made his first collegiate start against Nevada on Oct. 21 ... Recorded four tackles (two solo) ... **vs. Utah State (Nov. 4)** ... Set a new career-best for tackles against Utah State on Nov. 4 ... His seven tackles were tied for second-most on the team, six of which were solo ... Also recorded the first tackle for loss of his career, a one-yard loss in the second quarter ... Registered his first career pass breakup.
- **2022 (Redshirt):** Played in the first three games of the season with one special teams tackle before shutting down to save his redshirt ... Had a solo tackle on special teams in his first career game against Arizona on Sept. 3 ... Also played statless time vs. Idaho State (Sept. 10) and at No. 14/15 Utah (Sept. 17) ... Did not play the rest of t-he season.
- **High School:** Was a four-year letter winner at Mater Dei High School in Santa Ana, Calif. ... Helped the Monarchs to two CIF open championships, two state titles and three league championships ... Over his four high school years, Mater Dei was 43-2 (.956), including undefeated seasons in 2021 (12-0) and 2020 (5-0), and a 12-1 record in 2019 and 14-1 mark in 2018 ... Was twice named the Trinity League Defensive MVP ... Also was a three-time all-league pick, including twice on the first team ... According to MaxPreps, he totaled 148 tackles (115 solo) for his career along with eight interceptions, 22 pass breakups, two fumble recoveries and a blocked punt ... Also was used in the return game ... As a senior in 2021, he recorded 55 tackles (42 solo), three interceptions, three pass breakups and a fumble recovery ... Also played a year of baseball and was a member of the track & field team for two years ... Has been on the honor roll all four years at Mater Dei HS ... A consensus three-star recruit by 247sports, Rivals and ESPN ... Owns a 247sports composite rating of 85.52 ... Received an 87 scout grade by 247sports and 76 by ESPN ... Was listed as the 65th-best recruit in the state of California by 247sports.
- **Personal:** Joshua Hunter was born Oct. 18, 2002, in Corona, Calif. ... Son of Stephanie Robinson and Brian Hunter ... Father, Brian, played nine years (1991-00) in Major League Baseball ... Aunt, Lorrie Moore, played five years (2005-09) in the WNBA ... Picked San Diego State over offers from LSU, Oregon, Colorado State and UNLV, while receiving interest from Wisconsin ... Favorite athlete is Budda Baker.

Hunter's Career Statistics

Season	GP	GS	UA	A	TT	TFL	Sk	Int.	PBU	FF	FR
2022	3	0	1	0	1	0.0	0.0	0	0	0	0
2023	7	2	14	3	17	1.0	0.0	0	1	0	0
Career	10	2	15	3	18	1.0	0.0	0	1	0	0

Career/2023 Highs: Tackles: 7 vs. Utah State (11/4/23); Tackles For Loss: 1.0 vs. Utah State (11/4/23); Pass Breakups: 1 vs. Utah State (11/4/23).

Hunter's Career Game-by-Game (Games Played Only)

Date	Opponent	GP	GS	UA	A	TT	TFL	Sk.	Int.	PBU	FF	FR
S.3.22	Arizona	1	0	1	0	1	0.0	0.0	0	0	0	0
S.10.22	Idaho State	1	0	0	0	0	0.0	0.0	0	0	0	0
S.17.22	at No. 14/15 Utah	1	0	0	0	0	0.0	0.0	0	0	0	0
A.26.23	Ohio	1	0	2	0	2	0.0	0.0	0	0	0	0
S.16.23	at No. 16/17 OSU	1	0	0	0	0	0.0	0.0	0	0	0	0

Date	Opponent	GP	GS	UA	A	TT	TFL	Sk.	Int.	PBU	FF	FR
S.22.23	Boise State*	1	0	1	0	1	0.0	0.0	0	0	0	0
S.30.23	at Air Force*	1	0	1	0	1	0.0	0.0	0	0	0	0
0.14.23	at Hawai'i*	1	0	2	0	2	0.0	0.0	0	0	0	0
0.21.23	Nevada*	1	1	2	2	4	0.0	0.0	0	0	0	0
N.4.23	Utah State*	1	1	6	1	7	1.0	0.0	0	1	0	0

*Bold indicates season high. * - Mountain West game.*

#21 CHRIS JOHNSON

Cornerback • Soph. • 6-0 • 180 • Eastvale, Calif. • Eleanor Roosevelt HS

- **At San Diego State:** Young cornerback who has impressed the coaching staff, now in his second season with the program ... Enters the weekend as the backup field cornerback.
- **2023 (Sophomore):** Has 20 tackles (11 solo) on the season appearing in all nine games off the bench ... Has one pass breakup ... **vs. Ohio (Aug. 26)** ... Registered three tackles (two solo) in 34 snaps against Ohio on Aug. 26 ... **vs. Idaho State (Sept. 2)** ... Played 24 snaps against Idaho State on Sept. 2 without recording a stat ... **vs. UCLA (Sept. 9)** ... Logged 18 statless snaps against UCLA on Sept. 2 ... **at No. 16/17 Oregon State (Sept. 16)** ... Came off the bench at No. 16/17 Oregon State, assisting on four tackles in just 17 snaps ... **vs. Boise State (Sept. 22)** ... Made the most of his 11 snaps in the conference opener against Boise State on Sept. 22 ... Matched his season and career-high with four tackles, all solo ... Also played on special teams ... **at Air Force (Sept. 30)** ... Logged 34 snaps off the bench at Air Force on Sept. 30 ... Recorded three assisted tackles ... **at Hawai'i (Oct. 14)** ... Made two tackles (one solo) coming off the bench at Hawai'i on Oct. 14 ... Also recorded the first pass breakup of his career ... **vs. Nevada (Oct. 21)** ... Made one solo tackle off the bench against Nevada on Oct. 21 ... **vs. Utah State (Nov. 4)** ... Recorded three solo tackles off the bench against Utah State on Nov. 4.
- **2022 (True Freshman):** Was named the team's outstanding freshman award for the defensive side of the ball ... Played in 12 of the team's 13 games, recording six tackles (five solo) ... Played 72 defensive snaps overall ... Played on special teams without recording a stat in the opener against Arizona on Sept. 3 ... Had two solo tackles in 25 snaps vs. Idaho State on Sept. 10 ... Played six statless snaps at No. 14/15 Utah on Sept. 17 ... Had one solo tackle in 20 snaps vs. Toledo on Sept. 24 ... Made an assisted tackle in four snaps at Boise State on Sept. 30 ... Played on special teams against Hawai'i (Oct. 8) ... Did not play at Nevada on Oct. 22 ... Played again on special teams at Fresno State (Oct. 29) ... Had a tackle in four snaps vs. UNLV on Nov. 5 ... Had a stop on special teams vs. San Jose State on Nov. 12 ... Played four statless snaps at New Mexico on Nov. 18 ... Played on special teams only vs. Air Force on Nov. 24 and against Middle Tennessee on Dec. 24 in the EasyPost Hawai'i Bowl.
- **High School:** Earned three letters at Eleanor Roosevelt High School in Eastvale, Calif. ... Was a first-team all-league selection last season as a senior after earning second-team honors as a junior ... Excelled on both sides of the ball last year, totaling 62 tackles on defense (41 solo), three interceptions, 18 pass deflections and three blocked kicks ... On the offensive side caught 16 passes for 342 yards (22.0 avg.) with six touchdowns ... Also was used as a kick returner, punt returner and a punter ... Is a consensus three-star recruit by 247sports, Rivals and ESPN ... Received a scout grade of 84 by 247sports and 75 by ESPN ... Owns a 247sports composite rating of 84.31.
- **Personal:** Anthony Christopher Johnson was born Nov. 9, 2004 in Long Beach, Calif. ... Son of Anthony and Marie Johnson ... Picked San Diego State over offers from Boston College, Northwestern, Boise State, Army West Point and San Jose State ... Plans to major in business with an emphasis in finance ... Favorite athlete is Los Angeles Rams cornerback Jalen Ramsey.

Johnson's Career Statistics

Season	GP	GS	UA	A	TT	TFL	Sk.	Int.	PBU	FF	FR
2022	12	0	5	1	6	0.0	0.0	0	0	0	0
2023	9	0	11	9	20	0.0	0.0	0	1	0	0
Career	21	0	16	10	26	0.0	0.0	0	1	0	0

Career/2023 Highs: Tackles: 4 vs. Boise State (9/22/23), at No. 16/17 Oregon State (9/16/23); Pass Breakups: 1 at Hawai'i (10/14/23).

Johnson's Career Game-by-Game

Date	Opponent	GP	GS	UA	A	TT	TFL	Sk.	Int.	PBU	FF	FR
S.3.22	Arizona	1	0	0	0	0	0.0	0.0	0	0	0	0
S.10.22	Idaho State	1	0	2	0	2	0.0	0.0	0	0	0	0

Date	Opponent	GP	GS	UA	A	TT	TFL	Sk.	Int.	PBU	FF	FR
S.17.22	at No. 14/15 Utah	1	0	0	0	0	0.0	0.0	0	0	0	0
S.24.22	Toledo	1	0	1	0	1	0.0	0.0	0	0	0	0
S.30.22	at Boise State*	1	0	0	1	1	0.0	0.0	0	0	0	0
0.8.22	Hawai'i*	1	0	0	0	0	0.0	0.0	0	0	0	0
0.22.22	at Nevada*	-	-	-	-	-	-	-	-	-	-	-
0.29.22	at Fresno State*	1	0	0	0	0	0.0	0.0	0	0	0	0
N.5.22	UNLV*	1	0	1	0	1	0.0	0.0	0	0	0	0
N.12.22	San José State*	1	0	1	0	1	0.0	0.0	0	0	0	0
N.18.22	at New Mexico*	1	0	0	0	0	0.0	0.0	0	0	0	0
N.26.22	Air Force*	1	0	0	0	0	0.0	0.0	0	0	0	0
D.24.22	vs. Middle Tennessee^	1	0	0	0	0	0.0	0.0	0	0	0	0
A.26.23	Ohio	1	0	2	1	3	0.0	0.0	0	0	0	0
S.2.23	Idaho State	1	0	0	0	0	0.0	0.0	0	0	0	0
S.9.23	UCLA	1	0	0	0	0	0.0	0.0	0	0	0	0
S.16.23	at No. 16/17 OSU	1	0	0	4	4	0.0	0.0	0	0	0	0
S.22.23	Boise State*	1	0	4	0	4	0.0	0.0	0	0	0	0
S.30.23	at Air Force*	1	0	0	3	3	0.0	0.0	0	0	0	0
0.14.23	at Hawai'i*	1	0	1	1	2	0.0	0.0	0	0	0	0
0.21.23	Nevada*	1	0	1	0	1	0.0	0.0	0	0	0	0
N.4.23	Utah State*	1	0	3	0	3	0.0	0.0	0	0	0	0

*Bold indicates season high. * - Mountain West game. ^ - 2022 EasyPost Hawai'i Bowl (Clarence T.C. Ching Athletics Complex; Honolulu, Hawaii).*

#70 CHRISTIAN JONES

Left Tackle • Soph. • 6-9 • 315 • San Luis Obispo, Calif. • San Luis Obispo HS

- **At San Diego State:** Tall, athletic offensive lineman who has dropped weight to make 315 pounds ... Is very mobile ... Enters the weekend as the backup offensive tackle.
- **2023 (Sophomore):** Started at left tackle the first six games this season, playing all 392 offensive snaps in that span ... Has played in all nine games this season ... Also plays on the field goal/PAT unit ... **vs. Ohio (Aug. 26)** ... Earned his first career start against Ohio on Aug. 26, playing all 61 offensive snaps and not allowing a quarterback pressure in 29 pass opportunities ... **vs. Idaho State (Sept. 2)** ... Made his second consecutive start, playing all 73 offensive snaps against Idaho State on Sept. 2 ... **vs. UCLA (Sept. 9)** ... Made his third straight start playing 72 snaps against UCLA on Sept. 9 ... **at No. 16/17 Oregon State (Sept. 16)** ... Got the start at No. 16/17 Oregon State on Sept. 16 and played 67 snaps ... **vs. Boise State (Sept. 22)** ... Started the conference opener against Boise State on Sept. 22, playing all 63 offensive snaps ... Among all offensive linemen, ranked 20th in pass blocking during week four according to Pro Football Focus (min. 30 pass snaps) ... **at Air Force (Sept. 30)** ... Started at left tackle and played all 56 offensive snaps at Air Force on Sept. 30 ... **at Hawai'i (Oct. 14)** ... Only played on the field goal/PAT unit at Hawai'i on Oct. 14 ... **vs. Nevada (Oct. 21)** ... Only played on the field goal/PAT unit against Nevada on Oct. 21 ... **vs. Utah State (Nov. 4)** ... Only played on the field goal/PAT unit against Utah State on Nov. 4.
- **2022 (Freshman):** Played in all 13 games, mainly on special teams (PAT/FG unit) ... First career appearance came in the opener vs. Arizona on Sept. 3 ... Played four snaps the following week against Idaho State on Sept. 10 ... Played on special teams the following nine games.
- **2021 (Redshirt):** Redshirted his first season at San Diego State.
- **High School:** A two-year letter winner at San Luis Obispo High School in San Luis Obispo, Calif. ... Led the Tigers to a 10-2 record in 2019 and a league title at 3-0 ... SLOHS's 2020 season was postponed to 2021 because of the COVID-19 pandemic ... A three-star recruit by 247sports and ESPN, and a two-star recruit by Rivals ... Received a scout grade of 81 by 247sports and 72 by ESPN.
- **Personal:** Christian Jones was born Jan. 25, 2003, in Los Angeles ... Son of Percy and Eliza Jones ... Picked SDSU over offers from San Jose State and San Diego ... Also was recruited by USC, Stanford, Arizona State, California, UCLA, Oregon State, Fresno State, Cal Poly and Princeton ... Is undecided on a major ... Plays the saxophone in his spare time.

Jones' Career Statistics

Season	GP	GS
2022	13	0
2023	9	6
Career	22	6

Jones' Career Game-by-Game (Games Played Only)

Date	Opponent	GP	GS/POS
S.3.22	Arizona	1	
S.10.22	Idaho State	1	
S.17.22	at No. 14/15 Utah	1	
S.24.22	Toledo	1	
S.30.22	at Boise State*	1	
O.8.22	Hawai'i*	1	
O.22.22	at Nevada*	1	
O.29.22	at Fresno State*	1	
N.5.22	UNLV*	1	
N.12.22	San José State*	1	
N.18.22	at New Mexico*	1	
N.26.22	Air Force*	1	
D.24.22	vs. Middle Tennessee^	1	
A.26.23	Ohio	1	LT
S.2.23	Idaho State	1	LT
S.9.23	UCLA	1	LT
S.16.23	at No. 16/17 Oregon State	1	LT
S.22.23	Boise State*	1	LT
S.30.23	at Air Force*	1	LT
O.21.23	Nevada*	1	
N.4.23	Utah State*	1	

* - Mountain West game. ^ - 2022 EasyPost Hawai'i Bowl (Clarence T.C. Ching Athletics Complex; Honolulu, Hawaii).

#44 VAI KAHO (vie kaw-ho)
Linebacker • Senior • 6-1 • 230 • Reno, Nev. • Bishop Manogue HS

- **At San Diego State:** Hard-hitting linebacker who is has bided his time working behind veteran linebackers ... Is excellent against the run ... Enters the weekend as the co-projected starting 'Will' linebacker.
- **2023 (Senior):** Has played in all eight games with four starts, recording 18 tackles (10 solo) with six quarterback hurries ... **vs. Ohio (Aug. 26)** ... Came off the bench to play 47 snaps against Ohio on Aug. 26, making two solo tackles ... **vs. Idaho State (Sept. 2)** ... Appeared off the bench to play 56 snaps against Idaho State on Sept. 2, making two solo tackles ... Also recorded two quarterback hurries ... **vs. UCLA (Sept. 9)** ... Came off the bench against UCLA on Sept. 9, recording a season-high four tackles in 33 defensive snaps ... Also logged his third quarterback hurry of the year ... **at No. 16/17 Oregon State (Sept. 16)** ... Played 22 snaps off the bench at No. 16/17 Oregon State on Sept. 16 ... Made one solo tackle ... **vs. Boise State (Sept. 22)** ... Made his first start of the season in the conference opener against Boise State on Sept. 22 ... Recorded a pair of tackles (one solo) and a quarterback hurry in 25 defensive snaps ... **at Air Force (Sept. 30)** ... Made his second straight start at Air Force on Sept. 30 ... Totaled three tackles (one solo), including 0.5 tackles for loss ... His assisted TFL went for a loss of a yard as part of three straight Aztec TFLs on Air Force's opening drive ... **at Hawai'i (Oct. 14)** ... Started his third consecutive game at Hawai'i on Oct. 14 ... Recorded two tackles (one solo) and a quarterback hurry ... **vs. Nevada (Oct. 21)** ... Started at linebacker against Nevada on Oct. 21 ... Made two assisted tackles ... Also recorded his seventh quarterback hurry ... **vs. Utah State (Nov. 4)** ... Did not play against Utah State on Nov. 4
- **2022 (Junior):** Played in 11 of the team's 13 games ... Had 10 tackles (seven solo) with one for a loss ... Played in 113 snaps on defense ... Played five snaps in the opener with Arizona on Sept. 3 but did not record a stat ... Played 14 statless snaps vs. Idaho State on Sept. 10 ... Did not play at No. 14/15 Utah on Sept. 17 or vs. Toledo on Sept. 24 ... Had a solo tackle in three snaps off the bench at Boise State on Sept. 30 ... Had another solo stop in 11 snaps against Hawai'i on Oct. 8 ... Had an assisted tackle in 18 snaps at Nevada on Oct. 22 ... Played four statless snaps at Fresno State on Oct. 29 ... Had an assisted stop vs. UNLV on Nov. 5 in four snaps ... Recorded a solo tackle in another four snaps vs. San Jose State on Nov. 12 ... Played three snaps without recording a stat at New Mexico on Nov. 18 ... Had a career-high five tackles (four solo) with a tackle for loss in a career-high 33 snaps vs. Air Force on Nov. 26 ... Played 14 snaps without recording a stat vs. Middle Tennessee in the EasyPost Hawai'i Bowl on Dec. 24.
- **2021 (Sophomore):** Played in 12 of the team's 14 games with one start ... Logged four tackles (three solo), including one tackle for loss ... Mostly played on special teams with his 59 defensive snaps coming over just three games ... Did not play in the opener with New Mexico

State on Sept. 4 ... Logged special teams snaps in each of the next two games ... Had a solo tackle against Towson in 13 snaps on Sept. 25 ... Logged another tackle, which went down as a tackle for loss, vs. New Mexico in two snaps on Oct. 9 ... Played on special teams at San Jose State (Oct. 15) ... Earned his first career start at Air Force on Oct. 23, where he made a pair of tackles (one solo) in career-high 44 snaps ... Played statless time on special teams vs. Fresno State on Oct. 30 ... Did not play at Hawai'i on Nov. 6 ... Played on special teams over the final five games of the season without recording a stat.

- **2020 (True Freshman):** Played in seven games in his first season at San Diego State on special teams ... Did not record a stat ... Made the travel roster for the opener against UNLV on Oct. 24 but did not play ... Made his collegiate debut on special teams the following week at Utah State (Oct. 31) without finding the statsheet ... Then played statless ball on special teams the rest of the season.
- **High School:** Was a three-year letter winner at Bishop Manogue High School in Reno, Nev. ... Played with fellow 2020 signee Joey Wright ... Led the Miners to a pair of regional championships and a state runner-up finish in 2018 with an 11-4 record ... Bishop Manogue HS was 20-8 over his final two seasons ... Was a second-team all-state selection ... Was a first-team all-section and all-league pick ... An athlete who played linebacker, running back, wide receiver, tight end, quarterback and punter at BMHS ... According to MaxPreps, totaled 134 tackles for his final two years, including 29 tackles for loss, six sacks, three fumble recoveries, two forced fumbles, two interceptions and two pass breakups ... Also ran for 204 yards on just 21 carries (9.7 avg.) with three touchdowns and caught 15 passes for 186 yards (12.4 avg.) and three touchdowns ... Also played basketball and lacrosse ... Brother, Ale, plays linebacker at Alabama ... A consensus three-star recruit by Rivals, 247sports and ESPN ... Received a scout grade of 85 by 247sports and is listed as the sixth-best recruit in the state of Nevada ... Also listed with a scout grade of 75 by ESPN and the seventh-best recruit in Nevada.
- **Personal:** Kahomovailahi (Vai) Kaho was born July 29, 2002, in Reno, Nev. ... Son of Hopate Kaho and Lusiali Tuamoheloa ... Picked San Diego State over offers from Colorado, Tennessee, Brigham Young, Nevada, New Mexico, UNLV, Utah State and Sacramento State ... Is undecided on a major.

Kaho's Career Statistics

Season	GP	GS	UA	A	TT	TFL	Sk	Int.	PBU	FF	FR
2020	7	0	0	0	0	0.0	0.0	0	0	0	0
2021	12	1	3	1	4	1.0	0.0	0	0	0	0
2022	11	0	7	3	10	1.0	0.0	0	0	0	0
2023	8	4	10	9	19	1.0	0.5	0	0	0	0
Career	38	5	20	13	33	3.0	0.5	0	0	0	0

Career Highs: Tackles: 5 vs. Air Force (11/26/22); Tackles For Loss: 1.0 vs. Air Force (11/26/22), vs. New Mexico (10/9/21).

2023 Highs: Tackles: 4 vs. UCLA (9/9/23); Tackles For Loss: 0.5 at Air Force (9/30/23), vs. Ohio (8/26/23); Sacks: 0.5 vs. Ohio (8/26/23).

Kaho's Career Game-by-Game (Only Games with Stats Listed)

Date	Opponent	GP	GS	UA	A	TT	TFL	Sk.	Int.	PBU	FF	FR
S.25.21	Towson	1	0	1	0	1	0.0	0.0	0	0	0	0
O.9.21	New Mexico*	1	0	1	0	1	1.0	0.0	0	0	0	0
O.23.21	at Air Force*	1	1	1	1	2	0.0	0.0	0	0	0	0
S.30.22	at Boise State*	1	0	1	0	1	0.0	0.0	0	0	0	0
O.8.22	Hawai'i*	1	0	1	0	1	0.0	0.0	0	0	0	0
O.22.22	at Nevada*	1	0	0	1	1	0.0	0.0	0	0	0	0
N.5.22	UNLV*	1	0	0	1	1	0.0	0.0	0	0	0	0
N.12.22	San José State*	1	0	1	0	1	0.0	0.0	0	0	0	0
N.26.22	Air Force*	1	0	4	1	5	1.0	0.0	0	0	0	0
A.26.23	Ohio	1	0	2	1	3	0.5	0.5	0	0	0	0
S.2.23	Idaho State	1	0	2	0	2	0.0	0.0	0	0	0	0
S.9.23	UCLA	1	0	2	2	4	0.0	0.0	0	0	0	0
S.16.23	at No. 16/17 OSU	1	0	1	0	1	0.0	0.0	0	0	0	0
S.22.23	Boise State*	1	1	1	1	2	0.0	0.0	0	0	0	0
S.30.23	at Air Force*	1	1	1	2	3	0.5	0.0	0	0	0	0
O.14.23	at Hawai'i*	1	1	1	1	2	0.0	0.0	0	0	0	0
O.21.23	Nevada*	1	1	0	2	2	0.0	0.0	0	0	0	0

*Bold indicates season high. * - Mountain West game.*

#4 DEZ MALONE

Cornerback • Junior • 6-2 • 200 • Fresno, Calif. • Edison HS

- **At San Diego State:** Athletic DB who started more games (11) than any other Aztec cornerback last year ... Made the move from safety to cornerback midway through the 2021 fall camp ... Enters the weekend as the starting boundary cornerback and as the backup punt returner.
- **2023 (Junior):** Has been named a preseason first-team all-Mountain West selection by Sports Info Solutions, a second-team pick by Phil Steele Magazine and a third-team honoree by Athlon Sports ... Has started all nine games this season and 21 consecutive games, the longest streak among all current Aztecs ... He has totaled 33 tackles (25 solo) through the team's first nine games, adding six pass breakups and an interception ... Also has two tackles for loss, including an eight-yard sack ... Totaled 532 defensive snaps, second most among all Aztec defenders ... Also serves as the backup punt returner ... Has 37 return yards on three attempts (12.3 avg) this season ... Ranks in a tie for ninth in the Mountain West in total pass breakups (6, T-71st in FBS) and total passes defended (7), 10th in punt return yards (37) and tied for 10th in passes defended (INT + PBU) per game (0.78) ... **vs. Ohio (Aug. 26)** ... Earned the start in the opener against Ohio on Aug. 26, making three tackles (two solo) while playing all 87 snaps on defense ... **vs. Idaho State (Sept. 2)** ... Started on defense for the second straight game to open the season, playing 70 snaps ... Recorded his first interception of the season and fourth of his career ... Set a career-high with four passes broken up after entering the game with five for his career ... The four PBUs are tied for the sixth most in a game this season in FBS and tied for the fourth most in a game in school history ... An Aztec has only recorded games with at least four PBUs 17 times in program history, including teammate Noah Tumblin against New Mexico State in the 2021 opener ... Also had a pair of solo tackles ... Was named the team's defensive player of the game ... **vs. UCLA (Sept. 9)** ... Logged 50 snaps in a start against UCLA on Sept. 9 ... Recorded the third most tackles by an Aztec with six (four solo), tying his career-high and more than doubling his season total ... Added his first quarterback hurry of the season ... **at No. 16/17 Oregon State (Sept. 16)** ... Played 52 snaps in his fourth start of the season at No. 16/17 Oregon State on Sept. 16 ... Totaled four solo tackles for the second straight game ... Had one TFL of five yards, making it fourth down on OSU's first drive of the game ... Started on special teams and had two punt returns for a total of one yard ... Ranked 6th in PFF's defense grades for FBS cornerbacks in week three (77.5, min. 50 snaps) and 9th in coverage grades (79.3, min. 25 snaps) ... **vs. Boise State (Sept. 22)** ... Started the conference opener against Boise State on Sept. 22 ... Made two tackles, both solo, on 35 defensive snaps ... Also recorded a 36-yard punt return, the longest of his career ... The 36 return yards is a career-high ... **at Air Force (Sept. 30)** ... Logged 50 snaps in a start at Air Force on Sept. 30 ... Tied for second on the team with six tackles (four solo) on the night ... His six tackles tied his career-high, the second time he's done that this year ... **at Hawai'i (Oct. 14)** ... Made two solo tackles at Hawai'i on Oct. 14 ... **vs. Nevada (Oct. 21)** ... Started his 20th consecutive game against Nevada on Oct. 21 ... Had five tackles (three solo), including the first sack of his career ... The sack went for a 10-yard loss in the third quarter ... It is also his second tackle for loss this season, and third of his career ... **vs. Utah State (Nov. 4)** ... Made three tackles (all solo) in a start against Utah State on Nov. 4.
- **2022 (Sophomore):** Was named an honorable-mention all-Mountain West selection by the league's head coaches and media and a third-team pick by Phil Steele Magazine ... Played in all 13 games, starting the final 11 ... Had 43 tackles (34 solo) with a tackle for loss, three interceptions and five pass breakups ... Ranked in a tie for fifth in the Mountain West in interceptions (3, T-43rd in FBS) and tied for ninth in interceptions per game (0.23) ... Played in 588 of the 874 snaps overall, the most among Aztec cornerbacks (No. 2 is 418) ... Logged his first career defensive snaps (18) against Arizona on Sept. 3, making one solo tackle ... Played more (49 snaps) against Idaho State on Sept. 10, making a career-high four tackles (three solo) with his first pass breakup ... Earned his first career start on Sept. 17 at No. 14/15 Utah, where he tied a team high with six tackles (five solo) in 47 snaps ... The six tackles were a career high ... Made a second straight start against Toledo on Sept. 24, making five tackles (four solo) with a pass breakup in 51 snaps ... Registered three tackles (all solo) and an interception in a start and 47 snaps at Boise State on Sept. 30 ... The interception, which was returned 31 yards, was the first of his career and set up an Aztec field goal to put SDSU up, 3-0 ... Had five tackles (four solo), including a tackle for loss, in 49 defensive snaps in a start against Hawai'i on Oct. 8 ... Had two solo stops in a start and 34 snaps at Nevada on Oct. 22 ... Registered three tackles (two solo) in a start at Fresno State on Oct. 29, playing 60 of the 75 snaps in the game ... Came up with his second career interception against UNLV on Nov. 5, while adding four tackles and a pass breakup ... Started and played 57 of the 61 snaps ... Had three tackles (one solo) and a career-high two pass breakups in a start and 38 snaps vs. San José State on Nov. 12 ... Finished with three tackles (two solo) in 31 snaps at New Mexico on Nov.

- 18 ... Came up with a pair of tackles in a start and 37 snaps vs. Air Force on Nov. 26 ... Logged two tackles (one solo) and an interception in 70 snaps in a start vs. Middle Tennessee in the EasyPost Hawai'i Bowl on Dec. 24.
- **2021 (Freshman):** Saw action in eight games on special teams, but did not record a stat ... Played in each of the first six games before not playing at Air Force on Oct. 23 ... Played again vs. Fresno State on Oct. 30 ... Did not play at Hawai'i on Nov. 6 ... Played vs. Nevada on Nov. 13 ... Did not play over the final four games.
- **2020 (Redshirt):** Played two games on special teams without recording a stat ... Did not travel for the first four games ... Made the travel squad for the first time for the game at Nevada on Nov. 21 but did not play ... Logged his first special teams snaps at Colorado on Nov. 28 ... Also played the following week against Colorado State (Dec. 5) ... Did not play in the season finale at No. 14/16 Brigham Young on Dec. 12.
- **High School:** Was a three-year letter winner at Edison High School in Fresno, Calif. ... Was a two-time first-team all-league selection ... Also a captain and team MVP ... A three-star recruit by both 247sports and ESPN, and a two-star recruit by Rivals ... Received a scout grade of 82 by 247sports and 73 by ESPN.
- **Personal:** Dezhon Malone was born March 17, 2002, in Fresno, Calif. ... Son of Desmond Malone and Jazmin Thomas ... Picked the Aztecs over offers from Oregon State, Brigham Young, Fresno State and UNLV ... Is undecided on a major.

Malone's Career Statistics

Season	GP	GS	UA	A	TT	TFL	Sk	Int.	PBU	FF	FR
2020	2	0	0	0	0	0.0	0.0	0	0	0	0
2021	8	0	0	0	0	0.0	0.0	0	0	0	0
2022	13	11	34	9	43	1.0	0.0	3	5	0	0
2023	9	9	25	8	33	2.0	1.0	1	6	0	0
Career	32	20	59	17	76	3.0	1.0	4	11	0	0

Career Highs: Tackles: 6 at Air Force (9/30/23), vs. UCLA (9/9/23), at No. 14/15 Utah (9/17/22); Tackles For Loss: 1.0 vs. Nevada (10/21/23), at No. 16/17 Oregon State (9/16/23), vs. Hawai'i (10/8/22); Sacks: 1.0 vs. Nevada (10/21/23); Interceptions: 1, four times; Pass Breakups: 4 vs. Idaho State (9/2/23); Punt Returns: 2 at No. 16/17 Oregon State (9/16/23); Punt Return Yards: 36 vs. Boise State (9/22/23); Long Punt Return: 36 vs. Boise State (9/22/23).
2023 Highs: Tackles: 6 at Air Force (9/30/23), vs. UCLA (9/9/23); Interceptions: 1 vs. Idaho State (9/2/23); Tackles for Loss: 1.0 vs. Nevada (10/21/23), at No. 16/17 Oregon State (9/16/23); Sacks: 1.0 vs. Nevada (10/21/23); Pass Breakups: 4 vs. Idaho State (9/2/23); Punt Returns: 2 at No. 16/17 Oregon State (9/16/23); Punt Return Yards: 36 vs. Boise State (9/22/23); Long Punt Return: 36 vs. Boise State (9/22/23).

Malone's Career Game-by-Game (Games Played Only)

Date	Opponent	GP	GS	UA	A	TT	TFL	Sk.	Int.	PBU	FF	FR
N.28.20	at Colorado	1	0	0	0	0	0.0	0.0	0	0	0	0
D.5.20	Colorado State	1	0	0	0	0	0.0	0.0	0	0	0	0
S.4.21	New Mexico State	1	0	0	0	0	0.0	0.0	0	0	0	0
S.11.21	at Arizona	1	0	0	0	0	0.0	0.0	0	0	0	0
S.18.21	Utah	1	0	0	0	0	0.0	0.0	0	0	0	0
S.25.21	Towson	1	0	0	0	0	0.0	0.0	0	0	0	0
0.9.21	New Mexico*	1	0	0	0	0	0.0	0.0	0	0	0	0
0.15.21	at San José State*	1	0	0	0	0	0.0	0.0	0	0	0	0
0.30.21	Fresno State*	1	0	0	0	0	0.0	0.0	0	0	0	0
N.13.21	Nevada*	1	0	1	0	1	0.0	0.0	0	0	0	0
S.3.22	Arizona	1	0	1	0	1	0.0	0.0	0	0	0	0
S.10.22	Idaho State	1	0	3	1	4	0.0	0.0	0	1	0	0
S.17.22	at No. 14/15 Utah	1	1	6	1	7	0.0	0.0	0	0	0	0
S.24.22	Toledo	1	1	4	1	5	0.0	0.0	0	1	0	0
S.30.22	at Boise State*	1	1	3	0	3	0.0	0.0	1	0	0	0
0.8.22	Hawai'i*	1	1	4	1	5	1.0	0.0	0	0	0	0
0.22.22	at Nevada*	1	1	2	0	2	0.0	0.0	0	0	0	0
0.29.22	at Fresno State*	1	1	2	1	3	0.0	0.0	0	0	0	0
N.5.22	UNLV*	1	1	4	0	4	0.0	0.0	1	1	0	0
N.12.22	San José State*	1	1	1	2	3	0.0	0.0	0	2	0	0
N.18.22	at New Mexico*	1	1	2	1	3	0.0	0.0	0	0	0	0
N.26.22	Air Force*	1	1	2	0	2	0.0	0.0	0	0	0	0
D.24.22	vs. Middle Tennessee-^	1	1	1	1	2	0.5	0.0	1	0	0	0
A.26.23	Ohio	1	1	2	1	3	0.0	0.0	0	0	0	0

Date	Opponent	GP	GS	UA	A	TT	TFL	Sk.	Int.	PBU	FF	FR
S.2.23	Idaho State	1	1	2	0	2	0.0	0.0	1	4	0	0
S.9.23	UCLA	1	1	4	2	6	0.0	0.0	0	0	0	0
S.16.23	at No. 16/17 OSU	1	1	4	0	4	1.0	0.0	0	1	0	0
S.22.23	Boise State*	1	1	2	0	2	0.0	0.0	0	1	0	0
S.30.23	at Air Force*	1	1	4	2	6	0.0	0.0	0	0	0	0
O.14.23	at Hawai'i*	1	1	2	0	2	0.0	0.0	0	0	0	0
O.21.23	Nevada*	1	1	3	2	5	1.0	1.0	0	0	0	0
N.4.23	Utah State*	1	1	3	0	3	0.0	0.0	0	0	0	0

*Bold indicates season high. * - Mountain West game. ^ - 2022 EasyPost Hawai'i Bowl (Clarence T.C. Ching Athletics Complex; Honolulu, Hawaii).*

#18 JALEN MAYDEN

Quarterback • ^Senior • 6-3 • 220 • Garland, Texas • Mississippi State

- **At San Diego State:** Joined the Aztecs in the early signing period in December 2021 after transferring from Mississippi State ... Made the move from quarterback to safety for the spring 2022 season ... Entered the 2022 season third at depth chart at the signature 'Aztec' position in the 3-3-5 defense, but moved to quarterback for the week against Hawai'i (first day back at practice was Monday, Oct. 3, 2022; Hawai'i game was Oct. 8) ... Left-handed mobile quarterback, who can throw on the run ... Is utilizing his COVID season in 2023, where he enters as the projected starting quarterback ... Since he has moved to quarterback for the Oct. 8, 2022 game against Hawai'i, he is ranked ninth in the country in yards per completion (12.60, 1st in MW, min. 4.75 att.), 17th in yards per attempt (7.64, 1st in MW, min. 4.75 att.), 21st in pass efficiency rating (132.2, 2nd in MW, min. 4.75 att.), 27th passing yards (3,629, 3rd in MW) and tied for 54th in touchdown passes (21, fourth in MW).
- **2023 (^Senior):** Has been named to the Earl Campbell Tyler Rose Award Watch List (Offensive Player with Ties to Texas) ... Has also been named a preseason third-team all-Mountain West selection by Athlon Sports ... In nine games, has passed for 1,597 yards and nine touchdowns, completing 148-of-239 attempts for a 124.62 pass efficiency rating ... Also has 92 rushes for 395 yards (4.29 avg.) ... In the passing game, ranks in a tie for fourth in the Mountain West in total offensive plays (331, T-42nd in FBS), fifth in total offensive yards (1,992, 57th in FBS), pass completions (148, T-60th in FBS), pass attempts (239, T-60th in FBS) and completions per game (16.44, T-62nd in FBS), sixth in total offense per game (221.33, 66th in FBS), seventh in completion percentage (61.92, 60th in FBS) and passing yards (1,597, T-75th in FBS), eighth in passing yards per game (177.44), and 10th in pass efficiency rating (124.62), passing touchdowns (9), yards per completion (10.79) and yards per attempt (6.68) ... In the running game, ranks 10th in the Mountain West in yards per carry (4.29) ... His 433 "gained yards" (excludes sacks and runs for losses) is 19th in the country ... Among quarterbacks, ranks 20th in the country in rushing yards (305, 3rd in MW), 22th in rushing attempts (92, 3rd in MW) and a tie for 55th rushing touchdowns (3, T-4th in MW) ... **vs. Ohio (Aug. 26)** ... Was 18-for-28 for 164 yards and two touchdowns without throwing an interception ... Both touchdown passes were to tight end Mark Redman ... Threw his first and second touchdown passes of the season, and now has 15 for his career ... Also rushed for 34 yards on nine attempts (3.8 avg.) ... **vs. Idaho State (Sept. 2)** ... Ran for 132 yards against Idaho State on Sept. 2, the most by an Aztec quarterback in a single game in program history becoming the fourth QB and 82nd Aztec with a 100-yard rushing game ... Became just the third quarterback in SDSU's Division I history (fourth overall) with a 100-yard rushing game and first since current Minnesota Viking head coach Kevin O'Connell had 101 at Brigham Young on Nov. 6, 2004 ... The 132 rushing yards are the most by an Aztec in Snapdragon Stadium ... The 132 yards are the 18th most by a quarterback this season ... Recorded his second career multi-rushing touchdown game ... Had a career-long 56-yard rush which is the third longest by an Aztec quarterback since at least 1996 and the longest touchdown run by an Aztec QB since at least 1996 ... It currently ranks tied for the 26th-longest run by a quarterback this season ... Also was 13-of-19 throwing for 85 yards with a long of 29 yards ... **vs. UCLA (Sept. 9)** ... Fell to 7-4 as the Aztec starting quarterback in his career in a loss to UCLA on Sept. 9 ... Was 19-of-37 for 196 yards, marking new season highs for completions, attempts, and passing yards ... Notched his third passing touchdown (fifth overall) of the season, but also threw three interceptions ... Also ran for 18 yards on nine carries on the ground ... **at No. 16/17 Oregon State (Sept. 16)** ... Went 20-for-32 in the air for a then season-high 256 yards at No. 16/17 Oregon State on Sept. 16 ... The 20 completions also marks a new season-high ... Had a then season-long 29-yard completion to Mark Redmond in the fourth quarter ... On the ground, had a then career-high 14 rushes, the most by any Aztec this season ... Had the three longest rushes by an Aztec against the Beavers, including a 24-yard run on the second play of the game ... **vs. Boise State**

(Sept. 22) ... Had arguably his best game of the season in the conference opener against Boise State on Sept. 22 ... In the air, went 16-of-22 for 241 yards and a touchdown ... Posted a season-best 179.7 passer rating ... Threw a 34-yard passing touchdown to Baylin Brooks for the first score of the game ... Recorded a then season-long 37-yard pass, also to Brooks, ultimately leading to an Aztec field goal in the first quarter ... On the ground, ran for 85 yards on a career-high 16 carries (5.3 avg.) with his third rushing touchdown of the season ... His rushing touchdown was the final score of the game, a 10-yard run in the fourth quarter ... Ranked eighth among FBS quarterbacks by Pro Football Focus' passing grades (min. 20 dropbacks) ... **at Air Force (Sept. 30)** ... Was 13-of-24 passing for 122 yards with a touchdown and an interception at Air Force on Sept. 30 ... Recorded his fifth passing touchdown of the year, he found Josh Nicholson for a 21-yard score to give the Aztecs a lead on their second drive of the game ... Also ran for 17 yards on four carries on the ground ... Had a 17-yard run on the Aztecs' final drive of the game, the second longest run by an Aztec of the game ... **at Hawai'i (Oct. 14)** ... Completed 18 of his 24 passes (season high 75.0 completion pct.) at Hawai'i on Oct. 14 ... Started the game with seven straight completions ... Threw for 221 yards, including a season-long 69 yard touchdown pass to Mekhi Shaw on the first drive of the fourth quarter ... The QB-WR duo also connected on a 30 yard gain in the first quarter that led the Aztecs to their first touchdown of the night ... On the ground, had 13 carries for 53 total yards (4.1 avg) ... Had a run of 15 yards in the second quarter that helped setup an Aztec field goal attempt ... **vs. Nevada (Oct. 21)** ... Attempted just 14 passes against Nevada on Oct. 21, completing six of them ... Both the six completions and 14 attempts are his lowest since becoming the starting Aztec quarterback, and it is just the second time he did not have 20 throws in a game ... Totaled 47 yards with a long of 19 ... Also had a team-leading 14 rushes for 52 yards ... **vs. Utah State (Nov. 4)** ... Was 25-of-39 with three touchdowns and an interception against Utah State on Nov. 4 ... The 25 completions is a new career-high and the three TDs matches his career-high (3 vs. SJSU on 11/12/22) while the 39 attempts is a season-high ... The three touchdown passes come after recording just three over his past five games ... He totaled a season-high 265 yards through the air leading to a 141.44 passer rating, his second highest this season ... Also had an interception on the final play of the game in double overtime ... On the ground, had five attempts for minus-5 yards ... With the Aztecs trailing by ten in the fourth quarter, went 9-of-15 for 98 yards and a touchdown ... Responsible for 73 of a 79-yard touchdown drive beginning at the 11:18 mark, completing 6-of-7 passes before finding Kenan Christon for a 10-yard score ... Began the overtime periods with a 27-yard touchdown pass to Brionne Penny.

- **2022 (Senior):** Was named a honorable-mention all-Mountain West selection at quarterback, despite playing only the final seven games at the position ... Became the first Aztec quarterback since Ryan Lindley in 2010 (second team) to earn all-MW honors ... Also was a second-team selection at the 'Flex' position by College Football Network ... Was the recipient of the team's John Simcox Memorial Trophy for the offensive player of the year, the first quarterback to win the prestigious award since current Minnesota Vikings head coach Kevin O'Connell in 2007 ... Also was named the team's offensive player of the year (Byron H. Chase Memorial Trophy) ... Played in all 13 games on the season, the first five on defense and special teams, and the last eight as the team's quarterback ... Played 81 snaps on defense and 523 snaps on offense ... Had nine tackles (four solo) on defense ... On offense was 141-for-237 (59.5 pct.) for 2,031 yards and 12 touchdowns (also 10 interceptions), owning a 139.7 pass efficiency rating ... Also rushed for 231 yards with three touchdowns on 69 carries (3.3 avg.) ... Led the Mountain West last year in yards per completion (14.40, 4th in FBS) and yards per attempt (8.57, 19th in FBS), and ranked second in total offense yards per play (7.39, 29th in FBS) and second in pass efficiency rating (139.70, 48th in FBS), fifth in passing yards (2,030) and passing touchdowns (12), sixth in passing yards per game (156.2) and completion percentage (59.5), and seventh in total offense per game (173.9), despite playing his first five games at safety and on special teams, and only playing eight games at quarterback ... If you take away the 17 times he was sacked last year (for 101 yards), he rushed 52 times for 332 yards (6.4 avg.) with three touchdowns ... The three rushing scores are tied for the fifth most among Mountain West quarterbacks ... Played one snap against Arizona on Sept. 3, the first defensive snap of his career, and also on special teams ... Played five snaps against Idaho State, recording his first career tackle ... Came off the bench for four statless snaps at No. 14/15 Utah on Sept. 17 ... Was counted on to play 65 snaps against Toledo on Sept. 24 with starter Patrick McMorris out with an injury and backup Kyron White being ejected early for targeting ... Ended up with a career-high eight tackles (three solo) ... Logged six statless snaps at Boise State on Sept. 30 ... Threw for 322 yards and a touchdown in his first career start against Hawai'i on Oct. 8, completing 24 of 36 passes ... Threw for 322 yards, just six passing yards shy (328) of what San Diego State had for its first five games of the season ... His 322 yards were the most by an Aztec quarterback in their starting debut since current quarterbacks coach Ryan Lindley threw for 352 against Cal

Poly on Aug. 30, 2008 ... The 322 yards were the most passing yards in a debut in an Aztec win since Kevin McKechnie threw for 371 against Navy on Sept. 5, 1997 ... Became the 27th different Aztec with a 300-yard passing game (127th time overall) ... Picked up the win in his first career start ... An Aztec quarterback has now won his starting debut in six of the last eight tries. SDSU quarterback were 1-13 in the previous 14 debuts prior to this stretch ... Made his first career start at quarterback after playing safety for 65 snaps just two weeks prior against Toledo ... Set career highs in passing yards, completions, attempts, long pass and carries ... Threw his second career touchdown pass ... Was named the team's offensive player of the game ... Earned the start at Nevada on Oct. 22, going 12-for-25 for 156 yards ... Also rushed seven times for a career-high 50 yards, including a 32-yard touchdown which put the Aztecs up, 23-7, with 5:29 left in the third quarter, the final points of the game ... Was named the team's offensive player of the game ... Threw for 291 yards and two touchdowns in a third straight start at Fresno State on Oct. 29, completing 19 of 24 passes ... Also had his first two interceptions ... Ran eight times for 43 yards (5.4 avg.) and two more scores ... Recorded his first multi-touchdown passing game and first multi-touchdown rushing game. ... Became just the second SDSU quarterback since at least 1996 with at least two passing touchdowns and two rushing touchdowns, joining Ryan Katz (Oct. 6, 2012 vs. Hawai'i) ... Became the first Aztec to account for four touchdowns in a game since quarterback Lucas Johnson had four in the 2021 Frisco Bowl ... Scored his second and third career rushing touchdowns ... Was 19-for-31 for 216 yards and a pair of touchdown passes against UNLV on Nov. 5 ... It was the second straight game with multiple touchdown passes ... Had another big game against San José State on Nov. 12 en route to being named the Mountain West Offensive Player of the Week (the first by an Aztec quarterback since Ryan Katz on Oct. 8, 2012), throwing for 268 yards and a career-high three touchdown passes (to three different receivers), rallying SDSU back from a 14-0 deficit ... Against a team that ranked in the top 30 on defense in passing (28th, 196.50), rushing (28th, 120.38), total (20th, 316.88) and pass efficiency (34th, 122.58), SDSU managed 268 passing yards, 157 rushing yards, 425 yards and a 206.14 pass efficiency rating under his quarterbacking ... The 206.14 pass efficiency rating was the highest allowed by San José State since a 245.7 mark against San Diego State on Nov. 4, 2017 ... The 14-point deficit overcome was SDSU's largest (win or loss) since also overcoming a 14-point deficit at San José State on Nov. 9, 2013, SJSU's first year in the league ... The 66-yard touchdown pass to Tyrell Shavers was a career long ... It was his third straight multiple touchdown game ... Also ran 13 times for a career-high 61 yards including 69 yards on 11 carries when taking away the two times he was sacked ... Threw for 280 yards and two touchdowns in a win at New Mexico on Nov. 18, while adding 38 rushing yards on five carries ... It was his fourth straight multiple touchdown game, the first time an Aztec quarterback has accomplished that since Christian Chapman in 2016 (Nov. 5-26) ... Has now accounted for 11 touchdowns over the last four games (nine passing, two rushing) ... Was 16-for-31 for 188 yards, no touchdowns and two interceptions vs. Air Force on Nov. 26 ... The two interceptions came on SDSU's last two drives ... Did not throw a touchdown for the first time since Oct. 22 at Nevada (had thrown multiple touchdown passes in four straight games) ... Threw for 309 yards and two touchdowns (and three interceptions) against Middle Tennessee in the EasyPost Hawai'i Bowl on Dec. 24, going 19-for-43 ... Fell to 5-3 as the team's starting quarterback ... Had multiple touchdown passes for the fifth straight game ... Now has 12 touchdown passes on the season and 13 for his career ... Had a career-long 73-yard pass for a touchdown to Kenan Christon ... Recorded his second career 300-yard passing game ... Also rushed for 36 yards on 12 carries ... Set career highs in passing attempts (43).

- **2021 (Junior):** Has been named as "SDSU's top incoming transfer" by College Football News ... Played in one game at quarterback but was on the travel squad all season ... Made the most of his 18 offensive snaps in two drives late against Utah State in the Mountain West Championship game on Dec. 4, going 5-for-6 for 50 yards and a touchdown on his lone drive ... Also rushed for 36 yards on four attempts (9.0 avg.) with a long run of 33 yards.
- **At Mississippi State (2018-19):** Appeared in three games as a true freshman for the Bulldogs during the 2018 season, completing 1 of 2 passes for nine yards ... Also rushed seven times for 32 yards (4.6 avg.) with a long of 14 ... Did not play in 2019.
- **High School:** Prior to Mississippi State, prepped at Sachse High School in Sachse, Texas ... Led the Mustangs to the third round of the 2017 University Interscholastic League State Championships and a 12-1 record, a year after Sachse HS was 11-1 record and an appearance in the state playoffs ... Invited to ESPN's Elite 11 Camp and was a finalist for the Under Armour Quarterback of the Year as a junior ... Also was a finalist for Texas Class 6A Offensive Player of the Year as a junior ... Led the U.S. National Team to a 26-0 victory over Canada in the first-ever North American Championship following his senior season ... Earned MVP honors at the International Bowl for the U.S. U16 National Team following his junior campaign ... Racked up 9,472 yards of total offense and accounted for 114 touchdowns during his prep career ... As a senior, completed 139 of 227 passes for 2,170 yards, while throwing for 27 touchdowns and just two

interceptions ... Also rushed 114 times for 784 yards and another 13 touchdowns ... As a junior, threw for 2,875 yards and 27 touchdowns, while adding 634 rushing yards with 11 scores ... As a sophomore, went 137 of 202 for 2,496 passing yards and 32 touchdowns, adding 513 yards on the ground with four touchdowns on 87 carries ... A consensus four-star recruit out of high school by Rivals, 247sports and ESPN ... Received a scout grade of 87 by 247sports and 81 by ESPN ... Was a top-20 dual-threat quarterback by all three recruiting services ... Ranked as the No. 2 dual-threat quarterback recruit from the state of Texas according to 247Sports.

- **Personal:** Jalen Ta'sean Mayden was born Feb. 9, 2000, in Garland, Texas ... Son of James Mayden and Katrina Salles ... Picked Mississippi State out of high school over offers from Ohio State, Georgia, Tennessee, Baylor, Kansas State, Minnesota, Utah, Nebraska, Virginia, North Carolina State, Oregon State, Syracuse, Illinois, UCF, USF, Houston, Louisville, Louisiana-Monroe and Illinois State ... Also was recruited by Alabama, Clemson, Oklahoma, Penn State, Texas, Texas A&M, Miami, TCU and Kansas ... Is majoring in kinesiology.

Mayden's Career Statistics

[^] at Mississippi State

Season	Passing								Rushing			
	GP	GS	Cmp.	Att.	Pct.	Int.	TD	Yds.	Rtg.	Att.	Yds.	TD
2018 [^]	3	0	1	2	50.0	0	0	9	87.80	7	32	0
2021	1	0	5	6	83.3	0	1	50	208.33	4	36	0
2022	13	8	141	237	59.5	10	12	2,030	139.71	69	231	3
2023	9	9	148	239	61.9	7	9	1,597	124.62	92	395	3
Career	26	17	295	484	60.9	17	22	3,686	132.90	172	694	6

Defense

Season	GP	GS	UA	A	TT	TFL	Sk	Int.	PBU	FF	FR
2022	13	0	4	5	9	0.0	0.0	0	0	0	0
Career	13	0	4	5	9	0.0	0.0	0	0	0	0

Career Highs: Completions: 25 vs. Utah State (11/4/23); Attempts: 43 vs. Middle Tennessee (12/24/22); Passing Yards: 322 vs. Hawai'i (10/8/22); Passing Touchdowns: 3 vs. Utah State (11/4/23), vs. San José State (11/12/22); Long Pass: 73 vs. Middle Tennessee (12/24/22); Completion Pct. (min. 12 att.): 79.2 (19-for-24) at Fresno State (10/29/22); Efficiency Rating (min. 12 att.): 215.51 vs. San José State (11/12/22); Carries: 16 vs. Boise State (9/22/23); Rushing Yards: 132 vs. Idaho State (9/2/23); Rushing Touchdowns: 2 vs. Idaho State (9/2/23), at Fresno State (10/29/22); Long Rush: 56 at Idaho State (9/2/23); Tackles: 8 vs. Toledo (9/24/22).

2023 Highs: Completions: 25 vs. Utah State (11/4/23); Attempts: 39 vs. Utah State (11/4/23); Passing Yards: 265 vs. Utah State (11/4/23); Passing Touchdowns: 3 vs. Utah State (11/4/23); Long Pass: 69 at Hawai'i (10/14/23); Completion Pct. (min. 12 att.): 75.0 at Hawai'i (10/14/23); Efficiency Rating (min. 12 att.): 179.7 vs. Boise State (9/22/23); Carries: 16 vs. Boise State (9/22/23); Rushing Yards: 132 vs. Idaho State (9/2/23); Long Rush: 56 vs. Idaho State (9/2/23); Rushing Touchdowns: 2 vs. Idaho State (9/2/23).

Mayden's Career Game-by-Game

[^] at Mississippi State

Passing		GP	GS	Cmp.	Att.	Pct.	Int.	TD	Yds.	Rtg.
Date	Opponent									
S.1.18 [^]	Stephen F. Austin	1	0	1	2	50.0	0	0	9	87.80
S.15.18 [^]	Louisiana	1	0	0	0	0.0	0	0	0	0.00
N.3.18 [^]	Louisiana Tech	1	0	0	0	0.0	0	0	0	0.00
D.12.21	Utah State!	1	0	5	6	83.3	0	1	50	208.33
O.8.22	Hawai'i*	1	1	24	36	66.7	0	1	322	150.97
O.22.22	at Nevada*	1	1	12	25	48.0	0	0	156	100.42
O.29.22	at Fresno State*	1	1	19	24	79.2	2	2	291	191.85
N.5.22	UNLV*	1	1	19	31	61.3	1	2	216	134.66
N.12.22	San José State*	1	1	17	22	77.3	1	3	268	215.51
N.18.22	at New Mexico*	1	1	15	25	60.0	1	2	280	172.48
N.26.22	Air Force*	1	1	16	31	51.6	2	0	188	89.65
D.24.22	vs. Middle Tennessee [^]	1	1	19	43	44.2	3	2	309	105.94
A.26.23	Ohio	1	1	18	28	64.3	0	2	164	137.06
S.2.23	Idaho State	1	1	13	19	68.4	0	0	85	106.00
S.9.23	UCLA	1	1	19	37	51.4	3	1	196	88.55
S.16.23	at No. 16/17 OSU	1	1	20	32	62.5	1	0	256	123.45
S.22.23	Boise State*	1	1	16	22	72.7	0	1	241	179.75
S.30.23	at Air Force*	1	1	13	24	54.17	1	1	122	102.28

0.14.23	at Hawai'i*	1	1	18	24	75.0	1	1	221	99.48
0.21.23	Nevada*	1	1	6	14	42.86	0	0	47	71.06
N.4.23	Utah State*	1	1	25	39	64.1	1	3	265	141.44

Rushing										
Date	Opponent	GP	GS	No.	Yds.	Avg.	Lg.	TD	TD	Lengths
^ at Mississippi State										
S.1.18^	Stephen F. Austin	1	0	5	22	4.40	14	0		
S.15.18^	Louisiana	1	0	1	8	8.00	8	0		
N.3.18^	Louisiana Tech	1	0	1	2	2.00	2	0		
D.4.21	Utah State!	1	0	4	36	9.00	33	0		
0.8.22	Hawai'i*	1	1	8	9	1.13	9	0		
0.22.22	at Nevada*	1	1	7	50	7.14	32	1		32
0.29.22	at Fresno State*	1	1	8	43	5.38	28	2		28, 1
N.5.22	UNLV*	1	1	8	10	1.25	9	0		
N.12.22	San José State*	1	1	13	61	4.69	21	0		
N.18.22	at New Mexico*	1	1	5	38	7.60	13	0		
N.26.22	Air Force*	1	1	6	-4	-0.67	9	0		
D.24.22	vs. Middle Tennessee^	1	1	12	36	3.00	21	0		
A.26.23	Ohio	1	1	9	34	3.78	15	0		
S.2.23	Idaho State	1	1	8	132	16.50	56	2		24, 56
S.9.23	UCLA	1	1	9	18	2.00	11	0		
S.16.23	at No. 16/17 OSU	1	1	14	9	0.64	24	0		
S.22.23	Boise State*	1	1	16	85	5.31	16	1		10
S.30.23	at Air Force*	1	1	4	17	4.25	17	0		
0.14.23	at Hawai'i*	1	1	13	53	4.08	15	0		
0.21.23	Nevada*	1	1	14	52	3.71	14	0		
N.4.23	Utah State*	1	1	5	-5	-1.0	6	0		

Total Touchdowns				
Season	GP	Pass	Rush	Total
^ at Mississippi State				
2018^	3	0	0	0
2021	1	1	0	1
2022	13	12	3	15
2023	9	9	3	12
Career	26	22	6	28

Defense												
Date	Opponent	GP	GS	UA	A	TT	TFL	Sk.	Int.	PBU	FF	FR
S.3.22	Arizona	1	0	0	0	0	0.0	0.0	0	0	0	0
S.10.22	Idaho State	1	0	1	0	1	0.0	0.0	0	0	0	0
S.17.22	at No. 14/15 Utah	1	0	0	0	0	0.0	0.0	0	0	0	0
S.24.22	Toledo	1	0	3	5	8	0.0	0.0	0	0	0	0
S.30.22	at Boise State*	1	0	0	0	0	0.0	0.0	0	0	0	0

*Bold indicates season high. * - Mountain West game. ! - 2021 Mountain West Championship (Dignity Health Sports Park; Carson, Calif.). ^ - 2022 EasyPost Hawai'i Bowl (Clarence T.C. Ching Athletics Complex; Honolulu, Hawaii).*

#17 DESHAWN MCCUIN (muh-cue-en)
Safety • Senior • 6-0 • 195 • Jacksonville, Texas • TCU

- **At San Diego State:** Transferred to SDSU after spending his first four years of college at TCU ... Appears on the two-deep for the field warrior position.
- **2023 (Senior):** Has played in five of the seven games to begin his Aztec career, earning his first start against UCLA on Sept. 9 ... Is tied for sixth in FBS in interceptions returned for a touchdowns (1) and 36th in interception yards (70) ... **vs. Ohio (Aug. 26)** ... Made his Aztec debut against Ohio on Aug. 26, playing on special teams ... **vs. Idaho State (Sept. 2)** ... Was productive in his two defensive snaps against Idaho State on Sept. 2 ... Recorded his first two solo tackles as an Aztec ... **at No. 16/17 Oregon State (Sept. 16)** ... Did not travel to Oregon State on Sept. 16 because of an injury ... **vs. Boise State (Sept. 22)** ... Also did not play vs. Boise State on Sept. 22 ... **at Air Force (Sept. 30)** ... Did not travel to Air Force on Sept. 30 ... **at Hawai'i (Oct. 14)** ... Enjoyed the best game of his career at Hawai'i on Oct. 14 ... Named the team's co-defensive player of the game with Zyrus Fiaseu ... Making the start in his first career Mountain West game, he totaled three solo tackles (one TFL) and a pick six ... The interception was his first as an Aztec, second of his career, and was returned 70 yards

for the first touchdown of his career ... The 70-yard return is SDSU's longest since Segun Olubi had a 70-yard return vs. Hawai'i on Nov. 14, 2020, and is the 10th longest by an Aztec since at least the 1996 season ... The three tackles also matched his career high set at TCU ... His tackle for loss went for five yards as part of the Aztecs' third straight three-and-out to begin the game ... **vs. Nevada (Oct. 21)** ... Missed the game against Nevada on Oct. 21 due to injury ... **vs. Utah State (Nov. 4)** ... Made three tackles (two solo) in his return from injury against Utah State on Nov. 4 ... His three tackles matches his career-high, the third time with three tackles.

- **At TCU (2019-22):** Played 25 games (one start) with the Horned Frogs ... In his first career start, recorded his first career interception in the end zone on the final play of the first half against SMU ... Totaled 18 career tackles (14 solo) ... Set a career-high three tackles against Iowa State Nov. 26, 2022 ... Utilized a redshirt year as a freshman.
- **High School:** Rated as the No. 86 safety in the nation and No. 131 overall player in Texas ... three-star recruit by 247Sports ... utilized at quarterback, running back and wide receiver ... named to the Whataburger Super Team ... limited by injury his senior year but still totaled 400 yards rushing and 164 receiving.

McCuin's Career Statistics											
Season	GP	GS	UA	A	TT	TFL	Sk	Int.	PBU	FF	FR
^ at TCU											
^2019	4	0	1	0	1	0.0	0.0	0	0	0	0
^2020	9	0	5	1	6	0.0	0.0	0	0	0	0
^2021	2	1	0	1	1	0.0	0.0	1	0	0	0
^2022	10	0	8	2	10	0.0	0.0	0	1	0	0
2023	5	2	8	2	10	1.0	0.0	1	0	0	0
Career	30	3	22	6	28	1.0	0.0	2	1	0	0

Career Highs: Tackles: 3 vs. Utah State (11/4/23), at Hawai'i (10/14/23), vs. Iowa State (11/26/22); Tackles For Loss: 1, at Hawai'i (10/14/23); Interceptions: 1 at Hawai'i (10/14/23), vs. SMU (9/25/21); Pass Breakups: 1, vs. SMU (9/25/21); Touchdowns: 1 at Hawai'i (10/14/23).

2023 Highs: Tackles: 3 vs. Utah State (11/4/23), at Hawai'i (10/14/23); Tackles For Loss: 1, at Hawai'i (10/14/23); Interceptions: 1 at Hawai'i (10/14/23); Touchdowns: 1 at Hawai'i (10/14/23).

McCuin's Career Game-by-Game (Games Played Only)												
Date	Opponent	GP	GS	UA	A	TT	TFL	Sk.	Int.	PBU	FF	FR
S.21.19	SMU	1	0	1	0	1	0.0	0.0	0	0	0	0
S.28.19	Kansas&	1	0	0	0	0	0.0	0.0	0	0	0	0
N.16.19	at Texas Tech&	1	0	0	0	0	0.0	0.0	0	0	0	0
N.29.19	West Virginia&	1	0	0	0	0	0.0	0.0	0	0	0	0
S.26.20	Iowa State&	1	0	0	0	0	0.0	0.0	0	0	0	0
0.3.20	at Texas&	1	0	1	0	1	0.0	0.0	0	0	0	0
0.10.20	Kansas State&	1	0	0	0	0	0.0	0.0	0	0	0	0
0.24.20	Oklahoma&	1	0	1	0	1	0.0	0.0	0	0	0	0
N.7.20	Texas Tech&	1	0	0	0	0	0.0	0.0	0	0	0	0
N.14.20	at West Virginia&	1	0	1	1	2	0.0	0.0	0	0	0	0
N.28.20	at Kansas&	1	0	2	0	2	0.0	0.0	0	0	0	0
D.5.20	Oklahoma State&	1	0	0	0	0	0.0	0.0	0	0	0	0
D.12.20	Louisiana Tech	1	0	0	0	0	0.0	0.0	0	0	0	0
S.11.21	California	1	0	0	0	0	0.0	0.0	0	0	0	0
S.25.21	SMU	1	1	0	1	1	0.0	0.0	1	0	0	0
0.1.22	Oklahoma&	1	0	2	0	2	0.0	0.0	0	0	0	0
0.8.22	at Kansas&	1	0	1	1	2	0.0	0.0	0	0	0	0
N.5.22	Texas Tech&	1	0	0	0	0	0.0	0.0	0	0	0	0
N.12.22	at Texas&	1	0	0	0	0	0.0	0.0	0	0	0	0
N.19.22	at Baylor&	1	0	2	0	2	0.0	0.0	0	0	0	0
N.26.22	Iowa State&	1	0	2	1	3	0.0	0.0	0	0	0	0
D.3.22	Kansas State&	1	0	0	0	0	0.0	0.0	0	0	0	0
J.9.23	vs. #1 Georgia%	1	0	0	0	0	0.0	0.0	0	0	0	0
A.26.23	Ohio	1	0	0	0	0	0.0	0.0	0	0	0	0
S.2.23	Idaho State	1	0	2	0	2	0.0	0.0	0	0	0	0
S.9.23	UCLA	1	1	1	1	2	0.0	0.0	0	0	0	0
0.14.23	at Hawai'i*	1	1	3	0	3	1.0	0.0	1	0	0	0
N.4.23	Utah State*	1	0	2	1	3	0.0	0.0	0	0	0	0

*Bold indicates season high. & - Big 12 game. * - Mountain West game. % - 2022 CFP National Championship (Inglewood, Calif.).*

#55 COOPER MCDONALD

Linebacker • Senior • 6-3 • 245 • Haslet, Texas • Washington

- **At San Diego State:** Joined the Aztecs in January for the 2022 spring season ... Had two years of experience in the Pac-12 (Washington), having played in 15 of the 16 games in 2020 and 2021 with 10 starts ... Younger brother of Colton (who played at North Texas) and Caden (three-time first-team all-Mountain West linebacker (2020-22) at San Diego State) ... Is slated to start at "Sam" linebacker.
- **2023 (Senior):** Has been named a preseason second-team all-Mountain West selection by Phil Steele Magazine, and a third-team pick by Pro Football Focus and Athlon Sports ... Is listed as the 63rd draft-eligible outside linebacker by Phil Steele Magazine ... Has started all nine games this season ... Has 33 tackles (17 solo), including 3.5 tackles for loss and 1.5 sacks, to go along with eight quarterback hurries and three pass breakups ... **vs. Ohio (Aug. 26)** ... Started and played 66 of the team's 87 defensive snaps against Ohio on Aug. 26, finishing with three tackles (two solo), including 0.5 sacks (and 0.5 TFL), and three quarterback hurries ... **vs. Idaho State (Sept. 2)** ... Played 63 of the team's 87 defensive snaps in his second start of the season against Idaho State on Sept. 2 ... Recorded two tackles, one being a 4-yard sack, as well as his first pass breakup of the season ... Also had two quarterback hurries ... **vs. UCLA (Sept. 9)** ... Got the start against UCLA on Sept. 9, logging 54 snaps, the third-most among Aztec defenders for the game ... Totaled three tackles (one solo) as well as his second pass breakup of the year ... **at No. 16/17 Oregon State (Sept. 16)** ... Made the start at No. 16/17 Oregon State on Sept. 16 ... Assisted on two tackles on 55 defensive snaps and added a pass breakup ... **vs. Boise State (Sept. 22)** ... Logged 56 snaps starting in the conference opener against Boise State on Sept. 22 ... Recorded a season-high six tackles (five solo) ... His six tackles were second most by an Aztec in the game ... Also had two quarterback hurries ... **at Air Force (Sept. 30)** ... Logged 39 defensive snaps at Air Force on Sept. 30 ... Recorded a pair of assisted tackles ... **at Hawai'i (Oct. 14)** ... Recorded two tackles (one solo) at Hawai'i on Oct. 14 ... Also had two quarterback hurries ... **vs. Nevada (Oct. 21)** ... Logged 52 defensive snaps in his start against Nevada on Oct. 21 ... Tied for second most tackles on the team with seven (two solo) ... His seven tackles set a season-high and matched his career-high ... Also assisted on a TFL, giving him 2.0 for the season and 12.5 in his career ... Registered a quarterback hurry ... **vs. Utah State (Nov. 4)** ... Tied for second-most tackles on the team against Utah State on Nov. 4 ... Totaled seven tackles (three solo), including 1.5 tackles for loss ... It is the fourth time he has had seven tackles and second time this season ... Had a TFL for four yards in the fourth quarter which led to the blocked punt to setup the Aztecs game-tying drive.
- **2022 (Junior):** Was a preseason fourth-team all-Mountain West selection by Athlon Sports ... Also was a "SDSU player to watch" by Lindy's Sports ... Had 41 tackles (26 solo) in six starts and 12 games, including two sacks, five tackles for loss, two fumble recoveries, two pass breakups and eight quarterback hurries ... Tied for 22nd in FBS with two fumble recoveries (T-3rd in MW) ... According to Pro Football Focus, he tied for ninth in the Mountain West in quarterback hits (7) ... Earned the start in the opener against Arizona on Sept. 3, where he made six tackles (three solo), including a 3-yard tackle for loss, and a quarterback hurry in 58 snaps ... Made two solo tackles in another start vs. Idaho State on Sept. 10 across 49 snaps ... Had a solo stop in a start at No. 14/15 Utah on Sept. 17, playing 43 snaps ... Came up with four tackles (three solo), his first career fumble recovery and two quarterback hurries vs. Toledo on Sept. 24, starting and playing in 57 snaps ... Had five tackles (four solo) and a pass breakup in start over 49 defensive snaps at Boise State on Sept. 30 ... Logged an assisted tackle (0.5 TFL) and recovered a fumble at the end of the game in 40 defensive snaps vs. Hawai'i on Oct. 8, while adding a quarterback hurry ... Came off the bench for the first time of the season at Nevada, but did not find the stat sheet in 35 snaps ... Had a big game off the bench in 45 snaps at Fresno State on Oct. 29, making six tackles (five solo) with a pass breakup and a quarterback hurry ... Had a career-high seven tackles (four solo) with 0.5 tackles for loss in just 33 snaps off the bench against UNLV on Nov. 5 ... Had a career-high-tying and a team-high seven tackles against San José State on Nov. 12 in just 32 snaps, including a career-high two tackles for loss and his second career sack ... Led the team in tackles for the first time of his career ... Also had a pair of quarterback hurries ... Had two tackles, including a 7-yard sack (and TFL), with a quarterback hurry at New Mexico on Nov. 18, playing 27 snaps in a reserve role ... Played 11 statless snaps off the bench vs. Air Force on Nov. 26 ... Missed the Hawai'i Bowl game against Middle Tennessee on Dec. 24.
- **At Washington (2020-21):** Comes to The Mesa after playing the last two years at Washington ... Played in all 12 games in 2021 with 10 starts ... Logged 25 tackles (18 solo) with a

sack ... Had a season-high six tackles against UCLA on Oct. 16 ... His lone sack came in the 2021 opener vs. Montana ... Saw action in three of the four games during his true freshman season in 2020, logging two tackles (one solo) and a pass breakup.

- **High School:** Lettered three years at Northwest High School ... Was named to the Dallas Morning News all-area first team as a senior in 2019 ... Also was the District 4-5A Division II defensive MVP and honorable mention all-state ... Had 89 tackles, eight tackles for loss and a defensive score to go along with 13 carries for 99 yards and two touchdowns in 2019 ... Was named to the all-District 4-5A Division 2 first team at outside linebacker as a junior in 2018 and was also honorable mention 5A all-state ... Ranked as the nation's No. 36 inside linebacker by 247Sports ... Also was a member of the Northwest track & field team, participating as a sprinter and in both the shot put and discus throw ... Won the 5A state title in the discus in 2019, with a throw of 178 feet, 11 inches, and finished third in the state meet as a sophomore in 2018 ... Was a consensus three-star recruit by 247sports, Rivals and ESPN ... Received a scout grade of 75 from ESPN.
- **Personal:** Son of Mike and Jill McDonald ... Is the younger brother of Aztec senior captain linebacker Caden McDonald and former North Texas linebacker Colton McDonald ... Picked Washington out of high school over offers from San Diego State, Utah, Baylor, Colorado, Virginia, Air Force, Louisiana, SMU, Arkansas State, Army West Point, Tulsa, UTSA, North Texas, Texas State, Louisiana Tech, Louisiana Monroe, Rice, Tulane, Dartmouth, Florida International, Liberty and Yale.

McDonald's Career Statistics

Season	GP	GS	UA	A	TT	TFL	Sk	Int.	^ at Washington			
									PBU	FF	FR	FR
2020^	3	0	1	1	2	0.0	0.0	0	1	0	0	0
2021^	12	10	18	8	26	5.5	1.5	0	0	0	0	0
2022	12	6	26	15	41	5.0	2.0	0	2	0	2	2
2023	9	9	16	18	34	3.5	1.5	0	3	0	0	0
Career	36	25	60	42	103	14.0	5.0	0	6	0	2	2

Career Highs: Tackles: 7 four times; Tackles For Loss: 2.0 vs. San José State (11/12/22); Sacks: 1.0, four times; Pass Breakups: 1, six times; Fumble Recoveries: 1 vs. Hawai'i (10/8/22), vs. Toledo (9/24/22).

2023 Highs: Tackles: 7 vs. Utah State (11/4/23), vs. Nevada (10/21/23); Tackles For Loss: 1.0 vs. Idaho State (9/2/23); Sacks: 1.0 vs. Idaho State (9/2/23); Pass Breakups: 1 at No. 16/17 Oregon State (9/16/23), vs. UCLA (9/9/23), vs. Idaho State (9/2/23).

McDonald's Game-by-Game

Date	Opponent	GP	GS	UA	A	TT	TFL	Sk.	Int.	PBU	FF	FR
N.14.20	Oregon StateS	1	0	1	0	1	0.0	0.0	0	0	0	0
N.21.20	ArizonaS	1	0	0	1	1	0.0	0.0	0	1	0	0
N.28.20	UtahS	1	0	0	0	0	0.0	0.0	0	0	0	0
D.5.20	StanfordS	--- Did Not Play ---										
S.4.21	Montana	1	1	2	0	2	1.0	1.0	0	0	0	0
S.11.21	at Michigan	1	1	1	2	3	0.0	0.0	0	0	0	0
S.18.21	Arkansas State	1	1	0	0	0	0.0	0.0	0	0	0	0
S.25.21	CaliforniaS	1	1	2	0	2	0.0	0.0	0	0	0	0
O.2.21	at Oregon StateS	1	1	2	0	2	0.0	0.0	0	0	0	0
O.16.21	UCLAS	1	1	4	2	6	1.0	0.0	0	0	0	0
O.22.21	at ArizonaS	1	1	2	1	3	1.0	0.0	0	0	0	0
O.30.21	at StanfordS	1	1	2	1	3	1.5	0.5	0	0	0	0
N.6.21	No. 7/7 OregonS	1	0	0	1	1	0.0	0.0	0	0	0	0
N.13.21	Arizona StateS	1	1	0	0	0	0.0	0.0	0	0	0	0
N.20.21	at ColoradoS	1	1	1	0	1	0.0	0.0	0	0	0	0
N.26.21	Washington StateS	1	0	2	1	3	1.0	0.0	0	0	0	0
S.3.22	Arizona	1	1	3	3	6	1.0	0.0	0	0	0	0
S.10.22	Idaho State	1	1	2	0	2	0.0	0.0	0	0	0	0
S.17.22	at No. 14/15 Utah	1	1	1	0	1	0.0	0.0	0	0	0	0
S.24.22	Toledo	1	1	3	1	4	0.0	0.0	0	0	0	1
S.30.22	at Boise State*	1	1	4	1	5	0.0	0.0	0	1	0	0
O.8.22	Hawai'i*	1	1	0	1	1	0.5	0.0	0	0	0	1
O.22.22	at Nevada*	1	0	0	0	0	0.0	0.0	0	0	0	0
O.29.22	at Fresno State*	1	0	5	1	6	0.0	0.0	0	1	0	0
N.5.22	UNLV*	1	0	4	3	7	0.5	0.0	0	0	0	0
N.12.22	San José State*	1	0	3	4	7	2.0	1.0	0	0	0	0
N.18.22	at New Mexico*	1	0	1	1	2	1.0	1.0	0	0	0	0

Date	Opponent	GP	GS	UA	A	TT	TFL	Sk.	Int.	PBU	FF	FR
N.26.22	Air Force*	1	0	0	0	0	0.0	0.0	0	0	0	0
D.24.22	vs. Middle Tennessee [^]	--- Did Not Play - Injured ---										
A.26.23	Ohio	1	1	2	1	3	0.5	0.5	0	0	0	0
S.2.23	Idaho State	1	1	2	0	2	1.0	1.0	0	1	0	0
S.9.23	UCLA	1	1	1	2	3	0.0	0.0	0	1	0	0
S.16.23	at No. 16/17 OSU	1	1	0	2	2	0.0	0.0	0	1	0	0
S.22.23	Boise State*	1	1	5	1	6	0.0	0.0	0	0	0	0
S.30.23	at Air Force*	1	1	0	2	2	0.0	0.0	0	0	0	0
O.14.23	at Hawai'i*	1	1	1	1	2	0.0	0.0	0	0	0	0
O.21.23	Nevada*	1	1	2	5	7	0.5	0.0	0	0	0	0
N.4.23	Utah State*	1	1	3	4	7	1.5	0.0	0	0	0	0

*Bold indicates season high. S - Pac-12 game. * - Mountain West game. ^ - 2022 EasyPost Hawai'i Bowl (Clarence T.C. Ching Athletics Complex; Honolulu, Hawaii).*

#91 KEION MITCHELL

Def. Line • Soph. • 6-4 • 260 • Framingham, Mass. • Framingham HS

- **At San Diego State:** Walked on as a true freshman prior to the start of the 2021 season ... Has appeared on the two-deep for the first time in his young career this season, listed as a backup defensive end.
- **Sophomore (2023):** Has appeared in all nine games this season ... Logged five tackles (two solo) along with a quarterback hurry and a fumble recovery ... **vs. Ohio (Aug. 26)** ... Played his first 25 career snaps and made two tackles in the season opener against Ohio on Aug. 26 ... **vs. Idaho State (Sept. 2)** ... Played 14 defensive snaps against Idaho State on Sept. 2, logging his first quarterback hurry ... **vs. UCLA (Sept. 9)** ... Came off the bench against UCLA on Sept. 9, recording a tackle in his eight defensive snaps ... **at No. 16/17 Oregon State (Sept. 16)** ... Recorded one solo tackle off the bench at No. 16/17 Oregon State on Sept. 16 ... **vs. Boise State (Sept. 22)** ... Logged nine snaps in the conference opener against Boise State on Sept. 22 ... Assisted on one tackle ... **at Air Force (Sept. 30)** ... Logged five statless snaps at Air Force on Sept. 30 ... Also played on special teams ... **at Hawai'i (Oct. 14)** ... Logged just six defensive snaps at Hawai'i on Oct. 14 ... Recorded his first career fumble recovery in the fourth quarter that setup an Aztec touchdown ... **vs. Nevada (Oct. 21)** ... Logged nine statless snaps against Nevada on Oct. 21 ... **vs. Utah State (Nov. 4)** ... Played two defensive snaps and special teams against Utah State on Nov. 4.
- **Freshman (2022):** Was behind a strong group of seniors on the depth chart, so did not play.
- **Redshirt (2021):** Utilized redshirt season during a year the Aztecs were a Top 25 team.
- **High School:** Earned four letters at Framingham High School in Framingham, Massachusetts ... Named a Bay State Conference All-Star while playing on the defensive line in 2021 ... Flyers placed third in the Bay State Conference in his junior season and second in his senior year.
- **Personal:** Keion Marcus Mitchell-Samuel was born January 23, 2003, in Framingham, Massachusetts ... Son of Khari Mitchell and Sarah Kistner ... Has not declared a major ... Worked in sales over the summer.

Mitchell's Career Statistics

Season	GP	GS	UA	A	TT	TFL	Sk.	Int.	PBU	FF	FR
2023	9	0	2	3	5	0.0	0.0	0	0	0	1
Career	9	0	2	3	5	0.0	0.0	0	0	0	1

Career/2023 Highs: Tackles: 2 vs. Ohio (8/26/23); Fumble Recoveries: 1 at Hawai'i (10/14/23).

Mitchell's Game-by-Game

Date	Opponent	GP	GS	UA	A	TT	TFL	Sk.	Int.	PBU	FF	FR
A.26.23	Ohio	1	0	0	2	2	0.0	0.0	0	0	0	0
S.2.23	Idaho State	1	0	0	0	0	0.0	0.0	0	0	0	0
S.9.23	UCLA	1	0	0	1	1	0.0	0.0	0	0	0	0
S.16.23	at No. 16/17 OSU	1	0	0	1	1	0.0	0.0	0	0	0	0
S.22.23	Boise State*	1	0	0	1	1	0.0	0.0	0	0	0	0
S.30.23	at Air Force*	1	0	0	0	0	0.0	0.0	0	0	0	0
O.14.23	at Hawai'i*	1	0	0	0	0	0.0	0.0	0	0	0	1
O.21.23	Nevada*	--- Did Not Play ---										
N.4.23	Utah State*	1	0	0	0	0	0.0	0.0	0	0	0	0

*Bold indicates season high. * - Mountain West game.*

#58 CODY MOON

Linebacker • Junior • 6-3 • 210 • Albuquerque, N.M. • New Mexico

- **At San Diego State:** Joined the Aztecs in the spring after spending three seasons at New Mexico from 2020-22, which plays the same 3-3-5 defense as the Aztecs ... A quick-twitch linebacker who is seemingly always around the ball ... Was an honorable-mention all-Mountain West selection with the Lobos in 2022 ... A former walk-on, who earned a scholarship following the 2022 spring season ... Enters his first year with SDSU as the co-starting 'Will' linebacker with Vai Kaho.
- **2023 (Senior):** Has been named to the Bronko Nagurski Trophy Watch List for the best defensive player in college football ... Has been named a preseason first-team all-Mountain West selection by the league's media, Phil Steele Magazine, Athlon Sports and Sports Info Solutions, and a second-team pick by Pro Football Focus and Lindy's Sports ... Has played all nine games this season with four starts ... Is second on the team with 50 total tackles (30 solo) ... Also has 11 quarterback hurries and one pass breakup ... **vs. Ohio (Aug. 26)** ... Made his first game as an Aztec a good one, being named the Mountain West Defensive Player of the Week on Aug. 28 for his play against Ohio on Aug. 26, recording a team-high 12 tackles (seven solo) with a pass breakup and a quarterback hurry ... The 12 tackles were two more than the next two Aztecs combined ... It was his fifth career double-digit tackle game and third over his last four games ... Also had a pass breakup and two quarterback hurries ... Played 60 snaps on defense overall ... **vs. Idaho State (Sept. 2)** ... Made his second straight start as an Aztec vs. Idaho State on Sept. 2, playing 48 defensive snaps ... Logged two solo tackles and added a quarterback hurry ... **vs. UCLA (Sept. 9)** ... Played 44 snaps off the bench against UCLA on Sept. 9, recording one tackle ... **at No. 16/17 Oregon State (Sept. 16)** ... Returned to the starting lineup at No. 16/17 Oregon State ... Totaled five tackles (one solo) on 48 snaps ... Added a season high three quarterback hurries ... **vs. Boise State (Sept. 22)** ... Came off the bench for 27 defensive snaps in the conference opener against Boise State on Sept. 22 ... Recorded one solo tackle ... **at Air Force (Sept. 30)** ... Came off the bench at Air Force on Sept. 30 ... In just 29 snaps, recorded eight tackles (three solo) ... Was second on the team in total tackles ... **at Hawai'i (Oct. 14)** ... Recorded four tackles (three solo) coming off the bench at Hawai'i on Oct. 14 ... **vs. Nevada (Oct. 21)** ... Led the team in tackles against Nevada on Oct. 21 ... Totaled eight tackles (two solo) for his second time leading the team this season ... Also record his first 0.5 tackles for loss as an Aztec ... Added his seventh quarterback hurry of the season ... **vs. Utah State (Nov. 4)** ... Returned to the starting lineup against Utah State on Nov. 4 ... Recorded a team-high 13 tackles (10 solo), his second time leading the team this season ... The 13 also marks a new season-best and is one shy of his career-best ... Added two quarterback hurries.
- **At New Mexico (2020-22):** Spent the last three seasons with the Lobos, who run the same 3-3-5 defense as the Aztecs ... Totaled 149 tackles (69 solo) over the last two years after redshirting in 2020, including 11 tackles for loss, five sacks, one forced fumble, one interception and six pass breakups ... Was an honorable-mention all-MW selection in 2022, registering team highs of 105 tackles, 9.5 tackles for loss and 4.5 sacks ... As a redshirt freshman in 2021, he had 44 tackles, 0.5 sacks, 1.5 tackles for loss, an interception, a pass breakup and a fumble recovery ... In two career games against SDSU, he compiled 21 tackles, including 13 last year in the November meeting in Albuquerque, New Mexico.
- **High School:** Lettered in football and baseball at Volcano Vista High School ... Recorded 61 tackles as a senior with nine tackles for loss and three sacks ... also caught three passes on offense, including a touchdown.
- **Personal:** Born on April 24, 2002.

Moon's Career Statistics

Season	GP	GS	UA	A	TT	TFL	Sk.	Int.	PBU	FF	FR
2021 [^]	12	0	27	17	44	1.5	0.5	1	1	0	1
2022 [^]	12	9	42	63	105	9.5	4.5	0	4	1	1
2023	9	4	28	26	54	0.5	0.0	0	1	0	0
Career	33	13	97	106	203	11.5	5.0	1	6	1	2

Career Highs: Tackles: 14 at Air Force (11/12/22); Sacks: 2.0 vs. UTEP (9/17/22); Tackles For Loss: 2.0, four times; Interceptions: 1 vs. New Mexico State (9/11/22); Pass Breakups: 2 vs. New Mexico State (9/11/22); Forced Fumbles: 1 at Colorado State (11/25/22).

2023 Highs: Tackles: 13 vs. Utah State (11/4/23); Tackles For Loss: 0.5 vs. Nevada (10/21/23); Pass Breakups: 1 vs. Ohio (8/26/23).

Moon's Game-by-Game

Date	Opponent	GP	GS	UA	A	TT	TFL	Sk.	Int.	PBU	FF	FR
S.2.21	Houston Baptist	1	0	0	0	0	0.0	0.0	0	0	0	0
S.11.21	New Mexico State	1	0	1	2	3	0.0	0.0	1	2	0	0
S.18.21	at Texas A&M	1	0	1	1	2	0.0	0.0	0	0	0	0
S.25.21	at UTEP	1	0	4	0	4	0.0	0.0	0	0	0	0
O.2.21	Air Force*	1	0	2	1	3	0.0	0.0	0	0	0	0
O.9.21	at San Diego State*	1	0	6	2	8	0.0	0.0	0	0	0	0
O.16.21	Colorado State*	1	0	2	0	2	0.0	0.0	0	0	0	0
O.23.21	at Wyoming*	1	0	2	3	5	0.5	0.5	0	0	0	0
N.6.21	UNLV*	1	0	4	0	4	1.0	0.0	0	0	0	0
N.13.21	at Fresno State*	1	0	3	0	3	0.0	0.0	0	0	0	0
N.20.21	at Boise State*	1	0	4	2	6	0.0	0.0	0	0	0	0
N.26.21	Utah State*	1	0	2	2	4	0.0	0.0	0	0	0	0
S.3.22	Maine	1	0	3	0	3	0.0	0.0	0	1	0	0
S.9.22	Boise State	1	0	1	6	7	2.0	1.5	0	0	0	0
S.17.22	UTEP	1	1	6	5	11	2.0	2.0	0	1	0	0
S.24.22	at LSU	1	1	3	7	10	0.0	0.0	0	0	0	0
S.30.22	at UNLV*	1	1	6	1	7	0.0	0.0	0	1	0	0
O.8.22	Wyoming*	1	1	5	4	9	2.0	0.0	0	0	0	0
O.15.22	at New Mexico State	1	1	3	3	6	0.0	0.0	0	0	0	0
O.22.22	Fresno State*	1	0	1	7	8	0.5	0.0	0	0	0	0
N.5.22	at Utah State*	1	1	3	6	9	0.0	0.0	0	0	0	0
N.12.22	at Air Force*	1	1	5	9	14	0.0	0.0	0	0	0	0
N.18.22	San Diego State*	1	1	6	7	13	1.0	0.0	0	0	0	0
N.25.22	at Colorado State*	1	1	3	5	8	2.0	1.0	0	1	1	0
A.26.23	Ohio	1	1	7	5	12	0.0	0.0	0	1	0	0
S.2.23	Idaho State	1	1	2	0	2	0.0	0.0	0	0	0	0
S.9.23	UCLA	1	0	0	1	1	0.0	0.0	0	0	0	0
S.16.23	at No. 16/17 OSU	1	1	1	4	5	0.0	0.0	0	0	0	0
S.22.23	Boise State*	1	0	1	0	1	0.0	0.0	0	0	0	0
S.30.23	at Air Force*	1	0	3	5	8	0.0	0.0	0	0	0	0
O.14.23	at Hawai'i*	1	0	2	2	4	0.0	0.0	0	0	0	0
O.21.23	Nevada*	1	0	2	6	8	0.5	0.0	0	0	0	0
N.4.23	Utah State*	1	1	10	3	13	0.0	0.0	0	0	0	0

*Bold indicates season high. * - Mountain West game.*

#53 MYLES MURAO

(murr-ow)

Right Tackle • Junior • 6-3 • 320 • Torrance, Calif. • Washington

- **At San Diego State:** Athletic, versatile offensive lineman who can play anywhere on the line ... Came to San Diego State in the summer after spending his first three years at Washington (2020-22) ... Has two years left to play at SDSU ... Enters the weekend as the projected backup right guard.
- **2023 (Junior):** Started the first five games to start the season, playing all 336 offensive snaps until the game at Air Force on Sept. 30 ... **vs. Ohio (Aug. 26)** ... Earned his first career start in the opener against Ohio, playing all 61 offensive snaps at right tackle ... **vs. Idaho State (Sept. 2)** ... Started for the second straight game vs. Idaho State on Sept. 2, playing all 73 offensive snaps ... **vs. UCLA (Sept. 9)** ... Had a position change, starting at right guard for his third consecutive start to begin the season ... **at No. 16/17 Oregon State (Sept. 16)** ... Made it back-to-back starts at right guard against No. 16/17 Oregon State on Sept. 16 ... Played 67 offensive snaps ... **vs. Boise State (Sept. 22)** ... Played all 63 offensive snaps in the conference opener against Boise State on Sept. 22 ... **at Air Force (Sept. 30)** ... Was on the travel squad to Air Force on Sept. 30, but did not play ... **at Hawai'i (Oct. 14)** ... Traveled for the game at Hawai'i on Oct. 14, but did not play ... **vs. Nevada (Oct. 21)** ... Missed his third consecutive game to injury.
- **At Washington (2020-22):** Spent the last three seasons with the Huskies, including two (2020-21) with current Aztecs Cooper McDonald and Mark Redman ... Played in four games in 2022 ... Aaw his first UW game action in the season opener vs. Kent State ... Also played against Portland State, Stanford and Colorado ... Did not see any game action during the 2021 season ... Enrolled at UW on Jan. 6, 2020, for the start of the winter, 2020, academic quarter ... Did not see any game action during his true freshman season.
- **High School:** Earned four letters for powerhouse Mater Dei, helping the team to CIF Open state titles as a junior and sophomore ... The Monarchs made it to the 2019 CIF Southern

Division 1 finals and averaged 356 yards passing and 125 yards rushing behind a Murao-led offensive line ... Named his state's Lineman of the Year by CalHiSports.com, which also named him to the all-state first team ... Also named to the 2019 All-CIF Southern Section Division 3 team ... Ranked the No. 16 player in the West by the Orange Country Register ... Earned a spot on the MaxPreps.com All-America first team as a senior ... Named to the All-CIF-SS Division 1 first team and first-team all-county as a junior in 2018 ... Also the Trinity League MVP Lineman in 2018 ... Rated the nation's No. 72 recruit and No. 2 guard, as well as California's 8th-best player, by ESPN ... Ranked the No. 120 recruit and No. 3 center in the country by 247Sports, which also lists him as the No. 12 prospect in California ... Listed by Rivals.com as the nation's No. 41 recruit and No. 2 center, as well as the No. 20 player in his state ... Selected to play in the 2020 Polynesian Bowl and the 2020 All-American Bowl ... Named to the Tacoma News-Tribune's "Western 100."

- **Personal:** Originally picked Washington out of high school over offers from Alabama, LSU, Michigan, USC, Utah, Oregon, Oklahoma State, Wisconsin, Texas A&M, Auburn, Mississippi State, Oregon State, UCLA, Nebraska, Arizona State and Colorado.

Murao's Career Statistics

^ at Washington

Season	GP	GS
2021^	0	0
2022^	3	0
2023	5	5
Career	8	5

Murao's Career Game-by-Game

Date	Opponent	GP	GS/POS
S.3.22	Kent State	1	
S.10.22	Portland State	1	
S.24.22	Stanford	1	
N.19.22	Colorado	1	
A.26.23	Ohio	1	RT
S.2.23	Idaho State	1	RT
S.9.23	UCLA	1	RG
S.16.23	at No. 16/17 Oregon State	1	RG
S.22.23	Boise State*	1	RG
S.30.23	at Air Force*		- Did Not Play, Injury -
O.14.23	at Hawai'i*		- Did Not Play, Injury -
O.21.23	Nevada*		- Did Not Play, Injury -
N.4.23	Utah State*		- Did Not Play, Injury -

*S - Pac-12 game. * - Mountain West game.*

#85 JOSHUA NICHOLSON

WR • Soph. • 6-0 • 175 • Grand Prairie, Texas • South Grand Prairie HS

- **At San Diego State:** Good route runner with a ton of speed ... Battled an injury early on in fall camp, but is the listed as the backup "X" receiver.
- **2023 (Sophomore):** Has played in all nine games this season with three starts ... Has six catches for 62 yards and a touchdown ... **vs. Ohio (Aug. 26)** ... Did not make a catch in two snaps off the bench vs. Ohio on Aug. 26 ... **vs. Idaho State (Sept. 2)** ... Made his first career start against Idaho State on Sept. 2, playing 29 offensive snaps without recording a stat ... **vs. UCLA (Sept. 9)** ... Logged 40 snaps against UCLA on Sept. 9 ... Had one reception on five targets for a total of 18 yards ... **at No. 16/17 Oregon State (Sept. 16)** ... Had three targets in 32 snaps in a start at No. 16/17 Oregon State on Sept. 16 ... **vs. Boise State (Sept. 22)** ... Came off the bench in the conference opener against Boise State on Sept. 22 ... Caught his lone target for five yards ... **at Air Force (Sept. 30)** ... Recorded his first touchdown reception of the season, second of his career, at Air Force on Sept. 30 ... The TD came on the Aztecs' second drive of the game and was the first score of the night ... Going for 21 yards, it is also his career-long reception, and gives him 44 yards for the season already matching his total from a year ago ... Totaled two targets ... **at Hawai'i (Oct. 14)** ... Logged 19 snaps off the bench at Hawai'i on Oct. 14 ... Saw just one target ... **vs. Nevada (Oct. 21)** ... Had one catch for nine yards in a start against Nevada on Oct. 21 ... Had four total targets ... **vs. Utah State (Nov. 4)** ... Had four targets coming off the bench against Utah State on Nov. 4 ... Matched his career-high and set a new season-high with two catches for nine yards ... Recorded an eight-yard reception to start the final fourth quarter Aztec drive that led to the game-tying field goal to force overtime.

- **2022 (Freshman):** Caught four passes for 44 yards (11.0 avg.) with a touchdown and long of 18 yards ... Played in six games overall ... Was on the field for 69 snaps ... Played 12 statless snaps in the opener vs. Arizona on Sept. 3 ... Did not play vs. Idaho State on Sept. 10 ... Caught his first two passes for 23 yards (11.5 avg.), including an 18-yard touchdown in 26 snaps at No. 14/15 Utah on Sept. 17 ... Did not play vs. Toledo on Sept. 24 ... Played three statless snaps at Boise State on Sept. 30 ... Did not play the next five games ... Caught an 18-yard pass in 12 snaps at New Mexico on Nov. 18 ... Played two statless snaps the next game vs. Air Force (Nov. 24) ... Caught a 3-yard pass across 14 snaps against Middle Tennessee in the Easy-Post Hawai'i Bowl on Dec. 24.
- **2021 (Redshirt):** Redshirted his first season with the Aztecs.
- **High School:** Was a four-year varsity competitor at South Grand Prairie High School in Texas ... Helped the Warriors advance to the second round of the 2020 Texas Conference 6A Division I playoffs in his final prep season ... Received second-team all-District 7-6A recognition as a junior in 2019 after catching 30 passes for 403 yards and five touchdowns ... Was clocked at 4.48 in the 40-yard dash, according to Rivals ... Also competed on the South Grand Prairie High track and field team.
- **Personal:** Joshua Jayce Nicholson was born Sept. 7, 2003, in Arlington, Texas ... Son of Aaron and Sharron Clegg ... Signed with the Aztecs after fielding offers from Texas State and Weber State ... Also drew interest from Kansas ... Has trained with former Brigham Young standout wide receiver Margin Hooks, who ranks among the Cougars' career leaders in receptions and receiving yards ... Is majoring in communication.

Nicholson's Career Statistics

Receiving

Season	GP	GS	Rec.	Yds.	Avg.	Long	TD
2022	6	0	4	44	11.0	18	1
2023	9	3	6	62	10.3	21	1
Career	15	3	10	106	10.6	21	2

Career Highs: Receptions: 2 vs. Utah State (11/4/23), at No. 14/15 Utah (9/17/22); Receiving Yards: 23 at No. 14/15 Utah (9/17/22); Receiving Touchdowns: 1 at Air Force (9/30/23), at No. 14/15 Utah (9/17/22); Long Reception: 21 at Air Force (9/30/23).

2023 Highs: Receptions: 2 vs. Utah State (11/4/23); Receiving Yards: 21 at Air Force (9/30/23); Receiving Touchdowns: 1 at Air Force (9/30/23); Long Reception: 21 at Air Force (9/30/23).

Nicholson's Career Game-by-Game (Games Played Only)

Receiving

Date	Opponent	GP	GS	No.	Yds.	Avg.	Lg.	TD	TD Lengths
S.3.22	Arizona	1	0	0	0	0.0	0	0	
S.17.22	No. 14/15 Utah	1	0	2	23	11.5	18	1	18
S.30.22	at Boise State*	1	0	0	0	0.0	0	0	
N.18.22	at New Mexico*	1	0	1	18	18.0	0	0	
N.16.22	Air Force*	1	0	0	0	0.0	0	0	
D.24.22	vs. Middle Tennessee^	1	0	1	3	3.0	3	0	
A.26.23	Ohio	1	0	0	0	0.0	0	0	
S.2.23	Idaho State	1	1	0	0	0.0	0	0	
S.9.23	UCLA	1	0	1	18	18.0	18	0	
S.16.23	at No. 16/17 OSU	1	1	0	0	0.0	0	0	
S.22.23	Boise State*	1	0	1	5	5.0	5	0	
S.30.23	at Air Force*	1	0	1	21	21.0	21	1	21
O.14.23	at Hawai'i*	1	0	0	0	0.0	0	0	
O.21.23	Nevada*	1	1	1	9	9.0	9	0	
N.4.23	Utah State*	1	0	2	9	4.5	8	0	

*Bold indicates season high. * - Mountain West game. ^ - 2022 EasyPost Hawai'i Bowl (Clarence T.C. Ching Athletics Complex; Honolulu, Hawaii).*

#10 TOBIN O'DELL

Quarterback • RS-Fr. • 6-2 • 205 • La Puente, Calif. • Bishop Amat HS

- **At San Diego State:** Enters the weekend as the backup quarterback on the Aztec depth chart after making the team as a walk-on last season.
- **Redshirt Freshman (2023):** Has played in two games with one completion on two pass attempts ... **vs. Idaho State (Sept. 2)** ... Made his collegiate debut against Idaho State on Sept. 2, playing the final snap of the first half ... Threw the ball into the end zone from San

Diego State's side of the field but the pass was intercepted near the goal line ... **vs. UCLA (Sept. 9)** ... Entered the game for San Diego State's final drive against UCLA on Sept. 9 ... Was sacked on the second play of the drive before recording the first completion of his collegiate career for no gain and the Aztecs were forced to punt.

- **High School:** A three-year letterwinner at Bishop Amat High School ... As a senior, threw went 96-of-153 with 1,656 yards averaging 184 yards per game ... Totaled 21 touchdowns compared to just three interceptions ... Owned a QB rating of 130.9 ... On the ground, totaled 421 yards on 45 carries (9.4 avg) with four touchdowns ... Was named Mission League Offensive Player of the Year and selected to the Division II All-CIF team
- **Personal:** Tobin Ray O'Dell was born Nov. 20, 2003 in Champaign, Illinois.

O'Dell's Career Statistics

Season	GP	Passing						Rushing				
		GS	Cmp.	Att.	Pct.	Int.	TD	Yds.	Rtg.	Att.	Yds.	TD
2023	2	0	1	2	50.0	1	0	0	-50.00	1	-8	0
Career	2	0	1	2	50.0	1	0	0	-50.00	1	-8	0

Career Highs: Completions: 1 vs. UCLA (9/9/23); Attempts: 1 vs. UCLA (9/9/23), vs. Idaho State (9/2/23).

O'Dell's Game-by-Game (Only Games Played)

Passing

Date	Opponent	GP	GS	Cmp.	Att.	Pct.	Int.	TD	Yds.	Rtg.
S.2.23	Idaho State	1	0	0	1	0.0	1	0	0	-200.00
S.9.23	UCLA	1	0	1	1	100.0	0	0	0	100.00

*Bold indicates season high. * - Mountain West game.*

#90 DANIEL OKPOKO

(oh-poke-oh)

DE • ^Senior • 6-5 • 275 • Saskatoon, Saskatchewan, Canada • St. Joseph's HS

- **At San Diego State:** Athletic, lanky lineman, who will look for playing time now in his sixth season with the program ... Enters the weekend as a projected starting defensive end.
- **2023 (^Senior):** Has 18 tackles (nine solo) including 4.5 TFL and 2.0 sacks ... Also has three pass breakups and five quarterback hurries in nine starts this season ... **vs. Ohio (Aug. 26)** ... Earned his first career start against Ohio on Aug. 26, making one solo stop, and adding a pass breakup and two quarterback hurries in 40 snaps ... **vs. Idaho State (Sept. 2)** ... Started for the second straight game against Idaho State on Sept. 2, recording a solo tackle and a pass breakup in 34 snaps ... **vs. UCLA (Sept. 2)** ... Got the start against UCLA on Sept. 9, logging 41 snaps ... Recorded his first two tackles for loss of the season, a total of three yards ... One of his TFL was a two yard sack, his first of the season and second of his career ... Overall, had three tackles (one solo) on the night ... **at No. 16/17 Oregon State (Sept. 16)** ... Started on the defensive line at No. 16/17 Oregon State on Sept. 16 ... Assisted on three tackles, matching his career high in tackles set the previous week against UCLA ... Added his fourth quarterback hurry of the year ... **vs. Boise State (Sept. 22)** ... Got the start in the conference opener against Boise State on Sept. 22 ... Recorded a career-high four tackles ... Played 38 defensive snaps ... **at Air Force (Sept. 30)** ... Logged 36 snaps at Air Force on Sept. 30 ... His lone tackle was an assisted tackle for loss ... The TFL came on Air Force's first drive of the game as part of three consecutive Aztec TFLs ... **at Hawai'i (Oct. 14)** ... Played 33 defensive snaps in a start at Hawai'i on Oct. 14 ... Made just one tackle, but it was a three-yard sack (and TFL) in the second quarter ... Also recorded a pair of pass breakups, the first multi-PBU game of his career ... Added his fifth quarterback hurry ... **vs. Utah State (Nov. 4)** ... Recorded three tackles (all solo) against Utah State on Nov. 4 ... The three tackles is one shy of his career-high ... Also had a tackle for loss, a one-yard sack in the first quarter.
- **2022 (Senior):** Appeared in 12 of the team's 13 games in a reserve role, playing 120 snaps overall ... Registered nine tackles (four solo), including 1.5 tackles for loss and a 6-yard sack ... Opened with three tackles (one solo) in 19 snaps against Arizona on Sept. 3 ... Logged two tackles with a 6-yard sack and a quarterback hurry in 20 snaps vs. Idaho State on Sept. 10 ... Did not find the stat sheet in games at No. 14/15 Utah on Sept. 17 (12 snaps), vs. Toledo (three snaps) on Sept. 24 or at Boise State on Sept. 30 (15 snaps) ... Did not play vs. Hawai'i on Oct. 8 ... Came up with two assisted tackles and 0.5 tackles for loss at Nevada on Oct. 22 in four snaps ... Made a solo stop in 11 snaps at Fresno State on Oct. 29 ... Had an assisted tackle against UNLV on Nov. 5 in 13 snaps ... Did not record a stat the rest of the season in games vs. San Jose State on Nov. 12 (six snaps), at New Mexico on Nov. 18 (seven snaps), vs. Air Force on Nov. 26 (four snaps) and against Middle Tennessee on Dec. 24 (six snaps) in the EasyPost Hawai'i Bowl.

- **2021 (Junior):** Played in the team's final 11 games of the season, registering three tackles and a pass breakup ... Played 33 snaps overall on defense ... Did not record a stat in three snaps against Towson on Sept. 25 ... Logged an assisted tackle in four snaps late vs. New Mexico on Oct. 9 ... Did not record a stat in special teams at San Jose State (Oct. 15) and at Air Force (Oct. 23) ... Had another assisted tackle in four snaps vs. Fresno State on Oct. 30 ... Did not find the stat sheet in two snaps vs. Hawai'i on Nov. 6, on special teams vs. Nevada on Nov. 13, in four snaps at UNLV on Nov. 19 or in three snaps against Boise State on Nov. 26 ... Came up with one assisted tackle and a pass breakup in eight snaps against Utah State in the Mountain West Championship game on Dec. 4 ... Played five statless snaps vs. No. 24/25 UTSA in the Frisco Bowl on Dec. 21.
- **2020 (Sophomore):** Was on the travel squad for all eight games on the season, but only played the second game at Utah State on Oct. 31 ... Did not record a stat in the game.
- **2019 (Freshman):** Played in one game on the season without recording a stat ... Made his collegiate debut late against Central Michigan in the New Mexico Bowl without finding the stat sheet ... Was on the travel squad for 10 of the final 11 games (did not travel to San José State).
- **2018 (Redshirt):** Utilized his redshirt season in his first year at San Diego State.
- **High School:** Played at St. Joseph's High School in Saskatoon, Saskatchewan, Canada ... A member of the Football Canada U18 National team ... Had 8.5 sacks during the 2016 season at St. Joseph's HS ... Also played basketball and competed on the track & field team at St. Joseph's HS ... Was a scholar-athlete.
- **Personal:** Daniel Okpoko was born May 25, 2000, in Lagos, Nigeria ... Son of Miwe Okpoko ... Picked San Diego State over North Dakota and Fresno State ... Is majoring in interdisciplinary studies.

Okpoko's Career Statistics

Season	GP	GS	UA	A	TT	TFL	Sk	Int.	PBU	FF	FR
2019	1	0	0	0	0	0.0	0.0	0	0	0	0
2020	1	0	0	0	0	0.0	0.0	0	0	0	0
2021	11	0	0	3	3	0.0	0.0	0	1	0	0
2022	12	0	4	5	9	1.5	1.0	0	0	0	0
2023	9	9	9	9	18	4.5	2.0	0	3	0	0
Career	34	9	13	17	30	6.0	3.0	0	4	0	0

Career Highs: Tackles: 4 vs. Boise State (9/22/23); Tackles For Loss: 2.0 vs. UCLA (9/9/23); Sacks: 1.0 at Hawai'i (10/14/23), vs. UCLA (9/9/23), vs. Idaho State (9/10/22); Pass Breakups: 2 at Hawai'i (10/14/23)

2023 Highs: Tackles: 4 vs. Boise State (9/22/23); Tackles for Loss: 2.0 vs. UCLA (9/9/23); Sacks: 1.0 at Hawai'i (10/14/23), vs. UCLA (9/9/23); Pass Breakups: 2 at Hawai'i (10/14/23).

Okpoko's Career Game-by-Game (Only Games with Stats Listed)

Date	Opponent	GP	GS	UA	A	TT	TFL	Sk.	Int.	PBU	FF	FR
0.9.21	New Mexico*	1	0	0	1	1	0.0	0.0	0	0	0	0
0.30.21	Fresno State*	1	0	0	1	1	0.0	0.0	0	0	0	0
D.4.21	Utah State!	1	0	0	1	1	0.0	0.0	0	1	0	0
S.3.22	Arizona	1	0	1	2	3	0.0	0.0	0	0	0	0
S.10.22	Idaho State	1	0	2	0	2	1.0	1.0	0	0	0	0
0.22.22	at Nevada*	1	0	2	2	0.5	0.0	0.0	0	0	0	0
0.29.22	at Fresno State*	1	0	1	0	1	0.0	0.0	0	0	0	0
N.5.22	UNLV*	1	0	0	1	1	0.0	0.0	0	0	0	0
A.26.23	Ohio	1	1	1	0	1	0.0	0.0	0	1	0	0
S.2.23	Idaho State	1	1	1	0	1	0.0	0.0	0	0	0	0
S.9.23	UCLA	1	1	1	2	3	2.0	1.0	0	0	0	0
S.16.23	at No. 16/17 OSU	1	1	0	3	3	0.0	0.0	0	0	0	0
S.22.23	Boise State*	1	1	0	4	4	0.0	0.0	0	0	0	0
S.30.23	at Air Force*	1	1	0	1	1	0.0	0.0	0	0	0	0
0.14.23	at Hawai'i*	1	1	1	0	1	1.0	0.0	0	2	0	0
0.21.23	Nevada*	1	1	0	1	1	0.0	0.0	0	0	0	0
N.4.23	Utah State*	1	1	3	0	3	1.0	1.0	0	0	0	0

* - Mountain West game. ! - 2021 Mountain West Championship (Dignity Health Sports Park; Carson, Calif.).

#30 DOMINIC OLIVER

Def. End • Soph. • 6-3 • 250 • San Jose, Calif. • Valley Christian HS

- **At San Diego State:** Made the move to defensive end from linebacker midway through the

2022 season ... Is an excellent pass rusher ... Continues to add to his 6-3 frame ... Enters the weekend as a co-backup to sixth-year senior Daniel Okpoko at one of the two defensive end positions.

- **2023 (Sophomore):** Has played in all nine games this season off the bench ... Has one tackle, an eight-yard sack, this season along with one quarterback hurry ... **vs. Nevada (Oct. 21)** ... Logged 14 defensive snaps against Nevada on Oct. 21 ... Recorded his first tackle of the season, an eight-yard sack ... It is the first sack and tackle for loss in his career ... The sack went for eight yards and forced Nevada to punt in the second quarter ... **vs. Utah State (Nov. 4)** ... Played on special teams against Utah State on Nov. 4.
- **2022 (Freshman):** Had one tackle in 11 games off the bench ... Played just 14 snaps ... Did not play in the opener against Arizona on Sept. 3 ... Had a solo tackle in his first career three snaps off the bench the following week vs. Idaho State on Sept. 10 ... Played statless time in six snaps at No. 14/15 Utah on Sept. 17 and in three snaps vs. Toledo on Sept. 24 ... Did not play again on defense until playing two snaps at New Mexico on Nov. 18 ... The only other game he missed besides the opener with Arizona was Nov. 5 vs. UNLV.
- **2021 (Redshirt):** Redshirted his first year at San Diego State.
- **High School:** Two-year varsity performer at Valley Christian High School in San Jose, Calif., where the Warriors' 2020 campaign was postponed due to the COVID-19 pandemic ... Played on the defensive line and at wide receiver, helping Valley Christian High to a 22-5 (.815) record over a two-year span, highlighted by a West Catholic Athletic League championship in 2019 to go with consecutive berths in the CIF Central Coast Section finals ... The Warriors additionally appeared in the Division I-A NorCal regional championship in 2018 ... Garnered second-team all-WCAL accolades as a junior after posting 62 tackles, including 29 solo stops and 15 tackles for a loss, according to MaxPreps ... Also finished with 5.5 sacks, four passes deflected and two fumble recoveries that season ... Played varsity baseball as a prep sophomore ... Was rated a three-star recruit by Rivals, 247Sports and ESPN ... Earned a scout grade of 83 by 247Sports and a 73 by ESPN ... Was ranked 98th on Rivals' top 100 recruits in California.
- **Personal:** Dominic Joseph Oliver was born Oct. 10, 2003, in San Jose, Calif. ... Son of Temmet and Elena Oliver ... Chose the Aztecs after weighing offers from Arizona, Colorado State, Fresno State, Hawai'i, Kansas, Nevada, San José State, Tulane, UNLV and Wyoming, among others ... Plans to major in journalism ... In his spare time enjoys bible study, working out, poetry and spending time with this family.

Oliver's Career Statistics

Season	GP	GS	UA	A	TT	TFL	Sk	Int.	PBU	FF	FR
2022	11	0	1	0	1	0.0	0.0	0	0	0	0
2023	9	0	1	0	1	1.0	1.0	0	0	0	0
Career	20	0	2	0	2	1.0	1.0	0	0	0	0

Career Highs: Tackles: 1 vs. Nevada (10/21/23) vs. Idaho State (9/10/22); Tackles For Loss: 1 vs. Nevada (10/21/23); Sacks: 1 vs. Nevada (10/21/23).

2023 Highs: Tackles: 1 vs. Nevada (10/21/23); Tackles For Loss: 1 vs. Nevada (10/21/23); Sacks: 1 vs. Nevada (10/21/23).

Oliver's Career Game-by-Game (Only Games with Stats Listed)

Date	Opponent	GP	GS	UA	A	TT	TFL	Sk.	Int.	PBU	FF	FR
S.10.22	Idaho State	1	0	1	0	1	0.0	0.0	0	0	0	0
0.21.23	Nevada*	1	0	1	0	1	1.0	1.0	0	0	0	0

* - Mountain West game.

#11 BRIONNE PENNY

(bree-on)

Wide Receiver • Senior • 6-3 • 200 • Norwalk, Calif. • Norbonne HS

- **At San Diego State:** An excellent athlete, who continues to learn the receiving position ... Can also return kicks and punts ... Enters the weekend as the starting 'Z' receiver ... **Older brother, Rashaad, set an Aztec program record with 2,248 rushing yards and 2,974 all-purpose yards in 2017, both which were the fifth most in NCAA FBS history, and was drafted in the first round of the 2018 NFL Draft by the Seattle Seahawks.**
- **2023 (Senior):** Has played all nine games this season with five starts ... Has 24 catches for 290 yards (12.1 avg) ... **vs. Ohio (Aug. 26)** ... Earned his first career start in the opener against Ohio on Aug. 26, where he logged a 9-yard catch in 38 snaps ... **vs. Idaho State (Sept. 2)** ... Came off the bench against Idaho State on Sept. 2 and played in 29 total snaps ... Caught his lone target for two yards ... **vs. UCLA (Sept. 9)** ... Did not play against UCLA on Sept. 9 ... **at No. 16/17 Oregon State (Sept. 16)** ... Enjoyed a career game at No. 16/17 Oregon State on Sept. 16 ... Recorded a career-high six catches (seven targets) for a

then career-high 77 yards ... Recorded a then season long catch of 24 yards in the second quarter that led to an Aztec field goal ... Also had a 22-yard catch in the fourth quarter ... **vs. Boise State (Sept. 22)** ... Bested his career day at Oregon State with an even better game in the conference opener against Boise State on Sept. 22 ... Caught all five of his targets for a career-best 97 yards and career-best 14.4 avg. ... Caught a career-long pass of 36 yards in the third quarter that ultimately led to an Aztec touchdown ... Also had a 32-yard reception in the second quarter as part of another SDSU scoring drive ... The 97 total receiving yards is third-most by an Aztec this season ... **at Air Force (Sept. 30)** ... Made two catches on four targets at Air Force on Sept. 30 ... His two receptions went for nine yards ... His longest reception of the night was a seven-yard gain in the second quarter ... **at Hawai'i (Oct. 14)** ... Started his second straight game at Hawai'i on Oct. 14 ... Caught three of his four targets, second most on the team, for 25 yards ... His longest reception of the night was a 20-yard gain in the fourth quarter that helped lead to an Aztec touchdown ... **vs. Nevada (Oct. 21)** ... Started his third game in a row against Nevada on Oct. 21 ... Made two catches on three targets for 12 yards ... **vs. Utah State (Nov. 4)** ... Caught his first career touchdown against Utah State on Nov. 4 ... Accumulated 57 yards, second-most on the team, on four catches (14.25 avg) ... Recorded the first touchdown of his career on a 27-yard reception in the first overtime period to put the Aztecs in front.

- **2022 (Junior):** Played in 12 of the team's 13 games, making 12 catches for 166 yards (13.8 avg.) with a long of 40 ... Also returned two kicks for 47 yards (23.5 avg.) ... Played 26 snaps off the bench against Arizona on Sept. 3 without recording a catch ... Had a pair of catches for 16 yards (8.0 avg.) with a long of 11 in 35 snaps against Idaho State on Sept. 10 ... Had a 6-yard catch in 36 offensive snaps at No. 14/15 Utah on Sept. 17 ... Also returned a kick 16 yards ... Played 12 statless snaps vs. Toledo on Sept. 24, but did have a career-long 31-yard kick return ... Was unable to come up with a catch in 22 snaps at Boise State on Sept. 30 ... Had the best game of his career vs. Hawai'i on Oct. 8 with four receptions for 54 yards (13.5 avg.) and a long of 20 yards ... Three of his four catches came in the fourth quarter, including two on the game-winning drive ... Had a career-long 22-yard grab in 14 snaps off the bench at Nevada on Oct. 22 ... Played two statless snaps at Fresno State on Oct. 29 ... Made a 5-yard grab in 14 offensive snaps vs. UNLV on Nov. 5 ... Did not play against San José State on Nov. 12 ... Logged 23 statless snaps at New Mexico on Nov. 18, but was targeted twice in the game ... Made three catches for a career-high 63 yards (21.0 avg.) with a career-long grab of 40 yards in 10 snaps late vs. Air Force on Nov. 26 ... Played two statless snaps in the EasyPost Hawai'i Bowl against Middle Tennessee on Dec. 24.
- **2021 (Sophomore):** Played in five games, logging five catches for 61 yards (12.2 avg.) with a long of 20 yards ... Played 72 offensive snaps overall ... Made his collegiate debut in the opener against New Mexico State on Sept. 4, playing nine snaps without a catch ... Also played 15 statless snaps at Arizona on Sept. 11 ... Did not play against Utah on Sept. 18 ... Had his first four catches for 55 yards (13.8 avg.) with a long of 20 yards in 26 snaps vs. Towson on Sept. 25 ... Played 10 statless snaps vs. New Mexico on Oct. 9 ... Did not play at San José State (Oct. 15) or at Air Force (Oct. 23) ... Had a 6-yard catch in 12 snaps vs. Fresno State on Oct. 30 ... Did not play over the team's final six games.
- **2020 (Freshman):** Did not play or travel in the 2020 season.
- **2019 (Redshirt):** Redshirted his first season at SDSU.
- **High School:** Played his senior season at Narbonne High School and his sophomore and junior seasons at Norwalk High ... Totaled 29 career touchdowns in 28 games (according to MaxPreps), including 24 rushing scores, two kick return touchdowns, and one apiece via receiving, punt return and interception ... A consensus three-star prospect by ESPN, Rivals and 247sports ... Received an 85 grade from 247sports and a 73 by ESPN.
- **Personal:** Oldest brother, Elijah, led Idaho in rushing in his two seasons at Idaho (2014-15) and played in the NFL for Arizona (2016-18) and for the New York Giants (2018-21) ... Picked San Diego State over offers from Utah State, New Mexico and San José State ... Is majoring in business administration with an emphasis in marketing.

Penny's Career Statistics

Receiving

Season	GP	GS	Rec.	Yds.	Avg.	Long	TD
2021	5	0	5	61	12.2	20	0
2022	12	0	12	166	13.8	40	0
2023	9	4	24	290	12.1	36	1
Career	26	4	41	517	12.6	40	1

Career Highs: Receptions: 6 at No. 16/17 Oregon State (9/16/23); Receiving Yards: 97 vs. Boise State (9/22/23); Receiving Touchdowns: 1 vs. Utah State (11/4/23); Long Reception: 40 vs. Air Force (11/26/22); Kick Returns: 1 vs. Toledo (9/24/22), at No. 14/15 Utah (9/17/22); Kick Return Yards: 31 vs. Toledo (9/24/22); Long Kick Return: 31 vs. Toledo (9/24/22).

2023 Highs: Receptions: 6 at No. 16/17 Oregon State (9/16/23); Receiving Yards: 97 vs. Boise State (9/22/23); Receiving Touchdowns: 1 vs. Utah State (11/4/23); Long Reception: 36 vs. Boise State (9/22/23).

Penny's Career Game-by-Game (Only Games with Receiving Stats Listed) Receiving

Date	Opponent	GP	GS	No.	Yds.	Avg.	Lg.	TD	TD Lengths
S.25.21	Towson	1	0	4	55	13.8	20	0	
O.30.21	Fresno State*	1	0	1	6	6.0	6	0	
S.10.22	Idaho State	1	0	2	16	8.0	11	0	
S.17.22	No. 14/15 Utah	1	0	1	6	6.0	6	0	
O.8.22	Hawai'i*	1	0	4	54	13.5	18	0	
O.22.22	at Nevada*	1	0	1	22	22.0	22	0	
N.5.22	UNLV*	1	0	1	5	5.0	5	0	
N.26.22	Air Force*	1	0	3	63	21.0	40	0	
A.26.23	Ohio	1	1	1	9	9.0	9	0	
S.2.23	Idaho State	1	0	1	4	4.0	4	0	
S.16.23	at No. 16/17 OSU	1	0	6	77	12.8	24	0	
S.22.23	Boise State*	1	0	5	97	19.4	36	0	
S.30.23	at Air Force*	1	0	2	9	4.5	7	0	
O.14.23	at Hawai'i*	1	1	3	25	8.33	20	0	
O.21.23	Nevada*	1	1	2	12	6.0	12	0	
N.4.23	Utah State*								

*Bold indicates season high. * - Mountain West game.*

#32 MARCUS RATCLIFFE

Safety • TR-Fresh. • 6-2 • 210 • Chula Vista, Calif. • Cathedral Catholic HS

- **At San Diego State:** True freshman who has impressed since arriving to campus in the spring ... An athletic safety who is always around the ball ... Has been a staple in the defense, starting at the Aztec position.
- **2023 (True Freshman):** Started the first eight games to start his collegiate career, and came off the bench in the ninth ... Has 36 tackles (26 solo) this season ... Also has a pass breakup ... **vs. Ohio (Aug. 26)** ... Had one solo stop in 65 snaps as the starting 'Aztec' in the opener vs. Ohio on Aug. 26 ... Became the first true freshman to start at the signature Aztec position in SDSU's 3-3-5 defense, which started in 2009. The other true freshmen to start on defense since 2009: CB Leon McFadden (2009), S Tariq Thompson (2017), CB Noah Avinger (2021) and S CJ Baskerville (2021) ... Appeared to return an interception 100 yards for a touchdown late in the fourth quarter but the play was called back because of a roughing the passer penalty ... **vs. Idaho State (Sept. 2)** ... Led the team with a then career-high six tackles against Idaho State on Sept. 2 in just his second career game ... Played in 81 of the team's 87 snaps ... **vs. UCLA (Sept. 9)** ... Played 64 snaps against UCLA on Sept. 9, the most among all Aztec defenders ... Recorded four tackles (three solo) on the night making him one of three Aztecs with double-digit solo tackles (10) ... Also had a quarterback hurry ... **at No. 16/17 Oregon State (Sept. 16)** ... Finished second on the team in tackles at No. 16/17 Oregon State on Sept. 16 ... Set a career-best with seven tackles on the afternoon, four of which were solo ... **vs. Boise State (Sept. 22)** ... One of two Aztecs (Cedarius Barfield) to play every defensive snap in the conference opener against Boise State on Sept. 22 ... It marks the first time this season, any Aztec defender has played every snap ... Totaled three tackles (one solo) ... **at Air Force (Sept. 30)** ... Logged 30 defensive snaps, his lowest amount of the season, at Air Force on Sept. 30 ... Had five tackles (three solo) ... Recorded his first career tackle for loss, for four yards, on Air Force's first drive of the night ... **at Hawai'i (Oct. 14)** ... Played all but three snaps at Hawai'i on Oct. 14 ... Led the team in tackles for the second time this season, finishing with six tackles (all solo), one shy of his career-high six ... **vs. Nevada (Oct. 21)** ... Played 44 defensive snaps in a start against Nevada on Oct. 21 ... Recorded three tackles (one solo) ... **vs. Utah State (Nov. 4)** ... Came off the bench against Utah State on Nov. 4 ... Made two tackles (one solo) ... His assisted tackle was a tackle for loss.
- **High School:** Earned three letters at nearby Cathedral Catholic High School in Chula Vista, California ... Will join three current Aztecs who attended Cathedral Catholic, including offensive lineman Rambo Mageo, quarterback DJ Ralph and running back Lucky Sutton ... The Dons were 12-2 in 2021 and captured the state championship ... Was at three-time first-team all-league selection at defense and once at offense ... Also was all-CIF ... Was a 2-Way Player of the Year nominee ... Also competes on the basketball team and on the track & field squad ... Is a scholar-athlete ... A consensus three-star recruit by 247sports (safety), Rivals (defensive

back) and ESPN (outside linebacker) ... Received a 247sports composite rating of 86.56 by 247sports ... Received a scout grade of 87 from 247sports and 75 from ESPN.

- **Personal:** Selected the Aztecs over offers from Brigham Young, Arizona, California, Colorado, Air Force and Utah State.

Ratcliffe's Career Statistics

Season	GP	GS	UA	A	TT	TFL	Sk	Int.	PBU	FF	FR
2023	9	9	26	10	36	1.5	0.0	0	1	0	0
Career	9	9	26	10	36	1.5	0.0	0	1	0	0

Career/2023 Highs: Tackles: 6 at Hawai'i (10/14/23), at No. 16/17 Oregon State (9/16/23), vs. Idaho State (9/2/23); Tackles For Loss: 1.0 at Air Force (9/30/23).

Ratcliffe's Career Game-by-Game

Date	Opponent	GP	GS	UA	A	TT	TFL	Sk.	Int.	PBU	FF	FR
A.26.23	Ohio	1	1	1	0	1	0.0	0.0	0	0	0	0
S.2.23	Idaho State	1	1	6	0	6	0.0	0.0	0	0	0	0
S.9.23	UCLA	1	1	3	1	4	0.0	0.0	0	0	0	0
S.16.23	at No. 16/17 OSU	1	1	4	2	6	0.0	0.0	0	0	0	0
S.22.23	Boise State*	1	1	1	2	3	0.0	0.0	0	0	0	0
S.30.23	at Air Force*	1	1	3	2	5	1.0	0.0	0	0	0	0
O.14.23	at Hawai'i*	1	1	6	0	6	0.0	0.0	0	0	0	0
O.21.23	Nevada*	1	1	1	2	3	0.0	0.0	0	0	0	0
N.4.23	Utah State*	1	0	1	1	2	0.5	0.0	0	1	0	0

*Bold indicates season high. * - Mountain West game.*

#81 MARK REDMAN

Tight End • Senior • 6-6 • 255 • Newport Beach, Calif. • Washington

- **At San Diego State:** Joined the Aztecs in the spring of 2022 after spending his first two seasons at Washington ... Athletic body with a ton of potential ... Enters the season as the projected starting tight end ... Has all five of his touchdown catches over the last 14 games.
- **2023 (Senior):** Has been named to the John Mackey Award Watch List for the most outstanding tight end for a second straight season ... Has also been named a preseason first-team all-Mountain West selection by the league's media, Phil Steele Magazine and Athlon Sports ... Is the first SDSU tight end to earn preseason all-MW honors from the league's media since David Wells in 2017 and just the second since 2012 ... Also is a second-team pick by Lindy's Sports ... Is listed as the 42nd draft-eligible tight end by Phil Steele Magazine ... Through eight starts, leads the team with 27 catches and three receiving touchdowns while his 286 yards is third-most ... Has multiple receptions eight of the nine games this season ... Played 584 of 589 offensive snaps this season ... Among tight ends in the country this year, ranks in a tie for 15th in receptions (27, 3rd in MW), tied for 20th in receiving touchdowns (3, 3rd in MW) and 26th in receiving yards (286, 2nd in MW) ... **vs. Ohio (Aug. 26)** ... Had a big game against Ohio in the opener on Aug. 26, catching five passes for 62 yards and two touchdowns ... Became just the third Aztec tight end since at least 1996 with two touchdown catches in a game, joining Gavin Escobar (three games from 2011-12) and Kahale Warring (at Nevada in 2018) ... Became the first Aztec tight end with two touchdown catches in a season opener and the seventh overall player (the other six were all wide receivers) ... Was named the team's offensive player of the game ... **vs. Idaho State (Sept. 2)** ... Made his second straight start to begin the season against Idaho State on Sept. 2, playing all 73 offensive snaps ... Was targeted twice, making both catches for eight total yards ... Also recorded his first career kickoff return, running it back for 16 yards ... **vs. UCLA (Sept. 9)** ... Played all 72 offensive snaps against UCLA on Sept. 9 ... Caught five of his eight targets for 32 yards with a long of nine ... His five receptions matches his season and career highs ... **at No. 16/17 Oregon State (Sept. 16)** ... Had a tremendous day at No. 16/17 Oregon State on Sept. 16 ... Recorded a career-high 77 receiving yards on four catches, tied for the most yards by an Aztec this season ... Recorded a career long catch of 29 yards on San Diego State's last drive of the game ... Also had a 24-yard reception in the first quarter that ultimately led to an Aztec field goal attempt ... Played all 67 offensive snaps ... **vs. Boise State (Sept. 22)** ... Played every offensive snap in the conference opener against Boise State on Sept. 22 ... Reeled in two of his three targets for 29 total yards ... His long of 15 came on the final Aztec drive that led to a touchdown and a three-point deficit in the final minutes of the game ... Also played on special teams ... **at Air Force (Sept. 30)** ... Played every offensive snap and special teams at Air Force on Sept. 30 ... Led the team in receiving with two catches for 27 yards ... Longest reception of the game was a 21-yard reception on the first play of the game ... His second catch came on the second

Aztec drive of the game that led to the first score of the night ... **at Hawai'i (Oct. 14)** ... Caught three of his four targets at Hawai'i on Oct. 14 ... Totaled 21 yards, including a 13-yard gain on a third quarter drive that ended with an Aztec field goal ... **vs. Nevada (Oct. 21)** ... Targeted just once against Nevada on Oct. 21 ... **vs. Utah State (Nov. 4)** ... Scored his third touchdown of the season against Utah State on Nov. 4 ... Totaled 44 yards on five catches (8.8 avg) ... His five receptions matches his career-high ... Scored the fifth TD of his career on the second play of the second quarter on a nine-yard reception to open the scoring ... Also Had a nine-yard reception on the final Aztec drive of the fourth quarter leading to the game-tying field goal.

- **2022 (Junior):** Was named a second-team all-Mountain West selection by the league's head coaches and media ... Also was a first-team selection by Phil Steele Magazine and an honorable-mention selection by College Football Network ... Was named to the John Mackey Award Watch list for the most outstanding tight end ... Also was a preseason first-team all-Mountain West selection by Phil Steele Magazine ... Had 21 catches for 233 yards (11.1 avg.) with two touchdowns on the season in 12 starts (13 games played) with a long catch of 28 yards ... Among Mountain West tight ends, ranked second in yards per reception (11.1, min. 20 rec.), third in yards (233), and tied for fourth in receptions (21) and touchdowns (2) ... Came up with a 15-yard catch in his first start with the Aztecs across 53 snaps vs. Arizona on Sept. 3 ... Made a 4-yard grab in 54 snaps and a start vs. Idaho State on Sept. 10 ... Played 50 statless snaps in a start at No. 14/15 Utah on Sept. 17 ... Had a team-high four receptions for 19 yards (4.8 avg.) with a long of 10 yards in a start against Toledo on Sept. 24, playing all 59 snaps in the game ... Was unable to record a stat in 52 snaps in a start at Boise State on Sept. 30 ... Made an 8-yard catch in 56 offensive snaps against Hawai'i on Oct. 8 ... Had a pair of catches for 34 yards, including a 21-yard grab, in a start and 56 snaps at Nevada on Oct. 22 ... Started again at Fresno State without making a catch in two targets, playing 60 of the team's 63 snaps ... Did jump on a Tyrell Shavers fumble to keep the Aztecs with the ball ... Had three catches for a then career-high 39 yards (13.0 avg.) and his first career touchdown in a start and 62 snaps against UNLV on Nov. 5 ... The 24-yard touchdown put the Aztecs up, 14-0, with 10:55 remaining in the third quarter and proved to be the game-winning score ... The 24-yard catch was also a career long ... Made a 5-yard grab in another start vs. San José State on Nov. 12 across 57 offensive snaps ... Had career highs of five catches and 66 yards (13.2 avg.) in 56 offensive snaps in a start at New Mexico on Nov. 18, including a career-long 28-yard grab ... Made a pair of catches for 34 yards (17.0 avg.) with a long of 28 yards vs. Air Force in 31 snaps off the bench vs. Air Force on Nov. 26 ... It was the first time he did not start on the season (because of Senior Night) ... The 28-yard catch tied a career long ... Had a 9-yard touchdown catch against Middle Tennessee in the EasyPost Hawai'i Bowl on Dec. 24, playing 62 of 76 snaps ... The touchdown put the Aztecs up, 7-0, and was his second of the season (and career).
- **At Washington (2020-21):** Spent the last two seasons at Washington with fellow incoming transfer Cooper McDonald ... Played in all 16 games over his two seasons with the Huskies with one start ... Played in all 12 games in 2021 with one start (at Colorado) ... Had one catch for five yards, which came in a 31-24 overtime win over California ... Enrolled at UW for the spring 2020 season ... Played all four games in 2020 without recording a stat.
- **High School:** Earned three letters for Corona del Mar High School in Newport Beach, Calif. ... Played in 50 games over his career, making 149 catches for 1,832 yards and 25 touchdowns ... Captained the 2019 squad to a 35-27 win over Serra in the Division 1A CIF State Championship ... Corona del Mar ended up 16-0 in the 2019 campaign and also won the Division 3 CIF Southern title ... Was named to the 2019 all-CIF Southern Section Division 3 team ... Logged 72 catches for 979 yards and 13 touchdowns as a senior ... Made 54 receptions for 598 yards and nine scores as a junior, and 23 catches for 255 yards and three more touchdowns as a sophomore ... Was an all-CIF-SS Division 4 first-team selection and a first-team all-league pick as a junior ... Was a four-star recruit out of high school by both 247sports and Rivals, and a three-star recruit by ESPN ... Received a grade of 91 by 247sports and 79 by ESPN ... Ranked by 247Sports as the No. 15 tight end in the country and No. 44 recruit in California ... Was listed as the No. 249 overall recruit and No. 7 tight end in the country, as well as the No. 24 player in his state, by Rivals ... ESPN listed him as the nation's No. 10 "tight end-Y" recruit ... Named to the Tacoma News-Tribune's "Western 100."
- **Personal:** Picked Washington out of high school over offers from San Diego State, Alabama, Georgia, LSU, Michigan, Ohio State, Penn State, Wisconsin, Texas A&M, USC, UCLA, Arizona, Boise State, California, Colorado, Utah State, Colorado State and Yale.

Redman's Career Statistics

Receiving	^ at Washington						
Season	GP	GS	Rec.	Yds.	Avg.	Long	TD
2020^	4	0	0	0	0.0	0	0
2021^	12	1	1	5	5.0	5	0
2022	13	12	21	233	11.1	28	2
2023	9	9	27	286	10.6	29	3
Career	38	22	49	524	10.7	29	5

Career Highs: Receptions: 5, four times; Receiving Yards: 77 at No. 16/17 Oregon State (9/16/23); Receiving Touchdowns: 2 vs. Ohio (8/26/23); Long Reception: 29 at No. 16/17 Oregon State (9/16/23); Kick Returns: 1 vs. Idaho State (9/2/23); Long Kick Return: 16 vs. Idaho State (9/2/23).

2023 Highs: Receptions: 5 vs. Utah State (11/4/23), vs. UCLA (9/9/23), vs. Ohio (8/26/23); Receiving Yards: 77 at No. 16/17 Oregon State (9/16/23); Receiving Touchdowns: 2 vs. Ohio (8/26/23); Long Reception: 29 at Oregon State (9/16/23); Kick Returns: 1 vs. Idaho State (9/2/23); Long Kick Return: 16 vs. Idaho State (9/2/23).

Redman's Career Game-by-Game (Receiving Stats + SDSU Games)

Date	Opponent	GP	GS	No.	Yds.	Avg.	Lg.	TD	TD Lengths
S.25.21	CaliforniaS	1	0	1	5	5.0	5	0	
S.3.22	Arizona	1	1	1	15	15.0	15	0	
S.10.22	Idaho	1	1	1	4	4.0	4	0	
S.17.22	at No. 14/15 Utah	1	1	0	0	0.0	0	0	
S.24.22	Toledo	1	1	4	19	4.8	10	0	
S.30.22	at Boise State	1	1	0	0	0.0	0	0	
O.8.22	Hawai'i*	1	1	1	8	8.0	0	0	
O.22.22	at Nevada*	1	1	2	34	17.0	21	0	
O.29.22	at Fresno State*	1	1	0	0	0.0	0	0	
N.5.22	UNLV*	1	1	3	39	13.0	24	1	24
N.12.22	San José State*	1	1	1	5	5.0	5	0	
N.18.22	at New Mexico*	1	1	5	66	13.2	28	0	
N.26.22	Air Force*	1	0	2	34	17.0	28	0	
D.24.22	vs. Middle Tennessee^	1	1	1	9	9.0	9	1	9
A.26.23	Ohio	1	1	5	62	12.4	23	2	13, 4
S.2.23	Idaho State	1	1	2	8	4.0	7	0	
S.9.23	UCLA	1	1	5	32	6.4	9	0	
S.16.23	at No. 16/17 OSU	1	1	4	77	19.3	29	0	
S.22.23	Boise State*	1	1	2	29	14.5	15	0	
S.30.23	at Air Force*	1	1	2	27	13.5	21	0	
O.14.23	at Hawai'i*	1	1	3	21	7.0	13	0	
O.21.23	Nevada*	1	1	0	0	0.0	0	0	
N.4.23	Utah State*								

*Bold indicates season high. S - Pac-12 game. * - Mountain West game. ^ - 2022 EasyPost Hawai'i Bowl (Clarence T.C. Ching Athletics Complex; Honolulu, Hawaii).*

#83 MEKHI SHAW (mah-KYE)

WR • Junior • 5-10 • 190 • San Diego, Calif. • Scripps Ranch HS

- **At San Diego State:** Former walk-on, who came to the Aztecs in the fall 2020, working with the cornerbacks ... Made the move to wide receiver in the 2021 spring campaign ... Runs good routes ... Has nice hands ... Earned a scholarship before practice on Nov. 21, 2022 ... Enters the season as the starting 'F' receiver ... Also is expected to return punts and can hold for PATs and field goals.
- **2023 (Junior):** Has been named a preseason fourth-team all-Mountain West selection by Athlon Sports ... Has 21 catches for a team-leading 305 yards (14.5 avg.) with two touchdowns in six starts ... Has played 336 offensive snaps, second-most among Aztec wide-outs despite missing three games ... Also has 11 punt returns for 81 yards (7.4 avg.) with a long of 15 yards, and has returned one punted kickoff for nine yards ... Ranks third in the Mountain West in punt return average (7.36, 35th in FBS), tied for fourth in total punt returns (11, T-38th in FBS), sixth in punt return yards (81, T-64th in FBS) and ninth in yards per reception (14.52) ... vs. Ohio (Aug. 26) ... Caught two passes for 26 yards (13.0 avg.) in a start vs. Ohio in the opener on Aug. 26 with a long of 22 yards ... Played in 56 of the team's 61 offensive snaps ... Also started as the team's punt returner but fair caught three punts ... vs. Idaho

State (Sept. 2) ... Played 65 snaps in a start against Idaho State on Sept. 2, making two catches for 24 yards ... Also had two punt returns for 17 yards (8.5 avg.) with a long of 11 yards, and returned one punted kickoff for nine yards ... **vs. UCLA (Sept. 9) ...** Was on the field for 50 snaps against UCLA on Sept. 9 ... Scored the lone touchdown of the night, a 21-yard score to tie the game near the end of the first quarter, and his fourth career TD ... Led the offense with a season-high five receptions and 54 receiving yards, after entering the game with just four catches for 50 yards ... Also had a pair of punt returns for a total of 15 yards, which included a career long 15 yard return ... **at No. 16/17 Oregon State (Sept. 16) ...** Was a late scratch from the travel roster to Oregon State due to injury ... **vs. Boise State (Sept. 22) ...** Missed the conference opener against Boise State on Sept. 22 due to injury ... **at Air Force (Sept. 30) ...** Returned to the Aztec lineup at Air Force on Sept. 30, but only played on special teams ... Was the starting punt returner, calling fair catch on the lone Air Force punt of the night ... **at Hawai'i (Oct. 14) ...** Returned to the starting lineup as a receiver at Hawai'i on Oct. 14 ... Named the team's offensive player of the game ... Turned in one of the best performances of his career, recording a career-high seven catches for a career-high 126 yards ... It is the second 100-yard receiving game of his career and second by an Aztec this season ... His touchdown came on a career-long 69-yard reception in the fourth quarter ... Also had a 30-yard reception in the first quarter that led to the first Aztec touchdown of the night ... Returned one punt for 14 yards, the second longest return of his career ... Accumulated a career-high 140 all-purpose yards ... **vs. Nevada (Oct. 21) ...** Recorded one catch for 19 yards against Nevada on Oct. 21 ... Had two targets total ... **vs. Utah State (Nov. 4) ...** Logged 86 all-purpose yards against Utah State on Nov. 4 ... As a receiver, totaled 56 yards on four catches (six targets) ... Had two catches 43 yards on SDSU's fourth quarter scoring drive that made it a three-point game ... His 24-yard reception was the longest by an Aztec in the game ... Also made a career-high four punt returns for a career-best 30 yards ... Had a game-long of 13 yards.

- **2022 (Sophomore):** Had a breakout season, ultimately earning a scholarship on Nov. 21 ... Was named the team's most inspirational player and the offensive freshman of the year at the team's banquet ... Started four of the team's 13 games and has played in all 13, making 29 catches for 349 yards (12.0 avg.) and three touchdowns in 367 offensive snaps ... Added two carries for seven yards (3.5 avg.) ... Also had five tackles (four solo) on special teams and recovered a fumble ... Earned his second career start in the opener against Arizona on Sept. 3, logging 18 statless snaps ... Also had a special teams tackle ... Earned his second straight start against Idaho State on Sept. 10, where he made a 7-yard reception in 25 snaps ... Came off the bench for 13 statless offensive snaps at No. 14/15 Utah on Sept. 17 ... Also logged two tackles (one solo) on special teams and recovered a fumbled punt, which led to SDSU's lone touchdown of the game ... Had two catches for 21 yards (10.5 avg.) and a long of 16 yards in 22 snaps vs. Toledo on Sept. 22 ... Earned the start at Boise State on Sept. 30 without recording a stat in just nine snaps ... Had a big game against Hawai'i on Oct. 8, setting career highs with four receptions and 28 yards (7.0 avg.) in 37 snaps off the bench ... Three of his four catches came on the game-winning drive ... Made a 13-yard grab in a start and 32 snaps at Nevada on Oct. 22 ... Also had a solo tackle en route to being named to the team's special teams player of the game ... Had another big game in 40 snaps off the bench at Fresno State on Oct. 29 with then career highs of five receptions and 64 yards (12.8 avg.) ... The five catches also were a team best ... Included in the five receptions was a long of 23 yards ... Made four catches for 26 yards (6.5 avg.) with a long of eight in 46 snaps in a reserve role against UNLV on Nov. 5 ... Logged five catches for 64 yards, including a 17-yard touchdown, in 40 snaps vs. San José State ... It was his second game with exactly five receptions and 64 yards, matching what he did just two weeks prior at Fresno State (Oct. 29) ... The touchdown was the first of his career ... Had a breakup game in 21 snaps off the bench at New Mexico on Nov. 18, setting career highs with six catches, 120 yards (20.0 avg.) and two touchdowns ... Became the 90th different Aztec in program history with a 100-yard receiving game ... The first touchdown was a career-long 51-yard reception to put SDSU up, 7-0 ... Also added a 30-yard catch in the second quarter which put SDSU up, 21-7 ... Had a 6-yard catch in a start against Air Force on Nov. 26 ... Logged a tackle but not catch against Middle Tennessee in the EasyPost Hawai'i Bowl on Dec. 24.
- **2021 (Freshman):** Played in 12 games with one start ... Had four catches for 42 yards (21.0 avg.) with a long catch of 15 yards, which he did twice ... Played 79 snaps overall on offense ... Also had two special teams tackles ... Made his collegiate debut in the opener against New Mexico State on Sept. 4, playing three statless snaps ... Played two offensive snaps the following game at Arizona (Sept. 11) ... Saw action in six snaps against Utah on Sept. 18 ... Earned his first career start against Towson on Sept. 25, where he made his first career two catches for 21 yards (10.5 avg.) with a long of 15 yards ... Played 11 snaps vs. New Mexico on Oct. 9 without recording a catch, but did come up with a pair of tackles on special teams ... Played on special teams at San José State on Oct. 15 ... Saw action in two snaps at Air Force (Oct. 23) ... Had another two catches late for 21 yards (10.5 avg.) against Fresno State with a long of 15 yards ...

Came in for special teams snaps at Hawai'i on Nov. 6 ... Did not play against Nevada (Nov. 13) or at UNLV (Nov. 19) ... Played on special teams against Boise State (Nov. 26) ... Came in for 18 snaps vs. Utah State in the Mountain West Championship on Dec. 4 without recording a stat ... Saw time on special teams vs. No. 24/25 UTSA in the Tropical Smoothie Frisco Bowl on Dec. 21.

- **2020 (Redshirt):** Redshirted his first season with the Aztecs while working with the cornerbacks.
- **High School:** Earned two letters at Scripps Ranch High School in San Diego ... Led the Falcons to a 12-1 record as a senior and a league title ... SRHS won its first 12 games in 2019 before falling to La Jolla HS in the San Diego Section CIF Championship ... Was a two-time all-league selection ... According to MaxPreps, totaled 20 catches for 305 yards (15.3 avg.) and three touchdowns in 2019, while making 40 tackles (24 solo) on defense with an interception and a fumble recovery ... Also played on the school's basketball team ... Was a scholar-athlete and made the all-academic team.
- **Personal:** Mekhi Shaw was born Sept. 4, 2002, in San Diego ... Son of Mike and Adria Shaw ... Also was recruited by Nevada ... Is majoring in biology.

Shaw's Career Statistics

Receiving

Season	GP	GS	Rec.	Yds.	Avg.	Long	TD
2021	12	1	4	42	10.5	15	0
2022	13	5	29	349	12.0	51	3
2023	7	6	21	305	14.5	69	2
Career	32	12	54	696	12.9	69	5

Punt Returns

Season	GP	GS	No.	Yds.	Avg.	Long	TD	All-Purpose Total Yds/Gm.
2021	12	0	0	0	0.0	0	0	42 3.5
2022	13	0	2	-3	-1.5	0	0	353 27.2
2023	7	7	11	81	7.4	15	0	395 43.9
Career	32	7	13	78	6.0	15	0	790 24.7

Career Highs: Receptions: 6 at Hawai'i (10/14/23), at New Mexico (11/18/22); Receiving Yards: 126 at Hawai'i (10/14/23); Receiving Touchdowns: 2 at New Mexico (11/18/22); Long Reception: 69 at Hawai'i (10/14/23); Punt Returns: 4 vs. Utah State (11/4/23); Punt Return Yards: 30 vs. Utah State (11/4/23); Long Punt Return: 15 vs. UCLA (9/9/23); Kick Returns: 1 vs. Idaho State (9/2/23); Kick Return Yards: 9 vs. Idaho State (9/2/23); Long Kick Return: 9 vs. Idaho State; Tackles: 2 at No. 14/15 Utah (9/17/22); All-Purpose Yards: 140 at Hawai'i (10/14/23); Fumble Recoveries: 1 at No. 14/15 Utah (9/17/22).

2023 Highs: Receptions: 6 at Hawai'i (10/14/23); Receiving Yards: 126 at Hawai'i (10/14/23); Receiving Touchdowns: 1 at Hawai'i (10/14/23), vs. UCLA (9/9/23); Long Reception: 69 at Hawai'i (10/14/23); Punt Returns: 4 vs. Utah State (11/4/23); Punt Return Yards: 30 vs. Utah State (11/4/23); Long Punt Return: 15 vs. UCLA (9/9/23); Kick Returns: 1 vs. Idaho State (9/2/23); Kick Return Yards: 9 vs. Idaho State (9/2/23); Long Kick Return: 9 vs. Idaho State; All-Purpose Yards: 140 at Hawai'i (10/14/23).

Shaw's Career Game-by-Game (Only 2021 Games with Stats Listed)

Receiving

Date	Opponent	GP	GS	No.	Yds.	Avg.	Lg.	TD	TD Lengths
S.25.21	Towson	1	1	2	21	10.5	15	0	
O.31.21	Fresno State*	1	0	2	21	10.5	15	0	
S.3.22	Arizona	1	1	0	0	0.0	0	0	
S.10.22	Idaho State	1	1	1	7	7.0	7	0	
S.17.22	at No. 14/15 Utah	1	0	0	0	0.0	0	0	
S.24.22	Toledo	1	0	2	21	10.5	16	0	
S.30.22	at Boise State*	1	1	0	0	0.0	0	0	
O.8.22	Hawai'i*	1	0	4	28	7.0	11	0	
O.22.22	at Nevada*	1	1	1	13	13.0	13	0	
O.29.22	at Fresno State*	1	0	5	64	12.8	23	0	
N.5.22	UNLV*	1	0	4	26	6.5	7	0	
N.12.22	San José State*	1	0	5	64	12.8	18	1	17
N.18.22	at New Mexico*	1	0	6	120	20.0	51	2	51, 30
N.26.22	Air Force*	1	1	1	6	6.0	6	0	
D.24.22	vs. Middle Tennessee^	1	0	0	0	0.0	0	0	
A.26.23	Ohio	1	1	2	26	13.0	22	0	

Date	Opponent	GP	GS	No.	Yds.	Avg.	Lg.	TD	TD Lengths
S.2.23	Idaho State	1	1	2	24	12.0	15	0	
S.9.23	UCLA	1	1	5	54	10.8	21	1	21
S.16.23	at No. 16/17 OSU								--- Did Not Play - Injured ---
S.22.23	Boise State*								--- Did Not Play - Injured ---
S.30.23	at Air Force*								--- Played only on Special Teams ---
O.14.23	at Hawai'i*	1	1	7	126	18.0	69	1	69
O.21.23	Nevada*	1	1	1	19	19.0	19	0	
N.4.23	Utah State*	1	1	4	56	14.0	24	0	

Punt Returns

(Only 2022 Games with a Punt Return Listed)

Date	Opponent	GP	GS	No.	Yds.	Avg.	Lg.	TD	TD Lengths
N.12.22	San José State*	1		2	-3	-1.5	0	0	
A.26.23	Ohio	1	*	0	0	0.0	0	0	
S.2.23	Idaho State	1	*	2	17	8.5	11	0	
S.9.23	UCLA	1	*	2	15	7.5	15	0	
S.16.23	at No. 16/17 OSU								--- Did Not Played - Injured ---
S.22.23	Boise State*								--- Did Not Played - Injured ---
S.30.23	at Air Force*	1	*	1	0	0.0	0	0	
O.14.23	at Hawai'i*	1	*	1	14	14.0	14	0	
O.21.23	Nevada*	1	*	2	5	2.5	4	0	
N.4.23	Utah State*	1	*	4	30	7.5	13	0	

*Bold indicates season high. * - Mountain West game. ^ - 2022 EasyPost Hawai'i Bowl (Clarence T.C. Ching Athletics Complex; Honolulu, Hawaii). GS - * in this category the player was on the field the first time San Diego State was in the kick/punt return formation.*

#7 LUCKY SUTTON

Running Back • Fr. • 6-1 • 215 • San Diego, Calif. • Cathedral Catholic High

- **At San Diego State:** A highly recruited, local product who has worked his way up the depth chart from the scout team.
- **2023 (Freshman):** Has played five games this season, all coming during conference play ... Recorded his first career touchdown on his third career rushing attempt ... Has 157 rushing yards on 30 carries for a team-high 5.2 average ... **at Hawai'i (Oct. 14)** ... Made his first touches of the season at Hawai'i on Oct. 14 ... Had seven carries for 23 yards and two touchdowns ... Scored the first touchdown, a one-yard rush, on his first carry of the season, and third of his career ... Scored his second touchdown, a two-yard rush, on his ninth career carry ... It is the third multi-rushing TD by an Aztec this season ... Recorded a career-long nine yard run on the final drive of the game ... **Named the team's Scout Player of the Week ... vs. Nevada (Oct. 21)** ... Was the lead Aztec back against Nevada on Oct. 21 ... Led the SDSU running backs with a career-high 12 carries ... Totaled a then career-high 48 yards, including a then career-long 13-yard run ... **vs. Utah State (Nov. 4)** ... Had a breakout game against Utah State on Nov. 4 ... Recorded a career-high 86 yards, the most in a single-game by an Aztec running back this year, on a team-leading 11 carries ... The 7.8 yards per carry is a new career-high ... **Posted the longest rush of the season for SDSU with a 62-yard run at the end of the first quarter ... It is also the longest run by an Aztec since Greg Bell had a 62-yard rush vs. Hawai'i on Nov. 14, 2020.**
- **2022 (Redshirt):** Only played one game, utilizing his redshirt season ... Made his collegiate debut at New Mexico on Nov. 18 ... Had two carries for eight yards with two four-yard runs.
- **High School:** Starred at nearby Cathedral Catholic High School in San Diego ... Led the Dons to a 12-2 record this past season and a state championship ... Cathedral Catholic finished fifth in the state in the final MaxPreps rankings ... Captured numerous awards including the KUSI Silver Pigskin, the Honor Bowl MVP and Holy Bowl MVP ... Also garnered first-team MaxPreps for the spring 2021 ... Ran for 3,581 yards and 44 touchdowns over his career, averaging 10.5 yards per attempt ... Ran for an amazing 2,628 yards as a senior this past season and 36 touchdowns on 232 carries, averaging 11.3 yards per attempt and 202.2 yards per game ... Broke 100 yards rushing in 12 of the team's 13 games, including 442 yards and six touchdowns on 27 rushes (16.4 avg.) in a 71-62 shootout win over Orange Lutheran in the state semifinal game on Dec. 3 ... Ran for 241 yards and a touchdown in the state championship 33-21 win over Folsom on Dec. 10 ... Had at least 200 yards in four games overall ... Had 10 games with multiple touchdowns, including five games with at least three scores, two with four and the six-touchdown game ... Also caught 13 passes for 153 yards and an additional five touchdowns ... Also competed on the track and field team ... Is a member of the Black Student Union Club ... Is a three-star recruit by 247sports with a scout grade of 88 ... Ranked

by 247sports as the 51st-best recruit in the state of California and the 48th overall running back in the country.

- **Personal:** Lucky Sutton was born June 16, 2004 in San Diego ... Son of Johnny and Le Sutton ... Picked the Aztecs over offers from Colorado State, Nevada, San Jose State, UNLV and Army West Point ... Plans to major in business.

Sutton's Career Statistics

Season	GP	Rushing					Receiving						
		GS	Att.	Yds.	TD	Lg.	Avg.	100+	No.	Yds.	Avg.	TD	Lg.
2022	1	0	2	8	0	4	4.0	0	0	0	0.0	0	0
2023	5	0	30	157	2	62	5.2	0	0	0	0.0	0	0
Career	6	0	32	165	2	62	5.1	0	0	0	0.0	0	0

Career/2023 Highs: Carries: 12 vs. Nevada (10/21/23); Rushing Yards: 86 vs. Utah State (11/4/23); Rushing Touchdowns: 2 at Hawai'i (10/14/23); Long Rush: 62 vs. Utah State (11/4/23).

Sutton's Career Game-by-Game (Only Games Played Listed)

Date	Opponent	GP	GS	Rushing			Receiving					
				Att.	Yds.	Avg.	TD	No.	Yds.	TD		
N.18.22	at New Mexico*	1	0	2	8	4.00	0	0	0	0	0	0
S.22.23	Boise State*	1	0	0	0	0.00	0	0	0	0	0	0
S.30.23	at Air Force*	1	0	0	0	0.00	0	0	0	0	0	0
O.14.23	at Hawai'i*	1	0	7	23	3.29	2	0	0	0	0	0
O.21.23	Nevada*	1	0	12	48	4.00	0	0	0	0	0	0
N.4.23	Utah State*	1	0	11	86	7.82	0	0	0	0	0	0

*Bold indicates season high. * - Mountain West game. ^ - 2022 EasyPost Hawai'i Bowl (Clarence T.C. Ching Athletics Complex; Honolulu, Hawaii).*

#10 NOAH TUMBLIN

Cornerback • Senior • 6-2 • 185 • San Diego, Calif. • Mira Mesa HS

- **At San Diego State:** Athletic cornerback, who was a dual-sport star at nearby Mira Mesa High School ... Is a speedy DB with a good first step ... Enters the weekend as the starting field cornerback ... Has played in 42 consecutive games for SDSU, the longest streak among all active Aztecs.
- **2023 (Senior):** Has 25 tackles (21 solo), two interceptions and nine pass breakups through nine games (eight starts) this season ... Is tied for 10th in FBS in total passes defended (INT + PBUs) (11, T-1st in MW), tied for 12th in total pass breakups (9, 1st in MW) and tied for 14th in passes defended per game (1.22, T-1st in MW) ... Also tied for seventh in the Mountain West in interceptions (2, T-75th in FBS) ... **vs. Ohio (Aug. 26)** ... Came up with five solo tackles and three pass breakups in just 30 snaps against Ohio off the bench on Aug. 26 ... Was named the team's defensive player of the game ... vs. Idaho State (Sept. 2) ... Started against Idaho State on Sept. 2 marking his 36th consecutive game played for San Diego State, the longest streak among current Aztecs ... Recorded his first interception of the season and second of his career ... Also made two solo tackles in his 63 defensive snaps ... **vs. UCLA (Sept. 9)** ... Logged 54 snaps against UCLA on Sept. 9 ... Recorded three tackles (two solo) on the night ... **at No. 16/17 Oregon State (Sept. 16)** ... Logged snaps in his third start of the season at No. 16/17 Oregon State on Sept. 16 ... Recorded his second interception of the season, and third of his career ... Was the Beavers' second turnover of the season ... Also had two tackles (one solo) and his fifth pass breakup of the year ... **vs. Boise State (Sept. 22)** ... Played all but three snaps in the conference opener against Boise State on Sept. 22 ... Made three solo tackles ... Tied his season-high with three pass breakups, two of which came on the same drive in the second quarter ... **at Air Force (Sept. 30)** ... Logged 31 snaps at Air Force on Sept. 30 ... Recorded four tackles (three solo) ... **at Hawai'i (Oct. 14)** ... Had two solo tackles at Hawai'i on Oct. 14 ... Recorded his conference-leading ninth pass breakup of the season ... **vs. Nevada (Oct. 21)** ... Recorded one solo tackle against Nevada on Oct. 21 ... **vs. Utah State (Nov. 4)** ... Made three tackles (two solo) against Utah State on Nov. 4.
- **2022 (Junior):** Was named a preseason fourth-team all-Mountain West selection by Phil Steele Magazine ... Had 11 tackles (eight solo), an interception and two pass breakups in the team's 13 games, starting five ... Recorded his first career interception in 25 snaps off the bench against Arizona on Sept. 3 ... Played 21 snaps vs. Idaho State on Sept. 10 without recording a stat ... Also did not record a stat in 34 defensive snaps at No. 14/15 Utah on Sept. 17 ... Earned his first start of the season against Toledo on Sept. 24 and finished with two solo tackles in 40 snaps ... Started again at Boise State on Sept. 30, registering a solo tackle and a pass

breakup in 41 snaps ... Had a solo tackle in a start and 28 snaps against Hawai'i on Oct. 8 ... Recorded a season-high four tackles (three solo) in 35 snaps in a start at Nevada on Oct. 22 ... Earned the start again at Fresno State on Oct. 29 and came up with an assisted tackle ... Played statless special teams snaps against UNLV on Nov. 5 ... Did not record a stat in 17 snaps in a reserve role vs. San José State on Nov. 12 ... Logged an assisted tackle in 18 defensive snaps at New Mexico on Nov. 18 ... Had another solo tackle in four snaps vs. Air Force on Nov. 26 ... Had a pass breakup in 10 snaps off the bench against Middle Tennessee in the EasyPost Hawai'i Bowl on Dec. 24.

- **2021 (Sophomore):** Had 32 tackles (30 solo) and seven pass breakups in 14 games this season, including eight starts ... Ranked in a tie for ninth in the MW in pass breakups (7) ... Played significant time off the bench (61 of 85 snaps) against New Mexico State on Sept. 4, recording eight solo tackles and four pass breakups after entering the game with two stops in seven career games ... The four pass breakups are tied for the fifth most in a game in FBS in 2021 and tied for the eighth most in a game in school history (an Aztec has only recorded games with at least four PBUs 15 times in program history) ... Led the team in tackles for the first time of his career ... Earned his first career start at Arizona on Sept. 11, making one solo tackle in 39 snaps ... Started again vs. Utah on Sept. 18, recording five tackles (four solo) while playing 88 of the team's 93 defensive snaps ... Came up with four solo tackles in another start against Towson on Sept. 25, playing 55 of the team's 60 snaps ... Logged an assisted tackle in 35 snaps in a start against New Mexico on Oct. 9 ... Came up with a pair of solo tackles in a start and 71 snaps at San José State on Oct. 15 ... Registered one tackle in nine tackles off the bench at Air Force on Oct. 23 ... Had two solo tackles and a pass breakup in 44 snaps off the bench against Fresno State on Oct. 30 ... Earned the start at Hawai'i on Nov. 6, making one solo tackle in 39 snaps ... Came up with five tackles (all solo), including two pass breakups, in 57 snaps in a start against Nevada on Nov. 13 ... Did not record a stat in 20 defensive snaps at UNLV on Nov. 19 ... Played 13 statless snaps off the bench against Boise State on Nov. 26 ... Played four snaps without recording a stat vs. Utah State on Dec. 4 in the Mountain West Championship game ... Had two solo tackles in a start in seven snaps against No. 24/25 UTSA in the Tropical Smoothie Frisco Bowl on Dec. 21.
- **2020 (Freshman):** Played in seven games, mainly on special teams ... Recorded two solo tackles ... Was on the travel squad for the opener against UNLV on Oct. 24 but did not play ... Made his collegiate debut the following week at Utah State (Oct. 31) without recording a stat ... Also logged statless time on special teams in each of the next three games ... Recorded his first career tackle Nov. 28 on special teams at Colorado ... Also had a tackle in the next game vs. Colorado State on Dec. 5 ... Logged statless time on special teams in the finale at No. 14/16 Brigham Young on Dec. 12.
- **2019 (Redshirt):** Redshirted his first season on The Mesa.
- **High School:** Played three seasons at nearby Mira Mesa High School ... According to MaxPreps, as a dual-threat quarterback, was 314-for-536 for 4,589 yards and 40 touchdowns against just 11 interceptions, while running for 1,891 yards and 23 touchdowns on 281 carries (6.7 avg.) ... Best season statistically in 2018, where he led the Marauders to a 10-3 overall record, going 111-for-176 (63.1 pct.) for 1,865 yards and 20 touchdowns with just one interception ... Also rushed for 966 yards and 15 touchdowns on 176 carries (5.5 avg.) ... A three-star recruit by 247sports as a dual-threat quarterback with a scout grade of 81, and a two-star dual-threat quarterback by Rivals ... Also was a star point guard on the Mira Mesa basketball team.
- **Personal:** Noah B Tumblin was born April 4, 2001 in San Diego ... Son of Jesse and Nikya Tumblin ... Chose San Diego State over offers from Brigham Young, Cal Poly and San Diego ... Is majoring in communication.

Tumblin's Career Statistics

Season	GP	GS	UA	A	TT	TFL	Sk	Int.	PBU	FF	FR
2020	7	0	2	0	2	0.0	0.0	0	0	0	0
2021	14	8	30	2	32	0.0	0.0	0	7	0	0
2022	13	5	8	3	11	0.0	0.0	1	2	0	0
2023	9	8	21	4	25	0.0	0.0	2	9	0	0
Career	43	21	61	9	70	0.0	0.0	3	18	0	0

Career Highs: Tackles: 8 vs. New Mexico State (9/4/21); Interceptions: 1 at No. 16/17 Oregon State (9/16/23), vs. Idaho State (9/2/23), vs. Arizona (9/3/22); Pass Breakups: 4 vs. New Mexico State (9/4/21).

2023 Highs: Tackles: 5 vs. Ohio (8/26/23); Interceptions: 1 at No. 16/17 Oregon State (9/16/23), vs. Idaho State (9/2/23); Pass Breakups: 3 vs. Boise State (9/22/23), vs. Ohio (8/26/23).

Tumblin's Career Game-by-Game

Date	Opponent	GP	GS	UA	A	TT	TFL	Sk.	Int.	PBU	FF	FR
0.24.20	UNLV*	--- Did Not Play ---										
0.31.20	at Utah State*	1	0	0	0	0	0.0	0.0	0	0	0	0
N.6.20	San José State*	1	0	0	0	0	0.0	0.0	0	0	0	0
N.14.20	Hawai'i*	1	0	0	0	0	0.0	0.0	0	0	0	0
N.21.20	at Nevada*	1	0	0	0	0	0.0	0.0	0	0	0	0
N.28.20	at Colorado	1	0	1	0	1	0.0	0.0	0	0	0	0
D.5.20	Colorado State*	1	0	1	0	1	0.0	0.0	0	0	0	0
D.12.20	at No. 14/16 Brigham Young	1	0	0	0	0	0.0	0.0	0	0	0	0
S.4.21	New Mexico State	1	0	8	0	8	0.0	0.0	0	4	0	0
S.11.21	at Arizona	1	1	1	0	1	0.0	0.0	0	0	0	0
S.18.21	Utah	1	1	4	1	5	0.0	0.0	0	0	0	0
S.25.21	Towson	1	1	4	0	4	0.0	0.0	0	0	0	0
0.9.21	New Mexico*	1	1	0	1	1	0.0	0.0	0	0	0	0
0.15.21	at San José State*	1	1	2	0	2	0.0	0.0	0	0	0	0
0.23.21	at Air Force*	1	0	1	0	1	0.0	0.0	0	0	0	0
0.30.21	Fresno State*	1	0	2	0	2	0.0	0.0	0	1	0	0
N.6.21	at Hawai'i*	1	1	1	0	1	0.0	0.0	0	0	0	0
N.13.21	Nevada*	1	1	5	0	5	0.0	0.0	0	2	0	0
N.19.21	at UNLV*	1	0	0	0	0	0.0	0.0	0	0	0	0
N.26.21	Boise State*	1	0	0	0	0	0.0	0.0	0	0	0	0
D.4.21	Utah State!	1	0	0	0	0	0.0	0.0	0	0	0	0
D.21.21	vs. No. 24/25 UTSA%	1	1	2	0	2	0.0	0.0	0	0	0	0
S.3.22	Arizona	1	0	0	0	0	0.0	0.0	1	0	0	0
S.10.22	Idaho State	1	0	0	0	0	0.0	0.0	0	0	0	0
S.17.22	at No. 14/15 Utah	1	0	0	0	0	0.0	0.0	0	0	0	0
S.24.22	Toledo	1	1	2	0	2	0.0	0.0	0	0	0	0
S.30.22	at Boise State*	1	1	1	0	1	0.0	0.0	0	1	0	0
0.8.22	Hawai'i*	1	1	1	0	1	0.0	0.0	0	0	0	0
0.22.22	at Nevada*	1	1	3	1	4	0.0	0.0	0	0	0	0
0.29.22	Fresno State*	1	1	0	1	1	0.0	0.0	0	0	0	0
N.5.22	UNLV*	1	0	0	0	0	0.0	0.0	0	0	0	0
N.12.22	San José State*	1	0	0	0	0	0.0	0.0	0	0	0	0
N.18.22	at New Mexico*	1	0	0	1	1	0.0	0.0	0	0	0	0
N.26.22	Air Force*	1	0	1	0	1	0.0	0.0	0	0	0	0
D.24.22	vs. Middle Tennessee^	1	0	0	0	0	0.0	0.0	0	1	0	0
A.26.23	Ohio	1	0	5	0	5	0.0	0.0	0	3	0	0
S.2.23	Idaho State	1	1	2	0	2	0.0	0.0	1	1	0	0
S.9.23	UCLA	1	1	2	1	3	0.0	0.0	0	0	0	0
S.16.23	at No. 16/17 OSU	1	1	1	1	2	0.0	0.0	1	1	0	0
S.22.23	Boise State*	1	1	3	0	3	0.0	0.0	0	3	0	0
S.30.23	at Air Force*	1	1	3	1	4	0.0	0.0	0	0	0	0
0.14.23	at Hawai'i*	1	1	2	0	2	0.0	0.0	0	1	0	0
0.21.23	Nevada*	1	1	1	0	1	0.0	0.0	0	0	0	0
N.4.23	Utah State*	1	1	2	1	3	0.5	0.0	0	0	0	0

*Bold indicates season high. * - Mountain West game. ! - 2021 Mountain West Championship (Dignity Health Sports Park; Carson, Calif.). % - 2021 Tropical Smoothie Frisco Bowl (Toyota Stadium; Frisco, Texas). ^ - 2022 EasyPost Hawai'i Bowl (Clarence T.C. Ching Athletics Complex; Honolulu, Hawaii).*

#63 ROSS ULUGALU-MASEULI (oo-loo-gaw-loo mah-SOO-lee)

Right Guard • Soph. • 6-4 • 315 • San Diego, Calif. • Mater Dei HS

- **At San Diego State:** Talented young offensive lineman who started the 2022 season at right guard despite playing just two games in 2021 ... Enters the weekend as the projected starting center.
- **2023 (Sophomore):** Has been named to the 2023 watch list for the Polynesian College Football Player of the Year Award, which is presented annually to the most outstanding college football player of Polynesian ancestry that epitomizes great ability and integrity ... Has started all nine games this season at center and is one of two Aztecs to play all 589 offensive snaps ... **vs. Ohio (Aug. 26)** ... Earned the start at center against Ohio in the opener on Aug. 26 ... It was his third position he has started on the offensive line after entering with five starts at right guard and one at left guard ... **at No. 16/17 Oregon State (Sept. 16)** ... Made the

10th start of his career (fourth at center) at No. 16/17 Oregon State on Sept. 16.

- **2022 (Freshman):** Started and played in the team's first three games of the season at right guard before missing the next three with an injury, returning to play Oct. 22 at Nevada ... Then started at Fresno State on Oct. 29, vs. UNLV on Nov. 5 and against Middle Tennessee on Dec. 24, giving him six starts for the season ... Earned the start at right guard against Arizona on Sept. 3 in just the third game of his career ... Also started against Idaho State (Sept. 10) and at No. 14/15 Utah (Sept. 17) ... Did not dress against Toledo on Sept. 24, at Boise State on Sept. 30 or vs. Hawai'i on Oct. 8 because of an injury ... Returned to play 51 offensive snaps off the bench at Nevada on Oct. 22 ... Started and played all 63 snaps at Fresno State on Oct. 29 ... Started again vs. UNLV on Nov. 5 ... Did not play vs. San José State on Nov. 12, again at New Mexico on Nov. 18 or vs. Air Force on Nov. 26 ... Returned to start and play all 76 snaps at left guard against Middle Tennessee in the EasyPost Hawai'i Bowl on Dec. 24.
- **2021 (Redshirt):** Played in a pair of games to end the season, logging time against Utah State on Dec. 4 in the Mountain West Championship game and seeing snaps vs. No. 24/25 UTSA in the Tropical Smoothie Frisco Bowl.
- **High School:** Played his senior season in the spring at powerhouse Mater Dei High School in Santa Ana, Calif., helping the Monarchs to a perfect 5-0 record ... Also prepped at JSerra Catholic High School in San Juan Capistrano, Calif., in 2019 and Cathedral Catholic High School in San Diego, Calif., in 2018 ... Helped Cathedral Catholic HS to a 12-2 record and league title (4-0) as a sophomore ... Was a three-star recruit by Rivals, 247sports and ESPN ... Received a scout grade of 84 by 247spots and 76 from ESPN ... Ranked 77th talent-rich California according to ESPN and 84th by 247sports.
- **Personal:** Ross Ulugalu-Maseuli was born Nov. 2, 2002, in La Mesa, Calif. ... Son of Faustina Maseuli ... Picked San Diego State over numerous offers, including Alabama, Michigan, USC, Oregon, Miami, Washington State, Arizona, Kansas, Fresno State and Hawai'i.

Ulugalu-Maseuli's Career Statistics

Season	GP	GS
2021	2	0
2022	7	6
2023	9	9
Career	18	15

Ulugalu-Maseuli's Career Game-by-Game (Games Played Only)

Date	Opponent	GP	GS/POS
D.4.21	Utah State!	1	
D.21.21	vs. No. 24/25 UTSA%	1	
S.3.22	Arizona	1	RG
S.10.22	Idaho State	1	RG
S.17.22	at No. 14/15 Utah	1	RG
S.24.22	Toledo	--- DNP - Inj. ---	
S.30.22	at Boise State*	--- DNP - Inj. ---	
0.8.22	Hawai'i*	--- DNP - Inj. ---	
0.22.22	at Nevada*	1	
0.29.22	at Fresno State*	1	RG
N.5.22	UNLV*	1	RG
N.12.22	San José State*	--- DNP - Inj. ---	
N.18.22	at New Mexico*	--- DNP - Inj. ---	
N.26.22	Air Force*	--- DNP - Inj. ---	
D.24.22	vs. Middle Tennessee^	1	LG
A.26.23	Ohio	1	C
S.2.23	Idaho State	1	C
S.9.23	UCLA	1	C
S.16.23	at No. 16/17 Oregon State	1	C
S.22.23	Boise State*	1	C
S.30.23	at Air Force*	1	C
0.14.23	at Hawai'i*	1	C
0.21.23	Nevada*	1	C
N.4.23	Utah State*	1	C

** - Mountain West game. ! - 2021 Mountain West Championship (Dignity Health Sports Park; Carson, Calif.). % - 2021 Tropical Smoothie Frisco Bowl (Toyota Stadium; Frisco, Texas). ^ - 2022 EasyPost Hawai'i Bowl (Clarence T.C. Ching Athletics Complex; Honolulu, Hawaii).*

#14 PHILLIPPE WESLEY (fuh-leap)

WR • Soph. • 6-0 • 190 • Grandview, Mo. • St. Bernard HS (Calif.)

- **At San Diego State:** Is coming off a great fall camp ... Had made a big leap and appears to be ready to start at the 'Z' receiver, but suffered an injury late in camp.
- **2023 (Sophomore):** Has six games played with two starts logging 86 offensive snaps ... Has four catches for 47 yards and a long of 17 yards ... **vs. UCLA (Sept. 9)** ... Made his first collegiate start and season debut against UCLA on Sept. 9 ... Set career-highs in receptions (two), receiving yards (26), and reception long (16) ... Entered the game with just one reception for nine yards in his career ... **at No. 16/17 Oregon State (Sept. 16)** ... Made his second start at No. 16/17 Oregon State on Sept. 16, totaling 24 snaps ... Matched his career-high with two receptions, totaling 22 yards ... Had a career-long catch of 17 yards in the fourth quarter ... **vs. Boise State (Sept. 22)** ... Played two statless snaps in the conference opener against Boise State on Sept. 22 ... **at Air Force (Sept. 30)** ... Logged one statless offensive snap at Air Force on Sept. 30 ... **at Hawai'i (Oct. 14)** ... Did not travel for the game at Hawai'i on Oct. 14 ... **vs. Nevada (Oct. 21)** ... Logged eight statless offensive snaps and played on special teams against Nevada on Oct. 21 ... **vs. Utah State (Nov. 4)** ... Played just one statless snap against Utah State on Nov. 4.
- **2022 (Freshman):** Caught one pass for nine yards, playing in three games ... Played in just nine snaps on the season ... Did not play in the opener against Arizona on Sept. 3 ... Played four snaps against Idaho State on Sept. 10 without recording a stat ... Caught a 9-yard pass in just two snaps at No. 14/15 Utah on Sept. 17 ... Also played three snaps at New Mexico on Nov. 18.
- **2021 (Redshirt):** Redshirted his first season with the Aztecs.
- **High School:** Did not play his final year at St. Bernard High School, where the Vikings' 2020 football schedule was postponed to the spring 2021 due to the COVID-19 pandemic ... Won three letters at Bishop Miege High in Overland Park, Kan. ... Played wide receiver and cornerback, helping the Stags capture three straight Kansas Division 4A state championships from 2017-19 ... Was part of a prolific offense that outscored the opposition by an average score of 59-15 in 15 state playoff games during that span, according to MaxPreps ... Also played baseball at Bishop Miege High ... Was rated a three-star recruit by 247Sports and ESPN and was regarded as a two-star prospect by Rivals ... Received a scout grade of 86 by 247Sports and a 75 by ESPN.
- **Personal:** Phillippe Jabbar Wesley II was born July 2, 2003, in Kansas City, Mo. ... Son of Jabbar and Meka Wesley ... Picked the Aztecs over offers from Arizona State, Kansas, Columbia, Princeton and Yale ... Also drew interest from Baylor, Minnesota, Missouri and UNLV ... Fellow incoming recruit New Zealand Williams also attended St. Bernard High, but graduated early and joined the Aztecs for the 2021 spring season ... Is majoring in business.

Wesley's Career Statistics

Receiving

Season	GP	GS	Rec.	Yds.	Avg.	Long	TD
2022	3	0	1	9	9.0	9	0
2023	6	2	4	47	11.8	17	0
Career	9	2	5	56	11.2	17	0

Career/2023 Highs: Receptions: 2 at No. 16/17 Oregon State (9/16/23), vs. UCLA (9/9/23); Receiving Yards: 26 vs. UCLA (9/9/23); Long Reception: 17 at No. 16/17 Oregon State (9/16/23).

Wesley's Career Game-by-Game (Only Games Played Listed Only)

Receiving

Date	Opponent	GP	GS	No.	Yds.	Avg.	Lg.	TD	TD Lengths
S.10.22	Idaho State	1	0	0	0	0.0	0	0	
S.17.22	No. 14/15 Utah	1	0	1	9	9.0	9	0	
N.18.22	at New Mexico*	1	0	0	0	0.0	0	0	
S.9.23	UCLA	1	1	2	25	12.5	16	0	
S.16.23	at No. 16/17 OSU	1	0	2	22	11.0	17	0	
S.22.23	Boise State*	1	0	0	0	0.0	0	0	
S.30.23	at Air Force*	1	0	0	0	0.0	0	0	
O.21.23	Nevada*	1	0	0	0	0.0	0	0	
N.4.23	Utah State*	1	0	0	0	0.0	0	0	

*Bold indicates season high. * - Mountain West game.*

#47 TREY WHITE

Linebacker • RS-Freshman • 6-1 • 240 • San Diego, Calif. • Eastlake HS

- **At San Diego State:** Young, physical linebacker with a ton of potential ... Enters the weekend as the backup 'Sam' linebacker behind senior Cooper McDonald.
- **2023 (Freshman):** Has played in all nine games this season, recording an interception and six tackles (four solo) ... Also has a fumble recovery that nearly went for a defensive touchdown ... Is tied for 10th in the Mountain West in fumble recoveries (1, T-70th in FBS) ... **vs. Ohio (Aug. 26)** ... Had an interception in 21 snaps against Ohio on Aug. 26 in 21 snaps ... It was his first career interception ... **vs. Idaho State (Sept. 2)** ... Played 24 defensive snaps against Idaho State on Sept. 2, making three tackles (one solo) ... Also recorded his first quarterback hurry of the season ... **vs. UCLA (Sept. 9)** ... Logged 17 snaps against UCLA on Sept. 9 ... Recovered the first fumble of his career that was initially ruled a touchdown, but reversed upon review giving the offense the ball on the one yard line ... **at No. 16/17 Oregon State (Sept. 16)** ... Played nine snaps off the bench at No. 16/17 Oregon State on Sept. 16 ... Recorded the first pass breakup of his career ... **vs. Boise State (Sept. 22)** ... Played just eight snaps of the conference opener against Boise State on Sept. 22 ... Recorded his second solo tackle of the season ... **at Air Force (Sept. 30)** ... Logged 15 statless snaps at Air Force on Sept. 30 ... **at Hawai'i (Oct. 14)** ... Only played on special teams at Hawai'i on Oct. 14 ... **vs. Nevada (Oct. 21)** ... Logged 13 defensive snaps against Nevada on Oct. 21 ... Made two solo tackles and recorded his first quarterback hurry of the season ... **vs. Utah State (Nov. 4)** ... Logged 17 statless snaps against Utah State on Nov. 4.
- **2022 (Redshirt):** Was named the team's special teams scout team player of the year ... Played the final three games of the season, saving his redshirt campaign ... Had one solo tackle and a quarterback hurry ... Played 16 snaps overall ... Made his collegiate debut on Nov. 18 at New Mexico, playing three statless snaps late ... Also played on special teams against Air Force on Nov. 24 ... Had his first career tackle and a quarterback hurry against Middle Tennessee on Dec. 24 in the EasyPost Hawai'i Bowl.
- **High School:** Was a three-year letter winner at nearby Eastlake High School in Chula Vista, Calif. ... Was a three-time first-team all-league selection and won the Spring 2021 Mesa League Defensive Player of the Year ... Also was a two-time team MVP ... Totaled 64 tackles (45 solo) as a senior (according to MaxPreps) with 13 sacks, 19 quarterback hurries, a forced fumble and two pass breakups ... Ended up with 26 sacks for his career ... Competed in one year of track & field at EHS ... Was a three-star recruit by 247sports and ESPN, and a two-star recruit by Rivals ... Received a scout grade of 83 by 247sports and 74 by ESPN.
- **Personal:** Treyton Joseph White was born May 25, 2004, in Chula Vista, Calif. ... Son of Joe and Deanna White ... Chose San Diego State over offers from Arizona, Northern Arizona, Columbia and Pennsylvania ... Also was recruited by Air Force, Army West Point, Cal Poly, Yale and Princeton ... Plans on majoring in either business or kinesiology ... Favorite athletes are NFL players Adrian Peterson and Shaquil Barrett.

White's Career Statistics

Season	GP	GS	UA	A	TT	TFL	Sk	Int.	PBU	FF	FR
2022	3	0	1	0	1	0.0	0.0	0	0	0	0
2023	9	0	5	3	8	1.0	0.0	1	1	0	1
Career	12	0	6	3	9	1.0	0.0	1	1	0	1

Career/2023 Highs: Tackles: 3 vs. Idaho State (9/2/23); Tackles For Loss: 1 vs. Nevada (10/21/23); Interceptions: 1 vs. Ohio (8/26/23); Pass Breakups: 1 at No. 16/17 Oregon State (9/16/23); Fumbles Recovered: 1 vs. UCLA (9/9/23).

White's Career Game-by-Game (Games Played Only)

Date	Opponent	GP	GS	UA	A	TT	TFL	Sk.	Int.	PBU	FF	FR
N.18.22	at New Mexico*	1	0	0	0	0	0.0	0.0	0	0	0	0
N.26.22	Air Force*	1	0	0	0	0	0.0	0.0	0	0	0	0
D.24.22	vs. Middle Tennessee^	1	0	1	0	1	0.0	0.0	0	0	0	0
A.26.23	Ohio	1	0	0	0	0	0.0	0.0	1	0	0	0
S.2.23	Idaho State	1	0	1	2	3	0.0	0.0	0	0	0	0
S.9.23	UCLA	1	0	0	0	0	0.0	0.0	0	0	0	1
S.16.23	at No. 16/17 OSU	1	0	0	0	0	0.0	0.0	0	1	0	0
S.22.23	Boise State*	1	0	1	0	1	0.0	0.0	0	0	0	0
S.30.23	at Air Force*	1	0	0	0	0	0.0	0.0	0	0	0	0
O.14.23	at Hawai'i*	1	0	1	1	2	0.0	0.0	0	0	0	0
O.21.23	Nevada*	1	0	2	0	2	1.0	0.0	0	0	0	0
N.4.23	Utah State*	1	0	0	0	0	0.0	0.0	0	0	0	0

* - Mountain West game. ^ - 2022 EasyPost Hawai'i Bowl (Clarence T.C. Ching Athletics Complex; Honolulu, Hawaii).

#36 NEW ZEALAND WILLIAMS**Linebacker • Sophomore • 6-2 • 205 • Carson, Calif. • St. Bernard HS**

- **At San Diego State:** Young defensive back who signed with the Aztecs in December 2020 and joined the program for spring ball in January 2021 ... Entered the 2023 season third on the depth chart at the signature Aztec position in SDSU's 3-3-5 defense.
- **RS-Sophomore (2023):** Has appeared in six of nine games, including the first start of his collegiate career ... Has eight tackles (three solo) this season and one quarterback hurry ... Ranks ninth in the Mountain West in interception yards (40) ... **vs. Ohio (Aug. 26)** ... Made the most of his nine snaps in the season opener against Ohio on Aug. 26 picking off the first interception of his career ... Picked up 40 yards running it back before going out of bounds in the final seconds ... **vs. Idaho State (Sept. 2)** ... Played 20 snaps and recorded the first assisted tackle of his career against Idaho State on Sept. 2 ... Also logged a quarterback hurry ... **vs. UCLA (Sept. 9)** ... Earned his first career start against UCLA on Sept. 9 ... Recorded a career-high three tackles in 17 snaps on the night along with his second QBH of the season ... **at No. 16/17 Oregon State (Sept. 16)** ... Did not play at No. 16/17 Oregon State on Sept. 16 ... **vs. Boise State (Sept. 22)** ... Did not play in the conference opener against Boise State on Sept. 22 ... **at Air Force (Sept. 30)** ... Did not travel to Air Force on Sept. 30 ... **at Hawai'i (Oct. 14)** ... Logged 15 defensive snaps off the bench at Hawai'i on Oct. 14 ... Recorded one solo tackle and a quarterback hurry ... **vs. Nevada (Oct. 21)** ... Logged six defensive snaps and played on special teams against Nevada on Oct. 21 ... Made two solo tackles ... **vs. Utah State (Nov. 4)** ... Played 18 defensive snaps against Utah State on Nov. 4 ... Recorded one tackle, which went for a one-yard loss ... It is the first TFL of his career.
- **Freshman (2022):** Made his collegiate debut against Utah on Sep. 17, but didn't record a stat.
- **Redshirt (2021):** Redshirted during 2021 season.
- **High School:** Attended St. Bernard High School in Playa del Rey, Calif., as a senior but the Vikings' 2020 campaign was postponed due to the COVID-19 pandemic ... Fellow 2021 signee Phillippe Wesley II also prepped at SNHS ... Played for JSerra Catholic High School in San Juan Capistrano, Calif., as a junior in 2019 after spending his first two prep seasons at Carson High ... Compiled 122 tackles, including 68 solo stops, five interceptions, eight pass deflections and one fumble recovery during his prep career, according to MaxPreps ... Also caught five passes for 98 yards and one touchdown as a wide receiver ... Enjoyed a stellar junior campaign at JSerra High, where he recorded 72 tackles (51 solo) to go with three interceptions and five pass deflections ... Logged a season-high 12 tackles (8 solos) and added an interception in the Leopards' 24-14 victory over Salt Lake City East High in the 2019 opener ... Was listed as a three-star recruit by Rivals, 247Sports and ESPN ... Received a scout grade of 84 by 247Sports and 71 by ESPN.
- **Personal:** New Zealand Demond Williams was born Dec. 12, 2001, in Torrance, Calif. ... Son of Demond and Avernaoe Williams ... Chose the Aztecs after considering offers from Arizona, Arizona State, Colorado, Fresno State, Georgia, Kansas, Nebraska and Washington State, among others ... Also drew interest from Kansas State and Wisconsin ... Is majoring in business with an emphasis in finance.

Williams' Career Statistics

Season	GP	GS	UA	A	TT	TFL	Sk	Int.	PBU	FF	FR
2022	1	0	0	0	0	0.0	0.0	0	0	0	0
2023	6	1	3	5	8	0.5	0.0	1	0	0	0
Career	7	1	3	5	8	0.5	0.0	1	0	0	0

2023/Career Highs: Tackles: 3 vs. UCLA (9/9/23); Interceptions: 1 vs. Ohio (8/26/23).

Williams' Career Game-by-Game (Games Played Only)

Date	Opponent	GP	GS	UA	A	TT	TFL	Sk.	Int.	PBU	FF	FR
S.17.22	vs. Utah	1	0	0	0	0	0.0	0.0	0	0	0	0
A.26.23	Ohio	1	0	0	0	0	0.0	0.0	1	0	0	0
S.2.23	Idaho State	1	0	0	1	1	0.0	0.0	0	0	0	0
S.9.23	UCLA	1	1	0	3	3	0.0	0.0	0	0	0	0
O.14.23	at Hawai'i*	1	0	1	0	1	0.0	0.0	0	0	0	0
O.21.23	Nevada*	1	0	2	0	2	0.0	0.0	0	0	0	0
N.4.23	Utah State*	1	0	0	1	1	0.5	0.0	0	0	0	0

* - Mountain West game. ^ - 2022 EasyPost Hawai'i Bowl (Clarence T.C. Ching Athletics Complex; Honolulu, Hawaii).

2023 STATISTICS

Overall: 3-6

MW: 1-4

Home: 2-4

Road: 1-2

Neutral: 0-0

Team Statistics

	SDSU	OPP
Scoring	181	257
Points per game	20.1	28.6
Points Off Turnovers	44	21
First Downs	150	194
Rushing	72	88
Passing	70	90
Penalty	8	16
Rushing Yardage	1297	1474
Yards gained rushing	1467	1653
Yards lost rushing	170	179
Rushing attempts	328	310
Average per rush	4.0	4.8
Average per game	144.1	163.8
TDs Rushing	11	15
Passing Yardage	1627	2286
Comp-Att-Int	151-244-8	168-304-9
Average per pass	6.7	7.5
Average per catch	10.8	13.6
Average per game	180.8	254.0
TDs Passing	9	15
Total offense	2924	3760
Total plays	572	614
Average per play	5.1	6.1
Average per game	324.9	417.8
Kick returns: #-Yards	23-472	17-404
Punt returns: #-Yards	17-160	11-43
Int returns: #-Yards	9-117	8-100
Kick return average	20.5	23.8
Punt return average	9.4	3.9
Int return average	13.0	12.5
Fumbles-Lost	10-6	8-5
Penalties-Yards	52-463	46-391
Average per game	51.4	43.4
Punts-Yards	45-2036	37-1461
Average per punt	45.2	39.5
Net punt average	43.1	34.8
Kickoffs-Yards	37-2309	49-2809
Average per kick	62.4	57.3
Net kick average	38.9	37.3
Time of possession / game	31:56	28:03
3rd-down conversion	41/124	49/118
3rd-down pct	33%	42%
4rd-down conversion	6/15	7/13
	SDSU	OPP
4rd-down pct	40%	54%
Sacks by-Yards	17-103	16-97
Misc Yards	0	0
Touchdowns scored	21	31
Field goals - attempts	11-18	13-18
On-Side kicks	0-1	0-3
Red-zone scores	(19-27) 70%	(26-29) 90%
Red-zone touchdowns	(14-27) 52%	(19-29) 66%
PAT-attempts	(20-20) 100%	(28-28) 100%
2-point conversion-attempts	(0-1) 0%	(2-3) 67%
Attendance	151821	70499
Games / Avg per game	6/25304	3/23500
Neutral site games	-	0/0

Score by Periods

Team	1st	2nd	3rd	4th	OT	TOT
San Diego St.	37	57	12	68	7	181
Opponents	19	101	62	60	15	257

2023 SAN DIEGO STATE STATISTICS

Rushing

Player	gp	att	gain	loss	net	avg	td	lg	avg/g
Jalen Mayden	9	92	499	104	395	4.3	3	56	43.9
Kenan Christon	9	79	318	26	292	3.7	0	25	32.4
Jaylon Armstead	9	61	273	13	260	4.3	5	48	28.9
Lucky Sutton	5	30	159	2	157	5.2	2	62	31.4
Cam Davis	9	32	119	9	110	3.4	0	25	12.2
Martin Blake	9	26	99	2	97	3.7	1	12	10.8
Jack Browning	9	1	0	0	0	0.0	0	0	0.0
Tobin O'Dell	2	1	0	8	-8	-8.0	0	0	-4.0
Team	9	6	0	6	-6	-1.0	0	0	-0.7
Total	9	328	1467	170	1297	4.0	11	62	144.1
Opponents	9	310	1653	179	1474	4.8	15	59	163.8

Passing

Player	gp	effic	comp	att	int	pct	yds	td	lg	avg/g
Jalen Mayden	9	124.6	148	239	7	61.9	1597	9	69	177.4
Tobin O'Dell	2	-50.0	1	2	1	50.0	0	0	0	0.0
Martin Blake	9	368.8	1	1	0	100.0	32	0	32	3.6
Zechariah Ramirez	9	83.2	1	1	0	100.0	-2	0	0	-0.2
Team	9	0.0	0	1	0	0.0	0	0	0	0.0
Total	9	123.5	151	244	8	61.9	1627	9	69	180.8
Opponents	9	128.8	168	304	9	55.3	2286	15	81	254.0

Receiving

Player	gp	no.	yds	avg	td	lg	avg/g
Mark Redman	9	27	286	10.6	3	29	31.8
Kenan Christon	9	24	179	7.5	1	16	19.9
Brionne Penny	9	24	290	12.1	1	36	32.2
Mekhi Shaw	7	21	305	14.5	2	69	43.6
Baylin Brooks	9	13	227	17.5	1	37	25.2
Cam Davis	9	11	34	3.1	0	16	3.8
Martin Blake	9	8	116	14.5	0	33	12.9
Joshua Nicholson	9	6	62	10.3	1	21	6.9
Jay Rudolph	4	4	27	6.8	0	14	6.8
Phillippe Wesley	4	4	47	11.8	0	17	11.8
Jaylon Armstead	9	3	16	5.3	0	7	1.8
Cameron Harpole	8	3	18	6.0	0	8	2.3
Jack Browning	9	1	-2	-2.0	0	0	-0.2
Logan Tanner	6	1	14	14.0	0	14	2.3
Leo Kemp	8	1	8	8.0	0	8	1.0
Total	9	151	1627	10.8	9	69	180.8

Punt Returns

Player	no.	yds	avg	td	lg
Mekhi Shaw	11	81	7.4	0	15
Dez Malone	3	37	12.3	0	36
Cam Davis	2	25	12.5	0	21
Eric Butler	1	17	17.0	0	17
Total	17	160	9.4	0	36
Opponents	11	43	3.9	0	9

Interceptions

Player	no.	yds	avg	td	lg
Cedarious Barfield	3	7	2.3	0	7
Noah Tumblyn	2	0	0.0	0	0
Deshawn McCuin	1	70	70.0	1	70
Dez Malone	1	0	0.0	0	0
New Zealand Williams	1	40	40.0	0	40
Trey White	1	0	0.0	0	0
Total	9	117	13.0	1	70
Opponents	8	100	12.5	1	62

Kick Returns

Player	no.	yds	avg	td	lg
Kenan Christon	10	235	23.5	0	71
Sheldon Canley	6	102	17.0	0	24
Martin Blake	3	79	26.3	0	35
Mark Redman	1	16	16.0	0	16
Mekhi Shaw	1	9	9.0	0	9
Jaylon Armstead	1	20	20.0	0	20
Cam Davis	1	11	11.0	0	11
Total	23	472	20.5	0	71
Opponents	17	404	23.8	0	49

Fumble Returns

Player	no.	yds	avg	td	lg
Zyrus Fiaseu	2	0	0.0	0	0
Trey White	1	0	0.0	0	0
Ryan Henderson	1	0	0.0	0	0
Keion Mitchell	1	0	0.0	0	0
Total	5	0	0.0	0	0
Opponents	6	0	0.0	0	0

All Purpose

Player	g	rush	rcv	pr	kr	ir	total	avg/g
Kenan Christon	9	292	179	0	235	0	706	78.4
Jalen Mayden	9	395	0	0	0	0	395	43.9
Mekhi Shaw	7	0	305	81	9	0	395	56.4
Mark Redman	9	0	286	0	16	0	302	33.6
Jaylon Armstead	9	260	16	0	20	0	296	32.9
Martin Blake	9	97	116	0	79	0	292	32.4
Brionne Penny	9	0	290	0	0	0	290	32.2
Baylin Brooks	9	0	227	0	0	0	227	25.2
Cam Davis	9	110	34	25	11	0	180	20.0
Lucky Sutton	5	157	0	0	0	0	157	31.4
Sheldon Canley	4	0	0	0	102	0	102	25.5
Deshawn McCuin	5	0	0	0	0	70	70	14.0
Joshua Nicholson	9	0	62	0	0	0	62	6.9
Phillippe Wesley	4	0	47	0	0	0	47	11.8
New Zealand Williams	6	0	0	0	0	40	40	6.7
Dez Malone	9	0	0	37	0	0	37	4.1
Jay Rudolph	4	0	27	0	0	0	27	6.8
Cameron Harpole	8	0	18	0	0	0	18	2.3
Eric Butler	8	0	0	17	0	0	17	2.1
Logan Tanner	6	0	14	0	0	0	14	2.3
Leo Kemp	8	0	8	0	0	0	8	1.0
Cedarious Barfield	9	0	0	0	0	7	7	0.8
Jack Browning	9	0	-2	0	0	0	-2	-0.2
Tobin O'Dell	2	-8	0	0	0	0	-8	-4.0
Team	9	-6	0	0	0	0	-6	-0.7
Total	9	1297	1627	160	472	117	3673	408.1
Opponents	9	1474	2286	43	404	100	4307	478.6

Scoring

Player	td	fg	PAT						pts
			kick	rush	rcv	pass	dxp	saf	
Jack Browning	-	11-18	20-20	0	-	-	-	-	53
Jaylon Armstead	5	-	-	-	-	-	-	-	30
Jalen Mayden	3	-	-	-	-	-	-	-	18
Mark Redman	3	-	-	-	-	-	-	-	18
Mekhi Shaw	2	-	-	-	-	-	-	-	12
Lucky Sutton	2	-	-	-	-	-	-	-	12
Kenan Christon	1	-	-	-	-	-	-	-	6
Deshawn McCuin	1	-	-	-	-	-	-	-	6
Brionne Penny	1	-	-	-	-	-	-	-	6
Joshua Nicholson	1	-	-	-	-	-	-	-	6
Martin Blake	1	-	-	-	-	-	-	-	6
Baylin Brooks	1	-	-	-	-	-	-	-	6
Total	21	11-18	20-20	0	0	0	0	1	181
Opponents	31	13-18	28-28	0	2	2	0	0	257

Field Goals

Player	fg	pct.	01-19	20-29	30-39	40-49	50-99	lg	blk
Jack Browning	11-18	61.1	0-0	5-5	0-2	4-8	2-3	61	0
Opponents	13-18	72.2	1-1	3-3	4-6	5-8	0-0	48	0

FG Sequence

Team Name	San Diego St.	Opponents
Ohio	(49),(38),(21)	(19),(40),31
Idaho St.	(43),(41)	(32),(33)
UCLA	(44)	
Oregon St.	48,(52),49	(48),(44),48
Boise St.	(22),40	(29),(27)
Air Force	(61)	
Hawaii	(22),50,(24)	(46),(47)
Nevada	34	(39),(37),48,48
Utah St.	42,(23)	(24),38

Total Offense

Player	g	plays	rush	pass	total	avg/g
Jalen Mayden	9	331	395	1597	1992	221.3
Kenan Christon	9	79	292	0	292	32.4
Jaylon Armstead	9	61	260	0	260	28.9
Lucky Sutton	5	30	157	0	157	31.4
Martin Blake	9	27	97	32	129	14.3
Cam Davis	9	32	110	0	110	12.2
Zechariah Ramirez	9	1	0	-2	-2	-0.2
Tobin O'Dell	2	3	-8	0	-8	-4.0
Team	9	0	-6	0	-6	-0.7
Total	9	572	1297	1627	2924	324.9
Opponents	9	614	1474	2286	3760	417.8

Punting

Player	no.	yds	avg	lg	tb	fc	i20	50+	blk
Jack Browning	45	2036	45.2	66	4	19	17	12	0
Total	45	2036	45.2	66	4	19	17	12	0
Opponents	37	1461	39.5	67	2	6	9	9	2

Kickoffs

Player	no.	yds	avg	tb	ob	retn	net	ydln
Jack Browning	30	1883	62.8	15	1			
Gabriel Plascencia	7	426	60.9					

2023 SAN DIEGO STATE STATISTICS

Team Defense

##	Player	gp	Tackles				tfl/yds	Sacks	Pass defense			Fumbles		blkd	
			ua	a	tot	no-yds		int-yds	brup	qbh	fr-yds	ff	kick	saf	
6	Zyrus Fiaseu	9	29	25	54	10.5-56	5.5-48	.	3	5	2-0	4	.	.	
58	Cody Moon	9	30	20	50	.	.	.	1	9	
32	Marcus Ratcliffe	9	26	12	38	2-5	.	.	1	1	
3	Cedarious Barfield	9	21	12	33	1.5-6	.	3-7	2	.	1	.	.	.	
4	Dez Malone	9	25	8	33	2-15	1-10	1-0	6	1	
55	Cooper McDonald	9	17	16	33	3.5-9	1.5-5	.	3	8	
39	Garret Fountain	9	21	10	31	4-8	0.5-2	.	2	3	
10	Noah Tumblin	9	21	4	25	.	.	2-0	9	
99	Tupu Alualu	9	11	11	22	4-11	3-10	.	.	4	
21	Chris Johnson	9	11	9	20	.	.	.	1	
34	Eric Butler	8	13	7	20	2.5-17	1-11	1	.	
44	Vai Kaho	8	10	9	19	1-6	0.5-5	.	.	4	
90	Daniel Okpoko	9	9	9	18	4.5-8	2-3	.	3	5	
31	Davaughn Celestine	6	11	7	18	1-2	.	.	1	
24	Josh Hunter	7	14	3	17	1-1	.	.	1	
45	Wyatt Draeger	9	5	7	12	1-3	.	.	1	1	.	.	1	.	
17	Deshawn McCuin	5	8	2	10	1-5	.	1-70	
42	Brady Anderson	9	4	6	10	
97	Darrion Dalton	5	3	6	9	.	.	.	1	1	
33	JD Coffey III	8	8	.	8	1	
36	New Zealand Williams	6	3	5	8	0.5-1	.	1-40	.	2	
47	Trey White	9	5	2	7	1-2	.	1-0	1	1	1-0	.	.	.	
12	Dallas Branch	4	6	1	7	.	.	.	1	
96	Ryan Henderson	6	2	3	5	1-1	1-1	.	.	.	1-0	.	.	.	
91	Keion Mitchell	8	2	3	5	1	1-0	.	.	.	
94	Samuela Tuihalamaka	7	1	3	4	1-1	
50	Ryan Wintermeyer	9	2	1	3	
93	Brady Nassar	7	3	.	3	1	
38	Arnold Escano	8	2	.	2	
22	Max Garrison	2	2	.	2	
20	Sheldon Canley	4	1	.	1	
84	Darius De Los Reyes	2	1	.	1	
30	Dominic Oliver	9	1	.	1	1-8	1-8	.	.	1	
37	DJ Bryant	9	1	.	1	
81	Mark Redman	9	1	.	1	
56	DJ Herman	8	.	1	1	
18	Jalen Mayden	9	1	.	1	
12	Jatavious Magee	9	1	.	1	
13	Jack Browning	9	1	.	1	
Totals	9	333	202	535	44-165	17-103	17-103	9-117	37	49	5-0	5	2	1	
Opponents	9	352	216	568	45-172	16-97	16-97	8-100	22	27	6-0	6	0	0	

GAME SUMMARIES

Game	Score	Score by Quarters					First Downs				Rushing			Passing		Total Off.		Return Yds	Punting No-Avg.	Fumbles No-Lost	Pen. No-Yds.	Third Downs	Avg. F. Pos.	ToP	
		1	2	3	4	OT	Tot	Ru	Pa	Pn	Att	Yds	TD	C-A-I	Yds	TD	Att								Yds
Ohio	13	3	3	0	7	-	26	7	17	2	32	102	0	26-52-3	278	1	84	380	74	3-101	0-0	6-54	7-17	UO 29	32:36
at SDSU	20	3	7	0	10	-	15	5	9	1	31	145	0	17-27-0	164	2	58	309	91	3-169	1-1	6-57	4-13	SD 30	27:23
Idaho State	28	3	10	0	15	-	24	6	12	6	17	22	1	31-63-3	322	2	78	344	91	3-30.3	0-0	6-50	7-15	IS 27	25:32
at SDSU	36	10	10	9	7	-	18	13	4	1	47	304	4	13-20-1	85	0	67	389	97	5-43.2	3-2	14-125	5-13	SD 41	34:28
UCLA	35	7	21	7	0	-	26	12	12	2	39	254	2	18-29-0	296	3	68	550	41	5-41.8	0-0	7-89	5-11	LA 27	25:05
at SDSU	10	7	3	0	0	-	17	4	11	2	33	63	0	20-38-3	196	1	71	259	56	7-43.0	0-0	4-40	5-17	SD 29	34:55
at Oregon State	26	3	9	7	7	-	20	10	10	0	32	191	2	14-30-2	284	1	62	475	10	3-42.0	0-0	4-40	5-15	OSU 21	26:39
SDSU	9	0	3	0	6	-	18	8	9	1	34	70	1	20-32-1	256	0	66	326	65	6-38.5	0-0	1-5	4-11	SD 32	33:21
Boise State	34	0	17	10	7	-	19	12	7	0	41	241	3	12-22-0	162	1	63	403	100	5-50.8	0-0	4-35	5-13	BSU 37	27:50
at SDSU	31	7	10	0	14	-	22	10	11	1	40	166	3	17-23-0	273	1	63	439	165	3-40.0	2-2	5-23	7-13	SD 28	32:10
at Air Force	49	0	21	21	7	-	24	17	6	1	52	287	4	6-7-0	189	2	59	476	30	1-45.0	0-0	1-5	4-8	AF 24	32:05
SDSU	10	0	10	0	0	-	14	8	6	0	30	105	0	13-25-1	122	1	55	227	26	5-46.4	0-0	5-34	4-13	SD 22	27:55
at Hawai'i	34	0	14	10	10	-	19	4	14	1	14	53	1	29-48-1	427	3	62	480	61	4-36.2	3-3	2-11	6-12	UH 23	23:52
SDSU	41	10	7	3	21	-	17	10	7	0	43	157	3	18-24-1	221	1	67	378	152	4-56.0	1-0	1-15	5-14	SD 42	36:08
Nevada	6	3	3	0	0	-	17	10	4	3	39	144	0	9-22-0	98	0	61	242	17	6-34.7	0-0	10-58	3-12	NV 22	30:14
at SDSU	0	0	0	0	0	-	11	8	2	1	39	157	0	6-14-0	47	0	53	204	20	6-43.0	2-1	7-80	0-10	SD 36	29:46
Utah State	32	0	3	7	7	15	20	10	9	1	44	171	2	23-32-0	229	2	76	400	123	7-35.9	1-0	6-48	8-19	USU 27	28:30
at SDSU	24	0	7	0	10	7	17	5	11	1	31	121	0	25-39-1	263	3	71	384	82	6-47.5	1-0	9-84	7-18	SD 31	31:10

2023 RED ZONE STATISTICS

San Diego St. Inside Opponent Red-Zone

Date	Opponent	Score	Times	Times	Total	Rush		Pass	FGs	Failed to score inside RZ						
			In RZ	Scored	Pts	TDs	TDs	TDs	Made	FGA	Down	Int	Fumb	Half	Game	
08/26/2023	Ohio	W 20-13	3	3	17	2	0	2	1	1	0	0	0	0	0	0
09/02/2023	Idaho St.	W 36-28	3	2	14	2	2	0	0	0	0	0	1	0	0	0
09/09/2023	UCLA	L 10-35	2	0	0	0	0	0	0	0	1	1	0	0	0	0
09/16/2023	at Oregon St.	L 9-26	2	1	6	1	1	0	0	0	0	1	0	0	0	0
09/22/2023	Boise St.	L 31-34	5	4	24	3	3	0	1	1	0	0	1	0	0	0
09/30/2023	at Air Force	L 10-49	0	0	0	0	0	0	0	0	0	0	0	0	0	0
10/14/2023	at Hawaii	W 41-34	5	5	27	3	3	0	2	2	0	0	0	0	0	0
10/21/2023	Nevada	L 0-6	1	0	0	0	0	0	0	1	0	0	0	0	0	0
11/04/2023	Utah St.	L 24-32	6	4	24	3	0	3	1	1	1	1	0	0	0	0
Totals 19 of 27 (70.4%)			27	19	112	14	9	5	5	6	2	3	2	0	0	0

Opponents Inside San Diego St. Red-Zone

Date	Opponent	Score	Times	Times	Total	Rush		Pass	FGs	Failed to score inside RZ						
			In RZ	Scored	Pts	TDs	TDs	TDs	Made	FGA	Down	Int	Fumb	Half	Game	
08/26/2023	Ohio	W 20-13	4	2	10	1	0	1	1	2	0	1	0	0	0	0
09/02/2023	Idaho St.	W 36-28	4	4	21	2	1	1	2	2	0	0	0	0	0	0
09/09/2023	UCLA	L 10-35	3	2	14	2	1	1	0	0	0	0	1	0	0	0
09/16/2023	Oregon St.	L 9-26	2	2	13	2	2	0	0	0	0	0	0	0	0	0
09/22/2023	Boise St.	L 31-34	4	4	20	2	2	0	2	2	0	0	0	0	0	0
09/30/2023	Air Force	L 10-49	4	4	28	4	4	0	0	0	0	0	0	0	0	0
10/14/2023	Hawaii	W 41-34	3	3	21	3	1	2	0	0	0	0	0	0	0	0
10/21/2023	Nevada	L 0-6	1	1	3	0	0	0	1	1	0	0	0	0	0	0
11/04/2023	Utah St.	L 24-32	4	4	25	3	2	1	1	1	0	0	0	0	0	0
Totals 26 of 29 (89.7%)			29	26	155	19	13	6	7	8	0	1	1	0	0	0

2023 SAN DIEGO STATE GAME-BY-GAME STATISTICS

Date	Opponent	Rushing				Receiving				Passing				Kick Returns				Punt Returns				tot off		
		no.	yds	td	lg	no.	yds	td	lg	cmp	att	int	yds	td	lg	no.	yds	td	lg	no.	yds		td	lg
08/26/2023	Ohio	31	154	0	48	18	164	2	23	18	28	0	164	2	23	2	44	0	29	0	0	0	0	318
09/02/2023	Idaho St.	47	304	4	56	13	85	0	29	13	20	1	85	0	29	4	80	0	35	2	17	0	11	389
09/09/2023	UCLA	33	63	0	16	20	196	1	21	20	38	3	196	1	21	2	41	0	22	2	15	0	15	259
09/16/2023	at Oregon St.	34	70	1	24	20	256	0	29	20	32	1	256	0	29	3	64	0	33	2	1	0	1	326
09/22/2023	Boise St.	40	166	3	16	17	273	1	37	17	23	0	273	1	37	3	104	0	71	3	61	0	36	439
09/30/2023	at Air Force	30	105	0	22	13	122	1	21	13	25	1	122	1	21	2	26	0	14	0	0	0	0	227
10/14/2023	at Hawaii	43	157	3	25	18	221	1	69	18	24	1	221	1	69	3	51	0	24	2	31	0	17	378
10/21/2023	Nevada	39	157	0	14	6	47	0	19	6	14	0	47	0	19	1	15	0	15	2	5	0	4	204
11/04/2023	Utah St.	31	121	0	62	26	263	3	33	26	40	1	263	3	33	3	47	0	20	4	30	0	13	384
San Diego St.		328	1297	11	62	151	1627	9	69	151	244	8	1627	9	69	23	472	0	71	17	160	0	36	2924
Opponents		310	1474	15	59	168	2286	15	81	168	304	9	2286	15	81	17	404	0	49	11	43	0	9	3760

San Diego St. Averages

Games	Avg/ rush	Avg/ catch	Pass effic	KR avg	PR avg	All purpose avg/game	Total offense avg/game
9	4.0	10.8	123.5	20.5	9.4	408.1	324.9

Date	Opponent	Tackles				Sacks	Fumble		Pass Defense			blkd kick	PAT attempts			off		
		ua	a	total	tfl-yds		no-yds	ff	fr-yds	int-yds	qbh		brup	kick	kick	rush	rcv	saf
08/26/2023	Ohio	45	22	67	3.0-13	2-12	0	0-0	3-47	10	8	0	2-2	0	0	0	7	20
09/02/2023	Idaho St.	32	10	42	4.0-14	3-13	0	0-0	3-0	14	9	0	4-4	0	0	1	10	36
09/09/2023	UCLA	36	32	68	5.0-21	2-15	2	2-0	0-0	6	2	0	1-1	0	0	0	0	10
09/16/2023	at Oregon St.	25	32	57	3.0-8	0-0	0	0-0	2-0	6	4	0	0-0	0	0	0	6	9
09/22/2023	Boise St.	42	16	58	5.0-25	1-11	0	0-0	0-0	3	6	0	4-4	0	0	0	0	31
09/30/2023	at Air Force	24	50	74	3.0-8	0-0	0	0-0	0-0	0	0	0	1-1	0	0	0	0	10
10/14/2023	at Hawaii	35	6	41	4.0-10	1-1	2	3-0	1-70	4	5	1	5-5	0	0	0	21	41
10/21/2023	Nevada	39	16	55	5.0-29	3-26	0	0-0	0-0	4	1	0	0-0	0	0	0	0	0
11/04/2023	Utah St.	55	18	73	12.0-37	5-25	1	0-0	0-0	2	2	1	3-3	0	0	0	0	24
San Diego St.		333	202	535	44.0-165	17-103	5	5-0	9-117	49	37	2	20-20	0	0	1	44	181
Opponents		352	216	568	45.0-172	16-97	6	6-0	8-100	27	22	0	28-28	0	2	0	21	257

Date	Opponent	Punting										Field Goals			Kickoffs			
		no.	yds	avg	long	blkd	tb	fc	50+	i20	md-att	long	blkd	no.	yds	avg	tb	ob
08/26/2023	Ohio	3	169	56.3	60	0	0	0	3	0	2-3	49	0	4	221	55.3	0	1
09/02/2023	Idaho St.	5	216	43.2	48	0	1	2	0	1	2-2	43	0	7	451	64.4	3	0
09/09/2023	UCLA	7	301	43.0	50	0	0	3	1	2	1-1	44	0	3	195	65.0	2	0
09/16/2023	at Oregon St.	6	231	38.5	51	0	1	3	1	3	1-3	52	0	3	180	60.0	2	0
09/22/2023	Boise St.	3	120	40.0	45	0	0	1	0	0	1-2	22	0	5	310	62.0	0	1
09/30/2023	at Air Force	5	232	46.4	54	0	0	2	1	2	1-1	61	0	2	130	65.0	2	0
10/14/2023	at Hawaii	4	224	56.0	66	0	0	1	3	3	2-3	24	0	8	519	64.9	6	0
10/21/2023	Nevada	6	258	43.0	58	0	1	3	1	3	0-1	0	0	1	59	59.0	0	0
11/04/2023	Utah St.	6	285	47.5	65	0	1	4	2	3	1-2	23	0	4	244	61.0	2	0
San Diego St.		45	2036	45.2	66	0	4	19	12	17	11-18	61	0	37	2309	62.4	17	2
Opponents		37	1461	39.5	67	2	2	6	9	9	13-18	48	0	49	2809	57.3	21	4

2023 OPPONENT GAME-BY-GAME STATISTICS

Date	Opponent	Rushing				Receiving				Passing				Kick Returns				Punt Returns				tot
		no.	yds	td	lg	no.	yds	td	lg	cmp	att	int	yds	td	lg	no.	yds	td	lg	no.	yds	
08/26/2023	Ohio	31	111	0	14	26	279	1	22	26-51-3	279	1	22	3	61	0	28	3	13	0	9	390
09/02/2023	Idaho St.	17	22	1	10	31	322	2	39	31-63-3	322	2	39	3	91	0	33	0	0	0	0	344
09/09/2023	UCLA	39	254	2	59	18	296	3	81	18-29-0	296	3	81	1	23	0	23	3	15	0	6	550
09/16/2023	at Oregon St.	32	191	2	43	14	284	1	75	14-30-2	284	1	75	1	10	0	10	0	0	0	0	475
09/22/2023	Boise St.	41	241	3	58	12	162	1	39	12-22-0	162	1	39	4	101	0	49	1	-1	0	0	403
09/30/2023	at Air Force	52	287	4	41	6	189	2	54	6-7-0	189	2	54	0	0	0	0	0	0	0	0	476
10/14/2023	at Hawaii	15	53	1	11	29	427	3	65	29-48-1	427	3	65	2	49	0	31	2	7	0	4	480
10/21/2023	Nevada	39	144	0	16	9	98	0	44	9-22-0	98	0	44	1	14	0	14	1	3	0	3	242
11/04/2023	Utah St.	44	171	2	20	23	229	2	50	23-32-0	229	2	50	2	55	0	43	1	6	0	6	400
Opponents		310	1474	15	59	168	2286	15	81	168-304-9	2286	15	81	17	404	0	49	11	43	0	9	3760
San Diego St.		328	1297	11	62	151	1627	9	69	151-244-8	1627	9	69	23	472	0	71	17	160	0	36	2924

Opponents Averages

Games	Avg/ rush	Avg/ catch	Pass effic	KR avg	PR avg	All purpose avg/game	Total offense avg/game
9	4.8	13.6	128.8	23.8	3.9	478.6	417.8

Date	Opponent	Tackles			Sacks	Fumble	Pass Defense			blkd	PAT attempts			off					
		ua	a	total			tfl-yds	no-yds	ff		fr-yds	int-yds	qbh	brup	kick	kick	rush	rcv	saf
08/26/2023	Ohio	26	34	60	5.0-9	0-0	1	1-0	0-0	4	2	0	1-1	0	0	0	0	0	13
09/02/2023	Idaho St.	44	22	66	5.0-12	1-3	3	2-0	1-0	3	2	0	2-2	0	1	0	0	0	28
09/09/2023	UCLA	48	14	62	10.0-36	4-17	0	0-0	3-3	7	4	0	5-5	0	0	0	0	7	35
09/16/2023	at Oregon St.	35	40	75	9.0-57	6-50	0	0-0	1-0	3	1	0	2-2	0	0	0	0	0	26
09/22/2023	Boise St.	47	16	63	3.0-8	1-6	2	2-0	0-0	3	1	0	4-4	0	0	0	0	7	34
09/30/2023	at Air Force	31	20	51	4.0-12	1-7	0	0-0	1-30	3	2	0	7-7	0	0	0	0	7	49
10/14/2023	at Hawaii	49	14	63	2.0-5	1-2	0	0-0	1-5	2	3	0	4-4	0	0	0	0	0	34
10/21/2023	Nevada	32	26	58	1.0-6	1-6	0	1-0	0-0	1	3	0	0-0	0	0	0	0	0	6
11/04/2023	Utah St.	40	30	70	6.0-27	1-6	0	0-0	1-62	1	4	0	3-3	0	1	0	0	0	32
Opponents		352	216	568	45.0-172	16-97	6	6-0	8-100	27	22	0	28-28	0	2	0	21	257	
San Diego St.		333	202	535	44.0-165	17-103	5	5-0	9-117	49	37	2	20-20	0	0	1	44	181	

Date	Opponent	Punting										Field Goals			Kickoffs			
		no.	yds	avg	long	blkd	tb	fc	50+	i20	md-att	long	blkd	no.	yds	avg	tb	ob
08/26/2023	Ohio	3	101	33.7	38	0	0	3	0	2	2-3	40	0	4	190	47.5	1	1
09/02/2023	Idaho St.	3	122	40.7	49	0	0	0	0	0	2-2	33	0	6	279	46.5	1	0
09/09/2023	UCLA	5	209	41.8	55	0	0	2	1	1	0-0	0	0	6	387	64.5	4	0
09/16/2023	at Oregon St.	3	126	42.0	51	0	0	0	1	0	2-3	48	0	6	277	46.2	2	1
09/22/2023	Boise St.	5	254	50.8	67	0	0	0	3	3	2-2	29	0	7	404	57.7	3	1
09/30/2023	at Air Force	1	45	45.0	45	0	1	0	0	0	0-0	0	0	8	518	64.8	6	0
10/14/2023	at Hawaii	4	145	36.3	55	1	1	0	2	0	2-2	47	0	6	390	65.0	3	0
10/21/2023	Nevada	6	208	34.7	52	0	0	1	1	1	2-4	39	0	2	128	64.0	1	0
11/04/2023	Utah St.	7	251	35.9	50	1	0	0	1	2	1-2	24	0	4	236	59.0	0	1
Opponents		37	1461	39.5	67	2	2	6	9	9	13-18	48	0	49	2809	57.3	21	4
San Diego St.		45	2036	45.2	66	0	4	19	12	17	11-18	61	0	37	2309	62.4	17	2

2023 GAME-BY-GAME COMPARISON

Opponent	Score	First Downs				Pen	Rushing Number-Yards	Passing		Total Offense Plays-Yards	Return Yards	Turn- Overs
		Total	Rush	Pass	Comp-Att.-Int			Yards				
Ohio	20-13	16 / 25	6 / 7	9 / 16	1 / 2	31-154 / 31-111	18-28-0 / 26-51-3	164 / 279	59-318 / 82-390	91 / 74	1 / 3	
Idaho St.	36-28	18 / 24	13 / 6	4 / 12	1 / 6	47-304 / 17-22	13-20-1 / 31-63-3	85 / 322	67-389 / 80-344	97 / 91	3 / 3	
UCLA	10-35	17 / 26	4 / 12	11 / 12	2 / 2	33-63 / 39-254	20-38-3 / 18-29-0	196 / 296	71-259 / 68-550	56 / 41	3 / 2	
Oregon St.	9-26	18 / 20	8 / 10	9 / 10	1 / 0	34-70 / 32-191	20-32-1 / 14-30-2	256 / 284	66-326 / 62-475	65 / 10	1 / 2	
Boise St.	31-34	22 / 19	10 / 12	11 / 7	1 / 0	40-166 / 41-241	17-23-0 / 12-22-0	273 / 162	63-439 / 63-403	165 / 100	2 / 0	
Air Force	10-49	14 / 24	8 / 17	6 / 6	0 / 1	30-105 / 52-287	13-25-1 / 6-7-0	122 / 189	55-227 / 59-476	26 / 30	1 / 0	
Hawaii	41-34	17 / 19	10 / 4	7 / 14	0 / 1	43-157 / 15-53	18-24-1 / 29-48-1	221 / 427	67-378 / 63-480	152 / 61	1 / 4	
Nevada	0-6	11 / 17	8 / 10	2 / 4	1 / 3	39-157 / 39-144	6-14-0 / 9-22-0	47 / 98	53-204 / 61-242	20 / 17	1 / 0	
Utah St.	24-32	17 / 20	5 / 10	11 / 9	1 / 1	31-121 / 44-171	26-40-1 / 23-32-0	263 / 229	71-384 / 76-400	77 / 123	1 / 0	
Totals	181-257	150 / 194	72 / 88	70 / 90	8 / 16	328-1297 / 310-1474	151-244-8 / 168-304-9	1627 / 2286	572-2924 / 614-3760	749 / 547	14 / 14	

Opponents	3rd Down Conversion	4th Down Conversion	Time of Possession	TOP Margin	Avg Yds/Rush	Avg Yds/Pass	Avg Yds/Play	Punting Number-Avg	Penalties Number-Yards	Sacks
Ohio	3-12 / 7-17	1-2 / 2-2	27:24 / 32:36	-05:12	5.0 / 3.6	5.9 / 5.5	5.4 / 4.8	3-56.3 / 3-33.7	6-57.0 / 6-55.0	2 / 0
Idaho St.	5-13 / 7-15	0-0 / 0-3	34:28 / 25:32	08:56	6.5 / 1.3	4.3 / 5.1	5.8 / 4.3	5-43.2 / 3-40.7	14-125.0 / 6-50.0	3 / 1
UCLA	5-16 / 5-11	0-1 / 1-1	34:55 / 25:05	09:50	1.9 / 6.5	5.2 / 10.2	3.6 / 8.1	7-43.0 / 5-41.8	4-40.0 / 7-89.0	2 / 4
Oregon St.	5-15 / 4-11	1-1 / 0-0	33:21 / 26:39	06:42	2.1 / 6.0	8.0 / 9.5	4.9 / 7.7	6-38.5 / 3-42.0	1-5.0 / 4-40.0	0 / 6
Boise St.	7-13 / 5-13	0-0 / 1-1	32:10 / 27:50	04:20	4.2 / 5.9	11.9 / 7.4	7.0 / 6.4	3-40.0 / 5-50.8	5-23.0 / 4-35.0	1 / 1
Air Force	4-13 / 4-8	3-4 / 2-2	27:55 / 32:05	-04:10	3.5 / 5.5	4.9 / 27.0	4.1 / 8.1	5-46.4 / 1-45.0	5-34.0 / 1-5.0	0 / 1
Hawaii	5-14 / 6-12	0-1 / 0-2	36:08 / 23:52	12:16	3.7 / 3.5	9.2 / 8.9	5.6 / 7.6	4-56.0 / 4-36.3	1-15.0 / 2-11.0	1 / 1
Nevada	0-10 / 3-12	1-3 / 0-0	29:46 / 30:14	-00:28	4.0 / 3.7	3.4 / 4.5	3.8 / 4.0	6-43.0 / 6-34.7	7-80.0 / 10-58.0	3 / 1
Utah St.	7-18 / 8-19	0-3 / 1-2	31:16 / 28:30	02:46	3.9 / 3.9	6.6 / 7.2	5.4 / 5.3	6-47.5 / 7-35.9	9-84.0 / 6-48.0	5 / 1
Totals	41-124 / 49-118	6-15 / 7-13	287:23 / 252:23	35:00	4.0 / 4.8	6.7 / 7.5	5.1 / 6.1	45-45.2 / 37-39.5	52-463.0 / 46-391.0	17 / 16

Note: Game totals are displayed in the format TEAM/OPPONENT for each category

SAN DIEGO STATE PARTICIPATION

PARTICIPATION CHART

No.	Name	OU	ISU	UCLA	OSU	BSU	AFA	UH	NEV	USU	CSU	SJSU	FS
76	ABDULLAH, Dean	GS (RG)	GS (RG)	X	X	X	GS (RG)	GS (RG)	GS (RG)	GS (RG)			
99	ALUALU, Tupu §	GS (DT)	GS (DT)	GS (DT)	GS (DT)	GS (DT)	GS (DT)	GS (DT)	GS (DT)	GS (DT)			
42	ANDERSON, Brady	X	X	X	X	X	X	X	X	X			
2	ARMSTEAD, Jaylen	X	X	X	X	X	X	X	X	X			
74	AZZOPARDI, Drew §	X	X	X	X	X	X	GS (RT)	GS (RT)	GS (RT)			
3	BARFIELD, Cedarius	GS (WAR)	GS (WAR)	GS (WAR)	GS (WAR)	GS (WAR)	GS (WAR)	GS (WAR)	GS (WAR)	GS (WAR)			
60	BENNETT, Cade	GS (LG)	GS (LG)	GS (LG)	GS (LG)	GS (LG)	GS (LG)	GS (LG)	GS (LG)	GS (LG)			
13	BLAKE, Martin	X	X	X	X	X	X	X	X	X			
12	BRANCH, Dallas	GS (CB)	X	X	--	X	--	--	--	--			
80	BROOKS, Baylin §	GS (WR)	X	X	GS (WR)	GS (WR)	GS (WR)	X	X	X			
13	BROWNING, Jack	X	X	X	X	X	X	X	X	X			
37	BRYANT, DJ	X	X	X	X	X	X	X	X	X			
34	BUTLER, Eric	X	X	X	X	X	X	X	X	X			
20	CANLEY II, Sheldon	--	--	--	--	--	X	X	X	X			
31	CELESTINE, Davaghn	GS (WAR)	GS (WAR)	X	GS (WAR)	GS (WAR)	GS (WAR)	X	--	X			
23	CHRISTON, Kenan §	GS (RB)	GS (RB)	GS (RB)	GS (RB)	GS (RB)	GS (RB)	GS (RB)	GS (RB)	GS (RB)			
33	COFFEY III, JD §	X	X	X	--	X	X	X	X	GS (AZT)			
61	CRENSHAW-DICKSON, Brandon	--	--	GS (RT)	GS (RT)	GS (RT)	GS (RT)	GS (LT)	GS (LT)	GS (LT)			
97	DALTON, Darrion	X	X	X	X	X	X	--	--	--			
29	DAVIS, Cam	X	X	X	X	X	X	X	X	X			
84	DE LOS REYES, Darius	--	--	X	X	--	--	--	--	--			
45	DRAEGER, Wyatt	X	X	X	X	X	X	X	X	X			
38	ESCANO, Arnold	X	X	X	X	X	X	X	X	X			
6	FIASEU, Zyrrus	GS (MIKE)	GS (MIKE)	GS (MIKE)	GS (MIKE)	GS (MIKE)	GS (MIKE)	GS (MIKE)	GS (MIKE)	GS (MIKE)			
39	FOUNTAIN, Garret §	GS (DE)	GS (DE)	GS (DE)	GS (DE)	GS (DE)	GS (DE)	GS (DE)	GS (DE)	GS (DE)			
26	GARDINERA, Nicholas	--	--	--	--	X	X	X	--	X			
22	GARRISON, Max	--	X	--	--	--	--	--	--	X			
26	GOYNES, Joshua	--	--	--	--	--	--	X	--	X			
86	HARPOLE, Cameron	X	X	--	X	GS (TE)	GS (TE)	GS (TE)	X	GS (TE)			
96	HENDERSON, Ryan	--	X	X	--	--	X	X	X	X			
56	HERMAN, DJ	X	X	X	X	X	X	X	X	X			
24	HUNTER, Josh §	X	--	--	X	X	X	X	GS (WAR)	GS (WAR)			
21	JOHNSON, Chris	X	X	X	X	X	X	X	X	X			
70	JONES, Christian §	GS (LT)	GS (LT)	GS (LT)	GS (LT)	GS (LT)	GS (LT)	X	X	X			
44	KAHO, Vai	X	X	X	X	GS (WILL)	GS (WILL)	GS (WILL)	GS (WILL)	--			
49	KEMP, Leo	X	X	X	X	X	X	X	X	X			
12	MAGEE, Jatavious	X	X	X	X	X	X	X	X	X			
4	MALONE, Dez	GS (CB)	GS (CB)	GS (CB)	GS (CB)	GS (CB)	GS (CB)	GS (CB)	GS (CB)	GS (CB)			
57	MASANIAI, Darrell	X	X	X	X	X	X	--	--	--			
18	MAYDEN, Jalen	GS (QB)	GS (QB)	GS (QB)	GS (QB)	GS (QB)	GS (QB)	GS (QB)	GS (QB)	GS (QB)			
17	McCUIN, Deshawn §	X	X	GS (WAR)	X	--	--	GS (WAR)	--	X			
55	McDONALD, Cooper	GS (SAM)	GS (SAM)	GS (SAM)	GS (SAM)	GS (SAM)	GS (SAM)	GS (SAM)	GS (SAM)	GS (SAM)			
68	MIRABELLA, Thomas	X	X	X	X	X	X	X	X	X			
91	MITCHELL, Keion	X	X	X	X	X	X	X	X	X			
58	MOON, Cody §	GS (WILL)	GS (WILL)	X	GS (WILL)	X	X	X	X	GS (WILL)			
53	MURAO, Myles §	GS (RT)	GS (RT)	GS (RG)	GS (RG)	GS (RG)	--	--	--	--			
19	NAPIER, Jordan	--	X	--	--	--	--	--	--	--			
93	NASSAR, Brady	X	X	X	--	X	X	X	X	X			
85	NICHOLSON, Joshua §	X	GS (WR)	X	GS (WR)	X	X	X	GS (WR)	X			
10	O'DELL, Tobin	--	X	X	--	--	--	--	--	--			
30	OLIVER, Dominic	X	X	X	X	X	X	X	X	X			
90	OKPOKO, Daniel §	GS (DE)	GS (DE)	GS (DE)	GS (DE)	GS (DE)	GS (DE)	GS (DE)	GS (DE)	GS (DE)			
11	PENNY, Brionne §	GS (WR)	X	X	X	X	GS (WR)	GS (WR)	GS (WR)	GS (WR)			
46	PLASCENCIA, Gabriel	--	--	--	X	X	--	--	--	--			
49	RAMIREZ, Zechariah	X	X	X	X	X	X	X	X	X			
32	RATCLIFFE, Marcus §	GS (AZT)	GS (AZT)	GS (AZT)	GS (AZT)	GS (AZT)	GS (AZT)	GS (AZT)	GS (AZT)	X			
81	REDMAN, Mark	GS (TE)	GS (TE)	GS (TE)	GS (TE)	GS (TE)	GS (TE)	GS (TE)	GS (TE)	GS (TE)			
82	RUDOLPH, Jay	X	GS (TE)	GS (TE)	X	--	--	--	--	--			
95	SALAHUDDIN, Talib	--	--	--	--	--	X	--	X	--			
83	SHAW, Mekhi	GS (WR)	GS (WR)	GS (WR)	--	--	X	GS (WR)	GS (WR)	GS (WR)			
7	SUTTON, Lucky	--	--	--	--	X	X	X	X	X			
89	TANNER, Logan	--	X	X	--	GS (TE)	X	X	X	--			
94	TUIHALAMAKA, Samuela	X	X	X	X	X	X	X	X	X			
10	TUMBLIN, Noah	X	GS (CB)	GS (CB)	GS (CB)	GS (CB)	GS (CB)	GS (CB)	GS (CB)	GS (CB)			
63	ULUGALU-MASEULL, Ross	GS (C)	GS (C)	GS (C)	GS (C)	GS (C)	GS (C)	GS (C)	GS (C)	GS (C)			
40	WELSH, Mikey	--	X	--	--	X	X	X	--	X			
14	WESLEY II, Phillippe §	--	--	GS (WR)	GS (WR)	X	X	--	X	X			
47	WHITE, Trey	X	X	X	X	X	X	X	X	X			
35	WHITMORE, Jelani	X	X	X	X	X	X	X	X	X			
36	WILLIAMS, New Zealand §	X	X	GS (WILL)	--	--	--	X	X	X			
50	WINTERMEYER, Ryan	X	X	X	X	X	X	X	X	X			
79	WRIGHT, Joey	--	X	X	X	X	--	--	--	--			
15	WRIGHT, Ma'jon	--	--	X	X	X	X	--	--	--			

§ - made first career San Diego State start this season. • - made first San Diego State appearance this season. Bold RED indicates a player who has started every game this season. Bold BLACK indicates a player has played in every game this season.

SAN DIEGO STATE STARTERS/PARTICIPATION

OFFENSIVE STARTERS

Position	OU	ISU	UCLA	OSU	BSU	AFA	UH	NEV	USU	CSU	SJSU	FS
LT	Jones	Jones	Jones	Jones	Jones	Jones	Grenshaw-Dickson	Grenshaw-Dickson	Grenshaw-Dickson			
LG	Bennett	Bennett	Bennett	Bennett	Bennett	Bennett	Bennett	Bennett	Bennett			
C	Ulugalu-Maseuli	Ulugalu-Maseuli	Ulugalu-Maseuli	Ulugalu-Maseuli	Ulugalu-Maseuli	Ulugalu-Maseuli	Ulugalu-Maseuli	Ulugalu-Maseuli	Ulugalu-Maseuli	Ulugalu-Maseuli		
RG	Abdullah	Abdullah	Muraa	Muraa	Muraa	Abdullah	Abdullah	Abdullah	Abdullah			
RT	Muraa	Muraa	Crenshaw-Dickson	Crenshaw-Dickson	Crenshaw-Dickson	Crenshaw-Dickson	Azzopardi	Azzopardi	Azzopardi			
TE	Redman	Redman	Redman	Redman	Redman	Redman	Redman	Redman	Redman			
TE		Rudolph	Rudolph		Harpole	Harpole	Harpole		Harpole			
TE					Tanner							
QB	Mayden	Mayden	Mayden	Mayden	Mayden	Mayden	Mayden	Mayden	Mayden			
RB	Christon	Christon	Christon	Christon	Christon	Christon	Christon	Christon	Christon			
WR	Shaw	Shaw	Shaw	Brooks	Brooks	Brooks	Shaw	Shaw	Shaw			
WR	Brooks	Nicholson	Wesley II	Wesley II		Penny	Penny	Penny	Penny			
WR	Penny			Nicholson				Nicholson				

DEFENSIVE STARTERS

Position	OU	ISU	UCLA	OSU	BSU	AFA	UH	NEV	USU	CSU	SJSU	FS
DE	Fountain	Fountain	Fountain	Fountain	Fountain	Fountain	Fountain	Fountain	Fountain			
DT	Alualu	Alualu	Alualu	Alualu	Alualu	Alualu	Alualu	Alualu	Alualu			
DE	Okpako	Okpako	Okpako	Okpako	Okpako	Okpako	Okpako	Okpako	Okpako			
SAM	McDonald	McDonald	McDonald	McDonald	McDonald	McDonald	McDonald	McDonald	McDonald			
MIKE	Fiaueu	Fiaueu	Fiaueu	Fiaueu	Fiaueu	Fiaueu	Fiaueu	Fiaueu	Fiaueu			
WILL	Moon	Moon	Williams	Moon	Kaho	Kaho	Kaho	Kaho	Moon			
CB	Branch	Tumblin	Tumblin	Tumblin	Tumblin	Tumblin	Tumblin	Tumblin	Tumblin			
WAR	Barfield	Barfield	Barfield	Barfield	Barfield	Barfield	Barfield	Barfield	Barfield			
AZT	Ratcliffe	Ratcliffe	Ratcliffe	Ratcliffe	Ratcliffe	Ratcliffe	Ratcliffe	Ratcliffe	Coffey III			
WAR	Celestine	Celestine	McCuin	Celestine	Celestine	Celestine	McCuin	Hunter	Hunter			
CB	Malone	Malone	Malone	Malone	Malone	Malone	Malone	Malone	Malone			

SPECIALIST STARTERS

Position	OU	ISU	UCLA	OSU	BSU	AFA	UH	NEV	USU	CSU	SJSU	FS
KO	Browning	Browning	Browning	Plascencia	Plascencia	Browning	Browning	Browning	Browning			
PK	Browning	Browning	Browning	Browning	Browning	Browning	Browning	Browning	Browning			
Holder	Ramirez	Ramirez	Ramirez	Ramirez	Ramirez	Ramirez	Ramirez	Ramirez	Ramirez			
Punter	Browning	Browning	Browning	Browning	Browning	Browning	Browning	Browning	Browning			
LS	Wintermeyer	Wintermeyer	Wintermeyer	Wintermeyer	Wintermeyer	Wintermeyer	Wintermeyer	Wintermeyer	Wintermeyer			
SS	Wintermeyer	Wintermeyer	Wintermeyer	Wintermeyer	Wintermeyer	Wintermeyer	Wintermeyer	Wintermeyer	Wintermeyer			
KOR	Christon	Christon	Christon	Christon	Christon	Christon	Canley II	Canley II	Canley II			
PR	Shaw	Shaw	Shaw	Malone	Malone	Shaw	Shaw	Shaw	Shaw			

PARTICIPATION CHART

	OU	ISU	UCLA	OSU	BSU	AFA	UH	NEV	USU	CSU	SJSU	FS
Dressed	75	78	78	72	75	71	72	68				
Played	57	62	62	56	61	60	59	56				
Seniors	17	17	18	16	15	15	16	14				
Juniors	14	14	16	15	12	14	11	12				
Sophomores	18	19	18	18	14	17	18	18				
Freshman (RS/True)	8 (4/4)	12 (7/5)	10 (6/4)	7 (4/3)	12 (8/4)	14 (10/4)	14 (10/4)	12 (8/4)				
Started	22	22	22	22	22	22	22	22	22	22		
Seniors	10	10	11	10	11	12	12	11				
Juniors	7	7	5	5	4	4	5	5				
Sophomores	3	4	5	5	4	4	3	3				
Freshman (RS/True)	2 (0/2)	1 (0/1)	1 (0/1)	2 (0/2)	3 (1/2)	2 (0/2)	2 (1/1)	3 (2/1)				
Making SDSU Debut	14	4	0	1	1	1	0	0				
Making 1st SDSU Start	10	1	3	0	2	0	1	1	1			

CAREER START CHART (Offense/Defense)

Player, Pos.	Yr.	Career Starts	Consecutive Starts	Yearly Total					2021	2019	2018
				2023	2022	2021	2020	2019			
Brandon Grenshaw-Dickson, RT/LT	Sr.	33	7	7	12	14	0	RS	-	-	-
Cedarius Barfield, S/CB	Sr.*	29	15	9	7	9	4	0	RS	-	-
Cooper McDonald, LB	Sr.	25	9	9	6	10	0	-	-	-	-
Mark Redman, TE	Sr.	22	10	9	12	1	0	-	-	-	-
Cade Bennett, LG	Jr.	21	9	9	12	0	RS	0	-	-	-
Noah Tumblin, CB	Sr.	21	8	8	5	8	0	RS	-	-	-
Dez Malone, CB	Jr.	20	20	9	11	0	RS	-	-	-	-
Jalen Mayden, QB	Sr.*	17	17	9	8	0	-	0	0	0	0
Davonagh Celestine, S	Sr.	16	0	5	11	0	0	RS	-	-	-
Ross Ulugalu-Maseuli, RG/C	So.	15	10	9	6	RS	-	-	-	-	-
Zyrus Fiaueu, LB	So.	15	9	9	6	RS	-	-	-	-	-
Cody Moon, LB	Jr.	13	1	4	9	0	RS	-	-	-	-
Kenan Christon, RB	Sr.	12	9	9	0	0	0	3	-	-	-
Jay Rudolph, TE	Sr.	12	0	2	5	5	0	-	-	-	-
Mekhi Shaw, WR	Jr.	11	3	5	5	1	RS	-	-	-	-
Dallas Branch, CB	Sr.*	10	0	1	5	4	0	-	-	-	-
Tapu Alualu, DT	Jr.	9	9	9	-	-	-	-	-	-	-
Garret Fountain, DE	Sr.	9	9	9	0	0	0	RS	-	-	-
Daniel Okpako, DE	Sr.*	9	9	9	0	0	0	0	RS	-	-
Dean Abdullah, RG	Jr.	9	4	6	3	-	-	-	-	-	-
Marcus Ratcliffe, AZT	Fr.	8	0	8	-	-	-	-	-	-	-
Noah Avinger, CB	Jr.	8	0	0	5	3	-	-	-	-	-
Christian Jones, LT	So.	6	0	6	0	RS	-	-	-	-	-
Brienne Penny, WR	Sr.	5	4	5	0	0	0	RS	-	-	-
Vai Kaho, LB	Sr.	5	0	4	0	1	0	-	-	-	-
Myles Murao, RT	So.	5	0	5	0	0	RS	-	-	-	-
Thomas Mirabella, RG	Jr.	5	0	0	5	0	RS	-	-	-	-
Cameron Harpole, TE	So.	4	1	4	0	RS	-	-	-	-	-
Baylin Brooks, WR	Fr.	4	0	4	-	-	-	-	-	-	-
Drew Azzopardi, RT	R-Fr.	3	3	3	RS	-	-	-	-	-	-
Deshawn McCuin, S	Sr.	3	0	2	0	1	0	RS	-	-	-
Joshua Nicholson, WR	So.	3	0	3	0	RS	-	-	-	-	-
Samuela Tuihalamaka, DL	Sr.	3	0	0	0	0	0	0	3	RS	-
Josh Hunter, S	R-Fr.	2	2	2	RS	-	-	-	-	-	-
Jaylan Armstead, RB	Jr.	2	0	0	2	0	RS	-	-	-	-
Martin Blake, RB	So.	2	0	0	2	RS	-	-	-	-	-
Phillippe Wesley II, WR	So.	2	0	2	0	-	-	-	-	-	-
JD Coffey III, S	Jr.	1	1	1	0	0	-	-	-	-	-
Logan Tanner, TE	R-Fr.	1	0	1	RS	-	-	-	-	-	-
New Zealand Williams, LB	So.	1	0	1	0	-	-	-	-	-	-
Joey Wright, LT	Jr.	1	0	0	1	0	RS	-	-	-	-

* - Utilizing extra year of eligibility offered by the NCAA due to COVID-19 pandemic

MISCELLANEOUS STATISTICS

MISCELLANEOUS

Game	Coin Toss	KO/Receive	1st Off. Play	1st Off. Poss	1st Def. Poss.	Game Time	Game Length	Jersey	Pants	Result
Ohio	Ohio won, def.	Receive	Mayden rush	Field Goal	Field Goal	4:00 p.m. PT	3:26	Black	Black	W, 20-13
Idaho State	SDSU won, def.	Kickoff	Mayden pass	Punt	Punt	7:30 p.m. PT	3:38	Black	Black	W, 36-28
UCLA	SDSU won, def.	Kickoff	Christon rush	Punt	Punt	4:39 p.m. PT	3:20	Black	Black	L, 10-35
Oregon State	OSU won, def.	Receive	Mayden pass	Punt	Field Goal	12:35 p.m. PT	3:05	White	Black	L, 9-26
Boise State	BSU won, def.	Receive	Christon run	Fumble	Punt	7:32 p.m. PT	3:12	Black	Black	L, 31-34
Air Force	AFA won, def.	Receive	Mayden pass	Punt	Punt	6:02 p.m. MT	2:52	White	Black	L, 10-49
Hawai'i	SDSU won, def.	Kickoff	Mayden rush	Field Goal	Punt	5:02 p.m. HT	3:24	White	Black	W, 41-34
Nevada	NEV won, def.	Receive	Christon rush	Punt	Field Goal	6:05 p.m. PT	2:58	Black	Black	L, 0-6
Utah State	SDSU won, def.	Kickoff	Mayden pass	Punt	Punt	4:05 p.m. PT	3:28	Black	Black	L, 24-32

AVERAGE STARTING FIELD POSITION

Category	San Diego State	Opponents
Drives Started	107	108
Cumulative Starting Yard Line	3,505	2,851
Average Field Position	Own 32.76	Own 26.40
Drives Started in Opponent Territory/Att. to Score	19/7	8/1
Scores/Touchdowns, Field Goals	7/5,2	1/1,0
Points	36	6
Drives Started (Inside/At Own 25)	55 (31/24)	73 (50/23)
Points Scored (TDs/FGs)	63 (8/5)	126 (16/10)

* - kick/punt returns for a touchdown not included. & - overtime possessions not included

SDSU OFFENSIVE POSSESSIONS (DEF/ST SCORES NOT INCLUDED)

Game	Poss.	TD	FG	MFG	Punt	TO	Clock	Downs	3&Out*	PPP^
Ohio	10	2	2	1	3	1	0	1	2	2.00
Idaho State	15	4	2	0	5	3	1	0	3	2.00
UCLA	13	1	1	0	7	3	0	1	5	0.69
Oregon State	11	1	1	2	6	1	0	0	2	0.82
Boise State	12	4	1	1	3	2	1	0	3	2.25
Air Force	9	1	1	0	5	1	0	1	4	1.00
Hawai'i	14	4	2	1	4	1	1	1	4	2.14
Nevada	10	0	0	1	6	1	0	2	4	0.00
Utah State	15	3	1	1	6	1	1	2	4	1.40

* - less if there is a turnover or end of half; must not have earned a first down or scored points. + - indicates team scored a non-offensive touchdown. & - overtime possession included. # - possession/turnover not included when offense never had ball (turnover on special teams). ^ - PATs/2-pt. not included. • - also includes free kick after a safety.

OPPONENT OFFENSIVE POSSESSIONS (DEF/ST SCORES NOT INCLUDED)

Game	Poss.	TD	FG	MFG	Punt	TO	Clock	Downs	3&Out*	PPP^
Ohio	10	1	2	1	3	3	0	0	3	1.30
Idaho State	14	3	2	0	3	3	0	3	4	1.71
UCLA	14	5	0	0	5	2	2	0	2	2.14
Oregon State	12	3	2	1	3	2	1	0	2	2.00
Boise State	12	4	2	0	5	0	1	0	4	2.50
Air Force	8	6	0	0	1	0	1	0	1	4.50
Hawai'i	14	4	2	0	4	3	0	1	5	2.14
Nevada	11	0	2	2	6	0	1	0	4	0.55
Utah State	15	4	1	1	7	0	1	1	5	1.80

* - less if there is a turnover or end of half; must not have earned a first down or scored points. + - indicates team scored a non-offensive touchdown. & - overtime possession included. # - possession/turnover not included when offense never had ball (turnover on special teams). ^ - PATs/2-pt. not included. • - also includes free kick after a safety.

DRIVE ANALYSIS

Game	SDSU		OPPONENT	
	TD	FG	TD	FG
Ohio	2	2	1	2
Idaho State	4	2	3	2
UCLA	1	1	5	0
Oregon State	1	1	3	2
Boise State	4	1	4	2
Air Force	1	1	6^	0
Hawai'i	4^	2	4	2
Nevada	0	0	0	2
Utah State	3	1	4	1
TOTALS	20	11	30	13

^ - indicates team scored a non-offensive touchdown. & - overtime drives included

GAME-OPENING DRIVE

Game	SDSU			OPPONENT		
	Pts.	FD	Yds.	Pts.	FD	Yds.
Ohio	3	2	44	3	5	81
Idaho State	0	1	4	0	0	4^
UCLA	0	0	3^	0	0	7^
Oregon State	0	1	34	3	3	60
Boise State	0	1	29	0	1	19
Air Force	0	1	17	0	2	43
Hawai'i	3	0	8	0	0	5^
Nevada	0	0	7^	3	4	51
Utah State	0	2	28	0	0	5^
TOTALS	6	8	174	9	15	275
AVERAGES	0.67	0.89	19.33	1.00	1.67	30.56

^ - indicates possession ended in a 3-and-out

OPENING SECOND-HALF DRIVE

Game	SDSU			OPPONENT		
	Pts.	FD	Yds.	Pts.	FD	Yds.
Ohio	0	0	0^	0	5	62
Idaho State	0	3	46	0	0	-10^
UCLA	0	1	23	0	1	26
Oregon State	0	1	30	0	0	7^
Boise State	0	2	44	0	0	-14^
Air Force	0	0	8^	7	3	75
Hawai'i	0	1	12	3	3	64
Nevada	0	1	18	0	0	5^
Utah State	0	0	8^	7	3	73
TOTALS	0	9	189	17	15	288
AVERAGES	0.00	1.00	21.00	1.89	1.67	32.00

^ - indicates possession ended in a 3-and-out

MISCELLANEOUS STATISTICS

SDSU SCORING DRIVES

Opponent	Plays	Drive Yds.	TOP	Type Of Score	Qtr/Time	Drive Start	Scoring Play
Ohio	10	44	4:07	FG	1st/10:53	SD 25	Browning 49-yd field goal
	7	71	0:44	TD	2nd/0:00	SD 29	Redman 13-yd pass f/ Mayden
	10	77	6:09	FG	4th/13:32	SD 19	Browning 21-yd field goal
	11	79	6:29	TD	4th/5:39	SD 21	Redman 4-yd pass f/ Mayden
Idaho State	6	33	1:48	FG	1st/8:49	SD 26	Browning 43-yd field goal
	2	32	0:44	TD	1st/2:54	ISU 32	Mayden 24-yd rush
	12	68	7:12	TD	2nd/6:35	SD 32	Armstead 4-yd rush
	7	25	3:22	FG	2nd/1:10	ISU 49	Browning 41-yd field goal
	5	27	2:32	TD	3rd/6:09	ISU 27	Blake 3-yd rush
	3	70	1:22	TD	4th/6:50	SD 30	Mayden 56-yd rush
UCLA	9	75	4:53	TD	1st/2:33	SD 25	Shaw 21-yd pass f/ Mayden
	10	48	5:18	FG	2nd/5:03	SD 25	Browning 44-yd field goal
Oregon State	8	31	1:21	FG	2nd/0:44	SD 35	Browning 52-yd field goal
	9	57	5:08	TD	4th/9:01	SD 43	Armstead 6-yd rush
Boise State	6	52	3:23	TD	1st/7:37	SD 48	Brooks 35-yd pass f/ Mayden
	6	50	2:45	FG	2nd/9:13	SD 45	Browning 22-yd field goal
	7	75	4:25	TD	2nd/2:48	SD 25	Armstead 2-yd rush
	10	92	3:43	TD	4th/14:17	SD 8	Armstead 10-yd rush
	7	72	1:15	TD	4th/0:42	SD 28	Mayden 10-yd rush
Air Force	17	80	9:32	TD	2nd/13:34	SD 20	Nicholson 21-yd pass f/ Mayden
	8	31	0:43	FG	2nd/0:00	SD 25	Browning 61-yd field goal
Hawai'i	4	8	1:58	FG	1st/12:12	UH 13	Browning 22-yd field goal
	6	43	3:16	TD	1st/4:16	UH 43	Sutton 1-yd rush
	-	-	-	TD	2nd/12:25	-	McCuin 70-yd interception return
	13	68	7:38	FG	3rd/0:56	SD 25	Browning 24-yd field goal
	3	76	1:18	TD	4th/13:33	SD 24	Shaw 69-yd pass f/ Mayden
Utah State	3	24	0:49	TD	4th/12:27	UH 24	Sutton 2-yd rush
	5	23	2:56	TD	4th/2:11	UH 23	Armstead 1-yd rush
	6	88	3:18	TD	2nd/14:10	SD 12	Redman 9-yd pass f/ Mayden
Utah State	9	79	4:08	TD	4th/7:10	SD 21	Christon 10-yd pass f/ Mayden
	9	49	1:54	FG	4th/0:33	SD 45	Browning 23-yd field goal
	2	25	0:00	TD	0T/0:00	US 23	Penny 27-yd pass f/ Mayden

OPPONENT SCORING DRIVES

Opponent	Plays	Drive Yds.	TOP	Type Of Score	Qtr/Time	Drive Start	Scoring Play
Ohio	14	81	6:26	FG	1st/4:22	OU 17	Spetic 19-yd field goal
	7	40	2:59	TD	1st/3:19	OU 21	Spetic 40-yd field goal
	11	75	5:34	TD	4th/13:02	OU 35	Cross 3-yd pass f/ Harris
Idaho State	11	61	3:10	FG	1st/8:49	ISU 25	Kopcho 32-yd field goal
	8	59	3:04	FG	2nd/14:50	ISU 25	Kopcho 33-yd field goal
	6	65	0:50	TD	2nd/0:14	ISU 35	Fredericksen 24-yd pass f/ Cooke
	14	80	4:59	TD	4th/13:34	ISU 20	James 8-yd pass f/ Hays
	11	68	3:01	TD	4th/0:39	ISU 32	Hays 2-yd rush
UCLA	1	81	0:11	TD	1st/7:26	UCLA 19	Norwood 81-yd pass f/ Moore
	7	75	2:37	TD	2nd/14:56	UCLA 25	Steele 13-yd rush
	3	69	1:01	TD	2nd/10:21	UCLA 32	Harden 59-yd rush
	7	85	0:56	TD	2nd/1:20	UCLA 15	Loya 24-yd pass f/ Moore
	12	80	4:20	TD	3rd/2:05	UCLA 20	Ryan 6-yd pass f/ Moore
Oregon State	10	60	4:48	FG	1st/7:57	OSU 10	Sappington 48-yd field goal
	11	43	3:42	FG	2nd/13:36	OSU 31	Sappington 44-yd field goal
	6	80	2:48	TD	2nd/8:32	OSU 20	Gray 3-yd rush
	7	84	3:36	TD	3rd/7:40	OSU 16	Uiagalelei 1-yd rush
	1	75	0:13	TD	4th/8:48	OSU 25	Gould 75-yd pass f/ Uiagalelei
	5	76	2:21	TD	2nd/11:58	BS 24	McAlister 25-yd pass f/ Green
Boise State	4	79	1:55	TD	2nd/7:13	BS 21	Jeanty 58-yd rush
	11	72	2:22	FG	2nd/0:22	BS 16	Dalmas 29-yd field goal
	9	68	4:19	FG	3rd/4:52	BS 23	Dalmas 27-yd field goal
	4	26	1:37	TD	3rd/3:05	SD 26	Green 10-yd rush
	11	50	4:52	TD	4th/2:02	50	Jeanty 6-yd rush
	7	75	3:03	TD	2nd/10:31	AF 25	Harris 7-yd rush
Air Force	9	53	5:04	TD	2nd/4:21	AF 47	Michel 2-yd rush
	6	80	2:09	TD	2nd/0:43	AF 20	Michel 3-yd rush
	6	75	2:56	TD	3rd/12:04	AF 25	Harris 54-yd pass f/ Larrier
	6	79	3:00	TD	3rd/7:18	AF 21	Roznos 53-yd pass f/ Larrier
	-	-	-	TD	3rd/7:09	-	Taylor 30-yd interception return
	16	85	10:20	TD	4th/9:45	AF 15	Jones 4-yd rush
Hawai'i	10	91	4:30	TD	2nd/7:49	UH 9	Ashlock 17-yd pass f/ Schager
	3	67	1:29	TD	2nd/1:30	UH 33	Perry 8-yd pass f/ Schager
	10	64	4:47	FG	3rd/8:34	UH 7	Shipley 46-yd field goal
	3	75	0:56	TD	3rd/0:00	UH 25	Cenacle 52-yd pass f/ Schager
	3	75	2:05	TD	4th/10:22	UH 25	Sims 1-yd rush
Nevada	6	45	1:12	FG	4th/2:11	UH 25	Shipley 47-yd field goal
	13	51	6:30	FG	1st/7:03	NV 28	Talton 39-yd field goal
Utah State	6	46	0:50	FG	2nd/0:00	NV 35	Talton 37-yd field goal
	14	68	3:56	FG	2nd/10:14	US 25	Testa 24-yd field goal
	9	73	3:43	TD	3rd/8:43	US 27	Royals 50-yd pass f/ Legas
	7	92	2:25	TD	4th/13:40	US 8	Booth 19-yd rush
	3	25	0:00	TD	0T/0:00	SD 25	Vaughn 18-yd pass f/ Legas
	2	25	0:00	TD	0T2/0:00	SD 25	Briggs 20-yd rush

MISCELLANEOUS STATISTICS

	San Diego State	Opponents
TOTAL SCORE	181	227
Time Spent in the Lead (<i>Tied 123:09</i>)	172:07	244:44
Total Plays - Yards	571-2,915	615-3,750
Plus Territory: Plays-Yards	294-1,137	261-1,171
Drives with Plays in Plus Territory (<i>OT not included</i>)	61-of-109	62-of-110
First Down Plays/Yards	238/1,311	274/1,860
Average on First Down	5.51	6.79
Rushes-Yards (Avg.)	157-719 (4.58)	141-669 (4.74)
Passes-Yards (Avg.)	77-592 (7.69)	130-1,191 (9.16)
First Down Sacked-Yards (recorded as a rush)	4(-25)	3(-6)
First Down Penalties by Opponent-Yards	8-85	8-93
First Down Penalties by Offense-Yards	13-105	12-109
First Downs Made	42	54
First Down Turnovers	3	3
First Down Touchdowns	7	14
Third Down Efficiency (Pct.)	42-126 (33.33)	49-118 (41.53)
Rushing (Pct.)	22-53 (41.51)	18-37 (48.65)
Passing (Pct.)	20-67 (29.85)	31-77 (40.26)
Third Down Sacked-Yards (recorded as a rush)	6(-48)	5(-39)
Conversion Penalties	1	3
Third Down Penalties by Opponent-Yards	4-40	4-27
Third Down Penalties by Offense-Yards	2-10	2-30
Yards Gained	618	685
Average Yards Gained/Att.	4.90	5.81
3rd & Long (9 or more yards)	4-30 (13.33)	6-28 (21.43)
3rd & Short (4 or fewer yards)	26-48 (54.17)	22-44 (50.00)
Third Down Turnovers	5	2
Third Down Touchdowns	6	7
Fourth Down Efficiency (yards)	6-12 (19)	7-10 (67)
Three and Outs or Less (Must Have Earned 1st Down or Scored)	38	32
Opponent Turnovers-Points (per Turnover)	14-44 (3.14)	14-21 (1.50)
* - indicates an additional turnover gained in overtime		
Scores-Times in the Red Zone (Points)	19-27 (112)	26-29 (154)
Plays-Yards	80-216	73-238
Third Down Efficiency	7-17	6-20
Scores-Times in Goal to Go (Points)	17-30 (87)	17-19 (102)
Plays-Yards	39-93	34-72
Explosive Plays (20-Plus Yards)	34	44
Rushing	10	9
Passing	24	35
Yards by Quarter:		
First	721	645
Second	657	1,333
Third	575	924
Fourth	924	798
Overtime	38	50

FIRST DOWNS EARNED

Name	Pass	Receive	Rush	Total
Armstead	0	0	16	16
Blake	1	5	8	14
Brooks	0	9	0	9
Christon	0	9	12	21
Davis	0	2	4	6
Harpole	0	1	0	1
Mayden	68	0	25	93
Nicholson	0	2	0	2
Penny	0	12	0	12
Redman	0	13	0	13
Rudolph	0	2	0	2
Shaw	0	12	0	12
Sutton	0	0	6	6
Wesley II	0	2	0	2
TOTALS	69	69	71	209

MISCELLANEOUS STATISTICS

RESULT OF SAN DIEGO STATE TURNOVERS

Opponent	Qtr.	Turnover (Player)	Defender	Led To	Pts.*
Ohio	1	Fumble (Armstead)	Henderson (FF), Brawley (FR)	Punt	0
Idaho State	2	Fumble (Mayden)	George (FF), Brooks (FR)	Downs	0
	2	Interception (O'Dell)	Young (INT)	End of Half	0
	3	Fumble (Armstead)	Young (FF), Tuioti (FR)	Punt	0
UCLA	3	Interception (Mayden)	Johnson (INT)	Fumble	0
	3	Interception (Mayden)	Muasau (INT)	Touchdown	7
	4	Interception (Mayden)	Johnson (INT)	Punt	0
Oregon State	4	Interception (Mayden)	Arnold (INT)	Interception	0
Boise State	1	Fumble (Mayden)	Robinson (FF), Simpson (FR)	Punt	0
	3	Fumble (Mayden)	Hassanein (FF), Virgin (FR)	Touchdown	7
Air Force	3	Interception (Mayden)	Taylor (INT)	Touchdown	7
Hawai'i	2	Interception (Mayden)	Manuma (INT)	Interception	0
Nevada	4	Fumble (Mayden)	Maldonado (FR)	End of Half	0
Utah State	OT2	Interception (Mayden)+	Larsen (INT)	End of Game	0

RESULT OF OPPONENT TURNOVERS

Opponent	Qtr.	Turnover (Player)	Defender	Led To	Pts.*
Ohio	2	Interception (Harris)	White (INT)	Missed FG	0
	2	Interception (Harris)	Barfield (INT)	Touchdown	7
	4	Interception (Harris)	Williams (INT)	End of Game	0
Idaho State	1	Interception (Cooke)	Barfield (INT)	Touchdown	7
	2	Interception (Hays)	Malone (INT)	Field Goal	3
	4	Interception (Cooke)	Tumblin (INT)	Punt	0
UCLA	3	Fumble (Moore)	Fiaseu (FF), White (FR)	Interception	0
	4	Fumble (Yankoff)	Fiaseu (FF, FR)	Interception	0
Oregon State	4	Interception (Uiagalelei)	Barfield (INT)	Touchdown	6
	4	Interception (Uiagalelei)	Tumblin (INT)	Missed FG	0
Hawai'i	2	Interception (Schager)	McCuin (INT)	Touchdown	7
	2	Fumble (McBride)	Fiaseu (FR)	Missed FG	0
	4	Fumble (Ashlock)	Fiaseu (FF), Mitchell (FR)	Touchdown	7
	4	Fumble (Sims)	Henderson (FF, FR)	Touchdown	7

Opponent's 14 turnovers resulted in 44 points for San Diego State
 San Diego State's 14 turnovers resulted in 21 opponent points
 + - indicates turnover was gained in overtime

TURNOVER ANALYSIS

	TO	Opp. Pts.	TD/FG	Pts./TO*
San Diego State	14+	21	3/0	1.50
Opponent	14	44	6/1	3.14

+ - indicates an additional turnover was lost in overtime

TURNOVERS LOST

Name	TO's Lost	Fum.	Int.	Points	^PPT
Armstead	2	2	0	0	0.00
Mayden	11	4	7	21	1.91
O'Dell	1	0	1	0	0.00
TOTALS	15	6	8	21	1.50

TO'S Lost - turnovers lost. Fum. - fumbles lost. Int. - Interceptions thrown. Points - points scored by the opponent after a turnover. ^PPT - points per turnover scored by the opponent (does not include turnovers gained in overtime). NOTE: Total turnovers equals FUM and INT.

TURNOVERS GAINED

Name	#TAPO	FF	FR	Int.	Points	^PPT
Barfield	3	0	0	3	20	6.67
Fiaseu	5	3	2	0	3.5	1.75
Henderson	2	1	1	0	7	7.00
Malone	1	0	0	1	3	3.00
McCuin	1	0	0	1	7	7.00
Mitchell	1	0	1	0	3.5	3.50
Tumblin	2	0	0	2	0	0.00
White	2	0	1	1	0	0.00
Williams	1	0	0	1	0	0.00
TOTALS	18	4	5	9	44	3.14

#TAPO - turnovers a part of (FF, FR, Int.). FF - forced fumbles, FR - fumbles recovered. Int. - Interceptions. Points - points scored off an opponent's turnover (NOTE: fumbles forced and fumbles recovered are each awarded half the points for SDSU's score ex.: a touchdown and PAT after a fumble gives each player 3.50 points). ^PPT - points per turnover scored by SDSU (+ - indicates an additional turnover was gained in overtime. * - total turnovers equals FR and Int.)

MISCELLANEOUS STATISTICS

SAN DIEGO STATE BIG OFFENSIVE PLAYS (20+ YARDS) (34 overall)

Game	Player	Type	Down & Dist.	Yards
Ohio (4)	Christon	Rush	1st & 10	20
	Mayden/Shaw	Pass	1st & 10	22
	Armstead	Rush	1st & 10	48
	Mayden/Redman	Pass	2nd & 6	23
Idaho State (4)	Mayden/Blake	Pass	2nd & 6	29
	Mayden	Rush	2nd & 2	24
	Mayden	Rush	1st & 20	21
	Mayden	Rush	1st & 10	56
UCLA (2)	Mayden/Blake	Pass	2nd & 2	20
	Mayden/Shaw	Pass	2nd & 7	21
Oregon State (6)	Mayden	Rush	2nd & 5	24
	Mayden/Redman	Pass	3rd & 5	24
	Mayden/Penny	Pass	1st & 10	24
	Mayden/Brooks	Pass	2nd & 9	24
	Mayden/Penny	Pass	2nd & 1	22
	Mayden/Redman	Pass	1st & 10	29
Boise State (5)	Mayden/Brooks	Pass	3rd & 3	34
	Mayden/Brooks	Pass	2nd & 2	37
	Mayden/Penny	Pass	1st & 10	32
	Mayden/Brooks	Pass	2nd & 8	22
	Mayden/Penny	Pass	3rd & 10	36
Air Force (3)	Mayden/Redman	Pass	1st & 10	21
	Mayden/Nicholson	Pass	2nd & 9	21
	Christon	Rush	2nd & 10	22
Hawai'i (5)	Mayden/Shaw	Pass	1st & 10	30
	Mayden/Brooks	Pass	2nd & 5	21
	Mayden/Shaw	Pass	3rd & 3	69
	Mayden/Penny	Pass	2nd & 10	20
	Davis	Rush	1st & 10	25
Utah State (5)	Sutton	Rush	1st & 10	62
	Mayden/Blake	Pass	1st & 10	33
	Mayden/Shaw	Pass	1st & 10	24
	Christon	Rush	3rd & 2	25
	Mayden/Penny	Pass	2nd & 25	27

RED indicates touchdown scored on the play

OPPONENT BIG OFFENSIVE PLAYS (20+ YARDS) (44 overall)

Game	Player	Type	Down & Dist.	Yards
Ohio (3)	Harris/Cross	Pass	3rd & 2	22
	Harris/Kacmarek	Pass	2nd & 11	20
	Harris/Walton	Pass	3rd & 19	20
Idaho State (5)	Hays/James	Pass	2nd & 10	39
	Cooke/Jordan Jr.	Pass	2nd & 7	27
	Cooke/Fredericksen	Pass	1st & 10	24
	Hays/Wallace	Pass	3rd & 10	23
	Hays/Kauhi	Pass	1st & 10	23
UCLA (7)	Moore/Norwood	Pass	1st & 10	81
	Harden	Rush	3rd & 1	59
	Moore/Matavoo	Pass	2nd & 10	35
	Moore/Loya	Pass	1st & 10	24
	Moore/Loya	Pass	1st & 10	22
	Moore/Loya	Pass	1st & 10	23
	Schlee	Rush	2nd & 5	23
Oregon State (7)	Martinez	Rush	2nd & 10	43
	Uiagalelei/Velling	Pass	1st & 10	31
	Uiagalelei/Munyagi	Pass	2nd & 12	35
	Uiagalelei/Walker	Pass	1st & 10	24
	Uiagalelei/Velling	Pass	2nd & 10	20
	Uiagalelei/Bolden	Pass	1st & 10	31
	Uiagalelei/Gould	Pass	1st & 10	75
Boise State (6)	Green/Jeanty	Pass	1st & 10	37
	Green/McAlister	Pass	2nd & 6	25
	Jeanty	Rush	2nd & 8	58
	Jeanty	Rush	1st & 10	36
	Jeanty	Rush	2nd & 10	25
	Green/McAlister	Pass	3rd & 3	39
Air Force (6)	Larrier	Rush	1st & 10	41
	Larrier	Rush	2nd & 5	34
	Larrier/Harris	Pass	4th & 4	28
	Larrier/Roznos	Pass	1st & 10	26
	Larrier/Harris	Pass	1st & 10	54
	Larrier/Roznos	Pass	2nd & 10	53
Hawai'i (6)	Schager/Cenacle	Pass	1st & 10	27
	Schager/McBride	Pass	1st & 10	62
	Schager/Ashlock	Pass	1st & 10	28
	Schager/Cenacle	Pass	1st & 10	52
	Schager/McBride	Pass	1st & 10	65
	Schager/Cenacle	Pass	1st & 10	21
Nevada (1)	Lewis/Campbell	Pass	3rd & 21	44
Utah State (3)	Legas/Royals	Pass	2nd & 10	50
	Legas/Vaughn	Pass	3rd & 1	38
	Briggs	Rush	2nd & 5	20

RED indicates touchdown scored on the play

SAN DIEGO STATE BIG OFFENSIVE PLAYS (20+ YARDS)

Name	Total	Rushing	Receiving	20-29	30-39	40-49	50-59	60-69	70-79	80-89	90-99
Armstead	1	1				1					
Blake	3		3	2	1						
Brooks	5		5	3	2						
Christon	3	3		3							
Davis	1	1		1							
Mayden	4	4		3			1				
Nicholson	1		1	1							
Penny	6		6	4	2						
Redman	4		4	4							
Shaw	5		5	3	1			1			
Sutton	1	1						1			
SDSU TOTALS	34	10	24	24	6	1	1	2	0	0	0
OPPONENT	44	9	35	21	10	3	6	2	1	1	0

MISCELLANEOUS STATISTICS

SEASON HIGHS

POINTS SCORED

12, Lucky Sutton at Hawai'i* (Oct. 14)
 12, Jaylon Armstead vs. Boise State* (Sept. 22)
 12, Mark Redman vs. Ohio (Aug. 26)
 12, Jalen Mayden vs. Idaho State (Sept. 2)
 11, Jack Browning at Hawai'i* (Oct. 14)

TOUCHDOWNS SCORED

2, 4x, last Lucky Sutton at Hawai'i* (Oct. 14)

MOST RUSHING ATTEMPTS

16, Jalen Mayden vs. Boise State* (Sept. 22)
 14, Jalen Mayden vs. Nevada* (Oct. 21)
 14, Jalen Mayden at Air Force* (Sept. 30)
 14, Jalen Mayden at Oregon State (Sept. 16)
 13, Jalen Mayden at Hawai'i* (Oct. 14)

MOST RUSHING YARDS

132, Jalen Mayden vs. Idaho State (Sept. 2)
 86, Lucky Sutton vs. Utah State* (Nov. 4)
 85, Jalen Mayden vs. Boise State* (Sept. 22)
 78, Jaylon Armstead vs. Ohio (Aug. 26)
 60, Jaylon Armstead vs. Idaho State (Sept. 2)

MOST RUSHING TOUCHDOWNS

2, Lucky Sutton at Hawai'i* (Oct. 14)
 2, Jaylon Armstead vs. Boise State* (Sept. 22)
 2, Jalen Mayden vs. Idaho State (Sept. 2)

LONGEST RUSH

62, Lucky Sutton vs. Utah State* (Nov. 4)
56, Jalen Mayden vs. Idaho State (Sept. 2)
 48, Jaylon Armstead vs. Ohio (Aug. 26)
 25, Cam Davis at Hawai'i* (Oct. 14)
 24, 2x, last Jalen Mayden at Oregon State (Sept. 16)

MOST PASSING ATTEMPTS

39, Jalen Mayden vs. Utah State* (Nov. 4)
 37, Jalen Mayden vs. UCLA (Sept. 9)
 32, Jalen Mayden at Oregon State (Sept. 16)
 27, Jalen Mayden vs. Ohio (Aug. 26)
 24, Jalen Mayden at Air Force* (Sept. 30)

MOST PASSING COMPLETIONS

25, Jalen Mayden vs. Utah State* (Nov. 4)
 20, Jalen Mayden at Oregon State (Sept. 16)
 19, Jalen Mayden vs. UCLA (Sept. 9)
 18, Jalen Mayden at Hawai'i* (Oct. 14)
 17, Jalen Mayden vs. Ohio (Aug. 26)

MOST PASSING YARDS

265, Jalen Mayden vs. Utah State* (Nov. 4)
 256, Jalen Mayden at Oregon State (Sept. 16)
 241, Jalen Mayden vs. Boise State* (Sept. 22)
 221, Jalen Mayden at Hawai'i* (Oct. 14)
 196, Jalen Mayden vs. UCLA (Sept. 9)

MOST PASSING TOUCHDOWNS

3, Jalen Mayden vs. Utah State* (Nov. 4)
 2, Jalen Mayden vs. Ohio (Aug. 26)

LONGEST PASS

69, Jalen Mayden at Hawai'i* (Oct. 14)
 37, Jalen Mayden vs. Boise State* (Sept. 22)
 36, Jalen Mayden vs. Boise State* (Sept. 22)
34, Jalen Mayden vs. Boise State* (Sept. 22)
 33, Jalen Mayden vs. Utah State* (Nov. 4)

MOST RECEPTIONS

8, Kenan Christon vs. Utah State* (Nov. 4)
 6, Mekhi Shaw at Hawai'i* (Oct. 14)
 6, Brionne Penny at Oregon State (Sept. 16)
 5, 6x, last Mark Redman vs. Utah State* (Nov. 4)

MOST RECEIVING YARDS

126, Mekhi Shaw at Hawai'i* (Oct. 14)
 117, Baylin Brooks vs. Boise State* (Sept. 22)
 97, Brionne Penny vs. Boise State* (Sept. 22)
 77, 2x, last Brionne Penny at Oregon State (Sept. 16)

MOST RECEIVING TOUCHDOWNS

2, Mark Redman vs. Ohio (Aug. 26)

LONGEST RECEPTION

69, Mekhi Shaw at Hawai'i* (Oct. 14)
 37, Baylin Brooks vs. Boise State* (Sept. 22)
 36, Brionne Penny vs. Boise State* (Sept. 22)
34, Baylin Brooks vs. Boise State* (Sept. 22)

33, Martin Blake vs. Utah State* (Nov. 4)

MOST FIELD GOALS

2, 3x, last Jack Browning at Hawai'i* (Oct. 14)

LONGEST FIELD GOAL

61, Jack Browning at Air Force* (Sept. 30)
 52, Jack Browning at Oregon State (Sept. 16)
 49, Jack Browning vs. Ohio (Aug. 26)
 44, Jack Browning vs. UCLA (Sept. 9)
 43, Jack Browning vs. Idaho State (Sept. 2)

MOST PUNTS

7, Jack Browning vs. UCLA (Sept. 9)
 6, 3x, last Jack Browning vs. Utah State* (Nov. 4)

HIGHEST PUNTING AVERAGE

56.3, Jack Browning vs. Ohio (Aug. 26)
 56.0, Jack Browning at Hawai'i* (Oct. 14)
 47.5, Jack Browning vs. Utah State* (Nov. 4)
 46.4, Jack Browning at Air Force* (Sept. 30)
 43.2, Jack Browning vs. Idaho State (Sept. 2)

LONGEST PUNT

66, Jack Browning at Hawai'i* (Oct. 14)
 65, Jack Browning vs. Utah State* (Nov. 4)
 63, Jack Browning at Hawai'i* (Oct. 14)
 60, Jack Browning vs. Ohio (Aug. 26)
 58, 2x, last Jack Browning vs. Utah State* (Nov. 4)

LONGEST PUNT RETURN

36, Dez Malone vs. Boise State* (Sept. 22)
 21, Cam Davis vs. Boise State* (Sept. 22)
 17, Eric Butler at Hawai'i* (Oct. 14)
 15, Mekhi Shaw vs. UCLA (Sept. 9)
 13, Mekhi Shaw vs. Utah State* (Nov. 4)

MOST PUNT RETURN YARDS

36, Dez Malone vs. Boise State* (Sept. 22)
 30, Mekhi Shaw vs. Utah State* (Nov. 4)
 25, Cam Davis vs. Boise State* (Sept. 22)

LONGEST KICKOFF RETURN

71, Kenan Christon vs. Boise State* (Sept. 22)
 35, Martin Blake vs. Idaho State (Sept. 2)

33, Kenan Christon at Oregon State (Sept. 16)
 29, Martin Blake vs. Ohio (Aug. 26)

MOST KICKOFF RETURN YARDS

104, Kenan Christon vs. Boise State* (Sept. 22)
 64, Kenan Christon at Oregon State (Sept. 16)
 51, Sheldon Canley II at Hawai'i* (Oct. 14)
 44, Martin Blake vs. Ohio (Aug. 26)
 41, Kenan Christon vs. UCLA (Sept. 9)

MOST ALL-PURPOSE YARDS

152, Kenan Christon vs. Boise State* (Sept. 22)
 140, Mekhi Shaw at Hawai'i* (Oct. 14)
 133, Martin Blake vs. Idaho State (Sept. 2)
 132, Jalen Mayden vs. Idaho State (Sept. 2)
 117, Baylin Brooks vs. Boise State* (Sept. 22)

MOST TACKLES

13, Cody Moon vs. Utah State* (Nov. 4)
 12, Zyrus Fiasou vs. UCLA (Sept. 9)
 12, Cody Moon vs. Ohio (Aug. 26)
 9, Zyrus Fiasou at Air Force* (Sept. 30)
 8, Eric Butler vs. Boise State* (Sept. 22)

MOST SACKS

3.0, Zyrus Fiasou vs. Utah State* (Nov. 4)
 1.5, Tupu Alualu vs. Idaho State (Sept. 2)
 1, 8x, last Zyrus Fiasou vs. Nevada* (Oct. 21)

MOST TACKLES FOR LOSS

3.0, Zyrus Fiasou vs. Utah State* (Nov. 4)
 2.5, Eric Butler vs. Boise State* (Sept. 22)
 2, 4x, last Tupu Alualu vs. Utah State* (Nov. 4)

MOST INTERCEPTIONS

1, 7x, last Deshawn McCuin at Hawai'i* (Oct. 14)

LONGEST INTERCEPTION RETURN

70, Deshawn McCuin at Hawai'i* (Oct. 14)
 40, New Zealand Williams vs. Ohio (Aug. 26)

RED indicates touchdown scored on play

THIRD DOWN EFFICIENCY ANALYSIS

	Total	Pct.	1	2	3	4	5	6	7	8	9	10	11+	Longest Converted
SAN DIEGO STATE	42-125	33.60	9-14	6-12	7-15	3-7	3-16	3-9	3-7	1-7	2-7	2-10	2-20	3rd & 15 - vs. Utah State
OPPONENTS	48-116	41.38	8-14	5-12	7-12	4-7	8-14	4-12	3-4	3-7	2-7	3-12	4-16	3rd & 21 - vs. Nevada

GOAL TO GO

	No.	Score	TD	FG	MFG	Downs	TOs	Half	Game	Points [^]	PPP
SAN DIEGO STATE	12	10	8	2	0	0	2	0	0	54	4.50
OPPONENTS	12	12	10	2	0	0	0	0	0	66	5.50

[^] - does not include PAT. PPP - points per possession

PUNT ANALYSIS

	Punts	Yards	Avg.	TB	Returns	Yards	Avg.	Net		In 20	In 10	In 5	Opp. Territory		Adj. 50 & Out	
								Avg.	Pct. Not Returned				No.	Yds.	No.	Avg.
Jack Browning	45	2,036	45.24	4	11	43	3.91	41.33	75.56	18	7	2	7	261	38	46.71
TOTAL	45	2,036	45.24	4	11	43	3.91	41.33	75.56	18	7	2	7	261	38	46.71
OPPONENTS	37	1,461	39.49	2	17	176	10.35	30.33	56.67	9	4	1	7	219	30	41.40

Returns - times the opponent returned a punt. Yards - yards for the returned punts. Avg. - yards per returned punt. Pct. Not Returned - percent of punts that were not returned. In 20 - inside the 20. In 10 - inside the 10. In 5 - inside the 5. Opp. Territory - number and yards of punts inside opponents territory. Adj. 50 & Out - punt average excluding punts inside opponents territory.

KICKOFF ANALYSIS

	Total	RET	FC	MUF	NA	TB	In 20	In 25	OB	OnS	Squib	Total YL	Return YL	AFP	AFP w/R
Jack Browning	30	13	1	0	17	15	3	5	1	0	0	758	323	25.27	24.85
Gabriel Plascencia	8	4	0	0	4	2	1	2	1	1	0	196	111	28.00	27.75
TOTAL	38	17	1	0	21	17	4	7	2	1	0	954	434	25.78	25.53
OPPONENTS	49	23	1	0	26	23	6	11	4	2	0	1,295	683	27.55	29.70

Does not include penalties. RET - no. of returns. FC - fair catch. MUF - muffed. NA - no attempt at a return. TB - touchback. In 20 - inside 20. In 25 - inside 25. OB out of bounds. OnS - onsides (does not count for AFP or AFP w/R). Squib - squibs. Total YL - opponent total yard line. Return YL - opponent total yard line on returns. AFP - average field position on kickoffs. AFP w/R - average position on returned kickoffs

LAST TIME IT HAPPENED

TEAM

Scored, 60 or More Points
Scored, 50 or More Points
Scored, 40 or More Points
Scored, 30 or More Points

Total Offense, 600 Yards or More
Total Offense, 500 Yards or More
Total Offense, 400 Yards or More

Total Offense, 85 or More Plays
Total Offense, 75 or More Plays
30 or More First Downs
25 or More First Downs

Two-Point Conversion

Rushing, 500 Yards or More
Rushing, 400 Yards or More
Rushing, 300 Yards or More
Rushing, 80 or More Attempts
Rushing, 70 or More Attempts
Rushing, 60 or More Attempts
Rushing, 50 or More Attempts
Rushing, 7 or More Touchdowns
Rushing, 6 or More Touchdowns
Rushing, 5 or More Touchdowns
Rushing, 4 or More Touchdowns

Passing, 500 Yards or More
Passing, 400 Yards or More
Passing, 300 Yards or More
Passing, 50 or More Attempts
Passing, 40 or More Attempts
Passing, 30 or More Attempts
Passing, 30 or More Completions
Passing, 25 or More Completions
Passing, 20 or More Completions
Passing, 6 or More Touchdowns
Passing, 5 or More Touchdowns

Shut Out
Shut Out Through 3 Quarters
Shut Out Through Halftime
Shut Out Through 1 Quarter

Recorded a Safety
Allowed No Offensive Touchdowns

Allowed 200 Yards or Less Total Offense
Allowed 100 Yards or Less Total Offense

Allowed 50 Yards or Less Rushing
Allowed 100 Yards or Less Rushing
Allowed 100 Yards or Less Passing

Allowed 10 First Downs or Fewer

Did Not Commit a Turnover
Recorded 6 or More Turnovers
Recorded 5 or More Turnovers
Intercepted 5 or More Passes
Intercepted 4 or More Passes
Intercepted 3 or More Passes
Recovered 4 Fumbles
Recovered 3 Fumbles

San Diego State

Nov. 3, 1990 vs. Utah (66)
Nov. 4, 2017 at San José State* (52)
Oct. 14, 2023 at Hawai'i* (41)
Oct. 14, 2023 at Hawai'i* (41)

Nov. 4, 2017 at San José State* (648)
Oct. 31, 2020 at Utah State* (570)
Sept. 22, 2023 vs. Boise State* (439)

Oct. 26, 2013 vs. No. 15 Fresno State* (87)
Dec. 24, 2022 vs. Middle Tennessee (75)
Dec. 21, 2021 vs. No. 24/25 UTSA (31)
Dec. 21, 2021 vs. No. 24/25 UTSA (31)

Sept. 18, 2021 vs. Utah

Nov. 4, 2017 at San José State* (554)
Oct. 31, 2020 at Utah State* (407)
Sept. 2, 2023 vs. Idaho State (302)
Has not occurred
Nov. 4, 2017 at San José State* (71)
Nov. 4, 2017 at San José State* (71)
Sept. 11, 2021 at Arizona (55)
Sept. 14, 1991 vs. Pacific (7)
Nov. 4, 2017 at San José State* (6)
Nov. 4, 2017 at San José State* (6)
Sept. 2, 2023 vs. Idaho State (4)

Nov. 20, 2010 vs. No. 25 Utah* (528)
Dec. 17, 2011 vs. La.-Lafayette (413)
Dec. 24, 2022 vs. Middle Tennessee (309)
Aug. 31, 2013 vs. Eastern Illinois (64)
Dec. 24, 2022 vs. Middle Tennessee (43)
Nov. 4, 2023 vs. Utah State* (39)
Nov. 6, 2020 vs. San José State* (30)
Nov. 4, 2023 vs. Utah State* (25)
Nov. 4, 2023 vs. Utah State* (25)
Oct. 24, 2009 at Colorado State* (6)
Oct. 24, 2009 at Colorado State* (6)

Aug. 31, 2019 vs. Weber State (W, 6-0)
Sept. 24, 2022 vs. Toledo (W, 17-14)
Nov. 26, 2022 vs. Air Force* (L, 3-13)
Nov. 4, 2023 vs. Utah State* (L, 24-32)

Sept. 2, 2023 vs. Idaho State (W, 36-28)
Oct. 21, 2023 vs. Nevada* (L, 0-6)

Sept. 30, 2022 at Boise State (114)
Oct. 3, 2015 vs. Fresno State* (89)

Sept. 2, 2023 vs. Idaho State (22)
Oct. 14, 2023 at Hawai'i* (53)
Oct. 21, 2023 vs. Nevada* (98)

Nov. 18, 2022 at New Mexico (9)

Oct. 8, 2022 vs. Hawai'i (0)
Sept. 5, 2015 vs. San Diego (6)
Dec. 24, 2022 vs. Middle Tennessee (5)
Sept. 5, 2015 vs. San Diego (5)
Dec. 17, 2016 vs. Houston (4)
Sept. 2, 2023 vs. Idaho State (3)
Dec. 23, 2014 vs. Navy (4)
Oct. 14, 2023 at Hawai'i* (3)

Opponent

Nov. 26, 2016 vs. Colorado State* (63)
Nov. 26, 2016 vs. Colorado State* (63)
Sept. 30, 2023 at Air Force* (49)
Nov. 4, 2023 vs. Utah State* (32)

Sept. 10, 2016 vs. California (604)
Sept. 9, 2023 vs. UCLA (550)
Nov. 4, 2023 vs. Utah State* (400)

Dec. 23, 2017 vs. Army West Point (91)
Nov. 4, 2023 vs. Utah State* (76)
Dec. 23, 2017 vs. Army West Point (31)
Sept. 3, 2022 vs. Arizona (25)

Nov. 4, 2023 vs. Utah State*

Has not occurred
Dec. 23, 2017 vs. Army West Point (440)
Sept. 30, 2022 at Boise State (316)
Dec. 23, 2017 vs. Army West Point (87)
Dec. 23, 2017 vs. Army West Point (87)
Nov. 26, 2022 vs. Air Force* (66)
Sept. 30, 2023 at Air Force* (52)
Oct. 18, 2008 at New Mexico* (8)
Oct. 18, 2008 at New Mexico* (8)
Sept. 30, 2022 at Boise State* (5)
Sept. 30, 2023 at Air Force* (4)

Sept. 10, 2016 vs. California (522)
Oct. 14, 2023 at Hawai'i* (427)
Oct. 14, 2023 at Hawai'i* (427)
Sept. 2, 2023 vs. Idaho State (63)
Oct. 14, 2023 at Hawai'i* (48)
Nov. 4, 2023 vs. Utah State* (32)
Sept. 2, 2023 vs. Idaho State (31)
Oct. 14, 2023 at Hawai'i* (29)
Nov. 4, 2023 vs. Utah State* (23)
Has not occurred
Nov. 26, 2016 vs. Colorado State* (5)

Oct. 21, 2023 vs. Nevada* (L, 0-6)
Oct. 21, 2023 vs. Nevada* (L, 0-6)
Oct. 21, 2023 vs. Nevada* (L, 0-6)
Nov. 4, 2023 vs. Utah State* (L, 24-32)

Dec. 4, 2021 vs. Utah State (L, 13-46)
Oct. 21, 2023 vs. Nevada* (L, 0-6)

Sept. 30, 2022 at Boise State* (114)
Oct. 4, 2008 at TCU* (85)

Nov. 26, 2022 vs. Air Force (0)
Sept. 16, 2023 at Oregon State (70)
Oct. 21, 2023 vs. Nevada* (47)

Nov. 26, 2022 vs. Air Force* (8)

Nov. 4, 2023 vs. Utah State* (0)
Has not occurred
Has not occurred
Sept. 23, 2016 vs. Utah* (5)
Aug. 31, 2013 vs. Eastern Illinois (4)
Sept. 9, 2023 vs. UCLA (3)
Nov. 16, 2013 at Hawai'i* (4)
Sept. 26, 2015 at Penn State (3)

LAST TIME IT HAPPENED

TEAM

Scored a Defensive Touchdown
Recorded 10 or More Tackles For Loss
Recorded 5 or More Sacks
No Penalties
Time of Possession, 35 plus minutes

San Diego State

Oct. 14, 2023 at Hawai'i*
Nov. 4, 2023 vs. Utah State* (12)
Nov. 4, 2023 vs. Utah State* (5)
Sept. 23, 2017 at Air Force*
Oct. 14, 2023 at Hawai'i* (36:08)

Opponent

Sept. 30, 2023 at Air Force*
Sept. 9, 2023 vs. UCLA
Aug. 31, 2018 at No. 13/13 Stanford (5)
Dec. 19, 2018 vs. Ohio
Nov. 28, 2020 at Colorado (37:28)

INDIVIDUAL

RUSHING

Rushing, 300 Yards or More
Rushing, 250 Yards or More
Rushing, 200 Yards or More
Rushing, 150 Yards or More
Rushing, 100 Yards or More
Had two 100-yard Rushers
Rushing, 40 Times or More
Rushing, 35 Times or More
Rushing, 30 Times or More
Rushing, 25 Times or More
Rushing, 4 Touchdowns or More
Rushing, 3 Touchdowns or More
Rushing, 2 Touchdowns or More
Had a run of 90 yards or More
Had a run of 80 yards or More
Had a run of 70 yards or More
Had a run of 60 yards or More
Had a run of 50 yards or More

300, by Marshall Faulk vs. Hawai'i*, W - 52-28, Nov. 14, 1992
253, by Rashaad Penny at Hawai'i*, W - 28-7, Oct. 28, 2017
221, by Rashaad Penny vs. Army West Point, L - 35-42, Dec. 23, 2017
161, by Greg Bell vs. New Mexico State, W - 28-10, Sept. 4, 2021
132, by Jalen Mayden vs. Idaho State, W - 36-28, Sept. 2, 2023
118, by Jordan Byrd and 116, by Chance Bell at New Mexico State, W - 31-10, Sept. 14, 2019
40, by Lynell Hamilton vs. Wyoming*, W - 25-20, Oct. 25, 2003
36, by Juwan Washington vs. Sacramento State, W - 28-14, Sept. 8, 2018
33, by Greg Bell vs. Utah, W - 33-31 (3ot), Sept. 18, 2021
26, by Greg Bell vs. No. 24/25 UTSA, W - 38-24, Dec. 21, 2021
4, by Rashaad Penny vs. Army West Point, L - 35-42, Dec. 23, 2017
3, by Juwan Washington vs. Sacramento State, W - 28-14, Sept. 8, 2018
2, by Lucky Sutton at Hawai'i*, W - 41-34, Oct. 22, 2023
95, by Rashaad Penny at Arizona State, W - 30-20, Sept. 9, 2017
81, by Rashaad Penny vs. Army West Point, L - 35-42, Dec. 23, 2017
73, by Jordan Byrd at Utah State*, W - 38-7, Oct. 31, 2020
62, by Lucky Sutton vs. Utah State* L - 24-32, Nov. 4, 2023
62, by Lucky Sutton vs. Utah State* L - 24-32, Nov. 4, 2023

PASSING

Passing, 500 Yards or More
Passing, 400 Yards or More
Passing, 300 Yards or More
Attempted 50 or More Passes
Attempted 40 or More Passes
Attempted 30 or More Passes
Completed 40 or More Passes
Completed 35 or More Passes
Completed 30 or More Passes
Threw Six Touchdown Passes
Threw Five Touchdown Passes
Threw Four Touchdown Passes
Threw Three Touchdown Passes
Completed a Pass of 80 Yards or More
Completed a Pass of 70 Yards or More
Completed a Pass of 60 Yards or More
Completed a Pass of 50 Yards or More

528, by Ryan Lindley vs. No. 25 Utah*, L - 34-38, Nov. 20, 2010
413, by Ryan Lindley vs. Louisiana-Lafayette, L - 30-32, Dec. 17, 2011
309, by Jalen Mayden vs. Middle Tennessee, L - 23-25, Dec. 24, 2022
63, by Adam Dingwell vs. Eastern Illinois, L - 19-40, Aug. 31, 2013
43, by Jalen Mayden vs. Middle Tennessee, L - 23-25, Dec. 24, 2022
39, by Jalen Mayden vs. Utah State* L - 24-32, Nov. 4, 2023
40, by Todd Santos vs. Stanford, L - 40-44, Oct. 17, 1987
36, by Ryan Lindley vs. No. 25 Utah*, L - 34-38, Nov. 20, 2010
33, by Ryan Agnew vs. Fresno State*, W - 17-7, Nov. 15, 2019
6, by Ryan Lindley at Colorado State*, W - 42-28, Oct. 24, 2009
6, by Ryan Lindley at Colorado State*, W - 42-28, Oct. 24, 2009
4, by Ryan Lindley vs. Cal Poly, W - 49-21, Sept. 3, 2011
3, by Jalen Mayden vs. Utah State*, L - 24-32, Nov. 4, 2023
89, by Christian Chapman to Fred Trevillion vs. Boise State*, L - 14-31, Oct. 14, 2017
73, by Jalen Mayden to Kenan Christon vs. Middle Tennessee, L - 23-25, Dec. 24, 2022
69, by Jalen Mayden to Mekhi Shaw at Hawai'i*, W - 41-34, Oct. 14, 2023
69, by Jalen Mayden to Mekhi Shaw at Hawai'i*, W - 41-34, Oct. 14, 2023

RECEIVING

Caught 15 or More Passes
Caught 10 or More Passes
Had 200 or More Yards Receiving
Had 150 or More Yards Receiving
Had 100 or More Yards Receiving
Had two 100-yard Receivers
Caught Three or More TDs
Caught Two or More TDs

15, by DeMarco Sampson at Colorado State*, W - 42-28, Oct. 24, 2009
11, by Jesse Matthews vs. No. 24/25 UTSA, W - 38-24, Dec. 21, 2021
257, by DeMarco Sampson at Colorado State*, W - 42-28, Oct. 24, 2009
175, by Jesse Matthews vs. No. 24/25 UTSA, W - 38-24, Dec. 21, 2021
126, by Mekhi Shaw, at Hawai'i*, W - 41-34, Oct. 14, 2023
125, by Gavin Escobar and 102, by Colin Lockett vs. Fresno State, W - 35-28, Dec. 3, 2011
3, by Jesse Matthews at UNLV*, W - 28-20, Nov. 19, 2021
2, by Mark Redman vs. Ohio, W - 20-13, Aug. 26, 2023

TOTAL OFFENSE

Had 500 or More Yards Total Offense
Had 400 or More Yards Total Offense
Had 100 Yards Both Passing and Rushing

518, by Ryan Lindley vs. No. 25 Utah, L - 34-38, Nov. 20, 2010
419, by Ryan Lindley vs. Louisiana-Lafayette, L - 30-32, Dec. 17, 2011
229 (passing), 101 (rushing), by Kevin O'Connell at Brigham Young*, L - 16-49, Nov. 6, 2004

SCORING

Accounted for Five or More TDs
Accounted for Four or More TDs
Accounted for Three or More TDs

5, by Ryan Katz vs. Hawai'i*, W - 52-14, Oct. 6, 2012
4, by Jalen Mayden, L - 28-32, Oct. 22, 2022
4, by Jalen Mayden, L - 28-32, Oct. 22, 2022

LAST TIME IT HAPPENED

RETURNS

Returned a Fumble for a Touchdown
 Returned an Interception for a Touchdown
 Returned a Kickoff for a Touchdown
 Returned a Punt for a Touchdown
 Returned a Two-Point Conversion
 Returned a Blocked Punt for a Touchdown
 Returned a Blocked Field Goal for a Touchdown

32, by Patrick McMorris at Nevada, W - 23-7, Oct. 22, 2022
 70, by Deshawn McCuin at Hawai'i*, W - 41-34, Oct. 14, 2023
 95, by Jordan Byrd vs. San Jose State*, W - 43-27, Nov. 12, 2022
 66, by Jordan Byrd vs. Idaho State, W - 38-7, Sept. 10, 2022
 David Lamar at New Mexico State, W - 26-16, Sept. 28, 2013
 Tyrell Shavers at Boise State*, L - 13-35, Sept. 30, 2022
 Has not happened since start of 2003 season

DEFENSE

Intercepted Three or More Passes
 Intercepted Two or More Passes
 Recovered Three or More Fumbles
 Recovered Two or More Fumbles
 Recorded 15 or More Tackles
 Recorded 10 or More Tackles
 Recorded Three or More Quarterback Sacks
 Recorded Two Quarterback Sacks
 Recorded Four Tackles for Loss
 Recorded Three Tackles for Loss

3, by Luq Barcoo at Colorado State*, W - 24-10, Oct. 5, 2019
 2, by Patrick McMorris vs. Boise State*, W - 27-16, Nov. 26, 2021
 Has not occurred
 2, by Kirk Morrison at New Mexico*, L - 8-15, Nov. 9, 2002
 15, by Kyhava Tezino vs. Air Force*, W - 21-17, Oct. 12, 2018
 13, by Cody Moon vs. Utah State*, L - 24-32, Nov. 4, 2023
 3.0, by Zyrrus Fiaseu vs. Utah State*, L - 24-32, Nov. 4, 2023
 3.0, by Zyrrus Fiaseu vs. Utah State*, L - 24-32, Nov. 4, 2023
 4.0, by Jay Henderson vs. Northern Illinois, W - 34-28, Sept. 30, 2017
 3.0, by Zyrrus Fiaseu vs. Utah State*, L - 24-32, Nov. 4, 2023

SPECIAL TEAMS

Scored 15 or More Points Kicking
 Scored 10 or More Points Kicking
 Kicked Five or More Field Goals
 Kicked Four or More Field Goals
 Kicked Three or More Field Goals
 Kicked Two Field Goals of 50 or More Yards
 Kicked a 50-yard Field Goal
 Kicked a Punt 70 or More Yards
 Kicked a Punt 60 or More Yards
 Punted Nine or More Times
 Totaled 100 or More Kick Return Yards
 Totaled 100 or More Punt Return Yards
 Blocked a Punt
 Blocked a Field Goal
 Blocked a PAT

18, by Matt Araiza vs. Central Michigan, W - 48-11, Dec. 21, 2019
 11, by Jack Browning at Hawai'i, W - 41-34, Oct. 14, 2023
 Has not occurred
 4, by John Baron at Utah State*, - W, 40-13, Oct. 26, 2016
 3, by Jack Browning at Nevada, W - 23-7, Oct. 22, 2022
 51 and 50, by Chris O'Brien vs. New Mexico, W - 37-31, Nov. 17, 1984
 61, by Jack Browning at Air Force, L - 10-49, Sept. 30, 2023
 79, by Matt Araiza at Hawai'i*, W - 17-10, Nov. 6, 2021
 65, by Jack Browning vs. Utah State*, L - 24-32, Nov. 4, 2023
 10, by Jack Browning at Boise State*, L - 13-35, Sept. 30, 2022
 104, by Kenan Christon vs. Boise State*, L - 31-34, Sept. 22, 2023
 106, by Lloyd Mills vs. South Alabama, L - 27-34 (ot), Sept. 19, 2015
 Wyatt Draeger vs. Utah State*, L - 24-32, Nov. 4, 2023
 Cedarius Barfield at Fresno State, L - 28-32, Oct. 29, 2022
 Caden McDonald vs. Utah State, L, 13-46, Dec. 4, 2021