



TOURNAMENT CHAMPIONS  
**MOUNTAIN WEST**  
SCHOLARSHIP  
MEN'S BASKETBALL  
2002



**Tony Bland**




## Review

- 74** 2002-03 Notes
- 76** Results
- 77** Statistics
- 78** Team Game-By-Game
- 80** Superlatives
- 81** Player Game-By-Game
- 82** Tony Bland
- 84** Mike Mackell
- 85** Deandre Moore
- 87** Recaps and Box Scores
- 97** Mountain West Review



# Back in the Postseason, Again



*Evan Burns earned honorable mention all-conference honors and was named the MWC freshman of the year.*

**P**roving the 2002 Mountain West Conference Championship and NCAA Tournament appearance were not a one-year quick fix, San Diego State prospered despite the departure of its top two scorers, with another winning season, another appearance in the postseason, a record home-attendance average and the first Division I postseason victory in school history.

## Madness on the Mesa, Part II

The 2002-03 San Diego State squad lost its top two scorers and five seniors off the NCAA Tournament and Mountain West Conference Champion team from the previous season.

Nonetheless, Steve Fisher's fourth San Diego State team took another step toward becoming a regular on the national scene, advancing to the postseason for the second consecutive season - for the first time since Gerald Ford was in the White House - and claimed the first postseason victory in the school's 33-year Division I history.

Led by the senior triumvirate of Tony Bland, Mike Mackell and Deandre Moore, San Diego State built on the success of previous Aztec teams.

► San Diego State recorded its' first postseason victory of the 33-year Division I era. It was the first postseason win in a national tournament for the Aztecs since a victory in the first round of the 1968 NCAA Division II Tournament.

► The Aztecs advanced to a national postseason tournament for the second straight season for the first time since the 1975 and 1976 NCAA Tournaments. After appearing in just four national postseason tournaments in the first 31 Division I seasons, the Aztecs have now made consecutive postseason appearances.

► San Diego State has posted a .500 or better record in three straight seasons for the first time since 1982-83, 1983-84 and 1984-85 seasons.

► The Aztecs set a school-record for home attendance and average home attendance. In 17 home games, San Diego State drew 121,926 fans, an average of 7,172 fans per contest. SDSU's home attendance in 2002-03 ranked 69th nationally and the increase of 173.9 percent



*Led by (left to right) Aerick Sanders, Mike Mackell and Tony Bland, the Aztecs returned to the postseason in 2002-03.*

over three seasons was the largest percentage increase in the country.

## The Formula for Success

San Diego State blended three senior starters with newcomers, including two Division I transfers and one of the most dynamic freshmen in the country, into a 16-14 record and a trip to the second round of the postseason NIT.

Statistically, solid defense and rebounding were the Aztecs' two major weapons in 2002-03.

San Diego State held opponents to 44.7 percent field-goal shooting, the third consecutive season that the Aztecs have held their opponents below 45 percent for the season.

San Diego State out-rebounded 24 of 30 opponents on the season and ended the campaign with a +4.9 rebound margin, best in the league and 29th nationally.

The Aztecs sported one of the nation's most experienced backcourts in seniors Tony Bland and Deandre Moore. Both played in more than 100 career games and were among the conference leaders in

many categories.


Bland, who as a junior became the first player in MWC history to rank among the league's top 10 in points and assists and the top 20 in rebounds, ranked among the conference leaders as a senior in four statistical categories - points, assists, assist-to-turnover ratio and steals. Bland averaged a team-high 16.4 ppg and finished second in the league with a 1.51 assist-to-turnover ratio.

Moore, the quintessential point guard, ranked as the second-leading assist man in the league and became quite a threat from long range during his senior campaign. He connected on 38.3 percent from bonus distance and ranked 12th in the conference in three-point percentage and 12th in three-point field goals made (1.37 per game). Moore averaged 8.3 ppg, 4.1 apg and 3.7 rpg.

San Diego State's inside game was led by one of the conference's premier low-post players in Mike Mackell. The senior ranked ninth in the MWC in scoring, averaging 14.4 ppg, and was 16th in rebounding at 4.6. He connected on 54.5 percent of his shots from the field, fifth



*With 1,012 points in his San Diego State career, Tony Bland passed Kim Goetz as the school's most prolific two-year scorer.*



Mike Mackell connected on 53.6 percent of his field-goal attempts, while scoring 781 points and pulling down 283 rebounds in his two-year SDSU career.

best in the league.

Aerick Sanders started all 30 games last season at the power forward spot. The junior ranked third in the league in rebounding and posted 6.1 ppg and 7.6 rpg. He produced 13 games with nine or more rebounds and was named the Mountain West Conference Player of the Week on February 10.

The fifth starting spot was largely determined by match-ups and filled by wing players, freshmen Evan Burns and Steve Sir, and sophomores Tommy Johnson and Travis Hanour. All contributed in different ways: Sir (5.5 ppg, 1.1 rpg), an unbelievable three-point shooter who made 46 treys and connected on 40.4 percent of his long-range attempts in 2002-03. Johnson (5.6 ppg, 2.6 rpg), an athletic wing, had the ability to beat people off the dribble, while Hanour (3.1 ppg, 3.1 rpg) was perhaps the most athletic of the group but fought tendinitis in both knees throughout the season and missed the final five games of the year.

When the Aztecs chose to go with a bigger lineup, the fifth starting slot went to athletic 6-8 freshman Evan Burns. After coming off the bench since making his long-awaited Aztec debut on Dec. 7 against top-ranked Arizona, the McDonald's All-American started two straight games before returning to the bench for five straight. He re-entered the starting line-up for the Laramie-Fort

Collins road trip and remained there the rest of the season starting the final six games. He made his initial collegiate start in the first game against Wyoming and produced 17 points, eight rebounds and a career-high five assists in 29 minutes. Later in the year, coming off the bench for the fifth straight game, Burns propelled the Aztecs to a 50-5 bench scoring advantage against New Mexico, producing his second career double-double with career-highs in points (31) and rebounds (13). Having scored in double-figures in five of the final seven games, Burns emerged as a viable third offensive option, he was third on the team in scoring with 9.2 ppg and second in rebounding at 5.1 rpg despite averaging only the fifth-most playing time at 22.4 minutes per game.

Fisher's bench was deeper than it had been in the past with three of the group of

Burns, Sir, Johnson and Hanour coming off the bench and and sophomore center Chris Manker and freshman walk-on John Sharper ready to contribute.

Manker, the Aztecs' tallest player at 7-1, showed guard-like skills. He ran the floor and pulled up and shoot the three. He averaged 2.9 ppg and 1.2 rpg and played in 24-of-25 games after he became eligible.

Sharper, who was originally recruited as Moore's backup at the point guard position, proved he could play both guard spots. He averaged 1.9 ppg in 28 games and turned the ball over just 12 times in 236 minutes of action, including just eight turnovers in his final 182 minutes.

## School-Record Four Players Earn Conference Honors

The 2002-03 San Diego State team accomplished something no other Aztec team ever had, four players earned all-conference accolades in the same season.

Senior Tony Bland earned second-team all-Mountain West Conference recognition, while senior Mike Mackell, senior Deandre Moore and freshman Evan Burns were named honorable mention all-league.

In addition, Burns was named the conference freshman of the year, becoming just the second Aztec player to earn that distinction. In 1993, Jason Hamilton

earned the honor while San Diego State played in the Western Athletic Conference.

The Aztecs had three players earn all-league honors in 1931-32 and equalled in 2001-02.

In 1931-32, Bob Tucker, Art Linkletter and Terry Miles earned all-Southern California Intercollegiate Athletic Conference honors.

That mark was tied by the 2001-02 squad, which placed Randy Holcomb, (first team) Al Faux (second team) and Tony Bland (honorable mention) on the all-MWC team.

## SDSU Sets Attendance Record In 2002-03

SDSU set its all-time total attendance mark in 2002-03 season by eclipsing the 100,000-fan mark for the first time ever. The Aztecs also set a school record for average attendance by playing before average crowds sizes of 7,172. Aztec teams under Steve Fisher own three of the top five season attendance marks in SDSU history.

### Largest Average Home Attendance

Rk.	Year	HG	Total	Average
1.	▶ 2002-03	17	121,926	7,172
2.	▶ 2001-02	15	92,475	6,165
3.	1981-82	18	86,825	4,824
4.	1980-81	14	67,011	4,787
5.	▶ 2000-01	17	77,104	4,528

▶ - Indicates Fisher era.

San Diego State's home attendance has shown dramatic growth, posting increases of 73.0 percent from the 1999-2000 to 2000-01 season, 36.2 percent from the 2000-01 to 2001-02 season and 16.3 percent from 2001-2002 to 2002-03. In all, San Diego State's attendance is up 173.9 percent over the last three seasons, the largest percentage increase in the nation during the time period.

## Finally, Working Overtime Pays Off

San Diego State's overtime victory in the NIT not only marked the school's first Division I postseason victory, but also marked the end of another dubious distinction.

With the Aztecs' 67-62 overtime victory over UC Santa Barbara on March 19, San Diego State snapped a seven-game losing streak in overtime games dating back to March 3, 1998.

The Aztecs went 144 games without recording an overtime victory prior to the win over the Gauchos.

## 02-03 Honors

▶ **Tony Bland**  
All-MWC (2nd Team)  
All-NABC District (2nd Team)  
All-USBWA District

▶ **Evan Burns**  
All-MWC (Honorable Mention)  
MWC Freshman of the Year  
MWC Player of the Week

▶ **Mike Mackell**  
All-MWC (Honorable Mention)

▶ **Deandre Moore**  
All-MWC (Honorable Mention)

▶ **Aerick Sanders**  
MWC Player of the Week

Deandre Moore played in 88 SDSU games, leading the team in assists in both his sophomore and senior seasons.



# 2002-03 Review

## 2002-03 Game-By-Game Results

**Record: 16-14 (Home: 11-6, Away: 5-8, Neutral: 0-0); Mountain West Conference: 6-8 (Home: 4-3, Away: 2-5)**

San Diego State High

Date	NR	Opponent	SDSU Result	W-L	Record	MWC	Scorer	Rebounder	Assists	Attendance
Nov. 23		EASTERN WASHINGTON	L	70-75	L1	0-1	Mackell-19	Sanders-11	Johnson/Moore-4	6,183
Nov. 27		at Portland	L	86-91	L2	0-2	Sir-18	Bland-8	Moore-7	947
Nov. 30		at Cal Poly	W	65-62	W1	1-2	Bland/Mackell-21	Sanders-9	Moore-6	2,859
Dec. 2		UC SAN DIEGO	W	87-57	W2	2-2	Bland/Sir-18	Sanders-11	Moore-8	4,401
Dec. 7	1/1	ARIZONA	L	81-89	L1	2-3	Bland/Moore-16	Sanders-11	Moore-8	(c) 12,414
Dec. 10		at Long Beach State	W	64-55	W1	3-3	Mackell-17	Sanders-12	Bland-4	2,542
Dec. 14		HAWAII	W	60-49	W2	4-3	Bland-19	Sanders-9	Moore-5	6,138
Dec. 21		at Houston (D)	W	71-61	W3	5-3	Mackell-22	Sanders-14	Bland-6	3,444
Dec. 28		FLORIDA ATLANTIC	W	91-75	W4	6-3	Burns-21	Sanders-11	Bland-8	5,566
Dec. 30		IPFW	W	74-58	W5	7-3	Mackell-11	Johnson/Sanders-7	Moore-7	5,094
Jan. 3		LOYOLA MARYMOUNT	W	79-69	W6	8-3	Bland-29	Burns-10	three with-3	5,269
Jan. 6	23/21	TEXAS TECH	L	63-75	L1	8-4	Bland-13	Sanders-6	Bland/Johnson-3	(c) 12,414
Jan. 8		SAN DIEGO	W	78-72	W1	9-4	Bland-17	Burns-7	Bland-8	8,078
Jan. 11		*at Air Force (D)	W	63-48	W2	10-4	1-0 Burns-14	Moore-8	Moore-4	3,131
Jan. 18		*UTAH (D)	W	58-56	W3	11-4	2-0 Bland/Mackell-13	Moore-9	Moore-3	7,102
Jan. 20		*BRIGHAM YOUNG	L	69-80	L1	11-5	2-1 Bland-25	Sanders-11	Moore-4	8,497
Jan. 25		*at New Mexico	L	62-66	L2	11-6	2-2 Bland-14	Sanders-4	Johnson-4	15,003
Feb. 1		*COLORADO STATE	L	69-72	L3	11-7	2-3 Bland-19	Sanders-10	Moore-3	8,554
Feb. 3		*WYOMING	W	80-70	W1	12-7	3-3 Bland-18	Sanders-14	Burns/Moore-5	6,184
Feb. 11		*UNLV	L	64-79	L1	12-8	3-4 Mackell-22	Sanders-11	Bland-5	7,575
Feb. 15		*at Utah	L	62-76	L2	12-9	3-5 Bland-16	Mackell-6	Johnson/Moore-3	11,762
Feb. 17		*at Brigham Young	L	64-66	L3	12-10	3-6 Moore-16	Bland-7	Bland-4	10,665
Feb. 22		*AIR FORCE	W	67-53	W1	13-10	4-6 Bland-28	Mackell-4	Bland-4	6,950
Feb. 24		*NEW MEXICO	W	89-73	W2	14-10	5-6 Burns-31	Burns-13	Moore-7	6,117
Mar. 1		*at Wyoming (D)	W	86-73	W3	15-10	6-6 Bland-19	Moore-10	Moore-5	12,863
Mar. 3		*at Colorado State	L	89-102	L1	15-11	6-7 Bland-25	Sanders-7	Bland-4	3,752
Mar. 8		*at UNLV	L	72-83	L2	15-12	6-8 Burns-23	Mackell-9	Bland-3	12,420
Mar. 13		^at (4) UNLV (QF)	L	67-83	L3	15-13	Bland-17	Sanders-8	Bland-5	10,921
Mar. 19		~UC SANTA BARBARA (FR)	W-ot	67-62	W1	16-13	Bland-17	Burns/Moore-9	Burns-3	5,390
Mar. 21		~at Texas Tech (SR)	L	48-57	L1	16-14	Moore-11	three with-6	Moore-8	7,848

Caps denotes home game. \* - Indicates Mountain West Conference Game. ^ - Mountain West Conference Championship (Las Vegas, Nev.). ~ - 2003 Owens Corning National Invitation Tournament. Two-letter abbreviation indicates round, number to left of team indicates seed. Opp. NR - Indicates San Diego State's opponent national rankings in the Associated Press and ESPN/USA Today coaches polls at gametime. :00 - Time remaining in the final ten seconds when winning team scored final points to break a tie or win the game. D - Indicates day game. c - Indicates capacity.

## 2002-03 Attendance

	G	W-L	Total	Average	High
Home	17	11-6	121,926	7,172	12,414 vs. Arizona (Dec. 7) and vs. Texas Tech (Jan. 6)
Mountain West	7	4-3	50,979	7,283	8,554 vs. Colorado State (Feb. 1)
Away	13	5-8	98,157	7,551	15,003 at New Mexico (Jan. 25)
Mountain West	7	2-5	69,596	9,942	15,003 at New Mexico (Jan. 25)
Neutral					
Total	30	16-14	220,083	7,336	15,003 at New Mexico (Jan. 25)
Mountain West	14	6-8	120,575	8,613	15,003 at New Mexico (Jan. 25)

# 2002-03 Review

## 2002-03 Individual Statistics - All Games

No.	Player	GP	GS	Min	TOTAL			3-PTS			REBOUNDS			PF-FO	A	TO	Blk	Stl	Pts	Avg							
					FG-FGA	Pct	Pct	3FG-FGA	Pct	Pct	Off	Def	Tot								Avg						
04	BLAND, Tony	30	30	1042	34.7	180-392	.459	20-72	.278	113-171	.661	28	76	104	3.5	37-1	101	67	10	33	493	16.4					
30	MACKELL, Mike	30	29	874	29.1	162-297	.545	0-0	.000	108-164	.659	71	67	138	4.6	88-8	21	89	7	14	432	14.4					
21	BURNS, Evan	26	8	582	22.4	90-183	.492	14-47	.298	46-60	.767	42	90	132	5.1	77-0	29	47	25	32	240	9.2					
01	MOORE, Deandre	30	30	901	30.0	87-208	.418	41-107	.383	35-53	.660	21	89	110	3.7	91-5	122	70	1	43	250	8.3					
34	SANDERS, Aerick	30	30	797	26.6	72-146	.493	0-0	.000	39-51	.765	103	125	228	7.6	105-6	36	45	25	17	183	6.1					
00	JOHNSON, Tommy	28	7	474	16.9	56-141	.397	23-66	.348	21-29	.724	19	53	72	2.6	52-0	49	45	3	20	156	5.6					
11	SIR, Steve	30	7	438	14.6	51-126	.405	46-114	.404	17-20	.850	6	28	34	1.1	20-0	27	29	0	7	165	5.5					
05	HANOUR, Travis	18	8	278	15.4	18-62	.290	11-38	.289	9-14	.643	14	41	55	3.1	27-0	18	17	6	4	56	3.1					
22	MANKER, Chris	25	1	199	8.0	27-68	.397	16-45	.356	3-9	.333	11	19	30	1.2	24-0	4	16	5	3	73	2.9					
15	SHARPER, John	28	0	236	8.4	16-38	.421	14-32	.438	6-10	.600	5	18	23	0.8	21-0	16	12	0	8	52	1.9					
20	DAVIS, Trimaine	24	0	166	6.9	16-26	.615	0-0	.000	3-7	.429	4	22	26	1.1	36-2	1	6	2	5	35	1.5					
32	WARDROP, Ben	9	0	15	1.7	3-6	.500	2-5	.400	0-0	.000	0	0	0	0.0	5-0	4	2	0	1	8	0.9					
40	WHITE, Markee	6	0	22	3.7	0-4	.000	0-0	.000	2-5	.400	2	1	3	0.5	3-0	3	2	0	0	2	0.3					
12	TORRES, Andre	1	0	1	1.0	0-0	.000	0-0	.000	0-0	.000	0	0	0	0.0	1-0	0	0	0	1	0	0.0					
TEAM												57	39	96	3.2							6					
SDSU TOTAL		30				778-1697	.458	187-526	.356	402-593	.678	383	668	1051	35.0	587-22	431	453	84	188	2145	71.5					
OPPONENTS		30				713-1596	.447	198-544	.364	463-638	.726	287	616	903	30.1	572	434	423	99	226	2087	69.6					

SCORE BY PERIODS:	1st	2nd	OT	Total
SAN DIEGO STATE	1,010	1,122	13	- 2,145
OPPONENTS	1,025	1,054	8	- 2,087

## 2002-03 Individual Statistics - Mountain West Conference Games

No.	Player	GP	GS	Min	TOTAL			3-PTS			REBOUNDS			PF-FO	A	TO	Blk	Stl	Pts	Avg							
					FG-FGA	Pct	Pct	3FG-FGA	Pct	Pct	Off	Def	Tot								Avg						
04	BLAND, Tony	14	14	514	36.7	92-174	.529	8-24	.333	58-82	.707	10	37	47	3.4	18-0	40	32	3	16	250	17.9					
30	MACKELL, Mike	14	14	430	30.7	79-146	.541	0-0	.000	42-67	.627	34	25	59	4.2	44-3	8	43	6	5	200	14.3					
21	BURNS, Evan	14	5	333	23.8	55-105	.524	11-30	.367	22-30	.733	19	50	69	4.9	45-0	16	22	13	13	143	10.2					
01	MOORE, Deandre	14	14	404	28.9	42-101	.416	20-51	.392	16-27	.593	8	45	53	3.8	46-4	47	24	1	21	120	8.6					
34	SANDERS, Aerick	14	14	362	25.9	33-68	.485	0-0	.000	17-23	.739	44	49	93	6.6	52-2	15	22	8	6	83	5.9					
11	SIR, Steve	14	1	190	13.6	18-41	.439	17-39	.436	8-10	.800	4	8	12	0.9	6-0	9	12	0	2	61	4.4					
00	JOHNSON, Tommy	13	1	171	13.2	17-41	.415	6-11	.545	7-8	.875	9	17	26	2.0	17-0	16	17	1	8	47	3.6					
22	MANKER, Chris	13	0	82	6.3	12-30	.400	8-23	.348	1-2	.500	2	2	4	0.3	13-0	1	6	1	1	33	2.5					
05	HANOUR, Travis	12	7	162	13.5	7-29	.241	4-16	.250	6-7	.857	9	23	32	2.7	17-0	10	8	2	2	24	2.0					
15	SHARPER, John	13	0	108	8.3	7-15	.467	5-11	.455	3-5	.600	2	6	8	0.6	8-0	7	5	0	3	22	1.7					
32	WARDROP, Ben	2	0	2	1.0	1-1	1.000	1-1	1.000	0-0	.000	0	0	0	0.0	0-0	0	1	0	0	3	1.5					
20	DAVIS, Trimaine	10	0	42	4.2	4-4	1.000	0-0	.000	0-0	.000	1	6	7	0.7	14-1	0	1	2	2	8	0.8					
TEAM												28	19	47	3.4							3					
TOTAL		14				367-755	.486	80-206	.388	180-261	.690	170	287	457	32.6	280-10	169	196	37	79	994	71.0					
OPPONENTS		14				329-695	.473	110-273	.403	229-302	.758	115	254	369	26.4	258	206	173	51	89	997	71.2					

SCORE BY PERIODS:	1st	2nd	OT	Total
SAN DIEGO STATE	470	524		- 994
OPPONENTS	507	490		- 997

## 2002-03 Team Statistics - Game-By-Game

Opponent	Site/Date	FG-FGA	Pct	3P-3PA	Pct	FT-FTA	Pct	Off-Def	Tot	PF	A	TO	Blk	Stl	1st-2nd	Pts
at SDSU	H	24-54	.444	4-18	.222	18-23	.783	11-19	30	20	11	13	3	4	33-37	70
Eastern Washington	11/23	24-52	.462	8-14	.571	19-28	.679	10-20	30	21	17	10	5	7	31-44	75
SDSU	A	26-62	.419	10-24	.417	24-36	.667	13-27	40	36	22	21	1	5	37-49	86
at Portland	11/27	24-54	.444	5-18	.278	38-53	.717	9-25	34	30	18	15	8	9	34-57	91
SDSU	A	22-63	.349	6-15	.400	15-22	.682	19-24	43	16	15	12	3	8	34-31	65
at Cal Poly	11/30	21-56	.375	8-22	.364	12-15	.800	12-26	38	19	10	15	3	9	36-26	62
at SDSU	H	32-66	.485	16-33	.485	7-11	.636	14-30	44	8	23	14	4	3	47-40	87
UC San Diego	12/2	23-58	.397	7-30	.233	4-7	.571	7-20	27	14	14	15	0	9	24-33	57
at SDSU	H	32-73	.438	8-25	.320	9-13	.692	18-23	41	25	18	18	4	9	35-46	81
No. 1/1 Arizona	12/7	30-67	.448	7-24	.292	22-30	.733	15-25	40	17	18	14	4	9	44-45	89
SDSU	A	22-49	.449	6-15	.400	14-18	.778	12-26	38	20	12	20	2	5	31-33	64
at Long Beach State	12/10	18-53	.340	4-18	.222	15-23	.652	13-17	30	17	10	13	2	10	26-29	55
at SDSU	H	22-49	.449	3-7	.429	13-19	.684	4-24	28	17	13	12	4	9	22-38	60
Hawai'i	12/14	17-50	.340	6-15	.400	9-13	.692	11-27	38	19	13	21	2	2	22-27	49
SDSU	A	26-61	.426	6-22	.273	13-19	.684	19-21	40	15	16	14	1	8	28-43	71
at Houston	12/21	25-57	.439	5-14	.357	6-9	.667	12-21	33	19	11	16	4	4	30-31	61
at SDSU	H	31-66	.470	5-22	.227	24-39	.615	15-24	39	20	23	17	2	15	51-40	91
Florida Atlantic	12/28	27-58	.466	8-21	.381	13-19	.684	9-24	33	31	11	26	0	7	41-34	75
at SDSU	H	27-58	.466	9-23	.391	11-19	.579	15-26	41	15	19	18	3	10	45-29	74
IPFW	12/30	21-57	.368	5-19	.263	11-17	.647	13-17	30	16	13	17	3	11	21-37	58
at SDSU	H	26-55	.473	2-12	.167	25-30	.833	12-20	32	17	16	9	5	7	35-44	79
Loyola Marymount	1/3	26-55	.473	4-9	.444	13-15	.867	9-19	28	23	13	14	3	6	39-30	69
at SDSU	H	27-60	.450	7-22	.318	2-6	.333	14-17	31	20	14	24	2	5	38-25	63
No.23/21 Tx. Tech	1/6	29-61	.475	1-5	.200	16-19	.842	14-22	36	14	16	18	6	16	42-33	75
at SDSU	H	26-53	.491	8-21	.381	18-32	.563	12-26	38	23	18	14	4	3	29-49	78
San Diego	1/8	24-61	.393	9-27	.333	15-28	.536	17-20	37	29	13	13	4	8	22-50	72
SDSU	A	23-40	.575	5-11	.455	12-12	1.000	9-20	29	14	12	14	0	6	34-29	63
at Air Force	1/11	15-39	.385	7-26	.269	11-14	.786	5-8	13	15	11	8	1	4	29-19	48
at SDSU	H	21-50	.420	5-13	.385	11-19	.579	12-26	38	18	9	14	1	3	29-29	58
Utah	1/18	18-51	.353	6-23	.261	14-18	.778	7-23	30	21	13	9	3	8	28-28	56
at SDSU	H	23-49	.469	7-16	.438	16-22	.727	13-21	34	26	9	19	5	2	31-38	69
Brigham Young	1/20	22-45	.489	10-17	.588	26-34	.765	6-19	25	23	14	11	1	10	41-39	80
SDSU	A	27-49	.551	4-15	.267	4-5	.800	5-19	24	21	14	16	4	8	30-32	62
at New Mexico	1/25	19-42	.452	9-21	.429	19-24	.792	7-18	25	12	12	15	1	8	37-29	66
at SDSU	H	27-69	.391	6-24	.250	9-15	.600	22-18	40	20	11	12	3	9	31-38	69
Colorado State	2/1	25-52	.481	4-16	.250	18-21	.857	9-21	30	19	16	15	11	2	37-35	72
at SDSU	H	31-62	.500	5-12	.417	13-21	.619	14-25	39	21	19	11	3	8	41-39	80
Wyoming	2/3	24-48	.500	7-16	.438	15-24	.625	6-17	23	20	17	15	4	4	39-31	70
at SDSU	H	26-63	.413	4-16	.250	8-11	.727	20-16	36	18	15	17	6	3	27-37	64
UNLV	2/11	28-53	.528	8-13	.615	15-19	.789	10-17	27	14	16	14	9	9	43-36	79
SDSU	A	24-63	.381	7-17	.412	7-12	.583	19-20	39	21	9	14	3	4	28-34	62
at Utah	2/15	26-52	.500	9-21	.429	15-20	.750	9-24	33	16	14	10	7	5	31-45	76
SDSU	A	21-48	.438	7-15	.467	15-21	.714	12-21	33	19	12	12	0	5	36-28	64
at Brigham Young	2/17	24-51	.471	9-21	.429	9-13	.692	9-19	28	19	15	10	1	4	40-26	66
at SDSU	H	27-44	.614	3-5	.600	10-14	.714	7-13	20	15	14	12	1	12	39-28	67
Air Force	2/12	16-32	.500	10-19	.526	11-15	.733	4-9	13	15	12	20	2	8	32-21	53
at SDSU	H	34-61	.557	9-18	.500	12-14	.857	10-27	37	19	18	13	3	3	36-53	89
New Mexico	2/24	23-58	.397	7-20	.350	20-23	.870	8-17	25	17	12	9	3	6	30-43	73
SDSU	A	26-50	.520	8-15	.533	26-42	.619	7-29	36	25	10	12	4	7	42-44	86
at Wyoming	3/1	24-67	.358	7-28	.250	18-27	.667	19-25	44	26	11	12	3	7	29-44	73

## 2002-03 Team Statistics - Game-By-Game

Opponent	Site/Date	FG-FGA	Pct	3P-3PA	Pct	FT-FTA	Pct	Off-Def	Tot	PF	A	TO	Blk	Stl	1st-2nd	Pts
SDSU	A	31-56	.554	7-15	.467	20-30	.667	11-14	25	28	12	14	4	6	36-53	89
at Colorado State	3/3	34-55	.618	8-14	.571	26-34	.765	12-19	31	22	27	12	3	8	52-50	102
SDSU	A	26-51	.510	3-14	.214	17-23	.739	9-18	27	15	5	16	0	3	30-42	72
at UNLV	3/8	31-50	.620	9-18	.500	12-16	.750	4-18	22	19	16	13	2	6	39-44	83
SDSU	A	27-65	.415	6-22	.273	7-11	.636	16-18	34	22	18	14	2	7	32-35	67
at UNLV	3/13	29-52	.558	4-12	.333	21-27	.778	9-24	33	15	19	16	3	10	41-42	83
at SDSU	H	24-54	.444	4-18	.222	15-21	.714	8-28	36	12	13	16	6	6	22-32-13	67
UC Santa Barbara	3/19	26-61	.426	6-17	.353	4-5	.800	7-24	31	17	16	15	0	10	32-22-8	62
SDSU	A	17-54	.315	7-21	.333	7-13	.538	11-28	39	21	11	21	1	5	21-27	48
at Texas Tech	3/21	20-49	.408	1-6	.167	16-28	.571	5-31	36	13	16	12	1	10	33-24	57

## 2002-03 Win/Loss Margin

	1	2	3	4	5	6	7	8	9	10	11	12	13	14	15	16	17	18	19	20	21	22	23	24	25	30
Win		1	1		1	1			1	3	1		1	1	1	3										1
Loss		1	1	1	2			1	1		2	1	1	1	1	1										

In the 2002-03 season, for the first time in school history, San Diego State had four players earn all-conference recognition. Senior guard Tony Bland earned second-team all-Mountain West Conference recognition and was also named to the United States Basketball Writers and National Association of Basketball Coaches district teams. Senior center Mike Mackell and senior guard Deandre Moore both earned honorable mention all-conference recognition. Freshman Evan Burns received honorable mention all-Mountain West Conference accolades and was also named the league's freshman of the year.




Tony Bland



Mike Mackell



Deandre Moore



Evan Burns

## 2002-03 Individual Superlatives

Category	San Diego State	Opponent
Points Scored	31 by Evan Burns vs. New Mexico (2-24-03)	43 by Ruben Douglas, vs. New Mexico (2-24-03)
Field Goals	12 by Evan Burns vs. New Mexico (2-24-03)	12 by Ruben Douglas, vs. New Mexico (2-24-03)
Field Goals Attempted	21 by Tony Bland vs. Arizona (12-7-02)	29 by Donta Richardson, at Wyoming (3-1-03)
Highest FG Percentage (min. 5 made)	85.7 (6-7) Evan Burns at Air Force (1-11-03)	100.0 (8-8) Matt Nelson, at Colorado State (3-3-03)
Highest FG Percentage (min. 10 made)	84.6 (11-13) Tony Bland vs. Air Force (1-11-03)	76.9 (10-13) Dalron Johnson, at UNLV (3-8-03)
3-Point Field Goals Made	6 by Steve Sir vs. UC San Diego (12-2-02)	7 by Jermaine Lewis, vs. UNLV (2-11-03)
3-Point Field Goals Attempted	10 by Steve Sir vs. UC San Diego (12-2-02)	14 by Donta Richardson, at Wyoming (3-1-03)
3-Point Field Goal Percentage (min. 4 made)	66.7 (4-6) by Evan Burns vs. New Mexico (2-24-03) 66.7 (4-6) by Deandre Moore at BYU (2-17-03)	83.3 (5-6) by Javin Tindall, at New Mexico (1-25-03)
3-Point Field Goal Percentage (Min. 6 made)	60.0 (6-10) by Steve Sir vs. UC San Diego (12-2-02)	77.7 (7-9) by Jermaine Lewis, at UNLV (2-11-03)
Free Throws	10 by Tony Bland at Wyoming (3-1-03)	15 by Ruben Douglas, vs. New Mexico (2-24-03)
Free Throws Attempted	15 by Tony Bland at Colorado State (3-3-03)	16 by Ruben Douglas, vs. New Mexico (2-24-03)
Free Throw Percentage (min. 5 made)	100.0 (5-5) by Mike Mackell (12-10-02)	100.0 (8-8) by Nick Valdex, vs. Texas Tech (1-6-03)
Free Throw Percentage (min. 10 made)	71.4 (10-14) by Tony Bland at Wyoming (3-1-03)	100.0 (11-11) by Marcus Banks, at UNLV (3-13-03)
Offensive Rebounds	9 by Aerick Sanders vs. UNLV (2-11-03)	6 - three times (last: Brian Green, at Colorado State (3-3-03))
Defensive Rebounds	10 by Deandre Moore at Wyoming (3-1-03) 10 by Aerick Sanders vs. Brigham Young (1-20-03)	14 by Andre Emmett, at Texas Tech (3-21-03)
Total Rebounds	14 by Aerick Sanders vs. Wyoming (2-3-03) 14 by Aerick Sanders at Houston (12-21-02)	15 by Andre Emmett, at Texas Tech (3-21-03)
Assists	8 by Deandre Moore at Texas Tech (3-21-03) 8 by Tony Bland vs. San Diego (1-8-03) 8 by Tony Bland vs. Florida Atlantic (12-28-02) 8 by Deandre Moore vs. Arizona (12-7-02) 8 by Deandre Moore vs. UC San Diego (12-2-02)	7 by Marcus Banks, at UNLV (3-13-03) 7 by Marcus Banks, at UNLV (3-13-03)
Blocked Shots	4 by Aerick Sanders vs. UC San Diego (12-2-02)	5 by Michael Morris, vs. Colorado State (2-1-03)
Steals	7 by Deandre Moore vs. Colorado State (2-1-03)	5 by Dustin Geddis, at Portland (11-27-02)
Minutes Played	40 by Evan Burns at UNLV (3-8-03) 40 by Aerick Sanders vs. Eastern Washington (11-30-02)	40 - six times (last: Andre Emmett, at Texas Tech (3-21-03))

## 2002-03 Team Superlatives

SDSU High	SDSU Low	Category	Opponent High	Opponent Low
91 vs. Florida Atlantic (12-28-02)	48 at Texas Tech (3-21-03)	Points Scored	102 at Colorado State (3-3-03)	48 at Air Force (1-11-03)
34 vs. New Mexico (2-24-03)	17 at Texas Tech (3-21-03)	Field Goals	34 at Colorado State (3-3-03)	15 at Air Force (1-11-03)
73 vs. Arizona (12-7-02)	40 at Air Force (1-11-03)	Field Goals Attempted	67 at Wyoming/vs. Arizona	32 vs. Air Force (2-22-03)
61.4 (27-44) vs. Air Force (2-22-03)	31.5 at Texas Tech (3-21-03)	FG Percentage	62.0 (31-50) at UNLV (3-8-03)	34.0 vs. Hawai'i/at Long Beach State
16 vs. UC San Diego (12-2-02)	2 vs. Loyola Marymount (1-3-03)	3-Point Field Goals Made	10 vs. Air Force/vs. BYU	1 vs. Texas Tech/at Texas Tech
33 vs. UC San Diego (12-2-02)	5 vs. Air Force (2-22-03)	3-Point Field Goals Attempted	30 vs. UC San Diego (12-2-02)	5 vs. Texas Tech (1-6-03)
53.3 (8-15) at Wyoming (3-1-03)	16.7 (2-12) vs. LMU (1-3-03)	3-Point Field Goal Percentage	61.5 (8-13) vs. UNLV (2-11-03)	16.7 (1-6) at Texas Tech (3-21-03)
26 at Wyoming (3-1-03)	2 vs. Texas Tech (1-6-03)	Free Throws Made	38 at Portland (11-27-02)	4 vs. UC San Diego/UC Santa Barbara
42 at Wyoming (3-1-03)	5 at New Mexico (1-25-03)	Free Throws Attempted	53 at Portland (11-27-02)	5 vs. UC Santa Barbara (3-19-03)
100.0 (12-12) at Air Force (1-11-03)	33.3 (2-6) vs. Texas Tech (1-6-03)	Free Throw Percentage	87.0 (20-23) vs. New Mexico (2-24-03)	53.6 (15-28) vs. San Diego (1-8-03)
22 vs. Colorado State (2-1-03)	4 vs. Hawai'i (12-14-02)	Offensive Rebounds	19 at Wyoming (3-1-03)	4 at UNLV (3-8-03)/vs. Air Force (2-22-03)
30 vs. UC San Diego (12-2-02)	13 at Air Force (2-22-03)	Defensive Rebounds	31 at Texas Tech (3-21-03)	8 at Air Force (1-11-03)
44 vs. UC San Diego (12-2-02)	20 vs. Air Force (2-22-03)	Total Rebounds	44 at Wyoming (3-1-03)	13 at Air Force/vs. Air Force
36 at Portland (11-27-02)	8 vs. UC San Diego (12-2-02)	Fouls	31 vs. Florida Atlantic (12-28-02)	12 at New Mexico (1-25-03)
4 at Portland (11-27-02)	0 - many times	Fouled Out	4 at Portland (11-27-02)	0 - many times
23 vs. UCSD/vs. Fla. Atlantic	5 at UNLV (3-8-03)	Assists	27 at Colorado State (3-3-03)	10 at Cal Poly/at Long Beach State
24 vs. Texas Tech (1-6-03)	9 vs. Loyola Marymount (1-3-03)	Turnovers	26 vs. Florida Atlantic (12-28-02)	8 at Air Force (1-11-03)
6 vs. UNLV (2-11-03)/UCSB	0 - three times	Blocked Shots	11 vs. Colorado State (2-1-03)	0 - three times
15 vs. Florida Atlantic (12-28-02)	2 vs. Brigham Young (1-20-03)	Steals	16 vs. Texas Tech (1-6-03)	2 vs. Hawai'i/vs. Colorado State
53 vs. UNM, 2nd/at CSU, 2nd	21 at Texas Tech, 1st (3-21-03)	Points/Half	57 at Portland, 2nd (11-27-02)	19 at Air Force, 2nd (1-11-03)
73.7 at UNM, 2nd (1-25-03)	27.6 at Texas Tech, 1st (3-21-03)	FG Percentage/Half	68.2 at UNLV, 2nd (3/8/03)	23.8 at Air Force, 2nd (1-11-03)



# 2002-03 Review

## 2002-03 Individual Game-By-Game (Points/Rebounds/Assists)

	0	1	4	5	11	12	15	20	21	22	30	32	34	40
Opponent	Tommy Johnson	Deandre Moore	Tony Bland	Travis Hanour	Steve Sir	Andre Torres	John Sharper	Trimaïne Davis	Evan Burns	Chris Manker	Mike Mackell	Ben Wardrop	Aerick Sanders	Markee White
EWU	7/0/4	8/4/4*	16/5/2*	TR	9/1/1*	CD	0/0/0	3/1/0	NCAA	TR	19/6/0*	CD	8/11/0*	0/0/0
at Portland	13/5/3	14/6/7*	15/8/5*	TR	18/4/2*	DNT	0/2/0	4/3/0	NCAA	TR	17/7/2*	0/0/1	5/2/1*	0/1/1
at Cal Poly	4/4/5	10/7/6*	21/6/1*	TR	9/0/1*	DNT	0/0/1	0/3/0	NCAA	TR	21/7/1*	CD	0/9/0*	0/0/0
UC San Diego	6/2/1	11/1/8*	18/3/6*	TR	18/4/1*	CD	3/5/2	6/2/0	NCAA	TR	15/8/1*	0/0/2	8/11/2*	2/2/0
Arizona	5/1/4	16/3/8*	16/4/1*	TR	6/1/0*	CD	CD	4/1/0	7/3/3	5/5/2	15/8/0*	CD	7/11/0*	CD
at LBSU	4/4/0	5/2/3*	11/2/4*	TR	2/1/2*	DNT	3/0/0	0/2/0	10/4/1	8/4/1	17/6/0*	CD	4/12/1*	CD
Hawai'i	6/0/0*	7/1/5*	19/2/1*	4/2/2	5/1/1	CD	0/0/0	0/0/0	0/3/0	2/2/0	15/8/1*	CD	2/9/3*	CD
at Houston (D)	7/5/1*	10/2/1*	7/4/6*	6/4/1	3/1/1	DNT	0/0/0	0/0/0	4/4/2	0/1/0	22/3/0*	CD	12/14/4*	CD
Fla. Atlantic	7/2/3*	5/2/5*	9/5/8*	11/4/0	0/0/0	0/0/0	8/0/0	3/2/0	21/4/0	0/1/0	20/4/3*	0/0/0	7/11/2*	0/0/1
IPFW	8/7/1*	6/4/7*	9/0/4*	3/5/2	6/2/2	CD	3/2/1	3/1/0	10/3/0	5/4/0	11/4/0*	3/0/1	7/7/0*	0/0/1
LMU	5/4/3*	2/2/3*	29/0/3*	INJ	2/0/1	CD	3/3/2	0/0/0	10/10/0	3/1/0	13/1/2*	2/0/0	10/9/2*	CD
Texas Tech	5/2/3*	8/3/2*	13/3/3*	5/2/1	6/0/1	CD	3/1/0	2/1/1	2/3/2	4/4/0	11/3/1*	CD	4/6/0*	CD
San Diego	CD	4/2/4*	17/6/8*	3/6/2*	9/4/2	CD	1/0/1	CD	9/7/0	9/2/0*	15/1/0	CD	11/6/1*	CD
*at Air Force (D)	3/2/0	11/8/4*	11/5/3*	2/3/1*	8/0/1	DNT	CD	CD	14/5/1	0/0/0	10/2/1*	CD	4/4/1*	CD
*Utah (D)	CD	8/9/3*	13/5/2*	4/7/2*	0/1/0	CD	3/0/0	0/0/0	5/3/0	6/2/0	13/5/1*	CD	6/3/1*	CD
*Brigham Young	4/3/0	9/3/4*	25/3/2*	0/1/1*	6/1/0	CD	2/1/1	2/0/0	2/4/0	0/0/0	18/6/0*	CD	1/11/1*	CD
*at New Mexico	4/3/4	7/3/2*	14/1/2*	2/0/1	3/3/0*	DNT	3/2/1	0/1/0	7/3/1	2/2/0	10/0/3*	CD	10/4/0*	CD
*Colorado State	0/0/0	11/2/3*	19/4/1*	5/4/2*	0/0/0	CD	4/3/1	4/2/0	5/4/1	0/0/0	15/7/1*	CD	6/10/2*	CD
*Wyoming	2/1/0	7/3/5*	18/3/4*	0/3/1	3/0/0	CD	2/1/2	0/0/0	17/8/5*	0/0/0	17/2/0*	CD	14/14/2*	CD
*UNLV	3/2/1	0/1/3*	21/4/5*	3/3/0	0/0/1	CD	5/0/1	0/1/0	2/4/3*	0/0/0	22/6/0*	CD	8/11/1*	CD
*at Utah	5/5/3	10/2/3*	16/2/1*	3/2/0*	0/1/0	DNT	0/0/0	CD	5/4/1	6/0/0	13/6/0*	CD	4/5/1*	CD
*at BYU	8/3/2*	16/3/3*	7/7/4*	0/4/1	0/0/0	DNT	0/0/0	CD	6/6/1	3/0/0	14/2/1*	CD	10/5/0*	CD
*Air Force	2/2/2	6/3/3*	28/2/4*	3/3/1*	6/0/0	CD	0/0/0	2/1/0	2/0/1	0/0/0	16/4/1	0/0/0	2/3/2*	CD
*New Mexico	7/2/3	2/3/7*	21/5/3*	2/2/0*	9/2/3	CD	0/0/0	0/1/0	31/13/0	CD	12/2/0*	3/0/0	2/5/2*	CD
*at Wyoming (D)	3/2/0	11/10/5*	19/3/2*	0/0/0	17/2/1	DNT	0/0/0	0/0/0	12/4/1*	9/0/0	9/5/0*	CD	6/6/1*	CD
*at Colorado St.	4/0/0	10/1/2*	25/1/4*	CD	9/2/3	DNT	3/1/1	0/1/0	12/6/1*	7/0/1	13/3/0*	CD	6/7/0*	CD
*at UNLV	2/1/1	12/2/0*	13/2/3*	CD	0/0/0	DNT	0/0/0	CD	23/5/0*	0/0/0	18/9/0*	CD	4/5/1*	CD
^at UNLV	13/2/4	9/3/2*	17/3/5*	CD	5/0/1	CD	3/0/1	0/0/0	7/7/1*	2/0/0	2/4/0*	0/0/0	9/8/4*	CD
~UCSB	10/4/1	4/9/2*	17/3/2*	INJ	6/1/1	CD	3/1/1	CD	12/9/3*	2/2/0	9/3/2*	CD	4/4/1*	CD
~at Texas Tech	9/4/0	11/6/8*	9/3/2*	INJ	0/1/0	DNT	0/1/0	2/3/0	5/6/1*	0/0/0	10/6/0*	0/0/0	2/5/0*	CD

\* - Indicates starter. CD - Did Not Play-Coach's Decision. DNT - Did Not Travel. INJ - Did Not Play-Injured. TR - Did Not Play-NCAA Transfer Rules. \* - Indicates Mountain West Conference Game. ^ - 2003 EAS Mountain West Conference Championship. ~ - 2003 Owens Corning National Invitation Tournament.



## 2002-03 Departed Letterwinner Biography



### Tony Bland

Jersey No. 33

Forward, Ht. 6-5, Wt. 201

High School: Westchester High (Los Angeles, Calif.)

Previous School: Syracuse University

Birthdate: January 27, 1980 (Los Angeles, Calif.)

SDSU Letters (2): 2001-02, 2002-03

Transferred to San Diego State after playing in 64 games and making 33 starts in two seasons at Syracuse... His decision to come to San Diego State gave the Aztecs instant credibility in the Los Angeles area... All four of his collegiate seasons resulted in winning records and postseason appearances... Three time in his career his team won 21 or more games and advanced to the NCAA Tournament... A natural two guard who also played the point to benefit the team... Helped lead San Diego State to consecutive postseason appearances for the first time in the school's Division I history... Played for two coaches that have won national championships in Syracuse's Jim Boeheim and Steve Fisher of San Diego State... In 2001-02, he became the first player in Mountain West Conference history to rank in the league's top 10 in scoring and assists and top 20 in rebounding in the same season... Has one of the best mid-range

games in the country, possessing the ability to create space off the dribble... Ended his career with 1,368 points, 331 rebounds, 319 assists and 127 steals... Bland saw action in 127 games and made 95 career starts.

#### At San Diego State

Played in all 63 games for San Diego State during the 2001-02 and 2002-03 season... Started 62 of those 63 contests (lone non-start was the home finale his junior season when Steve Fisher started all five seniors)... Led the Aztecs to a 37-26 record in his two seasons and guided SDSU to consecutive postseason appearances for the first time in the school's Division I history... Helped the Aztecs advance to the 2002 NCAA Tournament, SDSU's first appearance in the tourney since 1986 and followed that up with an appearance in the 2003 National Invitation Tournament... SDSU advanced to the second round of the '03 NIT and

recorded the school's first Division I postseason victory... In his two seasons at San Diego State, Bland led the Aztecs in points 27 times, rebounds seven times and assists 26 times... He had 56 double-figure scoring games at SDSU (70 career double-figure scoring games, counting 14 at Syracuse)... Career SDSU ranks: 18th in scoring (1,012, most among two-year play-



### ► 2002-03 Season and Career Highs

	Season	Career
Points	29 vs. Loyola Marymount (1-3-03)	33 vs. Houston (1-29-02)
Rebounds	8 at Portland (11-27-02)	8 - four times
Field Goals	11 vs. Air Force (2-22-03)	12 vs. Houston (1-29-02)
	11 vs. Loyola Marymount (1-3-03)	
Field Goals Att.	21 vs. Arizona (12-7-02)	21 vs. Arizona (12-7-02)
3-Pt. Field Goals	4 vs. UC San Diego (12-2-02)	4 vs. UC San Diego (12-2-02)
		4 vs. NorfolkState (11-21-02)
3-Pt. FG Att.	7 vs. UC San Diego (12-2-02)	9 vs. Notre Dame (1-16-00)
Free Throws	10 at Wyoming (3-1-03)	10 at Wyoming (3-1-03)
Free Throws Att.	14 at Wyoming (3-1-03)	14 at Wyoming (3-1-03)
	14 vs. San Diego (1-8-03)	14 vs. San Diego (1-8-03)
Assists	8 vs. San Diego (1-8-03)	9 vs. Norfolk State (11-21-01)
	8 vs. Florida Atlantic (12-21-02)	
Steals	3 at Wyoming (3-1-03)	4 at Wyoming (2-18-02)
	3 at Houston (12-21-02)	4 at Providence (2-5-00)
Blocked Shots	2 at Cal Poly (11-30-02)	3 vs. Wyoming (1-21-02)
Minutes	39 - three times	43 vs. Wyoming (1-21-02)
	<b>Season</b>	<b>Career</b>
Double-Figure Scoring Games	25	70
Led SDSU in Scoring	18	27
Led SDSU in Assists	12	26
Led SDSU in Rebounding	2	7

ers), 7th in career scoring average (16.1) and 9th in minutes played since the 1978-79 season (2,182).

#### As A Senior (2002-03)

MWC Rankings: 2nd in assist/turnover ratio (1.51), 4th in assists (3.37), 6th in scoring (16.4), 13th in steals (1.10), 15th in free throw percentage (.661).

Named to the second-team all-Mountain West Conference by the league as selected by the league coaches and media... One of 10 players named to the NABC District 13 team and also earned USBWA District IX-team honors... Was the first captain named by Steve Fisher and ended up being a tri-captain with Deandre Moore and Mike Mackell... Led San Diego State in points per game (16.4), minutes played (1,042), free throw percentage (.661), games played (tied-30), games started (tied-30)... Was second on the squad in assists (101) and steals (33)... Became just the third player since 1978-79 to lead the team in minutes played in consecutive seasons, joining Michael Cage (1980-81, 81-82, 82-83, 83-84) and Chad Nelson (1994-95 and 1995-96)... Led the team in scoring a team-high 18 times, in rebounding twice and in assists on 12 occasions... Regularly faces the opponents' top offensive threat... Made 150 of his last 309 FGs (48.5 percent) after connecting on just 30 of his first 83 (36.1 percent)... Shot 52.9 percent from the floor in

14 Mountain West Conference games... Drove coast-to-coast and hit a running 17-foot bank shot with less than two second left to force overtime in San Diego State's 67-62 victory over UC Santa Barbara (3-19-03) in the first round of the NIT... Bland scored 13 of his team-high 17 points against the Gauchos after intermission as the Aztecs overcame a 12-point second half deficit to record the first Division I postseason victory in school history... Scored 25 points on 8-of-15 shooting at Colorado State (3-3-03)... That marked his seventh 20+ scoring game of the season and the 18th of his career... Produced 21 points, five rebounds and three assists vs. New Mexico (2-24-03)... Had one of the best games of his career with 28 points on 11-of-13 shooting from the field vs. Air Force (2-22-03)... Made 10-of-18 field goal attempts en route to 21 points, five assists and four rebounds vs. UNLV (2-11-03)... Scored a game-high 19 points on 7-of-12 shooting from the floor, adding four assists and three rebounds in 37 minutes against Wyoming (2-3-03)... Had a 19-point performance on 8-of-15 shooting against Colorado State (2-1-03)... At New Mexico (1-25-03) he overcame the flu to connect on 6-of-9 shooting en route to 14 points, while holding Ruben Douglas, the nation's leading scorer, to 4-of-17 shooting from the floor... Tied for team-high honors

# 2002-03 Review

SAN DIEGO STATE



BASKETBALL

with 13 points on 5-of-9 shooting and added five rebounds and two assists vs. Utah (1-18-03)... Had 11 points, five rebounds and three assists in 35 minutes of action at Air Force (1-11-03) after a great all-around game with 17 points, eight assists and six rebounds in the victory over USD (1-8-03)... Scored a season-high 29 points on 11-of-18 shooting against Loyola Marymount (1-3-03)... Scored his 1,000th career point against Florida Atlantic (12-28-02)... In that same game against the Owls, he recorded his 250th career assist... Hit a trey in his final attempt against USD (1-8-03) to snap an 0-for-13 stretch from three-point range in the five-plus previous games after making 11 of his first 26 attempts (42.3 percent) from three-point range... Had 25 double-digit scoring games this season and 70 in his career.

## As A Junior (2001-02)

*MWC Rankings: 4th in assists (3.39), 7th in scoring (15.7), 8th in assist/turnover ratio (1.18), 13th in free throw percentage (.710), 20th in rebounding (4.0).*

Named honorable mention all-Mountain West Conference by the league coaches... Became the first player in Mountain West Conference history to rank among the top 10 in scoring and assists and the top 20 in rebounding... Led San Diego State in minutes played (1,140), minutes per game (34.5), free-throws made (120), free-throw attempts (169) and assists (112)... Was second on the squad in points per game (15.7), points (519), steals (34), free-throw percentage (.710) and three-point field goals made (29)... His 519 points in 2001-02 was the 13th highest single-season total in SDSU history... Scored in double figures in 29-of-33 contests... Led the team in scoring nine times, in rebounding five times and in assists a team-best 14 times... Saw action in all 33 games, making 32 starts (his lone non-start was Senior Night when Steve Fisher started five seniors)... His 1,140 minutes played were the most since the statistic started being kept at San Diego State

in 1978-79... It broke the old mark of 1,070 held by Michael Cage (1982-83)... Helped lead the Aztecs to their first NCAA Tournament appearance since 1985, and made the third NCAA Tournament appearance of his career (went while playing at Syracuse in 1998-99 and 1999-00)... Earned Mountain West Conference Player of the Week honors on Dec. 3 after scoring 20 points against UC San Diego (11-27-01) and 22 points versus Cal State Northridge (12-1-01)... Was the Aztec nominee for the conference's weekly award five times... Scored a career-high 33 points on 12-of-19 shooting from the field and added six rebounds and five assists in a victory over Houston (1-29-02)... His 33-point effort represents the most points scored by an Aztec player during the Steve Fisher era... Had his highest Mountain West Conference scoring output in Fort Collins, Colo., when he tallied 23 points, connecting on 10-of-14 attempts from the field as the Aztecs claimed their first win at Colorado State (2-16-02) in 20 years... At one point scored in double figures in 15 consecutive games and had 20-plus points in six consecutive contests... Had a San Diego State season-best nine assists, along with 24 points, against Norfolk State (11-21-02)... Scored 20 or more points in six consecutive games, becoming the first Aztec player to accomplish the feat since the 1985-86 season when Anthony Watson put together a seven-game streak... Played 31 or more minutes in 31-of-33 games (the two games he played less than 30 minutes in were SDSU blowouts vs. UC San Diego (98-53) and Eastern Washington (86-58))... Despite compiling major playing time in his two seasons at Syracuse (played in 63 games and logged 1,171 minutes), he posted better numbers as a junior than his first two collegiate seasons combined in points (519 vs. 356), rebounds (131 vs. 96), and assists (112-106)... Also had career season-best numbers recorded in steals and blocked shots... Named the Mountain West Conference Newcomer of the Year by the media


prior to the season and also earned a spot on the Ford Red Raider Classic All-Tournament Team for his performance in games against Northern Iowa and Texas Tech to open the 2001-02 season.

## As A Soph. at Syracuse (1999-00)

Was one of three Orangemen to start all 32 games... Syracuse reached the "Sweet 16" before falling to eventual national champion Michigan State in Auburn Hills... The Orangemen were co-Big East Conference champions and ended the season with a 26-6 record, 13-3 in league action... Averaged 6.7 points, 1.6 rebounds and 1.7 assists as a sophomore... Set a career best with a 22-point outing vs. West Virginia... Scoring average prorated over 40 minutes was 12.8 points... Made four three-point field goals (in nine attempts) in a home game against Notre Dame... Also had six assists vs. Notre Dame... Had 11 double-digit scoring games... Canned 20 of his 32 free-throw attempts on the season... Posted no turnovers in 11 games during the 1999-2000 campaign, including the first three games of the season against Princeton, Wisconsin and Florida Atlantic.

## As A Fresh. at Syracuse (1998-99 Season)

Played in 32 of 33 games for an NCAA tournament team... Orangemen lost in the first round of the 1999 NCAA Tournament to Oklahoma State... Syracuse ended the season 21-12 overall and 10-8 in Big East play... Averaged 4.4 points, 1.4 rebounds, 1.6 assists and 15.7 minutes per contest... Had 27 steals and 51 assists as a frosh... Actually attempted eight more free throws (40) as a freshman than he did as a



sophomore, despite seeing less playing time... Made first career start vs. St. Bonaventure on Dec. 27... Scored in double figures five times, including a season-high 15 points against Chaminade (11-23-98).

## High School

A two-time high school All-American at Westchester High in Los Angeles... Lettered four years, all-section pick four years, all-city selection three years and team captain three years... Led Westchester to the state championship and a number three national ranking his senior season.

## Personal

Born Jan. 27, 1980, in Los Angeles... Son of Anthony Bland... Has two sisters, Aujia and Meshone... Majored in sociology... Wears a tattoo on his right bicep of a cross with a rose running through it and a scroll of names and dates of deceased family members... Played pick-up basketball in Green Meadows Park against the likes of Michael Cooper, Norm Nixon, Baron Davis, Paul Pierce, Andre Miller and Larry Drew, among others.

## ► Tony Bland's Career Statistics

Year	G	GS	Min.	Avg.	FG	FGA	Pct.	3P	3PA	Pct.	FT	FTA	Pct.	OR	DR	Reb	Avg.	PF	D	AT	TO	BS	ST	Pts.	Avg.
98-99 *	32	1	502	15.7	53	124	.427	12	40	.300	24	40	.600	13	31	44	1.4	35	1	51	46	8	27	142	4.4
99-00 *	32	32	669	20.9	86	194	.443	22	70	.314	20	32	.625	16	36	52	1.6	38	1	55	36	10	33	214	6.7
01-02	33	32	1,140	34.5	185	416	.445	29	81	.358	120	169	.710	33	98	131	4.0	52	0	112	95	11	34	519	15.7
02-03	30	30	1,042	34.7	180	392	.459	20	72	.278	113	171	.661	28	76	104	3.5	37	1	101	67	10	33	493	16.4
SDSU	63	62	2,182	34.6	365	808	.452	49	153	.320	233	340	.685	61	174	235	3.7	89	1	213	162	21	67	1,012	16.1
Totals	127	95	3,353	26.4	504	1,126	.448	83	263	.316	277	412	.672	90	241	331	2.6	162	3	319	244	39	127	1,368	10.8

\* - at Syracuse

## 2002-03 Departed Letterwinner Biography



### Mike Mackell

(Mike muh-KAY-ul)

Jersey No. 30

Center, Ht. 6-9, Wt. 250

High School: Eastern High (Washington, D.C.)

Previous School: Porterville College

Birthdate: August 27, 1978 (Washington, D.C.)

SDSU Letters (2): 2000-01, 2001-02

A two-year staple in the low post for the Aztecs, Mike Mackell became Steve Fisher's first "big man" at San Diego State... One of the premier post players in the Mountain West Conference, Mackell's role went from that of a supporting cast member during his junior season to being a leader during his senior campaign... Selected in the third round of the 2003 CBA Draft when the Gary Steelheads selected him with the 22nd overall pick.

#### At San Diego State

Played in all 63 games for San Diego State during the 2001-02 and 2002-03 season... Started 58 of those 63 contests, including 29 of 30 games as a senior... Led the Aztecs to a 37-26 record in his two seasons and guided SDSU to consecutive postseason appearances for the first time in the school's Division I history... Helped the Aztecs advance to the 2002 NCAA Tournament, SDSU's first appearance in the tourney since 1986 and followed that up with an appearance in the 2003 National Invitation Tournament... SDSU advanced to the second round of the '03 NIT and recorded the school's first Division I postseason victory... In his two seasons at San Diego State, Mackell led the Aztecs in points 10 times and rebounds seven times... He had 44 double-figure scoring games at SDSU.

#### As A Senior (2002-03)

MWC Rankings: 3rd in offensive rebounding (2.37), 5th in field-goal percentage (54.5), 9th in scoring (14.4), 16th in rebounding (4.6)

Named to the honorable mention all-Mountain West Conference by the league as selected by the league coaches and media... One of five players to see action in all 30 games and logged the fourth most starts on the squad

with 29... Was second on the team in scoring (14.4) and total rebounds (138) and was third on the squad in minutes played (29.1)... Scored in double figures a team-high 27 times and in 29 of his final 32 college games... Had a 26-game double-digit scoring streak, the third longest since 1981 and the longest of the Steve Fisher era, broken when he scored nine points at Wyoming (3-1-03)... Scored at least 15 points in the first 10 games of the season and 16 times in 30 games... Shot 50 percent or better from the field in 22 of his 30 games this season... Shot 54.5 percent from the field, the fifth best figure in the Mountain West Conference... More than half (71) of his 138 rebounds this season came on the offensive glass... His senior numbers improved in comparison to what was a very successful junior campaign at SDSU... This Year-Last Year: points per game 14.4-10.6, rebounds per game 4.6-4.4, field goal percentage 54.5-52.4, minutes per game 29.1-22.2... Had a great offensive performance, scoring 18 points and adding a career-high tying nine rebounds at UNLV (3-8-03)... Had 16 points on 7-of-9 shooting from the field against Air Force (2-22-03)... Team-high and career-high tying 22 points on 9-of-16 shooting against UNLV (2-11-03)... Had 17 points on 8-of-15 shooting against Wyoming (2-3-03)... Scored 15 points, all in the second half, and added seven rebounds against Colorado State (2-1-03)... Connected on 5-of-8 attempts from the floor and 8-of-10 from the free-throw line en route to 18 points and six rebounds vs. Brigham Young (1-20-03)... Made 5-of-9 attempts from the floor and had 13 points and five rebounds vs. Utah (1-18-03)... Made 5-of-7 field goals and scored 10 points in 32 minutes of action at Air Force (1-11-03)... Did not start against San Diego

(1-8-03), marking the only time this season he was not been in the starting five... Came off the bench to score 15 points on 6-of-8 shooting from the field in 20 minutes of action... Scored 20 or more points in consecutive games for the first time in his career (22 at Houston (12-21-02) and 20 vs. Florida Atlantic (12-28-02))... Scored a career best 22 points on 9-of-12 shooting from the field in the victory at Houston (12-21-02)... Followed that up with 20 points on 6-of-9 shooting from the floor against Florida Atlantic (12-28-02)... 27 double-digit scoring games as a senior and 43 in his career... Led the Aztecs in scoring seven times in 2002-03 and 10 times in his career... Took team-high honors in rebounding four times as a senior and seven times in his career.

#### As A Junior (2001-02)

MWC Rankings: 5th in field-goal percentage (52.4), 8th in offensive rebounding (2.18), 11th in free-throw percentage (72.8), 14th in rebounding (4.4)

One of six players to see action in all 33 games, making 29 starts during the season (the third highest total on the squad)... Fourth on the team in scoring (10.6), second in rebounding (4.4), first in field-goal percentage (52.4) and first in free-throw percentage (72.8)... Became just the sixth player since the 1959-60 campaign and the second player in the last 19 years to lead San Diego State in both field-goal percentage and free-throw percentage in the same season (Steve Malovic 1978, Tony Gwynn 1980, Michael Cage 1981 and 1983, Donnell Plummer 1982 and Chad Nelson 1995)... Led the Aztecs in scoring three times and in rebounding three times... Produced 17 double-figure scoring games... One of two players to rank in the top 11 of both the Mountain West Conference field-goal percentage and free-throw percentage categories and top 15 rebounding chart (the other was second-team all-MWC junior Brian Greene, Colorado State)... Showed remarkable growth as the season progressed, looking more comfortable and playing more relaxed... The only one of the top four scorers that saw his productivity increase during the conference season... Averaged 11.9 points, 5.0

rebounds and shot 53.3 percent from the field in 14 conference games... Continued that solid play during the Mountain West Conference Championship when he averaged 13.7 points and 3.7 rebounds while connecting on 50.0 percent from the floor and 81.8 percent from the line in the Aztecs' wins over Brigham Young, Wyoming and UNLV... Scored a season-high 21 points and added eight rebounds as the Aztecs won at New Mexico (2-2-02) for the first time since 1984... Mackell scored 16 of the Aztecs' 32 first-half points in the contest to help SDSU stay within striking distance of the Lobos... Scored a game-high 20 points and connected on all six of his free-throw attempts as San Diego State defeated Brigham Young (3-7-02) in the quarterfinal round of the MWC tournament... Recorded seven or more rebounds eight times during the campaign... Posted 15 or more points 13 times.

#### Junior College

Named the California junior college player of the year after averaging 22.4 points and 10.6 rebounds as a sophomore... Led Porterville Junior College to a 62-5 record during his two seasons, including a California state championship during the 1999-2000 season... Ranked among the top 10 in the Community College League of California during his second season at Porterville... Was 10th in points, seventh in rebounding and fourth in field-goal percentage... Listed as the number two junior college power forward in the country by *Lindy's* and the 10th best by *The Sporting News*... Named to *Street & Smith's* all-West junior college team... Named the 21st most recruitable junior college prospect by *PrepStars.com*.

#### High School

Lettered three seasons at Eastern High in Washington D.C... Named most valuable player of the city championship.


#### Personal

Born Aug. 27, 1978, in Washington D.C... Son of Gwendolyn Mackell... Majored in criminal justice administration.

#### ► Mike Mackell's Career Statistics

Year	G	GS	Min.	Avg.	FG	FGA	Pct.	3P	3PA	Pct.	FT	FTA	Pct.	OR	DR	Reb	Avg.	PF	D	AT	TO	BS	ST	Pts.	Avg.
01-02	33	29	734	22.2	129	246	.524	0	0	.000	91	125	.728	72	73	145	4.4	111	9	16	55	7	16	349	10.6
02-03	30	29	874	29.1	162	297	.545	0	0	.000	108	164	.659	71	67	138	4.6	88	8	21	89	7	14	432	14.4
<b>Totals</b>	<b>63</b>	<b>58</b>	<b>1,608</b>	<b>25.5</b>	<b>291</b>	<b>543</b>	<b>.536</b>	<b>0</b>	<b>0</b>	<b>.000</b>	<b>199</b>	<b>289</b>	<b>.689</b>	<b>143</b>	<b>140</b>	<b>283</b>	<b>4.5</b>	<b>199</b>	<b>17</b>	<b>37</b>	<b>144</b>	<b>14</b>	<b>30</b>	<b>781</b>	<b>12.4</b>

## 2002-03 Departed Letterwinner Biography



### Deandre Moore

**Jersey No. 1**  
**Guard, Ht. 5-10, Wt. 191**  
**High School: Compton High (Compton, Calif.)**  
**Previous School: Vanderbilt Univ.**  
**Birthdate: March 3, 1980 (Long Beach, Calif.)**  
**SDSU Letters (3): 1999-00, 2000-01, 2001-02**

The quintessential collegiate point guard, Deandre Moore ushered San Diego State from its transition from a struggling single-digit victory program to back-to-back postseason appearances... A three-year starter after transferring from Vanderbilt following his freshman season, Moore etched his name into the San Diego State record book with his consistent play and his no-nonsense approach won him a place in the hearts of Aztec fans... In his four-year college career he compiled 635 points, 417 assists, 306 rebounds in 3,010 minutes... He played in 117 games and made 82 starts.

#### At San Diego State

The only member of the 2002-03 senior class that played at San Diego State for three seasons (both Tony Bland and Mike Mackell played at SDSU for two seasons)... Played in 88 of a possible 91 games during his three seasons (missed three games due to injury as a sophomore)... Played in every game during the 2001-02 and 2002-03 seasons when San Diego State made consecutive postseason tournament appearances for the first time since 1975 and 1976... The Aztecs went 51-40 during his three seasons after going just 22-60 the three years prior to his arrival... Ended his career listed on many of the SDSU career charts, including: sixth in assists (339), sixth in career minutes (2,464; since 1978-79 season), seventh in game started (73; since 1978-79 season), seventh in three-point field goals (84), eighth in steals (114) and ninth in three-point field goal percentage (35.1)

#### As A Senior (2002-03 Season)

*MWC All-Games Rankings: 1st in assist-to-turnover ratio (1.74), 2nd in assists (4.07), 4th in steals (1.43), 12th in three-point field goal percentage (.383), 12th in three-point field goals per game (1.37)*


One of five players to see action in all 30 games and one of only three players to start every game during the 2002-03 season... Team leader in assists (4.1 apg) and steals (43) and was second on the squad in minutes (30.0 mpg), three-point field goals made (41), three-point field goal percentage (38.3)... Led the Mountain West Conference in assists-to-turnovers for the second time in three seasons with a 1.74 ratio in 2002-03 (also led the MWC during the 2000-01 campaign)... The only player in league history to pace the league in assist-to-turnover ratio twice... Ranked in the top 12 of five different MWC statistical categories... In league games only, Moore ranked among the leaders in seven different categories... Had six games with seven or more assists during the season... Scored a personal-best 250 points during the campaign, more than double what he produced during his junior season... Produced 13 double-digit scoring games, including six in the last 10 games of the season... In the second round NIT Game at Texas Tech (3-21-03), he produced one of his classic all-around games with 11 points (team high), eight assists (team high) and six rebounds (tied for team high) in 34 minutes of action... Had nine rebounds vs. UCSB (3-19-03) and averaged 5.2 rpg in last final six games... In his final regular season home game against New

Mexico (2-24-03), dished out seven assists, the most since recording seven assists vs. IPFW (12-30-02)... Tied a season-high with 16 points and added three rebounds and three assists with no turnovers in 34 minutes at Brigham Young (2-17-03)... Also led the team in scoring against the Cougars for the second time this season and the third time in his career... Had 10 points, three assists and two rebounds in 30 minutes of action at Utah (2-15-03)... Despite playing just 21 minutes, he still recorded a career-high seven steals and added 11 points and three assists vs. Colorado State (2-1-03)... Had nine rebounds in the win vs. Utah (1-18-03)... In fact, posted then back-to-back career highs for rebounds with eight against Air Force (1-11-03) and nine vs. Utah... Played 36 minutes and posted 11 points, eight rebounds, four assists and no turnovers at Air Force (1-11-03)... Played 35 or more minutes in five of the first seven games this season after failing to play more than 35 minutes in any contest last season... Made a three-point field goal in the first eight games of the season and ended the campaign 41-of-107 from three-point range this season (38.3 percent)... Led San Diego State in scoring for just the second time in his career, posting a season-best 16 points and adding a game-high eight assists against top-ranked Arizona (12-7-02)... Won the head-to-head battle with preseason All-American choice Jason Gardner (1-10 FGs, nine points, six assists) in that contest... Worked incredibly hard during the off-season resulting in a stronger, leaner, more efficient point guard... Lost 16 pounds over the summer and began the season healthy for the first time in his San Diego State career (separated shoulder his sophomore season and shin splints his

junior season)... 13 double-digit scoring games (third on the team)... Led SDSU in assists 16 times, in rebounding five times and in scoring three times.

#### As A Junior (2001-02 Season)


One of six players to see action in all 33 games, he made 19 starts during the season (fifth-highest total on the squad)... Started the first eight games of the season and 12 of the final 14 games... The Aztecs were 13-6 in games in which Moore started... Was second on the team in assists (93), second in three-point field goal percentage (39.0), third in three-point field goals made (39.0 percent), fourth in steals (33) and fifth in scoring (119 points/3.6 ppg)... Led San Diego State in assists 10 times (second on the squad) and did so in 27 games in his first two Aztec seasons... His 829 minutes were fourth highest on the team, despite overcoming shin splints in the opening half of the season that not only limited his playing time, but also his practice time... When he was completely healthy, he proved to be as good as any point guard in the league... That statement



#### ► Deandre Moore's Career Statistics

Year	G	GS	Min.	Avg.	FG	FGA	Pct.	3P	3PA	Pct.	FT	FTA	Pct.	OR	DR	Reb	Avg.	PF	D	AT	TO	BS	ST	Pts.	Avg.
98-99*	29	9	546	18.8	29	77	.377	13	42	.310	26	47	.553	11	39	50	1.7	50	0	78	45	1	24	97	3.3
00-01	25	24	732	29.3	52	138	.377	20	73	.274	45	70	.643	14	70	84	3.4	60	2	124	56	2	38	169	6.8
01-02	33	19	831	25.2	38	91	.418	23	59	.390	20	41	.488	11	51	62	1.9	84	3	93	45	2	33	119	3.6
02-03	30	30	901	30.0	87	208	.418	41	107	.383	35	53	.660	21	89	110	3.7	91	5	122	70	1	43	250	8.3
SDSU	88	73	2,464	28.0	177	437	.405	84	239	.351	100	164	.610	46	210	256	2.4	235	10	339	171	5	114	538	6.1
Totals	117	82	3,010	25.7	206	514	.401	97	281	.345	126	211	.597	57	249	306	2.6	285	10	417	216	6	138	635	5.4

\* - at Vanderbilt



three turnovers in the final six games covering 187 minutes (one turnover every 31.2 minutes)... Scored a season-high 13 points against Brigham Young (2-11-02), connecting on all four of his three-point field goal attempts in the contest... Also dished six assists without a turnover in 25 minutes of action in that game against the Cougars... Secured the victory at UNLV (3-9-02) in the Mountain West Conference championship game by connecting on 4-of-4 from the free-throw line in the final 90 seconds of the contest... He had 11 points in that win over

can be verified by his numbers during the last 14 games of the season when he was finally approaching 100 percent: 5.7 ppg, 2.9 apg, 1.4 rpg, 16-of-37 3FGs (43.2 percent) and 12 steals (the Aztecs went 10-4 during that stretch)... Needless to say, he was a major reason for the Aztecs' late-season surge that resulted in the Mountain West Conference Championship and a trip to the NCAA Tournament... How important was Moore to the overall success of the Aztecs?... SDSU went 18-6 when he had at least as many assists as turnovers, including five straight victories to close the season, while the Aztecs were 3-6 when he had more turnovers than assists... San Diego State was 10-3 in contests in which he made a three-point field goal (11-9 when he did not connect from long range)... The Aztecs were 8-2 in games when he played more than 30 minutes and posted a 13-10 record when he played 30 minutes or less... Scored in double figures four times in the final 14 games after failing to do so in the first 19 games of the season... Ended the season by committing just

the Rebels... Had 10 points and a season-high seven assists with just one turnover in the Aztecs' victory over Houston (1-29-02).

#### As A Sophomore (2000-01 Season)

*MWC All-Games Rankings: 1st in assist-to-turnover ratio (2.21), 2nd in assists (4.96), 3rd in steals (1.52).*

Played in 25 games, starting 24 contests... Team leader in assists (124) and steals (38)... Missed three games due to slightly separated left shoulder (at Loyola Marymount, 1-6-01; vs. Brigham Young, 2-12-01; and at New Mexico, 2-17-01)... Played most of the season through pain stemming from a slight left shoulder separation suffered in the Jan. 4 game against Texas A&M-Corpus Christi... That injury forced him to miss more than half of the team's practices through the remainder of the season... Despite playing with that injury, Moore continued to handle the point-guard duties for the Aztecs and recorded 124 assists, the most by an Aztec player since Raymond King had 150 during the 1995-96 campaign (five seasons ago)... Joined David

Abramowitz as the first players in school history to record more than twice as many assists (124) as turnovers (56) (Abramowitz also did it with 53 assists and 24 turnovers in 2000-01)... Tied his season- and career-high assists mark with 11 vs. Wyoming (3-1-01)... Also scored 11 points in that contest for his first career double-double... Originally dished out 11 assists in just 25 minutes of action against Sacramento State (12-2-00)... Those 11-assist performances were the second most by a Mountain West Conference player in 2000-01 and the most by an Aztec since Bradley Jackson dished out 11 vs. High Point (1-2-00)... Scored a season- and career-high 20 points against Oklahoma State... Scored in double-digits nine times... Set career mark in field goals made (6) and three-pointers made (4) vs. Oklahoma State... Did not commit a foul in 35 minutes of play against the Cowboys... Recorded consecutive double-digit scoring games for the first time in his career against New Mexico State (11/21) and Fresno State (11/27)... Hit the game-winning shot with 2.1 seconds remaining to defeat Arizona State (12-16-00)... Was a perfect 4-of-4 from the line against Norfolk State (12-28-00)... Recorded 16 points and six rebounds in 43 minutes of action in the triple-overtime game against UC Santa Barbara (12-6-00)... Did all of that despite being struck by a backboard during pregame warm-ups... 32-for-65 (49.2 percent) from inside the arc, 20-for-73 (27.4 percent) from outside...

Engineered the offense to 422 assists, with the Aztecs shooting 44.5 percent from the floor (in 1999-2000 the Aztecs shot 40.9 percent from the floor)... Reached the career 100- and 200-assist marks... His 200th assist came against Colorado State (3-3-01).

#### As A Fr. at Vanderbilt (1998-99 Season)

Saw action in all 29 games for the Commodores... Was in the starting lineup nine times... Averaged 3.3 points and 1.3 rebounds for the 14-15 SEC squad... Had 78 assists to 45 turnovers... Picked up 24 steals... Averaged 2.7 assists per contest... Best scoring outing was 14 points vs. Oregon... Had seven assists against Morehead State... Shot 37.7 percent from the floor and 55.3 percent from the line... Struggled with a groin pull for a portion of his freshman season.

#### High School

Prepped at Compton High School... Averaged 16 points, eight assists, four rebounds and three steals for a 27-6 squad... Was named all-Moore League, all city and all-state... One of three players who signed Division I letters from his high school team.

#### Personal

Born March 3, 1980, in Long Beach, Calif... Son of Ramona Davis... Considered Colorado, Southern California and Pepperdine out of high school before inking with Vanderbilt... Majoring in criminal justice administration... He is the only men's basketball player in school history to wear jersey No. 1.

### ► 2002-03 Season and Career Highs

	Season	Career
Points	16 at Brigham Young (2-17-03) 16 vs. Arizona (12-7-02)	20 vs. Oklahoma State (12-30-00)
Rebounds	10 at Wyoming (3-1-03)	10 at Wyoming (3-1-03)
Assists	8 at Texas Tech (3-21-03) 8 vs. Arizona (12-7-02) 8 vs. UC San Diego (12-2-02)	11 vs. Wyoming (3-1-01) 11 vs. Cal State Sacramento (12-2-00)
Field Goals	6 vs. Arizona (12-7-02)	6 vs. Arizona (12-7-02) 6 vs. Oklahoma State (12-30-00)
Field Goals Att.	10 - three times	14 at UC Santa Barbara (12-6-00)
Free Throws	5 at Portland (11-27-02)	5 - four times
Free Throws Att.	7 at Portland (11-27-02)	8 - three times
3-Pt. Field Goals	4 at Brigham Young (2-17-03)	4 - three times
3-Pt. FGA	6 - five times	8 at UC Santa Barbara (12-6-00)
Steals	7 vs. Colorado State (2-1-03)	7 vs. Colorado State (2-1-03)
Blocked Shots	1 vs. UNLV (2-11-03)	1 - six times
Minutes	37 - three times	43 at UC Santa Barbara (12-6-00)
	<b>Season</b>	<b>Career</b>
Double-Figure Scoring Games	13	28
Led SDSU in Scoring	1	2
Led SDSU in Assists	16	34
Led SDSU in Rebounding	5	7

## Game 1

**Eastern Wash. 75, San Diego State 70**  
Nov. 23, 2002 ♦ San Diego, Calif.  
Cox Arena at Aztec Bowl ♦ Att.: 6,183

SAN DIEGO - Eastern Washington outscored San Diego State 52-37 over the final 24 minutes to spoil the Aztecs' season opener, 75-70, on Nov. 24.

While the Aztecs shot just 22 percent from behind the arc, the Eagles connected on 8-of-14 three-point shots, including three each by Brendon Merritt and Danny Pariseau, and overcame a 10-point first-half deficit.

EWU (2-1) also won the battle of scoring runs in the second half, taking a nine-point lead early and as much as an eight-point advantage late in the game while holding off SDSU's rally.

SDSU (0-1) went on a 13-3 run, propelled by five points from senior guard Tony Bland, to take its final lead at 47-45 with 12 minutes remaining. But Merritt connected on a three-pointer on the next possession to give the Eagles the lead for good.

The Aztecs closed to within 71-70 on three free throws by freshman guard Steve Sir with 18 seconds remaining, but the Eagles converted all four of their attempts from the charity stripe to close out the game.

SDSU senior center Mike Mackell scored a game-high 19 points on 7-of-11 shooting, while Bland added 16. Junior forward Aerick Sanders collected a then career-high 11 rebounds.

The Eagles received a balanced scoring effort with four players in double-figures, led by Chris Hester and Alvin Snow with 15 apiece. Merritt and Pariseau each added 13 points.

EWU	MP	FG	3FG	FT	R	F	A	TO	B	S	TP
Hester	25	5-7	0-0	5-7	7	3	2	0	0	0	15
Axton	23	0-3	0-1	2-2	1	4	2	2	0	0	2
Williams	14	1-1	0-0	2-3	4	4	0	1	0	0	4
Merritt	29	3-6	3-4	4-4	1	2	1	1	0	2	13
Snow	37	7-17	1-4	0-0	7	2	5	1	1	2	15
Pariseau	23	4-7	3-3	2-2	3	2	2	2	0	0	13
McCulloch	4	0-0	0-0	0-0	1	0	0	1	0	0	0
Browne	20	2-6	1-2	2-4	0	3	1	1	0	0	7
Smith	25	2-5	0-0	2-6	5	2	2	2	4	3	6
Team					1						
<b>Totals</b>	<b>200</b>	<b>24-52</b>	<b>8-14</b>	<b>19-28</b>	<b>30</b>	<b>21</b>	<b>17</b>	<b>10</b>	<b>5</b>	<b>7</b>	<b>75</b>

SDSU	MP	FG	3FG	FT	R	F	A	TO	B	S	TP
Sanders	40	3-4	0-0	2-2	11	3	0	2	3	0	8
Mackell	28	7-11	0-0	5-6	6	5	0	1	0	0	19
Moore	36	3-8	2-6	0-0	4	5	4	6	0	1	8
Bland	39	5-17	0-5	6-7	5	1	2	1	0	0	16
Sir	21	2-8	2-6	3-3	1	0	1	2	0	1	9
Johnson	17	3-5	0-1	1-2	0	2	4	1	0	0	7
Sharper	6	0-0	0-0	0-1	0	2	0	0	0	1	0
Davis	12	1-1	0-0	1-2	1	2	0	0	0	1	3
White	1	0-0	0-0	0-0	0	0	0	0	0	0	0
Team					2						
<b>Totals</b>	<b>200</b>	<b>24-54</b>	<b>4-18</b>	<b>18-23</b>	<b>30</b>	<b>20</b>	<b>11</b>	<b>13</b>	<b>3</b>	<b>4</b>	<b>70</b>

**Halftime:** San Diego State 33, Eastern Washington 31. **FG %:** Eastern Washington 46.2, San Diego State 44.4. **3FG%:** Eastern Washington 57.1, San Diego State 22.2. **FT%:** San Diego State 78.3, Eastern Washington 67.9. **Officials:** Bill Gracey, Lonnie Dixon, Ronnie Hernandez. **Technical:** None.

## Game 2

**Portland 91, San Diego State 86**  
Nov. 27, 2002 ♦ Portland, Ore.  
Earle A. Chiles Center ♦ Att.: 947

PORTLAND - Portland took advantage of a foul-plagued game, converting 38-of-53 free throws to overcome a 10-point second-half deficit and claim a 91-86 victory.

The game featured 66 fouls, eight disqualifications and 89 free throws, forcing both teams to empty their benches out of necessity with each side losing three starters to foul trouble. The Pilots registered only one more field goal attempt (54) than free throw attempts (53).

The Aztecs held leads of 51-41 with 14:13 remaining and 61-52 with 11:05 left. The Pilots then scored nine straight points to tie the game at 61 and a 7-0 run later in the half gave them a 69-67 advantage.

A four-point play by freshman guard Steve Sir briefly gave the Aztecs a lead with five minutes remaining, but the Pilots converted 10 free throws over the final 4:47 to claim their second victory and send SDSU to an 0-2 start.

Portland's Casey Frandsen led all scorers with 20 points before fouling out. The Aztecs had five players in double-digits, led by Sir's career-high 18. Mike Mackell registered 17 points, Tony Bland had 15, Deandre Moore 14 and sophomore Tommy Johnson scored a career-high 13 points.

SDSU	MP	FG	3FG	FT	R	F	A	TO	B	S	TP
Sanders	19	2-5	0-0	1-2	2	5	1	1	1	1	5
Mackell	28	5-12	0-0	7-12	7	5	2	3	0	1	17
Moore	37	3-9	3-6	5-7	6	3	7	9	0	1	14
Bland	33	5-12	1-3	4-6	8	5	5	2	0	1	15
Sir	31	5-12	4-9	4-4	4	3	2	0	0	0	18
Johnson	19	4-8	2-6	3-3	5	4	3	3	0	0	13
Sharper	19	4-8	2-6	3-3	5	4	3	3	0	0	13
Sharper	6	0-0	0-0	0-0	2	1	0	1	0	0	0
Davis	18	2-3	0-0	0-0	3	5	0	2	0	1	4
Wardrop	0+	0-0	0-0	0-0	0	3	1	0	0	0	0
White	9	0-1	0-0	0-2	1	2	1	0	0	0	0
Team					2						
<b>Totals</b>	<b>200</b>	<b>26-62</b>	<b>10-24</b>	<b>24-36</b>	<b>40</b>	<b>36</b>	<b>22</b>	<b>21</b>	<b>1</b>	<b>5</b>	<b>86</b>

Portland	MP	FG	3FG	FT	R	F	A	TO	B	S	TP
Geddis	26	1-4	0-1	7-10	7	5	2	1	5	1	9
Gema	25	5-8	0-0	3-5	8	5	1	0	2	2	13
Wilson	30	4-11	0-3	4-5	1	3	4	1	1	4	12
Quick	34	4-8	3-4	4-4	1	1	2	4	0	0	15
Frandsen	31	6-13	2-6	6-9	4	5	0	4	0	1	20
Minor	0+	0-0	0-0	2-4	1	1	0	0	0	0	2
Gahlmann	4	0-0	0-0	2-2	0	1	0	1	0	0	2
Jeter	20	2-5	0-2	2-4	3	2	3	3	0	0	6
Aaker	14	0-2	0-2	1-2	1	2	3	0	0	1	1
Galos	10	1-1	0-0	7-8	3	5	3	1	0	0	9
Kim	5	1-2	0-0	0-0	0	0	0	0	0	0	2
Soderberg	1	0-0	0-0	0-0	0	0	0	0	0	0	0
Team					5						
<b>Totals</b>	<b>200</b>	<b>24-54</b>	<b>5-18</b>	<b>38-53</b>	<b>34</b>	<b>30</b>	<b>18</b>	<b>15</b>	<b>8</b>	<b>9</b>	<b>91</b>

**Halftime:** San Diego State 37, Portland 34. **FG %:** Portland 44.4, San Diego State 41.9. **3FG%:** San Diego State 41.7, Portland 27.8. **FT%:** Portland 71.7, San Diego State 66.7. **Officials:** Rick Batsell, Kevin Brill, Tom Spitznagel. **Technical:** None.

## Game 3

**San Diego State 65, Cal Poly 62**  
Nov. 30, 2002 ♦ San Luis Obispo, Calif.  
Mott Gym ♦ Att.: 2,859

SAN LUIS OBISPO, Calif. - San Diego State seniors Tony Bland and Mike Mackell scored 21 points each as the Aztecs overcame a 13-point first-half deficit en route to a 65-62 victory.

The victory was the first of the season for San Diego State (1-2) which had opened the campaign with consecutive five-point losses and marked just the third defeat in the last 15 home games for the Mustangs (1-2).

The Aztecs trailed 20-7 out of the gate and were down 36-24 with 4:29 remaining in the first half but ended the period with a 10-0 run. Mackell, who tied a career high with 21 points, tallied five points in the spurt that cut the Aztec deficit to two points at the break.

The Mustangs built the lead to nine points when Steve Geary connected on a three-point field goal with 13:08 to play. Geary tied for team-high honors with 16 points in the contest.

But the Aztecs battled back with a 16-2 run, and San Diego State sealed the victory by making 4-of-5 free throws in the final 56 seconds of the contest.

The Aztec senior class of Bland, Mackell and Moore accounted for 52 points, 20 rebounds and eight assists in the contest, including 26 of San Diego State's 31 second-half points.

San Diego State won despite shooting 34.9 percent from the field marking just the fifth time in the Steve Fisher era the Aztecs have won a game shooting less than 40 percent from the field.

SDSU	MP	FG	3FG	FT	R	F	A	TO	B	S	TP
Sanders	28	0-4	0-0	0-0	9	5	0	3	1	1	0
Mackell	37	8-16	0-0	5-9	7	1	1	3	0	2	21
Moore	37	4-9	1-3	1-3	7	4	6	2	0	3	10
Bland	35	6-16	2-3	7-8	6	0	1	0	2	0	21
Sir	18	3-6	3-6	0-0	2	1	1	0	0	0	9
Johnson	6	1-9	0-3	2-2	4	1	5	3	0	0	4
Sharper	6	0-0	0-0	0-0	0	0	1	0	0	1	6
Davis	13	0-3	0-0	0-0	3	3	0	0	0	1	0
White	1	0-0	0-0	0-0	0	0	0	0	0	0	0
Team					7						
<b>Totals</b>	<b>200</b>	<b>22-63</b>	<b>6-15</b>	<b>15-22</b>	<b>43</b>	<b>16</b>	<b>15</b>	<b>12</b>	<b>3</b>	<b>8</b>	<b>65</b>

CP	MP	FG	3FG	FT	R	F	A	TO	B	S	TP
Patterson	28	2-6	0-0	0-0	8	5	0	0	0	2	4
Dennis	22	2-10	1-3	4-4	2	4	2	0	0	1	9
Jackson	33	2-7	1-3	0-0	7	0	6	5	0	1	5
Allen	36	6-12	4-7	0-0	3	2	2	0	0	1	16
Geary	40	4-13	1-6	7-9	4	1	0	6	0	2	16
Lisinac	15	3-5	1-2	0-0	5	5	0	3	2	1	7
Grace III	15	2-3	0-1	1-2	3	0	0	0	1	1	5
Sampson	2	0-0	0-0	0-0	0	2	0	1	0	0	0
Titchenal	9	0-0	0-0	0-0	2	0	0	0	0	0	0
Team					4						
<b>Totals</b>	<b>200</b>	<b>21-56</b>	<b>8-22</b>	<b>12-15</b>	<b>38</b>	<b>19</b>	<b>10</b>	<b>15</b>	<b>3</b>	<b>9</b>	<b>62</b>

**Halftime:** Cal Poly 36, San Diego State 34. **FG %:** Cal Poly 37.5, San Diego State 34.9. **3FG%:** San Diego State 40.0, Cal Poly 36.4. **FT%:** Cal Poly 80.0, San Diego State 68.2. **Officials:** Mike Scyphers, Jim Danner, Larry Spaulding. **Technical:** None



## Game 4

**San Diego State 87, UC San Diego 57**

Dec. 2, 2002 ♦ San Diego, Calif.

Cox Arena at Aztec Bowl ♦ Att.: 4,401

SAN DIEGO - Redshirt freshman sharpshooter Steve Sir connected on a career-high six three-point field goals and scored 18 points to lead San Diego State to an 87-57 defeat of cross-town foe UC San Diego. The Aztecs set a school record by hitting 16 of 33 three-pointers, one shy of the Mountain West record.

Senior guard Tony Bland, who made 4-of-7 from three-point range, also scored 18 as the Aztecs won their second straight after an 0-2 start.

SDSU has won all five meetings with city counterpart UCSD by an average of 29.4 points.

The Aztecs came out with a flourish, running out to a 21-7 lead by the second media timeout. The score was 36-24 before SDSU closed out the first half with an 11-0 run, highlighted by Sir three-pointers on consecutive possessions to take a 47-24 halftime lead.

UCSD never led and was harassed into 39.7 percent shooting, including 7-of-30 from three-point range.

Led by junior forward Aerick Sanders' 11 boards, the Aztecs enjoyed a 44-27 rebound advantage over the shorter Tritons.

The Aztecs received tremendous scoring balance, as four players scored in double-figures and nine of the 10 players who dressed for the game found their way into the scoring ledger.

UCSD	MP	FG	3FG	FT	R	F	A	TO	B	S	TP
Duffaut	27	3-10	1-6	0-0	2	2	0	0	0	0	7
Moynour	22	2-3	1-2	1-1	0	3	2	1	0	1	6
Watkins	29	7-11	0-0	1-2	5	1	3	3	0	1	15
Jackson	29	2-6	1-3	2-2	3	4	3	1	0	0	7
Crawford	30	6-15	3-11	0-2	2	2	4	0	2	15	
Zanolli	5	0-1	0-1	0-0	0	0	0	1	0	0	0
Crockett	14	0-2	0-2	0-0	2	0	2	0	0	1	0
Tower	3	0-0	0-0	0-0	0	0	0	0	0	0	0
Rikansrud	10	1-5	1-5	0-0	1	0	0	1	0	1	3
Sydner	17	0-2	0-0	0-0	5	0	1	1	0	2	0
Roberts	5	1-1	0-0	0-0	1	0	1	0	1	0	2
Confli	8	1-2	0-0	0-0	3	2	0	1	0	1	2
Cooke	1	0-0	0-0	0-0	0	0	0	0	0	0	0
Team					3						
<b>Totals</b>	<b>200</b>	<b>23-58</b>	<b>7-30</b>	<b>4-7</b>	<b>27</b>	<b>14</b>	<b>14</b>	<b>15</b>	<b>0</b>	<b>9</b>	<b>57</b>

SDSU	MP	FG	3FG	FT	R	F	A	TO	B	S	TP
Sanders	30	4-8	0-0	0-0	11	0	2	1	4	0	8
Mackell	27	5-7	0-0	5-8	8	0	1	2	0	0	15
Moore	27	4-7	3-5	0-0	1	2	8	2	0	1	11
Bland	27	7-17	4-7	0-0	3	1	6	0	0	1	18
Sir	25	6-10	6-10	0-0	4	0	1	3	0	0	18
Johnson	17	2-8	2-6	0-0	2	0	1	1	0	0	6
Sharper	12	1-3	1-3	0-0	5	1	2	1	0	0	3
Davis	19	3-3	0-0	0-0	2	2	0	1	0	0	6
Wardrop	9	0-2	0-2	0-0	0	2	2	0	0	1	0
White	7	0-1	0-0	2-3	2	0	0	2	0	0	2
Team					6						
<b>Totals</b>	<b>200</b>	<b>32-66</b>	<b>16-33</b>	<b>7-11</b>	<b>44</b>	<b>8</b>	<b>23</b>	<b>14</b>	<b>4</b>	<b>3</b>	<b>87</b>

Halftime: San Diego State 47, UC San Diego 24. FG %: San Diego State 48.5, UC San Diego 39.7. 3FG%: San Diego State 48.5, UC San Diego 23.3. FT%: San Diego State 63.6, UC San Diego 57.1. Officials: Stanley Reynolds, Larry Spaulding, Greg Burks. Technicals: None.

## Game 5

**No. 1/1 Arizona 89, San Diego State 81**

Dec. 7, 2002 ♦ San Diego, Calif.

Cox Arena at Aztec Bowl ♦ Att.: 12,414 (c)

SAN DIEGO - A capacity crowd and a national television audience witnessed San Diego State supply top-ranked Arizona with its toughest challenge of the season. The Aztecs thrilled the first-ever sellout crowd at Cox Arena and served notice to the national audience by challenging No. 1 Arizona for all 40 minutes before finally succumbing, 89-81.

Freshman Evan Burns and sophomore transfer Chris Manker, who were eligible to play for the first time this season, sparked the Aztecs and ignited the crowd when they entered the game at the 12:04 mark. Burns scored his first points as an Aztec on an alley-oop dunk, while Manker drained a three-pointer at 10:47 to tie the game at 17-17.

The game was tied at 21, before Arizona took command with a 23-14 run to close out the half. The Wildcats displayed their remarkable depth as eight different players scored during the run.

Arizona picked up in the second half where it left off in the first, running its lead to as many as 19 points. The Wildcats led by 17 with six minutes left before the Aztecs made things interesting by scoring the next seven points. However, SDSU could not climb past the 10-point barrier until the final minute.

SDSU held preseason Wooden Award candidates Luke Walton and Jason Gardner to a combined 16 points on 3-of-16 shooting, but Will Bynum came off the bench to score a game-high 19 while Rick Anderson added 17. The senior trio of Deandre Moore, Tony Bland and Mike Mackell combined for 47 points to lead the Aztecs.

ARIZONA	MP	FG	3FG	FT	R	F	A	TO	B	S	TP
Walton	24	2-6	2-3	1-2	3	3	4	3	0	0	7
Iguodala	19	2-4	1-2	2-2	3	1	2	1	0	2	7
Anderson	26	8-12	0-0	1-2	10	2	1	2	2	2	17
Frye	21	3-5	0-0	2-3	4	2	0	0	2	0	8
Gardner	33	1-10	0-7	7-8	2	3	6	2	0	0	9
Fox	19	4-6	0-0	2-5	5	2	1	1	0	0	10
Bynum	23	5-10	4-8	5-6	7	2	1	5	0	3	19
Stoudamire	10	1-5	0-3	2-2	1	1	1	0	0	0	4
Adams	14	4-8	0-1	0-0	4	0	1	0	0	1	8
Latimore	11	0-1	0-0	0-0	0	1	1	0	0	1	0
Team					1						
<b>Totals</b>	<b>200</b>	<b>30-67</b>	<b>7-24</b>	<b>22-30</b>	<b>40</b>	<b>17</b>	<b>18</b>	<b>14</b>	<b>4</b>	<b>9</b>	<b>89</b>

SDSU	MP	FG	3FG	FT	R	F	A	TO	B	S	TP
Sanders	29	2-7	0-0	3-4	11	5	0	2	2	1	7
Mackell	24	6-7	0-0	3-5	8	5	0	4	0	2	15
Moore	37	6-9	2-3	2-2	3	4	8	4	0	1	16
Bland	34	7-21	2-6	0-0	4	1	1	1	0	2	16
Sir	18	2-7	2-7	0-0	1	1	0	1	0	1	6
Johnson	17	2-6	0-3	1-2	1	3	4	2	0	2	5
Davis	11	2-5	0-0	0-0	1	3	0	0	0	0	4
Burns	17	3-6	1-3	0-0	3	3	3	2	1	0	7
Manker	13	2-5	1-3	0-0	5	0	2	1	1	0	5
Team					4						
<b>Totals</b>	<b>200</b>	<b>32-73</b>	<b>8-25</b>	<b>9-13</b>	<b>41</b>	<b>25</b>	<b>18</b>	<b>18</b>	<b>4</b>	<b>9</b>	<b>81</b>

Halftime: Arizona 44, San Diego State 35. FG %: Arizona 44.8, San Diego State 43.8. 3FG%: San Diego State 32.0, Arizona 29.2. FT%: Arizona 73.3, San Diego State 69.2.

## Game 6

**San Diego State 64, Long Beach St. 55**

Dec. 10, 2002 ♦ Long Beach, Calif.

The Pyramid ♦ Att.: 2,542

LONG BEACH, Calif. - San Diego State utilized a 20-6 run early in the second half to claim a 64-55 decision over Long Beach State.

Senior center Mike Mackell scored 17 points and senior guard Tony Bland added 11 as the Aztecs recorded their second road win of the season, marking the earliest SDSU notched a second road win in 31 seasons.

With their best defensive effort of the season, holding the 49ers to 34 percent shooting, the Aztecs won for the ninth time in their last 10 meetings with Long Beach State dating to 1980.

San Diego State held a 31-26 halftime lead behind a balanced first-half effort that saw eight different Aztecs score and nine assists recorded on 12 SDSU baskets.

Long Beach opened the second half with a 12-2 run to take a 38-33 lead, but the Aztecs capped their game-breaking run with a John Sharper three-pointer to claim a nine-point lead with 7:54 remaining.

Tony Darden's jumper with 2:23 left brought Long Beach within 58-54, but SDSU scored the next five points and made enough free throws down the stretch to close out the 64-55 win.

Sparked by 10 points from freshman forward Evan Burns and eight from sophomore center Chris Manker, who were playing in only their second game as Aztecs, SDSU reserves outscored LBSU's bench, 25-2. The Aztecs also claimed a 38-30 advantage on the boards, as junior forward Aerick Sanders grabbed a then career-high 12 rebounds.

SDSU	MP	FG	3FG	FT	R	F	A	TO	B	S	TP
Sir	12	1-4	0-2	0-0	1	0	2	3	0	0	2
Sanders	24	1-1	0-0	2-2	12	4	1	3	1	0	4
Mackell	29	6-10	0-0	5-5	6	5	0	6	0	0	17
Moore	35	2-5	1-2	0-0	2	3	3	1	0	2	5
Bland	35	5-10	1-1	0-2	2	1	4	2	0	0	11
Johnson	13	1-3	1-3	1-2	4	0	0	3	0	0	4
Sharper	9	1-2	1-2	0-0	1	0	0	0	0	1	3
Davis	10	0-0	0-0	0-0	2	1	0	0	0	0	0
Burns	22	2-9	0-2	6-7	4	3	1	1	1	1	2
Manker	11	3-5	2-3	0-0	4	2	1	1	0	0	8
Team					1						
<b>Totals</b>	<b>200</b>	<b>22-49</b>	<b>6-15</b>	<b>14-18</b>	<b>38</b>	<b>20</b>	<b>12</b>	<b>20</b>	<b>2</b>	<b>5</b>	<b>64</b>

LBSU	MP	FG	3FG	FT	R	F	A	TO	B	S	TP
Roberts	37	5-12	1-3	2-4	9	3	3	3	0	3	13
Williams	30	2-8	0-3	1-2	3	3	1	1	0	2	5
Lawhorn	20	2-3	0-0	5-6	4	1	0	1	1	0	9
Thompson	37	2-4	0-0	2-4	2	1	4	2	0	2	6
Darden	37	6-19	3-9	5-6	1	2	1	3	0	2	20
Hodges	5	0-1	0-1	0-0	0	1	0	0	0	0	0
Jackson, M.	4	0-0	0-0	0-0	2	3	0	1	0	0	0
Pearson	7	1-1	0-0	0-0	3	2	0	0	0	0	7
Jackson, A.	15	0-2	0-0	0-1	3	1	1	0	1	1	0
Jenkins	8	0-3	0-2	0-0	0	0	0	2	0	0	0
Team					3						
<b>Totals</b>	<b>200</b>	<b>18-53</b>	<b>4-18</b>	<b>15-23</b>	<b>30</b>	<b>17</b>	<b>10</b>	<b>13</b>	<b>2</b>	<b>10</b>	<b>55</b>

Halftime: San Diego State 31, Long Beach State 26. FG %: San Diego State 44.9, Long Beach State 34.0. 3FG%: San Diego State 40.0, Long Beach State 22.2. FT%: San Diego State 77.8, Long Beach State 65.2.



## Game 7

**San Diego State 60, Hawai'i 49**  
 Dec. 14, 2002 ♦ San Diego, Calif.  
 Cox Arena at Aztec Bowl ♦ Att.: 6,138

SAN DIEGO - Behind a stifling defensive effort that held Hawai'i to its lowest point total in three seasons, San Diego State defeated the visiting Rainbow Warriors, 60-49, at Cox Arena.

Hawai'i (2-1), which had rung up an impressive 29-7 record since the beginning of the 2001-02 campaign, has suffered losses in back-to-back seasons at the hands of the Aztecs. The Rainbow Warriors were held below 50 points for the first time since a 53-49 loss to Bowling Green on Nov. 21, 1999.

Senior guard Tony Bland scored a game-high 19 points on a season-best 6-of-8 shooting. However, his best effort in the game may have come on the defensive end, as he harassed preseason Wooden Award candidate Carl English into 4-of-15 shooting, five turnovers and only four points at halftime.

The Aztecs scored 10 of the first 15 points in the second half to break a 22-22 tie, but the Rainbow Warriors fought back to take a 33-32 lead on Nkeruwem Akpan's jumper with 13 minutes left.

The game was tied at 36 with 11:18 remaining before sophomore Tommy Johnson, who earned his first career start, converted a layup and the Aztecs forced three consecutive Hawai'i turnovers to spark a game-breaking 13-4 run. SDSU, which shot 60 percent from the floor in the second half, registered an equally impressive 11-for-15 from the free-throw line over the last 4:31 to seal the 60-49 win.

Senior center Mike Mackell scored 15 points, hitting that mark now in all seven games this season. Junior Aerick Sanders grabbed nine rebounds and registered a career-high three assists.

HAWAII	MP	FG	3FG	FT	R	F	A	TO	B	S	TP
Martin	28	5-7	1-1	3-4	4	3	1	5	0	0	14
Peciukas	8	0-2	0-1	0-0	0	0	0	0	0	0	0
Shimonovich	27	0-5	0-0	0-0	7	5	1	5	1	0	0
Campbell	30	0-3	0-1	0-0	3	3	3	1	0	0	0
English	39	4-15	3-7	5-7	12	2	2	5	0	1	16
Carter	15	4-8	2-5	0-1	0	2	1	1	0	0	10
Kuebler	29	2-7	0-0	1-1	4	3	2	0	0	1	5
Akpan	24	2-3	0-0	0-0	7	1	3	4	1	0	4
Team					1						
<b>Totals</b>	<b>200</b>	<b>17-50</b>	<b>6-15</b>	<b>9-13</b>	<b>38</b>	<b>19</b>	<b>13</b>	<b>21</b>	<b>2</b>	<b>2</b>	<b>49</b>

SDSU	MP	FG	3FG	FT	R	F	A	TO	B	S	TP
Sanders	31	1-2	0-0	0-0	9	2	3	1	1	0	2
Mackell	31	6-16	0-0	3-4	8	2	1	2	1	1	15
Johnson	21	3-5	0-1	0-0	0	4	0	0	0	1	6
Moore	35	2-4	1-1	2-2	1	2	5	2	0	3	7
Bland	35	6-8	1-1	6-9	2	1	1	4	0	1	19
Hanour	16	1-4	0-2	2-4	2	3	2	2	1	0	4
Sir	9	2-2	1-1	0-0	1	1	1	0	0	1	5
Sharper	1	0-0	0-0	0-0	0	0	0	0	0	0	0
Davis	2	0-0	0-0	0-0	0	0	0	0	0	0	0
Burns	14	0-4	0-0	0-0	3	2	0	1	1	2	0
Manker	8	1-4	0-1	0-0	2	0	0	0	0	0	2
Team					0						
<b>Totals</b>	<b>200</b>	<b>22-49</b>	<b>3-7</b>	<b>13-19</b>	<b>28</b>	<b>17</b>	<b>13</b>	<b>12</b>	<b>4</b>	<b>9</b>	<b>60</b>

**Halftime:** San Diego State 22, Hawai'i 22. **FG %:** San Diego State 44.9, Hawai'i 34.0. **3FG%:** San Diego State 42.9, Hawai'i 40.0.

## Game 8

**San Diego State 71, Houston 61**  
 Dec. 21, 2002 ♦ Houston, Texas  
 Hofheinz Pavilion ♦ Att.: 3,444

HOUSTON - Mike Mackell and Aerick Sanders recorded career highs as San Diego State rallied from an eight-point deficit to defeat Houston, 71-61, at the Hofheinz Pavilion.

The Cougars led 42-38 with 15:23 to play, but a 20-3 Aztec run put San Diego State on top to stay. The Aztecs led the final 13:09 of the contest.

Trailing by two points at the half, the Aztecs completely dominated the second 20 minutes of play, connecting on 15-of-27 field goal attempts (55.6 percent) and outrebounding the Cougars 22-12 after intermission.

Mackell, the Aztec senior center, scored a career high 22 points on the strength of 9-of-13 field goals. Sanders, a junior forward, tied a career high with 12 points and added career bests with 14 rebounds and four assists.

Deandre Moore added 10 points for the Aztecs while Tony Bland, scored seven points and added a game-high six assists. The senior guard now has 998 points in his career.

Houston was paced by Louis Truscott who posted team-highs with 16 points and 12 rebounds.

San Diego State improved to 5-3 overall and won three straight games and five of its last six.

SDSU	MP	FG	3FG	FT	R	F	A	TO	B	S	TP
Sanders	30	5-9	0-0	2-2	14	4	4	1	0	1	12
Mackell	27	9-13	0-0	4-4	3	2	0	4	0	0	22
Johnson	26	3-9	1-4	0-0	5	1	1	1	0	1	7
Moore	28	2-4	2-4	4-6	2	3	1	1	0	3	10
Bland	32	2-9	0-4	3-5	4	0	6	3	0	3	7
Hanour	18	2-6	2-4	0-1	4	1	1	1	0	0	6
Sir	11	1-6	1-6	0-0	1	1	1	0	0	0	3
Sharper	5	0-0	0-0	0-0	0	0	0	0	0	0	0
Davis	2	0-0	0-0	0-0	0	0	0	0	0	0	0
Burns	10	2-4	0-0	0-1	4	2	2	1	1	0	4
Manker	11	0-1	0-0	0-0	1	1	0	1	0	0	0
Team					2			1			
<b>Totals</b>	<b>200</b>	<b>26-61</b>	<b>6-22</b>	<b>13-19</b>	<b>40</b>	<b>15</b>	<b>16</b>	<b>14</b>	<b>1</b>	<b>8</b>	<b>71</b>

HOUSTON	MP	FG	3FG	FT	R	F	A	TO	B	S	TP
Truscott	39	6-13	1-2	3-4	12	0	2	4	0	1	16
Shelton	28	3-5	1-3	0-0	3	2	1	2	1	0	7
McGuire	20	4-4	1-1	1-2	6	4	1	3	1	0	10
Owens	34	3-13	2-5	0-0	2	4	5	1	0	0	8
Hensley	26	3-6	0-2	0-0	3	3	0	1	1	3	6
Jones II	24	1-8	0-1	1-2	1	2	1	2	0	0	3
Keys	8	1-1	0-0	0-0	0	0	0	0	0	0	2
Ferguson	21	4-7	0-0	1-1	4	4	1	3	1	0	9
Team					2						
<b>Totals</b>	<b>200</b>	<b>25-57</b>	<b>5-14</b>	<b>6-9</b>	<b>33</b>	<b>19</b>	<b>11</b>	<b>16</b>	<b>4</b>	<b>4</b>	<b>61</b>

**Halftime:** Houston 30, San Diego State 28. **FG %:** Houston 43.9, San Diego State 42.6. **3FG%:** Houston 35.7, San Diego State 27.3. **FT%:** San Diego State 68.4, Houston 66.7.

## Game 9

**San Diego State 91, Florida Atlantic 76**  
 Dec. 28, 2002 ♦ San Diego, Calif.  
 Cox Arena at Aztec Bowl ♦ Att.: 5,566

SAN DIEGO - Evan Burns produced the breakout game of his young collegiate career, scoring a game-high 21 points, and Mike Mackell added 20 as the Aztecs ran their win streak to four straight with a 91-75 win over Florida Atlantic at Cox Arena.

In matching its best start in six seasons at 6-3, SDSU scored its most points since a 93-78 upset of No. 21/16 Fresno State last season.

Burns matched his previous high of 10 points with 10:54 remaining in the first half. Despite playing only 18 minutes, the freshman forward became the only current Aztec to produce a 20-point game in his freshman season.

Mackell scored 16 of his 20 points in the first half, including a three-point play with 11:34 left in the first stanza that gave the Aztecs the lead for good against the Owls.

SDSU controlled the up-and-down game with its defensive pressure, forcing the Owls into almost as many turnovers (26) as made field goals (27). The Aztecs also held a 20-attempt advantage at the free throw line, converting 24-of-39 to FAU's 13-of-19.

Senior Tony Bland scored his 1,000th career point by connecting on his first shot of the game. He finished with nine points, giving him a career total of 1,007, and also dished out a season-best eight assists.

FAU	MP	FG	3FG	FT	R	F	A	TO	B	S	TP
Headley	20	0-4	0-0	5-6	2	4	0	2	0	0	5
Bishop	31	4-8	3-4	0-0	1	3	0	1	0	2	11
Edwards	28	1-4	0-1	1-2	10	4	2	6	0	0	3
Crumbley	37	5-15	2-8	1-1	1	3	4	6	0	1	13
Thomas	32	8-12	1-3	2-3	3	4	1	2	0	3	19
Neumann	14	2-2	0-0	0-0	3	5	0	3	0	0	4
Stevens	6	1-3	0-0	2-4	0	2	1	2	0	0	4
Cowans	25	5-8	1-3	2-3	8	3	3	1	0	1	13
Hamilton	7	1-2	1-2	0-0	3	3	0	3	0	0	3
Team					2						
<b>Totals</b>	<b>200</b>	<b>27-58</b>	<b>8-21</b>	<b>13-19</b>	<b>33</b>	<b>31</b>	<b>11</b>	<b>26</b>	<b>0</b>	<b>7</b>	<b>75</b>

SDSU	MP	FG	3FG	FT	R	F	A	TO	B	S	TP
Sanders	25	3-4	0-0	1-3	11	4	2	2	0	3	7
Mackell	27	6-9	0-0	8-11	4	1	3	0	0	0	20
Johnson	23	3-8	1-4	0-0	2	4	3	0	0	2	7
Moore	23	2-7	0-3	1-2	2	2	5	3	0	3	5
Bland	30	3-7	0-2	3-8	5	1	8	2	0	2	9
Hanour	21	4-8	2-4	1-2	4	1	0	1	1	0	11
Sir	10	0-3	0-3	0-0	1	1	1	0	0	0	0
Torres	1	0-0	0-0	0-0	0	1	0	0	0	1	0
Sharper	9	2-4	2-4	2-2	0	0	0	2	0	0	8
Davis	5	1-2	0-0	1-3	2	1	0	0	0	0	3
Burns	18	7-11	0-0	7-8	4	3	0	4	1	4	21
Manker	5	0-1	0-1	0-0	1	0	0	2	0	0	0
Wardrop	1	0-1	0-1	0-0	0	0	0	1	0	0	0
White	2	0-1	0-0	0-0	0	1	1	0	0	0	0
Team					3						
<b>Totals</b>	<b>200</b>	<b>31-66</b>	<b>5-22</b>	<b>24-39</b>	<b>39</b>	<b>20</b>	<b>23</b>	<b>17</b>	<b>2</b>	<b>15</b>	<b>91</b>

**Halftime:** San Diego State 51, Florida Atlantic 41. **FG %:** San Diego State 47.0, Florida Atlantic 46.6. **3FG%:** Florida Atlantic 38.1, San Diego State 22.7. **FT%:** Florida Atlantic 68.4, San Diego State 61.5.

# 2002-03 Review

## Game 10

**San Diego State 74, IPFW 58**  
Dec. 30, 2002 ♦ San Diego, Calif.  
Cox Arena at Aztec Bowl ♦ Att.: 5,094

SAN DIEGO - The Aztecs ran out to a 10-0 lead and led by as many as 29 points in cruising to a 74-58 victory over IPFW at Cox Arena.

SDSU ran its season-best winning streak to five games in improving to 7-3, equaling its best record after 10 games in the last six seasons.

After the Mastodons' first basket, the Aztecs followed with a 15-2 run sparked by three-pointers from three different players. All five SDSU starters had scored by the first media timeout and nine different Aztecs entered the scoring column by the second media break.

The 24-point lead at the half (45-21) was the Aztecs' largest of the season. At the same time, SDSU set a season-low for points allowed in a half by holding the Mastodons to just 21 in the first-half.

After leading by 29 at one point in the first half, the Aztecs built their second-half lead to as many as 28 before settling for a 16-point margin. When junior walk-on guard Ben Wardrop scored his second career basket on a three-pointer with 34 seconds remaining, 12 of the 13 Aztecs who appeared in the game had broken into the scoring ledger.

Mike Mackell was held below 15 points for the first time in the 2002-03 season, but he still notched a team-high 11. Evan Burns added 10 points, while Tommy Johnson and Aerick Sanders each grabbed a team-high seven rebounds.

IPFW	MP	FG	3FG	FT	R	F	A	TO	B	S	TP
Carouthers	20	3-5	0-1	1-2	1	0	2	3	1	1	7
Kessenich	29	6-12	1-2	0-0	3	1	0	3	2	0	13
Simon	22	1-1	0-0	1-4	4	4	0	1	0	0	3
Collins	25	2-12	2-5	4-4	4	2	3	1	0	3	10
Woodall	17	1-5	0-2	0-0	0	1	0	5	0	2	2
Noll	18	1-4	1-4	0-0	2	2	2	1	0	2	3
Clevinger	24	2-4	1-3	4-6	0	2	4	2	0	1	9
Jennings	26	4-10	0-1	1-1	12	1	1	1	0	2	9
Nesbitt	1	0-1	0-1	0-0	0	0	0	0	0	0	0
Thrasher	18	1-3	0-0	0-0	1	3	1	0	0	0	2
Team					3			1			
<b>Totals</b>	<b>200</b>	<b>21-57</b>	<b>5-19</b>	<b>11-17</b>	<b>30</b>	<b>16</b>	<b>13</b>	<b>17</b>	<b>3</b>	<b>11</b>	<b>58</b>

SDSU	MP	FG	3FG	FT	R	F	A	TO	B	S	TP
Sanders	18	3-6	0-0	1-2	7	0	0	1	1	1	7
Mackell	23	4-7	0-0	3-4	4	1	0	2	0	2	11
Johnson	18	3-6	2-4	0-0	7	3	1	4	0	2	8
Moore	26	3-5	0-2	0-0	4	1	7	3	0	0	6
Bland	24	4-11	0-2	1-2	0	0	4	0	1	2	9
Hanour	19	1-3	1-3	0-0	5	1	2	2	0	0	3
Sir	18	2-5	2-5	0-0	2	0	2	1	0	2	6
Sharper	11	1-2	1-2	0-0	2	2	1	0	0	0	3
Davis	16	1-2	0-0	1-2	1	1	0	0	0	0	3
Burns	11	3-5	1-2	3-3	3	4	0	2	0	1	10
Manker	13	1-4	1-2	2-6	4	2	0	3	1	0	5
Wardrop	1	1-1	1-1	0-0	0	0	1	0	0	0	3
White	2	0-1	0-0	0-0	0	0	1	0	0	0	0
Team					2						
<b>Totals</b>	<b>200</b>	<b>27-58</b>	<b>9-23</b>	<b>11-19</b>	<b>41</b>	<b>15</b>	<b>19</b>	<b>18</b>	<b>3</b>	<b>10</b>	<b>74</b>

**Halftime:** San Diego State 45, IPFW 21. **FG %:** San Diego State 46.6, IPFW 36.8. **3FG%:** San Diego State 39.1, IPFW 26.3. **FT%:** IPFW 64.7, San Diego State 57.9.

## Game 11

**San Diego State 79, Loyola Marymount 69**  
Jan. 3, 2003 ♦ San Diego, Calif.  
Cox Arena at Aztec Bowl ♦ Att.: 5,269

SAN DIEGO - Senior guard Tony Bland scored an Aztec season-high 29 points as San Diego State overcame a seven-point second-half deficit to win its sixth straight, 79-69, over Loyola Marymount at Cox Arena.

Bland, who had been held to single-digit scoring in the three previous games for the first time in his Aztec career, connected on four of his first five shots and hit a pair of free throws with 2:01 left in the first period to reach his previous season high of 21 points. The senior from Los Angeles was the only Aztec with more than four points at intermission.

Bland's offensive prowess kept SDSU in the game, as a 15-point first-half performance by Keith Kincade propelled the Lions to a 39-35 halftime lead.

The Aztecs trailed by as many as seven points in the second half, but senior center Mike Mackell, who was held scoreless in the first half, tallied 13 points after the intermission as the Aztecs mounted their comeback.

With the visitors ahead by three, 60-57, with 8:55 left, freshman Evan Burns, who registered his first career double-double with 10 points and 10 rebounds, hit a jumper to pull the Aztecs within one. Following a Kincade turnover, Mackell converted a layup to give the Aztecs the lead for good, 61-60. SDSU closed out the game on a 25-11 run to earn its third victory of the season after trailing at the half.

LMU	MP	FG	3FG	FT	R	F	A	TO	B	S	TP
Osborn	17	3-8	1-5	0-0	1	5	2	0	0	0	7
Kincade	32	8-12	1-1	5-5	5	3	1	2	0	0	22
Gay	35	5-8	0-0	3-4	2	3	0	3	3	2	13
Brown	36	5-7	2-2	0-0	5	1	3	2	0	1	12
Worthy	14	0-5	0-0	0-0	0	4	3	1	0	1	0
Dennis	13	1-3	0-1	2-2	0	1	1	0	0	1	4
Dickens	16	1-4	0-0	0-0	5	1	0	1	0	0	2
Wardrop	17	1-3	0-0	3-4	4	3	2	3	0	1	5
Haywood	15	1-3	0-0	0-0	3	0	1	0	0	0	2
Ayer	5	1-2	0-0	0-0	0	2	0	1	0	0	2
Team					3			1			
<b>Totals</b>	<b>200</b>	<b>26-55</b>	<b>4-9</b>	<b>13-15</b>	<b>28</b>	<b>23</b>	<b>13</b>	<b>14</b>	<b>3</b>	<b>6</b>	<b>69</b>

SDSU	MP	FG	3FG	FT	R	F	A	TO	B	S	TP
Sanders	33	2-4	0-0	6-6	9	3	2	1	0	0	10
Mackell	22	3-6	0-0	7-10	1	2	2	3	0	0	13
Johnson	20	1-8	0-3	3-4	4	1	3	0	0	0	5
Moore	30	1-6	0-3	0-0	2	4	3	2	0	1	2
Bland	37	11-18	0-1	7-8	0	1	3	1	1	1	29
Sir	8	0-1	0-1	2-2	0	0	1	0	0	0	2
Sharper	16	1-3	1-2	0-0	3	1	2	0	0	1	3
Davis	4	0-0	0-0	0-0	0	0	0	0	0	0	0
Burns	22	5-7	0-1	0-0	10	4	0	2	3	4	10
Manker	8	1-1	1-1	0-0	1	1	0	0	1	0	3
Wardrop	0+	1-1	0-0	0-0	0	0	0	0	0	0	2
Team					2						
<b>Totals</b>	<b>200</b>	<b>26-55</b>	<b>2-12</b>	<b>25-30</b>	<b>32</b>	<b>17</b>	<b>16</b>	<b>9</b>	<b>5</b>	<b>7</b>	<b>79</b>

**Halftime:** Loyola Marymount 39, San Diego State 35. **FG %:** San Diego State 47.3, Loyola Marymount 47.3. **3FG%:** Loyola Marymount 44.4, San Diego State 16.7. **FT%:** Loyola Marymount 86.7, San Diego State 83.3.

## Game 12

**No. 23/21 Texas Tech 75, San Diego State 63**  
Jan. 6, 2003 ♦ San Diego, Calif.  
Cox Arena at Aztec Bowl ♦ Att.: 12,414 (c)

SAN DIEGO - No. 23/21 Texas Tech held the Aztecs scoreless over the first 6:03 of the second half and broke open a four-point halftime lead with a 10-0 run en route to snapping San Diego State's six-game win streak with a 75-63 win in a nationally-televised game at soldout Cox Arena.

The Aztecs had their six-game win streak end in SDSU's second sellout of the 2002-03 season and in the six-year history of Cox Arena.

The Red Raiders used an 11-0 free-throw advantage to offset the Aztecs' 6-of-13 three-point shooting in the first half in taking a 42-38 halftime lead. Kasib Powell picked up the Red Raiders' scoring slack for teammate Andre Emmett, who was held to only four points in the first half, by scoring 19 of his 22 points in the first 20 minutes.

After being down eight points with 3:14 left in the first half, SDSU pulled within one point with just under two minutes left behind six straight points by Tony Bland. The Aztecs closed out the period by outscoring Texas Tech 13-9.

However, in the second half, the Red Raiders forced seven turnovers in their game-breaking 10-0 run and then never let SDSU come within 10 points the rest of the way to close out their fifth straight win.

In shooting a perfect 8-of-8 from the free-throw line, Nick Valdez propelled Texas Tech to a 16-2 point advantage from the line and finished with a career-high 21 points and nine rebounds. He also had four of Texas Tech's 16 steals as the Red Raiders harassed the Aztecs into a season-high 24 turnovers.

TT	MP	FG	3FG	FT	R	F	A	TO	B	S	TP
Storozynski	18	3-4	0-0	0-1	3	3	2	3	1	1	6
Powell	40	7-14	0-1	8-10	5	3	2	3	0	2	22
Tomaszek	22	0-5	0-0	0-0	4	4	1	2	1	1	0
Emmett	35	8-21	0-1	0-0	8	1	2	1	1	2	16
Ross	14	2-2	0-0	0-0	2	0	2	2	0	3	4
Chavis	9	0-0	0-0	0-0	0	0	2	3	0	1	0
Marshall	23	3-4	0-0	0-0	1	1	3	0	2	2	6
Valdez	39	6-11	1-3	8-8	9	2	2	3	1	4	21
Team					4			1			
<b>Totals</b>	<b>200</b>	<b>29-61</b>	<b>1-5</b>	<b>16-19</b>	<b>36</b>	<b>14</b>	<b>16</b>	<b>18</b>	<b>6</b>	<b>16</b>	<b>75</b>

SDSU	MP	FG	3FG	FT	R	F	A	TO	B	S	TP
Sanders	22	2-3	0-0	0-0	6	2	0	2	1	0	4
Mackell	24	5-11	0-0	1-1	3	3	1	4	0	0	11
Johnson	19	2-6	1-4	0-0	2	2	3	0	1	5	
Moore	32	3-7	2-4	0-0	3	1	2	5	0	1	8
Bland	27	6-14	0-3	1-4	3	3	3	4	0	1	13
Hanour	22	2-7	1-5	0-0	2	2	1	2	1	2	5
Sir	12	2-3	2-3	0-0	0	0	1	1	0	0	6
Sharper	11	1-2	1-1	0-0	1	1	0	1	0	0	3
Davis	3	1-1	0-0	0-0	1	1	1	0	0	0	2
Burns	15	1-1	0-0	0-0	3	3	2	1	0	0	2
Manker	15	2-5	0-2	0-1	4	2	0	1	0	0	4
Team					3						
<b>Totals</b>	<b>200</b>	<b>27-60</b>	<b>7-22</b>	<b>2-6</b>	<b>31</b>	<b>20</b>	<b>14</b>	<b>24</b>	<b>2</b>	<b>5</b>	<b>63</b>

**Halftime:** Texas Tech 42, San Diego State 38. **FG %:** Texas Tech 47.5, San Diego State 45.0. **3FG%:** San Diego State 31.8, Texas Tech 20.0. **FT%:** Texas Tech 84.2, San Diego State 33.3.

## Game 13

**San Diego State 78, San Diego 72**

Jan. 8, 2003 ♦ San Diego, Calif.

Cox Arena at Aztec Bowl ♦ Att.: 8,078

SAN DIEGO - The 2002-03 edition of the city showdown went to San Diego State, which jumped out to a 17-point lead and held on down the stretch to defeat San Diego, 78-72.

The Toreros raced out to an 8-2 lead after the first 2:32, but the Aztecs ran off the next nine points to take a lead they would never relinquish.

Despite going without a field goal for a 7:41 stretch of the first half, the Aztecs held on to a seven-point halftime lead as they forced USD into 26.7 percent shooting (8-of-30) in the first half.

The lead was cut to four before SDSU went on a 21-8 run over a 5:42 span early in the second half to take a 17-point lead. The Aztecs converted five three-pointers over that stretch, including three by Steve Sir, to take command.

USD trailed by 10 with just over a minute left and whittled SDSU's lead to four over the next 34 seconds, but the Toreros could not get another shot off and suffered their fourth straight loss.

On the strength of combined 10-of-12 shooting from the frontcourt tandem of Aerick Sanders and Mike Mackell, the Aztecs shot a then season-best 49.1 percent (26-of-53) from the floor. Conversely, SDSU harassed USD into a season-low 22 first-half points in holding their sixth opponent to sub-40 percent shooting.

Tony Bland led the Aztecs with 17 points and eight assists, while Mike Mackell added 15. Aerick Sanders scored in double-digits for the fifth time in his career with 11 points, while Evan Burns came off the bench to tally nine points and seven rebounds in a career-high 26 minutes.

USD	MP	FG	3FG	FT	R	F	A	TO	B	S	TP
Belser	22	2-4	0-1	1-2	3	5	0	0	0	0	5
Blair	28	6-12	2-5	1-3	4	4	3	0	0	0	15
Keep	34	4-10	0-1	6-12	14	4	2	2	1	2	14
Morris	38	8-11	4-6	2-4	4	2	3	2	0	1	22
Deizell	22	2-7	2-4	1-2	2	5	0	5	0	1	7
Smith	20	0-1	0-0	2	3	2	0	0	0	0	0
Lechtenberg	8	0-3	0-2	1-2	1	2	0	1	0	1	1
McGrain	10	0-2	0-1	0-0	0	0	2	0	0	0	0
Lewis	18	2-11	1-6	3-3	4	4	1	2	3	1	8
Team					3				1		
<b>Totals</b>	<b>200</b>	<b>24-61</b>	<b>9-27</b>	<b>15-28</b>	<b>37</b>	<b>29</b>	<b>13</b>	<b>13</b>	<b>4</b>	<b>8</b>	<b>72</b>

SDSU	MP	FG	3FG	FT	R	F	A	TO	B	S	TP
Sanders	19	4-4	0-0	3-4	6	5	1	1	0	0	11
Manker	22	3-8	3-7	0-0	2	2	0	1	1	2	9
Hanour	20	1-5	1-4	0-0	6	2	2	1	1	0	3
Moore	23	1-3	0-1	2-2	2	3	4	2	0	0	4
Bland	38	5-13	1-2	6-14	6	0	8	5	0	1	17
Sir	19	3-6	3-6	0-1	4	3	2	0	0	0	9
Sharper	13	0-1	0-1	1-2	0	1	1	0	0	0	1
Burns	26	3-5	0-0	3-4	7	3	0	1	1	1	9
Mackell	20	6-8	0-0	3-5	1	4	0	3	0	0	15
Team					4						
<b>Totals</b>	<b>200</b>	<b>26-53</b>	<b>8-21</b>	<b>18-32</b>	<b>38</b>	<b>23</b>	<b>18</b>	<b>14</b>	<b>4</b>	<b>3</b>	<b>78</b>

**Halftime:** San Diego State 29, San Diego 22. **FG %:** San Diego State 49.1, San Diego 39.3. **3FG%:** San Diego State 38.1, San Diego 33.3. **FT%:** San Diego State 56.3, San Diego 53.6.

## Game 14

**San Diego State 63, Air Force 48**

Jan. 11, 2003 ♦ Colorado Springs, Colo.

Clune Arena ♦ Att.: 3,131

COLORADO SPRINGS, Colo. - Freshman Evan Burns came off the bench to score a game-high 14 points as the Aztecs opened Mountain West Conference play with a 63-48 victory over Air Force at Clune Arena.

SDSU extended its longest road winning streak since 1985-86 to four games and won its school-record 10th straight over an unranked opponent. Head coach Steve Fisher earned his 50th victory at San Diego State as the Aztecs snapped a five-game losing streak in conference openers and began league play with a road victory for the first time since the 1984-85 season.

The Falcons jumped out to a 12-7 lead with 13:31 remaining in the first half, but when Burns entered the game, the momentum swung to the side of the Aztecs. The Inglewood, Calif., native, playing in his first MWC game, scored the next eight points and Mike Mackell added a layup and Deandre Moore a three-pointer as SDSU took a 20-12 lead.

Air Force followed with a 13-4 run of its own to regain the lead at 25-24, but the Aztecs outscored the Falcons 10-4 to close the first period to take a 34-29 halftime lead.

The Falcons never came closer than six points in the final 14:10, as the Aztecs held the nation's fifth-ranked three-point attack to 1-of-12 second-half shooting from behind the arc and 38.5 percent field goal shooting for the game.

Senior guards Moore and Tony Bland led the way as the Aztecs shot a season-best 57.5 percent from the field, including 45.5 percent (5-of-11) from three-point range, and hit all 12 free throws

AFA	MP	FG	3FG	FT	R	F	A	TO	B	S	TP
Kuhle	40	3-9	2-6	2-2	0	2	3	2	0	1	10
Gerlach	34	3-8	1-5	3-4	4	3	1	1	1	1	10
Bellaire	29	2-5	0-2	0-0	4	2	1	3	0	0	4
Keller	40	5-11	3-8	0-0	2	3	2	0	0	2	13
Jenkins, V.	33	1-3	0-2	3-4	0	4	3	0	0	0	5
Hood	7	0-2	0-2	1-2	0	0	0	0	0	0	1
Peterson	11	1-1	1-1	0-0	0	1	1	0	0	0	3
Weich	6	0-0	0-0	2-2	1	0	0	2	0	0	2
Team					2						
<b>Totals</b>	<b>200</b>	<b>15-39</b>	<b>7-26</b>	<b>11-14</b>	<b>13</b>	<b>15</b>	<b>11</b>	<b>8</b>	<b>1</b>	<b>4</b>	<b>48</b>

SDSU	MP	FG	3FG	FT	R	F	A	TO	B	S	TP
Sanders	18	2-3	0-0	0-0	4	3	1	2	0	0	4
Mackell	32	5-7	0-0	0-0	2	2	1	3	0	0	10
Moore	36	3-6	1-1	4-4	8	3	4	0	0	3	11
Bland	35	3-7	1-3	4-4	5	0	3	2	0	0	11
Hanour	17	0-1	0-1	2-2	3	1	1	0	0	1	2
Johnson	10	1-3	1-1	0-0	2	2	2	0	2	0	3
Sir	24	3-6	2-5	0-0	0	1	1	3	0	0	8
Burns	26	6-7	0-0	2-2	5	1	1	1	0	2	14
Manker	2	0-0	0-0	0-0	0	1	0	0	0	0	0
Team					1						
<b>Totals</b>	<b>200</b>	<b>23-40</b>	<b>5-11</b>	<b>12-12</b>	<b>29</b>	<b>14</b>	<b>12</b>	<b>14</b>	<b>0</b>	<b>6</b>	<b>63</b>

**Halftime:** San Diego State 34, Air Force 29. **FG %:** San Diego State 56.6, Air Force 38.5. **3FG%:** San Diego State 45.5, Air Force 26.9. **FT%:** San Diego State 100.0, Air Force 78.6.

## Game 15

**San Diego State 58, Utah 56**

Jan. 18, 2003 ♦ San Diego, Calif.

Cox Arena at Aztec Bowl ♦ Att.: 7,102

SAN DIEGO - The Aztecs utilized an 18-4 second-half run as well as clutch free-throw shooting and baskets from Tony Bland and Mike Mackell in the waning minutes to hold on for a 58-56 victory over Utah at Cox Arena.

The victory enabled San Diego State (11-4 overall, 2-0 Mountain West) to end eight seasons of futility and a 14-game losing streak to Utah (12-4/0-1 MWC) in the process of earning their school-record 11th straight victory over non-ranked opponents.

Utah had opened up a six-point lead before the Aztecs went on their second-half run over a 7:01 span, receiving six points from Mackell and five each from Deandre Moore and Evan Burns in the run to take a 49-41 lead with 6:27 left.

Utah responded with a 9-1 run to knot the game at 50. The Aztecs then called timeout and on the ensuing possession, Tony Bland hit a running jumper to put the Aztecs up by two.

A few free throws and a Mackell tip in made the lead four before a Nick Jacobson layup and an Aztec turnover gave the Utes the ball down by two points with 27 seconds remaining, but Johnsen's three-pointer rimmed out and SDSU's Aerick Sanders grabbed the rebound and made both free throws to give the Aztecs a four-point lead with six seconds left. Tim Frost's shot at the buzzer finalized the score at 58-56.

Mackell and Bland, who helped hold Utah leading scorer Nick Jacobson to 4-of-16 shooting, led the Aztecs with 13 points each.

UTAH	MP	FG	3FG	FT	R	F	A	TO	B	S	TP
Caton	34	0-4	0-3	0-0	6	1	2	1	0	2	0
Johnsen	31	5-11	2-4	4-6	7	3	1	2	0	3	16
Frost	27	6-11	3-5	0-0	4	4	1	0	0	1	15
Drisdorn	14	1-1	0-0	0-0	3	5	2	2	0	0	2
Jacobson	37	4-16	0-8	3-3	2	3	0	0	0	0	11
Jackson	27	2-3	1-2	6-7	2	2	6	2	0	1	11
Chaney	10	0-1	0-1	0-0	2	2	0	0	0	1	0
Markson	7	0-2	0-0	0-0	2	0	0	0	0	0	0
Koford	13	0-2	0-0	1-2	1	1	1	2	2	1	1
Team					1						
<b>Totals</b>	<b>200</b>	<b>18-51</b>	<b>6-23</b>	<b>14-18</b>	<b>30</b>	<b>21</b>	<b>13</b>	<b>9</b>	<b>3</b>	<b>8</b>	<b>56</b>

SDSU	MP	FG	3FG	FT	R	F	A	TO	B	S	TP
Sanders	26	2-4	0-0	2-2	3	4	1	2	0	0	6
Mackell	32	5-9	0-0	3-7	5	0	1	3	0	1	13
Moore	33	3-8	2-2	0-1	9	5	3	3	0	0	8
Bland	37	5-9	0-0	3-5	5	2	2	4	0	0	13
Hanour	35	1-5	0-2	2-2	7	1	2	1	0	1	4
Sir	7	0-2	0-2	0-0	1	0	0	0	0	0	0
Sharper	7	1-1	1-1	0-0	0	1	0	0	0	0	3
Davis	0+	0-0	0-0	0-0	0	0	0	0	0	0	0
Burns	15	2-7	1-2	0-0	3	4	0	1	0	1	5
Manker	8	2-5	1-4	1-2	2	1	0	0	1	0	6
Team					3						
<b>Totals</b>	<b>200</b>	<b>21-50</b>	<b>5-13</b>	<b>11-19</b>	<b>38</b>	<b>18</b>	<b>9</b>	<b>14</b>	<b>1</b>	<b>3</b>	<b>58</b>

**Halftime:** San Diego State 29, Utah 28. **FG %:** San Diego State 42.0, Utah 35.3. **3FG%:** San Diego State 38.5, Utah 26.1. **FT%:** Utah 77.8, SDSU 57.9.

## Game 16

### Brigham Young 80, San Diego State 69

Jan. 20, 2003 ♦ San Diego, Calif.

Cox Arena at Aztec Bowl ♦ Att.: 8,497

SAN DIEGO - Brigham Young opened the game with a three-point barrage, connecting on its first seven attempts from beyond the arc, to claim an 80-69 victory San Diego State at Cox Arena.

Brigham Young (13-4 overall/2-0 MWC) finished with 10 three-pointers, including five by Mark Bigelow, to hand SDSU (11-5/2-1) its first conference loss of the season.

The loss snapped an 11-game winning streak over non-ranked Division I opponents. Despite the loss, the Aztecs were off to their best start in six years.

BYU shot 48.9 percent from the field, the highest by an Aztec opponent to date this season. The Cougars were propelled by an 11-for-16 start from the floor in running out to a 30-11 lead with 9:28 remaining in the first half.

Sparked by efforts from seniors Tony Bland and Mike Mackell, SDSU scored the next seven points and had cut the Cougars lead to 41-31 at halftime.

The Aztecs continued to chip away at the lead, whittling the margin to six points on a Steve Sir three-pointer with 15:16 left. However, BYU's Travis Hansen scored eight of his 14 points over the last nine minutes and the Cougars hit 18-of-20 free throws down the stretch to close out the victory.

Bland scored a game-high 25 points, his second 20-plus point performance of the season, while Mackell finished with 18. Junior Aerick Sanders grabbed 11 rebounds as the Aztecs matched or out-rebounded the opponent for the 14th time in 16 games.

BYU	MP	FG	3FG	FT	R	F	A	TO	B	S	TP
Bigelow	36	8-16	5-9	0-0	4	5	0	1	0	3	21
Jensen	28	1-7	0-0	5-6	3	2	3	0	0	0	7
Araujo	25	2-4	0-0	4-6	5	5	3	6	0	3	8
Hansen	31	4-7	0-1	6-9	4	4	2	1	0	2	14
Nashif	30	3-3	3-3	2-3	3	2	3	2	0	0	11
Lemes	3	0-0	0-0	0-0	0	0	1	0	0	0	0
Shoff	7	1-3	0-0	2-3	1	3	1	0	1	1	4
Roberts	0+	0-0	0-0	0-0	0	0	0	0	0	0	0
Bower	23	1-2	1-2	4-4	2	0	0	0	0	0	7
Woodberry	12	2-3	1-2	3-3	1	2	1	0	0	1	8
Howard	5	0-0	0-0	0-0	0	0	0	1	1	0	0
Team					2						
<b>Totals</b>	<b>200</b>	<b>22-45</b>	<b>10-17</b>	<b>26-34</b>	<b>25</b>	<b>23</b>	<b>14</b>	<b>11</b>	<b>1</b>	<b>10</b>	<b>80</b>

SDSU	MP	FG	3FG	FT	R	F	A	TO	B	S	TP
Sanders	25	0-3	0-0	1-2	11	4	1	4	3	1	1
Mackell	30	5-8	0-0	8-10	6	5	0	2	1	0	18
Moore	34	3-5	3-5	0-0	3	3	4	3	0	0	9
Bland	38	8-17	2-4	7-10	3	2	3	1	0	0	25
Hanour	14	0-0	0-0	0-0	1	1	2	0	0	0	0
Johnson	6	2-4	0-1	0-0	3	1	0	0	0	0	4
Sir	17	2-3	2-3	0-0	1	1	0	3	0	0	6
Sharper	9	1-2	0-1	0-0	1	1	1	1	0	0	2
Davis	4	1-1	0-0	0-0	0	2	0	0	0	0	2
Burns	22	1-6	0-2	0-0	4	4	0	0	0	0	2
Manker	1	0-0	0-0	0-0	0	1	0	1	0	0	0
Team					1						
<b>Totals</b>	<b>200</b>	<b>23-49</b>	<b>7-16</b>	<b>16-22</b>	<b>34</b>	<b>26</b>	<b>9</b>	<b>19</b>	<b>5</b>	<b>2</b>	<b>69</b>

**Halftime:** Brigham Young 41, San Diego State 31. **FG %:** Brigham Young 48.9, San Diego State 46.9. **3FG%:** Brigham Young 58.8, San Diego State 43.8. **FT%:** Brigham Young 76.5, San Diego State 72.7.

## Game 17

### New Mexico 66, San Diego State 62

Jan. 25, 2003 ♦ Albuquerque, N.M.

The Pit/Bob King Court ♦ Att.: 15,003

ALBUQUERQUE, N.M. - New Mexico thwarted a late Aztec rally and used free-throws and three pointers to send SDSU to its second straight conference loss, 66-62, at The Pit.

The Lobos (7-9 overall/1-2 MWC) outscored the Aztecs 19-4 from the free-throw line and 27-12 from behind the arc, to help withstand SDSU's 55.1 percent shooting and 16-4 run going into the waning moments of the game. After leading 37-30 at halftime, New Mexico had built a 59-46 margin with 8:56 remaining.

The Aztecs then responded with 10 straight points over the next four-plus minutes, highlighted by four Tony Bland points and three-pointers from Steve Sir and Evan Burns.

A Javin Tindall three-pointer put the Lobos up 63-58, but Mike Mackell scored the game's next four points to get the Aztecs within one at 63-62 with 46 seconds left.

The Aztecs regained possession and had a chance to take the lead, but an errant pass, a Mark Walters breakaway lay-up, and a steal of the subsequent full-court inbounds pass iced the game.

Bland led the Aztecs for the third straight game with 14 points. Mackell and Aerick Sanders each scored 10, while Deandre Moore and Burns, in 15 second-half minutes, both added seven.

Ruben Douglas, the NCAA's fourth-leading scorer at 25.7 points per game, totaled a game-high 21 points but was held below his average and harassed into 4-of-17 shooting thanks to an SDSU defensive effort led by Bland.

SDSU	MP	FG	3FG	FT	R	F	A	TO	B	S	TP
Sanders	24	5-6	0-0	0-0	4	3	0	3	1	1	10
Mackell	27	5-7	0-0	0-0	0	3	3	5	1	2	10
Moore	24	3-6	1-3	0-0	3	4	2	2	0	2	7
Bland	36	6-9	0-0	2-2	1	1	2	1	1	2	14
Sir	26	1-7	1-7	0-0	3	0	0	0	0	0	3
Johnson	12	1-3	0-0	2-2	3	2	4	3	0	0	4
Hanour	8	1-2	0-0	0-0	0	1	1	0	0	0	2
Sharper	14	1-1	1-1	0-1	2	0	1	0	0	0	3
Davis	2	0-0	0-0	0-0	1	1	0	0	0	0	0
Burns	15	3-4	1-2	0-0	3	4	1	1	1	0	7
Manker	12	1-4	0-2	0-0	2	2	0	1	0	1	2
Team					2						
<b>Totals</b>	<b>200</b>	<b>27-49</b>	<b>4-15</b>	<b>4-5</b>	<b>24</b>	<b>21</b>	<b>14</b>	<b>16</b>	<b>4</b>	<b>8</b>	<b>62</b>

UNM	MP	FG	3FG	FT	R	F	A	TO	B	S	TP
Chiotti	28	1-1	0-0	1-2	4	2	3	4	0	0	3
Williams	30	5-9	0-0	3-4	7	2	1	3	0	1	13
Douglas	39	4-17	3-10	10-10	9	1	2	4	0	1	21
Tindall	38	6-7	5-6	0-0	0	2	2	1	1	3	17
Ashcraft	34	2-6	1-5	2-2	2	1	3	1	0	1	7
Walters	20	1-2	0-0	3-5	2	1	1	2	0	1	5
Bell	5	0-0	0-0	0-1	0	2	0	0	0	0	1
Hart	3	0-0	0-0	0-0	0	0	0	0	0	0	0
McCowan	3	0-0	0-0	0-0	0	1	0	0	0	0	0
Team					1						
<b>Totals</b>	<b>200</b>	<b>19-42</b>	<b>9-21</b>	<b>19-24</b>	<b>25</b>	<b>12</b>	<b>12</b>	<b>15</b>	<b>1</b>	<b>8</b>	<b>66</b>

**Halftime:** New Mexico 37, San Diego State 30. **FG %:** San Diego State 55.1, New Mexico 45.2. **3FG%:** New Mexico 42.9, San Diego State 26.7. **FT%:** San Diego State 80.0, New Mexico 79.2.

## Game 18

### Colorado State 72, San Diego State 69

Feb. 1, 2003 ♦ San Diego, Calif.

Cox Arena at Aztec Bowl ♦ Att.: 8,554

SAN DIEGO - Colorado State survived 16 lead changes, four ties and a late San Diego State attempt to send the game to overtime in handing the Aztecs their third straight conference loss, 72-69, at Cox Arena.

Colorado State (14-5 overall/3-1 MWC) held the lead for most of the first period and a 37-31 advantage at halftime thanks to a SDSU stretch of more than four-and-a-half minutes without a field goal and three consecutive missed one-and-one free-throw opportunities.

The second half saw the Aztecs use a 28-15 rebound advantage, and 15 second-half points from Mike Mackell to stay close. For seven minutes, beginning at the 14:36 mark, the margin was never wider than two points as the teams traded baskets eight times.

Nelson's score with 8:23 remaining gave the Rams the lead for good, but it was tenuous at best in the waning moments. Ram free throws put CSU up five at two different times in the final minute, but Tony Bland (19 points) answered, first with a pair of free throws and the second time on a layup.

Following a timeout, CSU turned the ball over on the ensuing inbounds pass, but Deandre Moore's potential game-tying three-pointer was blocked. Time ran out on the clock before the Aztecs could grab the ball for another shot.

Despite battling the flu Moore tallied a MWC-game record seven steals in 21 minutes.

CSU	MP	FG	3FG	FT	R	F	A	TO	B	S	TP
Johnson	19	0-3	0-1	0-0	1	0	3	0	0	2	0
Greene	28	4-10	0-0	4-4	6	3	1	2	0	0	12
Burke	4	0-1	0-0	0-0	1	1	0	0	0	0	0
Birley	34	3-9	3-8	0-0	2	3	3	1	1	0	9
Morris	20	3-5	1-2	4-4	6	2	3	4	5	0	11
Stevens	18	0-4	0-4	3-4	0	1	0	2	0	0	3
Chavis	7	1-2	0-0	1-0	0	1	0	2	0	0	3
Rakiecki	3	0-1	0-1	0-0	1	0	0	0	0	0	0
Clark	18	2-4	0-0	1-2	3	3	1	2	1	0	5
Williams	17	3-3	0-0	2-2	4	3	2	0	1	0	8
Nelson	32	9-10	0-0	3-4	6	2	1	4	3	0	21
Team					1						
<b>Totals</b>	<b>200</b>	<b>25-52</b>	<b>4-16</b>	<b>18-21</b>	<b>30</b>	<b>19</b>	<b>16</b>	<b>15</b>	<b>11</b>	<b>2</b>	<b>72</b>

SDSU	MP	FG	3FG	FT	R	F	A	TO	B	S	TP
Sanders	26	3-5	0-0	0-1	10	2	2	2	1	1	6
Mackell	32	6-13	0-0	3-5	7	4	1	4	0	0	15
Moore	21	4-9	2-6	1-2	2	3	3	2	0	7	11
Bland	38	8-15	1-4	2-3	4	1	1	2	0	0	19
Hanour	26	1-11	1-7	2-2	4	2	2	0	0	0	5
Johnson	1	0-0	0-0	0-0	0	0	0	0	0	0	0
Sir	7	0-2	0-2	0-0	0	1	0	1	0	0	0
Sharper	20	1-2	1-2	1-2	3	1	1	0	0	1	4
Davis	11	2-2	0-0	0-0	2	3	0	0	0	0	4
Burns	14	2-10	1-3	0-0	4	3	1	1	2	0	5
Manker	4	0-0	0-0	0-0	0	0	0	0	0	0	0
Team					4						
<b>Totals</b>	<b>200</b>	<b>27-69</b>	<b>6-24</b>	<b>9-15</b>	<b>40</b>	<b>20</b>	<b>11</b>	<b>12</b>	<b>3</b>	<b>9</b>	<b>69</b>

**Halftime:** Colorado State 37, San Diego State 31. **FG %:** Colorado State 48.1, San Diego State 39.1. **3FG%:** San Diego State 25.0, Colorado State 25.0. **FT%:** Colorado State 85.7, San Diego State 60.0.

## Game 19

### San Diego State 80, Wyoming 70

Feb. 3, 2003 ♦ San Diego, Calif.

Cox Arena at Aztec Bowl ♦ Att.: 6,184

SAN DIEGO - San Diego State led for all but the first 77 seconds of the contest en route to an 80-70 victory over Wyoming in a nationally-televised game at Cox Arena.

The Aztecs snapped a three-game losing streak and defeated the first-place Cowboys behind a plus-16 advantage on the boards over the NCAA's 14th-best rebounding team.

Wyoming (16-4 overall, 4-1 MWC) lost for just the second time in its last 15 games. SDSU utilized a 14-2 run early in the first half and held a lead of 11 points before Uche Nsonwu-Amadi's 6-for-6 shooting had the Cowboys trailing by two at halftime.

The teams battled back-and-forth for the first six minutes of the second half. However, a 17-4 Aztec run sparked by six Mike Mackell points and capped by an Evan Burns three-pointer gave the Aztecs their largest lead at 69-53.

A 13-2 run brought the Cowboys within 71-66 at 1:34, but the Aztecs converted 7-of-10 free throws to claim a 10-point win.

The Aztecs scoring was led by Bland (18 points) Mackell (17), and Burns (17), who also recorded eight rebounds and then career-highs in assists (five) and minutes (29) in his first collegiate start. Junior Aerick Sanders registered career-best figures of 14 points and 14 rebounds, the Aztecs' highest-ever rebound total by an individual in MWC play.

Donta Richardson, who came into the night averaging 20.1 points over his last 10 games, was harassed into 2-of-11 shooting and seven points by an Aztec defensive effort led by Bland.

Wyoming	MP	FG	3FG	FT	R	F	A	TO	B	S	TP
Rottinghaus	32	5-8	3-5	1-4	5	4	2	3	1	1	14
Ries	16	4-6	0-0	0-0	0	4	0	2	0	0	8
Nsonwu-Amadi	38	6-9	0-0	2-3	8	2	5	1	2	0	14
Richardson	29	2-11	0-4	3-5	2	4	3	3	0	0	11
Straight	28	2-5	2-4	5-7	2	4	3	3	0	0	11
Makun	3	0-1	0-0	0-0	0	2	0	1	0	0	0
Dunn	8	1-1	0-0	0-0	2	1	2	0	0	0	2
Adams	19	2-3	2-3	3-4	1	0	1	1	0	1	9
McMillian	12	0-2	0-0	0-0	0	2	2	1	0	1	0
Correa	15	2-2	0-0	1-1	2	0	0	0	1	0	5
Team					3						
<b>Totals</b>	<b>200</b>	<b>24-48</b>	<b>7-16</b>	<b>15-24</b>	<b>23</b>	<b>20</b>	<b>17</b>	<b>15</b>	<b>4</b>	<b>4</b>	<b>70</b>

SDSU	MP	FG	3FG	FT	R	F	A	TO	B	S	TP
Burns	29	4-9	2-4	7-8	8	3	5	3	1	3	17
Sanders	36	7-10	0-0	0-0	14	4	2	1	2	1	14
Mackell	32	8-15	0-0	1-4	2	4	0	2	0	0	17
Moore	22	2-6	2-3	1-3	3	4	5	1	0	2	7
Bland	37	7-12	0-0	4-5	3	2	4	2	0	1	18
Johnson	10	1-4	0-0	0-0	1	0	0	0	0	0	2
Hanour	6	0-0	0-0	0-1	3	2	1	0	0	0	0
Sir	3	1-2	1-2	0-0	0	0	0	0	0	0	3
Sharper	15	1-3	0-2	0-0	1	0	2	0	0	1	2
Davis	6	0-0	0-0	0-0	0	2	0	1	0	0	0
Manker	4	0-1	0-1	0-0	0	0	0	1	0	0	0
Team					4						
<b>Totals</b>	<b>200</b>	<b>31-62</b>	<b>5-12</b>	<b>13-21</b>	<b>39</b>	<b>21</b>	<b>19</b>	<b>11</b>	<b>3</b>	<b>8</b>	<b>80</b>

Halftime: San Diego State 41, Wyoming 39. FG %: San Diego State 50.0, Wyoming 50.0. 3FG%: Wyoming 43.8, San Diego State 41.7.

## Game 20

### UNLV 79, San Diego State 64

Feb. 11, 2003 ♦ San Diego, Calif.

Cox Arena at Aztec Bowl ♦ Att.: 7,575

SAN DIEGO - UNLV became the first Aztec opponent to shoot better than 50 percent from the field on its way to a 79-64 win over San Diego State at Cox Arena.

The Rebels' win put UNLV and SDSU into a three-way tie for fourth place along with Colorado State at the half way point of the conference season.

A game after turning the ball over 34 times in a blowout loss to USC, the Runnin' Rebels took care of the ball (14 turnovers) and performed efficiently on the offensive end, shooting 52.8 percent. The Rebels hit 8-of-13 three-pointers to negate SDSU's 32 points in the paint and 20 offensive rebounds.

UNLV never trailed in the game in jumping out to an 11-3 lead. The Aztecs pulled to within 20-18 on a Mike Mackell jumper, but UNLV outscored SDSU 23-9 the rest of the half to take a 43-27 half-time lead.

Tony Bland shot 6-of-12 from the field and had 13 points in the first half compared to the rest of the Aztecs' 6-of-23 shooting and 14 points.

SDSU played much better for the first 12 minutes of the second half and cut the lead to 60-55 on a Bland layup with 8:24 remaining. However, Jermaine Lewis came back with one of his seven three-pointers and after Mackell missed a break-away dunk, the Rebels embarked on a game-breaking 15-2 run to finish up with the 79-64 win.

Lewis ended up with a game-high 24 points while Marcus Banks added 21. Mackell matched his career-high with 22 and Bland had 11, as the duo combined for 19-of-34 shooting and 43 points while the rest of the SDSU roster shot 7-for-29 and had 21 points.

UNLV	MP	FG	3FG	FT	R	F	A	TO	B	S	TP
Johnson	40	2-5	0-0	6-6	5	1	6	3	3	1	10
Peters	27	3-8	0-0	0-3	2	2	1	1	0	2	6
Edwards	26	4-5	0-0	1-1	5	4	3	1	5	3	9
Banks	40	8-17	1-3	4-4	5	3	5	6	0	0	21
Lewis	36	8-12	7-9	1-1	1	2	1	1	0	1	36
Hunter	4	0-1	0-1	0-0	0	0	0	1	0	0	0
Pearson	27	3-5	0-0	3-4	6	2	0	1	1	2	9
Team					3						
<b>Totals</b>	<b>200</b>	<b>28-53</b>	<b>8-13</b>	<b>15-19</b>	<b>27</b>	<b>14</b>	<b>16</b>	<b>14</b>	<b>9</b>	<b>9</b>	<b>79</b>

SDSU	MP	FG	3FG	FT	R	F	A	TO	B	S	TP
Burns	22	1-5	0-2	0-0	4	3	3	3	1	1	2
Sanders	33	3-9	0-0	2-2	11	4	1	2	1	0	8
Mackell	34	9-16	0-0	4-7	6	2	0	4	0	0	22
Moore	18	0-3	0-2	0-0	1	5	3	1	1	0	0
Bland	35	10-18	1-4	0-0	4	0	5	1	1	1	21
Johnson	12	1-3	1-1	0-0	2	1	1	1	1	1	3
Hanour	13	1-3	1-2	0-0	3	1	0	1	1	0	3
Sir	11	0-3	0-3	0-0	0	1	1	1	0	0	0
Sharper	13	1-3	1-2	2-2	0	0	1	2	0	0	5
Davis	8	0-0	0-0	0-0	1	1	0	0	0	0	0
Manker	1	0-0	0-0	0-0	0	0	0	1	0	0	0
Team					4						
<b>Totals</b>	<b>200</b>	<b>26-63</b>	<b>4-16</b>	<b>8-11</b>	<b>36</b>	<b>18</b>	<b>15</b>	<b>17</b>	<b>6</b>	<b>3</b>	<b>64</b>

Halftime: UNLV 43, San Diego State 27. FG %: UNLV 52.8, San Diego State 41.3. 3FG%: UNLV 61.5, San Diego State 25.0. FT%: UNLV 78.9, SDSU 72.7.

## Game 21

### Utah 76, San Diego State 62

Feb. 15, 2003 ♦ Salt Lake City, Utah

Huntsman Center ♦ Att.: 11,762

SALT LAKE CITY - Utah opened the second half with a 15-4 run en route to a 76-62 victory at the Huntsman Center. It was the 21st consecutive victory for the Utes over the Aztecs in Salt Lake City.

The Utes, which led 31-28 at intermission, shot 60 percent from the floor in the second stanza, and led by as many as 19 points.

San Diego State used a spirited defensive effort to remain close in the first half as there were four ties and nine lead changes.

Mike Mackell capped a 7-0 Aztec run in the first half with a free throw to put San Diego State up 22-17 with 9:15 remaining in the first half. The Utes responded with a 10-2 spurt, and led by three at the break.

Utah took control early in the second half, scoring the first seven points in a 12-2 run. The Utes built the advantage to 19 points, before a 15-4 Aztec run cut the Utah advantage to eight points with 3:35 to play.

Utah became the third straight Aztec opponent to shoot 50 percent or better from the field. In addition, the Utes limited the Aztecs to 38.1 percent from the field.

Utah placed four players in double figures led by Britton Johnsen's 21 points. Marc Jackson added 17 points off the bench.

San Diego State was paced by Tony Bland with 16 points. Mike Mackell added 13 points and a team-high six rebounds, while Deandre Moore added 10 points, all in the second half.

SDSU	MP	FG	3FG	FT	R	F	A	TO	B	S	TP
Hanour	7	1-1	1-1	0-0	2	1	0	0	1	0	3
Sanders	28	1-2	0-0	2-4	5	4	1	0	0	1	4
Mackell	33	6-20	0-0	1-3	6	3	0	2	1	0	13
Moore	30	3-9	1-4	3-4	2	3	3	2	0	0	10
Bland	39	7-19	1-3	1-1	2	1	1	2	0	1	16
Johnson	28	2-3	1-2	0-0	5	1	3	2	0	1	5
Sir	9	0-1	0-1	0-0	1	1	0	0	0	0	0
Sharper	6	0-0	0-0	0-0	0	2	0	1	0	0	0
Burns	13	2-4	1-2	0-0	4	4	1	3	1	1	5
Manker	7	2-4	2-4	0-0	0	1	0	1	0	0	6
Team					12						
<b>Totals</b>	<b>200</b>	<b>24-63</b>	<b>7-17</b>	<b>7-12</b>	<b>39</b>	<b>21</b>	<b>9</b>	<b>14</b>	<b>3</b>	<b>4</b>	<b>62</b>

Utah	MP	FG	3FG	FT	R	F	A	TO	B	S	TP
Caton	36	2-4	1-3	0-0	3	2	3	1	1	1	5
Johnsen	29	9-15	2-4	1-2	8	3	2	1	2	0	21
Frost	27	3-6	1-3	4-4	6	3	0	1	1	0	11
Drisdorn	11	1-3	0-2	0-0	3	0	3	1	0	0	2
Jacobson	29	5-9	2-2	5-7	1	2	6	3	0	2	17
Chaney	20	2-4	0-1	1-3	2	1	0	0	2	0	5
Markson	5	0-1	0-0	0-0	0	1	0	1	0	0	0
Koford	8	1-2	0-0	0-0	2	1	0	0	1	1	2
Team					5						
<b>Totals</b>	<b>200</b>	<b>26-52</b>	<b>9-21</b>	<b>15-20</b>	<b>33</b>	<b>16</b>	<b>14</b>	<b>10</b>	<b>7</b>	<b>5</b>	<b>76</b>

Halftime: Utah 31, San Diego State 28. FG %: Utah 50.0, San Diego State 38.1. 3FG%: Utah 42.9, San Diego State 41.2. FT%: Utah 75.0, San Diego State 58.3.

## Game 22

### Brigham Young 66, San Diego State 64

Feb. 17, 2003 ♦ Provo, Utah  
Marriott Center ♦ Att.: 10,665

PROVO, Utah - San Diego State held Brigham Young to two field goals in the final 9:30 of the game but it was not enough as the Cougars completed a sweep of the season series with a 66-64 victory at the Marriott Center.

Deandre Moore and fellow guard Tony Bland scored five points apiece in the Aztecs' 15-5 run to open the game. The Aztecs led 28-23 with 7:25 to play in the first half when BYU scored the next 12 points to build a seven-point advantage. The Aztecs chipped away at the lead and trailed by four at intermission.

The Cougars pushed the lead to double figures and led by 14 points, 58-44 with 10:37 remaining. SDSU would hold Brigham Young to three field goals and just eight points the rest of the way.

SDSU responded to its biggest deficit of the game with an 18-5 run. Evan Burns connected on an acrobatic lay-up out of transition and followed with a long jumper to cut the lead to 63-58. The Aztecs converted on four straight free throws - two by Aerick Sanders and two by Burns - to pull within 63-62 with 1:33 to play.

BYU responded with a three-point field goal from Travis Hansen to push the lead back to four with 1:33 to play. But a bucket by Sanders with 38 seconds and a defensive stop by the Aztecs gave San Diego State the ball with 10.5 seconds to play.

Bland brought the ball up and gave the ball to Moore off a brush screen for a three-point attempt from the right side. It missed but Mackell got the offensive rebound and attempted a short fade away that was blocked as time expired.

SDSU	MP	FG	3FG	FT	R	F	A	TO	B	S	TP
Sanders	21	3-5	0-0	4-4	5	4	0	0	0	0	10
Mackell	34	5-9	0-0	4-6	2	1	1	5	0	0	14
Johnson	29	3-8	2-4	0-0	3	1	2	3	0	1	8
Moore	34	5-8	4-6	2-3	3	2	3	0	0	1	16
Bland	34	2-7	0-0	3-5	7	4	4	2	0	2	7
Hanour	10	0-2	0-1	0-0	4	3	1	0	0	0	0
Sir	3	0-0	0-0	0-0	0	0	0	1	0	0	0
Sharper	3	0-0	0-0	0-0	0	0	0	0	0	0	1
Burns	24	2-4	0-1	2-3	6	3	1	1	0	0	6
Manker	8	1-5	1-3	0-0	0	1	0	0	0	0	3
Team					3						
<b>Totals</b>	<b>200</b>	<b>21-48</b>	<b>7-15</b>	<b>15-21</b>	<b>33</b>	<b>19</b>	<b>12</b>	<b>12</b>	<b>0</b>	<b>5</b>	<b>64</b>

BYU	MP	FG	3FG	FT	R	F	A	TO	B	S	TP
Bigelow	36	5-10	3-7	3-5	4	1	2	2	1	0	16
Jensen	26	4-5	0-0	2-2	3	3	1	1	0	1	10
Araujo	17	1-3	0-0	0-0	5	5	2	3	0	0	2
Hansen	38	7-17	2-4	3-4	8	2	3	2	0	0	19
Woodberry	31	3-7	2-4	0-1	2	1	2	1	0	2	8
Shoff	7	1-1	0-0	0-0	2	3	0	0	0	0	2
Nashif	10	0-2	0-2	0-0	0	2	1	1	0	0	0
Bower	31	3-5	2-4	1-1	1	0	3	0	0	1	9
Allen	4	0-1	0-0	0-0	0	2	1	0	0	0	0
Team					3						
<b>Totals</b>	<b>200</b>	<b>24-51</b>	<b>9-21</b>	<b>9-13</b>	<b>28</b>	<b>19</b>	<b>15</b>	<b>10</b>	<b>1</b>	<b>4</b>	<b>66</b>

Halftime: Brigham Young 40, San Diego State 36. FG %: Brigham Young 47.1, San Diego State 43.8. 3FG%: San Diego State 46.7, Brigham Young 42.9. FT%: San Diego State 71.4, Brigham Young 69.2.

## Game 23

### San Diego State 67, Air Force 53

Feb. 22, 2003 ♦ San Diego, Calif.  
Cox Arena at Aztec Bowl ♦ Att.: 6,950

SAN DIEGO - San Diego State shredded the NCAA's top scoring defense with a season-best 61.4 percent shooting performance and snapped a three-game losing skid with a 67-53 win over Air Force at Cox Arena.

The Aztecs completed the season series sweep of the Falcons behind a 28-point performance from Tony Bland while making 27-of-44 field goal attempts for the highest percentage yielded by Air Force to date.

Mike Mackell chipped in 16 points as SDSU gained its third straight win over the Academy and improved to 7-0 in 2002-03 when holding the opposition to fewer than 60 points.

The teams traded the lead 10 times and were tied on seven other occasions as the Falcons hit 8-of-10 three-pointers and the Aztecs shot the ball at a 66.7 percent clip in the first half. Neither team led by more than three points over the first 17 minutes of the first period, until the Aztecs went on an 8-0 run behind five straight Bland points and a Steve Sir three-pointer to take a 39-32 lead.

SDSU maintained at least a seven-point lead the rest of the way as the Aztecs never yielded back-to-back baskets in the second half. Air Force cut the lead to 55-48 with 6:19 left, but San Diego State responded with a 12-2 run highlighted by an alley-oop dunk from Trimaine Davis.

Bland and Mackell combined for 44 of the Aztecs' 67 points and shot 18-for-22. Tommy Johnson came off the bench to provide a defensive spark with a career-high three steals.

AFA	MP	FG	3FG	FT	R	F	A	TO	B	S	TP
Kuhle	30	0-0	0-0	0-0	1	2	3	4	0	0	0
Gerlach	33	4-7	3-4	4-6	1	2	1	1	0	2	15
Bellaire	14	0-1	0-0	0-0	0	1	4	2	0	0	0
Keller	38	4-9	3-6	2-2	3	2	2	1	1	1	13
Hood	38	4-7	2-5	3-4	3	3	1	2	0	2	13
Jenkins	4	0-0	0-0	0-0	0	0	0	1	0	0	0
Holum	11	1-2	0-1	1-2	0	1	0	2	0	1	3
Peterson	8	1-1	1-1	0-0	1	1	1	3	0	1	3
Welch	24	2-5	1-2	1-1	2	3	0	0	1	1	6
Team					2			4			
<b>Totals</b>	<b>200</b>	<b>16-32</b>	<b>10-19</b>	<b>11-15</b>	<b>13</b>	<b>15</b>	<b>12</b>	<b>20</b>	<b>2</b>	<b>8</b>	<b>53</b>

SDSU	MP	FG	3FG	FT	R	F	A	TO	B	S	TP
Sanders	32	1-4	0-0	0-0	3	3	2	1	0	0	2
Mackell	27	7-9	0-0	2-2	4	3	1	2	0	2	16
Hanour	14	1-2	1-1	0-0	3	2	1	2	0	0	3
Moore	34	3-6	0-1	0-1	3	1	3	2	0	3	6
Bland	33	11-13	0-0	6-7	2	0	4	5	0	2	28
Johnson	17	0-2	0-0	2-2	2	1	2	0	0	3	2
Sir	13	2-2	2-2	0-0	0	0	0	0	0	0	6
Sharper	7	0-2	0-1	0-0	0	1	0	0	0	0	0
Davis	1	1-1	0-0	0-0	1	0	0	0	0	1	2
Burns	19	1-3	0-0	0-2	0	4	1	0	1	1	2
Manker	2	0-0	0-0	0-0	0	0	0	0	0	0	0
Wardrop	1	0-0	0-0	0-0	0	0	0	0	0	0	0
Team					2						
<b>Totals</b>	<b>200</b>	<b>27-44</b>	<b>3-5</b>	<b>10-14</b>	<b>20</b>	<b>15</b>	<b>14</b>	<b>12</b>	<b>1</b>	<b>12</b>	<b>67</b>

Halftime: San Diego State 39, Air Force 32. FG %: San Diego State 61.4, Air Force 50.0. 3FG%: San Diego State 60.0, Air Force 52.6. FT%: Air Force 73.3, San Diego State 71.4.

## Game 24

### San Diego State 89, New Mexico 73

Feb. 24, 2003 ♦ San Diego, Calif.  
Cox Arena at Aztec Bowl ♦ Att.: 6,117

SAN DIEGO - With the spotlight aimed on the Aztecs' three seniors in their final home game, it was a freshman who shined the brightest in San Diego State's 89-73 win over New Mexico.

Freshman Evan Burns came off the bench to set career highs with 31 points and 13 rebounds and help negate a career high 43 points from the nation's scoring leader, the Lobos' Ruben Douglas.

Burns' effort led SDSU's bench to a 50-5 scoring advantage over New Mexico's bench. And not to be out-done in their last appearance at Cox Arena, seniors Tony Bland (21 points), Mike Mackell (12 points) and Deandre Moore (7 assists) helped SDSU score their most points ever in a MWC game.

The Aztecs had trouble defending Douglas early, as a layup gave him 13 and UNM a 17-16 lead with 7:28 remaining in the first half. However, on the ensuing possession, Burns hit his third straight three-pointer to give the Aztecs a lead they would never relinquish.

Burns had half (18) of the Aztecs' points and shot 7-of-9 as SDSU held a 36-30 lead at the half. But the rest of the team caught up to Burns' hot start by reeling off a 20-8 run to start the second half. After missing his first shot of the second stanza, Bland made seven straight shots to lead the run, scoring 19 of his 21 points in the half.

The home crowd was brought to its feet when Burns blocked Douglas' shot and turned it into a breakaway dunk with 5:31 left and later when Ben Wardrop hit a three-pointer with less than a second left that finalized the score at 89-73.

UNM	MP	FG	3FG	FT	R	F	A	TO	B	S	TP
Williams	19	2-7	0-0	0-0	1	1	0	0	0	0	4
Chiotti	25	2-3	0-0	2-3	3	1	1	0	2	0	6
Douglas	35	12-26	4-9	15-16	12	2	5	4	1	2	43
Tindall	28	4-6	2-3	0-0	1	1	2	1	0	0	10
Ashcraft	35	2-6	0-2	1-2	1	3	3	1	0	3	5
Walters	30	1-6	1-4	2-2	3	2	1	1	0	0	5
Bell	10	0-2	0-0	0-0	1	5	0	0	0	0	0
Hart	18	0-2	0-2	0-0	0	2	0	2	0	1	0
Team					3						
<b>Totals</b>	<b>200</b>	<b>23-58</b>	<b>7-20</b>	<b>20-23</b>	<b>25</b>	<b>17</b>	<b>12</b>	<b>9</b>	<b>3</b>	<b>6</b>	<b>73</b>

SDSU	MP	FG	3FG	FT	R	F	A	TO	B	S	TP
Sanders	24	0-4	0-0	2-2	5	5	2	1	0	0	2
Mackell	30	5-9	0-0	2-3	2	4	0	0	1	0	12
Hanour	8	1-2	0-1	0-0	2	1	0	2	0	0	2
Moore	33	1-7	0-4	0-0	3	1	7	2	0	1	2
Bland	36	8-15	0-1	5-6	5	2	3	3	0	1	21
Johnson	13	3-5	1-2	0-0	2	3	3	0	0	7	
Sir	18	3-3	3-3	0-0	2	0	3	1	0	0	9
Sharper	2	0-0	0-0	0-0	0	0	0	0	0	0	0
Davis	1	0-0	0-0	0-0	1	0	0	0	0	0	0
Burns	34	12-15	4-6	3-3	13	3	0	0	2	1	31
Wardrop	1	1-1	1-1	0-0	0	0	0	1	0	0	3
Team					2						
<b>Totals</b>	<b>200</b>	<b>34-61</b>	<b>9-18</b>	<b>12-14</b>	<b>37</b>	<b>19</b>	<b>18</b>	<b>13</b>	<b>3</b>	<b>3</b>	<b>89</b>

Halftime: San Diego State 36, New Mexico 30. FG %: San Diego State 55.7, New Mexico 39.7. 3FG%: San Diego State 50.0, New Mexico 35.0. FT%: New Mexico 87.0, San Diego State 85.7.

## Game 25

### San Diego State 86, Wyoming 73

Mar. 1, 2003 ♦ Laramie, Wyo.

Arena-Auditorium ♦ Att.: 12,863

LARAMIE, Wyo. - Senior guard Tony Bland scored a team-high 19 points and led four Aztec players in double figures as San Diego State defeated Wyoming, 86-73, in Laramie.

The Aztecs led wire-to-wire in picking up their third straight victory overall and claiming SDSU's fourth consecutive win against the Cowboys.

San Diego State got out of the gate quickly, scoring 15 straight points after the game was tied at two to give the Aztecs a 17-2 lead. After the lead was cut to three points, San Diego State ended the half on a 22-12 spurt to lead 42-29 at intermission.

A 9-0 Wyoming run to open the second half cut its deficit to four points and the Cowboys pulled within 52-50 with 9:58 to play.

But freshman Steve Sir responded with a three-point basket that ignited a 15-6 run to put the Aztecs back in control of the game.

San Diego State shot 52.0 percent from the field, marking the third straight game SDSU topped 50.0 percent from the floor. Meanwhile, the Aztecs held Wyoming to 35.8 percent field goal shooting.

Sir came off the bench to score 17 points on the strength of 3-4 shooting from three-point range. Freshman Evan Burns tallied double figures for the second straight game with 12 points and Deandre Moore posted his second career double-double with 11 points and 10 rebounds.

SDSU	MP	FG	3FG	FT	R	F	A	TO	B	S	TP
Burns	31	6-10	0-1	0-3	4	4	1	1	3	2	12
Sanders	18	2-3	0-0	2-4	6	4	1	0	0	0	6
Mackell	29	2-6	0-0	5-9	5	5	0	4	1	0	9
Moore	27	5-10	1-4	0-0	10	5	5	2	0	0	11
Bland	39	4-9	1-2	10-14	3	0	2	2	0	3	19
Johnson	11	1-3	0-0	1-2	2	3	0	1	0	1	3
Hanour	4	0-0	0-0	0-0	0	1	0	0	0	0	0
Sir	22	3-5	3-4	8-10	2	1	1	1	0	1	17
Sharper	3	0-0	0-0	0-0	0	0	0	0	0	0	0
Davis	1	0-0	0-0	0-0	0	0	0	0	0	0	0
Manker	15	3-4	3-4	0-0	0	2	0	1	0	0	9
Team					4						
<b>Totals</b>	<b>200</b>	<b>26-50</b>	<b>8-15</b>	<b>26-42</b>	<b>36</b>	<b>25</b>	<b>10</b>	<b>12</b>	<b>4</b>	<b>7</b>	<b>86</b>

Wyoming	MP	FG	3FG	FT	R	F	A	TO	B	S	TP
Rottinghaus	19	0-3	0-2	0-0	3	5	1	3	0	0	0
Ries	19	2-4	0-0	5-8	2	2	0	0	0	0	9
Nsonwu-Amadi	26	2-5	0-0	3-5	11	5	2	3	2	2	7
Richardson	40	10-29	5-14	3-4	6	3	4	1	0	0	28
Straight	31	2-7	0-5	2-3	4	2	2	3	0	3	6
Adams	27	5-11	2-6	2-2	5	4	2	2	0	0	14
McMillian	4	0-2	0-1	0-1	1	1	0	0	0	0	0
Correa	22	3-5	0-0	2-2	6	3	0	0	0	1	8
Wildenberg	12	0-1	0-0	1-2	3	1	0	0	1	1	1
Team					3						
<b>Totals</b>	<b>200</b>	<b>24-67</b>	<b>7-28</b>	<b>18-27</b>	<b>44</b>	<b>26</b>	<b>11</b>	<b>12</b>	<b>3</b>	<b>7</b>	<b>73</b>

**Halftime:** San Diego State 42, Wyoming 29. **FG %:** San Diego State 52.0, Wyoming 35.8. **3FG%:** San Diego State 53.3, Wyoming 25.0. **FT%:** Wyoming 66.7, San Diego State 61.9. **Technical:** Wyoming Bench-3

## Game 26

### Colorado State 102, San Diego State 89

Mar. 3, 2003 ♦ Fort Collins, Colo.

Moby Arena ♦ Att.: 3,752

FORT COLLINS, Colo. - Colorado State scored the most points ever by an Aztec opponent in MWC play and ended SDSU's three-game MWC win streak, 102-89.

The Rams led by 22 points in the second half and posted the highest shooting percentage by an Aztec opponent this season, connecting on 61.8 percent of its field-goal attempts.

SDSU came no closer than nine points in the second half as the Rams' hot shooting negated SDSU's 55.4 percent field-goal shooting and most points ever in a MWC contest.

Six early points by Mike Mackell helped propel the Aztecs to a 15-14 lead with 12 minutes to go in the first half. Matt Nelson gave CSU the lead for good and helped jump-start an 8-0 Rams run with a dunk at 11:11 left in the half.

The Rams shot 65.6 percent from the field in the first half (21-32) and made 6-of-8 three-pointers.

CSU maintained its large margin for the first 12-and-a-half minutes of the second. The Aztecs came as close as nine points after a 6-0 run with 1:05 left, but CSU answered with six straight points before a Bland layup finalized the margin at 102-89.

Nelson was 8-for-8 from the field and 14-of-19 from the line for a 30-point night. He led four other Rams in double-figures, including 17 points (and 10 rebounds) from Brian Greene.

Bland led the Aztecs with 25 points and Mackell returned to his double-figure scoring form with 13 points. Evan Burns had 12 points to reach double-figures for the third straight game, while Deandre Moore added 10.

SDSU	MP	FG	3FG	FT	R	F	A	TO	B	S	TP
Burns	29	5-9	0-2	2-2	6	3	1	2	1	1	12
Sanders	23	2-4	0-0	2-2	7	5	0	3	0	0	6
Mackell	22	5-7	0-0	3-4	3	5	0	3	1	0	13
Moore	31	3-10	1-4	3-5	1	2	2	2	0	2	10
Bland	38	8-15	1-2	8-15	1	1	4	1	0	1	25
Johnson	10	1-2	0-0	2-2	0	2	0	2	0	1	4
Sir	18	3-3	3-3	0-0	2	0	3	0	0	1	9
Sharper	8	1-1	1-1	0-0	1	2	1	1	0	0	3
Davis	7	0-0	0-0	0-0	1	5	0	0	2	0	0
Manker	14	3-5	1-3	0-0	0	3	1	0	0	0	7
Team					3						
<b>Totals</b>	<b>200</b>	<b>31-56</b>	<b>7-15</b>	<b>20-30</b>	<b>25</b>	<b>28</b>	<b>12</b>	<b>14</b>	<b>4</b>	<b>6</b>	<b>89</b>

CSU	MP	FG	3FG	FT	R	F	A	TO	B	S	TP
Greene	35	6-18	0-1	5-6	10	2	4	5	0	3	17
Williams	15	1-3	0-0	0-0	1	5	0	1	0	1	2
Burke	5	0-0	0-0	2-2	1	2	1	0	0	0	2
Birley	31	4-6	3-4	1-2	4	2	6	0	1	0	12
Johnson	23	3-5	1-3	1-2	2	3	2	0	0	1	8
Stevens	20	3-5	2-4	0-0	0	2	2	0	0	1	8
Clark	21	5-6	0-0	3-3	3	2	4	3	0	0	13
Morris	24	4-4	2-2	0-0	1	2	6	1	1	2	10
Nelson	26	8-8	0-0	14-19	7	2	2	2	1	0	30
Team					2						
<b>Totals</b>	<b>200</b>	<b>34-55</b>	<b>8-14</b>	<b>26-34</b>	<b>31</b>	<b>22</b>	<b>27</b>	<b>12</b>	<b>3</b>	<b>8</b>	<b>102</b>

**Halftime:** Colorado State 52, San Diego State 36. **FG %:** Colorado State 61.8, San Diego State 55.4. **3FG%:** Colorado State 57.1, San Diego State 46.7. **FT%:** Colorado State 76.5, San Diego State 66.7.

## Game 27

### UNLV 83, San Diego State 72

Mar. 8, 2003 ♦ Las Vegas, Nev.

Thomas & Mack Center ♦ Att.: 12,420

LAS VEGAS - UNLV shot 62 percent from the field, the highest by an opponent against San Diego State during the 2002-03 season, en route to an 83-72 victory.

In addition, the Rebels made 9-of-18 three-pointers in a preview to the Mountain West Conference Championship quarterfinal round matchup to be played five days later.

SDSU was the hot team early, jumping out to a 15-10 lead with 13:54 remaining in the first half. Deandre Moore made back-to-back three-pointers and had seven points in the stretch.

UNLV responded with an 11-0 run over the next three minutes, and after briefly relinquishing the lead with 3:13 left, the Rebels scored 12 of the last 14 points in the half to take a 39-30 lead into the locker room.

The Rebels kept the margin to at least two possessions the rest of the way as they shot 68.2 percent (15-of-22) in the second half. Mike Mackell made a free throw to bring the Aztecs to 64-60 at 6:48, but UNLV scored 10 of the next 13 points.

The margin was 79-72 after Tony Bland converted a three-point play with 1:02 remaining, but the Rebels calmly converted four straight free throws as the Aztecs missed their final two shots.

All five UNLV starters finished in double-figures as the bench scoring for the contest was 2-2. In their final regular season home game, seniors Dalron Johnson and Marcus Banks tallied 25 and 19 points, respectively.

SDSU was led by Evan Burns with 23 points on 8-of-12 shooting. Seniors Mackell (18), Bland (13) and Moore (12) also finished in double-figures.

SDSU	MP	FG	3FG	FT	R	F	A	TO	B	S	TP
Burns	40	8-12	1-3	6-7	5	2	0	5	0	0	23
Sanders	28	2-6	0-0	0-0	5	3	1	1	0	1	4
Mackell	37	6-11	0-0	6-7	9	3	0	4	0	0	18
Moore	27	4-8	2-6	2-4	2	5	0	2	0	0	12
Bland	39	5-9	0-1	3-5	2	1	3	2	0	2	13
Johnson	12	1-1	0-0	0-0	1	0	1	0	0	0	2
Sir	12	0-2	0-2	0-0	0	0	0	1	0	0	0
Sharper	1	0-0	0-0	0-0	0	0	0	0	0	0	0
Manker	4	0-2	0-2	0-0	0	1	0	0	0	0	0
Team					3				1		
<b>Totals</b>	<b>200</b>	<b>26-51</b>	<b>3-14</b>	<b>17-23</b>	<b>27</b>	<b>15</b>	<b>5</b>	<b>16</b>	<b>0</b>	<b>3</b>	<b>72</b>

UNLV	MP	FG	3FG	FT	R	F	A	TO	B	S	TP
Lewis	37	5-9	4-7	1-1	1	1	1	0	0	2	15
Johnson	36	10-13	2-4	3-3	4	3	3	1	0	3	25
Peters	35	5-7	0-0	2-2	1	4	1	2	0	0	12
Edwards	28	5-6	0-0	0-0	6	3	0	4	2	0	10
Banks	40	6-11	3-6	4-8	2	3	7	4	0	1	19
Turner	3	0-1	0-0	0-0	0	0	0	0	0	0	0
Pearson	8	0-2	0-0	0-0	1	3	0	1	0	0	0
Bigby	13	0-1	0-1	2-2	1	2	4	1	0	0	2
Knoche	1	0-0	0-0	0-0	0	0	0	0	0	0	0
Team					6						
<b>Totals</b>	<b>200</b>	<b>31-50</b>	<b>9-18</b>	<b>12-16</b>	<b>22</b>	<b>19</b>	<b>16</b>	<b>13</b>	<b>2</b>	<b>6</b>	<b>83</b>

**Halftime:** UNLV 39, San Diego State 30. **FG %:** UNLV 62.0, San Diego State 51.0. **3FG%:** UNLV 50.0, San Diego State 21.4. **FT%:** UNLV 75.0, San Diego State 73.9.

# 2002-03 Review

## Game 28

UNLV 83, San Diego State 67

Mar. 13, 2003 ♦ Las Vegas, Nev.

EAS Mountain West Championship Quarterfinal  
Thomas & Mack Center ♦ Att.: 10,921

LAS VEGAS - San Diego State had its three-game Mountain West tourney winning streak snapped by Marcus Banks and host UNLV, as the fourth-seeded Rebels downed the fifth-seeded Aztecs, 83-67, in the quarterfinals at the Thomas and Mack Center.

SDSU fell victim to Vegas' 55.8 percent shooting and Banks' game-high 22 points in dropping its third straight.

SDSU yielded more than 80 points and better than 55 percent shooting to the opposition for the third straight game. UNLV won all three meetings between the teams during the 2002-03 season.

Similar to the previous Sunday's meeting in Vegas, SDSU hung with the home team for much of the first half. Deandre Moore scored all nine of his points in the first 11 minutes and the Aztecs held a 24-23 lead with 6:57 remaining.

The Rebels then ran off seven straight points and ended the half on a 25-12 run to take a 41-32 lead into the break. Tony Bland made a free throw to begin the second half but UNLV went on a 7-0 run to extend the lead comfortably into double-digits where it would stay for the rest of the game.

Banks assisted on four of the Rebels' first seven baskets and scored 12 of their first 32 points. He finished with 22 points, including 11-of-11 free throws, seven assists and six steals.

Bland led the Aztecs with 17 points, while Tommy Johnson tied his career high with 13.

(5) SDSU	MP	FG	3FG	FT	R	F	A	TO	B	S	TP
Burns	28	3-11	0-4	1-3	7	4	1	3	0	1	7
Sanders	35	4-10	0-0	1-1	8	4	4	1	2	3	9
Mackell	30	1-3	0-0	0-0	4	3	0	2	0	0	2
Moore	25	4-10	1-5	0-0	3	2	2	1	0	2	9
Bland	34	6-14	0-2	5-6	3	2	5	4	0	1	17
Johnson	21	5-8	3-5	0-1	2	3	4	1	0	0	13
Sir	10	2-4	1-2	0-0	1	1	1	0	0	0	5
Sharper	9	1-2	1-2	0-0	0	2	1	1	0	0	3
Davis	0+	0-0	0-0	0-0	0	0	0	0	0	0	0
Manker	7	1-3	0-2	0-0	0	1	0	0	0	0	2
Wardrop	1	0-0	0-0	0-0	0	0	0	0	0	0	0
Team					7						
<b>Totals</b>	<b>200</b>	<b>27-65</b>	<b>6-22</b>	<b>7-11</b>	<b>34</b>	<b>22</b>	<b>18</b>	<b>14</b>	<b>2</b>	<b>7</b>	<b>67</b>

(4) UNLV	MP	FG	3FG	FT	R	F	A	TO	B	S	TP
Johnson	37	2-7	0-2	2-2	3	3	2	3	1	0	6
Peters	32	9-14	0-0	1-4	5	3	3	2	0	1	19
Edwards	21	4-6	0-0	0-1	3	4	1	3	0	0	8
Banks	37	5-11	1-4	11-11	4	1	7	7	0	6	22
Lewis	37	6-9	3-4	1-1	5	1	6	0	0	2	16
Hunter	6	1-1	0-0	4-4	1	0	0	0	1	1	6
Pearson	24	2-3	0-1	0-0	4	3	0	1	1	0	4
Bigby	5	0-1	0-1	1-2	1	0	0	0	0	0	1
Knoche	1	0-0	0-0	1-2	0	0	0	0	0	0	1
Team					7						
<b>Totals</b>	<b>200</b>	<b>29-52</b>	<b>4-12</b>	<b>21-27</b>	<b>33</b>	<b>15</b>	<b>19</b>	<b>16</b>	<b>3</b>	<b>10</b>	<b>83</b>

Halftime: UNLV 41, San Diego State 32. FG %: UNLV 55.8, San Diego State 41.5. 3FG%: UNLV 33.3, San Diego State 27.3. FT%: UNLV 77.8, San Diego State 63.6.

## Game 29

San Diego State 67, UC Santa Barbara 62 (ot)

Mar. 19, 2003 ♦ San Diego, Calif.

NIT First Round

Cox Arena at Aztec Bowl ♦ Att.: 5,390

SAN DIEGO - San Diego State needed overtime to win its first NCAA Division I postseason game, claiming a 67-62 first-round NIT victory over UC Santa Barbara at Cox Arena.

Senior Tony Bland, who became the third Aztec player to reach 1,000 points in just two seasons, sent the game into extra time by going the length of the floor to hit a bank shot with 1.9 seconds remaining. Then with 1:15 left in overtime, sophomore Tommy Johnson put SDSU ahead for good at 63-60 with a three-pointer as the Aztecs closed the game with a 13-2 run.

In its sixth postseason appearance in 33 years at the Div. I level, the Aztecs overcame their largest halftime deficit of the season (32-22), snapping a three-game losing streak, by limiting the Gauchos to just 62 points and 42.6 percent shooting.

After a dunk by Evan Burns with 5:58 left in the first half, UCSB closed out the opening period with a 14-1 run to take a 10-point lead into the half. The Gauchos scored the first basket of the second half before Bland jump-started the Aztecs with a free throw and layup to start a 10-0 run.

The game was tied at 50-50 with five minutes left and both teams buckled down defensively for the rest of regulation.

The Gauchos scored the first six points of overtime before SDSU's game-ending run, which included six straight Mike Mackell points to tie the game at 60 and set up Johnson's heroics.

Bland posted a team-high 17 points. Freshman Evan Burns scored 12 points on the night, while Johnson finished with 10.

UCSB	MP	FG	3FG	FT	R	F	A	TO	B	S	TP
Hull	39	10-19	5-9	3-3	5	3	3	2	0	3	28
Cook	23	2-4	0-0	0-0	3	2	1	1	0	2	4
Jones	35	6-13	0-3	0-0	4	3	1	3	0	1	12
Atako	32	0-4	0-1	0-0	2	1	6	2	0	0	0
Fulllove	23	2-7	1-3	0-0	3	3	1	5	0	1	5
Brown	24	3-7	0-0	0-0	3	0	0	1	0	0	6
Davis	14	0-2	0-1	1-2	3	0	1	0	0	1	1
Ward	13	1-1	0-0	0-0	2	2	3	0	0	1	2
Whitehead	22	2-4	0-0	0-0	3	3	0	1	0	1	4
Team					3						
<b>Totals</b>	<b>200</b>	<b>26-61</b>	<b>6-17</b>	<b>4-5</b>	<b>31</b>	<b>17</b>	<b>16</b>	<b>15</b>	<b>0</b>	<b>10</b>	<b>62</b>

SDSU	MP	FG	3FG	FT	R	F	A	TO	B	S	TP
Burns	34	4-7	0-1	4-4	9	1	3	5	2	2	12
Sanders	27	2-4	0-0	0-0	4	4	1	0	0	0	4
Mackell	38	3-9	0-0	3-5	3	0	2	4	0	1	9
Moore	36	1-5	0-3	2-2	9	3	2	1	0	0	4
Bland	35	7-16	0-4	3-6	3	0	2	1	2	1	17
Johnson	25	3-4	1-2	3-4	4	3	1	2	2	2	10
Sir	19	2-6	2-6	0-0	1	1	1	3	0	0	6
Sharper	7	1-2	1-2	0-0	1	0	1	0	0	0	3
Manker	4	1-1	0-0	0-0	2	0	0	0	0	0	4
<b>Totals</b>	<b>200</b>	<b>24-54</b>	<b>4-18</b>	<b>15-21</b>	<b>36</b>	<b>12</b>	<b>13</b>	<b>16</b>	<b>6</b>	<b>6</b>	<b>67</b>

Halftime: UC Santa Barbara 32, San Diego State 22. FG %: San Diego State 44.4, UC Santa Barbara 42.6. 3FG%: UC Santa Barbara 35.3, San Diego State 22.2. FT%: UC Santa Barbara 80.0, San Diego State 71.4.

## Game 30

Texas Tech 57, San Diego State 48

March 21, 2003 ♦ Lubbock, Texas

NIT Second Round

United Spirit Arena ♦ Att.: 7,848

LUBBOCK, Texas -- Robert Tomaszek scored 14 points as Texas Tech beat San Diego State 57-48 in the second round of the NIT.

Texas Tech (20-12) led by 14 points in the first half but San Diego State trailed by just one, 46-45, with 6:41 remaining. The Aztecs (16-14) had a chance to take the lead but Tony Bland missed a layup with 6:14 left after he stole the ball from Kasib Powell and took it the length of the court.

San Diego State then went scoreless for nearly five minutes before Evan Burns hit a 3-pointer from the right corner with 1:47 remaining in the game.

Powell scored 12 points, and Will Chavis and Andre Emmett - the Big 12's leading scorer - added nine each for Tech.

Deandre Moore scored 11 points and Mike Mackell added 10 to lead the Aztecs.

San Diego State took an early 12-9 lead before Tech went on a 17-0 run, during which the Aztecs missed 12 straight shots, to lead 26-12 with 6:05 left in the half.

The Aztec defense harrassed the Raiders into shooting 28.6 percent from the field in the second half, but a three-pointer by Evan Burns with 1:47 left was all the scoring the Aztecs could muster in the last 6:45 of the game. Texas Tech converted eight free throws down the stretch to close out the victory.

In the last game of their careers, seniors Deandre Moore (11 points), Mike Mackell (10 points) and Tony Bland (9 points), led the Aztecs' offense.

Texas Tech was lead by Robert Tomaszek and Kasib Powell who scored 14 and 12, respectively.

SDSU	MP	FG	3FG	FT	R	F	A	TO	B	S	TP
Moore	34	4-9	3-5	0-0	6	3	8	2	0	0	11
Bland	33	3-15	0-2	0-1	3	2	2	5	0	1	9
Burns	32	2-8	1-4	0-0	6	0	1	2	1	2	5
Mackell	29	3-6	0-0	4-8	6	5	0	3	0	0	10
Sanders	25	1-3	0-0	0-0	5	3	0	1	0	0	2
Johnson	22	3-7	3-6	0-1	4	4	0	4	0	1	9
Davis	8	1-2	0-0	0-0	3	3	0	2	0	0	2
Sir	7	0-2	0-2	0-0	1	0	0	1	0	0	0
Sharper	7	0-2	0-2	0-0	1	1	0	1	0	1	0
Manker	2	0-0	0-0	0-0	0	0	0	0	0	0	0
Wardrop	1	0-0	0-0	0-0	0	0	0	0	0	0	0
Team					4						
<b>Totals</b>	<b>200</b>	<b>17-54</b>	<b>7-21</b>	<b>7-13</b>	<b>39</b>	<b>21</b>	<b>11</b>	<b>21</b>	<b>1</b>	<b>5</b>	<b>48</b>

TT	MP	FG	3FG	FT	R	F	A	TO	B	S	TP
Emmett	40	2-10	0-1	5-8	15	1	3	2	0	2	9
Powell	38	3-8	0-0	6-9	6	2	3	3	0	0	12
Tomaszek	37	5-10	0-0	4-9	8	3	2	0	0	0	14
Ross	29	3-6	0-0	0-0	2	3	6	1	1	6	5
Chavis	27	4-9	0-2	1-2	1	1	0	4	0	1	9
Doudney	18	2-4	1-2	0-0	4	2	1	2	0	1	5
Marshall	9	1-1	0-0	0-0	0	2	0	0	0	0	2
Washington	2	0-1	0-1	0-0	0	1	0	0	0	0	0
Team					0						
<b>Totals</b>	<b>200</b>	<b>20-49</b>	<b>1-6</b>	<b>16-28</b>	<b>36</b>	<b>13</b>	<b>16</b>	<b>12</b>	<b>1</b>	<b>10</b>	<b>57</b>

Halftime: San Diego State 21, Texas Tech 33. FG %: San Diego State 27.6, Texas Tech 50.0. 3FG%: San Diego State 30.0, Texas Tech 20.0. FT%: San Diego State 50.0, Texas Tech 80.0.



# 2002-03 MWC Review

## 2002-03 Mountain West Conference Standings

Pl.	Team	W	L	Pct.	Home	Away	W	L	Pct.	Home	Away	Neutral	Streak	Last 10	Postseason
1.	Utah	11	3	.786	6-1	5-2	25	8	.758	15-1	7-4	3-3	Lost 1	6-4	NCAA
2.	BYU	11	3	.786	6-1	5-2	23	9	.719	13-1	6-5	4-3	Lost 2	6-4	NCAA
3.	UNLV	8	6	.571	5-2	3-4	21	11	.656	15-6	6-5	0-0	Lost 2	6-4	NIT
	Wyoming	8	6	.571	4-3	4-3	21	11	.656	12-3	6-6	3-2	Lost 1	5-5	NIT
5.	<b>San Diego St.</b>	<b>6</b>	<b>8</b>	<b>.429</b>	<b>4-3</b>	<b>2-5</b>	<b>16</b>	<b>14</b>	<b>.533</b>	<b>11-6</b>	<b>5-8</b>	<b>0-0</b>	<b>Lost 1</b>	<b>4-6</b>	NIT
6.	Colorado State	5	9	.357	3-4	2-5	19	14	.576	14-4	3-9	2-1	Lost 1	5-5	NCAA
7.	New Mexico	4	10	.286	4-3	0-7	10	18	.357	10-7	0-10	0-1	Lost 3	3-7	
8.	Air Force	3	11	.214	3-4	0-7	12	16	.429	9-4	3-11	0-1	Lost 1	2-8	

## Team All-Games Statistics

Scoring Offense	G	Pts.	PPG
1. UNLV	32	2411	75.3
2. Colorado State	33	2450	74.2
3. Wyoming	32	2343	73.2
4. BYU	32	2299	71.8
5. <b>San Diego St.</b>	<b>30</b>	<b>2145</b>	<b>71.5</b>
6. New Mexico	28	1986	70.9
7. Utah	33	2191	66.4
8. Air Force	28	1603	57.2

Scoring Defense	G	Pts.	PPG
1. Air Force	28	1596	57.0
2. Utah	33	1991	60.3
3. BYU	32	2032	63.5
4. <b>San Diego St.</b>	<b>30</b>	<b>2087</b>	<b>69.6</b>
5. Wyoming	32	2265	70.8
6. UNLV	32	2272	71.0
7. Colorado State	33	2363	71.6
8. New Mexico	28	2051	73.2

Scoring Margin	PPG	OPPG	+/-
1. BYU	71.8	63.5	+8.3
2. Utah	66.4	60.3	+6.1
3. UNLV	75.3	71.0	+4.3
4. Colorado State	74.2	71.6	+2.6
5. Wyoming	73.2	70.8	+2.4
6. <b>San Diego St.</b>	<b>71.5</b>	<b>69.6</b>	<b>+1.9</b>
7. Air Force	57.2	57.0	+0.2
8. New Mexico	70.9	73.2	-2.3

Free Throw Pct.	FT	FTA	Pct.
1. BYU	554	733	.756
2. New Mexico	446	609	.732
3. Utah	427	595	.718
4. UNLV	511	726	.704
5. Wyoming	634	903	.702
6. Colorado State	526	755	.697
7. <b>San Diego St.</b>	<b>377</b>	<b>550</b>	<b>.685</b>
8. Air Force	303	469	.646

Field Goal Pct.	FG	FGA	Pct.
1. Colorado State	817	1628	.502
2. Air Force	523	1072	.488
3. UNLV	817	1746	.468
4. BYU	738	1592	.464
5. <b>San Diego St.</b>	<b>725</b>	<b>1579</b>	<b>.459</b>
6. Wyoming	775	1704	.455
7. Utah	745	1648	.452
8. New Mexico	659	1559	.423

FG Pct. Defense	FG	FGA	Pct.
1. BYU	639	1590	.402
2. Utah	659	1584	.416
3. Colorado State	780	1802	.433
4. <b>San Diego St.</b>	<b>660</b>	<b>1483</b>	<b>.445</b>
5. Wyoming	823	1834	.449
6. Air Force	528	1157	.456
7. UNLV	787	1704	.462
8. New Mexico	739	1549	.477

3-Point FG Pct.	3FG	FGA	Pct.
1. Air Force	216	567	.381
2. Utah	232	613	.378
3. BYU	189	500	.378
4. New Mexico	222	613	.362
5. UNLV	183	506	.362
6. Colorado State	129	358	.360
7. <b>San Diego St.</b>	<b>173</b>	<b>483</b>	<b>.358</b>
8. Wyoming	159	453	.351

3-Pt. FG Pct. Def.	3FG	FGA	Pct.
1. BYU	154	505	.305
2. UNLV	174	543	.320
3. Utah	151	466	.324
4. Colorado State	170	520	.327
5. New Mexico	183	516	.355
6. <b>San Diego St.</b>	<b>185</b>	<b>505</b>	<b>.366</b>
7. Air Force	129	341	.378
8. Wyoming	189	495	.382

Rebound Margin	Reb	OReb	+/-
1. <b>San Diego St.</b>	<b>32.6</b>	<b>27.8</b>	<b>+4.9</b>
2. Wyoming	36.4	31.8	+4.6
3. BYU	34.4	30.0	+4.4
4. Colorado State	33.7	29.5	+4.3
5. Utah	32.3	29.8	+2.5
6. UNLV	32.0	33.2	-1.1
7. New Mexico	32.5	35.2	-2.7
8. Air Force	19.9	28.8	-8.8

A/TO Margin	Ast	TO	+/-
1. Air Force	12.9	11.1	+1.8
2. New Mexico	12.1	11.8	+0.3
3. Utah	12.7	12.7	0.0
4. Wyoming	13.4	13.7	-0.3
5. UNLV	13.8	14.2	-0.4
6. BYU	12.9	13.4	-0.5
7. <b>San Diego St.</b>	<b>13.2</b>	<b>14.2</b>	<b>-1.0</b>
8. Colorado State	14.5	15.9	-1.4

## Team Mountain West Statistics

Scoring Offense	G	Pts.	PPG
1. UNLV	14	1046	74.7
2. New Mexico	14	1008	72.0
3. BYU	14	1003	71.6
4. <b>San Diego St.</b>	<b>14</b>	<b>994</b>	<b>71.0</b>
5. Wyoming	14	983	70.2
6. Utah	14	974	69.6
7. Colorado State	14	962	68.7
8. Air Force	14	766	54.7

Scoring Defense	G	Pts.	PPG
1. Air Force	14	867	61.9
2. BYU	14	881	62.9
3. Utah	14	891	63.6
4. UNLV	14	990	70.7
5. <b>San Diego St.</b>	<b>14</b>	<b>997</b>	<b>71.2</b>
6. Colorado State	14	1011	72.2
7. Wyoming	14	1020	72.9
8. New Mexico	14	1079	77.1

Scoring Margin	PPG	OPPG	+/-
1. BYU	71.6	62.9	+8.7
2. Utah	69.6	63.6	+5.9
3. UNLV	74.7	70.7	+4.0
4. <b>San Diego St.</b>	<b>71.0</b>	<b>71.2</b>	<b>-0.2</b>
5. Wyoming	70.2	72.9	-2.6
6. Colorado State	68.7	72.2	-3.5
7. New Mexico	72.0	77.1	-5.1
8. Air Force	54.7	61.9	-7.2

Free Throw Pct.	FT	FTA	Pct.
1. BYU	237	305	.777
2. New Mexico	247	321	.769
3. Utah	225	298	.755
4. UNLV	251	338	.743
5. <b>San Diego St.</b>	<b>180</b>	<b>261</b>	<b>.690</b>
6. Air Force	175	255	.686
7. Wyoming	247	360	.686
8. Colorado State	199	296	.672

Field Goal Pct.	FG	FGA	Pct.
1. Colorado State	348	704	.494
2. <b>San Diego St.</b>	<b>367</b>	<b>755</b>	<b>.486</b>
3. UNLV	358	767	.467
4. Air Force	254	546	.465
5. Wyoming	326	704	.463
6. BYU	337	728	.463
7. Utah	321	701	.458
8. New Mexico	324	757	.428

FG Pct. Defense	FG	FGA	Pct.
1. BYU	279	680	.410
2. Utah	299	696	.430
3. Colorado State	350	760	.461
4. UNLV	342	735	.465
5. <b>San Diego St.</b>	<b>329</b>	<b>695</b>	<b>.473</b>
6. Wyoming	364	766	.475
7. New Mexico	379	753	.503
8. Air force	293	577	.508

3-Point FG Pct.	3FG	FGA	Pct.
1. BYU	92	230	.400
Wyoming	84	210	.400
3. Utah	107	270	.396
4. New Mexico	113	287	.394
5. <b>San Diego St.</b>	<b>80</b>	<b>206</b>	<b>.388</b>
6. Colorado State	67	181	.370
7. UNLV	79	223	.354
8. Air Force	83	267	.311

3-Pt. FG Pct. Def.	3FG	FGA	Pct.
1. Utah	69	209	.330
2. UNLV	81	242	.335
3. BYU	83	247	.336
4. New Mexico	106	283	.375
5. Colorado State	87	217	.401
6. <b>San Diego St.</b>	<b>110</b>	<b>273</b>	<b>.403</b>
7. Air Force	77	184	.418
8. Wyoming	92	219	.420

Rebound Margin	Reb	OReb	+/-
1. <b>San Diego St.</b>	<b>32.6</b>	<b>26.4</b>	<b>+6.3</b>
2. BYU	35.1	29.6	+5.5
3. Utah	33.3	30.3	+3.0
4. Wyoming	32.6	31.1	+1.5
5. Colorado State	31.5	30.5	+1.0
6. UNLV	60.8	33.4	-2.6
7. New Mexico	30.1	34.1	-4.0
8. Air Force	18.6	29.3	-10.6

A/TO Margin	Ast	TO	+/-
1. New Mexico	11.4	10.3	+1.1
2. Utah	12.4	11.6	+0.8
3. BYU	13.2	12.6	+0.6
4. Air Force	11.3	11.1	+0.2
UNLV	12.3	12.1	+0.2
6. Colorado State	14.1	14.9	-0.8
7. Wyoming	12.3	13.4	-1.1
8. <b>San Diego St.</b>	<b>12.1</b>	<b>14.0</b>	<b>-1.9</b>

# 2002-03 MWC Review

SAN DIEGO STATE



BASKETBALL

## Individual All-Games Statistics

Scoring	G	FG	3FG	FT	Pts.	Avg/G
1. Douglas, Ruben, NM	28	218	94	253	783	28.0
2. Banks, Marcus, LV	32	223	41	162	649	20.3
3. Richardson, Donta, WY	32	178	62	160	578	18.1
4. Nelson, Matt, CS	31	205	0	117	527	17.0
5. Hanson, Travis, BY	32	169	36	163	537	16.8
<b>6. Bland, Tony, SD</b>	<b>30</b>	<b>180</b>	<b>20</b>	<b>113</b>	<b>193</b>	<b>16.4</b>
7. Johnson, Dalron, LV	32	171	32	122	496	15.5
8. Keller, Tim, Af	28	127	78	81	413	14.8
<b>9. Mackell, Mike, SD</b>	<b>30</b>	<b>162</b>	<b>0</b>	<b>108</b>	<b>432</b>	<b>14.4</b>
10. Nsonwu-Amadi, Uche, WY	27	145	0	93	383	14.2
11. Bigelow, Mark, BY	32	145	63	93	446	13.9
12. Greene, Brian, CS	33	173	8	105	459	13.9
13. Jacobson, Nick, UT	33	141	80	76	438	13.3
14. Frost, Tim, UT	33	156	29	82	423	12.8
15. Gerlach, Joel, AF	28	110	41	77	338	12.4
16. Araujo, Rafael, BY	32	155	3	70	383	12.0
17. Johnsen, Britton, UT	27	123	17	51	314	11.6
18. Williams, Jamaal, NM	28	130	4	52	316	11.3
19. Birley, Andy, CS	33	118	90	30	356	10.8
20. Clark, Ronnie, CS	33	130	0	91	351	10.6

Rebounding	G	Reb	RPG
1. N-Amadi, WY	27	259	9.6
2. Araujo, BY	32	286	8.9
<b>3. Sanders, SD</b>	<b>30</b>	<b>228</b>	<b>7.6</b>
4. Johnsen, UT	27	181	6.7
5. Douglas, NM	28	185	6.6
6. Edwards, LV	32	200	6.2
Johnson, LV	32	200	6.2
Greene, CS	33	204	6.2
9. Nelson, CS	31	175	5.6
10. Walters, NM	28	157	5.6
<b>12. Burns, SD</b>	<b>26</b>	<b>132</b>	<b>5.1</b>
<b>16. Mackell, SD</b>	<b>30</b>	<b>138</b>	<b>4.6</b>

FG Percentage	FG	FGA	Pct
1. Nelson, CS	205	319	.643
2. Edwards, LV	114	202	.564
3. Araujo, BY	155	278	.558
4. Clark, CS	130	236	.551
<b>5. Mackell, SD</b>	<b>162</b>	<b>297</b>	<b>.545</b>
6. N-Amadi, WY	145	275	.527
7. Gerlach, AF	110	214	.514
8. Banks, LV	223	434	.514
9. Kule, AF	88	172	.512
10. Greene, CS	173	343	.504
<b>12. Burns, SD</b>	<b>90</b>	<b>183</b>	<b>.492</b>

Assists	G	Ast.	APG
1. Banks, LV	32	175	5.47
<b>2. Moore, SD</b>	<b>30</b>	<b>122</b>	<b>4.07</b>
3. Morris, CS	33	121	3.67
<b>4. Bland, SD</b>	<b>30</b>	<b>101</b>	<b>3.37</b>
5. Birley, CS	33	103	3.12
6. Straight, WY	32	99	3.09
7. Drisdorn, UT	33	101	3.06
8. Bellairs, AF	28	78	2.79
9. Jackson, UT	29	80	2.76
10. Kugle, AF	28	76	2.71

FT Percentage	FT	FTA	Pct
1. Johnson, LV	122	140	.871
2. Jackson, UT	101	120	.842
3. Douglas, NM	253	301	.841
4. Keller, AF	81	97	.835
5. Bigelow, BY	93	112	.830
<b>15. Bland, SD</b>	<b>113</b>	<b>171</b>	<b>.661</b>

Steals	G	St	SPG
1. Banks, LV	32	91	2.84
2. Keller, AF	28	42	1.50
3. Woodberry, BY	32	46	1.44
<b>4. Moore, SD</b>	<b>30</b>	<b>43</b>	<b>1.43</b>
5. Araujo, BY	32	45	1.41
<b>9. Burns, SD</b>	<b>26</b>	<b>32</b>	<b>1.23</b>
<b>13. Bland, SD</b>	<b>30</b>	<b>33</b>	<b>1.10</b>

3FG Percentage	3FG	FGA	Pct
1. Keller, AF	78	173	.451
2. Jackson, UT	30	67	.448
3. Gerlach, AF	41	96	.427
Johnson, LV	32	75	.427
5. Jacobson, UT	80	189	.423
Birley, CS	90	213	.423
<b>9. Sir, SD</b>	<b>46</b>	<b>114</b>	<b>.404</b>
<b>12. Moore, SD</b>	<b>41</b>	<b>107</b>	<b>.383</b>

3FG Made	G	3FG	3PG
1. Douglas, NM	28	94	3.36
2. Keller, AF	28	78	2.79
3. Birley, CS	33	90	2.73
4. Jacobson, UT	33	80	2.42
5. Tindall, NM	25	53	2.12
8. Sir, SD	30	46	1.53
12. Moore, SD	30	41	1.37

Blocked Shots	G	Blks	BPG
1. Nelson, CS	31	44	1.42
2. Morris, CS	33	44	1.33
3. Johnson, LV	32	41	1.28
4. Koford, UT	33	40	1.21
5. N-Amadi, WY	27	31	1.15
<b>7. Burns, SD</b>	<b>26</b>	<b>25</b>	<b>.96</b>
<b>9. Sanders, SD</b>	<b>30</b>	<b>25</b>	<b>.83</b>

A/TO Ratio	Ast	TO Ratio	
<b>1. Moore, SD</b>	<b>122</b>	<b>70</b>	<b>1.74</b>
<b>2. Bland, SD</b>	<b>101</b>	<b>67</b>	<b>1.51</b>
3. Birley, CS	103	71	1.45
4. Drisdorn, UT	101	70	1.44
5. Banks, LV	175	126	1.39

## Individual Mountain West Statistics

Scoring	G	FG	3FG	FT	Pts.	Avg/G
1. Douglas, Ruben, NM	14	116	59	157	449	32.1
2. Banks, Marcus, LV	14	110	18	82	320	22.9
3. Richardson, Donta, WY	14	86	30	63	265	18.9
4. Hansen, Travis, BY	14	79	18	78	254	18.1
<b>5. Bland, Tony, SD</b>	<b>14</b>	<b>92</b>	<b>8</b>	<b>58</b>	<b>250</b>	<b>17.9</b>
6. Nelson, Matt, CS	14	92	0	58	242	17.3
7. Johnson, Dalron, LV	14	75	13	63	226	16.1
8. Bigelow, Mark, BY	14	71	33	42	217	15.5
9. Keller, Tim, AF	14	63	33	55	214	15.3
10. Greene, Brian, CS	14	78	6	39	201	14.4
11. Frost, Tim, UT	14	73	18	36	200	14.3
<b>Mackell, Mike, SD</b>	<b>14</b>	<b>79</b>	<b>0</b>	<b>42</b>	<b>200</b>	<b>14.3</b>
13. Nsonwu-Amadi, Uche, WY	14	70	0	54	194	13.9
14. Jacobson, Nick, UT	14	55	28	49	187	13.4
15. Straight, Jay, WY	14	51	28	53	183	13.1
Jackson, Marc, UT	14	46	21	70	183	13.1
17. Araujo, Rafael, BY	14	74	2	22	172	12.3
18. Johnsen, Britton, UT	14	60	11	26	157	11.2
19. Gerlach, Joel, AF	14	52	18	31	153	10.9
20. Williams, Jamaal, NM	14	59	1	27	146	10.4

Rebounding	G	Reb	RPG
1. N-Amadi, WY	14	126	9.0
2. Araujo, Y	14	121	8.6
3. Douglas, NM	14	101	7.2
4. Johnson, LV	14	100	7.1
5. Johnsen, UT	14	98	7.0
<b>6. Sanders, SD</b>	<b>14</b>	<b>93</b>	<b>6.6</b>
Nelson, CS	14	93	6.6
8. Edwards, LV	14	88	6.3
9. Greene, CS	14	85	6.1
10. Walters, NM	14	70	5.0
<b>11. Burns, SD</b>	<b>14</b>	<b>69</b>	<b>4.9</b>
<b>16. Mackell, SD</b>	<b>14</b>	<b>59</b>	<b>4.2</b>
<b>19. Moore, SD</b>	<b>14</b>	<b>53</b>	<b>3.8</b>

FG Percentage	FG	FGA	Pct
1. Nelson, CS	92	140	.657
2. Araujo, BY	74	130	.569
3. Frost, UT	73	132	.553
<b>4. Mackell, SD</b>	<b>79</b>	<b>146</b>	<b>.541</b>
5. Edwards, LV	43	80	.538
6. Gerlach, AF	52	97	.536
<b>7. Bland, SD</b>	<b>92</b>	<b>174</b>	<b>.529</b>
8. N-Amadi, WY	70	133	.526
9. Banks, LV	110	210	.524
<b>Burns, SD</b>	<b>55</b>	<b>105</b>	<b>.524</b>

Assists	G	Ast.	APG
1. Banks, LV	14	73	5.21
2. Jackson, UT	14	48	3.43
3. Moore, SD	14	47	3.36
4. Morris, CS	14	46	3.29
5. Straight, WY	14	45	3.21
6. Birley, CS	14	43	3.07
7. Nashif, BY	14	42	3.00
8. Tindall, NM	14	41	2.93
<b>9. Bland, SD</b>	<b>14</b>	<b>40</b>	<b>2.86</b>
10. Drisdorn, UT	14	38	2.71

FT Percentage	FT	FTA	Pct
1. Bigelow, BY	42	45	.933
2. Keller, AF	55	63	.873
3. Jacobson, UT	49	57	.860
4. Jensen, BY	36	42	.857
5. Douglas, NM	158	185	.854
<b>15. Bland, SD</b>	<b>58</b>	<b>82</b>	<b>.707</b>

Steals	G	St	SPG
1. Banks, LV	14	31	2.21
2. Walters, NM	14	23	1.64
3. Araujo, BY	14	22	1.57
<b>4. Moore, SD</b>	<b>14</b>	<b>21</b>	<b>1.50</b>
5. Edwards, LV	14	20	1.43
<b>12. Bland, SD</b>	<b>14</b>	<b>16</b>	<b>1.14</b>

3FG Percentage	3FG	FGA	Pct
1. Frost, UT	18	32	.562
2. Rottinghaus, WY	15	31	.484
3. Jackson, UT	21	44	.477
4. Gerlach, AF	18	39	.462
5. Douglas, NM	59	129	.457
<b>8. Sir, SD</b>	<b>17</b>	<b>39</b>	<b>.439</b>
<b>14. Moore, SD</b>	<b>20</b>	<b>21</b>	<b>.392</b>

3FG Made	G	3FG	3PG
1. Douglas, NM	14	59	4.21
2. Birley, CS	14	40	2.86
3. Keller, AF	14	33	2.36
Bigelow, BY	14	33	2.36
5. Richardson, WY	14	30	2.14
<b>11. Moore, SD</b>	<b>14</b>	<b>20</b>	<b>1.43</b>

Blocked Shots	G	Blks	BPG
1. Nelson, CS	14	24	1.71
2. Morris, CS	14	21	1.50
3. Johnson, LV	14	14	1.00
N-Amadi, WY	14	14	1.00
Edwards, LV	14	14	1.00
Koford, UT	14	14	1.00
<b>7. Burns, SD</b>	<b>14</b>	<b>13</b>	<b>.93</b>

A/TO Ratio	Ast	TO Ratio	
1. Nashif, BY	42	15	2.80
2. Moore, SD	47	24	1.96
3. Birley, CS	43	26	1.65
4. Jackson, UT	48	30	1.60
5. Banks, LV	73	50	1.46