


# 2006-07 Review



2002 NCAA TOURNAMENT ▶ 2003 NIT ▶ 2006 NCAA TOURNAMENT ▶ 2007 NIT



*Mohamed Abukar helped lead the Aztecs to the second round of the 2007 NIT.*

## Inside:

2006-07 Season Notes	90
Results	92
Game-By-Game Statistics	94
Miscellaneous Statistics	98
Departed Letterwinners	102
Box Scores and Recaps	104
MWC Statistics	115

# Aztecs Return to Postseason

## 06-07 Honors

- ▶ **Brandon Heath**  
All-MWC First Team  
United States Basketball Writers Association (USBWA) All-District IX Team  
National Association of Basketball Coaches (NABC) All-District 13 First Team  
MWC Player of the Week (three times)
- ▶ **Mohamed Abukar**  
All-MWC Second Team
- ▶ **Lorenzo Wade**  
All-MWC Honorable Mention
- ▶ **Jerome Habel**  
All-MWC Honorable Mention

Coming off a season in which San Diego State won the Mountain West Conference, advanced to the NCAA Tournament and recorded more than 20 victories, the 2006-07 squad posted another successful season as it won 22 games, earned a berth in the MasterCard NIT, won its second-ever Division I postseason game and set a school record in overall attendance.

### A Year to Remember

- ▶ SDSU finished the 2006-07 campaign with a record of 22-11, marking the first time in the school's Division I history that an Aztec team posted two straight 20-plus win seasons. Last year's squad followed a 2005-06 team that ended its season with a program-record 24 victories.
- ▶ With 10 Mountain West Conference victories, San Diego State turned in its second straight season in which they recorded double-digit league wins for the first time in school history. It also marked the second time, joining the 2005-06 team, SDSU recorded a winning record in conference play since the 1984-85 team went 11-5.
- ▶ Last season marked the ninth time a Steve Fisher-coached team has recorded 20 or more wins. The 22 wins in 2006-07 is the second-highest total SDSU has reached under Fisher in his eight seasons on Montezuma Mesa.
- ▶ San Diego State returned to the post-season for the second straight campaign marking the third time in the Aztecs' Division I history and the second time during Steve Fisher's tenure. SDSU's berth in the MasterCard NIT was the second for Fisher on The Mesa with both appearances coming after an invitation to the NCAA Tournament the year before.



San Diego State, which advanced to the second round of the MasterCard NIT, played in front of 26,752 fans at Syracuse. The Carrier Dome crowd was the largest in NIT history.



Mohamed Abukar earned second-team all-Mountain West honors for the second straight year in 2006-07.

▶ The Aztecs claimed their second post-

season victory in school history when they defeated Missouri State in the first round of the NIT. The win was also the program's first road postseason victory in the Division I era.

▶ San Diego State, which welcomed back four starters, made it eight-for-eight for Steve Fisher when he returns at least four starters from the year before when the 2007 squad advanced to the MasterCard NIT. The team also became the sixth group among the eight to have come away with a victory in the postseason.

▶ SDSU was dominant at home for the second year in a row as it went 14-2 inside Cox Arena. The 14 wins are the most in arena history and the most at home since the 1982-83 team won 14 as well. In the school's Division I history, last season's home win total is second only to the 16 victories the 1981-82 squad recorded.


▶ The Aztecs opened the campaign by running off eight straight wins match-

ing the 1984-85 squad for the best start in SDSU's Division I history. More impressive is the fact that the 8-0 start was the best a Fisher-led team has opened a season in his career as a head coach.

### Four Aztecs Earn Postseason Awards

San Diego State matched a school record by having four players honored by the Mountain West Conference at seasons end.

Brandon Heath, who scored in double figures and earned the starting nod in every game, was named to the MWC first team for the second straight season. With the honor, the four-year starter became the first Aztec in school history to garner all-league recognition four years in a row. Not only did he receive conference recognition, he also attracted regional and national attention as he was



*Brandon Heath became the all-time leader in career points scored at San Diego State and in the Mountain West Conference.*

named to the United States Basketball Writers Association (USBWA) All-District IX and National Association of Basketball Coaches (NABC) All-District 13 teams.

Classmate Mohamed Abukar joined Heath as a multiple conference honoree as he was voted to the MWC second team for the second straight year. The San Diego native scored in double figures in 13 of the 15 MWC games in which he played and posted two of his three double-doubles during league play.

Lorenzo Wade, a newcomer to the Mountain West, earned all-conference honorable mention accolades after averaging 10.1 points and a team-high 6.1 rebounds during the league slate. He quickly became known for his defensive prowess as he was racking up blocked shots and steals en route to becoming one of the MWC's toughest defenders.

Another newcomer, Jerome Habel, joined Wade on the list of honorable mention athletes after posting averages of 11.3 points and 5.4 rebounds and tying Wade for the team lead in blocked shots with 23 in MWC play.

San Diego State previously had four players honored for their conference work in 2003 and 2004.

## Heath Becomes SDSU and MWC Scoring Leader

Brandon Heath certainly left his

footprint on the Mountain West Conference and San Diego State last season as he became the most prolific scorer in the history of the league and the school.

The Los Angeles native found himself atop the Mountain West scoring list during the non-conference season in a home game against Loyola Marymount. Heath moved past New Mexico's Ruben Douglas (1,782 points) after he connected on a three-point field goal in the second half of San Diego State's victory over the Lions. Two weeks later Heath found himself in position to break Michael Cage's school record for points scored (1,846 points) in the conference opener vs. Wyoming at Cox Arena. Needing 17 points to become the premier scorer at SDSU, Heath nailed a fall-away jumper in the second half to etch his name atop the school's scoring chart.

The four-time letterwinner finished his career with 2,128 points.

## Posting Some of the Biggest Victories in School History

With victories over Air Force, UNLV and Brigham Young, one could make a case that those three wins were among the best in school history. Since RPI data has been available beginning with the 1993-94 season, San Diego State's wins were three of the highest RPI teams the Aztecs have defeated in the last 14 years.

The three victories against top-25 RPI squads made San Diego State one of two schools nationally to defeat three such teams in the month of February.

## Fisher Wins Career Game No. 300

Steve Fisher recorded his 300th career win on Dec. 30, 2006, with the Aztecs' victory over Lafayette at Cox Arena. The national championship head coach ended the year with 311 career wins with 127 of those coming while at San Diego State.

## Aztecs Set School Record for Attendance

San Diego State established school records in both total and average

home attendance during the 2006-07 campaign. For their 16 games played at Cox Arena, the Aztecs drew a total of 125,135 fans for an average of 7,821 per game.

In its 16 home contests, SDSU went 14-2 to tie the 1982-83 squad for the second-most home victories in one season. San Diego State's two defeats were also the second-fewest in one season, something that has been done on Montezuma Mesa five previous times.

The 2006-07 edition of the Aztecs broke the program record which was previously held by the 2002-03 team. That season, SDSU played 17 home games, compiled a record of 11-6 and drew 121,926 fans to Cox Arena, while averaging 7,172 each contest.

According to NCAA, San Diego State ended the season ranked 71st in average attendance among Division I schools, marking its second-highest finish, trailing only the '02-03 team's No. 69 ranking. Within the state of California, the Aztecs finished with the fourth-highest average out of 23 Division I schools behind only Fresno State (33rd), UCLA (42nd) and California (65th).

## National Exposure

The Aztecs were once again a major draw for network television as they were featured on national television a school-record 10 times. On four different occasions VERSUS and CSTV each selected San Diego State games to broadcast across the nation. SDSU's final pair of national games came during the MasterCard NIT when ESPN picked up the Aztecs' postseason contests.



*In his first year in an Aztec uniform, Lorenzo Wade garnered all-MWC honorable mention accolades.*

## 06-07 Records

### ▶ SDSU Team Single-Season Record

Most Games Played  
33

Longest Winning Streak  
8

Highest Average Home Attendance  
7,821

Most Blocked Shots  
134

### ▶ SDSU Team Single-Game MWC Record

Fewest Points Allowed  
41 vs. Air Force (2-6-07)

Rebounds  
50 at New Mexico (2-20-07)

Most Field Goals  
34 vs. Brigham Young (2-24-07)

Most Assists  
21 at New Mexico (2-20-07)

# 2006-07 Results



2002 NCAA TOURNAMENT ▶ 2003 NIT ▶ 2006 NCAA TOURNAMENT ▶ 2007 NIT

## 2006-07 Game-By-Game Results

**Record: 22-11** (Home: 14-2, Away: 6-8, Neutral: 2-1); **Mountain West Conference: 10-6** (Home: 7-1, Away: 3-5)

SDSU			San Diego State High							
Date	NR	Opponent (Opp NR)	SDSU Result	W-L	Record	MWC	Scorer	Rebounder	Assists	Attendance
Nov. 10	rv/rv	~vs. Murray State (:00.0)	W 87-84	W1	1-0		Heath-27	Heath-5	Williams-8	2,100
Nov. 11	rv/rv	~at Saint Mary's	W 74-73	W2	2-0		Abukar-21	Abukar-7	Heath-6	2,056
Nov. 12	rv/rv	~vs. Seattle Pacific	W 76-73	W3	3-0		Abukar-22	Spain-11	Abukar-4	1,627
Nov. 15	rv/rv	UC SAN DIEGO	W 84-48	W4	4-0		Heath-18	Wade-7	Wade-5	6,017
Nov. 18	rv/rv	CALIFORNIA	W 86-79	W5	5-0		Habel-23	Abukar/Habel-7	Heath-7	8,028
Nov. 21	rv/rv	UC RIVERSIDE	W 79-45	W6	6-0		Spain-18	Habel-10	Williams-8	5,988
Nov. 25	rv/rv	at UC Santa Barbara	W 76-72	W7	7-0		Heath-29	Abukar-9	Williams-5	1,267
Nov. 29	rv/rv	SAN DIEGO	W 79-76	W8	8-0		Abukar-22	Abukar-7	Heath-4	9,075
Dec. 2	rv/rv	at Western Michigan	L 73-84	L1	8-1		Abukar-17	Wade-8	Williams-4	3,218
Dec. 9	rv/rv	#ARIZONA (14/15)	L 48-69	L2	8-2		Heath-14	Habel/Williams-7	Williams-4	(c) 12,414
Dec. 12		CAMPBELL	W 119-82	W1	9-2		Wade-21	Abukar-7	Heath-7	4,779
Dec. 16		LOYOLA MARYMOUNT	W 74-63	W2	10-2		Heath-25	Habel-9	Williams-6	6,033
Dec. 21		at Washington State (rv/rv)	L 54-64	L1	10-3		Heath-20	Habel-6	Heath/Spain-2	5,872
Dec. 30		LAFAYETTE	W 78-68	W1	11-3		Abukar-26	Habel-10	Williams-8	5,881
Jan. 3		*WYOMING (:04.9)	L 65-66	L1	11-4	0-1	Heath-26	four with-6	Williams-6	6,874
Jan. 6		*at Brigham Young	L 58-80	L2	11-5	0-2	Heath-13	Abukar-7	Thomas-4	9,290
Jan. 13		*COLORADO STATE	W 81-76	W1	12-5	1-2	Spain-22	Wade-9	Heath/Williams-6	6,344
Jan. 17		*NEW MEXICO	W 73-68	W2	13-5	2-2	Heath-16	Wade-12	Williams-7	6,761
Jan. 20		*at Air Force (13/11)	L 51-56	L1	13-6	2-3	Habel/Heath-15	Heath/Wade-7	Heath/Wms.-3	(c) 6,223
Jan. 23		*at UNLV (rv/rv)	L 61-68	L2	13-7	2-4	Heath-20	Wade-11	Heath/Williams-2	10,881
Jan. 27		*UTAH	W 63-53	W1	14-7	3-4	Habel-17	Wade-7	Wade/Williams-5	7,598
Jan. 31		*at TCU	W 76-71	W2	15-7	4-4	Heath-22	Heath-10	Heath-6	3,339
Feb. 6		*AIR FORCE (15/13)	W 62-41	W3	16-7	5-4	Abukar-16	Abukar/Habel-8	Heath-6	9,231
Feb. 10		*at Colorado State	W 81-66	W4	17-7	6-4	Abukar-19	Abukar-10	Williams-6	4,757
Feb. 13	--/rv	*UNLV (rv/rv)	W 67-52	W5	18-7	7-4	Heath-16	Spain-8	Williams-5	9,006
Feb. 17	--/rv	*at Wyoming	L 71-80	L1	18-8	7-5	Heath-22	Habel-9	Heath-4	6,882
Feb. 20		*at New Mexico	W-ot 81-74	W1	19-8	8-5	Heath-30	Habel-12	Wade-8	11,843
Feb. 24		*BRIGHAM YOUNG (21/22)	W 86-74	W2	20-8	9-5	Heath-30	Heath-7	Heath-7	(c) 12,414
Feb. 27	--/rv	*at Utah	L 68-74	L1	20-9	9-6	Abukar-24	Abukar-10	Williams-7	9,036
Mar. 3	--/rv	*TCU	W 56-51	W1	21-9	10-6	Abukar/Heath-12	Spain-9	Wade/Williams-4	8,692
Mar. 8		^vs. (6) Colorado State (QF)	L 64-69	L1	21-10		Heath-20	Habel-7	Wade-9	10,925
Mar. 14		%at (3) Missouri State (1R):05.3	W 74-70	W1	22-10		Heath-26	Habel-10	Williams-5	4,234
Mar. 19		%at (2) Syracuse (rv/rv)(2R)	L 64-80	L1	22-11		Wade-16	Wade/Williams-8	Heath-7	26,752

Caps denotes home game. ~ - Shamrock Invitational (Moraga, Calif.). # - San Diego SLAM. \* - Indicates Mountain West Conference Game. ` - Game played at Key Arena (Seattle, Wash.). ^ - Mountain West Conference Championships (Thomas & Mack Center; Las Vegas, Nev.). % - MasterCard NIT. c - Indicates capacity crowd. SDSU NR - Indicates San Diego State's national rankings in the *Associated Press* and *ESPN/USA Today* coaches polls at gametime. Opponent national ranking listed after opponent name (*Associated Press* and *ESPN/USA Today* coaches polls at gametime). Time to the right of opponent indicates time of the game-winning shot when less than 10 seconds remained. 1R - First Round; QF - Quarterfinal; SF - Semifinal; CH - Championship. 3P - Third-Place Game. Opponent seed listed left of team name. c - indicates capacity crowd.

## 2006-07 Attendance

	G	W-L	Total	Average	High
Home	16	14-2	125,135	7,821	12,414 vs. Brigham Young (Feb. 24) and Arizona (Dec. 9)
Mountain West	8	7-1	66,920	8,365	12,414 vs. Brigham Young (Feb. 24)
Away	14	6-8	105,650	7,546	26,752 at Syracuse (Mar. 19)
Mountain West	8	3-5	62,251	7,781	11,843 at New Mexico (Feb. 20)
Neutral	3	2-1	14,652	4,884	10,925 vs. Colorado State (Mar. 8)
Total	33	22-11	245,437	7,437	26,752 at Syracuse (Mar. 19)
Mountain West	16	10-6	129,171	8,073	12,414 vs. Brigham Young (Feb. 24)

# 2006-07 Statistics



2002 NCAA TOURNAMENT ▶ 2003 NIT ▶ 2006 NCAA TOURNAMENT ▶ 2007 NIT

## 2006-07 Individual Statistics - All Games

No.	Player	GPGS	Min	Avg	TOTAL		3-PTS		FT-FTA	Pct	REBOUNDS				PF	FO	A	TO	Blk	Stl	Pts	Avg	
					FG-FGA	Pct	3FG-FGA	Pct			Off	Def	Tot	Avg									
01	HEATH, Brandon	33	33	1217	36.9	225-534	.421	87-247	.352	100-134	.746	29	98	127	3.8	54	0	120	104	2	64	637	19.3
34	ABUKAR, Mohamed	32	30	1061	33.2	185-392	.472	19-63	.302	116-140	.829	44	141	185	5.8	83	3	51	69	19	15	505	15.8
31	WADE, Lorenzo	33	24	1037	31.4	143-303	.472	19-73	.260	41-58	.707	43	131	174	5.3	63	1	85	76	39	62	346	10.5
04	HABEL, Jerome	29	22	852	29.4	137-230	.596	0-1	.000	41-78	.526	66	115	181	6.2	65	2	24	48	41	18	315	10.9
03	WILLIAMS, Richie	33	32	1123	34.0	73-165	.442	38-83	.458	47-63	.746	29	104	133	4.0	93	1	151	100	3	69	231	7.0
33	SPAIN, Kyle	31	18	734	23.7	64-161	.398	16-49	.327	60-83	.723	52	90	142	4.6	62	1	29	42	14	35	204	6.6
02	JOHNSON, Jer'Vaughn	31	1	260	8.4	29-50	.580	0-1	.000	17-34	.500	24	34	58	1.9	42	0	3	27	4	3	75	2.4
05	PASTOREK, Jon	23	0	136	5.9	13-27	.481	6-14	.429	3-4	.750	6	12	18	0.8	17	0	7	8	1	1	35	1.5
30	LAMB, Chris	21	4	131	6.2	13-22	.591	0-0	.000	3-10	.300	4	14	18	0.9	17	0	7	6	8	2	29	1.4
00	HOERNER, Brett	2	0	20	10.0	3-5	.600	0-0	.000	1-2	.500	0	4	4	2.0	2	0	0	3	2	0	7	3.5
21	THOMAS, Matt	2	1	30	15.0	1-1	1.000	0-0	.000	1-2	.500	1	2	3	1.5	3	0	4	3	1	2	3	1.5
10	MARTIN, Brandon	9	0	20	2.2	1-4	.250	0-1	.000	0-0	.000	1	4	5	0.6	0	0	2	1	0	0	2	0.2
20	VELASQUEZ, David	4	0	4	1.0	0-2	.000	0-2	.000	0-0	.000	0	0	0	0.0	0	0	0	0	0	0	0	0.0
TEAM												40	50	90	2.7	0		5					
SDSU TOTALS		33				887-1896	.468	185-534	.346	430-608	.707	339	799	1138	34.5	501	8	483	492	134	271	2389	72.4
OPPONENTS		33				842-1953	.431	237-721	.329	328-494	.664	386	746	1132	34.3	585	17	459	525	107	220	2249	68.2

SCORE BY PERIODS:	1st	2nd	OT	2OT	Total
SAN DIEGO STATE	1,114	1,264	11		2,389
OPPONENTS	1,007	1,238	4		2,249

## 2006-07 Individual Statistics - Mountain West Conference Games

No.	Player	GPGS	Min	Avg	TOTAL		3-PTS		FT-FTA	Pct	REBOUNDS				PF	FO	A	TO	Blk	Stl	Pts	Avg	
					FG-FGA	Pct	3FG-FGA	Pct			Off	Def	Tot	Avg									
01	HEATH, Brandon	16	16	598	37.4	106-268	.396	37-122	.303	49-66	.742	15	52	67	4.2	28	0	63	52	2	26	298	18.6
34	ABUKAR, Mohamed	15	13	500	33.3	85-190	.447	6-32	.188	51-59	.864	23	59	82	5.5	40	1	22	27	10	7	227	15.1
04	HABEL, Jerome	16	12	450	28.1	78-133	.586	0-0	.000	24-40	.600	30	56	86	5.4	32	1	8	20	23	12	180	11.3
31	WADE, Lorenzo	16	16	552	34.5	66-151	.437	8-32	.250	21-35	.600	25	73	98	6.1	28	1	46	39	23	36	161	10.1
03	WILLIAMS, Richie	16	15	544	34.0	35-86	.407	19-43	.442	23-29	.793	15	41	56	3.5	44	0	70	33	0	35	112	7.0
33	SPAIN, Kyle	16	7	366	22.9	29-75	.387	6-22	.273	24-36	.667	31	44	75	4.7	29	0	11	20	6	15	88	5.5
02	JOHNSON, Jer'Vaughn	14	0	98	7.0	8-20	.400	0-0	.000	2-9	.222	11	15	26	1.9	21	0	0	7	4	1	18	1.3
05	PASTOREK, Jon	12	0	58	4.8	3-9	.333	1-4	.250	0-0	.000	3	8	11	0.9	9	0	2	4	0	0	7	0.6
30	LAMB, Chris	8	0	23	2.9	3-4	.750	0-0	.000	0-0	.000	1	3	4	0.5	4	0	0	0	0	0	6	0.8
21	THOMAS, Matt	2	1	30	15.0	1-1	1.000	0-0	.000	1-2	.500	1	2	3	1.5	3	0	4	3	1	2	3	1.5
20	VELASQUEZ, David	3	0	3	1.0	0-2	.000	0-2	.000	0-0	.000	0	0	0	0.0	0	0	0	0	0	0	0	0.0
10	MARTIN, Brandon	4	0	3	0.8	0-1	.000	0-1	.000	0-0	.000	0	0	0	0.0	0	0	0	0	0	0	0	0.0
TEAM												18	25	43	2.7	0		3					
SDSU TOTALS		16				414-940	.440	77-258	.298	195-276	.707	173	378	551	34.4	238	3	226	208	69	134	1100	68.8
OPPONENTS		16				392-915	.428	112-335	.334	154-234	.658	182	390	572	35.8	272	7	222	254	57	89	1050	65.6

SCORE BY PERIODS:	1st	2nd	OT	2OT	Total
SAN DIEGO STATE	495	594	11		1,100
OPPONENTS	458	588	4		1,050

# 2006-07 Statistics



2002 NCAA TOURNAMENT ▶ 2003 NIT ▶ 2006 NCAA TOURNAMENT ▶ 2007 NIT

## 2006-07 Team Statistics - Game-By-Game

Opponent	Site/Date	FG-FGA	Pct	3P-3PA	Pct	FT-FTA	Pct	Off-Def	Tot	PF	AT	TO	BS	ST	1st-2nd	Pts
SDSU	N	29-57	.509	8-16	.500	21-25	.840	14-13	27	14	13	21	2	8	41-46	87
vs Murray State	11/10	32-54	.593	11-21	.524	9-9	1.000	9-15	24	25	15	24	4	8	34-50	84
SDSU	A	30-64	.469	3-6	.500	11-14	.786	9-25	34	20	13	11	4	11	35-39	74
at Saint Mary's	11/11	28-69	.406	8-26	.308	9-16	.563	21-28	49	16	12	18	10	5	39-34	73
SDSU	N	23-45	.511	7-13	.538	23-28	.511	6-31	37	13	9	16	1	4	34-42	76
vs. Seattle Pacific	11/12	28-66	.424	11-36	.306	6-9	.667	8-19	27	20	16	10	0	7	34-39	73
at SDSU	H	28-46	.609	9-11	.818	19-26	.731	10-30	40	11	17	15	9	7	41-43	84
UC San Diego	11/15	18-63	.286	8-30	.267	4-4	1.000	15-12	27	18	11	15	4	8	14-34	48
at SDSU	H	34-56	.607	5-12	.417	13-18	.722	8-26	34	15	18	17	6	7	30-56	86
California	11/18	31-63	.492	8-17	.471	9-13	.692	8-16	24	17	11	13	3	5	31-48	79
at SDSU	H	30-57	.526	7-15	.467	12-19	.632	10-32	42	13	17	19	4	12	45-34	79
UC Riverside	11/21	18-54	.333	4-17	.235	5-9	.556	6-21	27	17	7	20	1	9	20-25	45
SDSU	A	27-55	.491	5-11	.455	17-26	.654	12-20	32	17	13	13	3	8	29-47	76
at UCSB	11/25	27-53	.509	5-16	.313	13-17	.765	9-20	29	23	14	17	2	6	31-41	72
at SDSU	H	29-61	.475	3-13	.231	18-22	.818	13-24	37	17	13	15	1	8	41-38	79
San Diego	11/29	29-62	.468	8-25	.320	10-19	.526	15-21	36	21	18	19	1	4	40-36	76
SDSU	A	26-59	.441	8-21	.381	13-23	.565	13-25	38	23	14	22	2	5	39-34	73
at Western Mich.	12/2	28-62	.452	7-22	.318	21-32	.656	12-22	34	22	13	12	4	16	44-40	84
at SDSU	H	21-64	.328	5-25	.200	1-4	.250	13-21	34	12	13	14	1	6	22-26	48
(14/15) Arizona	12/9	28-60	.467	7-17	.412	6-10	.600	12-31	43	12	13	13	4	6	38-31	69
at SDSU	H	48-69	.696	10-19	.526	13-14	.929	8-29	37	16	33	20	4	8	58-61	119
Campbell	12/12	32-75	.427	11-35	.314	7-14	.500	17-13	30	17	14	21	0	11	42-40	82
at SDSU	H	26-51	.510	8-19	.421	14-18	.778	8-32	40	20	15	24	6	5	35-39	74
Loyola Marymount	12/16	20-61	.328	6-20	.300	17-25	.680	10-19	29	21	14	12	0	8	25-38	63
SDSU	A	18-40	.450	5-13	.385	13-17	.765	2-24	26	16	7	20	2	6	33-21	54
at (rv/rv) Wash. St.	12/21	24-57	.421	4-19	.211	12-16	.750	10-21	31	14	14	9	3	10	23-41	64
at SDSU	H	29-60	.483	6-18	.333	14-23	.609	11-24	35	9	15	13	7	12	39-39	78
Lafayette	12/30	26-62	.419	8-28	.286	8-11	.727	13-21	34	20	15	19	1	6	36-32	68
at SDSU	H	22-64	.344	3-18	.167	18-20	.900	12-23	35	12	12	10	2	8	35-30	65
Wyoming	1/3	28-62	.452	5-18	.278	5-10	.500	13-30	43	18	13	18	5	3	30-36	66
SDSU	A	20-50	.400	4-11	.364	14-27	.519	9-19	28	19	9	21	6	10	23-35	58
at Brigham Young	1/6	27-57	.474	8-17	.471	18-27	.667	15-28	43	23	17	21	11	7	35-45	80
at SDSU	H	27-51	.529	6-13	.462	21-24	.875	7-22	29	16	17	14	3	4	41-40	81
Colorado State	1/13	30-61	.492	8-23	.348	8-12	.667	11-18	29	20	13	13	3	5	41-35	76
at SDSU	H	28-61	.459	8-20	.400	9-16	.563	16-21	37	8	19	13	2	10	28-45	73
New Mexico	1/17	28-55	.509	8-21	.381	4-8	.500	9-17	26	13	18	15	0	6	24-44	68
SDSU	A	21-53	.396	3-20	.150	6-10	.600	8-24	32	18	9	9	2	6	17-34	51
at (13/11) Air Force	1/20	16-41	.390	9-26	.346	15-20	.750	4-27	31	13	13	11	2	3	23-33	56
SDSU	A	27-60	.450	5-16	.313	2-7	.286	15-25	40	21	7	17	7	3	25-36	61
at (rv/rv) UNLV	1/23	23-64	.359	8-22	.364	14-20	.700	20-23	43	13	15	10	6	9	23-45	68
at SDSU	H	23-51	.451	0-7	.000	17-22	.773	8-20	28	15	14	11	6	10	25-38	63
Utah	1/27	19-51	.373	7-22	.318	8-10	.800	11-21	32	22	10	21	3	6	25-28	53
SDSU	A	29-61	.475	4-12	.333	14-19	.737	8-25	33	17	17	11	6	9	40-36	76
at TCU	1/31	25-64	.391	9-25	.360	12-21	.571	18-25	43	19	19	18	4	5	34-37	71
at SDSU	H	24-51	.471	5-16	.313	9-11	.818	8-27	35	12	15	12	5	6	24-38	62
(15/13) Air Force	2/6	17-47	.362	3-19	.158	4-6	.667	3-20	23	14	10	13	0	4	16-25	41
SDSU	A	30-63	.476	6-17	.353	15-17	.882	9-30	39	10	17	16	6	9	38-43	81
at Colorado State	2/10	27-67	.403	5-16	.313	7-12	.583	12-25	37	19	14	15	1	11	34-32	66
at SDSU	H	26-67	.388	8-20	.400	7-8	.875	18-20	38	10	15	7	7	12	37-30	67
(rv/rv) UNLV	2/13	21-57	.368	6-22	.273	4-6	.667	16-24	40	9	5	17	4	4	19-33	52

# 2006-07 Statistics



2002 NCAA TOURNAMENT ▶ 2003 NIT ▶ 2006 NCAA TOURNAMENT ▶ 2007 NIT

REVIEW ▶ 2006-07 STATISTICS

## 2006-07 Team Statistics - Game-By-Game

Opponent	Site/Date	FG-FGA	Pct	3P-3PA	Pct	FT-FTA	Pct	Off-Def	Tot	PF	AT	TO	BS	ST	1st-2nd	Pts
SDSU	A	24-59	.407	4-15	.267	19-30	.633	9-21	30	21	7	13	1	9	33-38	71
at Wyoming	2/17	27-53	.509	4-12	.333	22-32	.688	10-32	42	23	17	16	6	7	37-43	80
SDSU	A	29-65	.446	8-25	.320	15-20	.750	14-36	50	17	21	19	8	9	33-37-11	81
at New Mexico	2/20	28-76	.368	9-33	.273	9-15	.600	16-26	42	18	16	14	5	7	33-37-4	74
at SDSU	H	34-59	.576	1-9	.111	17-23	.739	6-22	28	14	17	11	0	12	43-43	86
(21/22) BYU	2/24	26-58	.448	10-23	.435	12-15	.800	11-19	30	20	13	19	2	6	25-49	74
SDSU	A	28-58	.483	7-18	.389	5-9	.556	6-23	29	20	16	14	3	8	19-49	68
at Utah	2/27	29-52	.558	6-16	.375	10-17	.588	5-27	32	13	15	15	3	3	32-42	74
at SDSU	H	22-67	.328	5-21	.238	7-13	.538	20-20	40	8	14	10	5	9	34-22	56
TCU	3/3	21-50	.420	7-20	.350	2-3	.667	8-28	36	15	14	18	2	3	27-24	51
vs. SDSU (MWC-QF)	N	25-56	.446	7-24	.292	7-13	.538	9-16	25	16	20	13	4	10	30-34	64
Colorado State	3/8	27-53	.509	3-9	.333	12-18	.667	12-24	36	16	12	17	3	5	31-38	69
SDSU (NIT-1R)	A	27-52	.519	6-19	.316	14-20	.700	10-26	36	20	13	23	4	12	34-40	74
at Missouri State	3/14	22-58	.379	7-23	.304	19-26	.731	13-18	31	18	17	17	1	11	29-41	70
SDSU (NIT-2R)	A	23-64	.359	6-21	.286	12-22	.545	10-23	33	11	14	8	5	8	33-31	64
at Syracuse	3/19	32-66	.485	9-25	.360	7-12	.583	14-35	49	16	21	15	9	6	38-42	70

## 2006-07 Win/Loss Margin

	1	2	3	4	5	6	7	8	9	10	11	12	13	14	15	16	17	18	19	20	21	22	23	24	25	34	36	37
Win	1		3	2	4		2			2	1	1			2						1					1	1	1
Loss	1				2	1	1		1	1	1					1					1	1						

## 2006-07 Efficiency Ratings

The National Basketball Association uses a formula to rank the most efficient players in the league. The formula is efficiency = (PTS + REB + AST + STL + BLK) - ((FGA - FGM) + (FTA - FTM) + TO). Below are San Diego State's efficiency ratings for the 2006-07 season.

SEASON EFFICIENCY POINTS	SEASON EFFICIENCY POINTS PER MINUTE	MWC EFFICIENCY POINTS
Brandon Heath .....503	Jerome Habel .....0.471	Lorenzo Wade .....226
Mohamed Abukar .....475	Mohamed Abukar .....0.448	Brandon Heath .....225
Lorenzo Wade .....453	Lorenzo Wade .....0.437	Jerome Habel .....218
Jerome Habel .....401	Brandon Heath .....0.413	Mohamed Abukar .....208
Richie Williams .....379	<b>TEAM AVERAGE .....0.402</b>	Richie Williams .....183
Kyle Spain .....262	Kyle Spain .....0.357	Kyle Spain .....117
Jer'Vaughn Johnson .....78	Brett Hoerner .....0.350	Jer'Vaughn Johnson .....23
Chris Lamb .....42	Richie Williams .....0.337	Jon Pastorek .....10
Jon Pastorek .....39	Chris Lamb .....0.321	Chris Lamb .....9
Matt Thomas .....9	Jer'Vaughn Johnson .....0.300	Matt Thomas .....9
Brett Hoerner .....7	Matt Thomas .....0.300	Brandon Martin .....-1
Brandon Martin .....5	Jon Pastorek .....0.287	David Velasquez .....-1
David Velasquez .....-1	Brandon Martin .....0.250	<b>TEAM TOTAL .....1,226</b>
<b>TEAM TOTAL .....2,652</b>	David Velasquez .....0.250	

## 2006-07 Hockey +/- Ratings

Hockey +/- tracks the team score while the player is on the court (total points team scored while on the court-total points team allowed while on the court).

HOCKEY +/- POINTS	HOCKEY +/- POINTS PER MINUTE	MWC HOCKEY +/- POINTS
Mohamed Abukar .....+140	Brett Hoerner .....+0.550	Jerome Habel .....+77
Lorenzo Wade .....+132	Chris Lamb .....+0.137	Brandon Heath .....+55
Richie Williams .....+132	Mohamed Abukar .....+0.132	Mohamed Abukar .....+51
Brandon Heath .....+129	Jerome Habel .....+0.131	Lorenzo Wade .....+48
Jerome Habel .....+112	Lorenzo Wade .....+0.127	Richie Williams .....+37
Kyle Spain .....+43	Richie Williams .....+0.118	Kyle Spain .....+16
Chris Lamb .....+18	<b>TEAM AVERAGE .....+0.106</b>	Jer'Vaughn Johnson .....0
Jer'Vaughn Johnson .....+15	Brandon Heath .....+0.106	David Velasquez .....-4
Brett Hoerner .....+11	Kyle Spain .....+0.059	Brandon Martin .....-6
Brandon Martin .....-3	Jer'Vaughn Johnson .....+0.058	Matt Thomas .....-10
David Velasquez .....-5	Jon Pastorek .....-0.103	Chris Lamb .....-16
Matt Thomas .....-10	Brandon Martin .....-0.150	Jon Pastorek .....-23
Jon Pastorek .....-14	Matt Thomas .....-0.333	<b>TEAM TOTAL .....+50</b>
<b>TEAM TOTAL .....+140</b>	David Velasquez .....-1.250	

AZTEC BASKETBALL MEDIA GUIDE

# 2006-07 Statistics



2002 NCAA TOURNAMENT ▶ 2003 NIT ▶ 2006 NCAA TOURNAMENT ▶ 2007 NIT

## 2006-07 Individual Game-By-Game (Points/Rebounds/Assists)

	00	1	2	3	4	5	10	21	30	31	32	33	34
	Brett	Brandon	Jer'Vaughn	Richie	Jerome	Jon	Brandon	Matt	Chris	Lorenzo	David	Kyle	Mohamed
Opponent	Hoerner	Heath	Johnson	Williams	Habel	Pastorek	Martin	Thomas	Lamb	Wade	Velasquez	Spain	Abukar
~ vs. Murray State	TS	27/5/3*	5/4/0	8/3/8*	TS	0/0/0	CD	INJ	6/2/0*	11/4/1*		15/4/1	15/1/0*
~ at. Saint Mary's	TS	20/5/6*	8/5/0	6/3/5*	TS	0/0/0	0/0/0	INJ	0/1/0	12/2/1*		7/5/1*	21/7/0*
~ vs. Seattle Pacific	TS	20/4/2*	2/2/0	12/3/3*	TS	0/0/0	CD	INJ	0/0/0	14/4/0*		6/11/0*	22/10/4*
UC SAN DIEGO	3/2/0	18/6/1*	6/3/1	11/3/4*	TS	13/1/0	0/5/1	INJ	6/4/2*	15/7/5*		CD	12/6/3*
CALIFORNIA	CD	19/2/7*	0/0/0	2/4/4*	23/7/0	CD	CD	INJ	4/2/1*	8/4/2		8/5/1*	22/7/3*
UC RIVERSIDE	4/2/0	13/4/2*	9/3/0	6/4/8*	6/10/2*	5/1/2	0/0/0	INJ	3/2/1	6/6/1		18/4/1*	9/5/0*
at UC Santa Barbara	CD	29/4/2*	0/0/0	2/5/5*	14/7/1*	CD	CD	INJ	0/1/0	13/1/1		4/4/2*	14/9/1*
SAN DIEGO	CD	21/3/4*	0/2/0	8/5/2*	2/6/3*	CD	CD	INJ	0/1/0	14/6/1		12/4/0*	22/7/3*
at Western Michigan	CD	13/1/3*	3/2/0	12/6/4*	14/7/3*	0/0/0	0/0/0	INJ	0/0/0	12/8/2		2/6/1*	17/5/1*
#(14/15) ARIZONA	CD	14/4/2*	0/0/1	4/7/4*	9/7/1*	CD	CD	INJ	2/0/1	5/3/2		7/5/1*	7/6/1*
CAMPBELL	CD	19/2/7*	17/6/1	15/1/6*	12/6/2*	4/2/2	2/0/1	INJ	2/1/1	21/4/4		8/4/5*	19/7/4*
LOYOLA MARYMOUNT	CD	25/4/4*	1/4/0	3/3/6*	8/9/0	CD	CD	INJ	0/0/0*	7/6/1		13/2/1*	17/7/3*
at (rv/rv) Washington State	CD	20/4/2*	0/0/0*	5/4/1*	8/6/1	CD	CD	INJ	CD	7/4/1		5/2/2*	12/4/0*
LAFAYETTE		20/5/1*	3/0/0	8/8/8*	7/10/2*	3/1/0	CD	INJ	CD	11/3/3*		INJ	26/6/1*
*WYOMING		26/6/3*	0/1/0	5/6/6*	8/1/0*	0/0/0	CD	2/1/0	CD	5/6/0*		4/5/1	15/6/2*
*at Brigham Young		13/5/3*	0/5/0	7/3/1	12/2/0	0/0/0	CD	1/2/4*	CD	9/1/1*		4/1/0*	12/7/0*
*COLORADO STATE		15/1/6*	CD	7/4/6*	5/3/1	3/3/0	CD	INJ	CD	13/9/2*		22/5/0*	16/4/2*
*NEW MEXICO		16/3/4*	CD	12/4/7*	11/4/1*	0/2/1	CD	INJ	CD	13/12/4*		7/8/1*	14/4/1
*at (13/11) Air Force		15/7/3*	2/0/0	0/1/3*	15/5/0	0/0/0	CD	INJ	CD	11/7/1*		2/6/0*	6/4/2*
*at (rv/rv) UNLV		20/3/2*	0/3/0	9/5/2*	9/7/0*	4/5/1	CD	INJ	4/1/0	11/11/1*	DND	4/4/1*	INJ
*UTAH		14/2/1*	0/0/0	6/3/5*	17/4/0	0/0/0	CD	INJ	0/1/0	12/7/5*	CD	2/3/1*	12/4/2*
*at TCU		22/10/6*	4/1/0	5/2/2*	6/4/1*	0/0/0	CD	INJ	0/0/0	19/6/4*	CD	3/5/4*	17/1/0
*(15/13) AIR FORCE		14/3/6*	0/1/0	6/2/4*	11/8/0*	0/1/0	0/0/0	INJ	2/1/0	5/5/3*	0/0/0	8/4/0	16/8/2*
*at Colorado State		14/2/5*	3/1/0	18/6/6*	10/7/0*	CD	CD	INJ	CD	9/6/5*	CD	8/4/0	19/10/1*
*(rv/rv) UNLV		16/5/4*	2/5/0	6/3/5*	9/5/1*	0/0/0	0/0/0	INJ	0/0/0	15/4/2*	0/0/0	7/8/0	12/7/3*
*at Wyoming		22/2/4*	0/1/0	8/4/0*	18/9/2*	0/0/0	0/0/0	INJ	CD	6/2/0*	0/0/0	1/0/0	16/4/1*
*at New Mexico		30/4/3*	2/5/0	5/3/7*	18/12/1*	0/0/0	CD	INJ	0/0/0	16/9/8*	CD	1/9/0	9/4/2*
*(21/22) BRIGHAM YOUNG		30/7/7*	3/1/0	0/2/5*	12/4/0*	CD	CD	INJ	0/0/0	10/5/3*	CD	4/2/0	27/3/2*
*at Utah		19/5/3*	0/1/0	8/4/7*	8/3/1*	CD	CD	INJ	0/1/0	5/1/3*	CD	4/2/2	24/10/0*
*TCU		12/2/3*	2/1/0	10/4/4*	11/8/0*	CD	CD	INJ	CD	2/7/4*	CD	7/9/1	12/6/2*
^vs. Colorado State (MWC-QF)		20/3/2*	0/0/0	8/4/6*	14/7/0*	0/0/0	CD	INJ	0/0/0	6/2/9*	CD	2/4/1	14/5/2*
%at Missouri State (NIT-1R)		26/4/2*	3/1/0	6/6/5*	11/10/1*	2/2/1	CD	INJ	CD	7/4/4*	CD	4/1/0	15/6/0*
%at (rv/rv) Syracuse (NIT 2R)		15/0/7*	0/0/0	3/8/2*	7/3/0*	1/0/0	CD	INJ	CD	16/8/1*	0/0/0	8/6/1	14/5/3*

\* - Indicates starter. CD - Did Not Play-Coach's Decision. DND - Did Not Dress. DNT - Did Not Travel. INJ - Did Not Play-Injured. TS - Team Suspension. ~ - Shamrock Invitational (Moraga, Calif.). # - San Diego SLAM. \* - Indicates Mountain West Conference Game. ` - Game played at Key Arena (Seattle, Wash.). ^ - Mountain West Conference Championships (Thomas & Mack Center; Las Vegas, Nev.). % - MasterCard NIT.

## 2006-07 Starting Lineups

SF	PF	C	SG	PG	W-L	Record As Starter	Season	Career
Wade	Abukar	Lamb	Heath	Williams	2-0	Mohamed Abukar	20-10	37-14
Wade	Spain	Abukar	Heath	Williams	4-1	Jerome Habel	14-8	14-8
Spain	Abukar	Lamb	Heath	Williams	2-0	Brandon Heath	22-11	68-52
Spain	Abukar	Habel	Heath	Williams	4-2	Jer'Vaughn Johnson	0-1	0-1
Spain	Johnson	Abukar	Heath	Williams	0-1	Chris Lamb	4-0	4-0
Wade	Abukar	Habel	Heath	Williams	8-5	Kyle Spain	12-6	29-14
Wade	Spain	Abukar	Heath	Thomas	0-1	Matt Thomas	0-1	7-11
Wade	Spain	Habel	Heath	Williams	2-1	Lorenzo Wade	16-8	16-8
						Richie Williams	22-10	45-19



# 2006-07 Statistics



2002 NCAA TOURNAMENT ▶ 2003 NIT ▶ 2006 NCAA TOURNAMENT ▶ 2007 NIT

## 2006-07 Individual Superlatives

Category	San Diego State	Opponent
Points Scored	30 by Brandon Heath vs. Brigham Young (2-24-07) 30 by Brandon Heath at New Mexico (2-20-07)	34 by Dustin Bremerman vs. Seattle Pacific (11-12-06)
Field Goals	12 by Brandon Heath vs. Brigham Young (2-24-07)	13 by Dustin Bremerman vs. Seattle Pacific (11-12-06)
Field Goals Attempted	24 by Brandon Heath at New Mexico (2-20-07)	24 by Dustin Bremerman vs. Seattle Pacific (11-12-06)
Highest FG Percentage (min. 5 made)	100.0 (6-6) by Kyle Spain vs. UC Riverside (11-21-06)	100.0 (5-5) by Shawn Witherspoon vs. Murray St. (11-10-06)
Highest FG Percentage (min. 10 made)	90.9 (10-11) by Jerome Habel vs. California (11-18-06)	84.6 (11-13) by Ricky Johns at Utah (2-27-07)
3-Point Field Goals Made	5 by Brandon Heath vs. Colorado State (2-8-07) 5 by Brandon Heath at New Mexico (2-20-07) 5 by Brandon Heath at UC Santa Barbara (11-25-06) 5 by Brandon Heath vs. Murray St. (11-10-06)	6 by Ricky Johns at Utah (2-27-07)
3-Point Field Goals Attempted	14 by Brandon Heath at New Mexico (2-20-07)	10 by Darren Prentice at New Mexico (2-20-07) 10 by Jacob Burtschi at Air Force (1-20-07) 10 by Drew Matzen vs. Seattle Pacific (11-12-06) 10 by Dustin Bremerman vs. Seattle Pacific (11-12-06)
3-Point Field Goal Percentage (min. 4 made)	62.5 (5-8) by Brandon Heath at UCSB (11-25-06)	85.7 (6-7) by Ricky Johns at Utah (2-27-07)
3-Point Field Goal Percentage (min. 5 made)	62.5 (5-8) by Brandon Heath at UCSB (11-25-06)	85.7 (6-7) by Ricky Johns at Utah (2-27-07)
Free Throws	8 by Mohamed Abukar vs. Wyoming (1-3-07) 8 by Brandon Heath vs. Wyoming (1-3-07) 8 by Mohamed Abukar vs. Seattle Pacific (11-12-06)	17 by Brad Jones at Wyoming (2-17-07)
Free Throws Attempted	10 by Brandon Heath vs. Wyoming (1-3-07) 10 by Brandon Heath at UC Santa Barbara (11-25-06) 10 by Mohamed Abukar vs. Seattle Pacific (11-12-06)	18 by Brad Jones at Wyoming (2-17-07)
Free Throw Percentage (min. 7 made)	100.0 (8-8) by Mohamed Abukar vs. Wyoming (1-3-07) 100.0 (7-7) by Richie Williams vs. Campbell (12-12-06)	94.4 (17-18) by Brad Jones at Wyoming (2-17-07)
Free Throw Percentage (min. 10 made)	none	94.4 (17-18) by Brad Jones at Wyoming (2-17-07)
Offensive Rebounds	7 by Kyle Spain vs. UNLV (2-13-07)	6 by Diamon Simpson at Saint Mary's (11-11-06)
Defensive Rebounds	10 by Lorenzo Wade at UNLV (1-23-07)	11 by Marcus Williams vs. Arizona (12-9-06)
Total Rebounds	12 by Lorenzo Wade vs. New Mexico (1-17-07)	16 by Marcus Williams vs. Arizona (12-9-06)
Assists	9 by Lorenzo Wade vs. Colorado State (3-8-07)	7 by Eric Devendorf at Syracuse (3-19-07) 7 by Johnnie Bryant at Utah (2-27-07) 7 by Darren Prentice at New Mexico (2-20-07) 7 by Ledell Eackles vs. Campbell (12-12-06)
Blocked Shots	4 by Jerome Habel at New Mexico (2-20-07) 4 by Lorenzo Wade vs. Lafayette (12-30-06)	6 by Darryl Watkins at Syracuse (3-19-07) 6 by Trent Plaisted at Brigham Young (1-6-07) 6 by Diamon Simpson at Saint Mary's (11-11-06) 5 by Jonathan Rodriguez vs. Campbell (12-12-06)
Steals	6 by Richie Williams vs. Utah (1-27-07)	5 by Jonathan Rodriguez vs. Campbell (12-12-06)
Minutes Played	44 by Brandon Heath at New Mexico (2-20-07)	40 by Darren Prentice at New Mexico (2-20-07) 40 by Derrick Low at Washington State (12-21-06)

## 2006-07 Team Superlatives

SDSU High	SDSU Low	Category	Opponent High	Opponent Low
119 vs. Campbell (12-12-06)	48 vs. Arizona (12-9-06)	Points Scored	84 at Western Mich./vs. Murray St.	41 vs. Air Force (2-6-07)
48 vs. Campbell (12-12-06)	18 at Washington State (12-21-06)	Field Goals	32 vs. MSU/Campbell/at Syracuse	16 at Air Force (1-20-07)
69 vs. Campbell (12-12-06)	45 vs. Seattle Pacific (11-12-06)	Field Goals Attempted	76 at New Mexico (2-20-07)	50 vs. TCU (3-3-07)
69.6 vs. Campbell (12-12-06)	32.8 vs. Arizona/vs. TCU	FG Percentage	59.3 vs. Murray State (11-10-06)	28.6 vs. UCSD (11-15-06)
10 vs. Campbell (12-12-06)	0 vs. Utah (1-27-07)	3-Point Field Goals Made	11 - three times	3 vs. Air Force/vs. Colorado St.
25 vs. Arizona/at New Mexico	6 at Saint Mary's (11-11-06)	3-Point Field Goals Attempted	36 vs. Seattle Pacific (11-12-06)	9 vs. Colorado State (3-8-07)
81.8 vs. UCSD (11-15-06)	0.0 vs. Utah (1-27-07)	3-Point Field Goal Percentage	52.4 vs. Murray St. (11-10-06)	15.8 vs. Air Force (2-6-07)
23 vs. Seattle Pacific (11-12-06)	1 vs. Arizona (12-9-06)	Free Throws Made	22 at Wyoming (2-17-07)	2 vs. TCU (3-3-07)
30 at Wyoming (2-17-07)	4 vs. Arizona (12-9-06)	Free Throws Attempted	32 at Western Mich./at Wyoming	3 vs. TCU (3-3-07)
92.9 vs. Campbell (12-12-06)	25.0 vs. Arizona (12-9-06)	Free Throw Percentage	100.0 vs. Murray St./UCSD	50.0 vs. Campbell/vs. Wyoming
20 vs. TCU (3-3-07)	2 at Washington State (12-21-06)	Offensive Rebounds	21 at Saint Mary's (11-11-06)	3 vs. Air Force (2-6-07)
36 at New Mexico (2-20-07)	13 vs. Murray St. (11-10-06)	Defensive Rebounds	36 at Syracuse (3-19-07)	12 vs. UCSD (11-15-06)
50 at New Mexico (2-20-07)	25 vs. Colorado State (3-8-07)	Total Rebounds	49 at Saint Mary's/at Syracuse	23 vs. Air Force (2-6-07)
23 at Western Michigan (12-2-06)	8 vs. New Mexico/vs. TCU	Fouls	25 vs. Murray St. (11-10-06)	8 vs. New Mexico (1-17-07)
2 at Missouri State (3-14-07)	0 - many times	Fouled Out	2 vs. Seattle Pacific (11-12-06)	0 - many times
33 vs. Campbell (12-12-06)	7 at Wash. St./at UNLV/at Wyo.	Assists	21 at Syracuse (3-19-07)	5 vs. UNLV (2-13-07)
24 vs. LMU (12-16-06)	7 vs. UNLV (2-13-07)	Turnovers	24 vs. Murray St. (11-10-06)	9 at Washington St. (12-21-06)
9 vs. UCSD (11-15-06)	0 vs. Brigham Young (2-24-07)	Blocked Shots	11 at Brigham Young (1-6-07)	0 - four times
12 - five times	4 vs. Seattle Pacific (11-12-06)	Steals	16 at Western Michigan (12-2-06)	3 - four times
61 vs. Campbell, 2nd (12-12-06)	17 at Air Force, 1st (1-20-07)	Points/Half	50 vs. Murray St., 2nd (11-10-06)	14 vs. UCSD, 1st (11-15-06)
77.4 vs. Campbell, 1st (12-12-06)	27.8 vs. Arizona, 1st (12-9-06)	FG Percentage/Half	70.4 vs. Murray St., 2nd (11-10-06)	21.2 vs. UNLV, 1st (2-13-07)
6 vs. Campbell (12-12-06)	1 vs. Arizona (12-9-06)	Double-Figure Scorers	5 at Saint Mary's (11-11-06)	1 vs. UCSD/vs. AFA/vs. UNLV
+15 vs. UC Riverside (11-21-06)	-17 at Syracuse (3-19-07)	Rebound Margin		
+27 vs. UCSD (11-15-06)	-16 vs. Arizona (12-9-06)	Halftime Scoring Margin		

# 2006-07 Statistics



2002 NCAA TOURNAMENT ▶ 2003 NIT ▶ 2006 NCAA TOURNAMENT ▶ 2007 NIT

## 2006-07 Game-By-Game Miscellaneous Statistics Leaders

Date	Opponent	SDSU Result	Efficiency	Hockey +/-	PRA	Playing Time
Nov. 10	~vs. Murray State	W 87-84	Heath .....+26	Johnson/Lamb ....+5	Heath .....35	Williams ..... 40:00
Nov. 11	~at Saint Mary's	W 74-73	Abukar .....+20	Abukar .....+8	Heath .....31	Williams ..... 40:00
Nov. 12	~vs. Seattle Pacific	W 76-73	Abukar .....+29	Abukar .....+9	Abukar .....36	Williams ..... 40:00
Nov. 15	UC SAN DIEGO	W 84-48	Wade .....+24	Williams .....+43	Wade .....27	Williams ..... 32:26
Nov. 18	CALIFORNIA	W 86-79	Abukar .....+28	Spain .....+14	Abukar .....32	Heath ..... 39:33
Nov. 21	UC RIVERSIDE	W 79-45	Spain .....+24	Abukar .....+36	Spain .....23	Williams ..... 29:53
Nov. 25	at UC Santa Barbara	W 76-72	Heath .....+29	Habel .....+7	Heath .....35	Heath ..... 37:51
Nov. 29	SAN DIEGO	W 79-76	Abukar .....+24	Abukar .....+12	Abukar .....32	Abukar ..... 36:40
Dec. 2	at Western Michigan	L 73-84	Habel .....+18	Johnson .....+5	Habel .....24	Heath ..... 38:06
Dec. 9	#(14/15) ARIZONA	L 48-69	Habel .....+11	Lamb .....0	Heath .....20	Heath ..... 39:08
Dec. 12	CAMPBELL	W 119-82	Wade .....+27	Abukar/Spain ...+30	Abukar .....30	Heath ..... 30:39
Dec. 16	LOYOLA MARYMOUNT	W 74-63	Heath .....+23	Wade .....+17	Heath .....33	Heath ..... 36:38
Dec. 21	*at (rv/rv) Washington State	L 54-64	Heath .....+16	Wade .....0	Heath .....26	Heath ..... 40:00
Dec. 30	LAFAYETTE	W 78-68	Abukar .....+23	Williams .....+16	Abukar .....33	Heath ..... 38:43
Jan. 3	*WYOMING	L 65-66	Heath .....+21	Spain .....+4	Heath .....35	Heath ..... 38:27
Jan. 6	*at Brigham Young	L 58-80	Abukar/Habel ...+11	Johnson .....-2	Heath .....21	Abukar ..... 35:12
Jan. 13	*COLORADO STATE	W 81-76	Spain .....+23	Spain .....+20	Spain .....27	Wade ..... 37:45
Jan. 17	*NEW MEXICO	W 73-68	Wade .....+24	Habel .....+14	Wade .....29	Heath ..... 39:39
Jan. 20	*at (13/11) Air Force	L 51-56	Habel/Heath/Wade -15	Spain .....+11	Heath .....25	Heath ..... 39:27
Jan. 23	*at (rv/rv) UNLV	L 61-68	Wade .....+14	Johnson .....+1	Heath .....25	Heath ..... 39:56
Jan. 27	*UTAH	W 63-53	Wade .....+21	Abukar/Wade ...+14	Wade .....24	Wade ..... 36:10
Jan. 31	*at TCU	W 76-71	Heath .....+27	Habel/Wade ....+10	Heath .....38	Heath ..... 37:23
Feb. 6	*(15/13) AIR FORCE	W 62-41	Abukar .....+20	Heath .....+23	Abukar .....26	Heath ..... 36:36
Feb. 10	*at Colorado State	W 81-66	Williams .....+25	Abukar .....+18	Abukar/Williams .30	Williams ..... 39:04
Feb. 13	*(rv/rv) UNLV	W 67-52	Wade .....+25	Williams .....+15	Heath .....25	Wade ..... 37:18
Feb. 17	*at Wyoming	L 71-80	Habel .....+23	Habel .....+6	Habel .....29	Heath ..... 38:19
Feb. 20	*at New Mexico	W-ot 81-74	Habel .....+29	Abukar/Heath/Habel +7	Heath .....37	Heath ..... 44:27
Feb. 24	*(21/22) BRIGHAM YOUNG	W 86-74	Heath .....+34	Wade .....+20	Heath .....44	Williams ..... 39:13
Feb. 27	*at Utah	L 68-74	Abukar .....+25	Habel .....+8	Abukar .....34	Heath ..... 38:31
Mar. 3	*TCU	W 56-51	Spain .....+15	Habel .....+11	Abukar .....20	Heath ..... 36:56
Mar. 8	^vs. Colorado State (MWC-QF)	L 64-69	Habel .....+19	Wade .....-1	Heath .....25	Williams ..... 37:32
Mar. 14	%at Missouri State (NIT-1R)	W 74-70	Heath .....+18	Heath .....+10	Heath .....32	Heath ..... 37:57
Mar. 19	%at (rv/rv) Syracuse (NIT-2R)	L 64-80	Wade .....+20	Pastorek .....+1	Wade .....25	Williams ..... 35:06

~ - Shamrock Invitational (Moraga, Calif.). # - San Diego SLAM. \* - Indicates Mountain West Conference Game. ` - Game played at Key Arena (Seattle, Wash.). ^ - Mountain West Conference Championships (Thomas & Mack Center; Las Vegas, Nev.). % - MasterCard NIT.

**Individual Game Win Share Champion:** vs. Murray State - Kyle Spain .2271; at Saint Mary's - Mohamed Abukar .4790; UCSD - Lorenzo Wade .1997; California - Mohamed Abukar .3060; UC Riverside - Kyle Spain .1700; at UC Santa Barbara - Brandon Heath .3290; San Diego - Mohamed Abukar .5412; at Western Michigan - Jer'Vaughn Johnson .0611; Arizona - Jerome Habel .0327; Campbell - Mohamed Abukar .1650; Loyola Marymount - Brandon Heath .2312; at Washington State - Lorenzo Wade .0745; Lafayette - Mohamed Abukar .2750; Wyoming - Kyle Spain .4615; at Brigham Young - Jerome Habel .0768; Colorado State - Kyle Spain .5237; New Mexico - Jerome Habel .3425; at Air Force - Kyle Spain .2564; at UNLV - Jon Pastorek .0502; Utah - Lorenzo Wade .2838; at TCU - Lorenzo Wade .3348; Air Force - Mohamed Abukar .1996; at Colorado State - Mohamed Abukar .2220; UNLV - Lorenzo Wade .2204; at Wyoming - Jerome Habel .2255; at New Mexico - Jerome Habel .2368; vs. Brigham Young - Brandon Heath .2836; at Utah - Jerome Habel .1941; TCU - Jerome Habel .3283; vs. Colorado State - Jerome Habel .0884; at Missouri State - Brandon Heath .3584; at Syracuse: Kyle Spain .0879.

**Games Led Individual Win Share:** Mohamed Abukar 8, Jerome Habel 8, Kyle Spain 6, Lorenzo Wade 5, Brandon Heath 4, Jer'Vaughn Johnson 1, Jon Pastorek 1.

## 2006-07 Win Share Ratings

Combines efficiency rating and hockey plus/minus rating into one value. Total number for all individual players added together equals the total number of team victories.

WIN SHARES	MWC WIN SHARES
Mohamed Abukar .....+4.6688	Jerome Habel .....+2.1224
Brandon Heath .....+4.3695	Lorenzo Wade .....+1.9158
Lorenzo Wade .....+3.9532	Brandon Heath .....+1.8911
Jerome Habel .....+3.6048	Mohamed Abukar .....+1.6097
Richie Williams .....+2.8662	Kyle Spain .....+1.4231
Kyle Spain .....+2.6644	Richie Williams .....+0.9648
Matt Thomas .....+0.3239	Matt Thomas .....+0.3239
Jer'Vaughn Johnson .....+0.3148	Jon Pastorek .....+0.0467
Brett Hoerner .....+0.0646	David Velasquez .....-0.0285
Brandon Martin .....-0.0249	Brandon Martin .....-0.0544
David Velasquez .....-0.0348	Jer'Vaughn Johnson .....-0.0789
Jon Pastorek .....-0.2974	Chris Lamb .....-0.1360
Chris Lamb .....-0.4730	<b>TEAM TOTALS .....+10.0000</b>
<b>TEAM TOTAL .....+22.0000</b>	

# 2006-07 Statistics



2002 NCAA TOURNAMENT ▶ 2003 NIT ▶ 2006 NCAA TOURNAMENT ▶ 2007 NIT

## 2006-07 Game-By-Game Biggest Leads/Time In Lead

Date	Opponent	SDSU Result	SDSU Big Opp Big		Ties	LC	SDSU in		Opp in		Tied	Paint		Off TOs		2nd Ch.		Bench	
			Lead	Lead			Lead	Lead	SD	Opp		SD	Opp	SD	Opp	SD	Opp		
Nov. 10	~vs. Murray State	W	87-84	10	9	5	8	29:30	6:02	4:28		30	20	29	30	25	9	20	32
Nov. 11	~at Saint Mary's	W	74-73	9	8	7	9	15:00	21:02	3:58		36	36	19	13	10	22	8	7
Nov. 12	~vs. Seattle Pacific	W	76-73	12	5	8	8	21:47	10:36	7:37		26	28	13	10	10	8	2	8
Nov. 15	UC SAN DIEGO	W	84-48	42	0	0	0	39:08	0:00	0:52		26	16	14	15	18	13	22	28
Nov. 18	CALIFORNIA	W	86-79	11	3	4	4	35:50	2:18	1:52		38	34	19	14	7	12	31	21
Nov. 21	UC RIVERSIDE	W	79-45	35	3	0	1	38:39	1:07	0:14		42	18	16	11	11	6	27	11
Nov. 25	at UC Santa Barbara	W	76-72	8	8	2	4	18:21	19:49	1:50		28	30	16	11	17	5	13	6
Nov. 29	SAN DIEGO	W	79-76	10	7	6	10	25:53	8:30	5:37		36	32	21	9	8	21	14	27
Dec. 2	at Western Michigan	L	73-84	8	14	6	9	15:30	20:59	3:31		24	26	12	21	15	13	15	15
Dec. 9	#(14/15) ARIZONA	L	48-69	0	21	1	0	0:00	38:51	1:09		28	32	11	18	4	11	7	9
Dec. 12	CAMPBELL	W	119-82	39	7	0	1	29:40	9:08	1:12		66	32	26	29	14	15	46	29
Dec. 16	LOYOLA MARYMOUNT	W	74-63	21	4	3	2	32:15	4:34	3:11		22	12	13	25	4	10	16	11
Dec. 21	`at (rv/rv) Washington State	L	54-64	10	14	5	6	17:18	18:41	4:01		22	30	10	29	3	17	15	9
Dec. 30	LAFAYETTE	W	78-68	16	2	2	2	37:05	1:14	1:41		36	32	23	5	11	15	6	28
Jan. 3	*WYOMING	L	65-66	7	5	3	9	27:39	8:03	4:18		28	38	14	7	6	12	6	1
Jan. 6	*at Brigham Young	L	58-80	2	25	4	1	0:06	34:02	5:52		22	30	20	22	6	17	19	15
Jan. 13	*COLORADO STATE	W	81-76	11	3	5	8	32:42	4:12	3:06		34	32	15	13	14	13	8	15
Jan. 17	*NEW MEXICO	W	73-68	9	4	3	11	30:35	5:34	3:51		30	30	15	15	15	9	14	28
Jan. 20	*at (13/11) Air Force	L	51-56	1	9	0	4	0:43	37:32	1:45		20	10	9	17	9	5	17	2
Jan. 23	*at (rv/rv) UNLV	L	61-68	5	13	5	9	19:38	16:28	3:54		36	26	11	19	17	14	8	6
Jan. 27	*UTAH	W	63-53	10	11	9	6	17:46	14:14	8:00		28	18	17	15	8	10	17	13
Jan. 31	*at TCU	W	76-71	9	3	1	4	35:14	2:21	2:25		36	24	26	14	10	16	21	26
Feb. 6	*(15/13) AIR FORCE	W	62-41	24	0	1	0	37:33	0:00	2:27		26	22	17	8	13	0	10	19
Feb. 10	*at Colorado State	W	81-66	23	4	5	2	32:19	6:15	1:26		38	42	14	16	4	11	11	19
Feb. 13	*(rv/rv) UNLV	W	67-52	23	4	3	3	34:05	3:27	2:28		26	20	20	12	13	15	9	12
Feb. 17	*at Wyoming	L	71-80	6	13	5	8	5:53	31:08	2:59		28	42	15	11	8	8	1	13
Feb. 20	*at New Mexico	W-ot	81-74	7	10	11	15	21:05	17:22	6:33		38	28	19	20	10	18	3	17
Feb. 24	*(21/22) BRIGHAM YOUNG	W	86-74	23	0	2	0	38:58	0:00	1:02		42	24	20	16	6	15	7	25
Feb. 27	*at Utah	L	68-74	2	13	5	4	3:32	29:53	6:35		26	34	18	18	5	9	4	8
Mar. 3	*TCU	W	56-51	8	4	9	12	23:08	9:46	7:16		24	24	20	4	17	14	9	14
Mar. 8	^vs. Colorado State (MWC-QF)	L	64-69	10	7	9	6	7:57	25:34	6:29		26	34	18	12	12	22	2	14
Mar. 14	%at Missouri State (NIT-1R)	W	74-70	8	8	5	8	19:58	14:46	5:16		28	28	14	18	12	12	9	23
Mar. 19	%(rv/rv) at Syracuse (NIT-2R)	L	64-80	5	20	5	3	4:56	31:36	3:28		24	38	12	7	10	14	9	25

~ - Shamrock Invitational (Moraga, Calif.). # - San Diego SLAM. \* - Indicates Mountain West Conference Game. ` - Game played at Key Arena (Seattle, Wash.). ^ - Mountain West Conference Championships (Thomas & Mack Center; Las Vegas, Nev.). % - MasterCard NIT.

# 2006-07 Statistics



2002 NCAA TOURNAMENT ▶ 2003 NIT ▶ 2006 NCAA TOURNAMENT ▶ 2007 NIT

## 2006-07 Offensive Leaders

Player	GP-GS	10+Pts.	20+Pts.	30+Pts.	10+Rebs.	15+Rebs.	10+Ast.	Double-Double	Led SDSU In (includes ties)				Personal W-L-T	
									Pts.	Rebs.	Ast.	Efficiency Win Share		
Mohamed Abukar	32-30	28	7	0	3	0	0	3	9	10	1	8	8	18-12-2
Jerome Habel	29-22	16	1	0	4	0	0	2	3	11	0	7	8	19-10
Brandon Heath	33-33	33	16	2	1	0	0	1	19	5	13	10	4	20-11-2
Brett Hoerner	2-0	0	0	0	0	0	0	0	0	0	0	0	0	2-0
Jer'Vaughn Johnson	31-1	1	0	0	0	0	0	0	0	0	0	0	1	12-16-3
Chris Lamb	21-4	0	0	0	0	0	0	0	0	0	0	0	0	7-9-5
Brandon Martin	9-0	0	0	0	0	0	0	0	0	0	0	0	0	1-5-3
Jon Pastorek	23-0	1	0	0	0	0	0	0	0	0	0	0	1	7-13-3
Kyle Spain	31-18	5	1	0	1	0	0	0	2	3	1	3	6	18-13
Matt Thomas	2-1	0	0	0	0	0	0	0	0	0	1	0	0	1-1
Lorrenzo Wade	33-23	19	1	0	2	0	0	2	2	9	5	7	5	21-9-3
David Velasquez	4-0	0	0	0	0	0	0	0	0	0	0	0	0	0-3-1
Richie Williams	33-32	7	0	0	0	0	0	0	0	4	18	1	0	20-13

## Career Offensive Leaders

Player	GP	GS	10+Pts.	20+Pts.	30+Pts.	10+Rebs.	15+Rebs.	10+Ast.	Double-Double	Led SDSU In (includes ties)			
										Pts.	Rebs.	Ast.	Efficiency
Mohamed Abukar	91	51	47	12	0	3	0	0	3	14	11	2	11
Jerome Habel	29	22	16	1	0	4	0	0	2	3	11	0	7
Brandon Heath	125	120	112	54	5	1	0	0	1	60	9	45	24
Brett Hoerner	17	0	0	0	0	0	0	0	0	0	0	0	0
Jer'Vaughn Johnson	31	1	1	0	0	0	0	0	0	0	0	0	0
Chris Lamb	27	4	0	0	0	0	0	0	0	0	0	0	0
Brandon Martin	9	0	0	0	0	0	0	0	0	0	0	0	0
Jon Pastorek	23	0	1	0	0	0	0	0	0	0	0	0	0
Kyle Spain	59	43	18	1	0	4	0	0	2	4	5	2	7
Matt Thomas	59	18	7	1	0	1	0	0	1	2	2	8	2
Lorrenzo Wade	68	24	22	1	0	2	0	0	2	2	9	5	7
David Velasquez	4	0	0	0	0	0	0	0	0	0	0	0	0
Richie Williams	66	64	13	0	0	0	0	1	0	0	4	36	1

## Current/Career High Offensive Streaks

Player	Current		Career		Current		Career		Current Streaks			Career Long Streaks		
	GP Strk	Last GP/DNP	Lg GP	GS Strk	Last GS/DNS	Lg GS	GS Strk	Lg GS	10+Pts.	20+Pts.	10+Rebs.	10+Pts.	20+Pts.	10+Rebs.
Mohamed Abukar	13	DNP-1/23/07	29	11	DNS-1/31/07	21	6	-	-	-	12	2	1	
Jerome Habel	29	DNP-11/15/06	29	12	DNS-1/27/07	12	-	-	-	-	3	1	1	
Brandon Heath	125	DNP-3/21/03	125	85	DNS-12/21/04	85	58	-	-	-	58	5	1	
Brett Hoerner	0	GP-11/21/06	7	-	GS-none	-	-	-	-	-	-	-	-	
Jer'Vaughn Johnson	15	DNP-1/17/07	16	-	GS-12/21/06	1	-	-	-	-	1	-	-	
Chris Lamb	0	GP-3/8/07	12	-	GS-12/21/06	2	-	-	-	-	-	-	-	
Brandon Martin	0	GP-2/17/07	2	-	GS-none	-	-	-	-	-	-	-	-	
Jon Pastorek	3	DNP-3/3/07	10	-	GS-none	-	-	-	-	-	1	-	-	
Kyle Spain	19	DNP-12/30/06	22	-	GS-1/31/07	18	-	-	-	-	3	-	1	
Matt Thomas	0	GP-1/3/07	45	-	GS-1/6/07	8	-	-	-	-	2	1	1	
David Velasquez	1	DNP-3/14/07	2	-	GS-none	-	-	-	-	-	-	-	-	
Lorrenzo Wade	54	DNP-1/15/05	54	20	DNS-12/21/06	20	1	-	-	-	6	1	1	
Richie Williams	66	DNP-3/11/05	66	16	DNS-1/6/07	38	-	-	-	-	2	-	-	

2006-07 STATISTICS ◀ REVIEW

AZTEC BASKETBALL MEDIA GUIDE

# 2006-07 Statistics



2002 NCAA TOURNAMENT ▶ 2003 NIT ▶ 2006 NCAA TOURNAMENT ▶ 2007 NIT

## 2006-07 Miscellaneous Statistics

### San Diego State's Record When...

Category	2006-07 Season	Fisher Era	SDSU Streak
Home	14-2	85-41	Won 7
Away	6-8	31-68	Lost 1
Neutral	2-1	11-8	Lost 1
Scoring First	16-5		Lost 1
Opponent Scores First	6-6		Lost 2
Leading at Half	15-3	92-26	Won 7
Trailing at Half	3-8	25-90	Lost 8
Tied at Half	4-0	9-1	Won 6
Leading with 5:00 Left	21-1		Won 13
Trailing with 5:00 Left	0-10		Lost 29
Tied with 5:00 Left	1-0		Won 2
In Overtime	1-0	4-12	Won 3
SDSU Outrebounds Opp.	16-2	85-42	Won 5
SDSU is Outrebounded	5-9	39-72	Lost 3
Opp. Commits More TOs	14-6	76-37	Lost 2
SDSU Commits More TOs	7-4	43-72	Won 3
SDSU More FT Attempts	17-3	92-40	Lost 1
Opp. More FT Attempts	4-6	31-75	Won 1
SDSU Shoots Better than Opp.	18-3	100-26	Won 8
Opp. Shoots Better than SDSU	4-8	25-90	Lost 2
SDSU Shoots 50% or Better	10-0	49-12	Won 10
SDSU Shoots 40-50%	10-6	62-53	Lost 2
SDSU Shoots 40% or Less	2-5	16-52	Lost 1
Opp. Shoots 50% or Better	3-3	15-36	Lost 3
Opp. Shoots 40-50%	10-6	60-71	Lost 1
Opp. Shoots 40% or Less	9-2	52-8	Won 6
SDSU Bench Outscores Opp.	7-4	61-44	Won 1
Opp. Bench Outscores SDSU	15-6	64-67	Lost 1
SDSU Scores Less Than 60	1-4	5-34	Won 1
SDSU Scores Between 60-69	3-5	30-49	Lost 3
SDSU Scores Between 70-79	10-2	46-19	Won 1
SDSU Scores Between 80-89	7-0	37-13	Won 7
SDSU Scores Between 90-99	-	8-2	Won 1
SDSU Scores 100+	1-0	1-0	Won 24
Opp. Scores Less Than 60	6-1	43-5	Won 4
Opp. Scores Between 60-69	4-5	45-26	Lost 1
Opp. Scores Between 70-79	10-1	36-40	Won 1
Opp. Scores Between 80-89	2-4	3-29	Lost 3
Opp. Scores Between 90-99	-	0-14	Lost 24
Opp. Scores 100+	-	0-3	Lost 9
Wearing Black	5-6		Lost 1
Wearing Red	4-2		Lost 1
Wearing White	13-3		Lost 1
On Monday	0-1		Lost 3
On Tuesday	5-2		Lost 1
On Wednesday	5-1		Won 3
On Thursday	0-2		Lost 3
On Friday	1-0		Won 3
On Saturday	10-5		Won 2
On Sunday	1-0		Won 2
In November	8-0		Won 8
In December	3-3		Won 1
In January	4-4		Won 2
In February	5-2		Lost 1
In March	2-2		Lost 1

### LEADS AND DEFICITS

SDSU Biggest Halftime Lead	27 vs. UCSD (11-15-06)
SDSU Biggest Halftime Lead Lost	10 at Washington State (12-21-06)
SDSU Biggest Halftime Lead Lost in a Loss	10 at Washington State (12-21-06)
SDSU Biggest Halftime Deficit	16 vs. Arizona (12-9-06)
SDSU Biggest Halftime Deficit Overcome	6 at Air Force (1-20-07)
SDSU Biggest Halftime Deficit Overcome for Victory	4 at Saint Mary's (11-11-06)
SDSU Biggest Lead	42 vs. UCSD (11-15-06)
SDSU Biggest Lead Lost	10 vs. Murray St./at Wash. St./vs. Colo. St.
SDSU Biggest Lead Lost in a Loss	10 at Washington State/vs. Colo. St.
SDSU Biggest Deficit	25 at Brigham Young (1-6-07)
SDSU Biggest Deficit Overcome	11 vs. Utah (1-27-07)
SDSU Biggest Deficit Overcome for Victory	11 vs. Utah (1-27-07)

### DUNKS

	SEASON
Jerome Habel	.39
Lorrenzo Wade	.23
Mohamed Abukar	.10
Kyle Spain	.07
Jer'Vaughn Johnson	.02
Brandon Heath	.01
Brett Hoerner	.01
Chris Lamb	.01
<b>TOTAL</b>	<b>.84</b>

### TOP SCORING PERFORMANCES

30, Brandon Heath vs. Brigham Young (2-24-07)
30, Brandon Heath at New Mexico (2-20-07)
29, Brandon Heath at UCSB (11-25-06)
27, Mohamed Abukar vs. Brigham Young (2-24-07)
27, Brandon Heath vs. Murray State (11-10-06)
26, Brandon Heath at Missouri State (3-14-07)
26, Brandon Heath vs. Wyoming (1-3-07)
26, Mohamed Abukar vs. Lafayette (12-30-06)
25, Brandon Heath vs. LMU (12-16-06)
24, Mohamed Abukar at Utah (2-27-07)

### TOP REBOUNDING PERFORMANCES

12, Jerome Habel at New Mexico (2-20-07)
12, Lorrenzo Wade vs. New Mexico (1-17-07)
11, Lorrenzo Wade at UNLV (1-23-07)
11, Kyle Spain vs. Seattle Pacific (11-12-06)
10, Jerome Habel at Missouri State (3-14-07)
10, Mohamed Abukar at Utah (2-27-07)
10, Mohamed Abukar at Colorado State (2-10-07)
10, Brandon Heath at TCU (1-31-07)
10, Jerome Habel vs. Lafayette (12-30-06)
10, Jerome Habel vs. UC Riverside (11-21-06)
10, Mohamed Abukar vs. Seattle Pacific (11-12-06)

### TOP ASSISTS PERFORMANCES

9, Lorrenzo Wade vs. Colorado State (3-8-07)
8, Lorrenzo Wade at New Mexico (2-20-07)
8, Richie Williams vs. Lafayette (12-30-06)
8, Richie Williams vs. UC Riverside (11-21-06)
8, Richie Williams vs. Murray State (11-10-06)
7, Brandon Heath at Syracuse (3-19-07)
7, Richie Williams at Utah (2-27-07)
7, Brandon Heath vs. Brigham Young (2-24-07)
7, Richie Williams at New Mexico (2-20-07)
7, Richie Williams vs. New Mexico (1-17-07)
7, Brandon Heath vs. Campbell (12-12-06)
7, Brandon Heath vs. California (11-18-06)

### TOP 3-POINT FG PERFORMANCES

5, Lorrenzo Wade vs. Colorado State (3-8-07)
5, Brandon Heath at New Mexico (2-20-07)
5, Brandon Heath at UCSB (11-25-06)
5, Brandon Heath vs. Murray State (11-10-06)

### TOP EFFICIENCY POINT PERFORMANCES

34, Brandon Heath vs. Brigham Young (2-24-07)
29, Jerome Habel at New Mexico (2-20-07)
29, Brandon Heath at UC Santa Barbara (11-25-06)
29, Mohamed Abukar vs. Seattle Pacific (11-12-06)
28, Mohamed Abukar vs. California (11-18-06)
27, Mohamed Abukar vs. Brigham Young (2-24-07)
27, Lorrenzo Wade at New Mexico (2-20-07)
27, Brandon Heath at TCU (1-31-07)
27, Lorrenzo Wade vs. Campbell (12-12-06)
26, Mohamed Abukar vs. Campbell (12-12-06)
26, Brandon Heath vs. Murray State (11-10-06)

### TOP WIN SHARE PERFORMANCES

92.20, Mohamed Abukar at Saint Mary's (11-11-06)
54.12, Mohamed Abukar vs. San Diego (11-29-06)
52.37, Kyle Spain vs. Colorado State (1-15-07)
47.90, Mohamed Abukar vs. Seattle Pacific (11-12-06)
46.15, Kyle Spain vs. Wyoming (1-3-07)
37.32, Kyle Spain at Saint Mary's (11-11-06)
35.84, Brandon Heath at Missouri State (3-14-07)
34.25, Jerome Habel vs. New Mexico (1-17-07)
33.85, Matt Thomas vs. Wyoming (1-3-07)
33.48, Lorrenzo Wade at TCU (1-31-07)
32.90, Brandon Heath at UC Santa Barbara (11-25-06)
32.83, Jerome Habel vs. TCU (3-2-07)
30.60, Mohamed Abukar vs. California (11-18-06)

### TOP PRA PERFORMANCES

44, Brandon Heath vs. Brigham Young (2-24-07)
38, Brandon Heath at TCU (1-31-07)
37, Brandon Heath at New Mexico (2-20-07)
36, Mohamed Abukar vs. Seattle Pacific (11-12-06)
35, Brandon Heath vs. Wyoming (1-3-07)
35, Brandon Heath at UC Santa Barbara (11-25-06)
35, Brandon Heath vs. Murray State (11-10-06)
34, Mohamed Abukar at Utah (2-27-07)
33, Lorrenzo Wade at New Mexico (2-20-07)
33, Mohamed Abukar vs. Lafayette (12-30-06)
33, Brandon Heath vs. LMU (12-16-06)
32, Brandon Heath at Missouri State (3-14-07)
32, Mohamed Abukar vs. Brigham Young (2-24-07)
32, Mohamed Abukar vs. San Diego (11-29-06)
32, Mohamed Abukar vs. California (11-18-06)

### GAMES MISSED DUE TO INJURY, ILLNESS OR SUSPENSION

	SEASON
Matt Thomas	.31
Jerome Habel	.04
Brett Hoerner	.03
Mohamed Abukar	.01
Kyle Spain	.01
<b>TOTAL</b>	<b>.40</b>

# Departed Letterwinners



2002 NCAA TOURNAMENT ▶ 2003 NIT ▶ 2006 NCAA TOURNAMENT ▶ 2007 NIT

DEPARTED LETTERWINNERS ◀ REVIEW



## Mohamed Abukar

**Jersey No. 34**  
**Forward, Ht. 6-10, Wt. 229**  
**High School: Rancho Bernardo High (San Diego, Calif.)**  
**Previous School: Univ. of Florida**  
**Birthdate: January 1, 1985 (Athens, Ohio)**  
**SDSU Letters (2): 2005-06, 2006-07**

One of the most influential players ever at San Diego State... Was the catalyst to SDSU's MWC championship run in 2006 and was a major factor in the team reaching the postseason in 2007 for the second straight year.

### At San Diego State

Leaves the Aztecs ranked among the school's all-time leaders in multiple career statistical categories: 3rd in free throw percentage (82.3), 10th in scoring average (15.167), 11th in efficiency average (14.20), t-12th in conference victories (23), 16th in field goal percentage (47.8) and 22nd in scoring (819)... Had a 37-14 career record as a starter while at SDSU... Teamed with Brandon Heath to form the top scoring duo in San Diego State's Division I era averaging 34.6 points per game... Add Lorenzo Wade to the duo and you get the second-highest scoring trio in the Division I era at 45.1 points per game... His 28 straight double-figure scoring games in 2006-07 rank in a tie for the seventh-longest streak dating to the 1975-76 season... Combined with Heath and Marcus Slaughter in 2005-06 to form the second-highest scoring junior class (42.9 ppg)... He and Heath ended their senior season as the ninth-best scoring senior class (34.6 ppg)... Earned Mountain West Conference second-team honors as a junior and senior... Guided San Diego State to the 2006 NCAA Tournament and to the second round of the 2007 NIT... SDSU's 2006 outright conference title was its first in the Division I era and first since 1967-68.

### As A Senior (2006-07 Season)

**MWC Rankings:** 4th - free throw percentage, 7th - defensive rebounding, 7th - minutes played, 8th - scoring, 14th - rebounding, 14th - blocked shots

Second-team all-Mountain West Conference performer for a second straight year... Started 30 of 32 games in which he played... Finished second on the team in scoring (15.8) and in rebounds (5.8) and was third in blocked shots (19)... Led the team in free throw percentage at 82.9 percent... Ranked in the top 10 in four Mountain West categories, including free throw percentage (4th - .829), defensive rebounding (7th -

4.41), minutes played (7th - 33.16) and scoring (8th - 15.8)... Also ranked 14th in rebounding (5.8) and blocked shots (0.59)... His 505 points ranks as the 13th most for a single season in Division I school history... Finished the season in a tie for 17th for field goals made in a single Division I season with Tony Bland... An excellent free-throw shooter, he posted the seventh-highest percentage in San Diego State Division I history at 82.9 percent and his 116 free throws puts him 13th all-time... Also ranks 10th in single-season minutes played (1,061) and victories (22), 15th in efficiency points (475) and 18th in points, rebounds and assists (741)... Led the team in scoring nine times... Scored in double figures in 28 games... Had at least four rebounds in 29 of 31 games... Had his first-ever double-double vs. Seattle Pacific with 22 points and a career-best 10 rebounds... Posted his second career double-double with 19 points and 10 rebounds at Colorado State... Had a career-best 27 points on 11-of-16 shooting vs. Brigham Young... Recorded his third career double-double with a team-high 24 points and 10 rebounds at Utah.

### As A Junior (2005-06 Season)

**MWC Games Only Rankings:** 3rd - free throw percentage, 4th - field goal percentage, 9th - scoring, 16th - blocked shots, 17th - rebounding

All-MWC second team selection... Mountain West preseason newcomer of the year... Sat out the first 10 games of the 2005-06 season due to NCAA transfer rules after transferring from the University of Florida the previous winter... Ended the season scoring in double-figures in 17 of his last 22 and in 13 of his last 15 games he played for SDSU... In 16 MWC regular season games, he went 95-for-177 from the field (53.8 percent) in 474 minutes... When he played at least 33 minutes, the Aztecs were 8-2... When he, Brandon Heath and Marcus Slaughter were in the starting lineup together, the team went 16-4... When inserted in the starting five, the Aztecs were 17-4... Was the team's third-leading scorer at 14.3 ppg and averaged 15.3 in Mountain West Conference play... One of three Aztec players to shoot over 80 per-

cent from the free throw line... Enjoyed playing at Cox Arena, averaging 16.0 points and connecting on 54.5 percent (55-of-101) from the field in nine home games... Oddly enough, all eight of his three-point field goals came in either road or neutral contests... Factor out his six three-point misses at Cox Arena and Abukar connected on 57.9 percent of his attempts from inside the arc in home games... Maybe the best way to tell his value was by his hockey plus/minus rating in conference games... In MWC action, SDSU outscored its opponents by 132 points in the 474 minutes he was on the court... In the 171 minutes he was on the bench, San Diego State was outscored by two points... Did not play in enough games to qualify for the MWC overall statistics... In conference games only, he ranked third in free throw percentage (.857), fourth in field goal percentage (.537), ninth in scoring (15.2), 12th in offensive rebounding (1.81), tied for 16th in blocked shots (0.50) and 17th in rebounding (4.6)... Owned the conference's top field goal percentage for a single game when he went 10-for-12 (.833) vs. Colorado State... His 10 field goals were also tied for second most in a Mountain West Conference game... Had at least six rebounds in six of his last nine games... Nearly recorded a double-double vs. Indiana in the first round of the NCAA Tournament with 24 points and nine rebounds... Made season debut at Providence and scored 10 points in 29 minutes of action.

### As A Sophomore at Florida (2004-05 Season)

Played in the first seven games of the season before transferring to San Diego State following the 2004 fall semester... Averaged 5.0 points and 1.4 rebounds in 10.3 minutes of action... Connected on 46.2 percent of his field goal attempts, including an impressive 42.9 percent from beyond the arc... Shot 50 percent from the field inside the arc... Logged 10 or more minutes in four of his seven games, including a season-high 18 minutes against Florida Atlantic and Florida A&M... Scored a career-high 22 points, making 8-of-10 attempts in 18 minutes of action against the Rattlers... Scored 35 points in 72 minutes during the season, which equates to 19.4 points per 40 minutes of action... Committed just four turnovers in 72 minutes, for an average of one turnover every 18.0 minutes... Did not have more than one turnover in any game and owns a streak of 28 consecutive games with one turnover or less... Gators were 5-2 during his time in Gainesville... Was one of only 10 players to see action in the first seven games of the season... Florida ended the campaign with a 24-8 record overall, a 12-4 confer-

ence record and advanced to the second round of the NCAA Tournament.

### As A Freshman at Florida (2003-04 Season)

Played in 30 of 31 games as a true freshman on a team that posted a 20-11 record, went 9-7 in the Southeastern Conference and advanced to the NCAA Tournament... His 402 minutes played during the season were the eighth highest total on the team... Averaged 2.7 points, 2.1 rebounds in 13.4 minutes per game... Scored eight or more points in five games (Montana State, Florida A&M, Louisville, West Virginia and Tennessee)... Scored a season-high 12 points against Florida A&M... Was the first substitute off the bench a team-best 10 times... Did not foul out once during his 30 games and never reached the four foul mark in any game... The only game he missed was Florida's NCAA Tournament game against Manhattan (3-18-04) when a lower back ailment kept him sidelined... Attempted 64 three-point field goals, the third highest total on the team... Made quite a splash in his collegiate debut, scoring nine points and adding four rebounds against Montana State... His nine three-point field goal attempts in that game were a freshman opening-day record... One of only two Gator players to score in double-figures at 25th-ranked Louisville... Had five games with a career-high five rebounds (Florida A&M, Maryland, West Virginia, Eastern Kentucky, Arkansas)... Played 11 or more minutes in 21 games and 20 or more minutes in eight games... Had three points and three rebounds in the SEC tournament game against Alabama... He was a late addition to the Gators team, announcing his intention to attend Florida on May 15 after originally signing with Georgia.

### High School

Averaged 28.7 points and 12.7 rebounds per game his senior year at Rancho Bernardo High... Was a member of the USA Junior National Team in the summer of 2002, playing on the same team with Carmelo Anthony, Dee Brown and Chris Bosh... Was one of only three high school players on the roster... As a junior, averaged 20.0 points, 11.0 rebounds, 4.0 assists and 4.0 blocks.

### Personal

Full name is Mohamed Abukar... Born January 1, 1985, in Athens, Ohio... Son of Sheryl and Hassan Abukar.

## ▶ Mohamed Abukar's Career Statistics

Year	G-GS	Min.-Avg.	FG-FGA	Pct.	3P-3PA	Pct.	FT-FTA	Pct.	OR	DR	Reb	Avg.	PF-D	AT	TO	BS	ST	Pts	Avg.
03-04*	30-0	402-13.4	30-88	.341	17-64	.266	4-7	.571	19	43	62	2.1	27-0	22	25	12	7	81	2.7
04-05*	7-0	72-10.3	12-26	.462	6-14	.429	5-6	.833	2	8	10	1.4	7-0	4	4	1	1	35	5.0
05-06	22-21	668-30.4	118-242	.488	8-28	.286	70-86	.814	41	63	104	4.7	58-1	22	43	14	21	314	14.3
06-07	32-30	1061-33.2	185-392	.472	19-63	.302	116-140	.829	44	141	185	5.8	83-3	51	69	19	15	505	15.8
<b>Totals</b>	<b>91-51</b>	<b>2203-24.2</b>	<b>345-748</b>	<b>.461</b>	<b>50-171</b>	<b>.292</b>	<b>195-239</b>	<b>.816</b>	<b>106</b>	<b>255</b>	<b>361</b>	<b>4.0</b>	<b>175-4</b>	<b>99</b>	<b>141</b>	<b>46</b>	<b>44</b>	<b>935</b>	<b>10.3</b>


\* Univ. of Florida

AZTEC BASKETBALL MEDIA GUIDE

# Departed Letterwinners



2002 NCAA TOURNAMENT ▶ 2003 NIT ▶ 2006 NCAA TOURNAMENT ▶ 2007 NIT



## Brandon Heath

**Jersey No. 1**

**Guard, Ht. 6-4, Wt. 203**

**High School: Westchester High (Los Angeles, Calif.)**

**Birthdate: March 1, 1984 (Los Angeles, Calif.)**

**SDSU Letters (4): 2003-04, 2004-05, 2005-06, 2006-07**

The all-time leading scorer in school history and MWC, Heath will go down as one of the greatest Aztec players to ever step foot on Montezuma Mesa.

### At San Diego State

Leaves the Aztecs as the all-time leader in the following statistical categories: scoring (2,189), field goals (749), field goals attempted (1,815), three-point field goals (281), three-point field goals attempted (798), steals (217), games played (125), games started (120), double-digit scoring games (112) and minutes played (4,275)... Also ranks among the school's all-time leaders in efficiency points (2nd - 1,652), points-rebounds-assists (2nd - 3,002), victories (2nd - 71), assists (3rd - 394), conference victories (3rd - 32), scoring average (4th - 17.5), three-point field goal percentage (10th - 35.2), efficiency average (15th - 13.22) and rebounds (17th - 419)... He is the only player in the Division I era to rank among SDSU's top 20 players in scoring (1st), rebounding (17th) and assists (3rd)... The only player in the 86-season history of the program to produce a 30-point scoring game in each of his four seasons... Won 71 games during his career, the second-highest total during a four-year span in school history... Guided SDSU to the 2006 NCAA Tournament and to the second round of the 2007 NIT... SDSU's 2006 outright conference title was its first in the Division I era and first since 1967-68... Became the first player in SDSU history to earn all-MWC accolades all four seasons (Fr.: honorable mention, So.: second team; Jr.: player of the year and first team; Sr.: first team)... One of only four players in school history to have five 30-point scoring games... Played in 125 games and recorded 112 double-digit scoring games, 54 20-point scoring games and five 30-point games... Led the Aztecs in scoring 60 times, in assists 45 times, efficiency 24 times and rebounds nine times... Eight-time MWC player of the week... Hit 13 big shots that either gave the Aztecs a lead it did not relinquish or forced overtime in the final 1:45 of the game... Left as the all-time MWC leader in scoring and steals... Left SDSU having scored in double figures a school-record

58 consecutive games and having started 85 straight games.

### As A Senior (2006-07 Season)

**NCAA Rankings:** 33rd - points per game, 58th - steals per game, 71st - 3-point field goals per game, 99th - 3-point field goal percentage per game

**MWC Rankings:** 2nd - scoring, 3rd - steals, 3rd - 3-point field goals made, 6th - assists, 7th - assist-to-turnover ratio, 13th - 3-point field goal percentage

Named a first-team all-MWC selection and a member of the all-MWC tournament team... Selected to the USBWA District 9 team and the NABC District 13 first team... Named to the Wooden Award preseason watch list and was a nominee for the Lowe's Senior CLASS Award... Three-time MWC Player of the Week... Named national player of the week by *CollegeInsider.com*, *FOXSports.com* and *SportingNews.com*... Ranked among the top 100 nationally in points per game, steals, three-point field goals per game and three-point field goal percentage... Had phenomenal single-season numbers: 1st in minutes played (1,217), 2nd in scoring (637), 4th in field goals (225), 4th in three-point field goals (87), 4th in points-rebounds-assists (884), 5th in steals (64), 8th in scoring average (19.3)... Led the Aztecs in scoring (19.3), minutes played (1,217), field goals (225), field goals attempted (534), three-point field goals (87), three-point field goals attempted (247) and efficiency points (503)... Second on the squad in assists (120) and steals (64)... Scored in double figures in all 33 games and had 16 20-point games and one 30-point game... Recorded the only double-double of his career with 22 points and 10 rebounds at TCU... Named MVP of the Shamrock Invitational.

### As A Junior (2005-06 Season)

**NCAA Rankings:** 33rd - 3-point field goals per game, 37th - 3-point field goal percentage, 37th - free throw percentage, 66th - points per game

**MWC Rankings:** 1st - scoring, free throw percentage, 3-point field goals made, 5th - 3-point field goal percentage, 6th - assists, 6th - assist/turnover ratio, 10th - steals

Selected as an honorable mention All-American by the Associated Press... Was the only MWC player on the All-

American squad... Named MWC Player of the Year... Earned league player of the week honors three times joining Cage and Aerick Sanders as the only Aztecs to win the award on three occasions in one season... A first-team all-MWC selection and a member of the all-MWC tournament team... Selected to the USBWA District 9 team and to the NABC District 13 first team... Was one of three players in the nation to rank among the NCAA's top 75 in scoring and top 40 in free throw percentage, three-point field goals made and three point field goal percentage... Was the first Aztec to lead the league in scoring since 1985-86... Led the team in scoring (18.4), games started (33), minutes played (353), three-point field goals made (98) and free throw percentage (84.9)... Second on the team in assists (114), steals (49), free throws attempted (119) and three-point field goal percentage (40.8)... Only player in school history to record more than 600 points and 100 assists in the same season... Recorded MWC junior class records for most points scored (607) and most points in conference games (312)... MWC Player of the Week a league-high three times.

### As A Sophomore (2004-05 Season)

**NCAA Rankings:** 43rd - steals, 48th - scoring, 9th leading sophomore scorer, 10th leading sophomore in steals

**MWC Rankings:** 1st - steals, 3rd - scoring, 4th - assists, 6th - free throw percentage, 8th - assist/turnover ratio, 9th - 3-point field goals

A second-team all-MWC selection... Finished the season ranked No. 43 nationally in steals and 48th in scoring... One of five players and the only underclassman to rank in the top 50 nationally in both scoring and steals... Among sophomores nationally, he ranked 9th in scoring and 10th in steals... His 532 points are the most ever by an Aztec sophomore... His single-season rank among sophomores in the Aztecs' Division I era: 1st in points, scoring average, free throw percentage, steals and field goals attempted, 2nd in field goals, three-point field goals and three-point field goals attempted, 3rd in assists, points-rebounds-assists, points-rebounds-assists average, free throws, free throws attempted and minutes played, 4th in efficiency points and efficiency point average... Two-time MWC Player of the Week... Led the team in scoring (18.3), assists (107), steals (63), three-point field goals (48), free throw percentage (82.0) and minutes played (997)... First Aztec since 1996-97 to lead the team in both scoring and assists and just the fourth SDSU player to do so... Just the second Aztec to lead the team in scoring, assists and steals in the same season... Set a school record by making all 17 free throws vs. UNLV... The 17-for-

17 performance was the best single-game free throw shooting effort in the NCAA during the 2004-05 campaign.

### As A Freshman (2003-04)

**MWC Rankings:** 6th - steals, 7th - 3-point field goals, 9th - scoring

**MWC Freshman Rankings:** 1st - scoring, steals, 3-point field goals

An all-MWC honorable mention pick... One of four freshmen among the 29 players that earned recognition by the league... Led the team in three-point field goals (48) and was 2nd on the squad in scoring (13.8), steals (41), and free throws (77)... Was the second freshman at SDSU to score 400 points... His 413 points were the fourth most by a freshman under Fisher... Set league freshman marks for points scored, field goals attempted, three-point field goals made, three-point field goals attempted and steals... His freshman numbers rank among the best in school history, including: 1st in field goals attempted (368) and free throws (77), 2nd in points (413), three-point field goals (48) and three-point field goals attempted (160), 3rd in minutes played (897), scoring average (13.8), steals (41) and free throws attempted (110), 4th in points-rebounds-assists (546) and field goals (144), 6th in free-throw percentage (70.0) and points-rebounds-assists average (18.20), 8th in efficiency points (264), 10th in assists (53) and efficiency average (8.80)... Became only the eighth freshman to start in a season opener under Fisher.

### High School

Graduated from Westchester High in Los Angeles... Westchester was ranked No. 1 nationally during his senior season... He was selected to *Street & Smith's* third-team All-American prep team... Listed as the nation's 68th top recruit by *PrepWest Hoops* and the 19th best shooting guard in the U.S. by *Athlon Sports*... A three-time all-state and all-city selection, he scored a team-high 17 points in the Southern California regional championship and followed that up with a 20-point effort in leading Westchester to the 2001 state championship... Seven of his high school teammates played college basketball... Attended the same school as Aztec 1,000-point scorer Tony Bland.

### Personal

Full name is Brandon Loyvon Heath... Born March 1, 1984, in Los Angeles, Calif... Son of Dollicia and Bobby Heath... Considered Syracuse, USC and Seton Hall, although the only official visit he took was to SDSU... Member of the Student-Athlete Advisory Committee... Earned his degree in sociology.

### ▶ Brandon Heath's Career Statistics

Year	G-GS	Min.-Avg.	FG-FGA	Pct.	3P-3PA	Pct.	FT-FTA	Pct.	OR	DR	Reb	Avg.	PF-D	AT	TO	BS	ST	Pts	Avg.
03-04	30-26	897-29.9	144-368	.391	48-160	.300	77-110	.700	23	57	80	2.7	58-0	53	66	0	41	413	13.8
04-05	29-28	997-34.4	176-432	.407	48-151	.318	132-161	.820	21	80	101	3.5	53-1	107	104	3	63	532	18.3
05-06	33-33	1164-35.3	204-481	.424	98-240	.408	101-119	.849	21	90	111	3.4	54-1	114	119	1	49	607	18.4
06-07	33-33	1217-36.9	225-534	.421	87-247	.352	100-134	.746	29	98	127	3.8	54-0	120	104	2	64	637	19.3
<b>Totals</b>	<b>125-120</b>	<b>4275-34.2</b>	<b>749-1815</b>	<b>.413</b>	<b>281-798</b>	<b>.352</b>	<b>410-524</b>	<b>.782</b>	<b>94</b>	<b>325</b>	<b>419</b>	<b>3.4</b>	<b>219-2</b>	<b>394</b>	<b>393</b>	<b>6</b>	<b>217</b>	<b>2189</b>	<b>17.5</b>

# 2006-07 Recaps



2002 NCAA TOURNAMENT ▶ 2003 NIT ▶ 2006 NCAA TOURNAMENT ▶ 2007 NIT

2006-07 RECAPS ◀ REVIEW



## Game 1

San Diego State 87  
Murray State 84

Nov. 10, 2006 ♦ Moraga, Calif.  
McKeon Pavilion ♦ Att.: 2,100

MORAGA, Calif. - San Diego State opened the season with a victory following an NCAA Tournament appearance the year before for the first time in SDSU's Division I era after Brandon Heath nailed a half-court shot as time expired to lift the Aztecs to a thrilling 87-84 victory over Murray State at the Shamrock Invitational.

SDSU started the game by spotting the 2006 NCAA Tournament participant Racers a nine-point lead nearly six minutes into the contest. MSU came out firing, particularly Tyler Holloway, who hit four three-pointers in the first half. But the Aztecs rallied to retake the lead and went into the half leading by seven.

In the second half, San Diego State kept the pressure on the Racers increasing its lead to as many as 10 points with just over 14 minutes left in the game. But Murray State cut the lead to four in less than two minutes setting the tone for the rest of the game.

The two teams went back and forth with MSU cutting the lead to three on numerous occasions. Then with 25 seconds left, Holloway hit a three-pointer to reduce the Aztecs' lead to three and was followed by Bruce Carter's triple with 15 seconds left to tie the game at 84.

After Carter's three, SDSU inbounded the ball to Heath, who dribbled the ball downcourt and missed a runner with five seconds left and the subsequent put-back dunk by Kyle Spain rimmed out and was rebounded by Holloway near mid-court. Heath then pursued the ball, poked it away and took it up court and fired a shot just past the half-court line and banked it in to give SDSU the victory.

Murray St.	MP	FG	3FG	FT	R	F	A TO	B	S	TP
Horton	*20	0-4	0-4	0-0	1	4	4 5	0	1	0
Holloway	*32	8-11	5-7	2-2	2	1	2 3	0	0	23
Witherspoon	*30	5-5	2-2	1-1	3	5	2 5	1	1	13
Paul	*32	3-6	2-3	2-2	3	3	3 0	1	3	10
Easley	*16	3-3	0-0	0-0	0	3	0 1	1	0	6
Ard	10	2-4	0-0	0-0	2	0	0 0	0	1	4
Carter	22	7-10	1-1	4-4	3	4	1 2	0	1	19
Thomas	6	0-3	0-3	0-0	0	0	1 2	0	0	0
Parker	17	3-6	0-0	0-0	6	2	0 2	0	1	6
Williams	15	1-2	1-1	0-0	2	3	2 3	1	0	3
Team					2		1			
<b>Totals</b>	<b>200</b>	<b>32-54</b>	<b>11-21</b>	<b>9-9</b>	<b>24</b>	<b>25</b>	<b>15 24</b>	<b>4</b>	<b>8</b>	<b>84</b>

SDSU	MP	FG	3FG	FT	R	F	A TO	B	S	TP
Heath	*39	8-17	5-10	6-6	5	2	3 1	0	1	27
Williams	*40	3-4	0-1	2-3	3	1	8 7	0	2	8
Lamb	*18	3-4	0-0	0-0	2	3	0 0	0	0	6
Wade	*32	4-8	1-3	2-2	4	3	1 6	0	3	11
Abukar	*32	4-12	0-0	7-8	1	1	0 3	2	0	15
Johnson	13	2-3	0-0	1-2	4	1	0 1	0	0	5
Pastorek	2	0-0	0-0	0-0	1	0	1 0	0	0	0
Spain	24	5-9	2-2	3-4	4	2	1 2	0	2	15
Team					4					
<b>Totals</b>	<b>200</b>	<b>29-57</b>	<b>8-16</b>	<b>21-25</b>	<b>27</b>	<b>14</b>	<b>13 21</b>	<b>2</b>	<b>8</b>	<b>87</b>

Halftime: San Diego St. 41, Murray St. 34. FG %: Murray St. 59.3, San Diego St. 50.9. 3FG%: Murray St. 52.4, San Diego St. 50.0. FT%: Murray St. 100, San Diego St. 84. Officials: Thomas Wood, Ken Ditty, Chad Johnson. Technicals: None.



## Game 2

San Diego State 74  
Saint Mary's (CA) 73

Nov. 11, 2006 ♦ Moraga, Calif.  
McKeon Pavilion ♦ Att.: 2,056

MORAGA, Calif. - Brandon Heath made two free throws with 17 seconds left in the game to give San Diego State a lead it would not relinquish as the Aztecs defeated Saint Mary's (CA), 74-73, in the second game of the Shamrock Invitational.

The Gaels controlled the game from the outset and jumped out to a seven-point lead with just three and a half minutes gone by. The Aztecs took a brief 23-22 lead on a layup by Heath, but it was short-lived as SMC's Ian O'Leary responded with his own layup to retake the lead.

O'Leary's bucket led to an eight-point Saint Mary's lead with under three minutes to go and went into the half up 39-35.

Once the second half started the Aztecs went on a 5-0 run to take their second lead of the game. The contest went back and forth over the next 10 minutes before SDSU began to pull away.

San Diego State took a six-point lead on a jumper by Mohamed Abukar (21 points) that eventually grew to nine points with 5:44 remaining.

But the game reverted to its old ways when the Gaels went on a 7-0 run and later a 5-0 run late in the contest to take a 73-72 lead with 34 seconds left.

After an SMC timeout, SDSU put the ball in Heath's hands, who nailed a pair of free throws after being fouled.

The game had one more intense moment as SMC's Todd Golden missed a three-pointer at the horn that would have given the Gaels the victory.

Heath, who hit a half-court shot to win the game at the buzzer the previous night, finished the contest with 20 points, marking the second time in as many games he reached the 20-point plateau.

SDSU	MP	FG	3FG	FT	R	F	A TO	B	S	TP
Heath	*39	7-21	0-3	6-6	5	2	6 4	0	2	20
Williams	*40	2-8	2-2	0-1	3	4	5 5	0	4	6
Wade	*20	5-6	0-0	2-2	2	4	1 1	0	0	12
Spain	*37	3-7	0-0	1-2	5	4	1 1	1	4	7
Abukar	*32	9-17	1-1	2-3	7	3	0 0	1	0	21
Johnson	19	4-5	0-0	0-0	5	3	0 0	0	0	8
Pastorek	5	0-0	0-0	0-0	0	0	0 0	0	1	0
Martin	1	0-0	0-0	0-0	0	0	0 0	0	0	0
Lamb	7	0-0	0-0	0-0	1	0	0 0	2	0	0
Team					6					
<b>Totals</b>	<b>200</b>	<b>30-64</b>	<b>3-9</b>	<b>11-14</b>	<b>34</b>	<b>20</b>	<b>13 11</b>	<b>4</b>	<b>11</b>	<b>74</b>

Saint Mary's	MP	FG	3FG	FT	R	F	A TO	B	S	TP
Hunter	*30	6-14	2-6	0-1	5	1	1 3	0	0	14
O'Leary	*34	5-12	1-6	3-4	8	1	1 0	1	1	14
Simpson	*28	5-14	0-1	1-4	10	3	1 6	6	1	11
Collins	*28	4-10	0-1	4-4	8	1	0 2	1	2	12
Golden	*35	5-10	5-9	0-0	3	3	5 1	0	1	15
Williams	15	0-2	0-2	0-0	2	2	0 3	0	0	0
Smith	14	2-4	0-1	0-1	1	4	1 3	0	0	4
Samhan	16	1-3	0-0	1-2	7	1	3 0	2	0	3
Team					5					
<b>Totals</b>	<b>200</b>	<b>28-69</b>	<b>6-17</b>	<b>9-16</b>	<b>49</b>	<b>16</b>	<b>12 18</b>	<b>10</b>	<b>5</b>	<b>73</b>

Halftime: Saint Mary's 39, San Diego St. 35. FG %: San Diego St. 47.2, Saint Mary's 40.6. 3FG%: San Diego St. 50.0, Saint Mary's 30.8. FT%: San Diego St. 78.6, Saint Mary's 56.3. Officials: Dick Cartmell, Andy Rios, Rick Batsell. Technicals: None.



## Game 3

San Diego State 76  
Seattle Pacific 73

Nov. 12, 2006 ♦ Moraga, Calif.  
McKeon Pavilion ♦ Att.: 1,627

MORAGA, Calif. - San Diego State had four players score in double figures in helping the Aztecs to a 76-73 victory over Division II Seattle Pacific at the Shamrock Invitational. The win allowed SDSU to claim its first in-season event title since 1987 and fifth overall during its time as a Division I school.

The Falcons came out firing as they connected on 13 first-half shots, six of which were three-point field goals. Dustin Bremerman had the hot hand making 7 of 11 from the field, including a trio of three-pointers en route to 19 first-half points.

Seattle Pacific led by as many as five points with 3:02 left in the first half, but the Aztecs fought back to tie the score at 34 after the first 20 minutes of play.

In the second half, San Diego State took control of the game and led by seven points with 11:32 remaining. After an SPU free throw to cut the Aztecs lead to six, SDSU went on a 6-0 run to go up 12 with 9:10 left in the ballgame.

The Falcons kept chipping away at the Aztec lead and trailed by seven with 38 seconds showing on the clock until Bremerman made two layups in four seconds to cut the lead to three.

Once SDSU inbounded the ball, Jered Moultrie stole the ball away from Richie Williams with 19 seconds left and Marques Echols' three-point shot came up empty handing the Aztecs the win.

For the game, Mohamed Abukar had his first career double-double with 22 points and 10 rebounds, while Brandon Heath scored 20 and Lorenzo Wade and Williams added 14 and 12 points, respectively.

SDSU	MP	FG	3FG	FT	R	F	A TO	B	S	TP
Heath	*39	6-12	3-5	5-8	4	1	2 4	0	3	20
Williams	*40	5-9	2-4	0-0	3	4	3 4	0	1	12
Wade	*32	6-8	0-0	2-2	4	4	0 3	0	0	14
Spain	*35	0-5	0-1	6-6	11	3	0 3	1	0	6
Abukar	*36	6-10	2-2	8-10	10	0	4 1	0	0	22
Johnson	13	0-0	0-0	2-2	2	1	0 1	0	0	2
Pastorek	4	0-1	0-1	0-0	0	0	0 0	0	0	0
Lamb	1	0-0	0-0	0-0	0	0	0 0	0	0	0
Team					3					
<b>Totals</b>	<b>200</b>	<b>23-45</b>	<b>7-13</b>	<b>23-28</b>	<b>37</b>	<b>13</b>	<b>9 16</b>	<b>1</b>	<b>4</b>	<b>76</b>

SPU	MP	FG	3FG	FT	R	F	A TO	B	S	TP
Moultrie	*32	1-2	1-1	1-2	6	1	5 2	0	2	4
Matzen	*38	6-13	3-10	0-0	3	0	2 0	0	0	15
Bremerman	*33	13-24	3-10	5-7	2	1	3 4	0	1	34
Jackson	*27	4-9	2-7	0-0	1	5	3 0	0	2	10
Will	*17	1-5	0-0	0-0	4	5	1 1	0	0	2
Echols	10	0-2	0-2	0-0	2	2	1 1	0	1	0
Reed	6	0-0	0-0	0-0	0	2	0 1	0	0	0
Popovich	3	0-0	0-0	0-0	0	1	0 0	0	0	0
Dierderichs	20	3-9	2-5	0-0	3	3	1 0	0	1	8
Lynch	14	0-2	0-1	0-0	0	0	0 0	0	0	0
Team					6					
<b>Totals</b>	<b>200</b>	<b>28-66</b>	<b>11-36</b>	<b>6-9</b>	<b>27</b>	<b>20</b>	<b>16 10</b>	<b>0</b>	<b>7</b>	<b>73</b>

Halftime: San Diego St. 34, Seattle Pacific 34. FG %: San Diego St. 51.1, Seattle Pacific 42.4. 3FG%: San Diego St. 53.8, Seattle Pacific 30.6. FT%: San Diego St. 82.1, Seattle Pacific 66.7. Officials: Michael Eggers, Horace Shields, Steven Dreher. Technicals: None.



# 2006-07 Recaps



2002 NCAA TOURNAMENT ▶ 2003 NIT ▶ 2006 NCAA TOURNAMENT ▶ 2007 NIT



## Game 4

San Diego State 84  
UC San Diego 48

Nov. 15, 2006 ♦ San Diego, Calif.  
Cox Arena ♦ Att.: 6,017

SAN DIEGO - San Diego State held UC San Diego to just 14 first-half points en route to a 84-48 victory in the Aztecs' home opener at Cox Arena.

SDSU started the game with a 15-2 lead and held the Tritons to one field goal over the first six minutes before Andrew Browning hit a jumper to halt the streak at 13:54.

At halftime, the Aztecs found themselves ahead 41-14 with Brandon Heath leading all scorers with 12 points on 5-of-6 shooting.

The second half was a carbon copy of the first with SDSU holding UCSD without a point for the first 4 minutes and 25 seconds. After a pair of Triton free throws, the Aztecs found themselves ahead by 36 points.

Not two minutes later, UC San Diego had spotted San Diego State a 42-point lead and the Aztecs cruised to a 36-point win.

Heath finished the game with a game-high 18 points, while backcourt teammate Richie Williams posted 11 points.

In the frontcourt, Lorenzo Wade scored a career-best 15 points to go along with seven rebounds and Mohamed Abukar contributed 12. Jon Pastorek came off the bench and recorded 13 points in 20 minutes.

Leading the way for UCSD was Jordan Lawley who finished with 18 points and five rebounds.

The 36-point victory was the largest margin of victory since SDSU defeated UC San Diego by 45 in 2001. In addition, the Aztecs' 42-point lead with 13:10 remaining was their largest in the last two seasons.

UCSD	MP	FG	3FG	FT	R	F	A TO	B	S	TP
Lawlor	*22	1-4	0-2	0-0	2	3	0 1	0	0	2
Stuckey	*19	2-9	1-2	0-0	0	5	0 3	1	2	4
Kim	*26	2-5	2-5	0-0	3	0	0 1	0	0	6
Poppen	*13	0-6	0-2	0-0	0	1	0 1	1	1	0
Allard	*23	3-6	2-2	0-0	2	0	3 3	0	1	8
Lawley	*33	7-14	2-6	2-2	5	2	3 1	0	0	18
Acevedo	10	0-5	0-3	0-0	1	0	0 0	0	0	0
Ward	11	0-4	0-1	2-2	5	2	2 2	1	1	2
Browning	15	1-5	0-3	0-0	0	5	0 1	1	1	2
Peters	28	2-5	2-5	0-0	3	0	3 0	0	2	6
Team					6			2		
<b>Totals</b>	<b>200</b>	<b>18-63</b>	<b>8-30</b>	<b>4-4</b>	<b>27</b>	<b>18</b>	<b>11 15</b>	<b>4</b>	<b>8</b>	<b>48</b>

SDSU	MP	FG	3FG	FT	R	F	A TO	B	S	TP
Wade	*31	6-12	1-2	2-2	7	1	5 0	1	2	15
Abukar	*27	3-6	0-0	6-6	6	1	3 2	1	1	12
Lamb	*23	2-3	0-0	2-4	1	2	2 3	1	1	6
Heath	*29	8-10	2-2	0-2	6	2	1 2	0	2	18
Williams	*30	3-3	3-3	2-2	3	1	4 2	1	0	11
Hoerner	15	1-3	0-0	1-2	2	1	0 1	2	0	3
Johnson	18	1-2	0-0	4-6	3	2	1 3	0	1	6
Pastorek	20	4-6	3-4	2-2	1	2	0 3	1	0	13
Martin	7	0-1	0-0	0-0	5	0	1 0	0	0	0
Team					3					
<b>Totals</b>	<b>200</b>	<b>28-46</b>	<b>9-11</b>	<b>19-26</b>	<b>40</b>	<b>11</b>	<b>17 15</b>	<b>9</b>	<b>7</b>	<b>84</b>

Halftime: San Diego St. 41, UC San Diego 14. FG%: San Diego St. 60.9, UC San Diego 28.6. 3FG%: San Diego St. 81.8, UC San Diego 26.7. FT%: UC San Diego 100.0, San Diego St. 73.1. Officials: Scott Thornley, David Hall, Bill Kennedy. Technicals: None.



## Game 5

San Diego State 86  
California 79

Nov. 18, 2006 ♦ San Diego, Calif.  
Cox Arena ♦ Att.: 8,028

SAN DIEGO - San Diego State snapped a seven-game losing streak to Pacific-10 Conference schools with its 86-79 victory over California at Cox Arena.

The Golden Bears, who handed the Aztecs their worst loss of the season a year ago, allowed SDSU to shoot 60.7 percent for the game and an astounding 70 percent in the second half.

San Diego State had three players score in double figures and were led by Jerome Habel.

Habel, playing in his first game of his career after serving a team suspension, was 10-of-11 shooting for a game-high 23 points and had seven rebounds.

Mohamed Abukar added 22 points and seven boards and Brandon Heath had 19 points and a game-high seven assists.

In the first half, San Diego State shot 50 percent from the field and limited California to 38.7 percent, but went into the half trailing 31-30 due to the Golden Bears making two more three-pointers than the Aztecs.

Midway through the second half San Diego State went on an 8-0 run to go up 11 points with 8:34 remaining. Cal got within three points with 13 seconds on the clock, but Abukar and Kyle Spain hit four free throws in the final 10 seconds to put the game out of reach.

The Golden Bears were led by freshman Ryan Anderson's 21 points and eight rebounds.

The Aztecs improved to 5-0 for the just the fifth time in their Division I history.

California	MP	FG	3FG	FT	R	F	A TO	B	S	TP
Robertson	*34	3-5	1-2	0-2	5	1	4 3	0	1	7
Anderson	*29	8-12	2-4	3-4	8	5	0 1	0	2	21
Hardin	*31	4-11	0-0	2-3	7	4	1 4	3	0	10
Ubaka	*36	2-13	1-4	0-0	1	3	2 1	0	1	5
Wilkes	*35	7-12	1-3	0-0	2	0	1 1	0	0	15
Randle	21	6-9	2-3	4-4	0	2	3 2	0	1	18
Vierneisel	1	0-0	0-0	0-0	0	0	0 0	0	0	0
Christopher	12	1-1	1-1	0-0	0	2	0 1	0	0	3
Harrison	1	0-0	0-0	0-0	0	0	0 0	0	0	0
Team					1					
<b>Totals</b>	<b>200</b>	<b>31-63</b>	<b>8-17</b>	<b>9-13</b>	<b>24</b>	<b>17</b>	<b>11 13</b>	<b>3</b>	<b>5</b>	<b>79</b>

SDSU	MP	FG	3FG	FT	R	F	A TO	B	S	TP
Spain	*25	2-5	0-0	4-4	5	3	1 3	0	0	8
Abukar	*36	8-12	2-3	4-4	7	0	3 1	1	0	22
Lamb	*13	2-4	0-0	0-0	2	1	1 0	1	1	4
Heath	*40	7-15	3-7	2-2	2	1	7 5	0	3	19
Williams	*21	1-1	0-0	0-0	4	5	4 2	0	2	2
Johnson	3	0-0	0-0	0-0	0	0	0 1	0	0	0
Habel	30	10-11	0-0	3-8	7	3	0 2	3	0	23
Wade	32	4-8	0-2	0-0	4	2	2 3	1	1	8
Team					3					
<b>Totals</b>	<b>200</b>	<b>34-56</b>	<b>5-12</b>	<b>13-18</b>	<b>34</b>	<b>15</b>	<b>18 17</b>	<b>6</b>	<b>7</b>	<b>86</b>

Halftime: California 31, San Diego St. 30. FG%: San Diego St. 60.7, California 49.2. 3FG%: California 47.1, San Diego St. 41.7. FT%: San Diego St. 72.2, California 69.2. Officials: Scott Thornley, David Hall, Bill Kennedy. Technicals: None.



## Game 6

San Diego State 79  
UC Riverside 45

Nov. 21, 2006 ♦ San Diego, Calif.  
Cox Arena ♦ Att.: 5,988

SAN DIEGO - Kyle Spain went perfect for the night, connecting on all six field goals, his lone three-point attempt and each of his five free throws en route to a career-high-tying 18 points and four rebounds in lifting San Diego State to a 79-45 victory over UC Riverside at Cox Arena.

Spain was just part of a scoring attack that included seven Aztecs scoring at least six points.

Brandon Heath led the next tier of scorers with 13 points, followed by Mohamed Abukar and Jer'Vaughn Johnson's nine and Jerome Habel, Lorenzo Wade and Richie Williams' six.

Johnson's point total marked a career best for the freshman, while Habel, who was making his first start as an Aztec, had 10 rebounds.

UC Riverside started the game on a positive note when Henrik Thomsen hit a three-point shot 14 seconds into the game. Unfortunately for the Highlanders, SDSU scored 15 unanswered points and never looked back and wound up with a 45-20 lead after 20 minutes of action.

The Aztecs kept the pressure on UCR as their lead grew to 30 with 18:44 left in the game. The closest the Highlanders got the rest of the way was 22 points with just under 10 minutes remaining after Justin Bell made a layup.

The 34-point victory over UC Riverside was the Aztecs' largest margin of victory over a Division I school since they defeated Florida Atlantic by 33 on Nov. 30, 2001.

UCR	MP	FG	3FG	FT	R	F	A TO	B	S	TP
Bekono	*24	0-1	0-0	0-0	3	2	1 2	0	1	0
Thomsen	*35	5-10	2-4	1-2	2	5	1 5	0	1	13
Bell	*20	5-12	2-7	0-0	2	2	1 2	0	1	12
Bates	*23	4-10	0-1	0-1	4	1	0 0	0	1	8
Cunningham	*21	0-6	0-1	1-2	4	0	1 2	1	0	1
Johnson	7	1-3	0-1	0-0	1	1	0 1	0	0	2
Lott	12	0-3	0-1	0-0	0	1	1 4	0	1	0
Jim-George	2	0-1	0-1	0-0	0	0	0 0	0	0	0
Creppy	5	0-1	0-1	0-0	0	0	1 1	0	0	0
Ennis	19	1-3	0-0	0-0	5	1	0 1	0	2	2
Soto	12	0-0	0-0	1-2	0	1	1 1	0	1	1
Anderson	20	2-4	0-0	2-2	3	3	0 0	0	1	6
Team					3					
<b>Totals</b>	<b>200</b>	<b>18-54</b>	<b>4-17</b>	<b>5-9</b>	<b>27</b>	<b>17</b>	<b>7 20</b>	<b>1</b>	<b>9</b>	<b>45</b>

SDSU	MP	FG	3FG	FT	R	F	A TO	B	S	TP
Habel	*25	2-6	0-0	2-2	10	0	2 2	1	0	6
Spain	*22	6-6	1-1	5-5	4	1	1 1	0	2	18
Abukar	*25	4-9	1-3	0-0	5	4	0 2	0	0	9
Heath	*28	4-13	3-7	2-3	4	0	2 3	0	5	13
Williams	*30	2-6	1-2	1-1	4	4	8 4	0	3	6
Hoerner	5	2-2	0-0	0-0	2	1	0 2	0	0	4
Johnson	15	4-5	0-0	1-4	3	0	0 0	0	0	9
Pastorek	10	2-2	1-1	0-0	1	0	2 0	0	0	5
Martin	3	0-1	0-0	0-0	0	0	0 1	0	0	0
Lamb	12	1-1	0-0	1-4	2	1	1 2	2	0	3
Wade	25	3-6	0-1	0-0	6	2	1 2	1	2	6
Team					1					
<b>Totals</b>	<b>200</b>	<b>30-57</b>	<b>7-15</b>	<b>12-19</b>	<b>42</b>	<b>13</b>	<b>17 19</b>	<b>4</b>	<b>12</b>	<b>79</b>

Halftime: San Diego St. 45, UC Riverside 20. FG%: San Diego St. 52.6, UC Riverside 33.3. 3FG%: San Diego St. 46.7, UC Riverside 23.5. FT%: San Diego St. 63.2, UC Riverside 55.6. Officials: Bill Gracey, Ronnie Hernandez, Doran Gotschall. Technicals: None.

# 2006-07 Recaps



2002 NCAA TOURNAMENT ▶ 2003 NIT ▶ 2006 NCAA TOURNAMENT ▶ 2007 NIT

2006-07 RECAPS ◀ REVIEW



## Game 7

**San Diego State 76  
UC Santa Barbara 72**

Nov. 25, 2006 ♦ Santa Barbara, Calif.  
The Thunderdome ♦ Att.: 1,267

SANTA BARBARA, Calif. -- Brandon Heath scored 23 of his game-high 29 points in the second half to lead San Diego State to a 76-72 victory over UC Santa Barbara at The Thunderdome.

The visiting Aztecs were in control of the game for the majority of the first half holding a lead as large as eight points with just over 10 minutes left. However, UCSB's James Powell hit two free throws at the 6:22 mark to give the Gauchos the lead.

UCSB extended the lead to five after buckets by Alex Harris and Powell. But Jerome Habel kept San Diego State in the game by making three consecutive baskets to cut the Gaucho lead to two, 31-29, going into intermission.

Habel finished the first 20 minutes of action with 14 points on 7-of-8 shooting.

In the second half, SDSU struggled to get into a rhythm offensively and allowed UC Santa Barbara to increase its lead to eight with 12 minutes left.

As the game continued, the Gauchos maintained its cushion until the Aztecs went on a 10-0 spurt to move past UCSB, 58-55, with under five minutes to play.

San Diego State pulled away and padded its lead to 69-62 with 1 minute and 30 seconds left, but UC Santa Barbara would not go away as it cut the Aztecs lead to three thanks to a three-point play by Justin Joyner with 24 seconds on the clock.

But down the stretch, SDSU hit three free throws to put the game out of UCSB's reach and escaped with its seventh consecutive victory and its second-best all-time start to open the season.

Heath's double-figure scoring effort was his 32nd consecutive game with at least 10 points, tying him for the school lead with Zack Jones.

SDSU	MP	FG	3FG	FT	R	F	A	TO	B	S	TP
Habel	*34	7-12	0-0	0-2	7	4	1	2	2	1	14
Spain	*27	0-4	0-0	4-4	4	4	2	0	1	1	4
Abukar	*34	4-12	0-0	6-8	9	1	1	3	0	1	14
Heath	*38	9-14	5-8	6-10	4	1	2	1	0	4	29
Williams	*29	1-2	0-1	0-0	5	4	5	5	0	0	2
Johnson	*4	0-0	0-0	0-0	0	2	0	0	0	0	0
Lamb	7	0-1	0-0	0-0	1	0	1	0	0	0	0
Wade	27	6-10	0-2	1-2	1	1	1	2	0	1	13
Team					1						
<b>Totals</b>	<b>200</b>	<b>27-55</b>	<b>5-11</b>	<b>17-26</b>	<b>32</b>	<b>17</b>	<b>13</b>	<b>13</b>	<b>3</b>	<b>8</b>	<b>76</b>

UCSB	MP	FG	3FG	FT	R	F	A	TO	B	S	TP
Devine	*33	5-7	0-0	4-7	7	4	0	3	0	1	14
Garlepp	*29	1-5	0-1	2-2	6	4	1	2	1	0	4
Powell	*27	6-12	2-6	2-2	0	4	2	2	0	2	16
Joyner	*35	4-6	2-4	1-1	5	5	1	3	0	0	11
Harris	*39	8-19	1-5	4-5	4	3	6	5	0	1	21
Elliott	18	0-0	0-0	0-0	2	3	0	1	0	1	0
Gibb	3	0-1	0-0	0-0	0	0	0	0	1	0	0
Bing	16	3-3	0-0	0-0	3	0	4	1	0	1	6
Team					2						
<b>Totals</b>	<b>200</b>	<b>27-53</b>	<b>5-16</b>	<b>13-17</b>	<b>29</b>	<b>23</b>	<b>14</b>	<b>17</b>	<b>2</b>	<b>6</b>	<b>72</b>

**Halftime:** UC Santa Barbara 31, San Diego St. 29. **FG%:** UC Santa Barbara 50.9, San Diego St. 49.1. **3FG%:** San Diego St. 45.5, UC Santa Barbara 31.3. **FT%:** UC Santa Barbara 76.5, San Diego St. 65.4. **Officials:** Duane Allen, Shawn Lehigh, Jim Stupin. **Technical:** None.



## Game 8

**San Diego State 79  
San Diego 76**

Nov. 29, 2006 ♦ San Diego, Calif.  
Cox Arena ♦ Att.: 9,075

SAN DIEGO - Senior guard Brandon Heath scored eight of his 21 points in the final 28 seconds of the game to help San Diego State hold off San Diego, 79-76, at Cox Arena on Wednesday night.

The victory was the third straight in the series at home for the Aztecs, who also tied the school-record for the best start to a season and gave head coach Steve Fisher the best start of his career.

San Diego State led 41-40 at intermission, and took the lead for good on a dunk by Jerome Habel with 15:22 to play in the second half. The Aztecs built the advantage to 10 points, leading 67-57 with 6:51 to play. A frantic San Diego rally cut the SDSU advantage to three points with 2:42 remaining.

Heath extended the advantage to five points with a jumper, and made six consecutive free throws in the final 15 seconds to clinch the victory for San Diego State.

Senior forward Mohamed Abukar led the way for the Aztecs with 22 points, seven rebounds and three assists. He connected on 8-of-14 shots from the field, including a straightaway 24-foot three-point field goal to tie the game in the first half.

Sophomore Lorenzo Wade came off the bench to contribute 14 points and six rebounds and classmate Kyle Spain added 12 points and four rebounds for the Aztecs.

San Diego was led by Ross DeRogatis with 23 points on the strength of five three-point field goals.

Heath scored in double figures for the 33rd consecutive game to set a new school record.

USD	MP	FG	3FG	FT	R	F	A	TO	B	S	TP
Fleming	*21	2-6	0-3	0-0	4	5	3	2	0	0	4
Lewis	*31	6-10	3-6	1-1	8	1	3	0	0	0	16
White	*27	2-5	0-0	0-2	12	4	1	2	0	0	4
Johnson	*32	1-8	0-3	0-2	1	2	6	6	0	1	2
DeRogatis	*31	8-14	5-9	2-4	1	3	3	3	0	1	23
Murdock	17	3-6	0-3	0-0	0	3	2	2	0	1	6
Pomare	21	5-9	0-0	7-10	7	2	0	2	1	0	17
Jackson	20	2-4	0-1	0-0	2	1	0	2	0	1	4
Team					1						
<b>Totals</b>	<b>200</b>	<b>29-62</b>	<b>8-25</b>	<b>10-19</b>	<b>36</b>	<b>21</b>	<b>18</b>	<b>19</b>	<b>1</b>	<b>4</b>	<b>76</b>

SDSU	MP	FG	3FG	FT	R	F	A	TO	B	S	TP
Spain	*24	3-7	0-2	6-9	4	0	0	1	0	1	12
Abukar	*38	8-14	1-2	5-6	7	3	3	2	1	0	22
Habel	*29	1-5	0-0	0-0	6	4	3	2	0	0	2
Heath	*35	7-17	1-6	6-6	3	2	4	2	0	2	21
Williams	*36	3-4	1-1	1-1	5	3	2	4	0	2	8
Johnson	5	0-0	0-0	0-0	2	3	0	2	0	0	0
Lamb	5	0-0	0-0	0-0	1	1	0	0	0	0	0
Wade	28	7-14	0-2	0-0	6	1	1	1	0	3	14
Team					3			1			
<b>Totals</b>	<b>200</b>	<b>29-61</b>	<b>3-13</b>	<b>18-22</b>	<b>37</b>	<b>17</b>	<b>13</b>	<b>15</b>	<b>1</b>	<b>8</b>	<b>79</b>

**Halftime:** San Diego St. 41, San Diego 40. **FG%:** San Diego St. 47.5, San Diego 46.8. **3FG%:** San Diego 32.0, San Diego St. 23.1. **FT%:** San Diego St. 81.8, San Diego 52.6. **Officials:** Verne Harris, Bill Gracey, Mike Scyphers. **Technical:** None.



## Game 9

**Western Michigan 84  
San Diego State 73**

Dec. 2, 2006 ♦ Kalamazoo, Mich.  
University Arena ♦ Att.: 3,218

KALAMAZOO, Mich. - San Diego State had its 8-0 start to begin the season ruined by Western Michigan as the Broncos handed the Aztecs their first defeat of the season, 84-73, at University Arena.

SDSU had five players score in double figures, but could not overcome 22 turnovers that led to 21 WMU points.

Mohamed Abukar led the way for the Aztecs with 17 points on 6-of-11 shooting, including 3-of-4 from three-point distance. Jerome Habel added 14 points and seven rebounds, while Lorenzo Wade contributed 12 points and a career-best eight rebounds off the bench.

The starting backcourt tandem of Brandon Heath and Richie Williams added 13 and 12 points, respectively, but combined to shoot 7-for-24 with nine turnovers.

At the start of the game, San Diego State led by as many as eight, but lost the lead on a three-pointer by David Kool with 12:42 left in the first half.

As the half came to a close, SDSU found itself up by four with 2:19 remaining, but the Broncos went on a 9-0 run to end the half and went into the locker room up 44-39.

In the second half, WMU increased its lead to seven, but the Aztecs went on a run of their own to take a seven-point lead with 7:36 left in the game.

Just as SDSU did, the Broncos went on their own 11-2 spurt to regain the lead and never looked back.

WMU's Andre Ricks was the game's high scorer with 29 points on 10-of-17 shooting. Teammate Joe Reitz added 18 points and seven rebounds, while Andrew Hershberger grabbed 10 rebounds.

SDSU	MP	FG	3FG	FT	R	F	A	TO	B	S	TP
Habel	*36	7-8	0-0	0-4	7	3	3	3	2	0	14
Spain	*20	1-7	0-2	0-0	6	3	1	2	0	1	2
Abukar	*30	6-11	3-4	2-2	5	4	1	4	0	1	17
Heath	*38	4-16	2-8	3-3	1	4	3	5	0	0	13
Williams	*37	3-8	1-4	5-9	6	3	4	4	0	1	12
Johnson	7	1-1	0-0	1-2	2	3	0	2	0	0	3
Pastorek	2	0-0	0-0	0-0	0	0	0	0	0	0	0
Martin	0+	0-0	0-0	0-0	0	0	0	0	0	0	0
Lamb	1	0-0	0-0	0-0	0	1	0	0	0	0	0
Wade	28	4-8	2-3	2-3	8	2	2	2	0	2	12
Team					2						
<b>Totals</b>	<b>200</b>	<b>26-59</b>	<b>8-21</b>	<b>13-23</b>	<b>38</b>	<b>23</b>	<b>14</b>	<b>22</b>	<b>2</b>	<b>5</b>	<b>73</b>

WMU	MP	FG	3FG	FT	R	F	A	TO	B	S	TP
Hershberger	*26	2-5	1-2	2-2	10	1	1	2	0	4	7
Reitz	*31	6-10	0-0	6-12	7	3	1	3	0	2	18
Ricks	*32	10-17	3-6	6-6	1	2	1	3	0	4	29
Redell	*34	2-9	1-5	2-4	3	4	6	0	1	1	7
Gary	*22	3-6	0-1	2-4	4	4	2	2	0	3	8
Fracalossi	9	0-1	0-0	1-2	0	0	1	1	0	0	1
Workman	13	2-5	1-3	0-0	5	0	1	0	2	0	5
Drews	9	0-2	0-2	0-0	1	0	0	1	0	0	0
Kool	14	3-6	1-3	2-2	2	4	0	0	0	1	9
Lawson	9	0-1	0-0	0-0	1	4	0	0	2	1	0
<b>Totals</b>	<b>200</b>	<b>28-62</b>	<b>7-22</b>	<b>21-32</b>	<b>34</b>	<b>22</b>	<b>13</b>	<b>12</b>	<b>4</b>	<b>16</b>	<b>84</b>

**Halftime:** Western Michigan 44, San Diego St. 39. **FG%:** Western Michigan 45.2, San Diego St. 44.1. **3FG%:** San Diego St. 38.1, Western Michigan 31.8. **FT%:** Western Michigan 65.6, San Diego St. 56.5. **Officials:** Tim Gabutero, Larry Spaulding, Mike Giarratano. **Technical:** None.

# 2006-07 Recaps



2002 NCAA TOURNAMENT ▶ 2003 NIT ▶ 2006 NCAA TOURNAMENT ▶ 2007 NIT



## Game 10

(14/15) Arizona 69  
San Diego State 48  
Dec. 9, 2006 ♦ San Diego, Calif.  
Cox Arena ♦ Att.: 12,414

SAN DIEGO - San Diego State was held to its lowest field goal, three-point and free throw percentage of the season in a 69-48 defeat at the hands of 14th/15th-ranked Arizona before a sellout crowd in the second game of the third annual San Diego SLAM. No. 22/24 Oklahoma State beat Ball State, 75-56, in the first game of the yearly doubleheader.

The Wildcats never trailed in the game, but could not shake the Aztecs early on. SDSU stayed within six points of UA for the first 10 minutes and tied the score at 14 with 10:34 left in the first half.

That would be the closest San Diego State would get the rest of the way.

The Wildcats held the Aztecs scoreless for nearly four minutes until Kyle Spain made a layup with 49 seconds left. Unfortunately for SDSU, UA's Chase Budinger responded with a three-pointer to give the 'Cats a 38-22 lead going into the locker room.

In the second half, Arizona kept the pressure on the Aztecs until Brandon Heath hit a three-pointer to cap a 10-3 run to close the UA gap to nine points with just under seven minutes remaining.

But like the end of the first half, the Wildcats had an answer in the form of a 12-2 spurt, 10 of which came from Marcus Williams and Mustafa Shakur, to put the game out of reach for the host Aztecs.

Williams, the game's most valuable player, finished with 21 points and 16 rebounds, while Shakur added 14 points and eight rebounds.

Meanwhile for SDSU, Heath ended the contest with a team-high 14 points and moved into sole possession of second place on San Diego State's all-time scoring list with his second bucket of the night.

The sellout crowd of 12,414 marks the fourth such game in Cox Arena history and the second against Arizona.

Arizona	MP	FG	3FG	FT	R	F	A TO	B	S	TP
Williams	*34	10-16	1-2	0-0	16	3	0 3	2	2	21
Budinger	*31	2-9	1-4	0-0	1	0	2 2	1	2	5
Radenovic	*37	4-10	1-1	1-2	5	2	3 1	0	0	10
McClellan	*34	3-9	0-2	4-6	7	2	1 2	1	0	10
Shakur	*33	6-11	2-4	0-0	8	3	5 3	0	2	14
Dillon	9	1-2	1-2	0-0	2	1	1 1	0	0	3
Wise	13	1-2	1-2	1-2	0	1	1 0	0	0	4
Brielmaier	8	1-1	0-0	0-0	3	1	0 1	0	0	2
Walters	1	0-0	0-0	0-0	0	0	0 0	0	0	0
Team					1					
<b>Totals</b>	<b>200</b>	<b>28-60</b>	<b>7-17</b>	<b>6-10</b>	<b>43</b>	<b>12</b>	<b>13 13</b>	<b>4</b>	<b>6</b>	<b>69</b>

SDSU	MP	FG	3FG	FT	R	F	A TO	B	S	TP
Habel	*32	4-8	0-1	1-2	7	1	1 1	0	0	9
Spain	*23	3-9	1-4	0-0	5	2	1 1	0	3	7
Abukar	*37	3-14	1-3	0-0	6	4	1 2	0	0	7
Heath	*39	6-18	2-10	0-0	4	0	2 3	0	1	14
Williams	*33	2-4	0-1	0-0	7	4	4 5	0	1	4
Johnson	4	0-0	0-0	0-0	0	1	1 0	0	0	0
Lamb	5	1-1	0-0	0-2	0	0	1 0	0	0	2
Wade	27	2-10	1-6	0-0	3	0	2 2	1	1	5
Team					2					
<b>Totals</b>	<b>200</b>	<b>21-64</b>	<b>5-25</b>	<b>1-4</b>	<b>34</b>	<b>12</b>	<b>13 14</b>	<b>1</b>	<b>6</b>	<b>48</b>

**Halftime:** Arizona 38, San Diego St. 22. **FG%:** Arizona 46.7, San Diego St. 32.8. **3FG%:** Arizona 41.2, San Diego St. 20.0. **FT%:** Arizona 60.0, San Diego St. 25.0. **Officials:** Randy McCall, Mike Littlewood, Mike Reed. **Technical:** None.



## Game 11

San Diego State 119  
Campbell 82  
Dec. 12, 2006 ♦ San Diego, Calif.  
Cox Arena ♦ Att.: 4,779

SAN DIEGO - SDSU snapped a two-game losing streak by shooting a Cox Arena-record 69.6 percent from the field in defeating Campbell, 119-82.

The Aztecs' point total was an arena record and marked the fourth highest offensive output in school history. It was also the 39th time in SDSU's Division I history that the Aztecs broke the century mark and the first time in 241 games.

The Fighting Camels started the game by scoring the first five points of the game and increased their lead to as many as seven with 13:21 on the clock.

SDSU slowly chipped away at the lead and used a 12-0 run to take over the game. Once the Camels put an end to the streak, the Aztecs stayed ahead for the rest of the half to go into the locker room, 58-42, after shooting 77.4 percent from the field and 61.5 percent (8-13) from three-point distance.

In the second half, SDSU poured it on, as all 10 Aztecs who saw the floor scored at least two points and six players scored in double figures.

Lorenzo Wade was the game's high scorer with a career-high 21 points on 8-of-10 shooting. Frontcourt teammate Jer'Vaughn Johnson also got into the act as he, too, established career highs with 17 points and six rebounds in just 18 minutes.

Mohamed Abukar and Brandon Heath each scored 19 points apiece with Abukar grabbing seven rebounds and Heath dishing out a season-high seven assists.

Also in double-figures for the Aztecs were Jerome Habel with 12 points (6-7 FG) and Richie Williams, who posted a season-high 15 points.

Campbell	MP	FG	3FG	FT	R	F	A TO	B	S	TP
Rodriguez	*28	9-14	1-2	0-1	5	1	2 2	0	5	19
Gibson	*22	2-4	1-1	2-4	5	3	0 2	0	0	7
Wohlfheil	*26	3-8	1-5	1-2	1	2	1 2	0	1	8
Pringle	*20	4-6	2-3	3-4	4	0	0 3	0	0	13
Eackles	*27	2-11	2-7	0-0	1	2	7 3	0	2	6
Vejraska	16	2-6	0-2	0-0	3	1	0 1	0	0	4
Bishop	22	5-10	3-6	1-2	4	0	0 0	0	1	14
Griffin	12	1-3	0-2	0-0	1	1	3 3	0	1	2
Smith	21	4-12	1-7	0-1	3	2	1 4	0	1	9
Hunt	4	0-0	0-0	0-0	0	4	0 1	0	0	0
Johnson	2	0-1	0-0	0-0	1	1	0 0	0	0	0
Team					2					
<b>Totals</b>	<b>200</b>	<b>32-75</b>	<b>11-35</b>	<b>7-14</b>	<b>30</b>	<b>17</b>	<b>14 21</b>	<b>0</b>	<b>11</b>	<b>82</b>

SDSU	MP	FG	3FG	FT	R	F	A TO	B	S	TP
Spain	*23	3-6	2-4	0-0	4	1	5 4	0	1	8
Abukar	*28	8-10	0-0	3-4	7	2	4 1	0	0	19
Habel	*24	6-7	0-0	0-0	6	3	2 3	3	1	12
Heath	*31	8-13	3-5	0-0	2	2	7 2	0	1	19
Williams	*28	3-5	2-4	7-7	1	2	6 3	1	2	15
Johnson	18	8-9	0-0	1-1	6	1	1 4	0	1	17
Pastorek	11	2-4	0-2	0-0	2	1	2 0	0	0	4
Martin	5	1-1	0-0	0-0	0	0	1 0	0	0	2
Lamb	8	1-4	0-0	0-0	1	3	1 1	0	0	2
Wade	24	8-10	3-4	2-2	4	1	4 2	0	2	21
Team					4					
<b>Totals</b>	<b>200</b>	<b>48-69</b>	<b>10-19</b>	<b>13-14</b>	<b>37</b>	<b>16</b>	<b>33 20</b>	<b>4</b>	<b>8</b>	<b>119</b>

**Halftime:** San Diego St. 58, Campbell 42. **FG%:** San Diego St. 69.6, Campbell 42.7. **3FG%:** San Diego St. 52.6, Campbell 31.4. **FT%:** San Diego St. 92.9, Campbell 50.0. **Officials:** Tim Gabutero, Eddie Jackson, Michael Irving. **Technical:** None.



## Game 12

San Diego State 74  
Loyola Marymount 63  
Dec. 16, 2006 ♦ San Diego, Calif.  
Cox Arena ♦ Att.: 6,033

SAN DIEGO - Brandon Heath scored a game-high 25 points with 19 coming in the second half and in the process became the Mountain West Conference's all-time scoring leader in San Diego State's 74-63 victory over Loyola Marymount at Cox Arena.

Heath, who hit a three-pointer to tie former New Mexico player Ruben Douglas at 1,782 points, nailed a 25-foot three-pointer at the top of the key to etch his name atop the league's all-time scoring list.

The game started with the Lions taking a couple of four-point leads in the first five minutes of the game, but the Aztecs tied the score at 13 with 14:10 showing on the clock and never looked back.

SDSU was fueled by Kyle Spain's 11 first-half points. The sophomore made two shots from beyond the three-point arc, was 4-for-5 from the field and added a career-high tying two blocks in the first 20 minutes of play. Spain ended the game with 13 points.

As the second half started with the Aztecs sporting a 35-25 lead, Heath took over the game. The senior scored eight of SDSU's first 12 points, then he hit a three to tie the MWC record and at the 11:51 mark, made a 25-footer to become the league's most prolific scorer.

LMU did not go away easily as it went on a 14-2 run spanning four-plus minutes and got to within six points until Mohamed Abukar made two free throws with 2:10 left to put the game out of reach.

Abukar finished the game with 17 points and seven rebounds, while Jerome Habel grabbed a game-high nine rebounds and Richie Williams dished out six assists.

LMU	MP	FG	3FG	FT	R	F	A TO	B	S	TP
Knight	*38	5-11	0-0	6-8	5	2	1 0	0	0	16
Maynard	*19	2-5	0-0	0-0	4	1	1 3	0	0	4
Worthy	*35	8-16	3-6	3-4	5	1	3 2	0	2	22
Miller	*30	3-11	3-9	1-2	1	3	1 2	0	2	10
Martin	*19	0-4	0-1	0-0	1	2	3 1	0	2	0
Counts	3	0-0	0-0	0-0	0	1	1 0	0	0	0
Deadwiler	8	1-3	0-1	2-3	1	0	1 1	0	0	4
Montgomery	10	0-2	0-1	0-0	0	1	2 1	0	0	0
Deric	12	1-2	0-0	3-4	4	5	0 0	0	0	5
Grubb	8	0-2	0-0	0-0	2	3	0 1	0	2	0
Ziri	15	0-5	0-2	2-4	5	1	1 0	0	0	2
Craig	3	0-0	0-0	0-0	1	1	1 0	0	0	0
<b>Totals</b>	<b>200</b>	<b>20-61</b>	<b>6-20</b>	<b>17-25</b>	<b>29</b>	<b>21</b>	<b>14 12</b>	<b>0</b>	<b>8</b>	<b>63</b>

SDSU	MP	FG	3FG	FT	R	F	A TO	B	S	TP
Spain	*26	5-8	2-5	1-1	2	2	1 1	2	2	13
Abukar	*31	5-11	1-4	6-6	7	3	3 5	0	0	17
Lamb	*7	0-0	0-0	0-0	0	2	0 0	0	0	0
Heath	*36	8-14	4-7	5-6	4	3	4 5	0	2	25
Williams	*36	1-3	1-2	0-1	3	3	6 5	0	0	3
Johnson	10	0-2	0-0	1-2	4	0	0 2	0	0	1
Habel	31	4-5	0-0	0-0	9	3	0 3	1	0	8
Wade	23	3-8	0-1	1-2	6	4	1 3	3	1	7
Team					5					
<b>Totals</b>	<b>200</b>	<b>26-51</b>	<b>8-19</b>	<b>14-18</b>	<b>40</b>	<b>20</b>	<b>15 24</b>	<b>6</b>	<b>5</b>	<b>74</b>

**Halftime:** San Diego St. 35, Loyola Marymount 25. **FG%:** San Diego St. 51.0, Loyola Marymount 32.8. **3FG%:** San Diego St. 42.1, Loyola Marymount 30.0. **FT%:** San Diego St. 77.8, Loyola Marymount 68.0. **Officials:** Mike Eggers, Jim Giron, Steve Drehes. **Technical:** Derick Grubb, Loyola Marymount.

# 2006-07 Recaps



2002 NCAA TOURNAMENT ▶ 2003 NIT ▶ 2006 NCAA TOURNAMENT ▶ 2007 NIT

2006-07 RECAPS ◀ REVIEW



## Game 13

**Washington State 64  
San Diego State 54**  
Dec. 21, 2006 ♦ Seattle, Wash.  
Key Arena ♦ Att.: 5,872

SEATTLE - San Diego State had its two-game winning streak snapped by Washington State in Seattle at the Cougar Hardwood Classic despite receiving a game-high 20 points from Brandon Heath.

The Aztecs trailed early spotting the Cougars a 5-0 lead less than a minute and a half into the game. But SDSU methodically chipped away at the lead and took control of the game at the 8:15 mark of the first half when it led 20-18 on a slam dunk by Lorenzo Wade.

The San Diego State lead would eventually swell to 10 points and the Aztecs went into the locker room up, 33-23, after holding WSU to 28.6 percent shooting, including 1-for-12 from behind the arc. In comparison, SDSU shot 52.2 percent from the field and was 3 of 6 from bonus distance.

As one sided as the first half was, the second half was the complete opposite.

Both schools traded points to open the final 20 minutes, but that is when Washington State used a stifling defense to control the Aztec offensive attack.

Following two Heath free throws to give SDSU a 37-29 lead, the Cougars went on a 21-0 run that lasted just over 10 minutes before Mohamed Abukar converted a three-point play to put a halt to the spurt. At that point, WSU was ahead by 10 points and would never let the Aztecs get within eight points the rest of the way.

During Washington State's decisive run, the Cougars forced San Diego State to eight turnovers and limited the Aztecs to 0-for-5 shooting.

Besides Heath, only Abukar finished in double figures with 12 points. Meanwhile, Jerome Habel had a team-best six rebounds off the bench with Jer'Vaughn Johnson making his first career start.

SDSU	MP	FG	3FG	FT	R	F	A	TO	B	S	TP
Johnson	*13	0-0	0-0	0-0	0	0	0	2	0	0	0
Spain	*20	1-3	0-1	0-2	2	5	2	0	0	0	2
Abukar	*37	4-10	0-3	4-4	4	2	0	6	1	1	12
Heath	*40	7-16	3-6	3-3	4	1	2	2	0	1	20
Williams	*37	2-2	1-1	0-0	4	4	1	5	0	2	5
Habel	27	1-2	0-0	6-8	6	2	1	2	0	1	8
Wade	26	3-7	1-2	0-0	4	2	1	3	1	1	7
Team					2						
<b>Totals</b>	<b>200</b>	<b>18-40</b>	<b>5-13</b>	<b>13-17</b>	<b>26</b>	<b>16</b>	<b>7</b>	<b>20</b>	<b>2</b>	<b>6</b>	<b>54</b>

WSU	MP	FG	3FG	FT	R	F	A	TO	B	S	TP
Harmeling	*27	1-4	0-2	0-0	3	3	2	0	0	1	2
Cowgill	*36	7-14	1-2	2-2	8	3	1	1	1	1	17
Low	*40	4-11	1-6	0-0	0	2	1	2	0	2	9
Koprivica	*26	3-6	1-4	4-5	2	1	0	1	0	2	11
Weaver	*34	6-13	0-0	4-5	11	1	4	2	1	1	16
Hopson	7	1-2	1-2	0-0	0	2	0	2	0	0	3
Rochestie	2	0-1	0-1	0-0	0	0	0	0	0	1	0
Baynes	3	0-0	0-0	0-0	0	0	0	0	0	0	0
Clark	25	2-6	0-2	2-4	4	2	6	1	1	1	6
Team					3						
<b>Totals</b>	<b>200</b>	<b>24-57</b>	<b>4-19</b>	<b>12-16</b>	<b>31</b>	<b>14</b>	<b>14</b>	<b>9</b>	<b>3</b>	<b>10</b>	<b>64</b>

**Halftime:** San Diego St. 33, Washington St. 23. **FG%:** San Diego St. 45.0, Washington St. 42.1. **3FG%:** San Diego St. 38.5, Washington St. 21.1. **FT%:** San Diego St. 76.5, Washington St. 75.0. **Officials:** Ruben Ramos, Rick Batsell, Mike Scyphers. **Technical:** None.



## Game 14

**San Diego State 78  
Lafayette 68**  
Dec. 30, 2006 ♦ San Diego, Calif.  
Cox Arena ♦ Att.: 5,881

SAN DIEGO - San Diego State forward Mohamed Abukar connected on 10 of 16 shots and finished the game with a career-high tying 26 points in leading the Aztecs to a 78-68 victory over Lafayette.

In addition to earning its 11th win of the season, San Diego State helped head coach Steve Fisher tally his 300th career win.

The Aztecs, who were playing the Leopards for the first time in school history, had trouble shaking the Patriot League member in the first half.

SDSU had an eight-point lead more than five minutes into the game and Lafayette cut it down to two before the Aztecs stretched their lead to 10 points on three different occasions. But as the half came to a close, the Leopards chipped away and were only down three points, 39-36, at the break.

The opening minutes of the second half was more of the same as Lafayette continued to stay in the game and were twice down by one with just under 15 minutes left in the game. However, Brandon Heath scored eight points in a four-minute span to spark a 14-2 Aztec run to break the game open.

SDSU led comfortably and built its lead to 16, but the Leopards mounted a bit of a comeback and outscored the Aztecs 12-3 over three and a half minutes to get within seven with 3:30 left in the game.

Lafayette found itself trailing by six with 33 seconds left, but the deficit proved to be too much as Abukar added four more points to provide the final margin.

Heath finished the game with 20 points, while Lorenzo Wade had 11 points and a career-high four blocks. Richie Williams nearly posted the school's first triple-double with eight points, eight rebounds and eight assists.

Lafayette	MP	FG	3FG	FT	R	F	A	TO	B	S	TP
Schmidt	*21	3-7	0-0	1-2	7	1	2	2	1	1	7
Detmer	*14	3-6	0-0	1-2	7	4	2	1	0	0	7
Brown	*30	1-8	0-4	0-0	3	4	2	2	0	0	2
Harley	*27	3-7	0-3	2-2	0	1	3	2	0	1	8
Abdullah	*31	6-9	2-3	2-3	2	1	1	4	0	2	16
Cummins	14	1-7	0-5	0-0	3	0	1	1	0	1	2
Kenny	0+	0-0	0-0	0-0	0	0	0	0	0	0	0
Andersson	12	2-6	2-6	0-0	0	3	0	0	0	0	6
Betley	32	5-8	4-7	2-2	5	4	2	5	0	0	16
Hines	18	2-4	0-0	0-0	4	0	2	1	0	1	4
Koltun	1	0-0	0-0	0-0	0	2	0	1	0	0	0
Team					3						
<b>Totals</b>	<b>200</b>	<b>26-62</b>	<b>8-28</b>	<b>8-11</b>	<b>34</b>	<b>20</b>	<b>15</b>	<b>19</b>	<b>1</b>	<b>6</b>	<b>68</b>

SDSU	MP	FG	3FG	FT	R	F	A	TO	B	S	TP
Habel	*33	3-9	0-0	1-2	10	2	2	2	3	1	7
Wade	*37	5-10	1-2	0-0	3	2	3	1	4	3	11
Abukar	*35	10-16	0-2	6-9	6	1	1	2	0	1	26
Heath	*39	7-17	2-8	4-6	5	1	2	0	4	2	20
Williams	*35	2-3	2-3	2-4	8	0	8	4	0	3	8
Johnson	10	1-2	0-1	1-2	0	2	0	2	0	0	3
Pastorek	11	1-3	1-2	0-0	1	1	0	0	0	0	3
Team					2						
<b>Totals</b>	<b>200</b>	<b>29-60</b>	<b>6-18</b>	<b>14-23</b>	<b>35</b>	<b>9</b>	<b>15</b>	<b>13</b>	<b>7</b>	<b>12</b>	<b>78</b>

**Halftime:** San Diego St. 39, Lafayette 36. **FG%:** San Diego St. 48.3, Lafayette 41.9. **3FG%:** San Diego St. 33.3, Lafayette 28.6. **FT%:** Lafayette 72.7, San Diego St. 60.9. **Officials:** Greg Burks, Rick Batsell, Ken Nielson. **Technical:** None.



## Game 15

**Wyoming 66  
San Diego State 65**  
Jan. 3, 2007 ♦ San Diego, Calif.  
Cox Arena ♦ Att.: 6,874

SAN DIEGO - San Diego State guard Brandon Heath scored 26 points and became the Aztecs' all-time scoring leader, but it was not enough as Wyoming hit a three-point basket with seven seconds left en route to a 66-65 victory at Cox Arena in the Mountain West Conference opener.

Heath, who needed 16 points to tie Michael Cage (1,846) for the scoring record, moved atop the chart with his 18th point of the contest at the 12:31 mark of the second half.

SDSU, which shot just 30.3 percent from the field, outscored the Cowboys 14-3 from the charity stripe in the first half to go into halftime up 35-30.

San Diego State led by as many as seven points early in the second half, but its lead dwindled to one with just under 12 minutes remaining.

After a missed three-pointer by Heath, Wyoming regained the lead on a Joseph Taylor dunk. But similar to the first half, the Aztecs took brief control of the game and went ahead by five with 7:03 left.

On the next possession, UW would score the first three points of a 10-0 run to take a 61-59 lead only to have the Aztecs go on a 9-0 run themselves, making the score 65-61 with 52 seconds left.

Twenty seconds later, Wyoming's Brandon Ewing made his way to the rim and connected on a layup with 31 seconds on the clock to bring the Cowboys to within 65-63. After the Aztecs inbounded the ball, Heath was fouled and missed the front end of a one-and-one still up by two.

As UW brought the ball down, Heath poked the ball away and a mad scramble for the ball ensued before Ewing found James Spencer in the corner for the game-winning three.

Wyoming	MP	FG	3FG	FT	R	F	A	TO	B	S	TP
Spencer	*36	9-13	4-6	0-0	3	2	2	2	0	0	22
Taylor	*29	2-6	0-1	0-0	13	4	1	4	5	1	4
Brown	*33	8-12	0-0	3-4	12	4	3	4	0	1	19
Jones	*39	0-8	0-4	1-4	7	1	4	5	0	0	1
Ewing	*37	9-17	1-5	0-0	2	3	2	3	0	0	19
Okoye	7	0-0	0-0	1-2	2	1	0	0	0	1	1
Dermody	6	0-2	0-2	0-0	1	3	1	0	0	0	0
Platt	6	0-0	0-0	0-0	0	0	0	0	0	0	0
Nielson	7	0-4	0-0	0-0	1	0	0	0	0	0	0
Team					2						
<b>Totals</b>	<b>200</b>	<b>28-62</b>	<b>5-18</b>	<b>5-10</b>	<b>43</b>	<b>18</b>	<b>13</b>	<b>18</b>	<b>5</b>	<b>3</b>	<b>66</b>

SDSU	MP	FG	3FG	FT	R	F	A	TO	B	S	TP
Wade	*31	2-9	1-3	0-0	6	1	0	1	1	3	5
Abukar	*34	3-11	1-3	8-8	6	2	2	0	1	0	15
Habel	*18	4-8	0-0	0-0	1	2	0	2	0	0	8
Heath	*39	9-22	0-7	8-10	6	1	3	1	0	2	26
Williams	*37	2-8	1-4	0-0	6	2	6	4	0	1	5
Johnson	7	0-2	0-0	0-0	1	2	0	1	0	0	0
Pastorek	2	0-0	0-0	0-0	0	0	0	0	0	0	0
Thomas	12	1-1	0-0	0-0	1	1	0	0	1	1	2
Spain	20	1-3	0-1	2-2	5	1	1	1	0	1	4
Team					3						
<b>Totals</b>	<b>200</b>	<b>22-64</b>	<b>3-18</b>	<b>18-20</b>	<b>35</b>	<b>12</b>	<b>12</b>	<b>10</b>	<b>2</b>	<b>8</b>	<b>65</b>

**Halftime:** San Diego St. 35, Wyoming 30. **FG%:** Wyoming 45.2, San Diego St. 34.4. **3FG%:** Wyoming 27.8, San Diego St. 16.7. **FT%:** San Diego St. 90.0, Wyoming 50.0. **Officials:** Eric Curry, Winston Stith, Larry Spaulding. **Technical:** None.

# 2006-07 Recaps



2002 NCAA TOURNAMENT ▶ 2003 NIT ▶ 2006 NCAA TOURNAMENT ▶ 2007 NIT



## Game 16

**Brigham Young 80  
San Diego State 58**  
Jan. 6, 2007 ♦ Provo, Utah  
Marriott Center ♦ Att.: 9,290

PROVO, Utah - San Diego State continued its cold shooting and dropped its second consecutive Mountain West Conference game to open league play in an 80-58 loss to Brigham Young.

The Aztecs, who made the first basket of the game to take their only lead, shot just 40 percent from the field after shooting 34.4 percent in the MWC opener against Wyoming.

Despite never leading after the contest's initial basket, SDSU kept the game close for most of the first half.

BYU, which led by seven with 8:23 before intermission, allowed the Aztecs to trim the lead to three, 20-17, following four straight points from Mohamed Abukar. But over the next six minutes, the Cougars went on a 15-6 run to close out the half and had a 35-23 lead going into the locker room.

Once play resumed, BYU carried its momentum from the first half into the second and never let up.

On three separate occasions, BYU led by as many as 25 points before settling for the 22-point victory.

Brandon Heath led the Aztecs with 13 points, extending his school record for consecutive double-figure scoring games to 41. Also scoring in double digits was Mohamed Abukar, who added seven rebounds, and Jerome Habel, each scoring 12 apiece.

For the Cougars, Rashaun Broadus led the way with 19 points and Lee Cumnard had a career day with 16 points, 11 rebounds, four assists, three steals and two blocked shots. In addition, Trent Plaisted chipped in with 13 points and six blocks, while Keena Young had 12 points and eight rebounds.

SDSU	MP	FG	3FG	FT	R	F	A TO	B	S	TP
Wade	*29	3-10	0-1	3-5	1	1	1 2	2	1	9
Spain	*22	1-2	0-0	2-4	1	4	0 4	0	1	4
Abukar	*35	4-10	1-3	3-4	7	3	0 3	2	0	12
Heath	*30	5-13	2-5	1-2	5	2	3 6	0	3	13
Thomas	*18	0-0	0-0	1-2	2	2	4 3	0	1	1
Johnson	8	0-2	0-0	1-1	5	3	0 0	0	0	0
Williams	25	2-4	1-2	2-4	3	2	1 0	0	3	7
Habel	22	5-8	0-0	2-5	2	0	0 0	2	1	12
Pastorek	11	0-1	0-0	0-0	0	2	0 1	0	0	0
Team					2					
<b>Totals</b>	<b>200</b>	<b>20-50</b>	<b>4-11</b>	<b>14-27</b>	<b>28</b>	<b>19</b>	<b>9 21</b>	<b>6</b>	<b>10</b>	<b>58</b>

BYU	MP	FG	3FG	FT	R	F	A TO	B	S	TP
Young	*23	4-9	0-0	4-4	8	4	2 3	0	0	12
Cumnard	*36	5-12	3-6	3-4	11	3	4 5	2	3	16
Plaisted	*30	5-7	0-0	3-8	6	3	1 3	6	0	13
Broadus	*31	6-11	3-5	4-4	3	4	4 2	0	2	19
Balderson	*23	2-7	0-2	1-2	2	2	1 0	1	0	5
Rose	8	1-2	1-2	0-0	0	1	0 2	0	0	3
Ivanovic	6	0-1	0-0	0-0	1	1	0 0	0	0	0
Ainge	18	1-3	1-1	1-2	3	1	2 0	0	0	4
Malaman	19	2-3	0-2	2-3	4	3	1 3	3	1	6
Burgess	2	1-2	0-1	0-0	0	1	0 0	0	0	2
Murdock	2	0-0	0-0	0-0	0	0	0 0	0	0	0
Tavernari	2	0-0	0-0	0-0	0	0	1 0	0	0	0
Team					5					
<b>Totals</b>	<b>200</b>	<b>27-57</b>	<b>8-17</b>	<b>18-27</b>	<b>43</b>	<b>23</b>	<b>17 21</b>	<b>11</b>	<b>7</b>	<b>80</b>

**Halftime:** BYU 35, San Diego St. 23. **FG%:** BYU 47.4, San Diego St. 40.0. **3FG%:** BYU 47.1, San Diego St. 36.4. **FT%:** BYU 66.7, San Diego St. 51.9. **Officials:** Bill Gracey, Stanley Reynolds, Mike Giarratano. **Technical:** None.



## Game 17

**San Diego State 81  
Colorado State 76**  
Jan. 13, 2007 ♦ San Diego, Calif.  
Cox Arena ♦ Att.: 6,344

SAN DIEGO - San Diego State earned its first Mountain West Conference victory after dropping its first two by defeating Colorado State, 81-76.

SDSU snapped out of its two-game shooting slump by hitting 52.9 percent of its shots, including 87.5 percent from the charity stripe.

The Aztecs led for a good portion of the first half until a 13-7 run by the Rams put the visitors ahead by one, 31-30, with 6:33 remaining in the first half.

CSU lost the lead and regained it less than two minutes later before an 8-2 run by the Aztecs put them ahead by five, 40-35, at the 2:36 mark. But six Rams points in the final minutes of the first half brought them even as the half came to a close.

The second half proved to be a see-saw battle with neither team taking more than a two-point lead through the first 11 minutes until a 12-1 SDSU run blew the game open.

San Diego State's 11-point lead was short-lived as the Rams made a game out of it with a 14-6 spurt, bringing CSU to within three points, 79-73, with 23 seconds remaining before Brandon Heath made two free throws to seal the game.

Kyle Spain had one of his best performances in an Aztec uniform scoring a career-high 22 points on 7 of 9 shooting from the field and from the free throw line.

Lorenzo Wade also had a nice day with 13 points and a personal-best nine rebounds in his eighth start of the year. Teammate Mohamed Abukar added 16 points, while Heath extended his school-record double-figure scoring streak to 42 games after finishing with 15 points and a team-leading six assists.

The Aztec starting frontcourt combined for 51 points and 18 rebounds, while the backcourt dished out 12 assists (Richie Williams - six).

CSU	MP	FG	3FG	FT	R	F	A TO	B	S	TP
Smith, J.	*33	8-13	0-0	3-6	7	4	2 2	2	0	19
Creason	*21	1-4	0-0	3-4	4	5	0 3	1	0	5
Lewis	*36	8-12	3-6	2-2	4	3	3 1	0	3	21
Smith, T.	28	4-11	1-5	0-0	4	2	5 1	0	0	9
Denson	*34	3-7	1-4	0-0	4	0	3 1	0	2	7
Kilby	13	3-4	0-0	0-0	2	4	0 2	0	0	6
Surratt	0+	0-0	0-0	0-0	0	0	0 0	0	0	0
Robinson	7	0-1	0-0	0-0	0	1	0 0	0	0	0
Aguilar	3	0-0	0-0	0-0	1	0	0 0	0	0	0
Gilling	25	3-9	3-8	0-0	0	1	0 2	0	0	9
Team					3					
<b>Totals</b>	<b>200</b>	<b>30-61</b>	<b>8-23</b>	<b>8-12</b>	<b>29</b>	<b>20</b>	<b>13 13</b>	<b>3</b>	<b>5</b>	<b>76</b>

SDSU	MP	FG	3FG	FT	R	F	A TO	B	S	TP
Wade	*38	5-14	1-2	2-2	9	3	2 2	1	0	13
Spain	*31	7-9	1-3	7-9	5	2	0 2	1	1	22
Abukar	*31	6-13	0-2	4-4	4	3	2 2	0	0	16
Heath	*37	5-8	2-3	3-3	1	1	6 2	0	0	15
Williams	*31	2-3	1-1	2-2	4	2	6 5	0	1	7
Habel	20	1-2	0-0	3-4	3	3	1 1	1	2	5
Pastorek	12	1-2	1-2	0-0	3	2	0 0	0	0	3
<b>Totals</b>	<b>200</b>	<b>27-51</b>	<b>6-13</b>	<b>21-24</b>	<b>29</b>	<b>16</b>	<b>17 14</b>	<b>3</b>	<b>4</b>	<b>81</b>

**Halftime:** San Diego St. 41, Colorado St. 41. **FG%:** San Diego St. 52.9, Colorado St. 49.2. **3FG%:** San Diego St. 46.2, Colorado St. 34.8. **FT%:** San Diego St. 87.5, Colorado St. 66.7. **Officials:** David Hall, Larry Spaulding, Shawn Lehigh. **Technical:** None.



## Game 18

**San Diego State 73  
New Mexico 68**  
Jan. 17, 2007 ♦ San Diego, Calif.  
Cox Arena ♦ Att.: 6,761

SAN DIEGO - Lorenzo Wade recorded his first career double-double and was one of five Aztecs to score in double figures as San Diego State defeated New Mexico, 73-68, in a Mountain West Conference game at Cox Arena.

Wade, a sophomore forward out of Las Vegas, scored all of his 13 points in the second half and filled up the stat sheet with 12 rebounds, four assists, three steals and two blocks in helping SDSU even its league record at 2-2.

The first half was an offensive struggle for the Aztecs as they shot only 35.3 percent from the field and their leading scorer, Brandon Heath, was held to only four points. But with Wade's eight first-half rebounds, Mohamed Abukar's eight points off the bench and great defensive pressure on the Lobos' top scorer in J.R. Giddens, San Diego State went into the locker room up 28-24.

Coming out of the break, SDSU had a difficult time shaking New Mexico. On multiple occasions the Aztecs enjoyed five-point leads only to have the Lobos cut into the advantage every time. It was not until the 7:50 mark that UNM broke through and took a 53-52 lead.

SDSU, however, regained the lead on a Wade three-pointer, but was taken back by the Lobos on a Giddens shot from beyond the arc.

Trailing by one with 6:06 remaining, the Aztecs went on a 14-4 run to go ahead by nine and would never allow New Mexico to get within four points the rest of the way.

Heath finished the game with a team-high 16 points with Abukar chipping in 14. Meanwhile, Jerome Habel added 11 points and Richie Williams had 12 points and a game-high seven assists.

UNM	MP	FG	3FG	FT	R	F	A TO	B	S	TP
Johnson	*18	1-1	0-0	0-0	9	0	3 1	0	0	2
Danridge	*32	9-13	0-1	0-1	2	3	2 3	0	0	18
Smith	*21	3-6	1-4	1-2	0	1	0 2	0	1	8
Giddens	*31	4-14	2-5	0-2	4	2	3 5	0	1	10
Prentice	*24	1-4	0-3	0-0	2	0	5 3	0	2	2
Henfield	6	0-0	0-0	0-0	0	2	0 0	0	0	0
Kersten	16	2-3	1-1	0-0	0	1	2 0	0	0	5
Martinez	11	2-3	0-0	1-1	4	2	1 0	0	2	5
Toppert	21	4-7	4-7	0-0	0	0	0 0	0	0	12
Walter	0+	0-0	0-0	0-0	0	1	0 0	0	0	0
Faris	20	2-4	0-0	2-2	4	1	2 1	0	0	6
Team					1					
<b>Totals</b>	<b>200</b>	<b>28-55</b>	<b>8-21</b>	<b>4-8</b>	<b>26</b>	<b>13</b>	<b>18 15</b>	<b>0</b>	<b>6</b>	<b>68</b>

SDSU	MP	FG	3FG	FT	R	F	A TO	B	S	TP
Habel	*26	4-6	0-0	3-4	4	1	1 2	0	0	11
Wade	*33	5-12	2-3	1-2	12	2	4 2	2	3	13
Spain	*33	3-6	1-2	0-0	8	1	1 3	0	3	7
Heath	*40	5-15	3-9	3-5	3	1	4 3	0	1	16
Williams	*39	4-9	2-4	2-5	4	2	7 2	0	3	12
Pastorek	7	0-2	0-1	0-0	2	0	1 1	0	0	0
Abukar	22	7-11	0-1	0-0	4	1	1 0	0	0	14
<b>Totals</b>	<b>200</b>	<b>26-51</b>	<b>8-19</b>	<b>14-18</b>	<b>40</b>	<b>20</b>	<b>15 24</b>	<b>6</b>	<b>5</b>	<b>74</b>

**Halftime:** San Diego St. 28, New Mexico 24. **FG%:** New Mexico 50.9, San Diego St. 45.9. **3FG%:** San Diego St. 40.0, New Mexico 38.1. **FT%:** San Diego St. 56.3, New Mexico 50.0. **Officials:** Scott Thornley, Mike Reed, Mike Littlewood. **Technical:** None.

REVIEW ▶ 2006-07 RECAPS AZTEC BASKETBALL MEDIA GUIDE

# 2006-07 Recaps



2002 NCAA TOURNAMENT ▶ 2003 NIT ▶ 2006 NCAA TOURNAMENT ▶ 2007 NIT

2006-07 RECAPS ◀ REVIEW



## Game 19

**(13/11) Air Force 56  
San Diego State 51**  
Jan. 20, 2007 ♦ USAFA, Colo.  
Clune Arena ♦ Att.: 6,223

USAFA, Colo. - San Diego State held the nation's second-best shooting team and No. 13 Air Force to its lowest field goal percentage of the year but still fell on the road to the Falcons, 56-51. The loss extended Air Force's home winning streak to 26 games, tied for the second-longest streak in the country.

The Aztecs, who were down by as many nine points early in the second half, rallied to take a 43-42 lead on a long Brandon Heath 3-pointer with 5:51 remaining in the game, Air Force answered with a three of its own to take back the lead. SDSU battled back and regained a one-point lead on a Jerome Habel layup with 1:06 remaining.

On the ensuing possession, the Falcons' Dan Nwaelele nailed a jumper and followed with two free-throws to put Air Force up, 54-51, with just 16 seconds remaining. Heath's desperation 3-pointer with less than 10 seconds left fell short and Jacob Burttschi hit two free throws to put the game away.

SDSU lost despite holding the Falcons, who came into the game shooting 52.7 percent from the field, to 39.0 percent (16-for-41) shooting for the game.

Heath scored 13 of his 15 points in the second half, extending his school record for consecutive double-figure scoring games to 44, and added a season-high seven rebounds and three steals.

Jerome Habel scored 15 points on 7-of-9 shooting from the field and Lorenzo Wade had 11 points, seven rebounds and three steals.

Burttschi had game-highs of 23 points and nine rebounds to lead the Falcons, while Nwaelele (11 points) and Nick Welch (10 points) each scored in double-figures.

SDSU	MP	FG	3FG	FT	R	F	A TO	B	S	TP
Wade	*37	5-12	0-3	1-2	7	2	1 0	1	3	11
Spain	*22	1-2	0-1	0-1	6	4	0 2	0	0	2
Abukar	*36	2-10	0-3	2-2	4	2	2 0	1	0	6
Heath	*39	5-17	3-11	2-2	7	1	3 1	0	3	15
Williams	*32	0-2	0-2	0-0	1	4	3 2	0	0	0
Johnson	4	1-1	0-0	0-0	0	2	0 0	0	0	2
Habel	27	7-9	0-0	1-3	5	2	0 1	0	0	15
Pastorek	3	0-0	0-0	0-0	0	1	0 1	0	0	0
Team					2					
<b>Totals</b>	<b>200</b>	<b>21-53</b>	<b>3-20</b>	<b>6-10</b>	<b>32</b>	<b>18</b>	<b>9 9</b>	<b>2</b>	<b>6</b>	<b>51</b>

AFA	MP	FG	3FG	FT	R	F	A TO	B	S	TP
Burttschi	*36	7-14	5-10	4-5	9	3	2 1	0	0	23
Nwaelele	*31	4-9	1-3	2-2	3	3	3 3	1	0	11
Welch	*35	2-5	1-4	5-6	3	0	4 2	0	1	10
McCraw	*39	2-8	1-5	2-2	5	0	2 1	0	2	7
Anderson	*26	1-3	1-3	0-0	4	3	2 0	0	0	3
Henke	*16	0-1	0-1	2-5	0	1	0 0	0	0	2
Teets	8	0-0	0-0	0-0	1	2	0 1	0	0	0
Holland	1	0-0	0-0	0-0	0	0	0 0	0	0	0
Johnson	3	0-1	0-0	0-0	0	0	1 0	0	0	0
Frye	5	0-0	0-0	0-0	2	1	0 1	1	0	0
Team					4					
<b>Totals</b>	<b>200</b>	<b>16-41</b>	<b>9-26</b>	<b>15-20</b>	<b>31</b>	<b>13</b>	<b>13 11</b>	<b>2</b>	<b>3</b>	<b>56</b>

**Halftime:** Air Force 23, San Diego St. 17. **FG%:** San Diego St. 39.6, Air Force 39.0. **3FG%:** Air Force 34.6, San Diego St. 15.0. **FT%:** Air Force 75.0, San Diego St. 60.0. **Officials:** Randy McCall, Eric Curry, Ken Nielson. **Technical:** None.



## Game 20

**UNLV 68  
San Diego State 61**  
Jan. 23, 2007 ♦ Las Vegas, Nev.  
Thomas & Mack Center ♦ Att.: 10,881

LAS VEGAS, Nev. - SDSU held UNLV to 35.9 percent shooting, owned a halftime lead and had a better field goal percentage, but could not overcome Mohamed Abukar's absence and the Rebels' eight second-half threes as the Aztecs dropped a 68-61 decision at the Thomas & Mack Center.

Both teams shot the ball poorly in the first half with the Aztecs posting a 38.7 percentage and the Rebels checking in at 22.2 percent, including 0-for-11 from behind the arc.

But despite UNLV's woes from the field, the Rebels connected on seven free throws to stay close and trailed SDSU, 25-23, going in halftime.

In the second half, both teams started to warm up, but it was UNLV who broke the game open with consecutive three-pointers from Marcus Lawrence, Joe Darger and Wink Adams giving the Rebels an eight-point lead.

San Diego State's Lorenzo Wade broke the run with a free throw, however UNLV went on to score five straight points to cap a 14-1 run that put them up 12 with 10:50 remaining.

The Aztecs traded hoops with the Rebels over the course of the next five minutes before SDSU went on its own 10-2 scoring spurt to get within four points with 2:05 left in the game. That would be the closest SDSU would get the rest of the way as it could not get the necessary stop to close the gap.

Wade finished with his second career double-double and his second in the last three games with 11 points and 11 rebounds, while Brandon Heath scored 20 points.

Abukar, the team's second leading scorer, missed the game due to a knee injury he suffered the day before in practice.

SDSU	MP	FG	3FG	FT	R	F	A TO	B	S	TP
Habel	*31	4-10	0-0	1-2	7	1	0 1	2	0	9
Wade	*39	5-12	0-2	1-3	11	4	1 2	2	0	11
Spain	*27	2-6	0-2	0-0	4	4	1 1	3	0	4
Heath	*40	8-14	4-9	0-2	3	4	2 5	0	0	20
Williams	*36	4-12	1-3	0-0	5	4	2 5	0	3	9
Johnson	5	0-1	0-0	0-0	3	2	0 2	0	0	0
Pastorek	16	2-3	0-0	0-0	5	2	1 0	0	0	4
Martin	0+	0-0	0-0	0-0	0	0	0 0	0	0	0
Lamb	6	2-2	0-0	0-0	1	0	0 0	0	0	4
Team					1					
<b>Totals</b>	<b>200</b>	<b>27-60</b>	<b>5-16</b>	<b>2-7</b>	<b>40</b>	<b>21</b>	<b>7 17</b>	<b>7</b>	<b>3</b>	<b>61</b>

UNLV	MP	FG	3FG	FT	R	F	A TO	B	S	TP
Darger	*25	3-8	2-6	0-0	4	2	1 2	0	2	8
Essengue	*20	2-6	0-0	6-6	5	2	0 2	1	0	10
Adams	*35	6-16	4-8	4-6	4	1	3 3	0	1	20
Umeh	*24	2-7	0-2	2-3	6	1	1 0	0	0	6
Lawrence	*30	3-7	1-2	1-3	2	0	3 0	0	3	8
Bailey	10	1-6	0-0	0-0	1	1	0 0	0	0	2
Rougeau	10	0-2	0-0	0-0	4	5	1 1	1	1	0
Anthony	20	4-5	0-0	1-2	8	1	2 1	4	1	9
Terry	26	2-7	1-4	0-0	4	0	4 1	0	1	5
Team					5					
<b>Totals</b>	<b>200</b>	<b>23-64</b>	<b>8-22</b>	<b>14-20</b>	<b>43</b>	<b>13</b>	<b>15 10</b>	<b>6</b>	<b>9</b>	<b>68</b>

**Halftime:** San Diego St. 25, UNLV 23. **FG%:** San Diego St. 45.0, UNLV 35.9. **3FG%:** UNLV 36.4, San Diego St. 31.3. **FT%:** UNLV 70.0, San Diego St. 28.6. **Officials:** David Hall, Tom O'Neill, Mike Scyphers. **Technical:** None.



## Game 21

**San Diego State 63  
Utah 53**  
Jan. 27, 2007 ♦ San Diego, Calif.  
Cox Arena ♦ Att.: 7,598

SAN DIEGO - San Diego State rallied from an 11-point second-half deficit and had four players score in double figures as the Aztecs defeated Utah, 63-53, at Cox Arena.

The first 20 minutes of play featured a back-and-forth battle that saw six ties, five lead changes and no lead larger than San Diego State's four-point advantage with 15:47 left in the half.

Both schools went into halftime knotted at 25 apiece after the Utes shot 39.1 percent from the field and the Aztecs shot 35.5 percent.

It was in the second half that the offensive fire-power started to show with Utah opening the half on a 15-4 run to push its lead to 11 points.

Soon after Lorenzo Wade put an end to the Ute spurt, SDSU went on its own 11-0 run to tie the game at 40 before Utah freshman Stephen Weigh connected on a jumper on the next possession.

Despite having their unanswered streak broken, the Aztecs scored seven more points as part of an overall 18-2 run to go up five with just under six minutes remaining.

After two free throws by Johnnie Bryant, a Wade jumper and three points by Ricky Johns all in a matter of 52 seconds, Utah got within 49-47.

However, SDSU outscored the Utes 14-6 the rest of the way to provide the game's 10-point margin in favor of the home team.

The Aztecs were led by Jerome Habel's 17 points with Brandon Heath adding 14. Wade ended with 12 points and a team-high seven rebounds, while Mohamed Abukar scored 12. Richie Williams had an all-around game with six points, a career-high six steals, five assists and three rebounds.

Utah	MP	FG	3FG	FT	R	F	A TO	B	S	TP
Green	*39	2-8	2-5	0-0	11	5	6 3	3	0	2
Nevill	*22	4-4	0-0	3-4	2	4	2 3	2	0	11
Bryant	*34	6-13	4-8	2-2	5	4	1 4	0	1	18
Drca	*22	1-7	0-3	0-0	5	1	2 3	0	1	2
Johns	*26	1-6	0-2	1-1	1	3	1 0	0	1	3
Eatmon	20	2-4	1-2	1-1	4	2	0 2	0	0	6
Borha	10	0-3	0-2	0-0	1	1	1 1	0	1	0
Weigh	9	1-1	0-0	0-0	0	0	0 0	3	0	2
Deane	10	1-3	0-0	0-0	1	0	0 0	0	0	2
Foster	8	1-2	0-0	1-2	0	2	0 1	1	0	3
Team					2					
<b>Totals</b>	<b>200</b>	<b>19-51</b>	<b>7-22</b>	<b>8-10</b>	<b>32</b>	<b>22</b>	<b>10 21</b>	<b>3</b>	<b>6</b>	<b>53</b>

SDSU	MP	FG	3FG	FT	R	F	A TO	B	S	TP
Wade	*37	4-7	0-0	4-5	7	1	5 1	0	2	12
Spain	*25	1-5	0-1	0-0	3	2	1 2	0	1	2
Abukar	*35	4-11	0-2	4-4	4	3	2 3	1	12	
Heath	*34	5-13	0-4	4-7	2	3	1 5	1	0	14
Williams	*35	1-1	0-0	4-4	3	4	5 0	0	6	6
Johnson	1	0-0	0-0	0-0	0	0	0 0	1	0	0
Habel	29	8-13	0-0	1-2	4	0	0 1	1	0	17
Pastorek	1	0-0	0-0	0-0	0	0	0 0	0	0	0
Lamb	3	0-1	0-0	0-0	1	2	0 0	0	0	0
Team					4					
<b>Totals</b>	<b>200</b>	<b>23-51</b>	<b>0-7</b>	<b>17-22</b>	<b>28</b>	<b>15</b>	<b>14 11</b>	<b>6</b>	<b>10</b>	<b>63</b>

**Halftime:** San Diego St. 25, Utah 25. **FG%:** San Diego St. 45.1, Utah 37.3. **3FG%:** Utah 31.8, San Diego St. 00.0. **FT%:** Utah 80.0, San Diego St. 77.3. **Officials:** Dan Chrisman, Mark Reischling, Jim Stupin. **Technical:** None.

# 2006-07 Recaps



2002 NCAA TOURNAMENT ▶ 2003 NIT ▶ 2006 NCAA TOURNAMENT ▶ 2007 NIT



## Game 22

San Diego State 76  
TCU 71

Jan. 31, 2007 ♦ Fort Worth, Texas  
Daniel-Meyer Coliseum ♦ Att.: 3,339

FORT WORTH, Texas - San Diego State guard Brandon Heath recorded his first career double-double and was joined by two other Aztecs in double figures as SDSU earned its first conference road victory with a 76-71 effort over TCU.

Heath, who scored 22 points and pulled down 10 rebounds, scored nine of SDSU's first 11 points to help the Aztecs jump out to an 11-2 lead.

On multiple occasions, San Diego State held a nine-point advantage over the Horned Frogs until TCU used a 9-2 run of its own to get within two points with 6:07 left in the first. After exchanging buckets over the next couple of minutes, SDSU ended the half on a 6-2 spurt to go into the locker room ahead, 40-34.

As the second half got underway, the Frogs scored seven straight points to take a 41-40 lead and increased its lead to three thanks to an 11-2 run over the course of the initial seven minutes of action.

However, the Aztecs responded by scoring 11 unanswered points to regain control of the game and found themselves leading 53-45.

It appeared that San Diego State would earn its first Mountain West Conference road win comfortably, but TCU made it interesting in the end.

With 23 seconds left, Brent Hackett nailed a three to cut the SDSU lead to 74-71. On the ensuing inbound play Lorenzo Wade turned the ball over with 18 seconds on the clock, but redeemed himself by forcing Ryan Wall to turn it over eight seconds later. Following a TCU foul, Kyle Spain hit both free throws to provide the final margin.

Wade finished the game with 19 points and three blocks, while Mohamed Abukar scored 17 off the bench for the Aztecs.

SDSU	MP	FG	3FG	FT	R	F	A TO	B	S	TP
Habel	*24	3-5	0-0	0-0	4	5	1 0	3	0	6
Wade	*34	8-12	1-1	2-4	6	0	4 6	3	4	19
Spain	*30	0-6	0-2	3-4	5	2	4 0	0	3	3
Heath	*37	8-15	1-4	5-7	10	3	6 2	0	0	22
Williams	*34	2-8	1-3	0-0	2	2	2 1	0	2	5
Johnson	6	2-2	0-0	0-0	1	1	0 0	0	0	4
Pastorek	2	0-0	0-0	0-0	0	0	0 0	0	0	0
Lamb	5	0-0	0-0	0-0	0	1	0 0	0	0	0
Abukar	28	6-13	1-2	4-4	1	3	0 2	0	0	17
Team										4
<b>Totals</b>	<b>200</b>	<b>29-61</b>	<b>4-12</b>	<b>14-19</b>	<b>33</b>	<b>17</b>	<b>17 11</b>	<b>6</b>	<b>9</b>	<b>76</b>

TCU	MP	FG	3FG	FT	R	F	A TO	B	S	TP
Langford	*34	4-10	1-1	3-4	9	1	4 1	0	1	12
Parker	*31	2-8	0-0	1-3	7	4	2 2	3	1	5
Hackett	*29	3-14	2-11	2-2	4	1	3 3	0	1	10
Owens	*32	7-10	1-4	1-1	6	3	4 2	0	1	16
Dougherty	*18	1-2	0-0	0-0	2	4	1 0	0	0	2
Ebie	7	1-3	0-0	0-0	2	2	1 3	0	1	2
Wall	21	4-6	3-4	5-6	2	2	6 3	0	1	16
Ibikunle	14	1-5	0-0	0-5	5	1	1 0	0	0	2
Adams	14	2-6	2-5	0-0	3	1	0 1	0	0	6
Team										3
<b>Totals</b>	<b>200</b>	<b>25-64</b>	<b>9-25</b>	<b>12-21</b>	<b>43</b>	<b>19</b>	<b>19 18</b>	<b>4</b>	<b>5</b>	<b>71</b>

Halftime: San Diego St. 40, TCU 34. FG%: San Diego St. 47.5, TCU 39.1. 3FG%: TCU 36.0, San Diego St. 33.3. FT%: San Diego St. 73.7, TCU 57.1. Officials: Verne Harris, Randy McCall, Bill Gracey. Technicals: San Diego State - Team.



## Game 23

San Diego State 62  
(15/13) Air Force 41

Feb. 6, 2007 ♦ San Diego, Calif.  
Cox Arena ♦ Att.: 9,231

SAN DIEGO - San Diego State avenged an earlier loss to the Air Force by defeating the No. 15/13 Falcons, 62-41, at Cox Arena before 9,231 fans.

The Aztecs used a stifling defense to pull off the upset and set a few records in the process.

The win was SDSU's first over a nationally ranked team since knocking off No. 21 Fresno State in 2001 and snapped a 10-game losing streak against ranked competition. It was also the highest ranked team that the Aztecs have beaten since defeating No. 7 BYU in 1988 and the 21-point victory was the largest over a ranked opponent in school history.

For San Diego State, the game could not have started on a better note as it raced to an 8-0 lead. Air Force cut the Aztec lead to two on multiple occasions, but could not get over the hump and trailed 24-16 at the half. SDSU only shot 37.0 percent in the half, but found itself ahead after holding AFA to 31.8 percent shooting, including 0-for-8 from distance.

In the second half, the Aztecs got hot and Air Force continued to struggle. Five minutes into the half, AFA cut the lead to six and SDSU went on a 13-0 run to extend its lead to 19 with 10:47 remaining.

Nearly six minutes later, the Aztec lead swelled to 24 after a Richie Williams three and AFA would not get closer than 19 points the rest of the way.

Mohamed Abukar led the way with 16 points and eight rebounds, while Brandon Heath added 14 points and six assists. Jerome Habel also had a productive game with 11 points and eight boards.

AFA	MP	FG	3FG	FT	R	F	A TO	B	S	TP
Burtschi	*33	2-8	0-4	0-0	9	2	2 1	0	1	4
Nwaelele	*22	0-4	0-2	2-2	3	3	0 2	0	0	2
Welch	*24	2-6	0-1	0-0	2	0	1 4	0	0	4
McCraw	*34	2-9	0-3	0-0	2	0	2 1	0	1	4
Anderson	*32	3-6	0-3	2-2	1	1	2 1	0	1	8
Henke	20	4-7	3-6	0-0	0	2	1 1	0	0	11
Hood	5	1-1	0-0	0-0	0	1	0 0	0	0	2
Teets	4	0-0	0-0	0-0	0	2	0 0	0	1	0
Holland	5	1-1	0-0	0-0	1	0	0 0	0	0	2
Kenzik	5	1-1	0-0	0-0	0	1	1 1	0	0	2
Johnson	8	1-4	0-0	0-0	3	1	1 0	0	0	2
Frye	8	0-0	0-0	0-2	0	1	0 1	0	0	0
Team										2
<b>Totals</b>	<b>200</b>	<b>17-47</b>	<b>3-19</b>	<b>4-6</b>	<b>23</b>	<b>14</b>	<b>10 13</b>	<b>0</b>	<b>4</b>	<b>41</b>

SDSU	MP	FG	3FG	FT	R	F	A TO	B	S	TP
Habel	*34	5-8	0-0	1-1	8	3	0 1	1	0	11
Wade	*35	2-6	0-1	1-2	5	1	3 2	3	2	5
Abukar	*34	8-12	0-1	0-0	8	3	2 2	0	0	16
Heath	*37	4-12	2-7	4-4	3	2	6 4	0	1	14
Williams	*26	2-3	2-3	0-0	2	3	4 2	0	2	6
Johnson	5	0-2	0-0	0-0	1	0	0 1	1	0	0
Pastorek	2	0-0	0-0	0-0	1	0	0 0	0	0	0
Martin	2	0-1	0-1	0-0	0	0	0 0	0	0	0
Lamb	2	1-1	0-0	0-0	1	0	0 0	0	0	2
Velasquez	2	0-1	0-0	0-0	0	0	0 0	0	1	0
Spain	21	2-5	1-2	3-4	4	0	0 0	0	1	8
Team										2
<b>Totals</b>	<b>200</b>	<b>24-51</b>	<b>5-16</b>	<b>9-11</b>	<b>35</b>	<b>12</b>	<b>15 12</b>	<b>5</b>	<b>6</b>	<b>62</b>

Halftime: San Diego St. 24, Air Force 16. FG%: San Diego St. 47.1, Air Force 36.2. 3FG%: San Diego St. 31.3, Air Force 15.8. FT%: San Diego St. 81.8, Air Force 66.7. Officials: Scott Thornley, David Hall, Eric Curry. Technicals: None.



## Game 24

San Diego State 81  
Colorado State 66

Feb. 10, 2007 ♦ Fort Collins, Colo.  
Moby Arena ♦ Att.: 4,757

FORT COLLINS, Colo. - San Diego State earned its fourth consecutive victory as it downed Colorado State, 81-66, at Moby Arena. Senior Mohamed Abukar led the way for the Aztecs as he recorded his second career double-double after posting 19 points and 10 rebounds.

The first half of the game saw SDSU race out to an early six-point lead not three minutes into the conference tilt, but the Rams countered with an 11-2 spurt to get back into the game.

CSU used its momentum and continued to hold its advantage over the Aztecs for the next several minutes. SDSU, however, closed the half on a good note when Richie Williams knocked down a jumper as time expired putting the Aztecs up 38-34.

In the second half, the Rams trimmed the SDSU lead to three at the 16:33 mark and that was when the Aztecs caught fire and blew the game open.

San Diego State scored 13 unanswered points as its lead swelled to 16 before Tim Denson hit a pair of free throws to briefly put a halt to the Aztec attack. In fact, on CSU's next offensive possession, Tyler Smith got into the paint and scored, but SDSU responded in a big way. After Smith's basket, Williams, Kyle Spain and Brandon Heath all hit three-pointers on consecutive possessions and Abukar capped a 24-4 run with a jumper to make the score 67-44 with under eight minutes remaining.

The Rams pressured San Diego State the rest of the way and stayed in the game, but the Aztecs went 8-for-8 from the free throw line in the final two minutes to keep Colorado State at bay.

Besides Abukar, three other Aztecs scored in double figures beginning with Williams' season-high 18 points. Heath added 14 points and Jerome Habel contributed 10.

SDSU	MP	FG	3FG	FT	R	F	A TO	B	S	TP
Habel	*27	5-8	0-0	0-1	7	3	0 3	3	3	10
Wade	*37	4-10	0-2	1-1	6	0	5 4	2	3	9
Abukar	*36	8-17	0-2	3-3	10	2	1 3	1	1	19
Heath	*35	4-16	2-6	4-4	2	1	5 3	0	2	14
Williams	*39	5-7	2-4	6-6	6	3	6 3	0	0	18
Johnson	7	1-1	0-0	1-2	1	1	0 0	0	0	3
Spain	19	3-4	2-3	0-0	4	0	0 0	0	0	8
Team										3
<b>Totals</b>	<b>200</b>	<b>30-63</b>	<b>6-17</b>	<b>15-17</b>	<b>39</b>	<b>10</b>	<b>17 16</b>	<b>6</b>	<b>9</b>	<b>81</b>

CSU	MP	FG	3FG	FT	R	F	A TO	B	S	TP
Creason	*21	2-4	0-0	1-2	4	3	2 3	0	1	5
Lewis	*33	3-11	1-4	0-0	4	3	4 2	1	3	7
Smith, T.	*32	7-15	2-5	0-0	1	1	2 1	0	1	16
Denson	*30	3-8	0-2	5-6	7	2	2 2	0	3	11
Gilling	*30	3-10	2-5	0-0	1	1	3 2	0	1	8
Kilby	16	3-4	0-0	0-2	5	3	1 1	0	0	6
Robinson	7	0-1	0-0	0-0	1	2	0 2	0	1	0
Smith, J.	30	6-14	0-0	1-2	12	3	0 2	0	1	13
Aguilar	1	0-0	0-0	0-0	0	1	0 0	0	0	0
Team										2
<b>Totals</b>	<b>200</b>	<b>27-67</b>	<b>5-16</b>	<b>7-12</b>	<b>37</b>	<b>19</b>	<b>14 15</b>	<b>1</b>	<b>11</b>	<b>66</b>

Halftime: San Diego St. 38, Colorado St. 34. FG%: San Diego St. 47.6, Colorado St. 40.3. 3FG%: San Diego St. 35.3, Colorado St. 31.3. FT%: San Diego St. 88.2, Colorado St. 58.3. Officials: Larry Spaulding, Ruben Ramos, Greg Burks. Technicals: None.



# 2006-07 Recaps



2002 NCAA TOURNAMENT ▶ 2003 NIT ▶ 2006 NCAA TOURNAMENT ▶ 2007 NIT

2006-07 RECAPS ◀ REVIEW



## Game 25

San Diego State 67  
UNLV 52

Feb. 13, 2007 ♦ San Diego, Calif.  
Cox Arena ♦ Att.: 9,006

SAN DIEGO - San Diego State continued its winning ways by defeating UNLV, 67-52, at Cox Arena for its fifth straight victory.

The Aztecs, who have been winning ballgames thanks to their defense, did it again on the defensive side of the ball limiting the Runnin' Rebels to their second-lowest point total of the season.

UNLV stayed with SDSU for the initial seven minutes until the Aztecs found their groove and began to lock down and pull away from the Rebels.

After a three by Wink Adams put the Rebels ahead 11-10, SDSU closed the half on a 27-8 run to go into halftime up 37-19. During the decisive stretch, UNLV missed 17 shots, which led to its 21.2 field goal percentage (1-14 3FG). Part of the reason the Aztecs held UNLV in check was due to the play of Lorenzo Wade. The sophomore ended the half with 10 points, four steals and three blocked shots.

The second half was the complete opposite of the first as SDSU combined to shoot 28.6 from the field, while the Rebels shot 58.3. But the Aztecs' ability to take care of the ball kept UNLV at bay as the Rebels never got closer than 13 points, while the Aztecs saw their lead balloon to 23 at one point.

For the game, SDSU committed only seven turnovers matching its school Mountain West record for fewest miscues and received double-digit efforts from Brandon Heath (16 points), Wade (15) and Mohamed Abukar (12). Wade ended the game with a career-best five steals as well.

UNLV	MP	FG	3FG	FT	R	F	A TO	B	S	TP
Essengue	*18	2-4	0-0	1-2	6	2	1	1	0	5
Adams	*28	3-10	1-3	0-0	3	1	0	4	0	2
Kruger	*26	3-9	3-8	0-0	4	1	1	5	0	9
Umeh	*28	4-11	1-5	0-0	3	0	1	0	0	2
White	*28	4-10	0-0	2-2	8	0	0	1	0	0
Bailey	8	2-3	1-1	0-0	0	0	0	0	0	5
Lawrence	14	0-1	0-1	0-0	4	0	0	1	0	0
Rougeau	3	0-0	0-0	0-0	1	0	0	0	0	0
Anthony	26	3-3	0-0	1-2	6	3	2	2	4	7
Terry	15	0-4	0-3	0-0	2	1	0	2	0	0
Shaw	2	0-1	0-0	0-0	0	0	0	0	0	0
Darger	4	0-1	0-1	0-0	1	0	0	0	0	0
Team					3					
<b>Totals</b>	<b>200</b>	<b>21-57</b>	<b>6-22</b>	<b>4-6</b>	<b>40</b>	<b>9</b>	<b>5</b>	<b>17</b>	<b>4</b>	<b>4</b>

SDSU	MP	FG	3FG	FT	R	F	A TO	B	S	TP
Habel	*32	4-8	0-0	1-2	5	0	1	1	2	1
Wade	*38	7-11	1-4	0-0	4	1	2	0	3	5
Abukar	*36	4-12	1-4	3-3	7	3	3	2	0	1
Heath	*34	6-19	4-8	0-0	5	0	4	3	0	1
Williams	*25	2-2	2-2	0-0	3	4	5	0	0	3
Johnson	11	1-6	0-0	0-0	5	2	0	0	1	2
Pastorek	1	0-1	0-1	0-0	0	0	0	0	0	0
Martin	1	0-0	0-0	0-0	0	0	0	0	0	0
Lamb	1	0-0	0-0	0-0	0	0	0	0	0	0
Velasquez	1	0-1	0-1	0-0	0	0	0	0	0	0
Spain	20	2-7	0-0	3-3	8	0	0	1	1	0
Team					1					
<b>Totals</b>	<b>200</b>	<b>26-67</b>	<b>8-20</b>	<b>7-8</b>	<b>38</b>	<b>10</b>	<b>15</b>	<b>7</b>	<b>7</b>	<b>12</b>

Halftime: San Diego St. 37, UNLV 19. FG%: San Diego St. 38.8, UNLV 36.8. 3FG%: San Diego St. 40.0, UNLV 27.3. FT%: San Diego St. 87.5, UNLV 66.7. Officials: Randy McCall, Mark Whitehead, Jim Stupin. Technicals: None.



## Game 26

Wyoming 80  
San Diego State 71

Feb. 17, 2007 ♦ Laramie, Wyo.  
Arena-Auditorium ♦ Att.: 6,882

LARAMIE, Wyo. - San Diego State, which arrived in Laramie on the morning of the game, had its five-game winning streak snapped after it dropped an 80-71 decision to Wyoming at Arena-Auditorium.

The Aztecs flew into Denver the day before the game and were forced to spend the night in Fort Collins, Colo., due to high winds and poor visibility on the roads leading into Laramie.

Despite all the travel problems, the game started on time and SDSU was fairly sharp from the start.

The Aztecs went on a 9-2 run to jump out to a 22-16 lead, their largest of the contest, but things turned upside down in a hurry for San Diego State in the following minutes.

Wyoming responded to the Aztecs' run with a 15-0 flurry that overwhelmed SDSU and put the visitors in a nine-point hole before Kyle Spain hit one of two free throws to temporarily slow down the Cowboys. By the time the first half came to a close, Wyoming found itself up 37-33.

As the second half started, SDSU tied the game at 39 only to have the Pokes go on a 15-2 run in a matter of minutes to extend their lead to 13.

However, the Aztecs would not go down without a fight as they closed the gap to four points with 1:58 remaining in the game. Unfortunately for SDSU, Wyoming's backcourt of Brad Jones and Brandon Ewing combined to score the team's 10 points in the final two minutes to ice the game and complete the season sweep of San Diego State.

The Aztecs were led by Brandon Heath's 22 points and four assists and Jerome Habel's 18 points and nine rebounds. Mohamed Abukar also scored in double figures with 16 points on 6-of-11 shooting.

SDSU	MP	FG	3FG	FT	R	F	A TO	B	S	TP
Habel	*32	6-10	0-0	6-8	9	4	2	2	1	1
Wade	*32	3-8	0-1	0-2	2	5	0	4	0	0
Abukar	*36	6-11	0-2	4-8	4	2	1	1	0	0
Heath	*38	7-22	3-10	5-6	2	1	4	3	0	3
Williams	*38	2-7	1-2	3-4	4	4	0	1	0	4
Johnson	9	0-0	0-0	0-0	1	3	0	1	0	0
Pastorek	0+	0-0	0-0	0-0	0	1	0	0	0	0
Martin	0+	0-0	0-0	0-0	0	0	0	0	0	0
Velasquez	0+	0-0	0-0	0-0	0	0	0	0	0	0
Spain	15	0-1	0-0	1-2	0	1	0	1	0	1
Team					8					
<b>Totals</b>	<b>200</b>	<b>24-59</b>	<b>4-15</b>	<b>30-30</b>	<b>30</b>	<b>21</b>	<b>7</b>	<b>13</b>	<b>1</b>	<b>9</b>

Wyoming	MP	FG	3FG	FT	R	F	A TO	B	S	TP
Spencer	*33	3-5	1-1	2-4	8	4	2	2	1	2
Okoye	*21	3-4	0-0	0-0	4	4	0	0	1	6
Brown	*16	2-6	0-0	0-2	7	2	2	2	0	3
Jones	*36	7-12	1-3	17-18	7	4	5	3	0	0
Ewing	*40	6-14	1-4	3-6	3	2	4	2	0	1
Dermody	17	5-7	0-1	0-0	5	4	0	1	1	0
Taylor	22	0-3	0-1	0-0	2	0	3	2	3	0
Platt	12	1-2	1-2	0-0	0	1	1	2	0	0
Songondo	3	0-0	0-0	0-2	0	2	0	2	0	0
Team					6					
<b>Totals</b>	<b>200</b>	<b>27-53</b>	<b>4-12</b>	<b>32-32</b>	<b>42</b>	<b>23</b>	<b>17</b>	<b>16</b>	<b>6</b>	<b>7</b>

Halftime: Wyoming 37, San Diego St. 33. FG%: Wyoming 50.9, San Diego St. 40.7. 3FG%: Wyoming 33.3, San Diego St. 26.7. FT%: Wyoming 68.8, San Diego St. 63.3. Officials: Bob Staffen, Winston Stith, Shawn Lehigh. Technicals: None.



## Game 27

San Diego State 81  
New Mexico 74 (ot)

Feb. 20, 2007 ♦ Albuquerque, N.M.  
The Pit ♦ Att.: 11,843

ALBUQUERQUE, N.M. - SDSU tied the game with 15 seconds remaining and New Mexico missed a point-blank layup as time expired to force overtime in a game which the Aztecs won, 81-74, at The Pit.

Brandon Heath led all scorers with 30 points as he helped SDSU to just its sixth win in Albuquerque and its fourth straight over the Lobos. In scoring 30 points, Heath became the only Aztec to score at least 30 points in a game in all four seasons at SDSU.

At the start of the game, things did not look good for San Diego State as it allowed New Mexico to score 10 straight points to open the game. The Aztecs, however, rallied with a 17-5 run to take its first lead of the contest at the 11:35 mark.

As the half came to a close, New Mexico went on a 7-0 scoring spurt to enjoy its largest lead of nine points only to have the Aztecs score nine unanswered points in the final two minutes to go into halftime even at 33.

In the second session, SDSU was not able to pull away from the Lobos as its largest lead was six points four minutes into the half. New Mexico stayed within striking distance and took a one-point lead with 37 seconds left. On the ensuing possession, Kyle Spain was fouled and made one-of-two free throws to tie the game. After a timeout and 0.2 seconds remaining, Aaron Johnson missed a game-winning, uncontested layup to force overtime.

In OT, the Lobos took a 74-72 lead, but the Aztecs responded by scoring nine unanswered points to escape with the victory.

Joining Heath in double figures was Jerome Habel, who posted his first double-double with 18 points and 12 boards and Lorenzo Wade with 16.

SDSU	MP	FG	3FG	FT	R	F	A TO	B	S	TP
Habel	*34	7-11	0-0	4-6	12	3	1	1	4	1
Wade	*41	7-12	1-4	1-2	9	1	8	4	2	2
Abukar	*28	3-9	1-3	2-2	4	5	2	4	1	0
Heath	*44	10-24	5-14	5-6	4	2	3	6	0	3
Williams	*40	1-3	1-3	2-2	3	2	7	2	0	1
Johnson	15	1-1	0-0	0-0	5	1	0	0	1	0
Pastorek	1	0-0	0-0	0-0	0	1	0	0	0	0
Spain	22	0-5	0-1	1-2	9	2	0	1	0	2
Team					4					
<b>Totals</b>	<b>200</b>	<b>29-65</b>	<b>8-25</b>	<b>15-20</b>	<b>50</b>	<b>17</b>	<b>21</b>	<b>19</b>	<b>8</b>	<b>9</b>

UNM	MP	FG	3FG	FT	R	F	A TO	B	S	TP
Johnson	*37	2-5	0-0	4-8	7	2	2	0	1	1
Danridge	*37	10-21	2-5	2-2	2	1	3	2	1	1
Faris	*8	0-2	0-0	0-0	2	5	1	1	2	0
Prentice	*40	6-17	3-10	0-0	4	0	7	5	1	3
Toppert	*35	4-9	2-6	0-0	6	3	0	1	0	0
Smith	29	4-8	1-5	1-1	0	3	1	0	0	0
Henfield	9	0-1	0-0	0-0	1	1	0	2	0	1
Kersten	13	0-5	0-2	2-3	1	2	1	2	0	0
Martinez	11	2-5	1-2	0-1	7	0	1	1	0	1
Walter	6	0-3	0-3	0-0	2	1	0	0	0	0
Team					10					
<b>Totals</b>	<b>200</b>	<b>28-76</b>	<b>9-33</b>	<b>9-15</b>	<b>42</b>	<b>18</b>	<b>16</b>	<b>14</b>	<b>5</b>	<b>7</b>

Halftime: San Diego St. 33, New Mexico 33. FG%: San Diego St. 44.6, New Mexico 36.8. 3FG%: San Diego St. 32.0, New Mexico 27.3. FT%: San Diego St. 75.0, New Mexico 60.0. Officials: Dick Cartmell, Dan Chrisman, Chris Rastlatter. Technicals: None.



# 2006-07 Recaps



2002 NCAA TOURNAMENT ▶ 2003 NIT ▶ 2006 NCAA TOURNAMENT ▶ 2007 NIT



## Game 28

**San Diego State 86**  
**(21/22) Brigham Young 74**  
Feb. 24, 2007 ♦ San Diego, Calif.  
Cox Arena ♦ Att.: 12,414

SAN DIEGO - Behind the strength of an 18-0 first-half run, 30 points from Brandon Heath and a career-high 27 from Mohamed Abukar, San Diego State beat No. 21/22 Brigham Young before a sellout crowd of 12,414 at Cox Arena.

The victory was SDSU's second straight over a nationally ranked opponent and marks the first time since 1988 that the Aztecs have accomplished the feat. Earlier this season, San Diego State defeated No. 15/13 Air Force. The win also gave SDSU consecutive 20-win seasons for the first time in its Division I history and the first time in 40 seasons.

The game started with an alley-oop, reverse dunk by Jerome Habel that immediately got the crowd into the game. With the score tied at 4, the Aztecs ran off 18 unanswered points to blow the contest open. After Brigham Young put an end to the run with a free throw, SDSU watched its lead grow to 23, its largest of the game, at 30-7.

San Diego State's defensive effort was the best its been all season and it created its offensive opportunities with its play on the defensive side of the ball.

At halftime, SDSU led, 43-25, held BYU to 36 percent shooting and forced 13 turnovers, nine of which were Aztec steals. In addition, Heath posted 18 points, four assists and four steals in the first half.

For much of the second half, San Diego State enjoyed a comfortable lead until BYU began making shots from beyond the arc. With 56 seconds left, the Cougars cut their deficit to nine, but they would not get closer the rest of the way.

Like Heath in the first half, Abukar made sure SDSU walked away with the win as he scored 19 points in the second half on 7-of-10 shooting.

BYU	MP	FG	3FG	FT	R	F	A TO	B	S	TP
Young	*35	6-13	0-0	4-4	1	4	2 2	0	0	16
Plaisted	*25	3-7	0-0	4-6	3	2	0 1	1	1	10
Ainge	*30	6-12	5-8	0-0	3	2	3 6	0	0	17
Balderson	*14	0-1	0-0	0-0	3	0	0 2	0	1	0
Cummarid	*26	2-5	0-1	2-2	7	3	2 3	1	0	6
Rose	18	0-3	0-3	0-0	1	2	1 1	0	0	0
Ivanovic	2	0-0	0-0	0-0	0	0	1 0	0	0	0
Burgess	21	3-6	0-1	1-1	2	2	2 1	0	2	7
Murdock	10	0-1	0-1	0-0	1	0	2 1	0	0	0
Tavernari	17	6-10	5-9	1-2	7	5	0 1	0	2	18
MacGregor	2	0-0	0-0	0-0	0	0	0 0	0	0	0
Team					2					
<b>Totals</b>	<b>200</b>	<b>26-58</b>	<b>10-23</b>	<b>12-15</b>	<b>30</b>	<b>20</b>	<b>13 19</b>	<b>2</b>	<b>6</b>	<b>74</b>

SDSU	MP	FG	3FG	FT	R	F	A TO	B	S	TP
Habel	*30	6-8	0-0	0-0	4	3	0 1	0	1	12
Wade	*30	3-7	0-1	4-4	5	2	3 2	0	1	10
Abukar	*34	11-16	0-1	5-6	3	4	2 1	0	2	27
Heath	*39	12-21	1-5	5-7	7	1	7 3	0	4	30
Williams	*39	0-2	0-1	0-0	2	1	5 2	0	4	0
Johnson	11	1-1	0-0	1-2	1	2	0 0	0	0	3
Lamb	1	0-0	0-0	0-0	0	0	0 0	0	0	0
Spain	16	1-4	0-1	2-4	2	1	0 2	0	0	4
Team					4					
<b>Totals</b>	<b>200</b>	<b>34-59</b>	<b>1-9</b>	<b>17-23</b>	<b>28</b>	<b>14</b>	<b>17 11</b>	<b>0</b>	<b>12</b>	<b>86</b>

**Halftime:** San Diego St. 43, BYU 25. **FG%:** San Diego St. 57.6, BYU 44.8. **3FG%:** BYU 43.5, San Diego St. 11.1. **FT%:** BYU 80.0, San Diego St. 73.9. **Officials:** Tim Gabutero, Mike Reed, Michael Irvin. **Technical:** None.



## Game 29

**Utah 74**  
**San Diego State 68**  
Feb. 27, 2007 ♦ Salt Lake City, Utah  
Huntsman Center ♦ Att.: 9,036

SALT LAKE CITY - San Diego State had its two-game winning streak stopped by Utah in a 74-68 defeat at the Huntsman Center.

On Senior Night, Utah's lone senior, Ricky Johns, had a game he or the Aztecs won't soon forget.

In the first half, SDSU found itself down 20-17 with 5:39 to go when Utah made its run. Lawrence Borha converted a layup and was followed by one of Johns' two three-pointers to put the Utes up by eight. After a Brandon Heath jumper, Luke Nevill scored five points down the stretch, while Johnnie Bryant made an uncontested layup as time expired to give Utah a 32-19 lead at intermission.

In a half where Johns went 5-6 from the floor en route to 12 points, he scored 18 in the second half.

Every time the Aztecs tried to make a run, Utah fed the ball to Johns and he had answered with a bucket. To open the half, Richie Williams hit a three and Johns responded with one of his own, which led to five of the next six Utah baskets belonging to Johns. During that span, the senior scored 10 points as the Utes built a double-digit lead.

Down 13 points with 9:07 left, the Aztecs made a run to cut the Utah lead to five with five minutes to go. Fortunately for SDSU, Johns only scored one point the rest of the way, but Utah's other players kept San Diego State from getting any closer than five points. In the final five minutes, four Ute players combined to score nine points to prevent the Aztecs from mounting a last-minute comeback.

As much as Johns' career-high 30 points was a factor, Mohamed Abukar's 24 points and 10 rebounds was just as huge as he kept San Diego State in the game. Abukar's double-double marked the third of his career and his second in MWC play.

SDSU	MP	FG	3FG	FT	R	F	A TO	B	S	TP
Habel	*29	4-8	0-0	0-0	3	1	1 1	1	1	8
Wade	*32	2-5	1-2	0-0	1	3	3 7	0	3	5
Abukar	*38	9-17	1-2	5-6	10	3	0 2	1	1	24
Heath	*39	8-19	3-9	0-0	5	4	3 2	1	3	19
Williams	*33	3-6	2-4	0-0	4	4	7 2	0	0	8
Johnson	3	0-0	0-0	0-2	1	1	0 0	0	0	0
Lamb	5	0-0	0-0	0-0	1	1	0 0	0	0	0
Spain	21	2-3	0-1	0-1	2	3	2 0	0	0	4
Team					2					
<b>Totals</b>	<b>200</b>	<b>28-58</b>	<b>7-18</b>	<b>5-9</b>	<b>29</b>	<b>20</b>	<b>16 14</b>	<b>3</b>	<b>8</b>	<b>68</b>

Utah	MP	FG	3FG	FT	R	F	A TO	B	S	TP
Green	*28	2-4	0-2	1-2	4	0	2 1	1	1	5
Nevill	*32	7-9	0-0	2-3	11	1	2 1	2	1	16
Bryant	*34	4-11	0-5	0-0	4	1	7 3	0	0	8
Borha	*21	3-7	0-1	1-1	2	5	2 5	0	0	7
Johns	*33	11-13	6-7	2-3	4	0	1 3	0	0	30
Eatmon	7	1-1	0-0	0-0	1	2	1 1	0	0	2
Drca	8	0-1	0-1	0-0	0	1	0 0	0	0	0
Weigh	18	1-3	0-0	3-6	0	1	0 1	0	0	5
Deane	18	0-3	0-0	1-2	5	2	0 0	0	1	1
Foster	1	0-0	0-0	0-0	0	0	0 0	0	0	0
Team					1					
<b>Totals</b>	<b>200</b>	<b>29-52</b>	<b>6-16</b>	<b>10-17</b>	<b>32</b>	<b>13</b>	<b>15 15</b>	<b>3</b>	<b>3</b>	<b>74</b>

**Halftime:** Utah 32, San Diego St. 19. **FG%:** Utah 55.8, San Diego St. 48.3. **3FG%:** San Diego St. 38.9, Utah 37.5. **FT%:** Utah 58.8, San Diego St. 55.6. **Officials:** David Hall, Larry Spaulding, Bobby McRoy. **Technical:** None.



## Game 30

**San Diego State 56**  
**TCU 51**  
March 3, 2007 ♦ San Diego, Calif.  
Cox Arena ♦ Att.: 8,692

SAN DIEGO - San Diego State survived a poor shooting game and sent its seniors out with a win as the Aztecs downed TCU, 56-51, at Cox Arena in the Mountain West Conference regular-season finale.

The contest marked the final home game for seniors Brandon Heath, Mohamed Abukar and David Velasquez.

The game was closely contested throughout as SDSU enjoyed a lead of eight early in the second half, while TCU's biggest lead was four midway through the first half.

Despite allowing the Horned Frogs to shoot better from the field, from three-point distance and from the free-throw line, the Aztecs used its rebound, turnover and free-throw advantage to pull out the victory.

Balance was another reason San Diego State won its 21st game as four players scored in double figures. Heath and Abukar led the way with 12 points each, with Jerome Habel adding 11 and Richie Williams contributing 10.

Lorenzo Wade was a jack of all trades as he recorded seven rebounds, four assists, four steals and a block, while Kyle Spain came off the bench to score seven points and grab a game-high nine rebounds.

The Horned Frogs were led by Brent Hackett's team-high 16 points on 6-of-12 shooting. Joining him in double figures was Alvarado Parker, who scored 12 points and added a team-high eight rebounds.

With 8,692 fans in attendance, San Diego State averaged a school-record 7,821 fans. The 2006-07 season marks the third straight basketball campaign in which the average attendance has increased from the year before.

TCU	MP	FG	3FG	FT	R	F	A TO	B	S	TP
Langford	*28	2-10	1-3	0-0	5	5	4 2	0	0	5
Parker	*26	6-10	0-0	0-0	8	1	1 2	1	1	12
Hackett	*34	6-12	4-9	0-0	3	4	2 4	0	0	16
Owens	*36	2-6	0-1	0-0	7	4	1 2	0	0	4
Dougherty	*19	0-2	0-1	0-0	1	0	0 3	0	1	0
Wall	21	2-6	2-5	0-0	2	0	5 1	0	1	6
Ibikunle	27	3-3	0-0	0-0	5	1	1 2	1	0	6
Adams	9	0-1	0-1	2-3	0	0	0 1	0	0	2
Team					5					
<b>Totals</b>	<b>200</b>	<b>21-50</b>	<b>7-20</b>	<b>2-3</b>	<b>36</b>	<b>15</b>	<b>14 18</b>	<b>2</b>	<b>3</b>	<b>51</b>

SDSU	MP	FG	3FG	FT	R	F	A TO	B	S	TP
Habel	*35	5-11	0-0	1-2	8	1	0 2	2	1	11
Wade	*29	1-4	0-2	0-1	7	1	4 1	1	4	2
Abukar	*37	4-7	0-1	4-5	6	1	2 2	1	1	12
Heath	*36	5-18	2-11	0-1	2	1	3 3	0	0	12
Williams	*35	3-9	2-5	2-2	4	1	4 2	0	2	10
Johnson	6	1-1	0-0	0-2	1	1	0 0	0	0	2
Spain	22	3-7	1-2	0-0	9	2	1 0	1	1	7
Team					3					
<b>Totals</b>	<b>200</b>	<b>22-67</b>	<b>5-21</b>	<b>7-13</b>	<b>40</b>	<b>8</b>	<b>14 10</b>	<b>5</b>	<b>9</b>	<b>56</b>

**Halftime:** San Diego St. 34, TCU 27. **FG%:** TCU 42.0, San Diego St. 32.8. **3FG%:** TCU 35.0, San Diego St. 23.8. **FT%:** TCU 66.7, San Diego St. 53.8. **Officials:** Randy McCall, Mike Littlewood, Brian Shelley. **Technical:** None.

# 2006-07 Recaps



2002 NCAA TOURNAMENT ▶ 2003 NIT ▶ 2006 NCAA TOURNAMENT ▶ 2007 NIT

2006-07 RECAPS ◀ REVIEW



## Game 31

(6) Colorado State 69  
(3) San Diego State 64

March 8, 2007 ♦ Las Vegas, Nev.  
Thomas & Mack Center ♦ Att.: 10,925

LAS VEGAS, Nev. - Third-seeded San Diego State failed in its bid to repeat as Mountain West Conference tournament champions as it dropped a 69-64 decision to sixth-seeded Colorado State in the quarterfinal round of the MWC Championships.

The Aztecs struggled out of the gate in a half where they never led and found themselves down by as many as 10 with 6:04 on the clock. It was at that point, SDSU chipped away at the lead.

The San Diego State comeback was sparked by Mohamed Abukar and Lorenzo Wade, who combined to score 12 points in a 14-5 run to end the half to get within one, 31-30, at intermission.

In addition to Abukar and Wade, Brandon Heath kept the Aztecs in the game early with nine first-half points coming off three shots from behind the arc.

In the second half, the game was closely contested as the Aztecs increased their defensive pressure and took a seven-point lead after a 7-0 spurt with just 11 minutes remaining. However, the Rams used their size inside to play an inside-out game and regained control of the contest.

After coming back from a seven-point deficit, CSU's Stuart Creason (19 points, 7 rebounds) kept the Aztecs at bay with multiple layups after SDSU found ways to tie the game.

San Diego State would not go down quietly as it knotted the score at 62 with 2:18 on the clock. From that point forward, it was all Rams as they ended the game on a 7-2 run to provide the final margin.

For the Aztecs, Heath finished with a game-high 20 points, with Abukar and Jerome Habel scoring 14 points apiece. Additionally, Wade dished out a career-best nine assists and Richie Williams had six.

CSU	MP	FG	3FG	FT	R	F	A TO	B	S	TP
Smith, J.	*20	5-9	0-0	3-3	13	4	2 2	1	0	13
Creason	*39	7-9	0-0	5-7	7	4	1 5	2	0	19
Lewis	*34	3-8	1-2	0-0	2	3	4 3	0	2	7
Denson	*27	3-7	0-1	3-6	4	3	1 2	0	0	9
Gilling	*27	3-7	1-3	0-0	0	1	1 0	0	2	7
Kilby	*21	3-5	0-0	1-2	4	1	1 1	0	0	7
Smith, T.	25	2-7	1-3	0-0	3	0	2 2	0	1	5
Robinson	7	1-1	0-0	0-0	1	0	0 1	0	0	2
Team					2			1		
<b>Totals</b>	<b>200</b>	<b>27-53</b>	<b>3-9</b>	<b>12-18</b>	<b>36</b>	<b>16</b>	<b>12 17</b>	<b>3</b>	<b>5</b>	<b>69</b>

SDSU	MP	FG	3FG	FT	R	F	A TO	B	S	TP
Habel	*36	7-8	0-0	0-2	7	3	0 0	1	0	14
Wade	*33	3-8	0-4	0-0	2	2	9 1	1	2	6
Abukar	*36	6-14	0-3	2-4	5	4	2 3	1	1	14
Heath	*37	7-15	5-10	1-3	3	1	2 3	0	3	20
Williams	*38	2-6	2-5	2-2	4	3	6 3	1	4	8
Johnson	3	0-0	0-0	0-0	0	1	0 0	0	0	0
Pastorek	1	0-0	0-0	0-0	0	0	0 0	0	0	0
Lamb	1	0-0	0-0	0-0	0	0	0 1	0	0	0
Spain	15	0-5	0-2	2-2	4	2	1 1	0	0	2
Team								1		
<b>Totals</b>	<b>200</b>	<b>25-56</b>	<b>7-24</b>	<b>7-13</b>	<b>25</b>	<b>16</b>	<b>20 13</b>	<b>4</b>	<b>10</b>	<b>64</b>

**Halftime:** Colorado St. 31, San Diego St. 30. **FG%:** Colorado St. 50.9, San Diego St. 44.6. **3FG%:** Colorado St. 33.3, San Diego St. 29.2. **FT%:** Colorado St. 66.7, San Diego St. 53.8. **Officials:** Scott Thornley, Mike Scyphers, Brian Shelley. **Technical:** None.



## Game 32

(6) San Diego State 74  
(3) Missouri State 70

March 14, 2007 ♦ Springfield, Mo.  
Hammons Student Center ♦ Att.: 4,234

SPRINGFIELD, Mo. - San Diego State captured just its second Division I postseason victory as it defeated Missouri State on the road, 74-70, in the first round of the NIT. With the win, the Aztecs advanced to the second round.

SDSU and MSU struggled early to keep the game close. The Aztecs were particularly sloppy as they committed eight turnovers in the first eight minutes. However, the Bears did not make their run until the 10-minute mark, outscoring the Aztecs, 14-4, to go up by eight with 7:49 left.

San Diego State responded with 11 unanswered points and closed out the half on an 18-5 run to head into the locker room with a 34-29 lead.

The Aztecs maintained its lead and watched it balloon to eight on a Brandon Heath jumper with 15:14 on the clock.

With the game tied at 49, MSU caught fire and enjoyed a six-point advantage with 7:26 left. But as it did before, SDSU used a 15-4 run, giving it a 69-64 cushion going into the final minutes.

The Bears fought back, eventually tying it at 70 with 41 seconds remaining. After an Aztec timeout, Heath connected on a three-pointer with one second left on the shot clock and seven seconds on the game clock to put SDSU up 73-70.

With an opportunity to trim the Aztecs' lead, Nathan Bilyeu missed two free throws and SDSU's Jer'Vaughn Johnson made one of two from the charity stripe to put the game out of reach.

For the game, Heath finished with a game-high 26 points and Mohamed Abukar posted 13 of his 15 points in the second half to help put the Bears away. Jerome Habel added his second double-double of his career with 11 points and 10 rebounds.

SDSU	MP	FG	3FG	FT	R	F	A TO	B	S	TP
Habel	*36	4-7	0-0	3-6	10	5	1 4	2	2	11
Wade	*28	2-6	1-4	2-2	4	2	4 3	0	1	7
Abukar	*32	6-9	0-0	3-4	6	5	0 4	1	1	15
Heath	*38	11-21	4-11	0-0	4	3	2 6	0	2	26
Williams	*34	2-5	0-2	2-2	6	2	5 4	0	4	6
Johnson	3	0-0	0-0	3-4	1	1	0 0	0	0	3
Pastorek	8	1-2	0-0	0-0	2	2	1 0	0	0	2
Spain	21	1-2	1-2	1-2	1	0	0 2	1	2	4
Team								2		
<b>Totals</b>	<b>200</b>	<b>27-52</b>	<b>6-19</b>	<b>14-20</b>	<b>36</b>	<b>20</b>	<b>13 23</b>	<b>4</b>	<b>12</b>	<b>74</b>

MSU	MP	FG	3FG	FT	R	F	A TO	B	S	TP
Ard	*24	3-12	0-3	0-2	10	4	2 3	0	0	6
Chaney	*28	2-7	1-5	0-0	4	3	6 1	1	3	5
Richards	*29	5-9	0-0	5-7	8	3	1 2	0	1	15
Thomas, K.	*22	2-4	2-2	0-0	0	1	1 2	0	2	6
Ahearn	*32	5-14	3-9	2-3	0	1	3 4	0	0	15
Horton	2	0-0	0-0	0-0	0	0	0 0	0	0	0
Lamberth	20	1-5	0-2	0-0	3	2	0 0	0	0	2
Mitchell	27	2-4	0-0	12-14	5	4	2 2	0	3	16
Carter	0+	0-0	0-0	0-0	0	0	0 0	0	0	0
Thomas, D.	16	2-3	1-2	0-0	0	0	2 3	0	2	5
Team								1		
<b>Totals</b>	<b>200</b>	<b>22-58</b>	<b>7-23</b>	<b>19-26</b>	<b>31</b>	<b>18</b>	<b>17 17</b>	<b>1</b>	<b>11</b>	<b>70</b>

**Halftime:** San Diego St. 34, Missouri St. 29. **FG%:** San Diego St. 51.9, Missouri St. 37.9. **3FG%:** San Diego St. 31.6, Missouri St. 30.4. **FT%:** Missouri St. 73.1, San Diego St. 70.0. **Officials:** James Breeding, Bo Boroski, Archibald Whaley. **Technical:** None.



## Game 33

(2) Syracuse 80  
(6) San Diego State 64

March 19, 2007 ♦ Syracuse, N.Y.  
Carrier Dome ♦ Att.: 26,752

SYRACUSE, N.Y. - San Diego State had its season come to an end in the second round of the National Invitational Tournament as Syracuse downed the Aztecs, 80-64, before a record crowd at the Carrier Dome.

The second-round game between two teams led by national championship coaches in Steve Fisher and Jim Boeheim, attracted an NIT-record 26,752 fans and many went home happy as the home team connected on nine three-pointers and shut down the SDSU attack in the second half.

The Aztecs held their own in the opening period as they trailed by only five points, 38-33, going into the locker room. However, the second half was a different story as the Orange jumped on San Diego State with a 19-7 run to open play and finished it with an 11-0 spurt to take a commanding lead.

At that point, Syracuse was up 59-40 with 13:41 remaining in the game. Unfortunately for the Aztecs, they never got closer than 13 points the rest of the way as the Orange had an answer for every San Diego State basket.

SDSU was led by Lorenzo Wade, who scored a team-high 16 points and shared the squad lead in rebounds with eight along with Richie Williams. Playing in their final game as Aztecs, Brandon Heath finished with 15 points and a game-high seven assists, while Mohamed Abukar contributed 14 points and five rebounds.

Syracuse received double-figure scoring efforts from Demetris Nichols (20 points), Andy Rautins (15) and Paul Harris (12).

SDSU	MP	FG	3FG	FT	R	F	A TO	B	S	TP
Habel	*29	3-9	0-0	1-2	3	0	0 2	0	0	7
Wade	*32	6-13	0-3	4-4	8	2	1 2	3	1	16
Abukar	*35	6-15	1-1	1-3	5	5	3 1	0	1	14
Heath	*35	5-17	3-12	2-4	0	0	7 2	0	2	15
Williams	*35	1-6	1-4	0-1	8	2	2 1	0	3	3
Johnson	4	0-1	0-0	0-0	0	0	0 0	0	0	0
Pastorek	4	0-0	0-0	1-2	0	1	0 0	0	0	1
Spain	26	2-3	1-1	3-6	6	1	1 0	2	1	8
Team								3		
<b>Totals</b>	<b>200</b>	<b>23-64</b>	<b>6-21</b>	<b>12-22</b>	<b>33</b>	<b>11</b>	<b>14 8</b>	<b>5</b>	<b>8</b>	<b>64</b>

SU	MP	FG	3FG	FT	R	F	A TO	B	S	TP
Roberts	*29	4-4	0-0	0-0	8	3	0 2	0	1	8
Nichols	*31	7-18	3-11	3-4	5	0	2 3	0	0	20
Watkins	*25	2-3	0-0	0-0	8	4	1 0	6	1	4
Rautins	*28	5-10	5-9	0-0	6	1	5 2	0	1	15
Devendorf	*33	4-11	0-4	0-1	2	4	7 2	2	2	8
Thomas	2	0-2	0-0	0-0	0	0	0 0	0	0	0
Harris	23	5-10	0-0	2-5	7	0	3 3	1	0	12
Burach	1	1-1	0-0	0-0	2	0	0 0	0	0	2
Gorman	10	2-3	0-0	0-0	2	2	2 0	0	0	4
Wright	16	2-3	1-1	2-2	4	1	1 2	0	1	7
Presutti	1	0-1	0-0	0-0	0	0	0 0	0	0	0
DiLiegro	1	0-0	0-0	0-0	0	1	0 0	0	0	0
Team								5		
<b>Totals</b>	<b>200</b>	<b>32-66</b>	<b>9-25</b>	<b>7-12</b>	<b>49</b>	<b>16</b>	<b>21 15</b>	<b>9</b>	<b>6</b>	<b>80</b>

**Halftime:** Syracuse 38, San Diego St. 33. **FG%:** Syracuse 48.5, San Diego St. 35.9. **3FG%:** Syracuse 36.0, San Diego St. 28.6. **FT%:** Syracuse 58.3, San Diego St. 54.5. **Officials:** Gary Maxwell, Gary Prager, Curtis Blair. **Technical:** Eric Devendorf, Syracuse.

## 2006-07 Mountain West Conference Standings

Pl. Team	W	L	Pct.	Home	Away	W	L	Pct.	Home	Away	Neutral	Streak	Last 10	Postseason
1. Brigham Young	13	3	.813	8-0	5-3	25	9	.735	17-0	6-7	2-2	Lost 2	7-3	NCAA
2. UNLV	12	4	.750	8-0	4-4	30	7	.811	19-1	8-5	3-1	Lost 1	9-1	NCAA
3. San Diego State	10	6	.625	7-1	3-5	22	11	.667	14-2	6-8	2-1	Lost 1	6-4	NIT
Air Force	10	6	.625	7-1	3-5	26	9	.743	16-1	6-5	4-3	Lost 1	5-5	NIT
5. Wyoming	7	9	.438	6-2	1-7	17	15	.531	12-2	2-9	3-4	Lost 1	4-6	
6. Colorado State	6	10	.375	4-4	2-6	17	13	.567	10-4	5-7	2-2	Lost 1	3-7	
Utah	6	10	.375	5-3	1-7	11	19	.367	9-6	1-11	1-2	Lost 2	4-6	
8. TCU	4	12	.250	3-5	1-7	13	17	.433	10-7	2-9	1-1	Lost 1	3-7	
New Mexico	4	12	.250	3-5	1-7	15	17	.469	13-5	1-10	1-2	Lost 5	3-7	

### Team All-Games Statistics

Scoring Offense	G	Pts.	PPG
1. BYU	34	2654	78.1
2. UNM	32	2410	75.3
3. UNLV	37	2772	74.9
4. WYO	32	2366	73.9
5. CSU	30	2178	72.6
6. SDSU	33	2389	72.4
7. Utah	30	2075	69.2
8. AFA	35	2414	69.0
9. TCU	30	1892	63.1

FG Pct. Defense	FG	FGA	Pct.
1. AFA	721	1689	.427
2. UNLV	872	2039	.428
3. SDSU	842	1953	.431
4. BYU	832	1918	.434
5. CSU	732	1680	.436
6. TCU	693	1572	.441
7. WYO	828	1824	.454
8. UNM	840	1803	.466
9. Utah	770	1539	.500

Scoring Defense	G	Pts.	PPG
1. AFA	35	1960	56.0
2. UNLV	37	2470	66.8
3. TCU	30	2003	66.8
4. SDSU	33	2249	68.2
5. BYU	34	2347	69.0
6. CSU	30	2130	71.0
7. Utah	30	2165	72.2
8. UNM	32	2345	73.3
9. WYO	32	2394	74.8

3-Point FG Pct.	3FG	FGA	Pct.
1. BYU	256	617	.415
2. Utah	217	524	.414
3. AFA	316	789	.401
4. UNM	299	797	.375
5. CSU	163	438	.372
6. UNLV	289	802	.360
7. SDSU	185	534	.346
8. WYO	172	515	.334
9. TCU	178	537	.331

Scoring Margin	PPG	OPPG	+/-
1. AFA	69.0	56.0	+13.0
2. BYU	78.1	69.0	+9.0
3. UNLV	74.9	66.8	+8.2
4. SDSU	72.4	68.2	+4.2
5. UNM	75.3	73.3	+2.0
6. CSU	72.6	71.0	+1.6
7. WYO	73.9	74.8	-0.9
8. Utah	69.2	72.2	-3.0
9. TCU	63.1	66.8	-3.7

3-Pt. FG Pct. Def.	3FG	FGA	Pct.
1. AFA	199	618	.322
2. SDSU	237	721	.329
3. BYU	197	583	.338
4. UNLV	230	680	.338
5. WYO	190	549	.346
6. TCU	192	550	.349
7. UNM	238	662	.360
8. CSU	227	584	.389
9. Utah	257	555	.463

Free Throw Pct.	FT	FTA	Pct.
1. AFA	468	620	.755
2. Utah	432	584	.740
3. WYO	578	800	.723
4. UNLV	525	733	.716
5. CSU	479	673	.712
6. SDSU	430	608	.707
7. UNM	399	604	.661
8. BYU	454	688	.660
9. TCU	414	688	.602

Rebound Margin	Reb	OReb	+/-
1. BYU	37.4	31.3	+6.2
2. CSU	35.2	29.7	+5.5
3. Utah	29.9	26.8	+3.1
4. SDSU	34.5	34.3	+0.2
5. TCU	33.9	33.9	+0.0
6. UNLV	34.9	35.3	-0.3
7. WYO	34.3	34.7	-0.4
8. UNM	33.4	35.0	-1.6
9. AFA	27.7	29.3	-1.7

Field Goal Pct.	FG	FGA	Pct.
1. BYU	972	1981	.491
2. AFA	815	1662	.490
3. CSU	768	1573	.488
4. Utah	713	1470	.485
5. SDSU	887	1896	.468
6. WYO	808	1749	.462
7. UNM	856	1865	.459
8. UNLV	979	2202	.445
9. TCU	650	1574	.413

A/TO Ratio	Ast	TO	Ratio
1. AFA	15.2	10.3	1.48
2. UNLV	14.8	11.1	1.34
3. UNM	15.1	12.3	1.22
4. BYU	15.9	13.4	1.19
5. SDSU	14.6	14.9	0.98
6. Utah	13.8	14.6	0.95
7. CSU	13.8	17.5	0.79
8. WYO	11.5	14.8	0.77
9. TCU	12.6	17.1	0.74

### Team MWC Games Only Statistics

Scoring Offense	G	Pts.	PPG
1. BYU	16	1263	78.9
2. UNLV	16	1158	72.4
3. UNM	16	1147	71.7
4. CSU	16	1146	71.6
5. WYO	16	1132	70.8
6. Utah	16	1126	70.4
7. SDSU	16	1100	68.8
8. AFA	16	1018	63.6
9. TCU	16	1013	63.3

FG Pct. Defense	FG	FGA	Pct.
1. SDSU	392	915	.428
2. UNLV	390	907	.430
3. CSU	397	894	.444
4. AFA	345	772	.447
5. BYU	396	880	.450
6. WYO	407	893	.456
7. TCU	386	823	.469
8. UNM	423	856	.494
9. Utah	426	849	.502

Scoring Defense	G	Pts.	PPG
1. AFA	16	924	57.8
2. SDSU	16	1050	65.6
3. UNLV	16	1100	68.8
4. BYU	16	1108	69.2
5. TCU	16	1142	71.4
6. CSU	16	1156	72.2
7. WYO	16	1191	74.4
8. UNM	16	1216	76.0
9. Utah	16	1216	76.0

3-Point FG Pct.	3FG	FGA	Pct.
1. BYU	132	289	.457
2. Utah	114	280	.407
3. UNM	150	386	.389
4. CSU	94	247	.381
5. UNLV	115	314	.366
6. AFA	129	354	.364
7. TCU	98	285	.344
8. SDSU	77	258	.298
9. WYO	76	263	.289

Scoring Margin	PPG	OPPG	+/-
1. BYU	78.9	69.2	+9.7
2. AFA	63.6	57.8	+5.9
3. UNLV	72.4	68.8	+3.6
4. SDSU	68.8	65.6	+3.1
5. CSU	71.6	72.2	-0.6
6. WYO	70.8	74.4	-3.7
7. UNM	71.7	76.0	-4.3
8. Utah	70.4	76.0	-5.6
9. TCU	63.3	71.4	-8.1

3-Pt. FG Pct. Def.	3FG	FGA	Pct.
1. AFA	87	273	.319
2. BYU	86	266	.323
3. SDSU	112	335	.334
4. WYO	84	249	.337
5. UNLV	120	318	.377
6. UNM	124	326	.380
7. TCU	115	300	.383
8. CSU	118	304	.388
9. Utah	139	305	.456

Free Throw Pct.	FT	FTA	Pct.
1. AFA	213	272	.783
2. Utah	246	328	.750
3. WYO	292	397	.736
4. CSU	236	328	.720
5. UNLV	219	309	.709
6. SDSU	195	276	.707
7. BYU	213	318	.670
8. UNM	165	260	.635
9. TCU	215	346	.621

Rebound Margin	Reb	OReb	+/-
1. CSU	34.9	28.6	+6.2
2. BYU	34.3	29.3	+5.0
3. Utah	30.5	28.4	+2.1
4. UNLV	35.4	34.8	+0.6
5. SDSU	34.4	35.8	-1.3
6. TCU	32.3	33.8	-1.4
7. WYO	32.9	35.1	-2.2
8. AFA	26.3	30.7	-4.4
9. UNM	30.7	35.2	-4.5

Field Goal Pct.	FG	FGA	Pct.
1. BYU	459	890	.516
2. CSU	408	827	.493
3. Utah	383	803	.477
4. AFA	338	752	.449
5. WYO	382	853	.448
6. UNM	416	939	.443
7. UNLV	412	932	.442
8. SDSU	414	940	.440
9. TCU	350	853	.410

A/TO Ratio	Ast	TO	Ratio
1. BYU	16.8	12.7	1.32
2. AFA	13.4	10.5	1.27
3. UNLV	14.3	11.4	1.25
4. UNM	14.4	11.6	1.24
5. SDSU	14.1	13.0	1.09
6. Utah	13.8	15.0	0.92
7. WYO	11.4	13.8	0.83
8. CSU	13.9	17.1	0.81
9. TCU	12.9	16.3	0.79

## Individual All-Games Statistics

Scoring	G	FG	3FG	FT	Pts.	Avg/G
1. Ewing, Brandon, WY	31	186	50	194	616	19.9
2. <b>Heath, Brandon, SD</b>	<b>33</b>	<b>225</b>	<b>87</b>	<b>100</b>	<b>637</b>	<b>19.3</b>
3. Jones, Brad, WY	30	157	32	198	544	18.1
4. Young, Keena, BY	34	236	0	118	590	17.4
5. Nevill, Luke, UT	29	181	0	126	488	16.8
6. Smith, Jason, CS	30	175	0	154	504	16.8
7. Giddens, J.R., NM	26	156	41	59	412	15.8
8. <b>Abukar, Mohamed, SD</b>	<b>32</b>	<b>185</b>	<b>19</b>	<b>116</b>	<b>505</b>	<b>15.8</b>
9. Bryant, Johnnie, UT	30	150	88	64	452	15.1
10. White, Wendell, LV	35	210	1	84	505	14.4
11. Nwaelele, Dan, AF	35	163	76	97	499	14.3
12. Adams, Wink, LV	37	165	67	117	514	13.9
13. Burtschi, Jacob, AF	35	168	62	75	473	13.5
14. Kruger, Kevin, LV	31	118	80	101	417	13.5
15. Langford, Kevin, TC	30	136	14	111	397	13.2
16. Plaisted, Trent, BY	34	167	0	96	430	12.6
17. Danridge, Tony, NM	32	166	16	52	400	12.5
18. Hackett, Brent, TC	30	105	66	61	337	11.2
19. Green, Shaun, UT	30	118	64	34	334	11.1
20. McCraw, Matt, AF	33	111	72	66	360	10.9

Rebounding	G	Reb	RPG
1. Smith, CS	30	304	10.1
2. Nevill, UT	29	223	7.7
3. Johnson, NM	32	235	7.3
4. Young, BY	34	223	6.6
5. Giddens, NM	26	169	6.5
6. <b>Habel, SD</b>	<b>29</b>	<b>181</b>	<b>6.2</b>
7. Plaisted, BY	34	210	6.2
8. White, LV	35	214	6.1
9. Green, UT	30	183	6.1
10. Burtschi, AF	35	210	6.0
14. <b>Abukar, SD</b>	<b>32</b>	<b>185</b>	<b>5.8</b>

FG Percentage	FG FGA	Pct
1. Creason, CS	118 176	.670
2. Nevill, UT	181 284	.637
3. <b>Habel, SD</b>	<b>137 230</b>	<b>.596</b>
4. Smith, CS	175 302	.579
5. Cummard, BY	114 206	.553
6. Parker, TC	118 216	.546
7. Plaisted, BY	167 306	.546
8. Young, BY	236 435	.543
9. Green, UT	118 223	.529
10. Essengue, LV	113 214	.528

Assists	G	Ast.	APG
1. Kruger, LV	31	159	5.13
2. <b>Williams, SD</b>	<b>33</b>	<b>151</b>	<b>4.58</b>
3. Jones, WY	30	135	4.50
Lewis, CS	30	135	4.50
5. Ainge, BY	34	150	4.41
6. <b>Heath, SD</b>	<b>33</b>	<b>120</b>	<b>3.64</b>
7. Prentice, NM	31	101	3.26
8. Ewing, WY	31	95	3.06
9. McCraw, AF	33	101	3.06
10. Anderson, AF	35	101	2.89
14. <b>Wade, SD</b>	<b>33</b>	<b>85</b>	<b>2.58</b>

FT Percentage	FT FTA	Pct
1. McCraw, AF	66 75	.880
2. Anderson, AF	82 96	.854
3. Kruger, LV	101 121	.835
4. <b>Abukar, SD</b>	<b>116 140</b>	<b>.829</b>
5. Smith, NM	66 80	.825

Steals	G	St	SPG
1. <b>Williams, SD</b>	<b>33</b>	<b>69</b>	<b>2.09</b>
2. Lewis, CS	30	61	2.03
3. <b>Heath, SD</b>	<b>33</b>	<b>64</b>	<b>1.94</b>
4. <b>Wade, SD</b>	<b>33</b>	<b>62</b>	<b>1.88</b>
5. Anderson, AF	35	62	1.77

3FG Percentage	3FG FGA	Pct
1. Green, UT	64 125	.512
2. Ainge, BY	56 117	.479
3. Rose, BY	61 131	.466
4. McCraw, AF	72 155	.465
5. Toppert, NM	85 183	.464
13. <b>Heath, SD</b>	<b>87 247</b>	<b>.352</b>

3FG Made	G	3FG	3PG
1. Bryant, UT	30	88	2.93
2. Toppert, NM	32	85	2.66
3. <b>Heath, SD</b>	<b>33</b>	<b>87</b>	<b>2.64</b>
4. Kruger, LV	31	80	2.58
5. Gilling, CS	30	70	2.33

Blocked Shots	G	Blks	BPG
1. Anthony, LV	37	109	2.95
2. Creason, CS	30	64	2.13
3. Parker, TC	30	60	2.00
4. Smith, CS	30	47	1.57
5. Taylor, WY	28	42	1.50
6. <b>Habel, SD</b>	<b>29</b>	<b>41</b>	<b>1.41</b>
9. <b>Wade, SD</b>	<b>33</b>	<b>39</b>	<b>1.18</b>
14. <b>Abukar, SD</b>	<b>32</b>	<b>19</b>	<b>0.59</b>

A/T/O Ratio	Ast	TO Ratio
1. Kruger, LV	159	61 2.61
2. McCraw, AF	101	47 2.15
3. Prentice, NM	101	53 1.91
4. Ainge, BY	150	79 1.90
5. Lewis, CS	135	89 1.52
6. <b>Williams, SD</b>	<b>151</b>	<b>100 1.51</b>
7. <b>Heath, SD</b>	<b>120</b>	<b>104 1.15</b>

## Individual MWC Games Only Statistics

Scoring	G	FG	3FG	FT	Pts.	Avg/G
1. <b>Heath, Brandon, SD</b>	<b>16</b>	<b>106</b>	<b>37</b>	<b>49</b>	<b>298</b>	<b>18.6</b>
2. Ewing, Brandon, WY	15	82	19	96	279	18.6
3. Jones, Brad, WY	14	65	11	114	255	18.2
4. Young, Keena, BY	16	112	0	56	280	17.5
5. Smith, Jason, CS	16	102	0	73	277	17.3
6. Bryant, Johnnie, UT	16	87	45	38	257	16.1
7. White, Wendell, LV	14	88	0	39	215	15.4
8. <b>Abukar, Mohamed, SD</b>	<b>15</b>	<b>85</b>	<b>6</b>	<b>51</b>	<b>227</b>	<b>15.1</b>
9. Langford, Kevin, TC	16	77	13	74	241	15.1
10. Nevill, Luke, UT	15	80	0	60	220	14.7
11. Nwaelele, Dan, AF	16	75	31	52	233	14.6
12. Adams, Wink, LV	16	69	31	59	228	14.3
13. Danridge, Tony, NM	16	90	8	20	208	13.0
14. Plaisted, Trent, BY	16	80	0	46	206	12.9
15. Hackett, Brent, TC	16	65	40	33	203	12.7
16. Kruger, Kevin, LV	12	45	36	26	152	12.7
17. Burtschi, Jacob, AF	16	67	25	39	198	12.4
18. Prentice, Darren, NM	15	62	34	17	175	11.7
19. Green, Shaun, UT	16	63	30	25	181	11.3
20. Habel, Jerome, SD	16	78	0	24	180	11.3

Rebounding	G	Reb	RPG
1. Smith, CS	16	161	10.1
2. Nevill, UT	15	106	7.1
3. Johnson, NM	16	110	6.9
4. Green, UT	16	105	6.6
5. Owens, TC	16	104	6.5
White, LV	14	91	6.5
7. <b>Wade, SD</b>	<b>16</b>	<b>98</b>	<b>6.1</b>
8. Langford, TC	16	91	5.7
Parker, TC	16	91	5.7
10. Burtschi, AF	16	89	5.6
12. <b>Abukar, SD</b>	<b>15</b>	<b>82</b>	<b>5.5</b>
13. <b>Habel, SD</b>	<b>16</b>	<b>86</b>	<b>5.4</b>

FG Percentage	FG FGA	Pct
1. Creason, CS	54 81	.667
2. Smith, CS	102 162	.630
3. Anthony, LV	48 79	.608
4. <b>Habel, SD</b>	<b>78 133</b>	<b>.586</b>
5. Nevill, UT	80 141	.567
6. Plaisted, BY	80 142	.563
7. Young, BY	112 201	.557
8. Tavernari, BY	48 87	.552
9. Parker, TC	67 123	.545
10. White, LV	88 163	.540

Assists	G	Ast.	APG
1. Kruger, LV	12	62	5.17
2. Jones, WY	14	72	5.14
3. Lewis, CS	16	80	5.00
4. Ainge, BY	16	78	4.88
5. <b>Williams, SD</b>	<b>16</b>	<b>70</b>	<b>4.38</b>
6. <b>Heath, SD</b>	<b>16</b>	<b>63</b>	<b>3.94</b>
7. Prentice, NM	15	57	3.80
8. Bryant, UT	16	49	3.06
9. <b>Wade, SD</b>	<b>16</b>	<b>46</b>	<b>2.88</b>
Cummard, BY	16	46	2.88

FT Percentage	FT FTA	Pct
1. Nwaelele, AF	52 58	.897
2. Johns, UT	34 38	.895
3. Burtschi, AF	39 45	.867
4. <b>Abukar, SD</b>	<b>51 59</b>	<b>.864</b>
5. Bryant, UT	38 44	.864
15. <b>Heath, SD</b>	<b>49 66</b>	<b>.742</b>

Steals	G	St	SPG
1. <b>Wade, SD</b>	<b>16</b>	<b>36</b>	<b>2.25</b>
2. <b>Williams, SD</b>	<b>16</b>	<b>35</b>	<b>2.19</b>
3. Lewis, CS	16	34	2.13
4. Anderson, AF	16	33	2.06
5. Burtschi, AF	16	31	1.94
7. <b>Heath, SD</b>	<b>16</b>	<b>26</b>	<b>1.63</b>

3FG Percentage	3FG FGA	Pct
1. Ainge, BY	32 61	.525
2. Rose, BY	33 70	.471
3. Gilling, CS	46 98	.469
4. Green, UT	30 67	.448
5. McCraw, AF	33 75	.440
15. <b>Heath, SD</b>	<b>37 122</b>	<b>.303</b>

3FG Made	G	3FG	3PG
1. Kruger, LV	12	36	3.00
2. Gilling, CS	16	46	2.88
3. Bryant, UT	16	45	2.81
4. Toppert, NM	16	43	2.69
5. Hackett, TC	16	40	2.50
6. <b>Heath, SD</b>	<b>16</b>	<b>37</b>	<b>2.31</b>

Blocked Shots	G	Blks	BPG
1. Anthony, LV	16	58	3.63
2. Creason, CS	16	41	2.56
3. Parker, TC	16	27	1.69
Smith, CS	16	27	1.69
5. Plaisted, BY	16	24	1.50
Taylor, WY	12	18	1.50
7. <b>Wade, SD</b>	<b>16</b>	<b>23</b>	<b>1.44</b>
Habel, SD	<b>16</b>	<b>23</b>	<b>1.44</b>
13. <b>Abukar, SD</b>	<b>15</b>	<b>10</b>	<b>0.67</b>

A/T/O Ratio	Ast	TO Ratio
1. Kruger, LV	62	21 2.95
2. Williams, SD	70	33 2.12
3. Ainge, BY	78	43 1.81
4. Prentice, NM	57	34 1.68
5. Lewis, CS	80	48 1.67
8. <b>Heath, SD</b>	<b>63</b>	<b>52 1.21</b>