

# 2019 AZTEC SOFTBALL



Asst. Athletic Director - Media Relations (Softball Contact): Jamie McConeghy | jmcconeg@sdsu.edu | C: (607) 435-5577 | O: (619) 594-4348 | @McConeghySDSU

## 2019 SCHEDULE (15-16, 3-3 MW)

DATE	OPPONENT	TIME/RESULT
Feb. 8	~ vs. Syracuse	W, 9-8
	~ vs. Charlotte	W, 9-1 (5 inn.)
Feb. 9	~ vs. Charlotte	W, 5-4
	~ at Grand Canyon	L, 0-9 (5 inn.)
Feb. 10	~ vs. (4/4) Oklahoma	L, 0-9 (5 inn.)
Feb. 14	! Middle Tennessee	Canceled
Feb. 15	! Middle Tennessee	W, 2-1
	! Northern Illinois	W, 7-5
Feb. 16	! UC Santa Barbara	W, 1-0
	! Grand Canyon	L, 0-8
Feb. 20	at (rv/-) Cal State Fullerton	L, 1-5
Feb. 21	@ vs. Army West Point	Canceled
Feb. 22	@ vs. (rv/rv) Nebraska	W, 4-0
	@ vs. (16/20) Oklahoma State	L, 5-15 (5 inn.)
Feb. 23	@ vs. (25/23) Texas Tech	L, 0-7
Feb. 24	@ vs. Cal Poly	W, 8-2
Feb. 26	at Loyola Marymount	L, 1-2
Feb. 28	# Brigham Young	W, 2-1
March 1	# UIC	W, 13-8
March 3	# Weber State	L, 4-6
March 3	# UC Davis	Canceled
March 5	Florida Gulf Coast	L, 0-9 (6 inn.)
March 7	S vs. Robert Morris	W, 6-1
March 8	S vs. Boston Univ.	L, 0-6
	S vs. Liberty	L, 0-8 (5 inn.)
March 9	S vs. Ohio Univ.	L, 1-5
	S at Long Beach State	W, 4-1
March 13	UC Riverside	L, 0-6
March 15	* New Mexico	L, 1-3
March 16	* New Mexico	W, 9-8
March 17	* New Mexico	W, 4-3
March 22	** at (rv/rv) Boise State	L, 0-7
March 23	** at (rv/rv) Boise State	W, 5-2
March 24	** at (rv/rv) Boise State	L, 1-16 (5 inn.)
March 29	* (--/rv) UNLV	6 p.m. PT
March 30	* (--/rv) UNLV	6 p.m. PT
March 31	* (--/rv) UNLV	Noon PT
April 5	* at Nevada	4 p.m. PT
April 6	* at Nevada	1 p.m. PT
April 7	* at Nevada	Noon PT
April 10	at San Diego	6 p.m. PT
April 12	* San José State	6 p.m. PT
April 13	* San José State	6 p.m. PT
April 14	* San José State	Noon PT
April 23	Cal Baptist	6 p.m. PT
April 26	* at (rv/rv) Colorado State	4 p.m. MT
April 27	* at (rv/rv) Colorado State	1 p.m. MT
April 28	* at (rv/rv) Colorado State	Noon MT
May 3	* Fresno State	6 p.m. PT
May 4	* Fresno State	6 p.m. PT
May 5	* Fresno State	Noon PT
May 9	* at Utah State	4 p.m. MT
May 10	* at Utah State	4 p.m. MT
May 11	* at Utah State	Noon MT

National rankings in parenthesis

(USA Today-NFCA/ESPN.com-USA Softball)

~ GCU Kickoff Tournament (Phoenix, Ariz.)

! 29th Annual Campbell/Cartier Classic (SDSU Softball Stadium)

@ Mary Nutter Collegiate Classic (Cathedral City, Calif.)

# San Diego Classic (SDSU Softball Stadium)

S Louisville Slugger Classic (Long Beach, Calif.)

\* Mountain West game

@AztecSoftball | @GoAztecs | www.GoAztecs.com

## WEEK 8 - WEEKEND HOME SERIES VS. UNLV - MARCH 29-31

UNLV (22-7, 3-2 MW) at SDSU (15-16, 3-3 MW)

Friday: 6 p.m. PT\*

Saturday: 6 p.m. PT

Sunday: Noon PT

\* Mountain West Network



### San Diego State Returns Home to Play UNLV in Weekend Series

San Diego State returns home to America's Finest City this weekend to welcome UNLV in a three-game series. The Aztecs (15-16, 3-3 MW) and Rebels (22-7, 3-2 MW) are scheduled to play at 6 p.m. PT Friday, 6 p.m. PT Saturday and noon PT Sunday.

SDSU is coming off a 2-1 series loss at Boise State, winning the second game of a Friday doubleheader by a 5-2 score.

San Diego State, which is hitting .255 as a team, has three players batting over .300 in Taylor Adams (.373, 3 HR, 17 RBI, 12 R), Molly Sturdivant (.308, 7 RBI, 8 R, 6 2B) and Maddi Ayers (.304). Adams has been particularly strong in MW play, hitting .556 (10-for-18) with three homers, eight RBIs and four runs in just six games. Kiera Wright (.295) leads the Aztecs with 21 runs and 15 stolen bases in 15 chances.

Marissa Moreno continues to lead the Aztec pitching staff in most categories, including ERA (4.35), wins (7), appearances (21, tied), complete games (4), shutouts (2), saves (2), innings pitched (72.1), strikeouts (70) and opponent average (.254). Additionally, Moreno ranks in a tie for first in the MW in appearances, tied for second in saves, third in strikeouts, fourth in innings pitched, and tied for eighth in wins and games started (11), despite missing eight games with an injury.

Alicia Garcia (5-5, 4.57 ERA, 56.2 IP) and MJ James (3-6, 5.41 ERA, 66.0 IP) have also logged important innings in the circle for SDSU.

The 6 p.m. PT Friday game will be streamed on the Mountain West Network (shortened link - <http://bit.ly/2SZxJjg>), while live stats for all three games will be available on GoAztecs.com.

### WEEKEND INFORMATION

Games .....Three-game series vs. UNLV

Place .....SDSU Softball Stadium - San Diego, Calif.

Live Stats.....www.GoAztecs.com

Live Video.....Mountain West Network (Friday only)

.....<http://bit.ly/2SZxJjg>

### AZTECS AT A GLANCE (2019 SEASON)

<b>Overall Record:</b> 15-16 (.484)	<b>Home Record:</b> 7-5 (.583)
<b>USA Today/NFCA Rank:</b> NR	<b>Away Record:</b> 2-5 (.286)
<b>ESPN.com/USA Softball Rank:</b> NR	<b>Neutral Record:</b> 6-6 (.500)
<b>NCAA RPI:</b> 114th out of 297	<b>Last 5 Games:</b> 3-2 (.600)
<b>MW Record:</b> 3-3 (.500)	<b>Last 10 Games:</b> 4-6 (.400)
<b>MW Standing:</b> T-5th out of 9	<b>vs. Top 5:</b> 0-1 (.000)
<b>Non-MW Record:</b> 12-13 (.480)	<b>vs. Top 10:</b> 0-1 (.000)
<b>vs. '18 NCAA Tourney Teams:</b> 5-8 (.385)	<b>vs. Top 25:</b> 0-3 (.000)

### ACTIVE SDSU CAREER RECORDS

Aztec	Record	Stat	No. 2
Molly Sturdivant (1)	Sacrifice Flies	11	9

### CLIMBING THE SDSU CAREER CHARTS

Aztec	Milestone	At	Needs
Katie Byrd	34 doubles (T-6th all-time at SDSU)	33	1
Molly Sturdivant	20 home runs (5th all-time at SDSU)	19	1
	113 RBIs (T-6th all-time at SDSU)	110	3
	54 XB hits (T-6th all-time at SDSU)	51	3
	63 walks (9th all-time at SDSU)	62	1
Kiera Wright	39 stolen bases (T-9th all-time at SDU)	38	1

### LOOKING AHEAD

April 5-7 .....at Nevada (Reno, Nev.)

April 10 .....at San Diego - 6 p.m. PT

April 12-14 .....San José State (SDSU Softball Stadium)

### PROJECTED LINEUP (2019 Statistics)

POS.	NO.	NAME	YR.	B/T	HOMETOWN	G-GS	AVG.	OB%	SLG%	HR	RBI	R	2B	3B	SB-ATT	FLD%
CF	22	Kiera Wright	Jr.	L/R	Riverside, Calif.	30-30	.295	.374	.326	0	4	21	1	1	15-15	.972
2B	11	Katie Byrd	Sr.	R/R	Santee, Calif.	26-26	.270	.349	.297	0	8	11	2	0	2-2	.959
RF	12	Maddi Ayers	Fr.	R/R	Sacramento, Calif.	22-20	.304	.381	.375	0	2	3	4	0	0-0	.960
C	31	Molly Sturdivant	Sr.	R/R	Santa Ana, Calif.	29-29	.308	.396	.385	0	7	8	6	0	0-0	.974
1B	99	Taylor Adams	So.	R/R	Mill Creek, Wash.	30-29	.373	.391	.542	3	17	12	5	0	2-2	.986
SS	20	Shelby Thompson	Jr.	R/R	Benicia, Calif.	26-26	.273	.383	.364	1	11	5	3	0	0-1	.913
3B	26	Kelsey Munoz	So.	R/R	Chula Vista, Calif.	31-31	.276	.351	.414	3	13	11	3	0	0-1	.932
DP	43	Kylie Fraser	Fr.	R/R	Redondo Beach, Calif.	21-12	.167	.222	.190	0	2	1	1	0	0-0	.714
LF	4	Kristen Parker	Jr.	R/R	San Diego, Calif.	27-21	.200	.254	.200	0	8	5	0	0	4-4	.951

### PITCHERS (2019 Statistics)

POS.	NO.	NAME	YR.	HOMETOWN	W-L	G/GS	SV	ERA	IP	K	CG	SHO	K:BB	WHIP	OBA
RHP	33	Marissa Moreno	Jr.	Torrance, Calif.	7-5	21/11	2	4.35	72.1	70	4	2.0	1.71	1.55	.254
RHP	9	Alicia Garcia	Jr.	San Diego, Calif.	5-5	21/7	0	4.57	56.2	30	1	0.0	0.88	1.75	.284
RHP	27	MJ James	RS-Fr.	San Diego, Calif.	3-6	19/13	0	5.41	66.0	17	2	0.0	0.52	2.06	.342
RHP	26	Kelsey Munoz	So.	Chula Vista, Calif.	0-0	2/0	0	0.00	2.0	0	0	0.0	0.00	1.00	.000



**KATHY VAN WYK**

HEAD COACH | 23RD SEASON | CAL STATE FULLERTON, 1983

- As a player, Van Wyk earned All-America honors and won the Broderick Award, given to the best player in the nation, in 1982 after going 35-1 with a 0.18 ERA. The victories remain a school single-season record and .972 winning percentage was an NCAA Division I record until 2001. Her phenomenal season included four no-hitters, six one-hitters, back-to-back perfect games, 26 shutouts and 270 strikeouts.
- Is the school's all-time winningest coach with 751 career victories, including a program-best 44 wins in 2008
- Earned her fifth Mountain West Coach of the Year award in 2014 after leading the Aztecs to a 16-8 mark in league play. She also won the award in 2002, 2006, 2008 and 2013.
- Has led SDSU to 11 NCAA tournament appearances (2001, 2003, 2006, 2008, 2009, 2010, 2011, 2012, 2013, 2014 and 2015)
- Guided San Diego State to its seventh MW regular season title in 2014 with a 16-8 record. The team's other championships came in 2002, 2003, 2006, 2008, 2012 and 2013.
- Coached her eighth All-American in 2017 when Jenavee Peres was named a second-team NFCA All-American. Peres became the Aztecs' first-ever second-team NFCA All-American (SDSU's three other NFCA All-Americans were on the third team).
- Has coached 78 all-conference selections, 40 NFCA all-West Region selections, nine MW Pitchers of the Year, nine MW Freshmen of the Year, four MW Players of the Year, one MW Defensive Player of the Year and 137 conference player/pitcher of the week winners

YEAR	CAREER HEAD COACHING RECORD AT SAN DIEGO STATE			CONFERENCE		
	W	L	Pct.	W	L	Pct.
1997	30	30	.500	14	18	.438
1998	24	35	.407	14	17	.452
1999	24	24	.500	16	8	.667
<b>WAC</b>	<b>78</b>	<b>89</b>	<b>.467</b>	<b>44</b>	<b>43</b>	<b>.506</b>
2000	35	27	.565	13	7	.650
*2001	41	25	.621	10	8	.556
^2002	41	22-1	.648	14	4	.778
*^2003	39	21	.650	12	3	.800
2004	37	23	.617	14	6	.700
2005	27	30	.474	4	16	.200
*^2006	34	15	.694	15	3	.833
2007	32	24	.571	8	12	.400
*^2008	44	17	.721	15	5	.750
*2009	33	20	.623	10	5	.667
*2010	34	16	.680	11	4	.733
*2011	34	21	.618	8	5	.615
*^2012	32	24	.577	9	3	.750
*^2013	36	20	.643	13	5	.722
*^2014	40	19	.678	16	8	.667
*2015	38	20	.655	18	6	.750
2016	30	22	.577	12	12	.500
2017	31	18	.633	15	9	.625
2018	20	31	.392	11	13	.458
2019	15	16	.484	3	3	.500
<b>MW</b>	<b>673</b>	<b>431-1</b>	<b>.610</b>	<b>231</b>	<b>137</b>	<b>.628</b>
<b>TOTALS</b>	<b>751</b>	<b>520-1</b>	<b>.591</b>	<b>275</b>	<b>180</b>	<b>.604</b>

\* MADE NCAA TOURNAMENT; ^ WON MW REGULAR SEASON TITLE

**NUMERICAL ROSTER**

NO.	NAME	POS.	HT.	B/T	YR	EXP	HOMETOWN	LAST SCHOOL
00	Aris Metcalfe	OF	5-4	L/R	Sr.	3L	Compton, Calif.	King/Drew Medical Magnet HS
1	Megan Smith	OF	5-4	L/R	Jr.	2L	Valencia, Calif.	West Ranch HS
2	Paris Nguyen	SS/2B	5-5	R/R	Fr.	HS	Lake Elsinore, Calif.	Temescal Canyon HS
3	Gaby Olivarría	UTIL	5-5	L/R	So.	SQ	San Diego, Calif.	Helix Charter HS
4	Kristen Parker	OF	5-4	R/R	Jr.	1L	San Diego, Calif.	Mira Mesa HS
7	Kayla Sok	MI/OF	5-4	R/R	Sr.	SQ	Glendora, Calif.	Mt. San Antonio College
8	Janina Jusay	OF	5-5	R/R	So.	1L	San Diego, Calif.	Rancho Bernardo HS
9	Alicia Garcia	P	5-8	R/R	Jr.	TR	San Diego, Calif.	Palomar College
11	Katie Byrd	2B	5-6	R/R	Sr.	3L	Santee, Calif.	West Hills HS
12	Maddi Ayers	IF	5-6	R/R	Fr.	HS	Sacramento, Calif.	Sheldon HS
14	Jessica Cordola	IF	5-9	R/R	Fr.	HS	Santa Clarita, Calif.	Saugus HS
15	Alizae Umi	C	5-5	R/R	So.	SQ	Torrance, Calif.	West HS
19	Hannah Johnson	P	5-6	R/R	So.	TR	La Habra, Calif.	Cal State Fullerton
20	Shelby Thompson	SS	5-6	R/R	Jr.	2L	Benicia, Calif.	Benicia HS
22	Kiera Wright	OF	5-6	L/R	Jr.	2L	Riverside, Calif.	Roosevelt HS
26	Kelsey Munoz	IF	5-10	R/R	So.	1L	Chula Vista, Calif.	Mater Dei Catholic HS
27	MJ James	P	6-0	R/R	RS-Fr.	TR	San Diego, Calif.	Ohio State
28	Paige Barth	IF	5-5	R/R	Fr.	HS	Newbury Park, Calif.	Newbury Park HS
31	Molly Sturdivant	C/3B	5-6	R/R	Sr.	3L	Santa Ana, Calif.	El Modena HS
33	Marissa Moreno	P	5-11	R/R	Jr.	2L	Torrance, Calif.	Torrance HS
43	Kylie Fraser	C/IF	5-9	R/R	Fr.	HS	Redondo Beach, Calif.	Redondo Union HS
99	Taylor Adams	1B	5-9	R/R	So.	1L	Mill Creek, Wash.	Jackson HS

**ALPHABETICAL ROSTER**

NO.	NAME	POS.	HT.	B/T	YR	EXP	HOMETOWN	LAST SCHOOL
99	Taylor Adams	1B	5-9	R/R	So.	1L	Mill Creek, Wash.	Jackson HS
12	Maddi Ayers	IF	5-6	R/R	Fr.	HS	Sacramento, Calif.	Sheldon HS
28	Paige Barth	IF	5-5	R/R	Fr.	HS	Newbury Park, Calif.	Newbury Park HS
11	Katie Byrd	2B	5-6	R/R	Sr.	3L	Santee, Calif.	West Hills HS
14	Jessica Cordola	IF	5-9	R/R	Fr.	HS	Santa Clarita, Calif.	Saugus HS
43	Kylie Fraser	C/IF	5-9	R/R	Fr.	HS	Redondo Beach, Calif.	Redondo Union HS
9	Alicia Garcia	P	5-8	R/R	Jr.	TR	San Diego, Calif.	Palomar College
27	MJ James	P	6-0	R/R	RS-Fr.	TR	San Diego, Calif.	Ohio State
19	Hannah Johnson	P	5-6	R/R	So.	TR	La Habra, Calif.	Cal State Fullerton
8	Janina Jusay	OF	5-5	R/R	So.	1L	San Diego, Calif.	Rancho Bernardo HS
00	Aris Metcalfe	OF	5-4	L/R	Sr.	3L	Compton, Calif.	King/Drew Medical Magnet HS
33	Marissa Moreno	P	5-11	R/R	Jr.	2L	Torrance, Calif.	Torrance HS
26	Kelsey Munoz	IF	5-10	R/R	So.	1L	Chula Vista, Calif.	Mater Dei Catholic HS
2	Paris Nguyen	SS/2B	5-5	R/R	Fr.	HS	Lake Elsinore, Calif.	Temescal Canyon HS
3	Gaby Olivarría	UTIL	5-5	L/R	So.	SQ	San Diego, Calif.	Helix Charter HS
4	Kristen Parker	OF	5-4	R/R	Jr.	1L	San Diego, Calif.	Mira Mesa HS
1	Megan Smith	OF	5-4	L/R	Jr.	2L	Valencia, Calif.	West Ranch HS
7	Kayla Sok	MI/OF	5-4	R/R	Sr.	SQ	Glendora, Calif.	Mt. San Antonio College
31	Molly Sturdivant	C/3B	5-6	R/R	Sr.	3L	Santa Ana, Calif.	El Modena HS
20	Shelby Thompson	SS	5-6	R/R	Jr.	2L	Benicia, Calif.	Benicia HS
15	Alizae Umi	C	5-5	R/R	So.	SQ	Torrance, Calif.	West HS
22	Kiera Wright	OF	5-6	L/R	Jr.	2L	Riverside, Calif.	Roosevelt HS

**HEAD COACH:** Kathy Van Wyk (Cal State Fullerton, 1983), 23rd season

**ASSOCIATE HEAD COACH:** Stacey Nuvevan Deniz (UCLA, 2002), 11th season

**ASSISTANT COACH:** Mia Longfellow (Oregon State, 2007), 10th season

**VOLUNTEER COACH:** Sarah Byrne (Cal Poly, 2008), second season

**PRONUNCIATIONS:** Janina Jusay (JAH-neen-ah JU-say); Aris Metcalfe (AIR-iss); Kelsey Munoz (MOON-yoze); Paris Nguyen (WIN); Gaby Olivarría (OH-la-VERY-ah); Kayla Sok (sock); Molly Sturdivant (Stir-da-VAN-i); Alizae Umi (AI-ah-zay OOO-me); Kiera Wright (KEY-air-uh); Kathy Van Wyk (van WIKE); Stacey Nuvevan Deniz (Deh-neese); Mia Longfellow (MEE-ah)

**2019 Mountain West Standings (through March 24)**

Team	MW						Overall							
	W	L	Pct.	GB	H	A	W	L	Pct.	H	A	N	Streak	Last 10
(rv/rv) Colorado State	6	0	1.000	--	3-0	3-0	23	4	.852	11-0	4-1	8-3	W14	10-0
(--/rv) UNLV	<b>3</b>	<b>2</b>	<b>.600</b>	<b>2.5</b>	<b>2-1</b>	<b>1-1</b>	<b>22</b>	<b>7</b>	<b>.759</b>	<b>12-2</b>	<b>5-2</b>	<b>5-3</b>	<b>L1</b>	<b>7-3</b>
San José State	2	1	.667	2.5	0-0	2-1	22	10	.688	14-2	4-1	4-7	L1	9-1
Nevada	2	1	.667	2.5	2-1	0-0	17	12	.586	4-1	3-6	10-5	L3	6-4
(rv/rv) Boise State	3	3	.500	3.0	2-1	1-2	23	5	.821	2-1	5-3	16-1	W1	7-3
<b>San Diego State</b>	<b>3</b>	<b>3</b>	<b>.500</b>	<b>3.0</b>	<b>2-1</b>	<b>1-2</b>	<b>15</b>	<b>16</b>	<b>.484</b>	<b>7-5</b>	<b>2-5</b>	<b>6-6</b>	<b>L1</b>	<b>4-6</b>
Utah State	2	3	.400	3.5	1-1	1-2	11	14	.440	1-1	4-5	6-8	W1	6-4
Fresno State	1	5	.167	5.0	1-2	0-3	16	11	.593	8-2	1-6	7-3	W1	5-5
New Mexico	1	5	.167	5.0	0-3	1-2	8	21	.276	0-3	2-8	6-10	L5	3-7

**Scouting UNLV**

UNLV enters the weekend as one of the hottest teams on the West Coast, having won 12 of its last 16 games and posting a 22-7 record overall. The Rebels, who are receiving votes in the ESPN.com/USA Softball poll, are 3-2 in Mountain West play, splitting at Utah State in a rain-shortened series last weekend after winning two of three against then No. 24 Boise State the previous weekend.

UNLV brings an impressive .334 average into the weekend, led by Lauren Tycksen (.442, 31 R, 14 SB) and Statia Cermak (.400). Four other Rebels - Justine Federe (.372, 3 HR, 28 RBI), Reina Bondi (.365, 32 R, 15 SB), Mia Trejo (.364, 5 HR, 28 RBI) and Samantha Diaz (.350, 2 HR, 17 RBI) - are also hitting over .350.

The UNLV pitching staff has been just as impressive, owning a 2.15 team ERA with nine shutouts. Jenny Bressler leads the way, going 14-3 with a 1.70 ERA, four shutouts and 79 strikeouts in 99 innings, holding her opponents to a .224 average. Breana Burke (4-2, 2.12 ERA, 46.1 IP) and Charlie Masterson (4-2, 3.27 ERA, 40.2 IP) have also logged innings for the Rebels.

San Diego State leads the all-time series with the Rebels, 63-42, including the last two weekend series with UNLV (2017 and 2018).

Below is a comparison between SDSU and UNLV so far.

**San Diego State**

**2019 Record:** 15-16 (.484), 3-3 MW (.500)  
**Common Opponents with UNLV:** 2-4 (.333)  
**Offensive Slash Line:** .255/.325/.326  
**HR:** 8 | **RBI:** 80 | **R:** 102 | **SB:** 32-36  
**ERA:** 4.69 | **OBA:** .293 | **WHIP:** 1.77  
**Fielding Pct.:** .959 | **CSB:** 8/36  
**Avg. Leader:** Taylor Adams (.383)  
**HR Leader:** Taylor Adams/Kelsey Munoz (3)  
**RBI Leader:** Taylor Adams (17)  
**Runs Leader:** Kiera Wright (21)  
**SB Leader:** Kiera Wright (15)  
**Wins Leader:** Marissa Moreno (7)  
**ERA Leader:** Marissa Moreno (4.35)  
**SO Leader:** Marissa Moreno (70)  
**IP Leader:** Marissa Moreno (72.1)

**UNLV**

**2019 Record:** 22-7 (.759), 3-2 MW (.600)  
**Common Opponents with SDSU:** 5-1 (.833)  
**Offensive Slash Line:** .334/.404/.468  
**HR:** 17 | **RBI:** 150 | **R:** 164 | **SB:** 40-44  
**ERA:** 2.15 | **OBA:** .249 | **WHIP:** 1.23  
**Fielding Pct.:** .983 | **CSB:** 7/19  
**Avg. Leader:** Lauren Tycksen (.442)  
**HR Leader:** Mia Trejo (5)  
**RBI Leader:** Justine Federe/Mia Trejo (28)  
**Runs Leader:** Reina Bondi (32)  
**SB Leader:** Reina Bondi (15)  
**Wins Leader:** Jennifer Bressler (14)  
**ERA Leader:** Jennifer Bressler (1.70)  
**SO Leader:** Jennifer Bressler (79)  
**IP Leader:** Jennifer Bressler (99.0)

**SDSU This Year Compared to Last Year**

Despite some of its top players battling injuries for various parts of the season, the Aztecs are in much better shape entering the thick of Mountain West play.

At 15-16 (.484), SDSU is well ahead of last year's record (20-31, .392) mainly because of an offensive improvement and success in close games.

Below is a comparison of the last two seasons:

Year	Record (Pct.)	Batting Avg.	Runs Per Game	.300 Hitters	1-Run Games	3-or-Less-Run Games	Extra Inn.
2018	20-31 (.392)	.246	2.88	1	5-7 (.417)	12-22 (.353)	3-6 (.333)
2019	15-16 (.484)	.255	3.29	3	7-1 (.875)	10-3 (.769)	0-0 (.000)

**The Comeback Kids**

The Aztecs are off to a 15-16 start, thanks in part to four dramatic comebacks, and another walk-off win.

In SDSU's opener on Feb. 8, San Diego State scored six times in the bottom of the seventh inning to rally past Syracuse, 9-8. Down by an 8-3 score after the Orange tallied a pair of unearned runs in the top of the seventh, the Aztecs answered with six runs of their own, including five with two out, to pick up the win. In the inning, SDSU used three hits and took advantage of three SU errors.

After a 9-1 run-rule win over Charlotte after the Syracuse game, San Diego State rallied for another win against the 49ers in the first game on Saturday (Feb. 9). The Aztecs scored the final four runs of the game, including three times in the bottom of the seventh to record their second straight victory when trailing after six innings.

Not a comeback win, but still an impressive one was SDSU's 7-5 win over Northern Illinois on Feb. 15. The Aztecs entered the seventh inning with a 5-2 lead, but the Huskies tied it on a three-run homer by Sam Schmidt. SDSU responded in the bottom half when Kelsey Munoz took the first pitch she saw over the center-field fence for a two-run, walk-off homer.

On Feb. 28 at the San Diego Classic, San Diego State took advantage of a pair of Brigham Young errors in the bottom of the seventh inning to rally past the Cougars, 2-1. First, Kayla Sok scored from second on two errors by BYU third baseman Taylei Williams. Taylor Adams followed with a chopper to second base against a drawn-in infield, but the throw to the plate was late as Megan Smith raced home to give SDSU the 2-1 win.

On March 16, San Diego State capped a four-run sixth inning with a two-run home run by Shelby Thompson to rally past New Mexico, 9-8. Down, 8-5, entering the sixth, the Aztecs scored four times on four hits to take the lead. The other runs in the inning came when Kiera Wright scored on a Katie Byrd double and Molly Sturdivant's sacrifice fly plated Byrd.

This season, SDSU is 3-10 when trailing after six innings. Prior to this season, San Diego State was just 5-112 (.043) since 2012 when trailing after six innings of play and just 13-191 (.064) since 2006 when trailing after six innings.

Below is a look at SDSU's year-by-year record when trailing after six innings (since 2006) and walk-off wins (since 2010):

**SAN DIEGO STATE UNIVERSITY QUICK FACTS**

Location	San Diego, Calif.
Founded	1897
Enrollment	33,915
President	Dr. Adela de la Torre
Director of Athletics	John David Wicker
Senior Woman Administrator	Jenny Bramer
Nickname	Aztecs
School Colors	Scarlet (PMS 187) and Black
Conference	Mountain West
Home Field (Capacity)	SDSU Softball Stadium (1,000)
School Website	SDSU.edu
Athletics Website	GoAztecs.com
Conference Website	TheMW.com

**SAN DIEGO STATE SOFTBALL QUICK FACTS**

Head Coach	Kathy Van Wyk (Cal State Fullerton, 1983)
Record at SDSU	751-520-1 (.591), 23rd season
Overall Record	Same
Softball Office Phone	(619) 594-2345
Associate Head Coach	Stacey Nuveman Deniz (UCLA, 2002)
Assistant Coach	Mia Longfellow (Oregon State, 2007)
Volunteer Coach	Sarah Byrne (Cal Poly, 2008)
First Year of Division I Softball	1977
All-Time Record	1,147-1,089-6 (.513), 43rd season
NCAA Division I Tournament Appearances	11 (2001, 2003, 2006, 2008-15)
2018 Record	20-31 (.392)
2018 MW Record (Finish)	11-13 (.458) (6th)
2018 Postseason (Record)	N/A
Letterwinners Returning/Lost	12/4
Starters Returning/Lost	6/3
Pitchers Returning/Lost	2/1
Newcomers	8
Top Returners	2018 Stats/Honors
Shelby Thompson	Jr., SS .267, 6 HR, 19 RBI, 27 R, 7 2B, 1 3B, .447 SLG%, .347 OBP * 2018 Mountain West Defensive Player of the Year * Two-time All-Mountain West First Team (2017-18)
Katie Byrd	Sr., 2B .305, 23 RBI, 14 R, 10 2B, 1 3B, .377 SLG%, .350 OBP * 2017 NFCA All-West Region Second Team * 2017 All-Mountain West Team Second Team
Molly Sturdivant	Sr., C/3B .275, 5 HR, 26 RBI, 8 R, 4 2B, .399 SLG%, .339 OBP * 2017 NFCA All-West Region Second Team * 2017 All-Mountain West Team First Team
Marissa Moreno	Jr., RHP 6-16, 3.29 ERA, 155.1 IP, 81 K, 6 CG, 3 SHO, .275 avg. * One-time Mountain West Pitcher of the Week
Kelsey Munoz	So., 3B .294, 8 RBI, 6 R, 3 2B, .329 SLG%, .348 OBP
Taylor Adams	So., 1B .268, 1 HR, 13 RBI, 12 R, 5 2B, .320 SLG%, .321 OBP
Kiera Wright	Jr., CF .240, 6 RBI, 21 R, 1 2B, 11 SB, .248 SLG%, .324 OBP

**SAN DIEGO STATE MEDIA RELATIONS**

Sr. Assoc. AD of Comm. & Media Relations	Mike May
Asst. AD - MR	Jamie McConeghy (Softball Contact)
McConeghy Office Phone	(619) 594-4348
McConeghy Cell Phone	(607) 435-5577
McConeghy E-Mail	jmcconeg@sdsu.edu
SDSU Athletics Website	www.GoAztecs.com
Mailung Address	SDSU Media Relations 3014 Aztec Athletics Center 5302 55th Street San Diego, CA 92182

**AZTECS IN THE 2019 NCAA RANKINGS**

*(Out of 295 teams; through games of March 24)*

SDSU	All Games	
Category	Stat	Rank
Batting Average	.255	196th
On-Base Percentage	.325	n/a
Slugging Percentage	.326	247th
Runs Per Game	3.29	235th
Doubles Per Game	0.97	221st
Triples Per Game	0.03	285th
Home Runs Per Game	0.26	254th
Stolen Bases Per Game	1.03	136th
Earned Run Average	4.69	218th
Strikeout-to-Walk Ratio	1.08	224th
Winning Percentage	.484	148th
Fielding Percentage	.959	140th
Double Plays Per Game	0.35	88th

**(top-100 players; top-50 pitchers)** All Games

Player	Category	Stat	Rank
Marissa Moreno	Saves	2	34th
Shelby Thompson	Sacrifice Flies	2	85th
Molly Sturdivant	Hit by Pitch PG	0.24	59th
Kiera Wright	Stolen Bases PG	0.50	53rd

**AZTECS IN THE 2019 MW RANKINGS**

*(Out of nine teams; through games of March 24)*

TEAM	All Games		MW Games	
Category	Stat	Rank	Stat	Rank
Batting Average	.255	8th	.281	5th
On Base Percentage	.325	9th	.361	5th
Slugging Percentage	.326	9th	.411	6th
Runs	102	9th	20	7th
Hits	200	6th	41	T-4th
Runs Batted In	80	9th	17	7th
Doubles	30	8th	7	T-5th
Triples	1	T-8th	0	T-6th
Home Runs	8	9th	4	T-4th
Total Bases	256	9th	60	T-5th
Total Plate Appearances	888	2nd	169	5th
At-Bats	785	2nd	146	4th
Walks	70	8th	14	6th
Hit By Pitch	13	5th	5	2nd
Sacrifice Bunts	16	2nd	3	T-1st
Sacrifice Flies	4	T-7th	1	T-5th
Stolen Bases	32	3rd	4	3rd
Earned Run Average	4.69	7th	5.89	6th
Opposing Batting Avg.	.293	7th	.319	7th
Innings Pitched	197.0	2nd	38.0	2nd
Strikeouts	119	5th	30	2nd
Wins	15	7th	3	T-2nd
Win Percentage	.484	7th	.500	T-5th
Saves	2	T-3rd	1	T-1st
WHIP (BB + H/IP)	1.77	8th	1.95	6th
Fielding Percentage	.959	7th	.968	4th
Chances	892	2nd	156	T-4th
Putouts	591	2nd	114	6th
Assists	264	1st	37	5th
Double Plays	11	5th	3	T-3rd
Caught Stealing By	8	T-1st	0	T-7th

**SDSU When Trailing After 6 Innings (since 2006)**

Year	Record (Win Pct.)
2006	1-19 (.050)
2007	0-14 (.000)
2008	0-18 (.000)
2009	1-13 (.071)
2010	3-16 (.158)
2011	0-14 (.000)
2012	0-18 (.000)
2013	4-14 (.222)
2014	1-12 (.077)
2015	2-16 (.111)
2016	1-10 (.091)
2017	0-18 (.000)
2018	0-9 (.000)
<b>2019</b>	<b>3-10 (.231)</b>

**Since 2006 16-201 (.074)**

**Walk-Off Wins (since 2010)**

Year	Total Wins	Walk-Off Wins	W-O Win Pct.
2010	34	2	5.9 pct.
2011	34	5	14.7 pct.
2012	32	2	6.3 pct.
2013	36	1	2.8 pct.
2014	40	3	7.5 pct.
2015	38	4	10.5 pct.
2016	30	3	10.0 pct.
2017	31	2	6.5 pct.
2018	20	2	10.0 pct.
<b>2019</b>	<b>14</b>	<b>4</b>	<b>28.6 pct.</b>

**Since 2010 309 28 9.1 pct.**

**Aztecs Win the 29th Annual Campbell/Cartier Classic**

For just the fourth time in the 29 years of the Campbell/Cartier Classic, San Diego State captured the tournament title. The Aztecs secured the tourney title after going 3-1 with wins over Middle Tennessee (2-1), Northern Illinois (7-5) and UC Santa Barbara (1-0). SDSU's lone setback was against Grand Canyon on Feb. 16 (L, 0-8). NIU had a chance to secure the tournament title, but lost to MT, 2-1, in eight innings on Feb. 17. Following the Aztecs (3-1) were Middle Tennessee and Northern Illinois at 3-2, Grand Canyon at 2-3 and UC Santa Barbara at 1-4. San Diego State's four Campbell/Cartier Classic titles are one short of Long Beach State for the most in the history of the tournament. Below is a look at the past winners.

**Campbell/Cartier Classic Champions**

1991	Long Beach State	2010	Western Kentucky
1992	UCLA	2011	Long Beach State
1993	Long Beach State	2012	UCLA
1994	Washington	2013	Oklahoma
1995	UCLA	2014	<b>San Diego State</b>
1996	Sacramento State	2015	<b>San Diego State</b>
1997	Long Beach State	2016	Kentucky
1998	Long Beach State	2017	Washington
1999	CSUN	2018	Kentucky
2000	Stanford	2019	<b>San Diego State</b>

**Most Campbell/Cartier Classic Titles**

- 1. Long Beach State - 5
- 2t. San Diego State - 4
- 2t. UCLA - 4
- 4t. Washington - 3
- 4t. Stanford - 3

**Aztecs Excel in Lid-Lifters**

San Diego State has excelled in season-opening games since Kathy Van Wyk took over the reigns of the program in 1997. After a dramatic 9-8 win over Syracuse on Feb. 8, the Aztecs have now won six of seven season-opening games, 17 of their last 19 and 20 of 23 lid-lifters in Van Wyk's 23-year tenure. SDSU's only blemishes in the past 23 season-openers under Van Wyk came in 2018 (lost to No. 25/25 Georgia, 23-2), 2012 (lost to Texas Tech, 5-4) and in 2000 (lost to UIC, 5-3). Over the 23 years under Van Wyk, SDSU has outscored its opponent, 133-78, or 5.8-3.4 per game in lid-lifters. Since records were first kept in 1980, San Diego State is 29-11 (.725) in their opening games.

**Aztec Softball to Have 21-Plus Games Broadcast on Mountain West Network**

The San Diego State softball team will have at least 21 games on the Mountain West Network this season. The network, which is broadcast live on the Internet, started during the 2013 football season and gives all Mountain West sports the ability to broadcast all sports across all the 11 MW institutions. For videos and more information, visit the site at <http://www.themw.com/#1/videos>. The Aztec softball games that are scheduled for the Mountain West Network this season are Feb. 28 vs. Brigham Young, March 1 vs. UIC, March 3 vs. UC Davis, March 5 vs. Florida Gulf Coast, the March 15-17 series with New Mexico, March 22-24 at Boise State, March 29 vs. UNLV, the April 12-14 series with San Jose State, April 23 vs. Cal Baptist, April 27 at Colorado State, May 4-5 against Fresno State and May 9-11 at Utah State. Additional road games could be announced at a later date.

## Aztecs Picked Fifth in the Mountain West

The San Diego State softball team has been picked to finish fifth in the Mountain West in a preseason poll voted on by the league's nine head coaches, the conference announced Jan. 30. The Aztecs have won a league-record seven MW regular-season titles.

SDSU picked up 31 points in the preseason poll, just behind UNLV (35) and ahead of Nevada (19). Defending league champion Boise State was picked to win the league with 64 points, including eight first-place votes. Fresno State garnered the other first-place vote and had 57 points total, while San José State's 50 points were good enough for third. The bottom three of the preseason poll were Colorado State (26) in seventh, Utah State (21) in eighth and New Mexico (11) in ninth.

The Aztecs are coming off a 20-31 season in 2018, their first losing campaign since 2005. SDSU was 11-13 in MW play for sixth place, winning six of its final eight games, including two of the final three series.

## SDSU Softball Announces 2018 Schedule

San Diego State softball head coach Kathy Van Wyk has announced a 54-game schedule for the 2019 season, highlighted by two home tournaments, including the 29th annual Campbell/Cartier Classic at SDSU Softball Stadium from Feb. 14-17.

The Aztecs, who have won a league-best seven Mountain West titles in the 19-year history of the league, are scheduled to play 14 contests against teams that made last year's NCAA tournament, including 12 contests vs. conference champions.

SDSU begins its season on the road for the 12th straight year, playing at Grand Canyon Univ.'s Kickoff Tournament in Phoenix from Friday, Feb. 8-Sunday, Feb. 10. San Diego State opens with Syracuse and Charlotte on Friday, Charlotte again and the host Lopes on Saturday and perennial national power Oklahoma on Sunday. The Sooners, who won the Big 12 last year and made it to the Women's College World Series, have won four NCAA championships, including three in the past six years (2013, 2016 and 2017).

The Aztecs open their home portion of its schedule with the 29th annual Campbell/Cartier Classic from Thursday, Feb. 14-Sunday, Feb. 17. SDSU will play Conference USA champion Middle Tennessee twice (Thursday and Friday), along with Northern Illinois (Friday), Grand Canyon (Saturday) and UC Santa Barbara (Sunday).

Following a mid-week clash at Big West champion Cal State Fullerton on Wednesday, Feb. 20, San Diego State heads to the always competitive Mary Nutter Collegiate Classic in Cathedral City, Calif. (near Palm Springs) from Thursday, Feb. 21-Sunday, Feb. 24. The Aztecs are scheduled to meet Army West Point on Thursday, NCAA tournament at-large selection Oklahoma State and Nebraska on Friday, Texas Tech on Saturday, and Cal Poly on Sunday.

After a Tuesday game at Loyola Marymount on Feb. 26, the Aztecs return to America's Finest City for the San Diego Classic from Thursday, Feb. 28-Sunday, March 3. On the docket for SDSU at the classic are West Coast champion Brigham Young on Thursday, Horizon camp UIC on Friday, Weber State on Saturday and UC Davis on Sunday.

San Diego State then welcomes Florida Gulf Coast on Tuesday, March 5, before making the short drive north to Long Beach State for a tournament from Thursday, March 7-Saturday, March 9. The Aztecs will meet Robert Morris on Thursday, followed by league champions Boston Univ. (Patriot) and Liberty (Big South) on Friday, and Mid-American champ Ohio and the host 49ers on Saturday. Last year, LBSU made the NCAA tourney and finished 20th in the USA Today/NFCA poll and 22nd in the ESPN/USA Softball poll.

SDSU returns to San Diego for a four-game homestand, beginning with a non-conference game against UC Riverside on Wednesday, March 13. San Diego State then kicks off Mountain West action at home with a weekend series with New Mexico from March 15-17.

The Aztecs head to defending MW champion Boise State the following weekend (March 22-24), before welcomes UNLV to close out March (March 29-31).

SDSU hits the road for a weekend series at Nevada from April 5-7 and makes the crosstown drive to take on San Diego on Wednesday, April 10.

Next up for San Diego State is the 2017 MW champion San José State in a home series from April 12-14.

After a nine-day layoff, the Aztecs return to welcome Cal Baptist on Tuesday, April 23 in their final non-conference game of the season.

SDSU then travels to Colorado State for a weekend series from April 26-28, before hosting Fresno State from May 3-5 in San Diego State's final home series of 2019.

The Aztecs end their regular season from Thursday, May 9-Saturday, May 11 at Utah State.

The NCAA Regional kicks off postseason play from May 10-13 at 16 campus sites.

### ☛ MOUNTAIN WEST PRESEASON POLL

Below is a look at 2019 Mountain West preseason poll, voted on by the league's coaches.

(First-place votes in parenthesis)

Rk.	Team	Votes
1.	Boise State (8)	64
2.	Fresno State (1)	57
3.	San José State	50
4.	UNLV	35
5.	San Diego State	31
6.	Nevada	29
7.	Colorado State	26
8.	Utah State	21
9.	New Mexico	11

### INDIVIDUAL

(top-10)

Player	Category	All Games		MW Games	
		Stat	Rank	Stat	Rank
Taylor Adams	Putouts	192	1st	28	6th
	Fld. Chances	207	1st	28	T-8th
	Batting Avg.	.373	8th	.556	T-3rd
	Fielding Pct.	.986		1.000	T-1st
	Hits	31		10	T-2nd
	Home Runs	3		3	T-2nd
	Total Bases	45		20	3rd
	Slugging Pct.	.542		1.111	4th
	On-Base Pct.	.391		.579	4th
	RBIs	17		8	T-4th
At-Bats	83		18	T-8th	
Maddi Ayers	Doubles	4		2	T-5th
Katie Byrd	Sac Bunts	4	T-3rd	1	T-4th
	Doubles	2		2	T-5th
	Fld. Assists	43		11	T-5th
	At-Bats	74		19	T-6th
Alicia Garcia	Hit by Pitch	3		1	T-6th
	Appearances	21	T-1st	5	T-1st
MJ James	Strikeouts	30		9	T-8th
	Wins	5		1	T-9th
	Gms. Started	13	T-4th	2	T-7th
Aris Metcalfe	Appearances	19	T-5th	4	T-5th
	Stolen Bases	5	T-7th	0	
Marissa Moreno	Saves	2	T-2nd	1	T-1st
	Strikeouts	70	3rd	20	T-1st
	Inn. Pitched	72.1	4th	15.2	7th
	Wins	7	T-8th	2	T-2nd
	Gms. Started	11	T-8th	3	T-4th
Kelsey Munoz	Fld. Assists	64	T-1st	7	
	Sac Bunts	2		2	T-1st
	Hit by Pitch	1		1	T-6th
	Walks	9		3	T-9th
Kristen Parker	Stolen Bases	4	T-9th	2	T-2nd
Molly Sturdivant	Hit by Pitch	7	T-1st	2	T-1st
	Caught Stealing	6	T-2nd	0	
	Fld. Chances	152	8th	32	5th
	Fielding Pct.	.974		1.000	T-1st
Shelby Thompson	Sac Flies	1		1	T-2nd
	Putouts	119		31	5th
	Walks	5		3	T-9th
	Sac Flies	2	T-5th	0	
	Home Runs	1	T-9th	1	
Kiera Wright	Hit by Pitch	1		1	T-6th
	Fld. Assists	38		9	8th
Kiera Wright	Stolen Bases	15	T-2nd	2	T-2nd
	At-Bats	95	T-4th	16	
	Total Plate App.	107	T-5th	19	
	Walks	12		3	T-9th



#99 TAYLOR ADAMS

SO | 1B | 5-9 | R/R | Mill Creek, Wash. | Jackson HS

	AVG.	OB%	SLG%	H	R	2B	3B	HR	RBI	SB
2019	.373	.391	.542	31	12	5	0	3	17	2
MW	.556	.579	1.111	10	4	1	0	3	8	0
Career	.305	.345	.398	72	24	10	0	4	28	5

Career: Started 80 of 82 possible gms at 1B since coming to SDSU... 6th at SDSU w/ .989 fielding %... 2019: Ranks 8th in MW w/ .371 avg... 10-for-18 w/ 3 HR, 2B & 8 RBIs in 6 MW games... 9 multi-hit gms... 2 HR, 4 RBIs at BS (G2) (3/22)... 2018: .268 avg., starting all 51 gms at 1B... 4th in SDSU frosh history w/ .992 FLD%... 11-gm reach safely streak... HS: 4x all-district at JHS... 3x captain & team MVP.



#12 MADDI AYERS

FR | IF | 5-6 | R/R | Sacramento, Calif. | Sheldon HS

	AVG.	OB%	SLG%	H	R	2B	3B	HR	RBI	SB
2019	.304	.381	.375	17	3	4	0	0	2	0
MW	.176	.263	.294	3	1	2	0	0	0	0
Career	.304	.381	.375	17	3	4	0	0	2	0

Career: Signed w/ SDSU in November 2017... 2019: 3rd on team w/ .304 avg. (17-for-56 in 22 GP (20 GS))... Had a team-long 10-gm reached base safely streak (2/22-3/8)... 2-for-3 w/ 2B, R & 2 BB vs. UIC... 3-for-4 vs. RMU... 2-for-3 w/ 2B vs. UCR... HS: A 4x all-Delta League pick, inc. 2 yrs on 1st team ... Helped Sheldon HS to 3 straight section titles & league titles.



#28 PAIGE BARTH

FR | IF | 5-5 | R/R | Newbury Park, Calif. | Newbury Park HS

	AVG.	OB%	SLG%	H	R	2B	3B	HR	RBI	SB
2019	.059	.111	.118	1	2	1	0	0	1	0
MW	--	--	--	--	--	--	--	--	--	--
Career	.059	.111	.118	1	2	1	0	0	1	0

Career: Signed with the 2018 class in November 2017... 2019: Is 1-for-17 in 7 starts (6 at RF, 1 at 1B)... Had 1st RBI & run in 1st start vs. Syracuse in the opener (2/8)... 1st hit (2B) vs. WSU... HS: A 3-time 1st-team all-Marmonte League pick... League's Def. Player of the Year in 2018... A 2-time all-Los Angeles 1st-team pick & a 2-time all-Ventura County team pick.





**TEAM GAME HIGHS**

**Batting**

At-Bats .....39 vs. UIC (March 1)  
 Runs .....9 vs. UIC (March 1)  
 Hits .....18 vs. UIC (March 1)  
 RBIs .....11 vs. UIC (March 1)  
 Doubles .....6 vs. Cal Poly (Feb. 24)  
 Triples .....1 vs. Northern Illinois (Feb. 15)  
 Home Runs .....2 (3 times)  
 Total Bases .....21 vs. Cal Poly (Feb. 24)  
 Walks .....8 at Long Beach State (March 9)  
 Strikeouts .....10 vs. Florida Gulf Coast (March 5)  
 Sacrifice Hits .....3 vs. Charlotte (Feb. 9)  
 Sacrifice Flies .....2 vs. Robert Morris (March 7)  
 Stolen Bases .....5 vs. Robert Morris (March 7)  
 Hit By Pitch .....2 (2 times)  
 Caught Stealing .....1 (4 times)  
 Runners LOB .....13 (2 times)  
 Hit into DP .....2 vs. Robert Morris (March 7)

**Fielding**

Putouts .....21 (20 times)  
 Assists .....13 (3 times)  
 Errors .....4 (2 times)  
 Passed Balls .....3 vs. No. 4/4 Oklahoma (Feb. 10)  
 DP Turned .....2 (2 times)

**Pitching**

Innings Pitched .....7.0 (20 times)  
 Runs Allowed .....16 at Boise State (March 23)  
 Earned Runs Allowed .....11 (2 times)  
 Walks Allowed .....10 vs. Boston Univ. (March 8)  
 Strikeouts .....14 vs. New Mexico (March 15)  
 Hits Allowed .....14 (2 times)  
 Doubles Allowed .....3 (3 times)  
 Triples Allowed .....2 vs. New Mexico (March 17)  
 HR Allowed .....3 (4 times)  
 Wild Pitches .....6 vs. Boston Univ. (March 8)  
 Hit Batters .....3 at Cal State Fullerton (Feb. 20)

**INDIVIDUAL GAME HIGHS**

**Batting**

At-Bats .....5 (5 times)  
 Runs .....3, Byrd (once), Sturdivant (once), Wright (twice)  
 Hits .....3 (11 times)  
 RBIs .....6, Kelsey Munoz vs. Charlotte (Feb. 8)  
 Doubles .....2, Jessica Cordola (once), Kelsey Munoz (once)  
 Triples .....1, Kiera Wright vs. Northern Illinois (Feb. 15)  
 Home Runs .....2, Taylor Adams at Boise State (March 22)  
 Total Bases .....8, Taylor Adams (once), Kelsey Munoz (once)  
 Walks .....3, Shelby Thompson at Long Beach State (March 9)  
 Strikeouts .....3, Kylie Fraser vs. No. 25/23 Texas Tech (Feb. 23)  
 Sac Hits .....2, Paige Barth vs. Charlotte (Feb. 9)  
 Sacrifice Flies .....1 (4 times)  
 Stolen Bases .....3, Kiera Wright vs. Charlotte (Feb. 9)  
 Hit By Pitch .....1 (13 times)  
 Caught Stealing .....1 (4 times)  
 Runners LOB .....4 (5 times)

**Fielding**

Putouts .....14, Taylor Adams vs. Robert Morris (March 7)  
 Assists .....6, MJ James vs. Robert Morris (March 7)  
 Errors .....2, Byrd (once), Moreno (once), Munoz (once)  
 Passed Balls .....2, M. Sturdivant vs. No. 4/4 Oklahoma (Feb. 10)

**Pitching**

Innings .....7.0 (6 times)  
 Runs Allowed .....9, MJ James vs. No. 16/20 Okla. St. (Feb 22)  
 ER Allowed .....7, Marissa Moreno (three times)  
 BB Allowed .....6, MJ James vs. Ohio (March 9)  
 Strikeouts .....11, Marissa Moreno vs. New Mexico (March 15)  
 Hits Allowed .....8 (4 times)  
 Doubles Allowed .....3, MJ James at Grand Canyon (Feb. 9)  
 Triples Allowed .....2, Alicia Garcia vs. New Mexico (March 17)  
 HR Allowed .....3, MJ James (once), Marissa Moreno (once)  
 Wild Pitches .....4, MJ James vs. Boston Univ. (March 8)  
 Hit Batters .....3, MJ James at Cal State Fullerton (Feb. 20)

**AZTEC STARTS**

**Overall (31)**  
*(Team's record in parenthesis)*  
 31: Kelsey Munoz (15-16)  
 30: Kiera Wright (15-15)  
 29: Taylor Adams (15-14), Molly Sturdivant (14-15)  
 26: Katie Byrd (14-12), Shelby Thompson (12-14)  
 21: Kristen Parker (10-11)  
 20: Maddi Ayers (8-12)  
 18: Alicia Garcia (10-8)  
 14: Megan Smith (5-9)  
 13: Marissa Moreno (7-6), MJ James (6-7)  
 12: Kylie Fraser (5-7)  
 7: Paige Barth (5-2), Alizae Umi (3-4)  
 6: Jessica Cordola (3-3), Aris Metcalfe (2-4)  
 2: Janina Jusay (1-1)

**Consecutive**

*(Team's record in parenthesis)*  
 53: Kelsey Munoz (27-26)  
 26: Shelby Thompson (12-14)  
 19: Taylor Adams (8-11)  
 18: Maddi Ayers (8-10)  
 9: Katie Byrd (4-5), Molly Sturdivant (4-5)  
 5: Kylie Fraser (3-2)  
 4: Kristen Parker (2-2)  
 2: Marissa Moreno (1-1)  
 1: Aris Metcalfe (0-1)

**By Position (31)**

*(Team's record in parenthesis)*  
 P: MJ James - 13 (6-7), Marissa Moreno - 11 (6-5), Alicia Garcia - 7 (3-4)  
 C: Molly Sturdivant - 23 (12-11), Alizae Umi - 7 (3-4), Kylie Fraser - 1 (0-1)  
 1B: Taylor Adams - 29 (15-14), Paige Barth - 1 (0-1), Molly Sturdivant - 1 (0-1)  
 2B: Katie Byrd - 26 (14-12), Maddi Ayers - 5 (1-4)  
 SS: Shelby Thompson - 21 (9-12), Kelsey Munoz - 10 (6-4)  
 3B: Kelsey Munoz - 20 (8-12), Alicia Garcia - 6 (4-2), Molly Sturdivant - 4 (2-2), Jessica Cordola - 1 (1-0)  
 LF: Kristen Parker - 21 (10-11), Megan Smith - 5 (3-2), Aris Metcalfe - 5 (2-3)  
 CF: Kiera Wright - 30 (15-15), Aris Metcalfe - 1 (0-1)  
 RF: Maddi Ayers - 14 (7-7), Megan Smith - 8 (2-6), Paige Barth - 6 (5-1), Janina Jusay - 2 (1-1), Shelby Thompson - 1 (0-1)  
 DP: Kylie Fraser - 11 (5-6), Alicia Garcia - 5 (3-2), Jessica Cordola - 5 (2-3), Shelby Thompson - 4 (3-1), Marissa Moreno - 2 (1-1), Kelsey Munoz - 1 (1-0), Maddi Ayers - 1 (0-1), Megan Smith - 1 (0-1), Molly Sturdivant - 1 (0-1)

**By Batting Order (31)**

*(Team's record in parenthesis)*  
 1st: Kiera Wright - 29 (15-14), Shelby Thompson - 2 (0-2)  
 2nd: Katie Byrd - 22 (13-9), Shelby Thompson - 4 (1-3), Kelsey Munoz - 3 (1-2), Megan Smith - 1 (0-1), Kiera Wright - 1 (0-1)  
 3rd: Kelsey Munoz - 18 (11-7), Maddi Ayers - 6 (3-3), Molly Sturdivant - 4 (1-3), Taylor Adams - 1 (0-1), Katie Byrd - 1 (0-1), Shelby Thompson - 1 (0-1)  
 4th: Molly Sturdivant - 17 (9-8), Shelby Thompson - 8 (4-4), Maddi Ayers - 6 (2-4)  
 5th: Taylor Adams - 10 (5-5), Alicia Garcia - 7 (4-3), Shelby Thompson - 4 (3-1), Jessica Cordola - 3 (2-1), Maddi Ayers - 2 (0-2), Kylie Fraser - 2 (0-2), Kelsey Munoz - 2 (0-2), Molly Sturdivant - 1 (1-0)  
 6th: Shelby Thompson - 7 (4-3), Kristen Parker - 6 (3-3), Alicia Garcia - 4 (3-1), Molly Sturdivant - 4 (2-2), Taylor Adams - 3 (1-2), Kylie Fraser - 3 (1-2), Kelsey Munoz - 3 (0-4), Maddi Ayers - 1 (1-0)  
 7th: Kelsey Munoz - 5 (3-2), Maddi Ayers - 5 (2-3), Kristen Parker - 4 (2-2), Taylor Adams - 3 (2-1), Katie Byrd - 3 (1-2), Kylie Fraser - 3 (1-2), Molly Sturdivant - 3 (1-2), Alicia Garcia - 1 (1-1), Paige Barth - 1 (1-0), Alizae Umi - 1 (1-0), Megan Smith - 1 (0-1)  
 8th: Megan Smith - 7 (2-5), Paige Barth - 5 (3-2), Kylie Fraser - 4 (3-1), Kristen Parker - 4 (3-1), Aris Metcalfe - 4 (2-2), Jessica Cordola - 3 (1-2), Alizae Umi - 3 (1-2), Alicia Garcia - 1 (0-1)  
 9th: Taylor Adams - 12 (7-5), Kristen Parker - 7 (2-5), Megan Smith - 5 (3-2), Janina Jusay - 2 (1-1), Alizae Umi - 2 (1-1), Aris Metcalfe - 2 (0-2), Paige Barth - 1 (1-0)

**MISCELLANEOUS STATS**

**Multi-Hit Games**

Player	2 Hits	3 Hits	4 Hits	5+ Hits	Total
Taylor Adams	7	2	-	-	9
Kelsey Munoz	4	3	-	-	7
Kiera Wright	5	2	-	-	7
Molly Sturdivant	4	1	-	-	5
Shelby Thompson	4	1	-	-	5
Katie Byrd	4	-	-	-	4
Maddi Ayers	2	1	-	-	3
Jessica Cordola	1	1	-	-	2
Kristen Parker	2	-	-	-	2
Alicia Garcia	1	-	-	-	1
Kylie Fraser	1	-	-	-	1
<b>11 Players</b>	<b>35</b>	<b>11</b>	<b>0</b>	<b>0</b>	<b>46</b>

**Multi-RBI Games**

Player	2 RBIs	3 RBIs	4 RBIs	5+ RBIs	Total
Taylor Adams	1	2	1	-	4
Shelby Thompson	4	-	-	-	4
Kristen Parker	2	1	-	-	3
Kelsey Munoz	1	-	-	1	2
Katie Byrd	2	-	-	-	2
Molly Sturdivant	2	-	-	-	2
Jessica Cordola	1	-	-	-	1
Alicia Garcia	1	-	-	-	1
<b>8 Players</b>	<b>14</b>	<b>3</b>	<b>1</b>	<b>1</b>	<b>19</b>

**Multi-Run Games**

Player	2 Runs	3 Runs	4 Runs	5 Runs	Total
Kiera Wright	4	2	-	-	6
Katie Byrd	2	1	-	-	3
Taylor Adams	2	-	-	-	2
Molly Sturdivant	-	1	-	-	1
<b>4 Players</b>	<b>8</b>	<b>4</b>	<b>0</b>	<b>0</b>	<b>12</b>

**Tying RBIs/Runs (a run that ties the game up for SDSU)**

Player	TIE RBIs	TIE Runs	TIE Plays
Maddi Ayers	1	-	1
Kristen Parker	1	-	1
Kiera Wright	1	-	1
Taylor Adams	-	1	1
Gaby Olivarría	-	1	1
Kayla Sok	-	1	1
Molly Sturdivant	-	1	1
<b>7 Players</b>	<b>3</b>	<b>4</b>	<b>7</b>

**Go-Ahead RBIs/Runs (a run that puts SDSU in the lead)**

Player	GA RBIs	GA Runs	GA Plays
Taylor Adams	4	3	7
Shelby Thompson	4	1	5
Kiera Wright	-	5	5
Kelsey Munoz	2	2	4
Katie Byrd	-	4	4
Maddi Ayers	-	3	3
Kristen Parker	2	-	2
Molly Sturdivant	2	-	2
Alicia Garcia	1	1	2
Jessica Cordola	1	-	1
Aris Metcalfe	-	1	1
Megan Smith	-	1	1
<b>12 Players</b>	<b>16</b>	<b>21</b>	<b>37</b>

**Game-Winning RBIs/Runs (a run that is 1 more than the other team's final score)**

Player	GW RBIs	GW Runs	GW Plays
Taylor Adams	2	4	6
Kelsey Munoz	3	1	4
Kiera Wright	1	3	4
Kristen Parker	2	1	3
Katie Byrd	1	2	3
Shelby Thompson	1	2	3
Jessica Cordola	1	-	1
Kylie Fraser	1	-	1
Molly Sturdivant	1	-	1
Aris Metcalfe	-	1	1
Megan Smith	-	1	1
<b>11 Players</b>	<b>13</b>	<b>15</b>	<b>28</b>

**Walk-Off RBIs/Runs (a run that ends the game on that play)**

Player	WO RBIs	WO Runs	WO Plays
Kiera Wright	1	2	3
Taylor Adams	1	-	1
Katie Byrd	1	-	1
Kelsey Munoz	1	-	1
Kristen Parker	-	1	1
Megan Smith	-	1	1
<b>6 Players</b>	<b>4</b>	<b>4</b>	<b>8</b>



SEASON HIGHS/CAREER HIGHS

#99 • TAYLOR ADAMS

	Season	Career
Runs	2 - 2 times	2 - 2 times
Hits	3 - 4 times	3 - 5 times
RBI	4 at Boise St., 3/22 (G2)	4 at Boise St., 3/22/19 (G2)
Walks	1 - 3 times	1 - 9 times
Stolen Bases	1 - 2 times	1 - 5 times
Hitting Streak	6 - March 15-current	7 - April 8-May 11, 2018
Reached Base	6 - March 15-current	11 - Feb. 8-22, 2018

#12 • MADDI AYERS

	Season	Career
Runs	1 - 3 times	1 - 3 times
Hits	3 vs. Robert Morris, 3/7	3 vs. Robert Morris, 3/7/19
RBI	1 - 2 times	1 - 2 times
Walks	2 vs. UIC, 3/1	2 vs. UIC, 3/1/19
Stolen Bases	-	-
Hitting Streak	6 - March 1-8	6 - March 1-8, 2019
Reached Base	10 - Feb. 22-March 8	10 - Feb. 22-March 8, 2019

#28 • PAIGE BARTH

	Season	Career
Runs	1 - 2 times	1 - 2 times
Hits	1 vs. Weber St., 3/3	1 vs. Weber St., 3/3/19
RBI	1 vs. Syracuse, 2/8	1 vs. Syracuse, 2/8/19
Walks	1 vs. Charlotte, 2/9	1 vs. Charlotte, 2/9/19
Stolen Bases	-	-
Hitting Streak	1 - March 3	1 - March 3, 2019
Reached Base	1 - 2 times	1 - 2 times

#11 • KATIE BYRD

	Season	Career
Runs	3 vs. Charlotte, 2/8	3 - 4 times
Hits	2 - 4 times	4 vs. Weber St., 2/12/17
RBI	2 - 2 times	4 - 4 times
Walks	1 - 6 times	3 vs. Northwestern, 2/9/18
Stolen Bases	1 - 2 times	1 - 7 times
Hitting Streak	5 - Feb. 20-24	8 - 2 times
Reached Base	5 - Feb. 20-24	9 - Feb. 25-March 7, 2017

#14 • JESSICA CORDOLA

	Season	Career
Runs	1 - 2 times	1 - 2 times
Hits	3 vs. Cal Poly, 2/24	3 vs. Cal Poly, 2/24/19
RBI	2 at Long Beach St., 3/9	2 at Long Beach St., 3/9/19
Walks	-	-
Stolen Bases	-	-
Hitting Streak	1 - 2 times	1 - 2 times
Reached Base	1 - 3 times	1 - 3 times

#43 • KYLIE FRASER

	Season	Career
Runs	1 vs. Syracuse, 2/8	1 vs. Syracuse, 2/8/19
Hits	2 vs. UIC, 3/1	2 vs. UIC, 3/1/19
RBI	1 - 2 times	1 - 2 times
Walks	2 vs. UIC, 3/1	2 vs. UIC, 3/1/19
Stolen Bases	-	-
Hitting Streak	1 - 6 times	1 - 6 times
Reached Base	1 - 7 times	1 - 7 times

#9 • ALICIA GARCIA

	Season	Career
Runs	1 - 2 times	1 - 2 times
Hits	2 vs. Charlotte, 2/9	2 vs. Charlotte, 2/9/19
RBI	2 vs. Syracuse, 2/8	2 vs. Syracuse, 2/8/19
Walks	2 vs. Charlotte, 2/8	2 vs. Charlotte, 2/8/19
Stolen Bases	-	-
Hitting Streak	3 - Feb. 15-16	3 - Feb. 15-16, 2019
Reached Base	3 - 2 times	3 - 2 times
	Season	Career
Innings Pitched	7.0 at Long Beach St., 3/9	7.0 at Long Beach St., 3/9/19
Strikeouts	4 vs. New Mexico, 3/16	4 vs. New Mexico, 3/16/19
Scoreless IP	8.1 - Feb. 26-March 1	8.1 - Feb. 26-March 1, 2019
Win Streak	2 - Feb. 28-March 1	2 - Feb. 28-March 1, 2019

#27 • MJ JAMES

	Season	Career
Innings Pitched	7.0 vs. Robert Morris, 3/7	7.0 vs. Robert Morris, 3/7/19
Strikeouts	3 vs. Ohio, 3/9	3 vs. Ohio, 3/9/19
Scoreless IP	9.2 - March 7-8	9.2 - March 7-8, 2019
Win Streak	2 - Feb. 8-15	2 - Feb. 8-15, 2019

#19 • HANNAH JOHNSON

	Season	Career
Innings Pitched	-	4.2 - 2 times
Strikeouts	-	4 vs. Utah State, 2/9/18
Scoreless IP	-	n/a
Win Streak	-	1 - Feb. 11, 2018

#8 • JANINA JUSAY

	Season	Career
Runs	1 - 2 times	1 - 8 times
Hits	-	3 vs. UC Davis, 2/11/18
RBI	-	-
Walks	-	1 - 2 times
Stolen Bases	-	1 - 2 times
Hitting Streak	-	2 - Feb. 11-14, 2018
Reached Base	-	2 - Feb. 11-14, 2018

#00 • ARIS METCALFE

	Season	Career
Runs	1 - 5 times	1 - 52 times
Hits	1 - 2 times	1 - 4 times
RBI	1 vs. Robert Morris, 3/7	1 vs. Robert Morris, 3/7/19
Walks	1 vs. UC Riverside, 3/13	1 - 2 times
Stolen Bases	1 - 5 times	2 - 3 times
Hitting Streak	1 - Feb. 24	1 - 3 times
Reached Base	1 - Feb. 24	1 - 3 times

#33 • MARISSA MORENO

	Season	Career
Innings Pitched	7.0 - 4 times	7.0 - 8 times
Strikeouts	11 vs. New Mexico, 3/15	11 vs. New Mexico, 3/15/19
Scoreless IP	11.1 - Feb. 16-22	16.0 - Feb. 18-23, 2018
Win Streak	3 - Feb. 15-22	4 - 2 times

#26 • KELSEY MUNOZ

	Season	Career
Runs	1 - 11 times	1 - 17 times
Hits	3 - 2 times	4 at UNLV, 4/8/18
RBI	6 vs. Charlotte, 2/8	6 vs. Charlotte, 2/8/19
Walks	2 - 2 times	2 - 2 times
Stolen Bases	-	-
Hitting Streak	4 - Feb. 22-26	4 - 2 times
Reached Base	7 - Feb. 22-March 3	7 - Feb. 22-March 3, 2019

#2 • PARIS NGUYEN

	Season	Career
Runs	-	-
Hits	-	-
RBI	-	-
Walks	-	-
Stolen Bases	-	-
Hitting Streak	-	-
Reached Base	-	-

#3 • GABY OLIVARRIA

	Season	Career
Runs	1 - 4 times	1 - 4 times
Hits	-	1 at Cal St. Fullerton, 3/11/18
RBI	-	-
Walks	-	-
Stolen Bases	-	-
Hitting Streak	-	1 - March 11, 2018-current
Reached Base	-	1 - March 11, 2018-current

#4 • KRISTEN PARKER

	Season	Career
Runs	1 - 5 times	1 - 18 times
Hits	2 - 2 times	2 - 2 times
RBI	3 vs. UIC, 3/1	3 vs. UIC, 3/1/19
Walks	1 - 4 times	1 - 4 times
Stolen Bases	1 - 4 times	1 - 4 times
Hitting Streak	2 - 2 times	2 - 2 times
Reached Base	2 - 5 times	2 - 5 times

#1 • MEGAN SMITH

	Season	Career
Runs	1 - 5 times	3 at Utah St., 4/30/17
Hits	1 - 6 times	2 - 5 times
RBI	-	1 - 7 times
Walks	2 at Cal St. Fullerton, 2/20	2 - 2 times
Stolen Bases	1 - 2 times	1 - 4 times
Hitting Streak	3 - March 5-9	4 - May 4-10, 2018
Reached Base	3 - 2 times	7 - Feb. 22-March 18, 2018

#7 • KAYLA SOK

	Season	Career
Runs	1 - 3 times	1 - 3 times
Hits	-	-
RBI	-	-
Walks	-	1 vs. Georgia, 2/8/18
Stolen Bases	1 - 2 times	1 - 3 times
Hitting Streak	-	-
Reached Base	-	1 - Feb. 8, 2018

#31 • MOLLY STURDIVANT

	Season	Career
Runs	3 vs. UIC, 3/1	3 - 2 times
Hits	3 vs. UIC, 3/1	4 vs. Oklahoma St., 2/24/17
RBI	2 - 2 times	4 - 3 times
Walks	1 - 5 times	3 vs. Ohio State, 3/16/16
Stolen Bases	-	-
Hitting Streak	5 - March 9-16	11 - Feb. 12-March 2, 2017
Reached Base	6 - Feb. 8-15	19 - Feb. 12-March 11, 2017

#20 • SHELBY THOMPSON

	Season	Career
Runs	1 - 5 times	3 at Fresno St., 4/20/18
Hits	3 vs. New Mexico, 3/16	3 - 5 times
RBI	2 - 4 times	4 - 3 times
Walks	3 at Long Beach St., 3/9	3 at Long Beach St., 3/9/19
Stolen Bases	-	1 - 13 times
Hitting Streak	5 - Feb. 28-March 7	12 - April 20-May 12, 2018
Reached Base	7 - Feb. 24-March 7	26 - March 27, 2018-Feb. 16, 2019

#15 • ALIZAE UMI

	Season	Career
Runs	-	1 vs. Minnesota, 3/2/18
Hits	1 vs. Robert Morris, 3/7	1 - 4 times
RBI	-	1 - 2 times
Walks	-	1 - 3 times
Stolen Bases	-	-
Hitting Streak	1 - March 7	1 - 4 times
Reached Base	1 - March 7	2 - Feb. 16-23, 2018

#22 • KIERA WRIGHT

	Season	Career
Runs	3 - 2 times	3 - 5 times
Hits	3 - 2 times	3 - 6 times
RBI	1 - 4 times	2 at Fresno St., 4/20/18
Walks	2 - 2 times	2 - 3 times
Stolen Bases	3 vs. Charlotte, 2/9	3 - 2 times
Hitting Streak	5 - March 13-22	11 - Feb. 11-March 2, 2017
Reached Base	7 - March 9-current	12 - Feb. 11-March 2, 2017

2019 HOME RUNS

No.	Player	Gm#	Year Total	Date	Opponent	On	Inning	Outs	Count
1	Kelsey Munoz	2	1	Feb. 8	vs. Charlotte	2	6	0	3-2
2	Alicia Garcia	7	1	Feb. 15	Northern Illinois	0	2	1	1-0
3	Kelsey Munoz	7	2	Feb. 15	Northern Illinois	1	7	1	0-0
4	Kelsey Munoz	23	3	March 9	vs. Ohio	0	1	2	2-0
5	Taylor Adams	27	1	March 16	New Mexico	2	1	2	1-2
6	Shelby Thompson	27	1	March 16	New Mexico	1	6	2	1-1
7	Taylor Adams	30	2	March 22	at Boise State	2	1	2	2-1
8	Taylor Adams	30	3	March 22	at Boise State	0	6	1	1-1

**LEADOFF HOMERS (0):**  
**BACK-TO-BACK HOMERS (0):**  
**GRAND SLAMS (0):**  
**PINCH-HIT HOMERS (0):**

**WALK-OFF HOMERS (1):** Kelsey Munoz vs. Northern Illinois (Feb. 15)  
**MULTI-HOMER GAMES (0):** Taylor Adams at Boise State (March 22)

SDSU Home Run Team Records	
2015	63
2012	58
2017	45
2013	45
2019 SDSU Home Runs By the Number	
Record when hitting 1+ home runs	4-1
Record when hitting 2+ home runs	3-0
Record when hitting 3+ home runs	0-0
Record when homerless	11-15
2019 SDSU Top Home Run Games	
March 22 at Boise State	2
March 16 vs. New Mexico	2
Feb. 15 vs. Northern Illinois	2
March 9 vs. Ohio	1
Feb. 8 vs. Charlotte	1
2019 SDSU Individual Top HR Games	
Taylor Adams at Boise State (March 22)	2
Shelby Thompson vs. New Mexico (March 16)	1
Taylor Adams vs. New Mexico (March 16)	1
Kelsey Munoz vs. Ohio (March 9)	1
Kelsey Munoz vs. Northern Illinois (Feb. 15)	1
Alicia Garcia vs. Northern Illinois (Feb. 15)	1
Kelsey Munoz vs. Charlotte (Feb. 8)	1
2019 SDSU Home Run Breakdown	
at home	4
on road	2
neutral	2
vs. non-MW	4
vs. MW	4
solo	3
two-run	2
three-run	3
grand slam	0
1st inning	3
2nd inning	1
3rd inning	0
4th inning	0
5th inning	0
6th inning	3
7th inning	1
with no outs	1
with one out	3
with two outs	4
0-0	1
1-0	1
2-0	1
3-0	0
0-1	0
1-1	2
2-1	1
3-1	0
0-2	0
1-2	1
2-2	0
3-2	1

**AZTEC SEASON RECORDS** (**BOLD** indicates happened this season; ♦ indicates happened in Van Wyk era)

**OFFENSIVE RECORDS**

▷ **BATTING AVG.** (min. 100 AB)

1.	♦Jenavee Peres (2017)	.454
2.	♦Hayley Miles (2012)	.429
3.	♦Zaria Meshack (2017)	.41497
4.	♦Lorena Bauer (2015)	.41478
5.	♦Kayla Jordan (2015)	.414
6.	♦Lorena Bauer (2013)	.401
7.	♦Kellie Nordhagen (2000)	.389
8.	♦Erin Floros (2006)	.388
9.	♦Jessica Camello (2010)	.387
10.	♦Brittany Knudsen (2007)	.386

▷ **ON-BASE PCT.** (min. 100 AB)

1.	♦Patrice Jackson (2014)	.523
2.	♦Hayley Miles (2012)	.519
3.	♦Sydney Cable (2014)	.515
4.	♦Jenavee Peres (2017)	.492
5.	♦Kayla Jordan (2015)	.489
6.	♦Lorena Bauer (2015)	.488
7.	♦Molly Sturdivant (2017)	.482
8.	♦Erin Floros (2006)	.467
9.	♦Brittany Knudsen (2007)	.464
10.	♦Lorena Bauer (2013)	.462

▷ **SLUGGING PCT.** (min. 100 AB)

1.	♦Hayley Miles (2012)	.909
2.	♦Jenavee Peres (2017)	.840
3.	♦Lorena Bauer (2015)	.835
4.	♦Patrice Jackson (2013)	.770
5.	♦Lorena Bauer (2013)	.766
6.	♦Patrice Jackson (2014)	.740
7.	♦Lorena Bauer (2012)	.683
8.	♦Molly Sturdivant (2017)	.664
9.	♦Kayla Jordan (2015)	.660
10.	♦Lorena Bauer (2011)	.633

▷ **OPS PCT. (OB% + SLG%)** (min. 100 AB)

1.	♦Hayley Miles (2012)	1.428
2.	♦Jenavee Peres (2017)	1.332
3.	♦Lorena Bauer (2015)	1.323
4.	♦Patrice Jackson (2014)	1.263
5.	♦Lorena Bauer (2013)	1.228
6.	♦Patrice Jackson (2013)	1.226
7.	♦Kayla Jordan (2015)	1.149
8.	♦Molly Sturdivant (2017)	1.146
9.	♦Lorena Bauer (2012)	1.053
10.	♦Erin Floros (2006)	1.025

▷ **GAMES PLAYED**

1.	Barbara Mays (1985)	71
2.	Shannon Mason (1985)	70
3.	Joanne Vilarino (1985)	68
4.	Katy Murphy (1985)	67
5.	♦Sarah Hershman (2001)	65
	♦Janna Kovensky (2001)	65
	♦Kellie Nordhagen (2001)	65
9.	Lori Turken (1985)	65
	♦Tiffany Goudy (2002)	64
	♦Sarah Hershman (2002)	64
	♦Janna Kovensky (2002)	64
	♦Kelcy Murphy (2002)	64
	♦Tiffany Goudy (2001)	64
	Lisa Michie (1985)	64

▷ **GAMES STARTED** (since 1991)

1.	♦Janna Kovensky (2001)	65
2.	♦Tiffany Goudy (2002)	64
	♦Sarah Hershman (2002)	64
	♦Tiffany Goudy (2001)	64
	♦Kellie Nordhagen (2001)	64
6.	♦Janna Kovensky (2002)	63
	♦Kelcy Murphy (2002)	63
	♦Kellie Nordhagen (2002)	63
	♦Sarah Hershman (2001)	63
10.	♦Erin Floros (2008)	61
	♦Brittany Knudsen (2008)	61
	♦Tamani Wells (2008)	61
	♦Kellie Nordhagen (2000)	61

▷ **AT BATS**

1.	Barb Mays (1985)	237
2.	♦Kellie Nordhagen (2001)	218
3.	♦Kellie Nordhagen (2002)	212
4.	♦Kellie Nordhagen (2000)	208
5.	♦Tiffany Goudy (2001)	201
6.	♦Tonye McCorkle (2008)	197
7.	♦Janna Kovensky (2002)	195
8.	♦Tamani Wells (2008)	194
	♦Kelley Santa Cruz (1997)	194
10.	♦Tiffany Goudy (2002)	193
	♦Janna Kovensky (2001)	193

▷ **RUNS**

1.	♦Kayla Jordan (2015)	63
2.	♦Hayley Miles (2012)	62
3.	♦Jenavee Peres (2017)	56
4.	♦Katie Byrd (2017)	42
5.	♦Tiffany Goudy (2002)	41
6.	♦Lorena Bauer (2015)	40
	♦Kellie Nordhagen (2000)	40
8.	♦Kayla Jordan (2013)	39
	♦Brittany Knudsen (2008)	39
	♦Brittany Knudsen (2007)	39

▷ **HITS**

1.	♦Kellie Nordhagen (2000)	81
2.	♦Kayla Jordan (2015)	79
3.	♦Hayley Miles (2012)	75
	♦Kellie Nordhagen (2001)	75
5.	♦Jenavee Peres (2017)	74
6.	♦Lorena Bauer (2015)	73
7.	♦Tiffany Goudy (2002)	70
8.	♦Lorena Bauer (2013)	67
	♦Kellie Nordhagen (2002)	67
10.	♦Samantha Camello (2016)	65

▷ **EXTRA-BASE HITS**

1.	♦Hayley Miles (2012)	42
2.	♦Lorena Bauer (2015)	35
3.	♦Lorena Bauer (2013)	33
4.	♦Jenavee Peres (2017)	29
	♦Patrice Jackson (2013)	29
6.	♦Kayla Jordan (2015)	28
7.	♦Patrice Jackson (2014)	27
8.	♦Lorena Bauer (2011)	25
9.	♦Molly Sturdivant (2017)	22
	♦Patrice Jackson (2012)	22

▷ **SINGLES**

1.	♦Kellie Nordhagen (2000)	64
2.	♦Kellie Nordhagen (2001)	63
3.	♦Tamani Wells (2008)	61
4.	♦Zaria Meshack (2017)	59
5.	♦Joann Figueroa (2002)	55
6.	♦Kellie Nordhagen (2002)	54
7.	♦Brittany Knudsen (2007)	52
	♦Joann Figueroa (2003)	52
9.	♦Tiffany Goudy (2001)	51
	♦Janna Kovensky (2004)	51
	♦Erin Mahoney (2003)	51

▷ **DOUBLES**

1.	♦Hayley Miles (2012)	20
2.	♦Kayla Jordan (2015)	18
	♦Lorena Bauer (2013)	18
4.	♦Katie Byrd (2017)	16
5.	♦Lorena Bauer (2015)	15
6.	♦Molly Sturdivant (2017)	14
	♦Tiffany Goudy (2002)	14
	♦Kellie Nordhagen (2000)	14
	Shanon Poulsen (1994)	14
10.	♦Samantha Camello (2016)	13
	♦Brittany Knudsen (2009)	13
	♦Erin Floros (2006)	13
	♦Meagan Hartung (2004)	13

▷ **TRIPLES**

1.	♦Kayla Jordan (2013)	6
2.	♦Kayla Jordan (2012)	5
	Shanon Poulsen (1993)	5
	Stacy Goff (1987)	5
5.	♦Lindsey Marquez (2011)	4
	♦Tonye McCorkle (2009)	4
	♦Tonye McCorkle (2008)	4
	♦Tamani Wells (2007)	4
	♦Tiffany Goudy (2002)	4
	♦Kelcy Murphy (2002)	4
	Six others tied at	4

▷ **HOME RUNS**

1.	♦Hayley Miles (2012)	20
2.	♦Lorena Bauer (2015)	19
3.	♦Patrice Jackson (2013)	18
4.	♦Patrice Jackson (2014)	17
5.	♦Jenavee Peres (2017)	16
6.	♦Lorena Bauer (2011)	15
7.	♦Lorena Bauer (2013)	13
	♦Lorena Bauer (2012)	13
9.	♦Patrice Jackson (2012)	11
10.	♦Jenavee Peres (2016)	9
	♦Kayla Jordan (2015)	9
	♦Jenavee Peres (2015)	9

▷ **RUNS BATTED IN**

1.	♦Lorena Bauer (2015)	67
2.	♦Jenavee Peres (2017)	60
3.	♦Patrice Jackson (2014)	49
	♦Lorena Bauer (2013)	49
	♦Hayley Miles (2012)	49
6.	♦Jenavee Peres (2015)	48
	♦Patrice Jackson (2013)	48
	♦Lorena Bauer (2011)	48
9.	♦Molly Sturdivant (2017)	45
10.	♦Sydney Cable (2017)	43

▷ **TOTAL BASES**

1.	♦Hayley Miles (2012)	159
2.	♦Lorena Bauer (2015)	147
3.	♦Jenavee Peres (2017)	137
4.	♦Lorena Bauer (2013)	128
5.	♦Kayla Jordan (2015)	126
6.	♦Patrice Jackson (2013)	124
7.	♦Patrice Jackson (2014)	114
8.	♦Kayla Jordan (2013)	102
	♦Kellie Nordhagen (2000)	102
10.	Trish Mang (1987)	99

▷ **WALKS**

1.	♦Patrice Jackson (2014)	59
2.	♦Hayley Miles (2014)	37
3.	♦Sydney Cable (2014)	36
4.	♦Hayley Miles (2012)	34
5.	♦Molly Sturdivant (2017)	30
6.	♦Brittany Knudsen (2009)	28
	♦Meagan Hartung (2004)	28
	♦Anne Marie Riskey (1998)	28
9.	♦Hayley Miles (2015)	27
	♦Patrice Jackson (2013)	27
	♦Brittany Knudsen (2008)	27

▷ **TIMES HIT BY PITCH** (since 1981)

1.	♦Sydney Cable (2014)	14
2.	♦Amber Grahlmann (2002)	8
3.	♦ <b>Molly Sturdivant (2019)</b>	7
	♦Taylor Adams (2018)	7
	♦Shelby Thompson (2018)	7
6.	♦Sydney Cable (2016)	6
	♦Kristen Carranza (2005)	6
	♦Tashie Aguinaga (2001)	6
	Robin Long (1989)	6
10.	♦Jenavee Peres (2017)	5
	♦Sam Vlot (2016)	5
	♦Sydney Cable (2015)	5
	♦Kayla Jordan (2015)	5
	♦Jenavee Peres (2015)	5
	♦Hayley Miles (2011)	5
	♦Monica Alnes (2010)	5
	♦Meagan Hartung (2006)	5
	♦Megan McDonald (2006)	5
	♦Megan McDonald (2005)	5

▷ **STOLEN BASES**

1.	♦Gina Punaro (1997)	32
2.	♦Tamani Wells (2008)	25
	♦Kelley Santa Cruz (1997)	25
4.	♦Kelley Santa Cruz (1996)	23
5.	♦Kayla Jordan (2015)	21
	♦Dominique Dinner (2014)	21
7.	♦Kayla Jordan (2014)	20
	♦Tami Simpson (1999)	20
	Jennifer Hambly (1993)	20
10.	♦Sarah Hershman (2002)	19
	♦Janna Kovensky (2002)	19

▷ **STOLEN BASE %** (since '83; min. 8 att)

1.	Lori Turken (1982)	1.000 (18/18)
	♦Janna Kovensky (2004)	1.000 (17/17)
	♦ <b>Kiera Wright (2019)</b>	1.000 (15/15)
	♦Jen Wisneski (2011)	1.000 (8/8)
	♦Tami Simpson (1998)	1.000 (8/8)
5.	♦Stefanie Quichocho-Rosario (2007)	.938
6.	♦Aris Metcalfe (2018)	.923
	♦Brittany Knudsen (2008)	.923
	♦Meagan Hartung (2006)	.923
9.	♦Kelley Santa Cruz (1996)	.920
10.	♦Tonye McCorkle (2009)	.917
	Tracy Stowe (1992)	.917

▷ **SACRIFICE BUNTS**

1.	Joanne Vilarino (1985)	28
2.	Tracy Stowe (1992)	25
3.	♦Tamani Wells (2008)	23
4.	♦Joann Figueroa (2002)	21
5.	♦Sarah Hershman (2001)	19
6.	♦Anne Marie Riskey (1997)	18
	Tracy Stowe (1991)	18
	Cindy Moser (1984)	18
9.	♦Bree Boyer (2004)	16
	♦Erin Mahoney (2004)	16
	♦Sarah Hershman (2002)	16

▷ **SACRIFICE FLIES** (since 1983)

1.	♦Jenavee Peres (2017)	5
	♦Molly Sturdivant (2017)	5
	♦Molly Sturdivant (2016)	5
	Robin Long (1987)	5
5.	♦Sydney Cable (2017)	4
	♦Jaylene Ignacio (2017)	4
	♦Lindsey Marquez (2008)	4
	♦Kelly Bunker (1999)	4
9.	♦Taylor Stewart (2017)	3
	♦Jenavee Peres (2015)	3
	♦Patrice Jackson (2013)	3
	♦Kamerin May (2013)	3
	♦Patrice Jackson (2012)	3
	♦Lorena Bauer (2011)	3
	♦Justeen Maeve (2010)	3
	♦Taryin Casillas (2007)	3
	♦Joann Figueroa (2004)	3
	♦Janna Kovensky (2002)	3
	♦Tashie Aguinaga (2000)	3
	♦Erryn Gutjahr (1999)	3
	Stephanie Chapel (1990)	3

▷ **AB/STRIKEOUT** (since '81; min. 100 AB)

1.	Trish Mang (1988)	124.00
2.	Trish Mang (1987)	61.00
3.	♦Jackie Eigner (1998)	51.00
4.	Jennifer Hambly (1992)	36.00
5.	Jennifer Woolery (1994)	33.25
6.	Julie Caldwell (1989)	31.20
7.	♦Tamani Wells (2007)	29.50
8.	♦Erin Floros (2009)	28.75
9.	♦Vanessa Villegas (2000)	25.60
10.	Barbara Mays (1986)	24.29

AZTEC SEASON RECORDS CONTINUED

PITCHING RECORDS

**WINS**

- ♦Erica Romero (2015) 36
- ♦Danielle O'Toole (2014) 31
- ♦Christina Ross (2008) 30
- ♦Sandra Durazo (2001) 30
- ♦Samantha Beasley (2010) 29
- ♦Sandra Durazo (2000) 25
- ♦Christina Ross (2007) 23
- ♦Rebecca Arbino (2013) 21
- ♦Bailey Micetich (2011) 20
- ♦Bre DeSanta (2002) 20

**WIN PCT. (min. 12 decisions)**

- ♦Celena Velasquez (2004) .762
- ♦Danielle O'Toole (2014) .756
- ♦Bre DeSanta (2003) .750
- ♦Bailey Micetich (2009) .731
- ♦Samantha Beasley (2010) .725
- ♦Bre DeSanta (2002) .690
- ♦Christina Ross (2008) .682
- ♦Bailey Micetich (2012) .680
- ♦Erica Romero (2015) .679
- ♦Sandra Durazo (2000) .676

**EARNED RUN AVG. (min. 80 IP)**

- Patty Mackey (1983) 0.33
- Robyn Reid (1984) 0.45
- Lisa Perettie (1991) 0.71
- Patty Mackey (1982) 0.72
- Robyn Reid (1983) 0.78
- ♦Christina Ross (2008) 1.00
- Patty Mackey (1980) 1.01
- Robyn Reid (1985) 1.08
- Lori Thompson (1985) 1.13
- ♦Bre DeSanta (2003) 1.15

**APPEARANCES**

- ♦Erica Romero (2015) 56
- ♦Christina Ross (2008) 52
- ♦Danielle O'Toole (2014) 48
- ♦Sandra Durazo (2001) 47
- ♦Bre DeSanta (2002) 46
- ♦Sandra Durazo (2000) 46
- ♦Samantha Beasley (2010) 45
- ♦Christina Ross (2007) 45
- ♦Marissa Moreno (2018) 42
- ♦Rebecca Arbino (2013) 42
- ♦Bailey Micetich (2011) 42
- ♦Celena Velasquez (2005) 42

**GAMES STARTED**

- ♦Erica Romero (2015) 47
- ♦Sandra Durazo (2001) 40
- ♦Christina Ross (2008) 38
- ♦Marissa Moreno (2018) 37
- ♦Danielle O'Toole (2014) 36
- Lisa Michie (1986) 34
- ♦Samantha Beasley (2010) 33
- ♦Christina Ross (2007) 33
- Michelle Wesson (1990) 33
- Karen McCormick (1992) 31
- Heidi Urban (1987) 31
- Robyn Reid (1985) 31

**COMPLETE GAMES**

- ♦Sandra Durazo (2001) 35
- ♦Christina Ross (2008) 31
- Lisa Michie (1986) 30
- ♦Erica Romero (2015) 28
- Michelle Wesson (1990) 28
- ♦Danielle O'Toole (2014) 26
- Heidi Urban (1987) 26
- Robyn Reid (1985) 26
- ♦Christina Ross (2007) 25
- Karen McCormick (1993) 24
- MarQuessa Penrod (1993) 24
- Karen McCormick (1992) 24

**SOLO SHUTOUTS (since 1999)**

- ♦Samantha Beasley (2010) 11
- ♦Celena Velasquez (2005) 10
- ♦Christina Ross (2008) 9
- ♦Christina Ross (2007) 9
- ♦Sandra Durazo (2001) 9
- ♦Bre DeSanta (2003) 8
- ♦Danielle O'Toole (2014) 7
- ♦Samantha Beasley (2009) 7
- ♦Bailey Micetich (2009) 7
- ♦Bailey Micetich (2012) 6

**TOTAL SHUTOUTS**

- ♦Samantha Beasley (2010) 14
- ♦Christina Ross (2008) 14
- ♦Celena Velasquez (2005) 12
- ♦Danielle O'Toole (2014) 11
- ♦Samantha Beasley (2009) 11
- ♦Bailey Micetich (2009) 11
- ♦Bre DeSanta (2003) 10
- ♦Sandra Durazo (2001) 10
- Michelle Wesson (1990) 10
- ♦Rebecca Arbino (2013) 9
- ♦Christina Ross (2007) 9

**SAVES**

- ♦Samantha Beasley (2009) 6
- ♦Celena Velasquez (2005) 6
- ♦Bre DeSanta (2002) 6
- Alex Formby (2017) 5
- Alex Formby (2016) 5
- ♦Celena Velasquez (2004) 5
- ♦Rebecca Arbino (2012) 4
- ♦Samantha Beasley (2011) 3
- ♦Bailey Micetich (2010) 3
- ♦Renaeh Mohamed (1997) 3

♦Marissa Moreno (2019) 2

**INNINGS PITCHED**

- ♦Erica Romero (2015) 318.2
- ♦Sandra Durazo (2001) 297.1
- ♦Christina Ross (2008) 293.2
- ♦Danielle O'Toole (2014) 256.2
- Lisa Michie (1986) 253.0
- ♦Samantha Beasley (2010) 240.0
- Michelle Wesson (1990) 237.0
- ♦Christina Ross (2007) 228.2
- ♦Sandra Durazo (2000) 224.1
- Karen McCormick (1992) 219.1

**STRIKEOUTS**

- ♦Samantha Beasley (2010) 354
- ♦Christina Ross (2008) 275
- ♦Samantha Beasley (2009) 227
- ♦Celena Velasquez (2005) 211
- ♦Sandra Durazo (2001) 203
- ♦Rebecca Arbino (2013) 201
- ♦Christina Ross (2007) 201
- ♦Bre DeSanta (2003) 199
- ♦Bailey Micetich (2012) 198
- ♦Danielle O'Toole (2014) 196

**K'S PER 7 INNINGS (min. 80 IP)**

- ♦Samantha Beasley (2010) 10.32
- ♦Melissa Owens (2007) 8.66
- ♦Samantha Beasley (2009) 8.45
- ♦Bailey Micetich (2012) 8.30
- ♦Bre DeSanta (2003) 7.90
- ♦Celena Velasquez (2005) 7.83
- ♦Samantha Beasley (2011) 7.62
- ♦Cori Janelli (2005) 6.941
- ♦Bailey Micetich (2009) 6.936
- ♦Celena Velasquez (2006) 6.80

**WALKS PER 7 INNINGS (min. 80 IP)**

- ♦Cori Janelli (2004) 0.57
- Robyn Reid (1984) 0.65
- ♦Celena Velasquez (2005) 0.78
- Vicki Bence (1986) 0.826
- ♦Celena Velasquez (2003) 0.833
- Sara Ahern (1990) 0.86
- ♦Renaeh Mohamed (1997) 0.90
- Patty Mackey (1983) 0.96
- ♦Celena Velasquez (2004) 1.05
- ♦Lisa Gonzales (1997) 1.07

**K/BB RATIO (min. 80 IP)**

- ♦Celena Velasquez (2005) 10.05
- ♦Cori Janelli (2004) 8.50
- Robyn Reid (1984) 8.21
- ♦Bailey Micetich (2012) 6.60
- ♦Celena Velasquez (2003) 6.53
- ♦Samantha Beasley (2010) 6.10
- ♦Rebecca Arbino (2013) 5.91
- ♦Melissa Owens (2007) 5.33
- ♦Bailey Micetich (2009) 5.14
- ♦Celena Velasquez (2004) 4.81

**OPP. AVG. (min. 80 IP) (since 1991)**

- ♦Samantha Beasley (2010) .173
- ♦Celena Velasquez (2005) .1740
- ♦Bre DeSanta (2003) .1744
- Lisa Perettie (1991) .189
- ♦Samantha Beasley (2009) .203
- ♦Bre DeSanta (2002) .205
- ♦Christina Ross (2008) .206
- Michelle Wesson (1991) .207
- ♦Cori Janelli (2004) .215
- Tracey Andrews (1992) .216

**HITS PER 7 INNINGS (min. 80 IP)**

- Lori Thompson (1985) 4.04
- ♦Bre DeSanta (2003) 4.12
- Patty Mackey (1982) 4.15
- Robyn Reid (1983) 4.23
- Patty Mackey (1983) 4.257
- Robyn Reid (1985) 4.260
- Robyn Reid (1984) 4.372
- ♦Samantha Beasley (2010) 4.375
- ♦Celena Velasquez (2005) 4.378
- Mya Sanders (1981) 4.49

**WHIP (Walks+Hits/IP) (min. 80 IP)**

- Robyn Reid (1984) 0.718
- ♦Celena Velasquez (2005) 0.737
- Patty Mackey (1983) 0.744
- Lori Thompson (1985) 0.785
- Patty Mackey (1982) 0.788
- Robyn Reid (1983) 0.791
- Robyn Reid (1985) 0.806
- Lisa Perettie (1991) 0.854
- Lisa Mackey (1980) 0.862
- ♦Samantha Beasley (2010) 0.867

DEFENSIVE RECORDS

**FIELDING % (since '81, min. 120 chances)**

- ♦Erin Floros (2009) 1.000 (281 ch.)
- ♦Danielle Touhey (2003) 1.000 (251 ch.)
- Debbie Burford (1991) .998
- ♦Danielle Touhey (2005) .9952
- ♦Kristin May (2010) .9941
- ♦Amber Grahman (2003) .9940
- Kathy Benson (1981) .9938
- ♦Erin Floros (2006) .9932
- ♦Kristina Kirk (2000) .9925
- ♦Eva Sahatdjan (2011) .9923

**CHANCES (since 1981)**

- Anna Mendez (1990) 594
- Stacy Goff (1987) 589
- Leslie Lung (1989) 577
- ♦Summer Ehrsam (2002) 517
- ♦Erryn Gutjahr (1997) 506
- ♦Jacque Vaca (2003) 458
- Joanne Vilarino (1985) 457
- ♦Summer Ehrsam (2001) 449
- Debbie Burford (1991) 424
- Leslie Lung (1988) 424

**PUTOUTS (since 1981)**

- Anna Mendez (1990) 547
- Leslie Lung (1989) 532
- Stacy Goff (1987) 526
- ♦Summer Ehrsam (2002) 465
- ♦Erryn Gutjahr (1997) 455
- ♦Jacque Vaca (2003) 404
- Debbie Burford (1991) 402
- ♦Summer Ehrsam (2001) 393
- Leslie Lung (1988) 388
- ♦Justeen Maeva (2012) 387

**ASSISTS (since 1981)**

- ♦Tashie Aguinaga (2001) 201
- Barbara Mays (1986) 201
- Julie Myers (1990) 197
- Kellie Eldredge (1987) 189
- ♦Jackie Eigner (1997) 184
- ♦Kelcy Murphy (2002) 179
- Trish Mang (1987) 173
- ♦Joann Figueroa (2002) 154
- Jennifer Drobach (1989) 150
- ♦Kelcy Murphy (2003) 144

**CAUGHT STEALING BY (Since 2000)**

- ♦Megan McDonald (2007) 18
- ♦Brooke Johnson (2000) 14
- ♦Jenavee Peres (2015) 14
- ♦Kristin May (2013) 14
- ♦Megan McDonald (2008) 11
- ♦Erin Floros (2007) 11
- ♦Erin Floros (2006) 11
- ♦Molly Sturdivant (2018) 10
- ♦Eva Sahatdjan (2011) 7
- ♦Danielle Touhey (2004) 7
- ♦Amber Grahman (2002) 7

♦Molly Sturdivant (2019) 6

**CAUGHT STEALING % (min. 8 att) (since '00)**

- ♦Erin Floros (2006) .579
- ♦Erin Floros (2007) .524
- ♦Traci Wolf (2009) .500
- ♦Megan McDonald (2007) .500
- ♦Jenavee Peres (2015) .452
- ♦Amber Grahman (2003) .387
- ♦Erin Floros (2009) .375
- ♦Danielle Touhey (2002) .364
- ♦Megan McDonald (2008) .355
- ♦Brooke Johnson (2000) .318

**AZTEC CAREER RECORDS** (*BOLD* indicates 2019 player; ♦ indicates happened in Van Wyk era)

**OFFENSIVE RECORDS**

▷ **BATTING AVG.** (*min. 250 AB*)

1.	♦ Jenavee Peres (2015-17)	.409
2.	Trish Mang (1987-88)	.358
3.	♦ Lorena Bauer (2011-13, 15)	.351
4.	♦ Zaria Meshack (2015-18)	.346
5.	♦ Justeen Maeva (2010-12)	.345
5.	♦ Brittany Knudsen (2007-10)	.343
6.	♦ Kayla Jordan (2012-15)	.342
8.	♦ Kellie Nordhagen (1999-02)	.336
9.	♦ Erin Floros (2006-09)	.331
10.	♦ Sydnee Cable (2014-17)	.330

▷ **ON-BASE PCT.** (*min. 250 AB*)

1.	♦ Jenavee Peres (2015-17)	.466
2.	♦ Hayley Miles (2011-12, 14-15)	.442
3.	♦ Brittany Knudsen (2007-10)	.433
4.	Trish Mang (1987-88)	.431
5.	♦ Sydnee Cable (2014-17)	.428
6.	♦ Patrice Jackson (2010, 12-14)	.426
7.	♦ Lorena Bauer (2011-13, 15)	.411
8.	♦ Kayla Jordan (2012-15)	.408
9.	♦ Erin Floros (2006-09)	.408
10.	♦ Justeen Maeva (2010-12)	.406

▷ **SLUGGING PCT.** (*min. 250 AB*)

1.	♦ Jenavee Peres (2015-17)	.743
2.	♦ Lorena Bauer (2011-13, 15)	.737
3.	♦ Patrice Jackson (2010, 12-14)	.641
4.	♦ Hayley Miles (2011-12, 14-15)	.598
5.	Trish Mang (1987-88)	.541
6.	♦ Justeen Maeva (2010-12)	.524
7.	♦ Kayla Jordan (2012-15)	.519
8.	♦ <b>Molly Sturdivant (2016-)</b>	.490
9.	♦ <b>Shelby Thompson (2017-)</b>	.473
10.	♦ Brittany Knudsen (2007-10)	.468

▷ **OPS PCT. (OB% + SLG%)** (*min. 250 AB*)

1.	♦ Jenavee Peres (2015-17)	1.209
2.	♦ Lorena Bauer (2011-13, 15)	1.148
3.	♦ Patrice Jackson (2010, 12-14)	1.067
4.	♦ Hayley Miles (2011-12, 14-15)	1.040
5.	Trish Mang (1987-88)	.972
6.	♦ Justeen Maeva (2010-12)	.930
7.	♦ Kayla Jordan (2012-15)	.927
8.	♦ Brittany Knudsen (2007-10)	.900
9.	♦ Sydnee Cable (2014-17)	.889
10.	♦ <b>Molly Sturdivant (2016-)</b>	.883

▷ **GAMES PLAYED**

1.	♦ Janna Kovensky (2001-04)	249
2.	♦ Sarah Hershman (1999-02)	235
3.	♦ Kellie Nordhagen (1999-02)	231
4.	♦ Joann Figueroa (2001-04)	226
5.	♦ Hayley Miles (2011-12, 14-15)	223
6.	♦ Kayla Jordan (2012-15)	222
7.	♦ Brittany Knudsen (2007-10)	220
	♦ Erryn Gutjahr (1996-99)	220
9.	Stephanie Chapel (1990-93)	219
10.	♦ Jen Wisneski (2008-11)	217

▷ **GAMES STARTED** (*since 1991*)

1.	♦ Janna Kovensky (2001-04)	246
2.	♦ Sarah Hershman (1999-02)	229
3.	♦ Kellie Nordhagen (1999-02)	225
4.	♦ Hayley Miles (2011-12, 14-15)	222
5.	♦ Brittany Knudsen (2007-10)	218
	♦ Erryn Gutjahr (1996-99)	218
7.	♦ Jen Wisneski (2008-11)	216
8.	♦ Joann Figueroa (2001-04)	215
9.	♦ Kayla Jordan (2012-15)	212
10.	♦ Chrystal Friesen (1993-96)	206

▷ **AT BATS**

1.	♦ Kellie Nordhagen (1999-02)	755
2.	♦ Janna Kovensky (2001-04)	737
3.	♦ Kayla Jordan (2012-15)	699
4.	♦ Sarah Hershman (1999-02)	685
5.	♦ Joann Figueroa (2001-04)	675
6.	♦ Brittany Knudsen (2007-10)	658
7.	Stephanie Chapel (1990-93)	657
8.	♦ Erryn Gutjahr (1996-99)	642
9.	♦ Hayley Miles (2011-12, 14-15)	637
10.	♦ Lorena Bauer (2011-13, 15)	613

▷ **RUNS**

1.	♦ Kayla Jordan (2012-15)	167
2.	♦ Hayley Miles (2011-12, 14-15)	157
3.	♦ Brittany Knudsen (2007-10)	134
	♦ Janna Kovensky (2001-04)	134
5.	♦ Kellie Nordhagen (1999-02)	126
6.	♦ Jenavee Peres (2015-17)	112
7.	♦ Tamani Wells (2005-08)	109
8.	♦ Sarah Hershman (1999-02)	102
9.	♦ Lorena Bauer (2011-13, 15)	101
10.	♦ Patrice Jackson (2010, 12-14)	99

▷ **HITS**

1.	♦ Kellie Nordhagen (1999-02)	254
2.	♦ Kayla Jordan (2012-15)	239
3.	♦ Janna Kovensky (2001-04)	227
4.	♦ Brittany Knudsen (2007-10)	226
5.	♦ Lorena Bauer (2011-13, 15)	215
6.	♦ Sarah Hershman (1999-02)	212
7.	♦ Hayley Miles (2011-12, 14-15)	210
8.	♦ Joann Figueroa (2001-04)	193
9.	♦ Sydnee Cable (2014-17)	187
10.	♦ Erryn Gutjahr (1996-99)	184

▷ **EXTRA-BASE HITS**

1.	♦ Lorena Bauer (2011-13, 15)	114
2.	♦ Hayley Miles (2011-12, 14-15)	90
3.	♦ Patrice Jackson (2010, 12-14)	81
4.	♦ Kayla Jordan (2012-15)	72
5.	♦ Jenavee Peres (2015-17)	63
6.	♦ Brittany Knudsen (2007-10)	54
	♦ Erryn Gutjahr (1996-99)	54
8.	♦ <b>Molly Sturdivant (2016-)</b>	51
9.	♦ Monica Alnes (2006-07, 09-10)	50
10.	♦ Kellie Nordhagen (1999-02)	48

▷ **SINGLES**

1.	♦ Kellie Nordhagen (1999-02)	206
2.	♦ Janna Kovensky (2001-04)	180
3.	♦ Joann Figueroa (2001-04)	175
4.	♦ Brittany Knudsen (2007-10)	172
5.	♦ Sarah Hershman (1999-02)	169
6.	♦ Kayla Jordan (2012-15)	167
7.	♦ Tamani Wells (2005-08)	156
8.	♦ Sydnee Cable (2014-17)	144
9.	♦ Leia Ruiz (2013-16)	141
10.	♦ Erryn Gutjahr (1996-99)	130

▷ **DOUBLES**

1.	♦ Lorena Bauer (2011-13, 15)	51
2.	♦ Hayley Miles (2011-12, 14-15)	46
3.	♦ Kayla Jordan (2012-15)	39
4.	♦ Brittany Knudsen (2007-10)	36
5.	♦ Monica Alnes (2006-07, 09-10)	35
6.	♦ Kellie Nordhagen (1999-02)	34
	♦ Erryn Gutjahr (1996-99)	34
8.	♦ <b>Katie Byrd (2016-)</b>	33
9.	♦ Patrice Jackson (2010, 12-14)	32
10.	♦ <b>Molly Sturdivant (2016-)</b>	31

▷ **TRIPLES**

1.	♦ Kayla Jordan (2012-15)	14
2.	♦ Kellie Nordhagen (1999-02)	12
	Stephanie Chapel (1990-93)	12
4.	Robin Long (1987-89)	10
5.	♦ Brittany Knudsen (2007-10)	8
	♦ Tonya McCorkle (2008-09)	8
	♦ Janna Kovensky (2001-04)	8
	♦ Sarah Hershman (1999-02)	8
9.	♦ Hayley Miles (2011-12, 14-15)	7
	♦ Lindsey Marquez (2007-08, 10-11)	7
	♦ Jen Wisneski (2008-11)	7
	♦ Kelcy Murphy (2001-04)	7
	♦ Shannon Pouelsen (1992-95)	7
	Trish Mang (1987-88)	7
	Katy Murphy (1982-85)	7

▷ **HOME RUNS**

1.	♦ Lorena Bauer (2011-13, 15)	60
2.	♦ Patrice Jackson (2010, 12-14)	46
3.	♦ Hayley Miles (2011-12, 14-15)	37
4.	♦ Jenavee Peres (2015-17)	34
5.	♦ <b>Molly Sturdivant (2016-)</b>	19
	♦ Kayla Jordan (2012-15)	19
7.	♦ Justeen Maeva (2010-12)	18
8.	♦ Megan McDonald (2005-08)	17
	♦ Erryn Gutjahr (1996-99)	17
10.	♦ Jaylene Ignacio (2014-17)	16

▷ **RUNS BATTED IN**

1.	♦ Lorena Bauer (2011-13, 15)	200
2.	♦ Patrice Jackson (2010, 12-14)	138
3.	♦ Jenavee Peres (2015-17)	131
4.	♦ Hayley Miles (2011-12, 14-15)	130
5.	♦ Justeen Maeva (2010-12)	117
6.	♦ Sydnee Cable (2014-17)	113
7.	♦ <b>Molly Sturdivant (2016-)</b>	110
8.	♦ Kelcy Murphy (2001-04)	102
	♦ Erryn Gutjahr (1996-99)	102
10.	♦ Erin Floros (2006-09)	101

▷ **TOTAL BASES**

1.	♦ Lorena Bauer (2011-13, 15)	452
2.	♦ Hayley Miles (2011-12, 14-15)	381
3.	♦ Kayla Jordan (2012-15)	363
4.	♦ Patrice Jackson (2010, 12-14)	351
5.	♦ Kellie Nordhagen (1999-02)	318
6.	♦ Brittany Knudsen (2007-10)	308
7.	♦ Janna Kovensky (2001-04)	306
8.	♦ Jenavee Peres (2015-17)	298
9.	♦ Sarah Hershman (1999-02)	281
10.	♦ Erryn Gutjahr (1996-99)	275

▷ **WALKS**

1.	♦ Hayley Miles (2011-12, 14-15)	120
2.	♦ Patrice Jackson (2010, 12-14)	103
3.	♦ Brittany Knudsen (2007-10)	99
4.	♦ Sydnee Cable (2014-17)	77
5.	♦ Janna Kovensky (2001-04)	71
6.	♦ Megan McDonald (2005-08)	69
7.	♦ Taylor Stewart (2015-18)	68
8.	♦ Kayla Jordan (2012-15)	66
9.	♦ <b>Molly Sturdivant (2016-)</b>	62
	♦ Lorena Bauer (2011-13, 15)	62
	♦ Erin Floros (2006-09)	62
	♦ Chrystal Friesen (1993-96)	62

▷ **TIMES HIT BY PITCH** (*since 1981*)

1.	♦ Sydnee Cable (2014-17)	25
2.	♦ Megan McDonald (2005-08)	16
3.	♦ Kayla Jordan (2012-15)	15
4.	♦ <b>Shelby Thompson (2017-)</b>	12
	♦ <b>Molly Sturdivant (2016-)</b>	12
	♦ Jenavee Peres (2015-17)	12
7.	♦ Hayley Miles (2011-12, 14-15)	11
	♦ Monica Alnes (2006-07, 09-10)	11
	Robin Long (1987-89)	11
10.	♦ Meagan Hartung (2003-06)	10

▷ **STOLEN BASES**

1.	♦ Kayla Jordan (2012-15)	66
2.	♦ Kelley Santa Cruz (1996-98)	59
3.	♦ Janna Kovensky (2001-04)	57
4.	♦ Tamani Wells (2005-08)	51
5.	♦ Sarah Hershman (1999-02)	50
6.	♦ Brittany Knudsen (2007-10)	45
7.	Lori Turken (1982-85)	43
8.	♦ Stefanie Quichocho-Rosario (2007-10)	40
9.	♦ Gina Punaro (1997-98)	39
10.	♦ <b>Kiera Wright (2016-)</b>	38
	♦ Felicia Reifschneider (2009-12)	38

▷ **STOLEN BASE %** (*since '83; min. 20 att*)

1.	♦ Tami Simpson (1998-00)	.933
2.	Lori Turken (1982-85)	.896
3.	♦ Janna Kovensky (2001-04)	.877
4.	♦ Kristy Hensel (1996-98)	.857
5.	♦ Tonya McCorkle (2008-09)	.852
6.	♦ Gina Punaro (1997-98)	.848
7.	♦ Kayla Jordan (2012-15)	.846
8.	♦ <b>Kiera Wright (2016-)</b>	.844
9.	♦ <b>Aris Metcalfe (2016-)</b>	.838
10.	♦ Chrystal Friesen (1993-96)	.833

▷ **SACRIFICE BUNTS**

1.	♦ Tamani Wells (2005-08)	53
2.	Tracy Stowe (1990-92)	50
3.	♦ Sarah Hershman (1999-02)	43
4.	♦ Joann Figueroa (2001-04)	42
5.	♦ Janna Kovensky (2001-04)	38
6.	♦ Bree Boyer (2003-06)	37
7.	♦ Erin Mahoney (2003-05)	36
8.	Joanne Vilarino (1984-85)	34
9.	Cindy Moser (1982-85)	32
10.	♦ Leia Ruiz (2013-16)	29
	♦ Brittany Knudsen (2007-10)	29
	Stacy Sullivan (1986-88)	29

▷ **SACRIFICE FLIES**

1.	♦ <b>Molly Sturdivant (2016-)</b>	11
2.	♦ Jenavee Peres (2015-17)	9
	♦ Patrice Jackson (2010, 12-14)	9
4.	♦ Sydnee Cable (2014-17)	8
	♦ Megan McDonald (2005-08)	8
6.	♦ Jaylene Ignacio (2014-17)	7
	♦ Erryn Gutjahr (1996-99)	7
8.	♦ Kristin May (2010-13)	6
	♦ Lindsey Marquez (2007-08, 10-11)	6
10.	♦ Justeen Maeva (2010-12)	5
	♦ Monica Alnes (2006-07, 09-10)	5
	♦ Brittany Knudsen (2007-10)	5
	♦ Erin Floros (2006-09)	5
	♦ Janna Kovensky (2001-04)	5
	Robin Long (1987-89)	5

▷ **AB/STRIKEOUT** (*since '81; min. 250 AB*)

1.	Trish Mang (1987-88)	76.75
2.	Julie Myers (1990-91)	22.21
3.	♦ Tamani Wells (2005-08)	17.84
4.	Barbara Mays (1985-86)	17.70
5.	♦ Jackie Eigner (1997-98)	16.24
6.	Jennifer Woolery (1993-94)	15.71
7.	♦ Alicia Matulik (1994-96)	15.58
8.	Rachel Acuff (1993-94)	15.11
9.	♦ Kellie Nordhagen (1999-02)	15.10
10.	Jennifer Hamby (1992-93)	14.37

**AZTEC CAREER RECORDS CONTINUED**

**PITCHING RECORDS**

▷ **WINS**

- ♦Sandra Durazo (1998-01) 87
- ♦Christina Ross (2006-08) 70
- ♦Erica Romero (2014-17) 67
- ♦Samantha Beasley (2008-11) 61
- ♦Bailey Micetich (2009-12) 58
- ♦Celena Velasquez (2003-06) 55
- ♦Danielle O'Toole (2013-14) 45
- Michelle Wesson (1988-91) 45
- Bre DeSanta (2002-03) 38
- ♦MarQuessa Penrod (1993-96) 38

▷ **WIN PCT. (min. 30 decisions)**

- ♦Danielle O'Toole (2013-14) .726
- ♦Bre DeSanta (2002-03) .717
- ♦Christina Ross (2006-08) .660
- ♦Erica Romero (2014-17) .657
- ♦Celena Velasquez (2003-06) .647
- ♦Bailey Micetich (2009-12) .644
- ♦Samantha Beasley (2008-11) .642
- ♦Sandra Durazo (1998-01) .621
- ♦Rebecca Arbino (2012-13) .586
- ♦Alex Formby (2016-18) .519

▷ **EARNED RUN AVG. (min. 200 IP)**

- Robyn Reid (1983-85) 0.77
- Patty Mackey (1980-83) 0.95
- Lisa Perettie (1989, 91) 1.12
- Bonnie Rice (1984-85) 1.25
- ♦Bre DeSanta (2002-03) 1.26
- Lisa Michie (1983-86) 1.39
- ♦Christina Ross (2006-08) 1.50
- Michelle Wesson (1988-91) 1.55
- Karen McCormick (1991-94) 1.62
- Mya Sanders (1981-82) 1.68

▷ **APPEARANCES**

- ♦Sandra Durazo (1998-01) 165
- ♦Erica Romero (2014-17) 157
- ♦Samantha Beasley (2008-11) 139
- ♦Celena Velasquez (2003-06) 138
- ♦Bailey Micetich (2009-12) 136
- ♦MarQuessa Penrod (1993-96) 132
- ♦Christina Ross (2006-08) 129
- Michelle Wesson (1988-91) 129
- Karen McCormick (1991-94) 119
- Alex Formby (2016-18) 104

▷ **GAMES STARTED**

- ♦Sandra Durazo (1998-01) 116
- ♦Erica Romero (2014-17) 103
- ♦Christina Ross (2006-08) 96
- ♦Samantha Beasley (2008-11) 92
- Karen McCormick (1991-94) 92
- Michelle Wesson (1988-91) 92
- ♦Bailey Micetich (2009-12) 91
- ♦MarQuessa Penrod (1993-96) 88
- ♦Celena Velasquez (2003-06) 82
- Robyn Reid (1983-85) 72

▷ **COMPLETE GAMES**

- ♦Sandra Durazo (1998-01) 95
- ♦Christina Ross (2006-08) 72
- Michelle Wesson (1988-91) 71
- Karen McCormick (1991-94) 68
- Robyn Reid (1983-85) 61
- ♦MarQuessa Penrod (1993-96) 59
- Patty Mackey (1980-83) 58
- ♦Celena Velasquez (2003-06) 46
- ♦Samantha Beasley (2008-11) 45
- ♦Bailey Micetich (2009-12) 41

▷ **SOLO SHUTOUTS (since 1999)**

- ♦Samantha Beasley (2008-11) 23
- ♦Christina Ross (2006-08) 23
- ♦Celena Velasquez (2003-06) 20
- ♦Sandra Durazo (1998-01) 19
- ♦Bailey Micetich (2009-12) 17
- ♦Bre DeSanta (2002-03) 12
- ♦Danielle O'Toole (2013-14) 10
- ♦Rebecca Arbino (2012-13) 9
- ♦Erica Romero (2014-17) 8
- ♦Cori Janelli (2004-05) 8

▷ **TOTAL SHUTOUTS (since 1983)**

- ♦Samantha Beasley (2008-11) 36
- ♦Christina Ross (2006-08) 28
- ♦Sandra Durazo (1998-01) 28
- ♦Bailey Micetich (2009-12) 27
- ♦Celena Velasquez (2003-06) 25
- Michelle Wesson (1988-91) 23
- Robyn Reid (1983-85) 23
- Karen McCormick (1991-94) 18
- ♦Danielle O'Toole (2013-14) 17
- ♦Bre DeSanta (2002-03) 16

▷ **SAVES**

- ♦Alex Formby (2016-18) 12
- ♦Celena Velasquez (2003-06) 12
- ♦Samantha Beasley (2008-11) 11
- ♦Bre DeSanta (2002-03) 7
- ♦Erica Romero (2014-17) 6
- ♦Rebecca Arbino (2012-13) 6
- ♦Christina Ross (2006-08) 6
- ♦Renaeh Mohamed (1996-97) 5
- ♦Bailey Micetich (2009-12) 4
- ♦Marissa Moreno (2017-) 3
- ♦Sandra Durazo (1998-01) 3
- ♦Lisa Gonzales (1994-97) 3
- Michelle Wesson (1988-91) 3

▷ **INNINGS PITCHED**

- ♦Sandra Durazo (1998-01) 879.0
- ♦Christina Ross (2006-08) 691.1
- Michelle Wesson (1988-91) 681.2
- ♦Erica Romero (2014-17) 659.0
- ♦MarQuessa Penrod (1993-96) 641.0
- ♦Samantha Beasley (2008-11) 639.2
- Karen McCormick (1991-94) 632.1
- ♦Bailey Micetich (2009-12) 602.0
- ♦Celena Velasquez (2003-06) 584.2
- Robyn Reid (1983-85) 544.1

▷ **STRIKEOUTS**

- ♦Samantha Beasley (2008-11) 799
- ♦Christina Ross (2006-08) 612
- ♦Bailey Micetich (2009-12) 611
- ♦Sandra Durazo (1998-01) 543
- ♦Celena Velasquez (2003-06) 529
- ♦Erica Romero (2014-17) 397
- Robyn Reid (1983-85) 361
- ♦Bre DeSanta (2002-03) 354
- ♦Danielle O'Toole (2013-14) 317
- ♦Rebecca Arbino (2012-13) 308

▷ **K'S PER 7 INNINGS (min. 200 IP)**

- ♦Samantha Beasley (2008-11) 8.74
- ♦Bailey Micetich (2009-12) 7.10
- ♦Bre DeSanta (2002-03) 6.39
- ♦Celena Velasquez (2003-06) 6.33
- ♦Christina Ross (2006-08) 6.20
- ♦Cori Janelli (2004-05) 6.03
- ♦Rebecca Arbino (2012-13) 5.70
- ♦Danielle O'Toole (2013-14) 5.39
- Mya Sanders (1981-82) 4.66
- Robyn Reid (1983-85) 4.64

▷ **WALKS PER 7 INNINGS (min. 200 IP)**

- ♦Celena Velasquez (2003-06) 0.98
- Sara Ahern (1989-91) 1.03
- ♦Renaeh Mohamed (1996-97) 1.04
- Robyn Reid (1983-85) 1.09
- ♦Cori Janelli (2004-05) 1.20
- Lisa Perettie (1989, 91) 1.21
- ♦Deanna Richards (2003-04) 1.31
- Patty Mackey (1980-83) 1.32
- ♦Bailey Micetich (2009-12) 1.326
- ♦Rebecca Arbino (2012-13) 1.332

▷ **K/BB RATIO (min. 200 IP)**

- ♦Celena Velasquez (2003-06) 6.45
- ♦Bailey Micetich (2009-12) 5.36
- ♦Cori Janelli (2004-05) 5.02
- ♦Rebecca Arbino (2012-13) 4.28
- Robyn Reid (1983-85) 4.25
- ♦Christina Ross (2006-08) 3.97
- ♦Danielle O'Toole (2013-14) 3.96
- ♦Samantha Beasley (2008-11) 3.86
- ♦Deanna Richards (2003-04) 2.51
- ♦Bre DeSanta (2002-03) 2.48

▷ **OPP. AVG. (min. 200 IP) (since 1991)**

- ♦Bre DeSanta (2002-03) .191
- ♦Samantha Beasley (2008-11) .207
- ♦Celena Velasquez (2003-06) .211
- ♦Christina Ross (2006-08) .218
- ♦Cori Janelli (2004-05) .225
- Karen McCormick (1991-94) .233
- ♦Deanna Richards (2003-04) .239
- ♦Sandra Durazo (1998-01) .240
- ♦Danielle O'Toole (2013-14) .242
- ♦Bailey Micetich (2009-12) .246

▷ **HITS PER 7 INNINGS (min. 200 IP)**

- Robyn Reid (1983-85) 4.30
- ♦Bre DeSanta (2002-03) 4.655
- Mya Sanders (1981-82) 4.662
- Patty Mackey (1980-83) 4.73
- Bonnie Rice (1984-85) 5.11
- Lisa Perettie (1989, 91) 5.27
- ♦Samantha Beasley (2008-11) 5.36
- ♦Celena Velasquez (2003-06) 5.44
- Lisa Michie (1983-86) 5.57
- ♦Cori Janelli (2004-05) 6.02

▷ **WHIP (Walks+Hits/IP) (min. 200 IP)**

- Robyn Reid (1983-85) 0.770
- Patty Mackey (1980-83) 0.858
- Lisa Perettie (1989, 91) 0.926
- ♦Celena Velasquez (2003-06) 0.917
- Bonnie Rice (1984-85) 1.007
- ♦Cori Janelli (2004-05) 1.032
- ♦Bre DeSanta (2002-03) 1.034
- ♦Christina Ross (2006-08) 1.041
- Lisa Michie (1983-86) 1.064
- ♦Samantha Beasley (2008-11) 1.090

**DEFENSIVE RECORDS**

▷ **FIELDING % (since '81, min. 300 chances)**

- Debbie Burford (1991) .998
- Kathy Benson (1981) .994
- ♦Erin Floros (2006-09) .993
- Joey Clark (1994) .992
- ♦Kristin May (2010-13) .990
- ♦Taylor Adams (2018-) .9894
- ♦Jacque Vaca (2003) .9891
- ♦Eva Sahatdjan (2010-11) .9888
- ♦Danielle Touhey (2002-05) .986
- ♦Amber Grahman (2002-03) .985

▷ **CHANCES (since 1981)**

- ♦Erryn Gutjahr (1996-99) 1,626
- ♦Monica Alnes (2006-07, 09-10) 1,191
- ♦Summer Ehrsam (1999-02) 1,143
- ♦Sydnee Cable (2014-17) 1,093
- ♦Sarah Hershman (1999-02) 1,061
- ♦Erin Floros (2006-09) 1,059
- ♦Megan McDonald (2005-08) 1,033
- Leslie Lung (1988-89) 1,001
- Stacy Goff (1986-87) 987
- ♦Kristin May (2010-13) 904

▷ **PUTOUTS (since 1981)**

- ♦Erryn Gutjahr (1996-99) 1,453
- ♦Monica Alnes (2006-07, 09-10) 1,051
- ♦Sydnee Cable (2014-17) 1,020
- ♦Megan McDonald (2005-08) 945
- ♦Erin Floros (2006-09) 936
- ♦Summer Ehrsam (1999-02) 923
- Leslie Lung (1988-89) 920
- Stacy Goff (1986-87) 880
- ♦Kristin May (2010-13) 829
- ♦Danielle Touhey (2002-05) 712

▷ **ASSISTS (since 1981)**

- ♦Chrystal Friesen (1993-96) 412
- ♦Joann Figueroa (2001-04) 409
- ♦Kelcy Murphy (2001-04) 386
- ♦Sarah Hershman (1999-02) 370
- Barbara Mays (1985-86) 342
- ♦Jen Wisneski (2008-11) 338
- ♦Leia Ruiz (2013-16) 337
- Julie Myers (1990-91) 322
- ♦Tashie Aguinaga (2000-01) 311
- ♦Vanessa Villegas (1999-01) 310

▷ **CAUGHT STEALING BY (Since 2000)**

- ♦Megan McDonald (2005-08) 35
- ♦Erin Floros (2006-09) 29
- ♦Kristin May (2010-13) 23
- ♦Brooke Johnson (1999-01) 20
- ♦Jenavee Peres (2015-17) 19
- ♦Danielle Touhey (2002-05) 18
- ♦Molly Sturdivant (2016-) 16

▷ **CAUGHT STEALING % (min. 20 att) (since '00)**

- ♦Erin Floros (2006-09) .483
- ♦Megan McDonald (2005-08) .398
- ♦Jenavee Peres (2015-17) .352
- ♦Amber Grahman (2002-03) .293
- ♦Molly Sturdivant (2016-) .258
- ♦Brooke Johnson (1999-01) .247
- ♦Eva Sahatdjan (2010-11) .236

**AZTEC MOUNTAIN WEST SEASON RECORDS** (**BOLD** indicates happened this season; ♦ indicates happened in Van Wyk era)

**OFFENSIVE RECORDS**

▷ **BATTING AVG.** (min. 30 AB)

- ♦Jenavee Peres (2017) .538
- ♦Lorena Bauer (2015) .519
- ♦Hayley Miles (2011) .512
- ♦Erin Floros (2006) .491
- ♦Hayley Miles (2012) .487
- ♦Lorena Bauer (2013) .469
- ♦Kayla Jordan (2015) .463

▷ **ON-BASE PCT.** (min. 30 AB)

- ♦Hayley Miles (2012) .623
- ♦Lorena Bauer (2015) .587
- ♦Jenavee Peres (2017) .585
- ♦Erin Floros (2006) .578
- ♦Hayley Miles (2011) .556
- ♦Patrice Jackson (2014) .550
- ♦Kayla Jordan (2012) .549

▷ **SLUGGING PCT.** (min. 30 AB)

- ♦Hayley Miles (2012) 1.359
- ♦Lorena Bauer (2015) 1.127
- ♦Patrice Jackson (2013) 1.042
- ♦Jenavee Peres (2017) .988
- ♦Patrice Jackson (2012) .923
- ♦Lorena Bauer (2013) .878
- ♦Hayley Miles (2011) .805

▷ **OPS PCT. (OB% + SLG%)** (min. 30 AB)

- ♦Hayley Miles (2012) 1.982
- ♦Lorena Bauer (2015) 1.714
- ♦Jenavee Peres (2017) 1.573
- ♦Patrice Jackson (2013) 1.550
- ♦Lorena Bauer (2013) 1.414
- ♦Patrice Jackson (2012) 1.378
- ♦Hayley Miles (2011) 1.361

▷ **GAMES PLAYED**

- ♦Taylor Adams (2018) 24
- ♦Katie Byrd (2018) 24
- ♦Zaria Meshack (2018) 24
- ♦Molly Sturdivant (2018) 24
- ♦Shelby Thompson (2018) 24
- ♦28 others tied at 24

▷ **GAMES STARTED**

- ♦Taylor Adams (2018) 24
- ♦Katie Byrd (2018) 24
- ♦Molly Sturdivant (2018) 24
- ♦Shelby Thompson (2018) 24
- ♦25 others tied at 24

▷ **AT BATS**

- ♦Samantha Camello (2016) 86
- ♦Kayla Jordan (2014) 86
- ♦Katie Byrd (2017) 83
- ♦Kayla Jordan (2015) 82
- ♦Sydnee Cable (2017) 81
- ♦Jenavee Peres (2017) 80
- ♦Lorena Bauer (2015) 79

▷ **RUNS**

- ♦Kayla Jordan (2015) 35
- ♦Jenavee Peres (2017) 32
- ♦Lorena Bauer (2015) 26
- ♦Zaria Meshack (2017) 23
- ♦Katie Byrd (2017) 22
- ♦Hayley Miles (2012) 21
- ♦Shelby Thompson (2018) 20

▷ **HITS**

- ♦Jenavee Peres (2017) 43
- ♦Lorena Bauer (2015) 41
- ♦Kayla Jordan (2015) 38
- ♦Zaria Meshack (2017) 36
- ♦Samantha Camello (2016) 32
- ♦Katie Byrd (2017) 29
- ♦Sydnee Cable (2017) 29

▷ **EXTRA-BASE HITS**

- ♦Lorena Bauer (2015) 21
- ♦Jenavee Peres (2017) 17
- ♦Kayla Jordan (2015) 14
- ♦Patrice Jackson (2013) 13
- ♦Hayley Miles (2012) 13
- ♦Patrice Jackson (2012) 12
- ♦Katie Byrd (2017) 11
- ♦Shelby Thompson (2017) 11
- ♦Jenavee Peres (2015) 11

▷ **SINGLES**

- ♦Zaria Meshack (2017) 34
- ♦Jenavee Peres (2017) 26
- ♦Kayla Jordan (2015) 24
- ♦Katie Mathis (2014) 24
- ♦Samantha Camello (2016) 23
- ♦Dominique Dinner (2014) 23
- ♦Zaria Meshack (2016) 22
- ♦Kayla Jordan (2014) 22

▷ **DOUBLES**

- ♦Katie Byrd (2017) 10
- ♦Kayla Jordan (2015) 8
- ♦Patrice Jackson (2012) 8
- ♦Jenavee Peres (2017) 7
- ♦Samantha Camello (2016) 7
- ♦Lorena Bauer (2015) 7
- ♦Molly Sturdivant (2017) 6
- ♦Jenavee Peres (2015) 6
- ♦Hayley Miles (2014) 6
- ♦Brittany Knudsen (2009) 6
- ♦Monica Alnes (2006) 6
- ♦Erin Floros (2006) 6
- ♦Meagan Hartung (2004) 6
- ♦Kelcy Murphy (2004) 6
- ♦Kellie Nordhagen (2000) 6

▷ **TRIPLES**

- ♦Leia Ruiz (2015) 2
- ♦Kayla Jordan (2012) 2
- ♦Tonye McCorkle (2008) 2
- ♦Brittany Knudsen (2007) 2
- ♦Taylor Stewart (2018) 1
- ♦Shelby Thompson (2018) 1
- ♦Jenavee Peres (2017) 1
- ♦Shelby Thompson (2017) 1
- ♦Kiera Wright (2017) 1
- ♦37 others tied at 1

▷ **HOME RUNS**

- ♦Lorena Bauer (2015) 13
- ♦Hayley Miles (2012) 10
- ♦Jenavee Peres (2017) 9
- ♦Patrice Jackson (2013) 9
- ♦Shelby Thompson (2017) 6
- ♦Kayla Jordan (2015) 6
- ♦Shelby Thompson (2018) 5
- ♦Molly Sturdivant (2016) 5
- ♦Sydnee Cable (2015) 5
- ♦Jenavee Peres (2015) 5
- ♦Jaylene Ignacio (2014) 5
- ♦Patrice Jackson (2014) 5
- ♦Lorena Bauer (2013) 5

▷ **RUNS BATTED IN**

- ♦Lorena Bauer (2015) 37
- ♦Jenavee Peres (2017) 31
- ♦Molly Sturdivant (2017) 26
- ♦Jenavee Peres (2015) 26
- ♦Molly Sturdivant (2016) 24
- ♦Hayley Miles (2012) 21
- ♦Katie Byrd (2017) 21
- ♦Shelby Thompson (2017) 21
- ♦Hayley Miles (2012) 21

▷ **TOTAL BASES**

- ♦Lorena Bauer (2015) 89
- ♦Jenavee Peres (2017) 79
- ♦Kayla Jordan (2015) 64
- ♦Hayley Miles (2012) 53
- ♦Shelby Thompson (2017) 51
- ♦Patrice Jackson (2013) 50
- ♦Jenavee Peres (2015) 49

▷ **WALKS**

- ♦Patrice Jackson (2014) 25
- ♦Molly Sturdivant (2017) 19
- ♦Hayley Miles (2014) 16
- ♦Kayla Bufardeci (2015) 14
- ♦Taylor Stewart (2018) 13
- ♦Lorena Bauer (2015) 13
- ♦Kayla Jordan (2015) 13
- ♦Hayley Miles (2012) 13
- ♦Melissa Owens (2006) 13

▷ **TIMES HIT BY PITCH**

- ♦Taylor Adams (2018) 6
- ♦Jenavee Peres (2017) 5
- ♦Shelby Thompson (2018) 4
- ♦Sydnee Cable (2015) 4
- ♦Kelsey Munoz (2018) 3
- ♦Katie Byrd (2017) 3
- ♦Sydnee Cable (2016) 3
- ♦Sam Vlot (2016) 3
- ♦Jenavee Peres (2015) 3
- ♦Erin Floros (2008) 3
- ♦Meagan Hartung (2006) 3
- ♦Amber Grahlman (2002) 3

▷ **STOLEN BASES**

- ♦Kayla Jordan (2014) 11
- ♦Kayla Jordan (2015) 10
- ♦Brittany Knudsen (2007) 9
- ♦Kiera Wright (2018) 8
- ♦Tamani Wells (2008) 8
- ♦Katie Mathis (2014) 7
- ♦Kayla Jordan (2013) 7
- ♦Sarah Hershman (2000) 7

▷ **STOLEN BASE % (min. 3 att)**

- ♦Kayla Jordan (2015) 1.000 (10-for-10)
- ♦Brittany Knudsen (2007) 1.000 (9-for-9)
- ♦Kayla Jordan (2013) 1.000 (7-for-7)
- ♦Tonye McCorkle (2009) 1.000 (6-for-6)
- ♦Janna Kovensky (2004) 1.000 (6-for-6)
- ♦Jenavee Peres (2015) 1.000 (5-for-5)
- ♦Zaria Meshack (2015) 1.000 (5-for-5)
- ♦Tonye McCorkle (2008) 1.000 (5-for-5)
- ♦Sarah Hershman (2002) 1.000 (5-for-5)
- ♦Aris Metcalfe (2016) 1.000 (4-for-4)
- ♦Jen Wisneski (2011) 1.000 (4-for-4)
- ♦Kelcy Murphy (2004) 1.000 (4-for-4)
- ♦Joann Figueroa (2002) 1.000 (4-for-4)
- ♦Janna Kovensky (2001) 1.000 (4-for-4)
- ♦Felicia Reifschneider (2011) 1.000 (3-for-3)
- ♦S. Quichcho-Rosario (2010) 1.000 (3-for-3)
- ♦Melissa Owens (2007) 1.000 (3-for-3)
- ♦Sarah Hershman (2001) 1.000 (3-for-3)
- ♦Tiffany Goudy (2000) 1.000 (3-for-3)

▷ **SACRIFICE HITS**

- ♦Leia Ruiz (2016) 10
- ♦Tamani Wells (2008) 9
- ♦Samantha Camello (2015) 8
- ♦Bree Boyer (2004) 8
- ♦Joann Figueroa (2002) 8
- ♦Sarah Hershman (2002) 7
- ♦Tashie Aguinaga (2001) 7

▷ **SACRIFICE FLIES**

- ♦Molly Sturdivant (2017) 4
- ♦Jaylene Ignacio (2017) 3
- ♦Molly Sturdivant (2016) 3
- ♦Sydnee Cable (2017) 2
- ♦Jenavee Peres (2017) 2
- ♦Taylor Stewart (2017) 2
- ♦Sydnee Cable (2016) 2
- ♦Jenavee Peres (2015) 2
- ♦Jaylene Ignacio (2015) 2
- Four others tied at 2

▷ **AB/STRIKEOUT (min. 30 AB)**

- ♦Tamani Wells (2007) Infinity (67 AB)
- ♦Tamani Wells (2006) 55.00
- ♦Janna Kovensky (2001) 50.00
- ♦Erin Floros (2009) 48.00
- ♦Hayley Miles (2012) 39.00
- ♦Bree Boyer (2006) 37.00
- ♦Alexis Gutierrez (2000) 37.00

▷ **MULTI-HIT GAMES**

- ♦Jenavee Peres (2017) 14
- ♦Lorena Bauer (2015) 14
- ♦Kayla Jordan (2015) 12
- ♦Sydnee Cable (2017) 10
- ♦Zaria Meshack (2017) 10
- ♦Jenavee Peres (2015) 10
- ♦Katie Byrd (2017) 9
- ♦Shelby Thompson (2017) 9
- ♦Lorena Bauer (2013) 9

▷ **MULTI-RBI GAMES**

- ♦Molly Sturdivant (2017) 9
- ♦Lorena Bauer (2015) 8
- ♦Jenavee Peres (2015) 8
- ♦Katie Byrd (2017) 7
- ♦Molly Sturdivant (2016) 7
- ♦Hayley Miles (2012) 7
- ♦Jenavee Peres (2017) 6

AZTEC MOUNTAIN WEST SEASON RECORDS CONTINUED

PITCHING RECORDS

▷ **WINS**

1. ♦Erica Romero (2015)	18
2. ♦Danielle O'Toole (2014)	13
♦Christina Ross (2008)	13
4. ♦Sandra Durazo (2000)	12
5. ♦Samantha Beasley (2010)	11
♦Bre DeSanta (2002)	11
7. ♦Sandra Durazo (2001)	10

▷ **WIN PCT. (min. 5 decisions)**

1. ♦Bre DeSanta (2002)	1.000 (11-0)
♦Bre DeSanta (2003)	1.000 (6-0)
3. ♦Celena Velasquez (2004)	.857
4. ♦Danielle O'Toole (2013)	.833
5. ♦Bailey Micetich (2012)	.800
♦Christina Ross (2006)	.800
♦Celena Velasquez (2006)	.800

▷ **EARNED RUN AVG. (min. 24 IP)**

1. ♦Celena Velasquez (2003)	0.81
2. ♦Bre DeSanta (2002)	0.83
3. ♦Celena Velasquez (2004)	0.85
4. ♦Christina Ross (2008)	1.01
5. ♦Bailey Micetich (2009)	1.09
6. ♦Samantha Beasley (2010)	1.21
7. ♦Bre DeSanta (2003)	1.38

▷ **APPEARANCES**

1. ♦Erica Romero (2015)	24
2. ♦Danielle O'Toole (2014)	21
3. ♦Alex Formby (2016)	20
4. ♦Christina Ross (2008)	19
5. ♦Marissa Moreno (2018)	18
♦Erica Romero (2017)	18
♦Christina Ross (2007)	18

▷ **GAMES STARTED**

1. ♦Erica Romero (2015)	21
2. ♦Marissa Moreno (2018)	16
♦Danielle O'Toole (2014)	16
♦Christina Ross (2008)	16
5. ♦Samantha Beasley (2010)	14
♦Sandra Durazo (2001)	14
7. ♦Erica Romero (2016)	13
♦Christina Ross (2007)	13

▷ **COMPLETE GAMES**

1. ♦Christina Ross (2008)	14
2. ♦Erica Romero (2015)	13
3. ♦Sandra Durazo (2001)	12
4. ♦Danielle O'Toole (2014)	11
5. ♦Christina Ross (2007)	10
♦Bre DeSanta (2002)	10
7. ♦Samantha Beasley (2010)	9
♦Sandra Durazo (2000)	9

▷ **SOLO SHUTOUTS**

1. ♦Christina Ross (2008)	6
2. ♦Samantha Beasley (2010)	5
3. ♦Celena Velasquez (2003)	4
4. ♦Danielle O'Toole (2014)	3
♦Bailey Micetich (2011)	3
♦Bre DeSanta (2002)	3
♦Sandra Durazo (2001)	3

▷ **TOTAL SHUTOUTS**

1. ♦Christina Ross (2008)	6
2. ♦Danielle O'Toole (2014)	5
♦Samantha Beasley (2010)	5
♦Bre DeSanta (2002)	5
5. ♦Rebecca Arbino (2013)	4
♦Celena Velasquez (2003)	4
7. ♦Bailey Micetich (2011)	3
♦Bailey Micetich (2009)	3
♦Samantha Beasley (2009)	3
♦Celena Velasquez (2005)	3
♦Sandra Durazo (2001)	3

▷ **SAVES**

1. ♦Celena Velasquez (2004)	5
2. ♦Alex Formby (2017)	4
3. ♦Alex Formby (2016)	4
♦Bre DeSanta (2002)	3
5. ♦Alex Formby (2018)	2
6. ♦Marissa Moreno (2019)	1
♦Marissa Moreno (2017)	1
♦Erica Romero (2017)	1
♦Julie McDonald (2016)	1
♦Sydnee Cable (2015)	1
♦Erica Romero (2014)	1
♦Rebecca Arbino (2013)	1
♦Rebecca Arbino (2012)	1
♦Bailey Micetich (2012)	1
♦Samantha Beasley (2009)	1
♦Christina Ross (2008)	1
♦Christina Ross (2007)	1
♦Celena Velasquez (2005)	1
♦Deanna Richards (2003)	1

▷ **INNINGS PITCHED**

1. ♦Erica Romero (2015)	145.2
2. ♦Danielle O'Toole (2014)	117.0
3. ♦Christina Ross (2008)	110.2
4. ♦Sandra Durazo (2001)	100.2
5. ♦Samantha Beasley (2010)	92.2
6. ♦Sandra Durazo (2000)	88.2
7. ♦Christina Ross (2007)	88.0

▷ **STRIKEOUTS**

1. ♦Samantha Beasley (2010)	128
2. ♦Christina Ross (2008)	108
3. ♦Christina Ross (2007)	82
4. ♦Rebecca Arbino (2013)	73
5. ♦Danielle O'Toole (2014)	72
6. ♦Erica Romero (2015)	71
7. ♦Sandra Durazo (2001)	68

▷ **K'S PER 7 INNINGS (min. 24 IP)**

1. ♦Samantha Beasley (2010)	9.67
2. ♦Melissa Owens (2007)	9.55
3. ♦Samantha Beasley (2011)	8.75
4. ♦Samantha Beasley (2009)	8.43
5. ♦Bailey Micetich (2012)	8.20
6. ♦Celena Velasquez (2006)	7.13
7. ♦Bre DeSanta (2003)	7.06

▷ **WALKS PER 7 INNINGS (min. 24 IP)**

1. ♦Cori Janelli (2004)	0.38
2. ♦Celena Velasquez (2005)	0.70
3. ♦Rebecca Arbino (2012)	0.82
4. ♦Celena Velasquez (2004)	0.99
5. ♦Christina Ross (2006)	1.03
6. ♦Erica Romero (2017)	1.04
7. ♦Celena Velasquez (2006)	1.13

▷ **K/BB RATIO (min. 24 IP)**

1. ♦Cori Janelli (2004)	10.00
2. ♦Celena Velasquez (2005)	8.14
3. ♦Samantha Beasley (2009)	6.56
4. ♦Samantha Beasley (2010)	6.40
5. ♦Celena Velasquez (2006)	6.33
6. ♦Christina Ross (2006)	6.00
7. ♦Rebecca Arbino (2012)	5.80

▷ **OPP. AVG. (min. 24 IP)**

1. ♦Celena Velasquez (2003)	.144
2. ♦Celena Velasquez (2005)	.179
3. ♦Samantha Beasley (2010)	.191
4. ♦Bre DeSanta (2003)	.197
5. ♦Bre DeSanta (2002)	.201
6. ♦Bailey Micetich (2009)	.203
7. ♦Christina Ross (2008)	.204

▷ **HITS PER 7 INNINGS (min. 24 IP)**

1. ♦Celena Velasquez (2003)	3.36
2. ♦Celena Velasquez (2005)	4.59
3. ♦Bre DeSanta (2003)	4.65
4. ♦Bre DeSanta (2002)	4.90
5. ♦Samantha Beasley (2010)	4.91
6. ♦Bailey Micetich (2009)	5.10
7. ♦Christina Ross (2008)	5.12

▷ **WHIP (Walks+Hits/IP) (min. 200 IP)**

1. ♦Celena Velasquez (2003)	0.68
2. ♦Celena Velasquez (2005)	0.76
3. ♦Christina Ross (2008)	0.90
♦Bre DeSanta (2002)	0.90
5. ♦Samantha Beasley (2011)	0.92
♦Bailey Micetich (2009)	0.92
7. ♦Celena Velasquez (2004)	0.99

DEFENSIVE RECORDS

▷ **FIELDING % (min. 36 chances)**

1. ♦Erin Floros (2009)	1.000 (119 ch.)
♦Erin Floros (2008)	1.000 (119 ch.)
♦Summer Ehram (2001)	1.000 (109 ch.)
♦Sydnee Cable (2014)	1.000 (99 ch.)
♦Leia Ruiz (2016)	1.000 (93 ch.)
♦Sarah Hershman (2002)	1.000 (90 ch.)
♦Lacey Craft (2005)	1.000 (82 ch.)
♦Danielle Touhey (2003)	1.000 (80 ch.)
♦Kayla Bufardeci (2014)	1.000 (72 ch.)
♦Kristin May (2010)	1.000 (71 ch.)
♦Monica Alnes (2010)	1.000 (70 ch.)
♦Eva Sahatdjan (2010)	1.000 (68 ch.)
♦Kelcy Murphy (2003)	1.000 (64 ch.)
♦Frankie Orlando (2014)	1.000 (61 ch.)
♦Danielle Touhey (2005)	1.000 (59 ch.)
♦Hayley Miles (2012)	1.000 (52 ch.)
♦Shauna Fisher (2001)	1.000 (52 ch.)
♦Kristin May (2011)	1.000 (42 ch.)
♦Monica Downey (2014)	1.000 (36 ch.)
♦Kellie Nordhagen (2000)	1.000 (36 ch.)

▷ **CHANCES**

1. ♦Sydnee Cable (2015)	181
2. ♦Taylor Adams (2018)	180
3. ♦Sydnee Cable (2017)	169
4. ♦Megan McDonald (2007)	154
5. ♦Megan McDonald (2008)	146
6. ♦Lacey Craft (2004)	142
7. ♦Summer Ehram (2002)	139

▷ **PUTOUTS**

1. ♦Taylor Adams (2018)	175
2. ♦Sydnee Cable (2015)	172
3. ♦Sydnee Cable (2017)	159
4. ♦Megan McDonald (2007)	137
5. ♦Megan McDonald (2008)	134
6. ♦Summer Ehram (2002)	128
7. ♦Lacey Craft (2004)	125

▷ **ASSISTS**

1. ♦Shelby Thompson (2018)	68
2. ♦Shelby Thompson (2017)	66
♦Samantha Camello (2016)	66
4. ♦Kelcy Murphy (2002)	63
5. ♦Molly Sturdivant (2017)	59
6. ♦Tashie Aguinaga (2000)	57
7. ♦Molly Sturdivant (2016)	56

▷ **CAUGHT STEALING BY (since 2002)**

1. ♦Megan McDonald (2007)	12
2. ♦Jenavee Peres (2015)	6
3. ♦Molly Sturdivant (2018)	5
4. ♦Frankie Orlando (2016)	4
5. ♦Kristin May (2013)	3
♦Megan McDonald (2008)	3
♦Erin Floros (2006)	3
♦Megan McDonald (2005)	3

▷ **CAUGHT STEALING % (min. 3 att) (since '02)**

1. ♦Jenavee Peres (2015)	.667
2. ♦Megan McDonald (2005)	.600
3. ♦Megan McDonald (2007)	.522
4. ♦Eva Sahatdjan (2011)	.500
5. ♦Eva Sahatdjan (2010)	.400
6. ♦Erin Floros (2006)	.375
7. ♦Molly Sturdivant (2018)	.333
♦Dominique Dinner (2014)	.333



**AZTEC FRESHMEN SEASON RECORDS** (*BOLD* indicates happened this season; ♦ indicates happened in Van Wyk era)

**OFFENSIVE RECORDS**

▷ **BATTING AVG.** (*min. 100 AB*)

1. ♦Erin Floros (2006) .388
2. ♦Brittany Knudsen (2007) .386
3. ♦Monica Alnes (2006) .379
4. ♦Erryn Gutjahr (1996) .358
5. ♦Sydnee Cable (2014) .356

▷ **ON-BASE PCT.** (*min. 100 AB*)

1. ♦Sydnee Cable (2014) .515
2. ♦Erin Floros (2006) .467
3. ♦Brittany Knudsen (2007) .464
4. ♦Monica Alnes (2006) .447
5. ♦Hayley Miles (2011) .440

▷ **SLUGGING PCT.** (*min. 100 AB*)

1. ♦Lorena Bauer (2011) .633
2. ♦Jenavee Peres (2015) .575
3. ♦Erin Floros (2006) .558
4. ♦Monica Alnes (2006) .557
5. ♦Shelby Thompson (2017) .556

▷ **OPS PCT. (OB% + SLG%)** (*min. 100 AB*)

1. ♦Erin Floros (2006) 1.025
2. ♦Monica Alnes (2006) 1.004
3. ♦Shelby Thompson (2017) .990
4. ♦Hayley Miles (2011) .988
- ♦Brittany Knudsen (2007) .988

▷ **GAMES PLAYED**

1. ♦Janna Kovensky (2001) 65
2. ♦Jen Wisneski (2008) 61
3. ♦Jackie Eigner (1997) 60
4. ♦Sydnee Cable (2014) 59
- Stephanie Chapel (1990) 59

▷ **GAMES STARTED** (*since 1991*)

1. ♦Janna Kovensky (2001) 65
2. ♦Jen Wisneski (2008) 60
- ♦Jackie Eigner (1997) 60
4. ♦Sydnee Cable (2014) 59
5. ♦Brittany Knudsen (2007) 54
- ♦Kristen Carranza (2005) 54
- ♦Erryn Gutjahr (1996) 54

▷ **AT BATS**

1. ♦Janna Kovensky (2001) 193
2. Stephanie Chapel (1990) 179
3. ♦Kelley Santa Cruz (1996) 175
4. ♦Jackie Eigner (1997) 174
5. ♦Erryn Gutjahr (1996) 173

▷ **RUNS**

1. ♦Brittany Knudsen (2007) 39
2. ♦Janna Kovensky (2001) 35
3. ♦Hayley Miles (2011) 33
- ♦Monica Alnes (2006) 33
5. ♦Jenavee Peres (2015) 30
- ♦Erin Floros (2006) 30

▷ **HITS**

1. ♦Brittany Knudsen (2007) 64
2. ♦Erryn Gutjahr (1996) 62
3. ♦Jenavee Peres (2015) 58
4. ♦Erin Floros (2006) 57
5. ♦Janna Kovensky (2001) 55

▷ **EXTRA-BASE HITS**

1. ♦Lorena Bauer (2011) 25
2. ♦Jenavee Peres (2015) 20
3. ♦Hayley Miles (2011) 19
4. ♦Monica Alnes (2006) 17
- ♦Erin Floros (2006) 17

▷ **SINGLES**

1. ♦Brittany Knudsen (2007) 52

▷ **DOUBLES**

1. ♦Erin Floros (2006) 13
2. ♦Monica Alnes (2006) 12
3. ♦Jenavee Peres (2015) 11
- ♦Hayley Miles (2011) 11
- ♦Erryn Gutjahr (1996) 11

▷ **TRIPLES**

1. ♦Kayla Jordan (2012) 5
2. ♦Hayley Miles (2011) 4
- Stephanie Chapel (1990) 4
4. ♦Brittany Knudsen (2007) 3
- ♦Kristen Carranza (2005) 3
- ♦Kellie Nordhagen (1999) 3

▷ **HOME RUNS**

1. ♦Lorena Bauer (2011) 15
2. ♦Jenavee Peres (2015) 9
3. ♦Shelby Thompson (2017) 7
4. ♦Molly Sturdivant (2016) 6
5. ♦Jaylene Ignacio (2014) 5
- ♦Hayley Miles (2011) 5
- ♦Sarah Hershman (1999) 5

▷ **RUNS BATTED IN**

1. ♦Jenavee Peres (2015) 48
- ♦Lorena Bauer (2011) 48
3. ♦Molly Sturdivant (2016) 32
- ♦Sydnee Cable (2014) 32
- ♦Monica Alnes (2006) 32

▷ **TOTAL BASES**

1. ♦Jenavee Peres (2015) 96
2. ♦Lorena Bauer (2011) 93
3. ♦Brittany Knudsen (2007) 87
- ♦Erryn Gutjahr (1996) 87
5. ♦Hayley Miles (2011) 86

▷ **WALKS**

1. ♦Sydnee Cable (2014) 36
2. ♦Brittany Knudsen (2007) 24
3. ♦Hayley Miles (2011) 22
- ♦Janna Kovensky (2001) 22
5. ♦Melissa Owens (2006) 21
- ♦Jackie Eigner (1997) 21

▷ **TIMES HIT BY PITCH** (*since 1981*)

1. ♦Sydnee Cable (2014) 14
2. ♦Taylor Adams (2018) 7
3. ♦Kristen Carranza (2005) 6
4. ♦Jenavee Peres (2015) 5
- ♦Hayley Miles (2011) 5
- ♦Megan McDonald (2005) 5

▷ **STOLEN BASES**

1. ♦Kelley Santa Cruz (1996) 23
2. ♦Jackie Eigner (1997) 18
- Lori Turken (1982) 18
4. ♦Stefanie Quichocho-Rosario (2007) 15
5. ♦Kayla Jordan (2012) 12

▷ **STOLEN BASE %** (*since '83; min. 8 att*)

1. Lori Turken (1982) 1.000 (18/18)
2. ♦Stefanie Quichocho-Rosario (2007) .938
3. ♦Kelley Santa Cruz (1996) .920
4. ♦Janna Kovensky (2001) .900
5. ♦Chrystal Friesen (1993) .889

▷ **SACRIFICE HITS**

1. ♦Janna Kovensky (2001) 9
- ♦Jackie Eigner (1997) 9
3. ♦Jen Wisneski (2008) 8
- ♦Joann Figueroa (2001) 8
5. ♦Christie Markham (2005) 7
- ♦Deanna Richards (2003) 7

▷ **SACRIFICE FLIES** (*since 1983*)

1. ♦Molly Sturdivant (2016) 5
2. ♦Kelly Bunker (1999) 4
3. ♦Jenavee Peres (2015) 3
- ♦Lorena Bauer (2011) 3
- Stephanie Chapel (1990) 3
6. ♦Frankie Orlando (2014) 2
- ♦Kristin May (2010) 2
- ♦Monica Alnes (2006) 2
- ♦Megan McDonald (2005) 2
- ♦Kellie Nordhagen (1999) 2
- ♦Erryn Gutjahr (1996) 2

**PITCHING RECORDS**

▷ **WINS**

1. ♦Bre DeSanta (2002) 20
2. ♦Bailey Micetich (2009) 19
3. ♦Sandra Durazo (1999) 18

▷ **WIN PCT.** (*min. 12 decisions*)

1. ♦Bailey Micetich (2009) .731
2. ♦Danielle O'Toole (2013) .700
3. ♦Bre DeSanta (2002) .690

▷ **EARNED RUN AVG.** (*min. 80 IP*)

1. Patty Mackey (1980) 1.01
2. ♦Bre DeSanta (2003) 1.36
3. ♦Danielle O'Toole (2013) 1.71
- ♦Bailey Micetich (2009) 1.71

▷ **APPEARANCES**

1. ♦Bre DeSanta (2002) 46
2. ♦Bailey Micetich (2009) 38
3. ♦Tara Atkins (1998) 36

▷ **GAMES STARTED**

1. MarQuessa Penrod (1993) 29
2. ♦Celena Velasquez (2003) 26
- ♦Bre DeSanta (2002) 26

▷ **COMPLETE GAMES**

1. MarQuessa Penrod (1993) 24
2. Michelle Wesson (1988) 21
3. ♦Bre DeSanta (2002) 20

▷ **SOLO SHUTOUTS** (*since 1999*)

1. ♦Bailey Micetich (2009) 7
2. ♦Tara Atkins (1998) 5
- ♦Sandra Durazo (1998) 5

▷ **TOTAL SHUTOUTS**

1. ♦Bailey Micetich (2009) 11
2. ♦Bre DeSanta (2003) 10

▷ **SAVES**

1. ♦Bre DeSanta (2002) 6
2. ♦Erica Romero (2014) 2
- ♦Deanna Richards (2003) 2
- ♦Tara Atkins (1998) 2
- Michelle Wesson (1988) 2

▷ **INNINGS PITCHED**

1. ♦Bre DeSanta (2002) 211.2
2. MarQuessa Penrod (1993) 197.0
3. Michelle Wesson (1988) 184.1

▷ **STRIKEOUTS**

1. ♦Bailey Micetich (2009) 180
2. ♦Bre DeSanta (2002) 155
3. ♦Tara Atkins (1998) 127

▷ **K'S PER 7 INNINGS** (*min. 80 IP*)

1. ♦Bailey Micetich (2009) 6.94
2. ♦Celena Velasquez (2003) 5.44
3. ♦Bre DeSanta (2002) 5.13

▷ **WALKS PER 7 INNINGS** (*min. 80 IP*)

1. ♦Celena Velasquez (2003) 0.83
2. ♦Deanna Richards (2003) 1.25
3. ♦Bailey Micetich (2009) 1.35

▷ **K/BB RATIO** (*min. 80 IP*)

1. ♦Celena Velasquez (2003) 6.53
2. ♦Bailey Micetich (2009) 5.14

▷ **OPP. AVG.** (*min. 80 IP*) (*since 1991*)

1. ♦Bre DeSanta (2002) .205
2. ♦Celena Velasquez (2003) .224
3. ♦Deanna Richards (2003) .240

▷ **WHIP (Walks+Hits/IP)** (*min. 80 IP*)

1. Lisa Mackey (1980) 0.862

**DEFENSIVE RECORDS**

▷ **FIELDING %** (*since '81, min. 120 chances*)

1. ♦Kristin May (2010) .994
2. ♦Erin Floros (2006) .993
3. ♦Monica Alnes (2006) .9920
4. ♦Taylor Adams (2018) .9917
5. ♦Megan McDonald (2005) .984

▷ **CHANCES** (*since 1981*)

1. ♦Monica Alnes (2006) 376
2. ♦Erryn Gutjahr (1996) 365
3. ♦Taylor Adams (2018) 361
4. ♦Jenny Briscoe (1995) 316
5. ♦Jackie Eigner (1997) 299

▷ **PUTOUTS** (*since 1981*)

1. ♦Taylor Adams (2018) 352
2. ♦Monica Alnes (2006) 348
3. ♦Erryn Gutjahr (1996) 318
4. ♦Jenny Briscoe (1995) 267
5. ♦Erin Floros (2006) 265

▷ **ASSISTS** (*since 1981*)

1. ♦Jackie Eigner (1997) 184
2. ♦Shelby Thompson (2017) 131
3. ♦Molly Sturdivant (2016) 130
4. ♦Aimee Dine (1997) 121
5. ♦Monica Downey (2013) 118
- ♦Jennifer Droback (1988) 118

2019 Statistics for Aztec Softball - Record: 15-16 (Home: 7-5; Away: 2-5; Neutral: 6-6; MW: 3-3)

Overall Batting Statistics

Player	AVG	GP-GS	AB	R	H	2B	3B	HR	RBI	TB	SLG%	BB	HBP	SO	GDP	OB%	SF	SH	SB-ATT	PO	A	E	FLD%
ADAMS, Taylor	.373	30-29	83	12	31	5	0	3	17	45	.542	3	0	6	0	.391	1	1	2-2	198	6	3	.986
STURDIVANT, Molly	.308	29-29	78	8	24	6	0	0	7	30	.385	5	7	11	0	.396	1	1	0-0	119	29	4	.974
AYERS, Maddi	.304	22-20	56	3	17	4	0	0	2	21	.375	7	0	9	1	.381	0	0	0-0	17	7	1	.960
WRIGHT, Kiera	.295	30-30	95	21	28	1	1	0	4	31	.326	12	0	15	0	.374	0	0	15-15	35	0	1	.972
MUNOZ, Kelsey	.276	31-31	87	11	24	3	0	3	13	36	.414	9	1	9	0	.351	0	2	0-1	32	64	7	.932
THOMPSON, Shelby	.273	26-26	66	5	18	3	0	1	11	24	.364	12	1	7	2	.383	2	1	0-1	35	38	7	.913
BYRD, Katie	.270	26-26	74	11	20	2	0	0	8	22	.297	6	3	8	1	.349	0	4	2-2	50	43	4	.959
PARKER, Kristen	.200	27-21	55	5	11	0	0	0	8	11	.200	4	0	7	1	.254	0	2	4-4	39	0	2	.951
FRASER, Kylie	.167	21-12	42	1	7	1	0	0	2	8	.190	3	0	10	2	.222	0	0	0-0	4	1	2	.714
GARCIA, Alicia	.167	28-18	36	2	6	2	0	1	3	11	.306	3	0	6	0	.231	0	1	0-0	5	28	1	.971
SMITH, Megan	.158	26-14	38	5	6	0	0	0	0	6	.158	4	0	8	0	.238	0	0	2-2	11	2	2	.867
-----																							
CORDOLA, Jessica	.227	13-6	22	2	5	2	0	0	3	7	.318	0	1	4	0	.261	0	0	0-0	2	5	1	.875
UMI, Alizae	.071	9-7	14	0	1	0	0	0	0	1	.071	0	0	4	2	.071	0	1	0-0	19	2	0	1.000
METCALFE, Aris	.063	25-6	16	5	1	0	0	0	1	1	.063	1	0	4	0	.118	0	1	5-7	9	1	0	1.000
BARTH, Paige	.059	11-7	17	2	1	1	0	0	1	2	.118	1	0	2	0	.111	0	2	0-0	8	1	0	1.000
JUSAY, Janina	.000	20-2	6	2	0	0	0	0	0	0	.000	0	0	3	0	.000	0	0	0-0	5	0	0	1.000
MORENO, Marissa	.000	21-13	0	0	0	0	0	0	0	0	.000	0	0	0	0	.000	0	0	0-0	0	15	2	.882
JAMES, MJ	.000	19-13	0	0	0	0	0	0	0	0	.000	0	0	0	0	.000	0	0	0-0	3	22	0	1.000
OLIVARRIA, Gaby	.000	9-0	0	4	0	0	0	0	0	0	.000	0	0	0	0	.000	0	0	0-0	0	0	0	.000
SOK, Kayla	.000	11-0	0	3	0	0	0	0	0	0	.000	0	0	0	0	.000	0	0	2-2	0	0	0	.000
<b>TOTALS</b>	<b>.255</b>	<b>31-31</b>	<b>785</b>	<b>102</b>	<b>200</b>	<b>30</b>	<b>1</b>	<b>8</b>	<b>80</b>	<b>256</b>	<b>.326</b>	<b>70</b>	<b>13</b>	<b>113</b>	<b>9</b>	<b>.325</b>	<b>4</b>	<b>16</b>	<b>32-36</b>	<b>591</b>	<b>264</b>	<b>37</b>	<b>.959</b>
<b>OPPONENTS</b>	<b>.293</b>	<b>31-31</b>	<b>815</b>	<b>166</b>	<b>239</b>	<b>28</b>	<b>6</b>	<b>25</b>	<b>140</b>	<b>354</b>	<b>.434</b>	<b>110</b>	<b>21</b>	<b>119</b>	<b>8</b>	<b>.389</b>	<b>6</b>	<b>17</b>	<b>28-36</b>	<b>591</b>	<b>281</b>	<b>45</b>	<b>.951</b>

Totals: LOB - Team (195), Opp (212). DPs turned - Team (11), Opp (12). IBB - Team (1), STURDIVANT 1, Opp (1). Picked off - WRIGHT 1.

Overall Pitching Statistics

Player	ERA	W-L	APP	GS	CG	SH/CBO	SV	IP	H	R	ER	BB	SO	2B	3B	HR	AB	B/Avg	WP	HBP	BK	SFA	SHA
MORENO, Marissa	4.35	7-5	21	11	4	2/0	2	72.1	71	54	45	41	70	8	1	8	279	.254	5	5	0	3	5
GARCIA, Alicia	4.57	5-5	21	7	1	0/0	0	56.2	65	43	37	34	30	7	3	10	229	.284	4	3	0	2	5
JAMES, MJ	5.41	3-6	19	13	2	0/0	0	66.0	103	69	51	33	17	13	2	7	301	.342	15	12	0	1	7
-----																							
MUNOZ, Kelsey	0.00	0-0	2	0	0	0/0	0	2.0	0	0	0	2	2	0	0	0	6	.000	1	1	0	0	0
<b>TOTALS</b>	<b>4.69</b>	<b>15-16</b>	<b>31</b>	<b>31</b>	<b>7</b>	<b>2/0</b>	<b>2</b>	<b>197.0</b>	<b>239</b>	<b>166</b>	<b>132</b>	<b>110</b>	<b>119</b>	<b>28</b>	<b>6</b>	<b>25</b>	<b>815</b>	<b>.293</b>	<b>25</b>	<b>21</b>	<b>0</b>	<b>6</b>	<b>17</b>
<b>OPPONENTS</b>	<b>2.31</b>	<b>16-15</b>	<b>31</b>	<b>31</b>	<b>12</b>	<b>9/4</b>	<b>1</b>	<b>197.0</b>	<b>200</b>	<b>102</b>	<b>65</b>	<b>70</b>	<b>113</b>	<b>30</b>	<b>1</b>	<b>8</b>	<b>785</b>	<b>.255</b>	<b>13</b>	<b>13</b>	<b>0</b>	<b>4</b>	<b>16</b>

Overall Fielding Statistics

Player	C	PO	A	E	FLD%	DPs	SBA	CSB	SBA%	PB	CI
JAMES, MJ	25	3	22	0	1.000	1	0	0	-	0	0
UMI, Alizae	21	19	2	0	1.000	0	11	1	.917	3	0
METCALFE, Aris	10	9	1	0	1.000	0	0	0	-	0	0
BARTH, Paige	9	8	1	0	1.000	0	0	0	-	0	0
JUSAY, Janina	5	5	0	0	1.000	0	0	0	-	0	0
ADAMS, Taylor	207	198	6	3	.986	11	0	0	-	0	0
STURDIVANT, Molly	152	119	29	4	.974	1	15	6	.714	7	0
WRIGHT, Kiera	36	35	0	1	.972	0	0	0	-	0	0
GARCIA, Alicia	34	5	28	1	.971	2	0	0	-	0	0
AYERS, Maddi	25	17	7	1	.960	0	0	0	-	0	0
BYRD, Katie	97	50	43	4	.959	4	0	0	-	0	0
PARKER, Kristen	41	39	0	2	.951	0	0	0	-	0	0
MUNOZ, Kelsey	103	32	64	7	.932	6	0	0	-	0	0
THOMPSON, Shelby	80	35	38	7	.913	3	0	0	-	0	0
MORENO, Marissa	17	0	15	2	.882	0	0	0	-	0	0
CORDOLA, Jessica	8	2	5	1	.875	0	0	0	-	0	0
SMITH, Megan	15	11	2	2	.867	0	0	0	-	0	0
FRASER, Kylie	7	4	1	2	.714	0	2	1	.667	0	0
SOK, Kayla	0	0	0	0	.000	0	0	0	-	0	0
OLIVARRIA, Gaby	0	0	0	0	.000	0	0	0	-	0	0
<b>TOTALS</b>	<b>892</b>	<b>591</b>	<b>264</b>	<b>37</b>	<b>.959</b>	<b>11</b>	<b>28</b>	<b>8</b>	<b>.778</b>	<b>10</b>	<b>0</b>
<b>OPPONENTS</b>	<b>917</b>	<b>591</b>	<b>281</b>	<b>45</b>	<b>.951</b>	<b>12</b>	<b>32</b>	<b>4</b>	<b>.889</b>	<b>6</b>	<b>0</b>

Totals: PB - Team (10), STURDIVANT 7, UMI 3, Opp (6). Pickoffs - Team (0), Opp (1). SBA/ATT - STURDIVANT (15-21), UMI (11-12), FRASER (2-3).

Hitting minimums - 1 Game 1.0 TPA/Game

Pitching minimums - 1 Game 5 IP 1.0 IP/Game

MW Statistics for Aztec Softball - Record: 3-3 (Home: 2-1; Away: 1-2)

2019 Mountain West Batting Statistics

Player	AVG	GP-GS	AB	R	H	2B	3B	HR	RBI	TB	SLG%	BB	HBP	SO	GDP	OB%	SF	SH	SB-ATT	PO	A	E	FLD%
ADAMS, Taylor	.556	6-6	18	4	10	1	0	3	8	20	1.111	1	0	0	0	.579	0	0	0-0	28	0	0	1.000
THOMPSON, Shelby	.353	6-6	17	2	6	0	0	1	2	9	.529	1	1	0	1	.421	0	0	0-1	8	9	2	.895
STURDIVANT, Molly	.333	6-6	12	2	4	1	0	0	2	5	.417	3	2	1	0	.500	1	0	0-0	31	1	0	1.000
PARKER, Kristen	.333	6-4	9	2	3	0	0	0	2	3	.333	1	0	0	0	.400	0	0	2-2	10	0	1	.909
WRIGHT, Kiera	.313	5-5	16	4	5	0	0	0	0	5	.313	3	0	5	0	.421	0	0	2-2	9	0	0	1.000
BYRD, Katie	.263	6-6	19	1	5	2	0	0	2	7	.368	0	1	5	0	.300	0	1	0-0	11	11	0	1.000
FRASER, Kylie	.214	6-5	14	0	3	1	0	0	1	4	.286	0	0	1	1	.214	0	0	0-0	0	0	0	.000
AYERS, Maddi	.176	6-6	17	1	3	2	0	0	0	5	.294	2	0	6	0	.263	0	0	0-0	4	0	0	1.000
MUNOZ, Kelsey	.167	6-6	12	1	2	0	0	0	0	2	.167	3	1	1	0	.375	0	2	0-1	9	7	2	.889
-----																							
GARCIA, Alicia	.000	5-2	4	0	0	0	0	0	0	0	.000	0	0	1	0	.000	0	0	0-0	0	4	0	1.000
SMITH, Megan	.000	3-2	4	1	0	0	0	0	0	0	.000	0	0	1	0	.000	0	0	0-0	0	1	0	1.000
METCALFE, Aris	.000	4-1	2	1	0	0	0	0	0	0	.000	0	0	2	0	.000	0	0	0-1	1	1	0	1.000
CORDOLA, Jessica	.000	1-0	1	0	0	0	0	0	0	0	.000	0	0	1	0	.000	0	0	0-0	0	0	0	.000
UMI, Alizae	.000	1-0	1	0	0	0	0	0	0	0	.000	0	0	1	0	.000	0	0	0-0	0	0	0	.000
MORENO, Marissa	.000	5-3	0	0	0	0	0	0	0	0	.000	0	0	0	0	.000	0	0	0-0	0	2	0	1.000
JUSAY, Janina	.000	6-0	0	0	0	0	0	0	0	0	.000	0	0	0	0	.000	0	0	0-0	3	0	0	1.000
JAMES, MJ	.000	4-2	0	0	0	0	0	0	0	0	.000	0	0	0	0	.000	0	0	0-0	0	1	0	1.000
BARTH, Paige	.000	1-0	0	0	0	0	0	0	0	0	.000	0	0	0	0	.000	0	0	0-0	0	0	0	.000
OLIVARRIA, Gaby	.000	2-0	0	1	0	0	0	0	0	0	.000	0	0	0	0	.000	0	0	0-0	0	0	0	.000
<b>TOTALS</b>	<b>.281</b>	<b>6-6</b>	<b>146</b>	<b>20</b>	<b>41</b>	<b>7</b>	<b>0</b>	<b>4</b>	<b>17</b>	<b>60</b>	<b>.411</b>	<b>14</b>	<b>5</b>	<b>25</b>	<b>2</b>	<b>.361</b>	<b>1</b>	<b>3</b>	<b>4-7</b>	<b>114</b>	<b>37</b>	<b>5</b>	<b>.968</b>
<b>OPPONENTS</b>	<b>.319</b>	<b>6-6</b>	<b>163</b>	<b>39</b>	<b>52</b>	<b>2</b>	<b>3</b>	<b>10</b>	<b>37</b>	<b>90</b>	<b>.552</b>	<b>22</b>	<b>3</b>	<b>30</b>	<b>3</b>	<b>.407</b>	<b>1</b>	<b>1</b>	<b>2-2</b>	<b>114</b>	<b>53</b>	<b>5</b>	<b>.971</b>

Totals: LOB - Team (35), Opp (37). DPs turned - Team (3), Opp (2).

2019 Mountain West Pitching Statistics

Player	ERA	W-L	APP	GS	CG	SH/CBO	SV	IP	H	R	ER	BB	SO	2B	3B	HR	AB	B/Avg	WP	HBP	BK	SFA	SHA
GARCIA, Alicia	5.56	1-0	5	1	0	0/0	0	11.1	17	10	9	6	9	0	2	4	50	.340	1	1	0	0	0
JAMES, MJ	5.73	0-1	4	2	0	0/0	0	11.0	22	15	9	2	1	2	1	2	57	.386	0	1	0	1	0
MORENO, Marissa	6.26	2-2	5	3	1	0/0	1	15.2	13	14	14	14	20	0	0	4	56	.232	0	1	0	0	1
<b>TOTALS</b>	<b>5.89</b>	<b>3-3</b>	<b>6</b>	<b>6</b>	<b>1</b>	<b>0/0</b>	<b>1</b>	<b>38.0</b>	<b>52</b>	<b>39</b>	<b>32</b>	<b>22</b>	<b>30</b>	<b>2</b>	<b>3</b>	<b>10</b>	<b>163</b>	<b>.319</b>	<b>1</b>	<b>3</b>	<b>0</b>	<b>1</b>	<b>1</b>
<b>OPPONENTS</b>	<b>2.95</b>	<b>3-3</b>	<b>6</b>	<b>6</b>	<b>2</b>	<b>1/1</b>	<b>0</b>	<b>38.0</b>	<b>41</b>	<b>20</b>	<b>16</b>	<b>14</b>	<b>25</b>	<b>7</b>	<b>0</b>	<b>4</b>	<b>146</b>	<b>.281</b>	<b>8</b>	<b>5</b>	<b>0</b>	<b>1</b>	<b>3</b>

2019 Mountain West Fielding Statistics


Player	C	PO	A	E	FLD%	DPS	SBA	CSB	SBA%	PB	CI
STURDIVANT, Molly	32	31	1	0	1.000	0	2	0	1.000	1	0
ADAMS, Taylor	28	28	0	0	1.000	3	0	0	-	0	0
BYRD, Katie	22	11	11	0	1.000	2	0	0	-	0	0
WRIGHT, Kiera	9	9	0	0	1.000	0	0	0	-	0	0
AYERS, Maddi	4	4	0	0	1.000	0	0	0	-	0	0
GARCIA, Alicia	4	0	4	0	1.000	1	0	0	-	0	0
JUSAY, Janina	3	3	0	0	1.000	0	0	0	-	0	0
MORENO, Marissa	2	0	2	0	1.000	0	0	0	-	0	0
METCALFE, Aris	2	1	1	0	1.000	0	0	0	-	0	0
SMITH, Megan	1	0	1	0	1.000	0	0	0	-	0	0
JAMES, MJ	1	0	1	0	1.000	0	0	0	-	0	0
PARKER, Kristen	11	10	0	1	.909	0	0	0	-	0	0
THOMPSON, Shelby	19	8	9	2	.895	1	0	0	-	0	0
MUNOZ, Kelsey	18	9	7	2	.889	2	0	0	-	0	0
OLIVARRIA, Gaby	0	0	0	0	.000	0	0	0	-	0	0
CORDOLA, Jessica	0	0	0	0	.000	0	0	0	-	0	0
BARTH, Paige	0	0	0	0	.000	0	0	0	-	0	0
UMI, Alizae	0	0	0	0	.000	0	0	0	-	1	0
FRASER, Kylie	0	0	0	0	.000	0	0	0	-	0	0
<b>TOTALS</b>	<b>156</b>	<b>114</b>	<b>37</b>	<b>5</b>	<b>.968</b>	<b>3</b>	<b>2</b>	<b>0</b>	<b>1.000</b>	<b>2</b>	<b>0</b>
<b>OPPONENTS</b>	<b>172</b>	<b>114</b>	<b>53</b>	<b>5</b>	<b>.971</b>	<b>2</b>	<b>4</b>	<b>3</b>	<b>.571</b>	<b>2</b>	<b>0</b>

Totals: PB - Team (2), STURDIVANT 1, UMI 1, Opp (2). SBA/ATT - STURDIVANT (2-2).


Hitting minimums - 1 Game 1.0 TPA/Game

Pitching minimums - 1 Game 5 IP 1.0 IP/Game


# BROADCAST ROSTER



**00**  
**Aris Metcalfe**  
 Sr. • OF • 5-4 • L/R  
 Compton, Calif.




**1**  
**Megan Smith**  
 Jr. • OF • 5-4 • L/R  
 Valencia, Calif.




**2**  
**Paris Nguyen**  
 Fr. • SS/2B • 5-5 • R/R  
 Lake Elsinore, Calif.




**3**  
**Gaby Olivarria**  
 So. • UTIL • 5-5 • L/R  
 San Diego, Calif.




**4**  
**Kristen Parker**  
 Jr. • OF • 5-4 • R/R  
 San Diego, Calif.




**7**  
**Kayla Sok**  
 Sr. • MI/OF • 5-4 • R/R  
 Glendora, Calif.




**8**  
**Janina Jusay**  
 So. • OF • 5-5 • R/R  
 San Diego, Calif.




**9**  
**Alicia Garcia**  
 Jr. • P • 5-8 • R/R  
 San Diego, Calif.



**11**  
**Katie Byrd**  
 Sr. • 2B • 5-6 • R/R  
 Santee, Calif.




**12**  
**Maddi Ayers**  
 Fr. • IF • 5-6 • R/R  
 Sacramento, Calif.



**15**  
**Jessica Cordola**  
 Fr. • IF • 5-9 • R/R  
 Santa Clarita, Calif.



**15**  
**Alizae Umi**  
 So. • C • 5-5 • R/R  
 Torrance, Calif.




**19**  
**Hannah Johnson**  
 So. • P • 5-6 • R/R  
 La Habra, Calif.




**20**  
**Shelby Thompson**  
 Jr. • SS • 5-6 • R/R  
 Benicia, Calif.




**22**  
**Kiera Wright**  
 Jr. • OF • 5-6 • L/R  
 Riverside, Calif.



**26**  
**Kelsey Munoz**  
 So. • 3B • 5-10 • R/R  
 Chula Vista, Calif.



**27**  
**MJ James**  
 RS-Fr. • P • 6-0 • R/R  
 San Diego, Calif.




**28**  
**Paige Barth**  
 Fr. • IF • 5-5 • R/R  
 Newbury Park, Calif.




**31**  
**Molly Sturdivant**  
 Sr. • C/3B • 5-6 • R/R  
 Santa Ana, Calif.



**33**  
**Marissa Moreno**  
 Jr. • P • 5-11 • R/R  
 Torrance, Calif.



**43**  
**Kylie Fraser**  
 Fr. • C/IF • 5-9 • R/R  
 Redondo Beach, Calif.



**99**  
**Taylor Adams**  
 So. • 1B • 5-9 • R/R  
 Mill Creek, Wash.



**Kathy Van Wyk**  
 Head Coach - 23rd Season  
 Cal State Fullerton, 1983



**Stacey Nuvevan Deniz**  
 Associate Head Coach - 11th season  
 UCLA, 2002



**Mia Longfellow**  
 Assistant Coach - 10th season  
 Oregon State, 2007