


# AZTEC RECORDS



TEAM & INDIVIDUAL RECORDS · ANNUAL LEADERS · YEAR-BY-YEAR STATISTICS



# TEAM RECORDS

## AZTEC TEAM RECORDS

### Points

Game High - 132, vs. Utah State, 12/16/83  
Game Low - 22, at Utah, 2/20/03  
Season High - 2,600 (1988-89)  
Season Low - 1,084 (1976-77)

### Scoring Average

Season High - 86.6 (2,597 pts. in 30 gm.), 1983-84  
Season Low - 52.1 (1,435 pts. in 27 gm.), 2005-06

### Field Goals

Game High - 58, vs. Utah State, 12/16/83  
Game Low - 8, at Utah, 2/20/03; vs. Utah, 2/5/04  
Season High - 1,098 (1983-84)  
Season Low - 421 (1976-77)

### Field Goals Attempts

Game High - 96, vs. Utah State, 12/16/83  
Game Low - 35, vs. Long Beach State, 1/23/82  
Season High - 2,228 (1988-89)  
Season Low - 1,321 (1976-77)

### Field Goal Percentage

Game High - .681 (32-47), vs. Illinois State, 11/24/00  
High Half - .836, vs. Cal State Fullerton, 1/14/82  
Game Low - .190 (8-42), vs. Utah, 2/5/04  
Season High - .494 (1098-2222), (1983-84)  
Season Low - .319 (421-1321), (1976-77)

### 3-Point Field Goals

Game High - 17, vs. Utah Valley State, 2/10/05  
Game Low - 0, many times, last vs. Nevada, 3/11/14  
Season High - 204 (2016-17)  
Season Low - 4 (1987-88)

### 3-Point Field Goal Attempts

Game High - 30, at San José State, 1/11/17  
Game Low - 0, many times, last at TCU, 2/4/12  
Season High - 639 (2016-17)  
Season Low - 24 (1987-88)

### 3-Point Field Goal Percentage

Game High - 1.000, many times, last: vs. New Mexico, 3/11/94  
Game Low - .000, many times, last: vs. Nevada, 3/11/14  
Season High - .404 (64-161) (1993-94)  
Season Low - .146 (6-41) (1991-92)

### Free Throws

Game High - 31, vs. Duquesne, 12/30/98  
Game Low - 0, six times, last: at UC Davis, 12/3/05  
Season High - 527 (1988-89)  
Season Low - 240 (1976-77)

### Free Throw Attempts

Game High - 45, vs. Colorado, 1/9/81  
Game Low - 0, vs. Utah, 1/25/03  
Season High - 796 (1980-81)  
Season Low - 395 (1976-77)

### Free Throw Percentage - (min. 10 att.)

Game High - 1.000 (20-20), vs. UCLA, 2/2/81;  
(10-10), vs. Boise State, 3/9/13  
Game Low - .000, vs. Cal State Fullerton, 1/22/90;  
vs. Wyoming, 2/14/02; at UC Davis, 12/3/05  
Season High - .745 (475-638) (1981-82)  
Season Low - .512 (264-516) (1992-93)

### Rebounds

Game High - 76, vs. Pepperdine, 12/12/77  
Game Low - 14, vs. USC, 2/5/80  
Season High - 1,479 (1988-89)  
Season Low - 735 (1998-99)

### Assists

Game High - 34, vs. UTEP, 1/14/84; vs. UCSB, 1/7/84  
Game Low - 1, vs. UC Irvine, 2/15/82  
Season High - 637 (1983-84)  
Season Low - 188 (1976-77)

### Turnovers

Game High - 48, vs. UCLA, 2/23/79  
Game Low - 6, Twice, Last: at Wyoming, 2/1/17  
Season High - 726 (1985-86)  
Season Low - 420 (2016-17)

### Blocked Shots

Season High - 195 (2008-09)  
Season Low - 38 (2016-17)

### Steals

Season High - 555 (1983-84)  
Season Low - 178 (2016-17)

### Personal Fouls

Game High - 34, vs. Cal Poly, 12/18/76  
Game Low - 6, vs. Virginia, 12/27/81  
Season High - 674 (1985-86)  
Season Low - 429 (1999-00)

## OPPONENT TEAM RECORDS

### Points

Game High - 116, vs. Long Beach State, 3/8/86  
Game Low - 17, vs. San Diego, 12/11/78  
Season High - 2,423 (1985-86)  
Season Low - 1,467 (1976-77)

### Scoring Average

Season High - 78.2 (2,423 pts. in 31 gm.), 1985-86  
Season Low - 52.0 (1,559 pts. in 30 gm.), 1996-97

### Field Goals

Game High - 47, vs. Long Beach State, 2/10/86  
Game Low - 6, vs. Cal State Dominguez Hills, 11/18/12  
Season High - 973 (1984-85)  
Season Low - 421 (1976-77)

### Field Goal Attempts

Game High - 91, at Cal State Fullerton, 2/11/78;  
vs. Pepperdine, 12/12/77  
Game Low - 31, vs. San Diego, 12/11/78;  
vs. Cal State Dominguez Hills, 11/18/12  
Season High - 2,099 (1984-85)  
Season Low - 1,321 (1976-77)

### Field Goal Percentage

Game High - .680 (34-50), at UCLA, 1/25/79  
Game Low - .190 (8-42), vs. Air Force, 1/7/09  
Season High - .490 (905-1848) (1982-83)  
Season Low - .337 (632-1877) (2012-13)

### 3-Point Field Goals Made

Game High - 13, at Wyoming, 2/21/04  
Game Low - 0, many times, last: vs. UCSB, 3/20/13  
Season High - 255 (2013-14)  
Season Low - 49 (1987-88)

### 3-Point Field Goal Attempts

Game High - 49, at Sacramento State, 11/10/14  
Game Low - 0, many times, last vs. Auburn, 12/30/09  
Season High - 717 (2013-14)  
Season Low - 148 (1987-88)

### 3-Point Field Goal Percentage

Game High (min. 7) - .889 (8-9), at Pacific, 3/4/89  
Game Low - .000, many times, last vs. UCSB, 3/20/13  
Season High - .385, 119-309 (2005-06)  
Season Low - .269, 76-283 (1996-97)

### Free Throws

Game High - 37, at Wichita State, 11/19/05  
Game Low - 0, at San Diego, 2/10/82  
Season High - 462 (2011-12)  
Season Low - 219 (1981-82)

### Free Throw Attempts

Game High - 50, at Wichita State, 11/19/05  
Game Low - 1, vs. San Diego, 11/17/09  
Season High - 743 (1994-95)  
Season Low - 350 (1981-82)

### Free Throw Percentage

Game High (min. 10) - 1.000 (18-18), vs. Cal State Northridge,  
12/28/03; (12-12) at UC Davis, 12/3/05  
Game Low - .182 (2-11), vs. UNLV, 1/21/88  
Season High - .728 (385-529) (2004-05)  
Season Low - .601 (252-419) (1979-80)

### Rebounds

Game High - 71, at Cal State Fullerton, 1/25/83  
Game Low - 14, vs. Arizona, 1/31/81  
Season High - 1,291 (1977-78)  
Season Low - 894 (1978-79)

## AZTEC TEAM SCORING RECORDS

### Largest Victory Margin

(81) 98-17 vs. San Diego .....1978-79  
(75) 112-37 vs. Hardin-Simmons .....1984-85  
(70) 111-41 vs. Lewis-Clark State .....1983-84  
(68) 132-64 vs. Utah State .....1983-84  
(62) 97-35 vs. Fresno State .....1994-95

### Largest Losing Margin

(65) 38-103 vs. Cal Poly Pomona .....1976-77  
(64) 45-109 vs. Stanford .....1989-90  
(60) 44-104 vs. UCLA .....1977-78  
(60) 30-90 vs. UCLA .....1978-79  
(53) 45-98 vs. UCLA .....1976-77

### 100-Point Games (Opponent Score)

132 vs. Utah State (64) .....1983-84  
122 vs. UCSB (62) .....1983-84  
116 vs. Texas-El Paso (59) .....1983-84  
112 vs. Hardin-Simmons (37) .....1984-85  
111 vs. Lewis-Clark State (41) .....1983-84  
105 vs. Texas-El Paso (72) .....1982-83  
104 vs. Arizona State (82) .....1984-85  
103 vs. Pepperdine (81) .....1983-84  
103 vs. Northern Illinois (92) .....1987-88  
101 vs. Pacific (58) .....1987-88  
101 vs. McNeese State (55) .....1990-91  
101 vs. Colorado State (62) .....1991-92

# INDIVIDUAL RECORDS



*Chelsea Hopkins led the nation with an incredible four triple-doubles during her senior season in 2012-13.*

### Games Played

Season - 36 by Diena Pels, Monica Rebbe, Heidi Bauer, 1980-81  
Career - 128, Marsha Overton, 1980-83

### Minutes Played

Game - 50, Michelle Miles at UTEP, 1/19/91  
Season - 1,244, Judy Porter, 1980-81  
Career - 4,319, Judy Porter, 1980-83

### Points

Game - 46, Tina Hutchinson vs. Cal State Fullerton, 1/10/84  
Season - 898, Tina Hutchinson, 1983-84  
Career - 2,318, Judy Porter, 1980-83

### Scoring Average

Season - 29.9, Tina Hutchinson, 1983-84 (898/30 games)  
Career - 23.3, Chana Perry, 1988-89 (1,445/62 games)

### Field Goals

Game - 20, Tina Hutchinson vs. Utah State, 12/16/83;  
Chana Perry vs. Fresno State, 1/14/89  
Season - 383, Tina Hutchinson, 1983-84  
Career - 882, Judy Porter, 1980-83

### Field Goal Attempts

Game - 38, Tina Hutchinson at Long Beach State, 3/7/84  
Season - 717, Tina Hutchinson, 1983-84  
Career - 1,685, Judy Porter, 1980-83

### Field Goal Percentage

Game (Min. 10 att.) - 1.000 (10-10), Heidi Bauer vs. Arizona, 2/26/82  
Season (Min. 150 att.) - .667 (156-234), Michelle Suman, 1991-92  
Career (Min. 300 attempts) - .612 (524-858), Michelle Suman, 1992-95

### 3-Point Field Goals

Game - 8, Falisha Wright at Wyoming, 2/25/93;  
Carmelia Bloodsaw at UTEP, 1/19/91  
Season - 77, Courtney Clements, 2012-13; Jamey Cox, 2002-03  
Career - 249, Jamey Cox, 1999-2003

### 3-Point Field Goal Attempts

Game - 18, Jamey Cox vs. Wyoming, 2/8/03  
Season - 237, Jamey Cox, 2002-03  
Career - 693, Jamey Cox, 1999-2003

### 3-Point Field Goal Percentage

Season - .454, (49-108), Falisha Wright, 1991-92  
Career - .382, (206-539), Falisha Wright, 1992-95

### Free Throw Percentage

Game (Min. 10 att.) -  
1.000 (10-10), Quenese Davis vs. DePaul, 3/21/09  
1.000 (10-10), Chana Perry vs. Northern Illinois, 1/2/88  
Season - .920 (46-50), Lisa Stevens, 1986-87

### Free Throws

Game - 16, Tina Hutchinson vs. Cal State Fullerton, 1/10/84  
Season - 183, Judy Porter, 1981-82  
Career - 564, Judy Porter, 1980-83

### Rebounds


Game - 27, Chana Perry vs. Nevada, 11/25/88  
Season - 436, Judy Porter, 1980-81  
Career - 1,498, Judy Porter, 1980-83

### Rebounding Average


Season - 13.1, Chana Perry, 1988-89 (406/31 gm.)  
Career - 12.5, Judy Porter, 1980-83 (1,498/120 gm.)

### Assists

Game - 16, Crystal Lee at Long Beach State, 2/1/90  
Season - 232, Chelsea Hopkins, 2012-13  
Career - 670, Quenese Davis, 2006-10



*Claire Swinbank earned third-team all-MW honors in 2002 and was a two-time all-academic selection.*



*Monica Rebbe was one of three Aztecs to play in a school-record 36 games during the 1980-81 season.*

### Steals

Game - 15, Tina Hutchinson vs. Arizona State, 3/1/84  
Season - 185, Tina Hutchinson, 1983-84  
Career - 330, Judy Porter, 1980-83

### Blocks

Game - 9, Paris Johnson at UNLV, 3/07/09;  
Michelle Suman vs. Utah, 3/11/95  
Season - 94, Paris Johnson, 2008-09  
Career - 267, Paris Johnson, 2008-11

### Consecutive Starts

Career - 122, Quenese Davis, 11/24/06 to 3/27/10

### Triple Doubles

Season - 4, Chelsea Hopkins, 2012-13  
Career - 4, Chelsea Hopkins, 2011-13



# SINGLE-GAME BESTS

## Points

1. Tina Hutchinson vs. Cal State Fullerton, 1/10/84.....	46
2. Chana Perry vs. Fresno State, 1/14/89.....	45
Tina Hutchinson vs. Utah State, 12/16/83.....	45
4. Kieishsha Garnes vs. Creighton, 3/8/91.....	44
5. Chana Perry vs. Northern Illinois, 1/2/89.....	41
Tina Hutchinson vs. USC, 1/19/84.....	41
7. Christina Murguia vs. San Francisco, 1/7/93.....	39
8. Kieishsha Garnes vs. Wyoming, 2/2/90.....	38
Penny Toler vs. Arizona State, 2/16/85.....	38
Tina Hutchinson vs. Arizona State, 3/1/84.....	38

## Field Goals

1. Chana Perry vs. Fresno State, 1/14/89.....	20
Tina Hutchinson vs. Utah State, 12/16/83.....	20
3. Tina Hutchinson vs. Long Beach State, 3/7/84.....	19
4. Kieishsha Garnes vs. Creighton, 2/2/92.....	17
Kieishsha Garnes vs. Creighton, 3/8/91.....	17
Penny Toler vs. Arizona State, 2/16/85.....	17
7. Kieishsha Garnes vs. Wyoming, 2/2/91.....	16
Shelda Arceneaux vs. Pacific, 1/23/86.....	16
9. Paris Johnson at Hawai'i, 11/28/08.....	15
Christina Murguia vs. San Francisco, 1/7/93.....	15
Falisha Wright vs. UCLA, 12/6/92.....	15
Kieishsha Garnes vs. Fresno State, 1/21/92.....	15
Kieishsha Garnes vs. St. Louis, 12/24/90.....	15
Julie Evans vs. Long Beach State, 2/1/90.....	15
Chana Perry vs. San Diego, 12/6/88.....	15
Shelda Arceneaux vs. UCLA, 1/28/86.....	15
Tina Hutchinson vs. Oregon, 3/16/84.....	15
Tina Hutchinson vs. Stanford, 2/11/84.....	15
Tina Hutchinson vs. Cal State Fullerton, 1/10/84.....	15
Tina Hutchinson vs. Pepperdine, 12/27/83.....	15
Tina Hutchinson vs. San Diego, 12/3/83.....	15
Tina Hutchinson vs. Lewis-Clark, 12/2/83.....	15
Judy Porter vs. UTEP, 12/10/82.....	15

## 3-Point Field Goals

1. Falisha Wright at Wyoming, 2/25/93.....	8
Carmelia Bloodsaw at UTEP, 1/19/91.....	8
3. <b>Lexy Thorderson vs. UNLV, 1/18/17</b> .....	<b>7</b>
Courtney Clements vs. UC Santa Barbara, 3/20/2013.....	7
Jené Morris at UNLV, 1/26/08.....	7
Jamey Cox vs. Murray State, 11/29/02.....	7
Jamey Cox vs. Wyoming, 2/3/00.....	7
Jamey Cox at Cal State Fullerton, 12/30/99.....	7
9. <b>Lexy Thorderson vs. Boise State, 1/7/17</b> .....	<b>6</b>
Courtney Clements vs. Auburn 11/23/13.....	6
Jamey Cox at Air Force, 2/1/03.....	6
Jamey Cox at Portland State, 1/9/03.....	6
Jamey Cox vs. Centenary, 11/18/02.....	6
Jamey Cox vs. Navy, 11/25/01.....	6
Jurate Zukauskaite vs. USC, 12/6/95.....	6

## Free Throws

1. Tina Hutchinson vs. Cal State Fullerton, 1/10/84.....	16
2. Jené Morris vs. DePaul, 3/21/09.....	12
Atim Otii vs. Air Force, 2/21/02.....	12
Sophia Sledge vs. Duquesne, 12/30/98.....	12
5. Cierra Warren vs. San José State, 1/22/14.....	11
Jené Morris at UNLV, 3/13/09.....	11
Quenese Davis at Cal Poly, 11/29/07.....	11
Quenese Davis vs. Utah, 2/3/07.....	11
Atim Otii vs. Boston College, 12/21/98.....	11
Olivia DiCamilli vs. Pittsburgh, 12/30/95.....	11
Michelle Suman vs. St. John's, 12/11/92.....	11
Debbie Hoistad vs. Long Beach State, 1/29/79.....	11
Gayle Shuttles vs. UC Irvine, 12/19/78.....	11

## Rebounds

1. Chana Perry vs. Alabama State, 11/25/88.....	27
2. Jessica Haynes vs. San José State, 1/16/88.....	24
3. Judy Porter vs. Pepperdine, 11/22/80.....	23
4. Jessica Haynes vs. Pacific, 1/4/88.....	22
Judy Porter vs. UCLA, 2/2/82.....	22
6. Judy Porter vs. San Diego, 2/26/81.....	21
7. Chana Perry vs. Fresno State, 2/13/88.....	20
Jessica Hayes vs. Pacific, 2/26/87.....	20
Judy Porter vs. Colorado State, 1/9/81.....	20
Judy Porter vs. Cal State Fullerton, 1/14/81.....	20

## Assists

1. Crystal Lee vs. Long Beach State, 2/1/90.....	16
2. Michelle Miles vs. Creighton, 2/23/91.....	15
Crystal Lee vs. San José State, 3/1/90.....	15
4. Chelsea Hopkins vs. Nevada, 3/14/13.....	14
Shannon Lee vs. Illinois State, 11/24/00.....	14
Michelle Miles vs. Fresno State, 1/21/92.....	14
Michelle Miles vs. UTEP, 2/16/91.....	14
Michelle Miles vs. Utah, 1/12/91.....	14
9. Crystal Lee vs. Long Beach State, 1/6/90.....	13
Maria Stack vs. Cal State Fullerton, 1/10/84.....	13
Laura Dion vs. Cal State Fullerton, 2/15/80.....	13

## Steals

1. Tina Hutchinson vs. Arizona State, 3/1/84.....	15
2. Tina Hutchinson vs. Lewis-Clark, 12/2/83.....	14
Tina Hutchinson vs. San Diego, 12/6/82.....	14
4. Jessica Haynes vs. UCLA, 1/21/88.....	10
Jessica Haynes vs. UC Irvine, 1/9/88.....	10
Shelda Arceneaux vs. San Diego, 12/21/86.....	10
Tina Hutchinson vs. Oregon, 3/16/84.....	10
Tina Hutchinson vs. UCLA, 1/28/84.....	10
Judy Porter vs. Pacific, 1/27/81.....	10
10. Michelle Miles vs. San Diego, 11/23/91.....	9
Michelle Miles vs. UTEP, 2/16/91.....	9
Jessica Haynes vs. Portland State, 12/12/86.....	9
Shelda Arceneaux vs. UNLV, 2/1/86.....	9
Tina Hutchinson vs. Cal Poly Pomona, 11/21/84.....	9
Theresa McGlade vs. Cal State Fullerton, 1/14/82.....	9
Judy Porter vs. Pepperdine, 11/20/80.....	9
Judy Porter vs. Northern Colorado, 12/11/79.....	9

## Blocks

1. Paris Johnson at UNLV, 3/7/09.....	9
Michelle Suman vs. Utah, 3/11/95.....	9
3. Chana Perry vs. Hawai'i, 1/26/89.....	8
4. Cierra Warren vs. Nevada, 3/11/14.....	7
Jessika Bradley at UNLV, 1/11/11.....	7
Jessika Bradley vs. Wyoming, 3/10/10.....	7
Paris Johnson at UNLV, 3/13/09.....	7
Michelle Suman vs. UTEP, 3/10/95.....	7
9. Malia Nahinu vs. Boise State, 3/9/13.....	6
Paris Johnson at Wyoming, 2/10/10.....	6
Jessika Bradley vs. UNLV, 1/13/10.....	6
Paris Johnson at Wyoming, 2/15/09.....	6
Paris Johnson vs. Utah, 2/11/09.....	6
Paris Johnson at TCU, 1/28/09.....	6
Paris Johnson vs. TCU, 3/14/08.....	6
Desiree Johnson vs. Colorado State, 2/4/06.....	6
Mary Apiafi vs. Texas A&M-Corpus Christi, 1/17/00.....	6
Mary Apiafi vs. Portland, 11/20/99.....	6
Michelle Suman vs. UTEP, 2/9/95.....	6
Chana Perry vs. Fairfield, 11/27/88.....	6

# SINGLE-SEASON RECORDS



## Games Played

1. Diena Pels (1981).....	36
Monica Rebbe (1981).....	36
Heidi Bauer (1981).....	36
4. Judy Porter (1981).....	35
Theresa McGlade (1981).....	35
6. Erimma Amarikwa (2013).....	34
Gabrielle Clark (2013).....	34
Courtney Clements (2013).....	34
Chelsea Hopkins (2013).....	34
Jessika Bradley (2010).....	34
Quenese Davis (2010).....	34
Paris Johnson (2010).....	34
Jené Morris (2010).....	34
Demetrice Davis (1989).....	34
Angelica Jackson (1989).....	34
Crystal Lee (1989).....	34
Brooke Meadows (1989).....	34

## Points

1. Tina Hutchinson (1984).....	898
2. Chana Perry (1989).....	727
3. Chana Perry (1988).....	718
4. Julie Evans (1990).....	670
5. Kieishsha Garnes (1991).....	661
6. Judy Porter (1982).....	651
7. Judy Porter (1981).....	645
8. Courtney Clements (2013).....	607
9. Jené Morris (2010).....	580
10. Kieishsha Garnes (1992).....	574

## Scoring Average

1. Tina Hutchinson (1984).....	29.9
2. Kieishsha Garnes (1991).....	23.6
3. Chana Perry (1989).....	23.5
4. Chana Perry (1988).....	23.2
5. Judy Porter (1983).....	22.6
6. Julie Evans (1990).....	22.3
7. Kieishsha Garnes (1992).....	20.5
8. Judy Porter (1982).....	18.4
Judy Porter (1981).....	18.4
10. Jessica Haynes (1988).....	18.2

## Field Goals

1. Tina Hutchinson (1984).....	383
2. Julie Evans (1990).....	293
3. Chana Perry (1989).....	286
4. Chana Perry (1988).....	278
5. Kieishsha Garnes (1991).....	271
6. Judy Porter (1981).....	255
7. Kieishsha Garnes (1992).....	249
8. Judy Porter (1982).....	234
9. Courtney Clements (2013).....	233
10. Diena Pels (1981).....	228

## Field Goal Attempts

1. Tina Hutchinson (1984).....	717
2. Julie Evans (1990).....	601
3. Courtney Clements (2013).....	561
4. Chana Perry (1989).....	549
5. Kieishsha Garnes (1991).....	548
6. Jené Morris (2010).....	510
7. Chana Perry (1988).....	504
8. Judy Porter (1991).....	499
9. Jessica Haynes (1988).....	485
10. Courtney Clements (2012).....	484

## Field Goal Percentage (Min. 100 attempts)

1. Michelle Suman (1992).....	.667
2. Michelle Suman (1994).....	.649
3. Judy Porter (1983).....	.602
4. Melanie Usher (1990).....	.595
5. Michelle Suman (1995).....	.591
6. Alyssa Fredrick (1998).....	.577
7. Melanie Usher (1991).....	.571
8. Kieishsha Garnes (1992).....	.551
9. La-Taya Woods (1997).....	.548
10. Tina Hutchinson (1985).....	.546

## 3-Point Field Goals

1. Courtney Clements (2013).....	77
Jamey Cox (2003).....	77
3. Jamey Cox (2000).....	69
4. <b>Lexy Thorderson (2017).....</b>	<b>66</b>
5. Carmelia Bloodsaw (1991).....	65
6. Courtney Clements (2012).....	63
Courtney Fritz (2004).....	63
8. Falisha Wright (1994).....	62
9. Kymberly Ellison (2017).....	61
10. Jené Morris (2010).....	59

## 3-Point Field Goal Attempts

1. Jamey Cox (2003).....	237
2. Carmelia Bloodsaw (1991).....	212
3. Courtney Clements (2013).....	203
4. <b>Lexy Thorderson (2017).....</b>	<b>192</b>
5. Courtney Clements (2012).....	185
6. Kymberly Ellison (2017).....	177
7. Jamey Cox (2000).....	174
8. Jené Morris (2010).....	171
9. Courtney Fritz (2004).....	170
10. Michelle Strawberry (2006).....	150

## 3-Point Field Goal Percentage (Min. 50 attempts)

1. Falisha Wright (1992).....	49-108 (.454)
2. Falisha Wright (1994).....	62-148 (.419)
3. Charley Murray (1998).....	27-66 (.409)
4. Quenese Davis (2010).....	33-81 (.407)
5. Jurate Zukauskaite (1996).....	35-88 (.399)
6. Jamey Cox (2000).....	69-174 (.397)
7. Chelsea Hopkins (2013).....	33-85 (.388)
8. Jerica Williams (2009).....	31-80 (.388)
9. Charley Murray (1999).....	38-98 (.388)
10. Courtney Clements (2013).....	77-203 (.379)

## Free Throws

1. Judy Porter (1982).....	183
2. Chana Perry (1988).....	162
3. Chana Perry (1989).....	155
4. Judy Porter (1981).....	145
5. Tina Hutchinson (1984).....	132
6. Judy Porter (1983).....	131
7. Kieishsha Garnes (1991).....	119
8. <b>McKynzie Fort (2017).....</b>	<b>116</b>
Jessica Haynes (1988).....	116
10. Diena Pels (1981).....	105

## Free Throw Attempts

1. Judy Porter (1981).....	268
2. Judy Porter (1982).....	248
3. Chana Perry (1988).....	206
4. Chana Perry (1989).....	201
5. Judy Porter (1980).....	191
6. Judy Porter (1983).....	184
7. Tina Hutchinson (1984).....	179
8. Diena Pels (1981).....	176
9. Jessica Haynes (1988).....	168
10. Kieishsha Garnes (1991).....	166

## Free Throw Percentage (Min. 50 attempts)

1. Lisa Stevens (1987).....	.920
2. Julie Evans (1990).....	.884
3. Courtney Clements (2013).....	.877
4. Courtney Clements (2012).....	.869
5. Quenese Davis (2009).....	.856
6. Julie Evans (1989).....	.844
7. Marsha Overton (1983).....	.837
8. Jamey Cox (2003).....	.831
9. Allison Duffy (2008).....	.820
10. Quenese Davis (2010).....	.819
Jamey Cox (2000).....	.819

## Rebounds

1. Judy Porter (1981).....	436
2. Judy Porter (1982).....	427
3. Chana Perry (1989).....	406
4. Chana Perry (1988).....	391
5. Jessica Haynes (1988).....	364
6. Judy Porter (1980).....	355
7. Jessica Haynes (1987).....	302
8. Tina Hutchinson (1984).....	299
9. Kieishsha Garnes (1991).....	295
10. Diena Pels (1981).....	294

## Assists

1. Chelsea Hopkins (2013).....	232
2. Chelsea Hopkins (2012).....	209
3. Crystal Lee (1989).....	199
4. Maria Stack (1984).....	191
5. Michelle Miles (1992).....	190
6. Quenese Davis (2009).....	187
7. Michelle Miles (1991).....	177
8. Coco Davis (2011).....	171
Quenese Davis (2010).....	171
10. Crystal Lee (1988).....	169

## Steals

1. Tina Hutchinson (1984).....	185
2. Jessica Haynes (1988).....	127
3. Judy Porter (1982).....	112
4. Falisha Wright (1994).....	103
5. Jené Morris (2010).....	101
6. Jené Morris (2009).....	100
7. Jodi Nowlin-Tres (1996).....	96
8. Jessica Haynes (1987).....	94
9. Jené Morris (2008).....	92
Judy Porter (1981).....	92
Diena Pels (1981).....	92

## Blocks

1. Paris Johnson (2009).....	94
2. Michelle Suman (1995).....	87
3. Jessika Bradley (2011).....	74
4. Michelle Suman (1994).....	68
5. Malia Nahinu (2013).....	67
6. Chana Perry (1988).....	64
7. Jessika Bradley (2010).....	63
Chana Perry (1989).....	63
9. Paris Johnson (2010).....	62
10. Malia Nahinu (2012).....	61

# CAREER RECORDS



## Games Played

1. Marsha Overton (1980-83).....	128
2. Heidi Bauer (1981-83, '85).....	127
3. Paris Johnson (2008-11).....	126
4. Ahjaleé Harvey (2011-16).....	125
Quenese Davis (2007-10).....	125
Brooke Meadows (1986-89).....	125
7. Coca Davis (2008-11).....	121
8. Desi Culberson (2012-15).....	120
Judy Porter (1980-83).....	120
10. Michelle Suman (1992-95).....	118
Kalena Tutt (2009-12).....	118

## Points

1. Judy Porter (1980-83).....	2,318
2. Falisha Wright (1992-95).....	1,733
3. Paris Johnson (2008-11).....	1,598
4. Jené Morris (2008-10).....	1,499
5. Courtney Clements (2011-13).....	1,495
6. Chana Perry (1988-89).....	1,445
7. Jessica Haynes (1986-88).....	1,395
8. Quenese Davis (2007-10).....	1,370
9. Michelle Suman (1992-95).....	1,341
10. Brooke Meadows (1986-89).....	1,310

## Field Goals

1. Judy Porter (1980-83).....	882
2. Paris Johnson (2008-11).....	647
3. Falisha Wright (1992-95).....	634
4. Jessica Haynes (1986-88).....	577
5. Courtney Clements (2011-13).....	569
6. Jené Morris (2008-10).....	566
7. Chana Perry (1988-89).....	564
8. Tina Hutchinson (1984-85).....	536
Brooke Meadows (1986-89).....	536
10. Michelle Suman (1992-95).....	524
Shelda Arceneaux (1984-87).....	524

## Field Goal Attempts


1. Judy Porter (1980-83).....	1,685
2. Falisha Wright (1992-95).....	1,656
3. Courtney Clements (2011-13).....	1,361
4. Jené Morris (2008-10).....	1,337
5. Jessica Haynes (1986-88).....	1,332
6. Paris Johnson (2008-11).....	1,277
7. Quenese Davis (2007-10).....	1,215
8. Marsha Overton (1980-83).....	1,198
9. Jamey Cox (2000-03).....	1,088
10. Brooke Meadows (1986-89).....	1,083

## Free Throws

1. Judy Porter (1980-83).....	564
2. Quenese Davis (2007-10).....	320
3. Chana Perry (1988-89).....	317
4. Paris Johnson (2008-11).....	299
5. Michelle Suman (1992-95).....	293
6. <b>McKynzie Fort (2014-17).....</b>	<b>280</b>
7. Falisha Wright (1992-95).....	259
Marsha Overton (1980-83).....	259
9. Brooke Meadows (1986-89).....	258
10. Jessica Haynes (1986-88).....	238

## Free Throw Attempts

1. Judy Porter (1980-83).....	891
2. Paris Johnson (2008-11).....	530
3. Michelle Suman (1992-95).....	477
4. Quenese Davis (2007-10).....	411
5. Chana Perry (1988-89).....	407
6. <b>McKynzie Fort (2014-17).....</b>	<b>394</b>
7. Brooke Meadows (1986-89).....	388
8. Falisha Wright (1992-95).....	377
9. Jessica Haynes (1986-88).....	372
10. Marsha Overton (1980-83).....	363



*Judy Porter holds seven Aztec career records, including most points (2,318) and rebounds (1,498).*

## 3-Point Field Goals

1. Jamey Cox (2000-03).....	249
2. Falisha Wright (1992-95).....	206
3. Courtney Clements (2011-13).....	182
4. Jené Morris (2008-10).....	154
5. <b>Lexy Thorderson (2014-17).....</b>	<b>119</b>
6. Quenese Davis (2007-10).....	100
7. Coco Davis (2008-11).....	98
8. Ahjalee Harvey (2011-16).....	89
9. Michelle Strawberry (2004-06).....	83
Michelle Elliott (2004-05).....	83

## 3-Point Field Goal Attempts

1. Jamey Cox (2000-03).....	733
2. Falisha Wright (1992-95).....	539
3. Courtney Clements (2011-13).....	514
4. Jené Morris (2008-10).....	446
5. <b>Lexy Thorderson (2014-17).....</b>	<b>374</b>
6. Coco Davis (2008-11).....	337
7. Ahjalee Harvey (2011-16).....	319
8. Quenese Davis (2007-10).....	306
9. Sophia Sledge (1997-2001).....	300
10. Michelle Strawberry (2004-06).....	288

## 3-Point Field Goal Percentage (Min. 100 att.)

1. Charley Murray (1998-99).....	65-164 (.396)
2. Falisha Wright (1992-95).....	206-539 (.382)
3. Courtney Fritz (2004-06).....	62-202 (.356)
4. Chelsea Hopkins (2012-13).....	39-110 (.355)
5. Courtney Clements (2011-13).....	182-514 (.354)
6. Jené Morris (2008-10).....	154-446 (.345)
7. <b>Geena Gomez (2015-17).....</b>	<b>59-171 (.345)</b>
8. Jodi Nowlin-Tres (1994-97).....	57-166 (.343)
9. Jamey Cox (2000-03).....	249-733 (.340)
10. Ashonda Williams (2002-03).....	60-179 (.335)

## Rebounds

1. Judy Porter (1980-83).....	1,498
2. Shelda Arceneaux (1984-87).....	999
3. Jessica Haynes (1986-88).....	932
4. Paris Johnson (2008-11).....	902
5. Chana Perry (1988-89).....	797
6. Michelle Suman (1992-95).....	759
7. Brooke Meadows (1986-89).....	693
8. Christina Murguia (1992-95).....	692
9. Heidi Bauer (1981-85).....	573
10. Jodi Nowlin-Tres (1994-97).....	572

## Assists

1. Quenese Davis (2007-10).....	670
2. Falisha Wright (1992-95).....	448
3. Chelsea Hopkins (2012-13).....	441
4. Coco Davis (2008-11).....	428
5. Crystal Lee (1989-90).....	413
6. Michelle Miles (1991-92).....	367
7. Lakeysha Wright (1992-95).....	358
8. Marsha Overton (1980-83).....	356
9. Jamey Cox (2000-03).....	341
10. Shannon Lee (1998-2001).....	302
Ariell Bostick (2013-17).....	302

## Steals

1. Judy Porter (1980-83).....	330
2. Falisha Wright (1992-95).....	324
3. Jessica Haynes (1986-88).....	295
4. Jené Morris (2008-10).....	293
Marsha Overton (1980-83).....	293
6. Quenese Davis (2007-10).....	273
7. Tina Hutchinson (1984-85).....	270
8. Shelda Arceneaux (1984-87).....	253
9. Jodi Nowlin-Tres (1993-97).....	234
10. Christina Murguia (1992-95).....	191

## Blocks

1. Paris Johnson (2008-11).....	267
2. Michelle Suman (1992-95).....	251
3. Malia Nahinu (2011-13).....	139
4. Jessika Bradley (2010-11).....	137
Judy Porter (1980-83).....	137
6. Chana Perry (1988-89).....	127
7. Jessica Haynes (1986-88).....	114
8. Nicolette McCarty (2001-04).....	108
9. Brooke Meadows (1986-89).....	95
10. Desiree Johnson (2006-07).....	79

# ANNUAL LEADERS



Points						
Year	Team Leader	GM	FGM	FTM	PTS	PPG
1976-77	Jennie Hinkle	17	67	51	185	10.9
1977-78	Mary Jackson	27	190	69	449	16.6
1978-79	Mary Jackson	29	100	51	251	8.6
1979-80	Judy Porter	29	199	105	503	17.3
1980-81	Judy Porter	35	255	145	645	18.4
1981-82	Judy Porter	33	234	183	651	19.7
1982-83	Judy Porter	23	194	131	519	22.6
1983-84	Tina Hutchinson	30	383	132	898	29.9
1984-85	Penny Toler	30	180	63	423	14.1
1985-86	Jessica Haynes	27	188	57	433	16.0
1986-87	Jessica Haynes	29	176	65	417	14.4
1987-88	Chana Perry	31	278	162	391	23.2
1988-89	Chana Perry	31	286	155	727	23.5
1989-90	Julie Evans	30	293	84	670	22.3
1990-91	Kieishsha Garnes	28	271	119	661	23.6
1991-92	Kieishsha Garnes	28	249	76	574	20.5
1992-93	Falisha Wright	26	164	77	456	17.5
1993-94	Falisha Wright	31	147	52	408	13.2
1994-95	Falisha Wright	29	144	80	412	14.2
1995-96	Jodi Nowlin-Tres	28	180	40	425	15.2
1996-97	Jodi Nowlin-Tres	28	199	36	457	16.3
1997-98	Alyssa Fredrick	24	109	54	272	11.3
1998-99	Sophia Sledge	26	98	46	278	10.7
1999-00	Jamey Cox	27	121	59	370	13.7
2000-01	Jamey Cox	27	90	58	288	10.7
2001-02	Claire Swinbank	28	137	47	338	12.1
2002-03	Jamey Cox	27	109	49	344	12.7
2003-04	Michelle Elliott	27	125	46	334	12.4
2004-05	Michelle Strawberry	28	96	64	289	10.3
2005-06	Michelle Strawberry	27	132	60	365	13.5
2006-07	Quenesse Davis	28	94	70	273	9.8
2007-08	Jené Morris	31	157	76	436	14.1
2008-09	Jené Morris	30	188	58	483	16.1
2009-10	Jené Morris	34	221	79	580	17.1
2010-11	Paris Johnson	29	161	83	410	14.1
2011-12	Courtney Clements	32	210	73	556	17.4
2012-13	Courtney Clements	34	233	64	607	17.9
2013-14	Gierra Warren	29	178	89	446	15.4
2014-15	Erimma Amarikwa	31	127	85	339	10.9
2015-16	<b>McKynzie Fort</b>	<b>31</b>	<b>169</b>	<b>366</b>	<b>445</b>	<b>14.4</b>
2016-17	<b>McKynzie Fort</b>	<b>30</b>	<b>176</b>	<b>404</b>	<b>476</b>	<b>15.9</b>

REBOUNDS				
Year	Team Leader	GM	REB	RPG
1976-77	Laurie Montag	20	144	7.2
1977-78	Mary Jackson	27	232	8.6
1978-79	Debbie Hoistad	28	160	5.7
1979-80	Judy Porter	29	355	12.2
1980-81	Judy Porter	35	436	12.5
1981-82	Judy Porter	33	427	12.9
1982-83	Judy Porter	23	280	12.2
1983-84	Tina Hutchinson	30	299	10.0
1984-85	Shelda Arceneaux	30	280	9.3
1985-86	Shelda Arceneaux	28	282	10.1
1986-87	Jessica Haynes	29	320	10.4
1987-88	Chana Perry	31	391	12.6
1988-89	Chana Perry	31	406	13.1
1989-90	Melanie Usher	30	153	5.1
1990-91	Kieishsha Garnes	28	295	10.5
1991-92	Michelle Suman	29	252	8.7
1992-93	Christina Murguia	28	201	7.2
1993-94	Rachelle Johnson	31	252	8.1
1994-95	Christina Murguia	27	213	7.9
1995-96	Jodi Nowlin-Tres	28	222	7.9
1996-97	Olivia DiCamilli	30	202	6.7
1997-98	Courtney Bale	23	165	7.2
1998-99	Anita Bundage	26	169	6.5
1999-00	Mary Apiafi	28	255	9.1
2000-01	Anita Bundage	27	140	5.2
2001-02	Atim Oti	28	162	5.8
2002-03	Ashlee Dunlap	27	238	8.8
2003-04	Ashlee Dunlap	28	214	7.6
2004-05	Ashlee Cheesman	28	145	5.2
2005-06	Desiree Johnson	27	152	5.6

Year	Team Leader	GM	REB	RPG
2006-07	Desiree Johnson	28	177	6.3
2007-08	Paris Johnson	31	199	6.4
2008-09	Paris Johnson	32	265	8.3
2009-10	Jessika Bradley	34	222	6.5
2010-11	Jessika Bradley	28	226	8.1
2011-12	Chelsea Hopkins	32	179	5.6
2012-13	Chelsea Hopkins	34	272	8.0
2013-14	Khristina Hunter	30	208	6.9
2014-15	Erimma Amarikwa	31	223	7.2
2015-16	Deidra Smith	31	152	4.9
2016-17	<b>Khalia Lark</b>	<b>21</b>	<b>129</b>	<b>6.1</b>

ASSISTS				
Year	Team Leader	GM	ASST	APG
1976-77	Tari Rhea	20	31	1.6
1977-78	Laura Dion	27	115	4.3
1978-79	Laura Dion	29	54	1.9
1979-80	Laura Dion	32	109	3.4
1980-81	Marsha Overton	35	120	3.4
1981-82	Theresa McGlade	33	90	2.7
1982-83	Marci Blackman	28	107	3.8
1983-84	Maria Stack	30	191	6.4
1984-85	Penny Toler	30	151	5.0
1985-86	Lisa Stevens	30	100	3.3
1986-87	Jessica Haynes	29	92	3.2
1987-88	Demetrice Davis	27	89	3.3
1988-89	Crystal Lee	34	169	5.0
1989-90	Crystal Lee	30	199	6.6
1990-91	Michelle Miles	21	177	8.4
1991-92	Michelle Miles	27	190	7.0
1992-93	Lakeysa Wright	28	86	3.1
1993-94	Falisha Wright	31	149	4.8
1994-95	Lakeysa Wright	30	165	5.5
1995-96	Sandy Wright	27	130	4.8
1996-97	Sandy Wright	28	162	5.8
1997-98	Charlie Murray	25	87	3.5
1998-99	Shannon Lee	25	70	2.8
1999-00	Shannon Lee	28	166	5.9
2000-01	Jamey Cox	27	106	3.9
2001-02	Jamey Cox	28	111	4.0
2002-03	Amber Fouse	23	57	2.5
2003-04	Michelle Elliott	27	51	1.9
2004-05	Kate Eveland	28	59	2.1
2005-06	Veronica Shaw	27	61	2.3
2006-07	Quenesse Davis	28	149	5.3
2007-08	Quenesse Davis	31	163	5.3
2008-09	Quenesse Davis	32	187	5.8
2009-10	Quenesse Davis	34	171	5.0
2010-11	Coco Davis	27	171	6.3
2011-12	Chelsea Hopkins	32	209	6.5
2012-13	Chelsea Hopkins	34	232	6.8
2013-14	Ariell Bostick	23	65	2.8
2014-15	Ahjaeé Harvey	29	68	2.3
2015-16	Ariell Bostick	31	89	2.9
2016-17	Ariell Bostick	30	106	3.5

STEALS				
Year	Team Leader	GM	STLS	SPG
1980-81	Judy Porter	35	80	2.3
1981-82	Judy Porter	33	112	3.4
1982-83	Judy Porter	23	80	3.5
1983-84	Tina Hutchinson	30	185	6.2
1984-85	Tina Hutchinson	21	85	4.0
1985-86	Shelda Arceneaux	28	84	3.0
1986-87	Jessica Haynes	29	94	3.2
1987-88	Jessica Haynes	30	127	4.2
1988-89	Chana Perry	31	74	2.4
1989-90	Crystal Lee	30	82	2.7
1990-91	Carmelia Bloodsaw	28	47	1.7
1991-92	Falisha Wright	29	71	2.4
1992-93	Falisha Wright	26	69	2.7
1993-94	Falisha Wright	31	103	3.3
1994-95	Falisha Wright	29	81	2.8
1995-96	Jodi Nowlin-Tres	28	94	3.4
1996-97	Jodi Nowlin-Tres	28	96	3.4

Year	Team Leader	GM	STL	SPG
1997-98	Shaney Harris	25	39	1.6
1998-99	Shannon Lee	25	58	2.3
1999-00	Mary Apiafi	28	64	2.3
2000-01	Jamey Cox	27	39	1.4
2001-02	Claire Swinbank	28	64	2.3
2002-03	Ashlee Dunlap	27	50	1.9
2003-04	Veronica Shaw	25	38	1.5
	Ashlee Dunlap	28	38	1.4
2004-05	Lindsey Casey	28	53	1.9
2005-06	Veronica Shaw	27	43	1.6
2006-07	Shanna Demus	28	60	2.1
2007-08	Jené Morris	31	92	3.0
2008-09	Jené Morris	30	100	3.3
2009-10	Jené Morris	34	101	3.0
2010-11	Coco Davis	27	39	1.4
2011-12	Chelsea Hopkins	32	72	2.3
2012-13	Chelsea Hopkins	34	75	2.2
2013-14	Khristina Hunter	30	37	1.2
2014-15	Khristina Hunter	30	41	1.4
2015-16	<b>McKynzie Fort</b>	<b>31</b>	<b>62</b>	<b>2.0</b>
2016-17	Ariell Bostick	30	51	1.7

BLOCKS				
Year	Team Leader	GM	BLKS	BPG
1980-81	Judy Porter	35	38	1.1
1981-82	Judy Porter	33	31	0.9
1982-83	Judy Porter	23	39	1.7
1983-84	Toni Wallace	26	38	1.5
1984-85	Toni Wallace	29	38	1.3
1985-86	Jessica Haynes	29	35	1.2
1986-87	Jessica Haynes	29	35	1.2
1987-88	Chana Perry	31	64	2.1
1988-89	Chana Perry	31	63	2.0
1989-90	Melanie Usher	28	21	0.8
1990-91	Kieishsha Garnes	28	25	0.9
1991-92	Michelle Suman	29	42	1.4
1992-93	Michelle Suman	28	54	1.9
1993-94	Michelle Suman	31	68	2.2
1994-95	Michelle Suman	30	87	2.9
1995-96	Jodi Nowlin-Tres	28	17	0.6
1996-97	Courtney Bale	30	16	0.5
1997-98	Alyssa Fredrick	24	43	1.8
1998-99	Mary Apiafi	26	23	0.9
1999-00	Mary Apiafi	28	44	1.6
2000-01	Tanisha Knight	25	28	1.1
2001-02	Atim Oti	28	20	0.7
2002-03	Nicolette McCartney	27	45	1.7
2003-04	Nicolette McCartney	28	32	1.1
2004-05	Lindsey Casey	28	28	1.0
2005-06	Desiree Johnson	27	38	1.4
2006-07	Desiree Johnson	28	41	1.5
2007-08	Paris Johnson	31	54	1.7
2008-09	Paris Johnson	32	94	2.9
2009-10	Jessika Bradley	34	63	1.9
2010-11	Jessika Bradley	28	74	2.6
2011-12	Malia Nahinu	32	62	1.9
2012-13	Malia Nahinu	33	67	2.0
2013-14	Gierra Warren	29	42	1.4
2014-15	Erimma Amarikwa	31	22	0.7
2015-16	Deidra Smith	31	16	1.9
2016-17	<b>Lexy Thorderson</b>	<b>28</b>	<b>9</b>	<b>0.3</b>
	<b>Arantxa Gomez Ferrer</b>	<b>28</b>	<b>9</b>	<b>0.3</b>

# YEAR-BY-YEAR STATISTICS



## ► OVERALL GAMES

Year	GP	Min	FG-A	Pct	3FG-A	Pct	FT-A	Pct	REBOUNDS				PF	FO	A	TO	Blk	Stl	Pts	Avg
									Off	Def.	Tot.	Avg								
1977-78	29	N/A	795-1899	.419	N/A	N/A	317-530	.598	N/A	N/A	1336	47.7	552	19	434	-	-	-	1907	68.1
1978-79	28	-	653-1598	.408	N/A	N/A	331-497	.665	N/A	N/A	930	32.0	561	-	290	526	-	-	1635	56.3
1979-80	32	6500	832-1899	.438	N/A	N/A	431-680	.634	N/A	N/A	1229	38.4	531	-	469	638	-	-	2095	65.5
1980-81	36	7190	919-2009	.457	N/A	N/A	486-796	.611	N/A	N/A	1351	37.5	553	16	559	636	72	346	2324	64.6
1981-82	33	6202	847-1855	.457	N/A	N/A	475-638	.745	N/A	N/A	1119	33.9	472	10	458	568	58	381	2169	65.7
1982-83	28	5625	837-1831	.457	N/A	N/A	373-516	.723	N/A	N/A	981	35.0	527	9	471	515	82	341	2047	73.1
1983-84	30	6025	1098-2221	.494	N/A	N/A	401-607	.661	N/A	N/A	1301	43.4	633	21	637	554	139	555	2597	86.6
1984-85	30	5925	973-2099	.464	N/A	N/A	428-633	.676	N/A	N/A	1306	43.5	623	16	581	570	109	349	2374	79.1
1985-86	31	6200	897-2010	.446	N/A	N/A	389-607	.641	N/A	N/A	1303	42.0	674	18	472	726	102	290	2183	70.4
1986-87	29	5825	783-1839	.426	0-0	.000	376-542	.694	-	-	1222	42.1	519	8	393	590	104	288	1942	67.0
1987-88	31	6200	918-2024	.552	4-24	.167	525-773	.679	-	-	1427	46.0	516	9	439	621	162	356	2365	76.3
1988-89	34	6850	1032-2228	.463	9-45	.200	527-710	.742	510	830	1479	43.5	612	15	608	624	145	303	2600	76.5
1989-90	30	6000	746-1749	.427	6-41	.146	337-505	.667	312	556	1035	34.5	578	16	438	641	49	287	1835	61.2
1990-91	28	5725	795-1870	.425	88-310	.284	364-586	.621	418	655	1191	42.5	488	11	432	515	71	306	2042	72.9
1991-92	29	5782	873-1802	.485	65-161	.404	362-562	.644	425	694	1209	41.7	522	14	507	590	88	320	2173	74.9
1992-93	28	5583	706-1701	.415	56-177	.316	313-516	.607	381	614	995	35.5	564	22	361	489	110	323	1781	63.6
1993-94	31	6171	872-1662	.525	81-228	.355	417-651	.641	452	655	1107	35.7	531	6	512	525	117	404	2243	72.4
1994-95	30	5998	797-1807	.441	84-289	.291	404-677	.597	413	688	1240	41.3	646	21	490	559	159	385	2082	69.4
1995-96	28	5600	737-1618	.456	99-327	.303	324-533	.608	376	545	1041	37.2	570	23	430	591	50	378	1897	67.8
1996-97	30	5939	771-1754	.440	75-266	.282	409-666	.614	417	606	1134	37.8	555	12	490	578	80	410	2026	67.5
1997-98	25	5023	584-1365	.428	76-243	.313	350-535	.654	284	512	895	35.8	439	6	327	528	92	203	1594	63.8
1998-99	26	5200	569-1440	.395	120-389	.308	352-541	.651	302	433	867	33.3	507	7	342	598	60	297	1610	61.9
1999-00	28	5600	567-1404	.404	103-304	.339	364-562	.648	351	625	976	34.9	429	8	357	631	93	238	1601	57.2
2000-01	28	5600	613-1461	.420	101-301	.336	350-558	.627	333	600	933	33.3	510	15	406	547	88	246	1677	59.9
2001-02	28	5600	619-1600	.387	124-373	.332	286-438	.653	361	618	979	35.0	522	19	380	527	85	276	1648	58.9
2002-03	27	5475	553-1458	.379	121-388	.312	271-441	.615	302	583	885	32.8	500	19	312	510	99	235	1498	55.5
2003-04	28	5600	542-1426	.380	130-418	.311	289-456	.634	267	632	899	32.1	513	19	295	470	82	205	1503	53.7
2004-05	28	5600	578-1559	.371	140-479	.292	313-453	.691	265	543	808	28.9	510	13	320	454	65	281	1609	57.5
2005-06	27	5425	525-1497	.351	100-395	.253	285-452	.631	348	544	892	33.0	544	19	311	512	95	224	1435	53.1
2006-07	28	5650	574-1553	.370	102-371	.275	322-495	.651	353	600	953	34.0	538	11	356	547	129	276	1572	56.1
2007-08	31	6200	752-1799	.418	126-391	.322	385-563	.684	423	618	1041	33.6	618	25	487	588	135	391	2015	65.0
2008-09	32	6400	784-1856	.422	155-471	.329	341-557	.612	437	671	1108	34.6	558	9	485	551	195	360	2064	64.5
2009-10	34	6850	859-1932	.445	155-450	.344	350-501	.699	466	763	1229	36.1	540	11	534	647	182	320	2223	65.4
2010-11	29	5850	644-1569	.410	124-416	.298	308-494	.623	364	740	1104	38.1	477	5	404	543	187	182	1720	59.3
2011-12	32	6428	772-1924	.401	140-469	.299	405-583	.695	516	766	1282	40.1	574	6	374	467	152	288	2089	65.3
2012-13	34	6800	909-2111	.431	164-519	.316	342-489	.699	502	880	1382	40.6	518	7	444	448	190	289	2324	68.4
2013-14	30	6000	721-1719	.419	92-323	.285	383-597	.627	460	759	1219	40.6	505	10	376	565	97	221	1917	63.9
2014-15	31	6200	673-1687	.399	73-291	.251	350-536	.653	418	753	1171	37.8	504	2	344	563	84	236	1769	57.1
2015-16	31	6275	668-1730	.386	146-496	.294	320-493	.649	347	677	1024	33.0	478	3	345	463	59	239	1802	58.1
2016-17	30	6025	682-1732	.394	204-639	.319	337-479	.704	318	692	1010	33.7	496	8	366	420	38	178	1905	63.5

## ► CONFERENCE GAMES

Year	GP	Min	FG-A	Pct	3FG-A	Pct	FT-A	Pct	REBOUNDS				PF	FO	A	TO	Blk	Stl	Pts	Avg
									Off	Def.	Tot.	Avg								
1977-78	8	N/A	195-525	.371	N/A	N/A	104-157	.662	N/A	N/A	339	42.4	160	5	95	-	-	-	494	61.8
1978-79	8	-	147-416	.353	N/A	N/A	85-120	.708	N/A	N/A	254	31.7	153	-	66	173	-	-	377	47.1
1979-80	12	-	-	.440	N/A	N/A	-	.634	N/A	N/A	-	-	-	-	-	-	-	-	-	64.4
1980-81	12	2403	299-676	.442	N/A	N/A	152-254	.598	N/A	N/A	414	34.5	161	3	182	199	19	105	750	62.5
1981-82	12	2398	285-626	.455	N/A	N/A	198-269	.736	N/A	N/A	369	30.8	184	5	161	223	23	111	768	64.0
1982-83	14	2800	396-897	.441	N/A	N/A	161-251	.641	N/A	N/A	454	32.4	281	6	205	263	40	176	953	68.1
1983-84	-	-	-	-	N/A	N/A	-	-	N/A	N/A	-	-	-	-	-	-	-	-	-	-
1984-85	14	-	-	.464	N/A	N/A	-	.676	N/A	N/A	-	-	-	-	272	-	-	-	1108	79.1
1985-86	14	2753	422-942	.448	N/A	N/A	176-264	.667	N/A	N/A	512	36.6	313	10	203	311	42	147	1020	72.9
1986-87	18	3625	484-1113	.435	0-0	.000	252-360	.700	-	-	749	41.6	319	3	249	382	67	178	1220	67.8
1987-88	20	4000	576-1305	.441	3-18	.167	330-481	.686	-	-	884	44.2	331	6	275	375	109	237	1485	74.3
1988-89	18	3600	518-1130	.458	4-22	.182	265-375	.707	248	422	743	41.3	324	7	312	346	77	167	1305	72.5
1989-90	18	3600	461-1023	.451	3-26	.115	192-294	.653	175	345	585	32.5	343	8	280	376	20	187	1117	62.1
1990-91	12	2525	337-797	.423	48-155	.310	166-260	.639	181	284	506	42.2	193	6	195	216	23	124	888	74.0
1991-92	14	2800	436-852	.512	45-100	.450	179-279	.642	199	333	574	41.0	259	7	263	271	52	128	1096	78.3
1992-93	14	2790	259-857	.419	28-89	.315	142-248	.573	187	301	542	38.7	275	11	179	214	49	159	888	63.4
1993-94	14	2759	405-869	.466	36-112	.321	198-303	.653	194	307	501	35.8	243	2	230	192	95	240	1044	74.6
1994-95	14	2794	407-849	.479	35-106	.330	195-313	.623	186	302	534	38.1	275	2	254	211	67	197	1044	74.6
1995-96	14	2800	364-823	.442	48-163	.294	155-269	.576	208	252	519	37.1	294	17	207	265	25	169	931	66.5
1996-97	16	3196	440-939	.469	41-136	.301	221-347	.637	217	328	607	37.9	282	5	272	298	35	230	1142	71.4
1997-98	14	2798	310-762	.407	48-162	.296	195-268	.728	154	261	469	33.5	244	5	171	294	52	114	863	61.6
1998-99	14	2815	319-777	.411	62-208	.298	162-252	.643	150	218	446	31.9	248	2	199	305	32	186	862	61.6
1999-00	14	2800	296-730	.405	64-185	.346	139-238	.584	174	300	474	33.9	215	7	192	300	37	119	795	56.8
2000-01	14	2800	286																	