



UTAH STATE

12 Conference Championships • 13 Bowl Games • 12 NFL Draft Picks Since 2011 • 72 All-Mountain West Selections (2013-18)

/// 2019 SCHEDULE / RESULTS ///

DATE	OPPONENT	TV	TIME/RESULT
A 30	at Wake Forest	ACC Network L	35-38
S 7	STONY BROOK	Facebook	W, 62-7
S 21	at San Diego State*	CBSSN	8:30 pm
S 28	COLORADO STATE*	CBSSN	5:30 pm
O 5	at LSU	TBA	TBA
O 19	NEVADA*	ESPN Networks	TBA
O 26	at Air Force*	ESPN Networks	TBA
N 2	BYU	ESPN Networks	TBA
N 9	at Fresno State*	CBSSN	5 pm
N 16	WYOMING*	ESPN Networks	TBA
N 23	BOISE STATE*	CBSSN	8:30 pm
N 30	at New Mexico*	Facebook	2 pm
D 7	MW Championship	ESPN	2 pm

* Mountain West Game
All times Mountain. Home games in **BOLD CAPS**.

/// GAME 3 INFORMATION ///

TV: CBS SPORTS NETWORK

- **Play-by-Play** Rich Waltz
- **Analyst** Aaron Taylor
- **Reporter** Jenny Dell
- **Xfinity (Utah)** Ch. 269/753HD
- **DISH** Ch. 158
- **DirecTV** Ch. 221

RADIO: AGGIE SPORTS NETWORK

- **Play-by-Play** Scott Garrard
- **Analyst** Kevin White
- **Online** 1280thezone.com / Tunein.com
- **National** Internet 977

SOCIAL MEDIA: #AGGIESALLTHEWAY

- **Twitter/Instagram** @USUFootball
- **Facebook** USUFootball
- **YouTube** UtahStateFootball
- **Live Stats** UtahState.Statbroadcast.com

/// AGGIE RADIO NETWORKS ///

• Every Utah State football game can be heard live on the Aggie Radio Network. **Scott Garrard** serves as the play-by-play announcer, while former USU quarterback **Kevin White** (1988-89) will provide color analysis. Games can also be heard on the Internet (www.UtahStateAggies.com) by clicking on the 'Listen Live' link, as well as on the TuneIn App.

- Salt Lake City KZNS (1280 AM/97.5 FM)
- Logan KBLU-LP (92.3 FM)
- Cache Valley ... KACH (1340 AM/105.5 FM)
- Price KRPX (95.3 FM)
- Green River KRPX (102.7 FM)
- Moab KRPX (100.3 FM)
- Orangeville KRPX (95.9 FM)

AGGIES BEGIN MOUNTAIN WEST PLAY AT SAN DIEGO STATE

Game will be nationally televised on CBS Sports Network Saturday night at 8:30 p.m. (MT).



Utah State ranks second in the nation in total offense with 656.5 yards per game, including third nationally with its 404.0 passing yards per game. USU also ranks 13th in the nation in scoring at 48.5 points per game.

/// THE MATCHUP ///

UTAH STATE (1-1, 0-0 MW) vs. SAN DIEGO STATE (3-0, 0-0 MW)

Saturday, Sept. 21, 2019 • 8:30 p.m. (MT) • San Diego, Calif. • SDCCU Stadium (54,000)

UTAH STATE AGGIES

2019 Record: 1-1, 0-0 Mountain West

Last Game: Sept. 7, 2019

• W, 62-7 vs. Stony Brook

Head Coach: Gary Andersen

• **School Record:** 27-25 (5th year)

• **Career Record:** 53-53 (10th year)

• **Mountain West Record:** 0-0 (1st year)

• **vs. San Diego State:** 0-1

Statistical Leaders

• **Pass:** Jordan Love (58-82, 710, 4 TD, 3 INT)

• **Rush:** Jaylen Warren (28-246, 3 TD)

• **Rec.:** Siasoi Mariner (13-191, 2 TD)

• **Def.:** David Woodward (28 TKL, 3.5 TFL, 2 FF)



SAN DIEGO STATE AZTECS

2019 Record: 3-0, 0-0 Mountain West

Last Game: Sept. 14, 2019

• W, 31-10 at New Mexico State

Head Coach: Rocky Long

• **School Record:** 74-35 (9th year)

• **Career Record:** 139-104 (20th year)

• **Mountain West Record:** 86-51 (19th year)

• **vs. Utah State:** 4-1

Statistical Leaders

• **Pass:** Ryan Agnew (55-86, 507, 2 TD, 1 INT)

• **Rush:** Jordan Byrd (37-197, 2 TD)

• **Rec.:** Kobe Smith (11-165, 1 TD)

• **Def.:** Dwayne Johnson (25 TKL, 1.5 TFL, 1 FF)



/// KICKOFF COVERAGE ///

• Utah State has won six of its last seven league openers and is 5-1 all-time in Mountain West openers, which includes a 2-0 road record. This will be Utah State's third league opener on the road in its seven years in the MW. Overall, USU is 33-26-3 (.556) all-time in conference openers and has a 13-13-3 (.500) record in league openers on the road.

• Utah State is 30-18 (.625) all-time in the Mountain West, including a 13-11 (.542) road record, and has won 41 of its last 59 (.695) league games dating back to 2011.

• Utah State is 15-4 (.790) all-time against teams from the West Division of the Mountain West, which is the best record in the conference. Overall, USU has a 4-0 record against Hawai'i, UNLV and San José State, a 2-1 record against Fresno State, a 1-1 record against Nevada and an 0-2 mark against San Diego State dating back to 2013 when the MW split into two divisions. Other teams with winning records against the West Division include Boise State (16-5), Colorado State (14-5), San Diego State (21-9), Fresno State (19-11), Nevada (17-13) and Air Force (10-9).

• Utah State is 7-4 in its last 11 road games, including a 6-2 Mountain West record. In its last 11 road games, USU is averaging 37.8 points and 436.3 yards of total offense (241.1 passing, 195.2 rushing). USU has also scored at least 30 points seven times and has had at least 500 yards total offense five times in its last 11 road games.

• Utah State is 17-4 in its last 21 games under head coach **Gary Andersen**, which includes a 7-3 road record. In fact, those four losses under Andersen are by a combined nine points.

• Utah State is among the top 40 teams in the nation in 14 statistical categories, including ranking second in total offense (656.5 yards per game), third in passing offense (404.0 yards per game), 13th in scoring (48.5 points per game) and 20th in rushing offense (252.5 yards per game). Conversely, San Diego State ranks third nationally in rushing defense (42.3 yards per game), fourth in the nation in scoring defense (8.0 points per game) and 11th nationally in total defense (248.0 yards per game).

ALPHABETICAL

No.	Name	Pos.
63	Adams, Ashton	OL
2	Adams, Terin	CB
58	Ali'ifua, Demytrick	OL
94	Andersen, Caden	DT
91	Anderson, Devon	DT
22	Anyanwu, Michael	CB
64	Avendano, Heneli	OL
24	Baker, Dalton	DE
45	Bannerman, Jaylin	DE
98	Bartolic, Christopher	P
89	Boman, Travis	TE
4	Bond, Shaq	S
99	Bowcut, Josh	DT
60	Bowles, Wyatt	OL
61	Bredsguard, Aaron	DE
1	Bright, Gerold	RB
34	Burt, Riley	RB
49	Callister, Pierce	P
7	Calvin, Josh	QB
12	Carter, Ajani	WR
19	Carter, Sean	WR
59	Coles, Connor	PK
3	Colombi, Henry	QB
17	Compton, Taylor	WR
89	Dalton, Aaron	P
59	Davison, Aric	OL
74	Dolphin, Chandler	OL
	Duncan, Keegan	LB
43	Drews, Jack	TE
84	Eaton, Kanen	WR
62	Eberle, Dominik	PK
72	Edwards, Alfred	OL
95	Faamafoe, Diamond	DT
90	Fafa, Ritisoni	DT
32	Fehoko, Sione	RB
10	Galeai, Tipa	DE
5	Gilliam, Cash	S
21	Grayson, Andre	CB
25	Green, Jarrod	CB
8	Gunther, Braxton	S
73	Hack, Kyler	OL
6	Haney, Cameron	CB
53	Harris, Braden	DE
20	Harris, Keith	S
42	Heninger, Nick	DE
70	Hill, Hunter	OL
28	Hussey, Oakley	S
14	Jackson, Zahodri	CB
77	Koch, Andy	OL
18	Lampkin, Cam	CB
34	Langi, Daniel	DE
48	Larsen, Connor	DE
67	Lasike, Sione	OL
55	LaValle, Christian	DT
47	Lee, Logan	TE
3	Lefeged Jr., Troy	S
5	Legas, Cooper	QB
44	Leilua, Fua	DT
37	Lockett, Sam	S
10	Love, Jordan	QB
30	Maddox, Patrick	S
39	Magalei, Maika	LB
29	Makakona, Pallate	RB
85	Manu, Mosese	TE
80	Mariner, Siasosi	WR
40	Mathews, Dustin	LB
79	Meacham, Wade	OL
33	Meitzenheimer, Kevin	LB
82	Merrill, Sawyer	WR
86	Mortenson, Bryce	TE

NUMERICAL

No.	Name	Pos.	Ht.	Wt.	Cl.	Exp.	Hometown (High School/Last School)
1	Gerold Bright	RB	5-10	190	Sr.	3L	Pensacola, Fla. (Escambia HS)
2	Terin Adams	CB	5-11	180	Jr.	TR	Kirkland, Wash. (Eastside Catholic HS/Arizona State)
3	Henry Colombi	QB	6-2	205	So.	1L	Hollywood, Fla. (Chaminade Madonna College Prep)
3	Troy Lefeged Jr.	S	5-11	190	Jr.	JC	Montgomery Village, Md. (Avalon HS/Fullerton JC)
4	Shaq Bond	S	5-10	195	Jr.	1L	Decatur, Ill. (MacArthur HS/Southwestern JC)
5	Cash Gilliam	S	5-11	200	Jr.	JC	Dayton, Ohio (Wayne HS/Arizona Western JC)
5	Cooper Legas	QB	6-2	205	Fr.	HS	Orem, Utah (Orem HS)
6	Cameron Haney	CB	5-10	185	Sr.	3L	Los Angeles, Calif. (Cathedral HS)
6	Andrew Peasley	QB	6-2	200	Fr.	RS	La Grande, Ore. (La Grande HS)
7	Josh Calvin	QB	6-2	185	Fr.	HS	Bellflower, Calif. (Mayfair HS)
7	DJ Williams	CB	5-9	180	Sr.	1L	Smyrna, Tenn. (Smyrna HS/Independence CC)
8	Braxton Gunther	S	5-10	185	Jr.	1L	Woods Cross, Utah (Woods Cross HS)
9	David Woodward	LB	6-2	235	Jr.	2L	Olympia, Wash. (Olympia HS)
10	Tipa Galeai	DE	6-5	235	Sr.	1L	Eufless, Texas (Trinity HS/TCU)
10	Jordan Love	QB	6-4	225	Jr.	2L	Bakersfield, Calif. (Liberty HS)
11	Savon Scarver	WR	5-11	180	Jr.	2L	Las Vegas, Nev. (Centennial HS)
12	Ajani Carter	WR	6-0	185	Fr.	HS	Houston, Texas (North Shore HS)
13	Deven Thompkins	WR	5-7	160	So.	1L	Fort Myers, Fla. (Dunbar HS)
14	Zahodri Jackson	CB	5-10	185	So.	1L	Sarasota, Fla. (Riverview HS)
15	Simon Thompson	LB	6-1	205	Fr.	HS	Salem, Ore. (West Salem HS)
16	Jordan Nathan	WR	5-8	180	Jr.	2L	Monrovia, Calif. (Monrovia HS)
17	Taylor Compton	WR	5-8	175	Jr.	1L	Logan, Utah (Logan HS)
18	Cam Lampkin	CB	5-9	170	Fr.	HS	Mesquite, Texas (Poteet HS)
19	Sean Carter	WR	6-2	195	Jr.	JC	Westlake Village, Calif. (Westlake HS/Fullerton JC)
20	Keith Harris	S	5-10	175	Fr.	HS	Lawndale, Calif. (Leuzinger HS)
20	Jaylen Warren	RB	5-8	215	Jr.	JC	Salt Lake City, Utah (East HS/Snow College)
21	Andre Grayson	CB	5-8	175	So.	1L	Rancho Cucamonga, Calif. (Etiwanda HS)
22	Michael Anyanwu	CB	5-9	180	Fr.	RS	Covina, Calif. (Charter Oak HS)
23	Dominic Tatum	CB	6-2	180	Fr.	HS	Culver City, Calif. (Culver City HS)
24	Dalton Baker	DE	6-5	245	Sr.	3L	Payson, Utah (Payson HS)
25	Jarrod Green	CB	5-11	180	So.	1L	Elk Grove, Calif. (Cosumnes Oaks HS)
26	Chase Nelson	RB	5-10	200	Jr.	1L	Logan, Utah (Logan HS)
27	Enoch Nawahine	RB	6-1	195	Fr.	HS	Kahuku, Hawaii (Kahuku HS)
28	Oakley Hussey	S	6-1	200	Fr.	HS	Idaho Falls, Idaho (Hillcrest HS)
29	Pailate Makakona	RB	5-10	200	So.	TR	West Valley City, Utah (Hunter HS/Colorado Mesa)
30	Patrick Maddox	S	5-10	205	So.	TR	Portland, Ore. (Westview HS/Linfield College)
32	Sione Fehoko	RB	5-7	195	So.	SQ	Salt Lake City, Utah (Cottonwood HS)
32	Matthew Sterzer	S	6-2	225	Fr.	RS	Taylorsville, Utah (Taylorsville HS)
33	Kevin Meitzenheimer	LB	6-0	230	Jr.	2L	Moreno Valley, Calif. (Moreno Valley HS)
34	Riley Burt	RB	6-1	215	Gr.	TR	Mantua, Utah (Box Elder HS/BYU)
34	Daniel Langi	DE	6-0	230	So.	SQ	South Jordan, Utah (Bingham HS)
36	Jared Reed	CB	6-0	180	So.	TR	Portland, Ore. (Central Catholic HS/Portland State)
37	Sam Lockett	S	6-0	190	Fr.	RS	Spokane, Wash. (Gonzaga Prep)
38	Eric Munoz	LB	6-0	230	Jr.	RS	Belvidere, Ill. (Belvidere HS/San Diego Mesa CC)
39	Maika Magalei	LB	6-1	235	R-So.	1L	Lakewood, Wash. (Lakes HS)
40	Dustin Mathews	LB	6-1	225	Fr.	RS	Bountiful, Utah (Viewmont HS)
41	Elijah Shelton	DE	6-1	230	Fr.	RS	Salt Lake City, Utah (Highland HS)
42	Nick Heninger	DE	6-2	245	Jr.	TR	South Jordan, Utah (Bingham HS/Utah)
43	Jack Drews	TE	6-3	240	Fr.	HS	Ramona, Calif. (Ramona HS)
44	Fua Leilua	DT	6-3	295	Sr.	1L	Anaheim, Calif. (Spanish Fork HS/Oklahoma State)
45	Jaylin Bannerman	DE	6-5	245	Jr.	JC	Pickerington, Ohio (Pickerington Central HS/Arizona Western JC)
46	Addison Trupp	DE	6-2	230	Fr.	HS	Salt Lake City, Utah (East HS)
47	Logan Lee	TE	6-4	245	Jr.	2L	Rexburg, Idaho (Madison HS)
47	Kaleo Neves	DE	6-0	195	Fr.	HS	Provo, Utah (Timpview HS)
48	Connor Larsen	DE	6-5	240	Fr.	HS	American Fork, Utah (American Fork HS)
49	Pierce Callister	P	6-0	170	Fr.	HS	Ogden, Utah (Weber HS)
50	Jesse Vasquez	LS	5-11	225	Fr.	HS	Thousand Oaks, Calif. (Oaks Christian School)
51	Justus Te'i	DE	6-3	240	R-Jr.	2L	Oceanside, Calif. (Mission Hills HS)
52	Jaymason Willingham	LB	6-1	220	Fr.	HS	Steilacoom, Wash. (Steilacoom HS)
53	Braden Harris	DE	6-2	230	Sr.	SQ	Gunnison, Utah (Gunnison Valley HS)
54	Dean Rice	DT	6-2	310	Fr.	HS	Yuba City, Calif. (River Valley HS)
54	Noah Young	LB	6-0	220	So.	JC	Gulf Breeze, Fla. (Gulf Breeze HS/Southwestern JC)
55	Christian LaValle	DT	5-11	240	Fr.	HS	Mission Viejo, Calif. (Mission Viejo HS)
56	Ethan Vowles	LB	6-2	190	Fr.	RS	Arvada, Colo. (Ralston Valley HS)
57	Brandon Pada	LS	5-10	210	Jr.	1L	Glendale, Ariz. (Mountain Ridge HS)
58	Demytrick Ali'ifua	OL	6-3	305	Jr.	2L	Hayward, Calif. (San Leandro HS)
59	Connor Coles	PK	6-0	190	R-So.	SQ	Bozeman, Mont. (Bozeman HS)
59	Aric Davison	OL	6-3	290	Fr.	HS	Richland, Wash. (Richland HS)
60	Wyatt Bowles	OL	6-4	300	Fr.	RS	West Point, Utah (Syracuse HS)
61	Aaron Bredsguard	DE	6-3	225	Fr.	HS	Bountiful, Utah (Viewmont HS)





NUMERICAL

No.	Name	Pos.	Ht.	Wt.	Cl.	Exp.	Hometown (High School/Last School)
62	Dominik Eberle	PK	6-2	190	Sr.	2L	Nuremberg, Germany (Redondo Union (CA) HS)
63	Ashton Adams	OL	6-3	305	Fr.	HS	Salem, Ore. (South Salem HS)
64	Heneli Avendano	OL	6-3	290	Fr.	RS	Sandy, Utah (Jordan HS)
65	Karter Shaw	OL	6-4	305	Fr.	RS	South Jordan, Utah (Herriman HS)
66	Mohelika Uasike	OL	6-1	305	R-Jr.	2L	Eules, Texas (L.D. Bell HS)
67	Sione Lasike	OL	6-1	295	Fr.	HS	Las Vegas, Nev. (Bishop Gorman HS)
68	Logan Wood	OL	6-1	290	Fr.	HS	Grand Junction, Colo. (Fruita Monument HS)
70	Hunter Hill	OL	6-5	285	Fr.	HS	Orem, Utah (Orem HS)
72	Alfred Edwards	OL	6-7	310	So.	1L	Redlands, Calif. (Redlands Senior HS)
73	Kyler Hack	OL	6-4	300	So.	RS	Las Vegas, Nev. (Palo Verde HS/Orange Coast CC)
74	Chandler Dolphin	OL	6-3	295	So.	SQ	Sandy, Utah (Alta HS)
75	Ty Shaw	OL	6-4	300	Jr.	1L	South Jordan, Utah (Herriman HS)
76	Jackson Owens	OL	6-5	305	Fr.	HS	Sandy, Utah (East HS)
77	Andy Koch	OL	6-6	290	Fr.	RS	Eastvale, Calif. (Eleanor Roosevelt HS)
78	Jacob South	OL	6-5	295	Fr.	RS	Anacortes, Wash. (Anacortes HS)
79	Wade Meacham	OL	6-6	305	Fr.	RS	Layton, Utah (Layton HS)
80	Siaosi Mariner	WR	6-2	195	Gr.	TR	Tustin, Calif. (Tustin HS/Utah)
81	Tim Patrick Jr.	WR	6-0	185	Fr.	RS	San Diego, Calif. (Morse HS)
82	Sawyer Merrill	WR	6-0	175	Fr.	HS	El Dorado Hills, Calif. (Oak Ridge HS)
83	Derek Wright	WR	6-1	185	Jr.	JC	Sterling, Utah (Manti HS/Snow College)
84	Kanen Eaton	WR	6-2	170	Fr.	HS	Vancouver, Wash. (Columbia River HS)
84	Kyle Van Leeuwen	WR	5-8	180	Fr.	HS	Provo, Utah (Timpview HS)
85	Mosese Manu	TE	6-3	250	Jr.	JC	West Bountiful, Utah (Bountiful HS/Mt. San Antonio JC)
86	Bryce Mortenson	TE	6-6	240	Fr.	RS	Smithfield, Utah (Sky View HS)
87	Caleb Repp	TE	6-5	225	Gr.	TR	Rancho Cucamonga, Calif. (Los Osos HS/Utah)
88	Carson Terrell	TE	6-5	245	Jr.	2L	Lehi, Utah (Lehi HS)
89	Travis Boman	TE	6-4	245	Jr.	1L	Henderson, Nev. (Coronado HS)
89	Aaron Dalton	P	6-4	215	R-Sr.	3L	Bountiful, Utah (Viewmont HS)
90	Ritisoni Fata	DT	6-1	295	Jr.	2L	Redlands, Calif. (East Valley HS)
91	Devon Anderson	DT	6-1	295	Sr.	2L	Baltimore, Md. (Overlea HS/Dodge City CC)
92	Hale Motu'apuaka	DT	6-2	285	Fr.	RS	Honolulu, Hawaii (Punahou HS)
93	Jacoby Wildman	DE	6-2	250	Gr.	3L	Logan, Utah (Logan HS)
94	Caden Andersen	DT	6-2	280	Jr.	1L	Logan, Utah (Logan HS)
95	Diamond Faamafoe	DT	6-0	295	Fr.	HS	Draper, Utah (Alta HS)
96	Christopher Unga	DT	6-0	295	Sr.	3L	Rochester, Calif. (Rancho Cucamonga HS)
97	Jake Pitcher	DE	6-3	245	Jr.	SQ	Smithfield, Utah (Sky View HS)
98	Christopher Bartolic	P	6-0	195	Jr.	JC	Newport Beach, Calif. (Corona del Mar HS/Orange Coast CC)
98	AJ Vongphachanh	DE	6-3	230	Fr.	HS	Pasco, Wash. (Chiawana HS)
99	Josh Bowcuf	DT	6-4	280	Fr.	HS	Sherwood, Ore. (Sherwood HS)
	Keegan Duncan	LB	6-3	220	Fr.	HS	Declo, Idaho (Declo HS)

ALPHABETICAL

No.	Name	Pos
92	Motu'apuaka, Hale	DT
38	Munoz, Eric	LB
16	Nathan, Jordan	WR
27	Nawahine, Enoch	RB
26	Nelson, Chase	RB
47	Neves, Kaleo	DE
76	Owens, Jackson	OL
57	Pada, Brandon	LS
81	Patrick Jr., Tim	WR
6	Peasley, Andrew	QB
97	Pitcher, Jake	DE
36	Reed, Jared	CB
87	Repp, Caleb	TE
54	Rice, Dean	DT
11	Scarver, Savon	WR
65	Shaw, Karter	OL
75	Shaw, Ty	OL
41	Shelton, Elijah	DE
78	South, Jacob	OL
32	Sterzer, Matthew	S
23	Tatum, Dominic	CB
51	Te'i, Justus	DE
88	Terrell, Carson	TE
13	Thompkins, Deven	WR
15	Thompson, Simon	LB
46	Trupp, Addison	DE
66	Uasike, Mohelika	OL
96	Unga, Christopher	DT
84	Van Leeuwen, Kyle	WR
50	Vasquez, Jesse	LS
98	Vongphachanh, AJ	DE
56	Vowles, Ethan	LB
20	Warren, Jaylen	RB
93	Wildman, Jacoby	DE
7	Williams, DJ	CB
52	Willingham, Jaymason	LB
68	Wood, Logan	OL
9	Woodward, David	LB
83	Wright, Derek	WR
54	Young, Noah	LB

/// COACHING STAFF ///

Head Coach (Defensive Tackles): Gary Andersen (Utah, 1986), First Season/Fifth Overall; **Assistant Head Coach (Tight Ends): Frank Maile** (Utah State, 2007), Fourth Season/Ninth Overall; **Offensive Coordinator (Quarterbacks): Mike Sanford** (Boise State, 2005), First Season; **Defensive Coordinator (Inside Linebackers): Justin Ena** (BYU, 2001), First Season; **Special Teams Coordinator (Running Backs): Stacy Collins** (Western Oregon, 1998), Fourth Season; **Passing Game Coordinator (Wide Receivers): Jason Phillips** (Houston, 2001), First Season; **Assistant Coach (Offensive Line): TJ Woods** (Azusa Pacific, 2002), First Season/Fifth Overall; **Assistant Coach (Defensive Ends): Bojay Filimoeatu** (Utah State, 2012), First Season; **Assistant Coach (Safeties): Mike Caputo** (Wisconsin, 2015), First Season; **Assistant Coach (Cornerbacks): Mark Orphey** (Texas Southern, 2010), First Season; **Offensive Analyst: Mike Favero** (Utah State, 1992), First Season; **Assistant Athletics Director for Academics & Student-Athlete Development: Waqa Damuni** (Utah State, 1998), Seventh Season; **Assistant Athletics Director for Football Operations: Zach Nyborg** (BYU, 2011), Second Season; **Director of Strength & Conditioning for Football: Jordan Hicks** (Georgetown (Ky.), 2005), First Season; **Assistant Strength & Conditioning Coach: Joe Powell** (Central Michigan, 2014), Second Season; **Assistant Strength & Conditioning Coach: Connor Gorny** (Ball State, 2016), First Season; **Strength & Conditioning Graduate Assistant: Dalton Elliott** (Sioux Falls, 2018), First Season; **Strength & Conditioning Graduate Assistant: Junior Salt** (Utah, 2015), First Season; **Director of Player Personnel: Keegan Andersen** (Utah State, 2013), First Season; **Assistant Director of Player Personnel: Trevor McFalls** (Southern Utah, 2015), First Season; **Assistant Director of Recruiting: Trevor Mann** (Utah State, 2016), First Season; **Offensive Graduate Assistant: Jamison Jones** (Utah State, 2018), First Season; **Offensive Graduate Assistant: Austin Stephens** (Utah State, 2015), First Season; **Defensive Graduate Assistant: Al Lapuaho** (Utah State, 2012), Second Season; **Defensive Graduate Assistant: Hayden Mace** (Linfield, 2012), First Season; **Special Teams Administrative Assistant: Eric Raisbeck** (Wisconsin-La Crosse, 2008), First Season; **Associate Athletics Director for Sports Medicine: Mike Williams** (Utah State, 1996), 21st Season; **Assistant Athletics Director for Equipment Operations: Mike Bair** (Utah State, 1995), 23rd Season; **Assistant Athletics Director for Video Operations: Bill Garren** (Idaho State, 2002), 14th Season.



Gary Andersen
Head Coach/DT
(Field)



Frank Maile
Assistant Head Coach/TE
(Field)



Mike Sanford
Offensive Coordinator/
QB
(Press Box)



Justin Ena
Defensive Coordinator/
ILB
(Field)



Stacy Collins
Special Teams Coordinator/
RB
(Field)




Jason Phillips
Passing Game Coordinator/
WR
(Field)



TJ Woods
Offensive Line
(Field)



Bojay Filimoeatu
Defensive Ends
(Field)



Mike Caputo
Safeties
(Press Box)



Mark Orphey
Cornerbacks
(Field)





2019 UTAH STATE DEPTH CHART

/// OFFENSE ///

X-WR	11 Savon Scarver (5-11, 180, Jr., 2L)
	12 Ajani Carter (6-0, 185, Fr., HS)
	81 Tim Patrick Jr. (6-0, 190, Fr., RS)
H-WR	16 Jordan Nathan (5-8, 180, Jr., 2L)
	17 Taylor Compton (5-8, 175, Jr., 1L)
	13 Deven Thompkins (5-7, 160, So., 1L)
LT	72 Alfred Edwards (6-7, 310, So., 1L)
	78 Jacob South (6-5, 295, Fr., RS)
LG	75 Ty Shaw (6-4, 300, Jr., 1L)
	64 Heneli Avendano (6-3, 290, Fr., RS)
C	58 Demytrick Ali'ifua (6-3, 305, Jr., 2L)
	74 Chandler Dolphin (6-3, 295, So., SQ)
RG	65 Karter Shaw (6-4, 305, Fr., RS)
	66 Mohelika Uasike (6-1, 305, R-Jr., 2L)
RT	77 Andy Koch (6-6, 290, Fr., RS)
	73 Kyler Hack (6-4, 300, So., RS)
Y-TE	87 Caleb Repp (6-5, 225, Sr., TR)
-or-	88 Carson Terrell (6-5, 245, Jr., 2L)
	89 Travis Boman (6-4, 245, Jr., 1L)
Z-WR	80 Siasoi Mariner (6-2, 195, Sr., TR)
	83 Derek Wright (6-1, 185, Jr., JC)
	19 Sean Carter (6-2, 195, Jr., JC)
RB	1 Gerold Bright (5-10, 190, Sr., 3L)
	20 Jaylen Warren (5-8, 215, Jr., JC)
	34 Riley Burt (6-1, 215, Sr., TR)
QB	10 Jordan Love (6-4, 225, Jr., 2L)
	3 Henry Colombi (6-2, 205, So., 1L)
	5 Cooper Legas (6-2, 205, Fr., HS)

/// DEFENSE ///

DE	51 Justus Te'i (6-3, 240, R-Jr., 2L)
	93 Jacoby Wildman (6-2, 250, Sr., 3L)
-or-	97 Jake Pitcher (6-3, 260, Jr., SQ)
DT	91 Devon Anderson (6-1, 295, Sr., 2L)
	94 Caden Andersen (6-3, 285, Jr., 1L)
	92 Hale Motu'apuaka (6-2, 285, Fr., RS)
DT	96 Christopher Unga (6-0, 295, Sr., 3L)
	90 Ritisoni Fata (6-1, 295, Jr., 2L)
DE	10 Tipa Galeai (6-5, 235, Sr., 1L)
	24 Dalton Baker (6-5, 245, Sr., 3L)
-or-	42 Nick Heninger (6-2, 245, Jr., TR)
ILB	9 David Woodward (6-2, 235, Jr., 2L)
	41 Elijah Shelton (6-1, 230, Fr., RS)
ILB	33 Kevin Meitzenheimer (6-0, 230, Jr., 2L)
	38 Eric Munoz (6-0, 230, Jr., RS)
NKL	21 Andre Grayson (5-8, 175, So., 1L)
	25 Jarrod Green (5-11, 180, So., 1L)
CB	7 DJ Williams (5-9, 180, Sr., 1L)
	23 Dominic Tatum (6-2, 180, Fr., HS)
S	4 Shaq Bond (5-10, 195, Jr., 1L)
	8 Braxton Gunther (5-10, 185, Jr., 1L)
S	3 Troy Lefeged Jr. (5-11, 190, Jr., JC)
	5 Cash Gilliam (5-11, 200, Jr., JC)
CB	18 Cam Lampkin (5-9, 170, Fr., HS)
	6 Cameron Haney (5-10, 185, Sr., 3L)

/// SPECIALISTS ///

P	89 Aaron Dalton (6-4, 215, R-Sr., 3L)
	98 Christopher Bartolic (6-0, 195, Jr., JC)
PK/K	62 Dominik Eberle (6-2, 190, Sr., 2L)
	59 Connor Coles (6-0, 190, R-So., SQ)
LS	57 Brandon Pada (5-10, 210, Jr., 1L)
	50 Jesse Vasquez (5-11, 225, Fr., HS)
HLD	89 Aaron Dalton (6-4, 215, R-Sr., 3L)
	26 Chase Nelson (5-10, 200, Jr., 1L)
PR	16 Jordan Nathan (5-8, 180, Jr., 2L)
	13 Deven Thompkins (5-7, 160, So., 1L)
KOR	11 Savon Scarver (5-11, 180, Jr., 2L)
	13 Deven Thompkins (5-7, 160, So., 1L)
	21 Andre Grayson (5-8, 175, So., 1L)
	1 Gerold Bright (5-10, 190, Sr., 3L)

BOLD = Returning Starter

/// CAREER GAMES PLAYED / STARTED ///

89 Aaron Dalton, R-Sr., P	40/0	13 Deven Thompkins, So., WR	15/0	78 Jacob South, R-Fr., OL	3/0
6 Cameron Haney, Sr., CB	37/10	44 Fua Leilua, Sr., DT	14/14	3 Troy Lefeged Jr., S	2/2
93 Jacoby Wildman, Fr., DE	37/4	14 Zahodri Jackson, So., CB	14/2	80 Siasoi Mariner, Sr., WR	2/2
24 Dalton Baker, Sr., DE	36/5	21 Andre Grayson, So., CB	14/1	5 Cash Gilliam, Jr., S	2/1
1 Gerold Bright, Sr., RB	36/6	94 Caden Andersen, Jr., DT	14/0	18 Cam Lampkin, Fr., CB	2/1
62 Dominik Eberle, Sr., PK	32/0	72 Alfred Edwards, So., OL	13/12	87 Caleb Repp, Sr., TE	2/1
96 Christopher Unga, Sr., DT	30/20	89 Travis Boman, Jr., TE	13/0	22 Michael Anyanwu, R-Fr., CB	2/0
51 Justus Te'i, R-Jr., DE	30/11	25 Jarrod Green, So., CB	13/0	34 Riley Burt, Sr., DE	2/0
58 Demytrick Ali'ifua, Jr., OL	28/6	75 Ty Shaw, Jr., OL	12/2	42 Nick Heninger, Jr., DE	2/0
11 Savon Scarver, Jr., WR	28/2	4 Shaq Bond, Jr., S	10/10	37 Sam Lockett, R-Fr., S	2/0
10 Jordan Love, Jr., QB	27/21	3 Henry Colombi, So., QB	8/0	20 Jaylen Warren, Jr., RB	2/0
16 Jordan Nathan, Jr., WR	27/19	53 Braden Harris, Sr., DE	7/0	83 Derek Wright, Jr., WR	2/0
91 Devon Anderson, Sr., DT	27/16	65 Karter Shaw, R-Fr., OL	6/2	2 Terin Adams, Jr., CB	1/0
88 Carson Terrell, Jr., TE	27/5	38 Eric Munoz, R-Jr., LB	6/0	34 Daniel Langi, So., LB	1/0
9 David Woodward, Jr., LB	24/15	97 Jake Pitcher, Jr., DE	6/0	45 Jaylin Bannerman, Jr., DE	1/0
66 Mohelika Uasike, R-Jr., OL	24/3	77 Andy Koch, R-Fr., OL	5/2	98 Christopher Bartolic, Jr., P	1/0
47 Logan Lee, Jr., TE	22/3	64 Heneli Avendano, R-Fr., OL	5/0	49 Pierce Callister, Fr., P	1/0
33 Kevin Meitzenheimer, Jr., LB	21/2	74 Chandler Dolphin, So., OL	5/0	12 Ajani Carter, Fr., WR	1/0
90 Ritisoni Fata, Jr., DT	19/2	79 Wade Meacham, R-Fr., OL	5/0	19 Sean Carter, Jr., WR	1/0
39 Maika Magalei, R-So., LB	17/4	73 Kyler Hack, R-So., OL	4/1	55 Christian LaValle, Fr., DT	1/0
17 Taylor Compton, Jr., WR	17/0	60 Wyatt Bowles, R-Fr., OL	4/0	85 Mosese Manu, Jr., TE	1/0
8 Braxton Gunther, Jr., S	16/0	59 Connor Coles, R-So., PK	4/0	27 Enoch Nawahine, Fr., RB	1/0
7 DJ Williams, Sr., CB	15/15	92 Hale Motu'apuaka, R-Fr., DT	4/0	76 Jackson Owens, Fr., OL	1/0
10 Tipa Galeai, Sr., DE	15/14	6 Andrew Peasley, R-Fr., QB	4/0	23 Dominic Tatum, Fr., CB	1/0
26 Chase Nelson, Jr., RB	15/0	81 Tim Patrick Jr., R-Fr., WR	3/0	98 AJ Vongphachanh, Fr., DE	1/0
57 Brandon Pada, Jr., LS	15/0	41 Elijah Shelton, R-Fr., DE	3/0		

/// 2019 PRONUNCIATION GUIDE ///

58 Demytrick Ali'ifua	Ah-lee-ee-foo-uh	28 Oakley Hussey	Huss-ee	33 Kevin Meitzenheimer	Met-zen-hi-mur
91 Devon Anderson	Duh-von	14 Zahodri Jackson	Zuh-haad-ree	92 Hale Motu'apuaka	Huh-lay Mow-too-uh-poo-uh-kuh
22 Michael Anyanwu	Aun-yawn-wu	34 Daniel Langi	Lung-ee	27 Enoch Nawahine	E-nick Nah-wah-hee-nay
64 Heneli Avendano	Hen-eh-lee Ah-ven-da-no	67 Sione Lasike	See-own-nay Luh-see-kay	47 Kaleo Neves	Kuh-lay-o Nev-s
12 Ajani Carter	Ah-john-e	55 Christian LaValle	Luh-Val	11 Savon Scarver	Say-von
3 Henry Colombi	Cuh-lum-bee	3 Troy Lefeged Jr.	Lef-ridge	51 Justus Te'i	Tay-ee
80 Kanen Eaton	Can-un	5 Cooper Legas	Lay-gah	88 Carson Terrell	Tear-ul
62 Dominik Eberle	Eb-err-lee	44 Fua Leilua	Foo-uh Lay-loo-uh	66 Mohelika Uasike	Mo-heh-lee-ka Wa-s-kay
95 Diamond Faamafoe	Fie-muh-foe	39 Maika Magalei	Mika Mung-uh-lay	96 Christopher Unga	Oo-nga
90 Ritisoni Fata	Ree-tee-sony Fah-tuh	29 Pailate Makakona	Pie-la-teh Ma-ka-kona	84 Kyle Van Leeuwen	Van Lou-en
32 Sione Fehoko	See-oh-nay Fay-ho-ko	85 Mosese Manu	Mow-seh-seh Mah-new	50 Jesse Vasquez	Vas-kez
10 Tipa Galeai	Tee-puh Nah-lay-eye	80 Siasoi Mariner	See-oh-say	98 AJ Vongphachanh	Vong-puh-chawn
5 Cash Gilliam	Gill-ee-um	79 Wade Meacham	Me-chum		





/// SQUAD BREAKDOWN (109) ///

Freshmen	47
Sophomores	16
Juniors	31
Seniors	11
Graduates	4

/// LETTERMEN RETURNING (31) ///

OFFENSE (13)

Demytrick Ali'ifua (Jr., 6-3, 305, 2L)	OL
Travis Boman (Jr., 6-4, 245, 1L)	TE
Gerold Bright (Sr., 5-10, 190, 3L)	RB
Henry Colombi (So., 6-2, 205, 1L)	QB
Taylor Compton (Jr., 5-8, 175, 1L)	WR
Alfred Edwards (So., 6-7, 310, 1L)	OL
Logan Lee (Jr., 6-4, 245, 2L)	TE
Jordan Love (Jr., 6-4, 225, 2L)	QB
Jordan Nathan (Jr., 5-8, 180, 2L)	WR
Chase Nelson (Jr., 5-10, 200, 1L)	RB
Savon Scarver (Jr., 5-11, 180, 2L)	WR
Carson Terrell (Jr., 6-5, 245, 2L)	TE
Deven Thompkins (So., 5-7, 160, 1L)	WR

DEFENSE (16)

Caden Andersen (Jr., 6-2, 280, 1L)	DT
Devon Anderson (Sr., 6-1, 295, 2L)	DT
Dalton Baker (Sr., 6-5, 245, 3L)	DE
Shaq Bond (Jr., 5-10, 195, 1L)	S
Ritisoni Fata (Jr., 6-1, 295, 2L)	DT
Tipa Galeai (Sr., 6-5, 235, 1L)	DE
Andre Grayson (So., 5-8, 175, 1L)	CB
Jarrold Green (So., 5-11, 180, 1L)	CB
Cameron Haney (Sr., 5-10, 185, 3L)	CB
Zahodri Jackson (So., 5-10, 185, 1L)	CB
Fua Leilua (Sr., 6-3, 295, 1L)	DT
Kevin Meitzenheimer (Jr., 6-0, 230, 2L)	LB
Christopher 'Unga (Sr., 6-0, 295, 3L)	DT
Jacoby Wildman (Gr., 6-2, 250, 3L)	DE
DJ Williams (Sr., 5-9, 180, 1L)	CB
David Woodward (Jr., 6-2, 235, 2L)	LB

SPECIALISTS (2)

Dominik Eberle (Sr., 6-2, 190, 2L)	PK
Brandon Pada (Jr., 5-10, 210, 1L)	LS

/// STARTERS RETURNING (9) ///

OFFENSE (2)

Alfred Edwards (So., 6-7, 310, 1L)	OL
Jordan Love (Jr., 6-4, 225, 2L)	QB

DEFENSE (7)

Devon Anderson (Sr., 6-1, 295, 2L)	DT
Shaq Bond (Jr., 5-10, 195, 1L)	S
Tipa Galeai (Sr., 6-5, 235, 1L)	DE
Fua Leilua (Sr., 6-3, 295, 1L)	DT
Christopher 'Unga (Sr., 6-0, 295, 3L)	DT
DJ Williams (Sr., 5-9, 180, 1L)	CB
David Woodward (Jr., 6-2, 235, 2L)	LB

/// SQUADMEN RETURNING (7) ///

OFFENSE (3)

Chandler Dolphin (So., 6-3, 295, 5Q)	OL
Sione Fehoko (So., 5-7, 195, 5Q)	RB
Ty Shaw (Jr., 6-4, 300, 1L)	OL

DEFENSE (4)

Braxton Gunther (Jr., 5-10, 185, 1L)	S
Braden Harris (Sr., 6-2, 230, 5Q)	DE
Daniel Langi (So., 6-0, 230, 5Q)	DE
Jake Pitcher (Jr., 6-3, 245, 5Q)	DE

/// REDSHIRTS RETURNING (21) ///

OFFENSE (11)

Heneli Avendano (Fr., 6-3, 290, HS)	OL
Wyatt Bowles (Fr., 6-4, 300, HS)	OL
Kyler Hack (So., 6-4, 300, JC)	OL
Andy Koch (Fr., 6-6, 290, HS)	OL
Wade Meacham (Fr., 6-6, 305, HS)	OL
Bryce Mortenson (Fr., 6-6, 240, HS)	TE
Tim Patrick Jr. (Fr., 6-0, 185, HS)	WR
Andrew Peasley (Fr., 6-2, 200, HS)	QB
Karter Shaw (Fr., 6-4, 305, HS)	OL
Jacob South (Fr., 6-5, 295, HS)	OL
Mohelika Uasike (Jr., 6-1, 305, 2L)	OL

DEFENSE (8)

Michael Anyanwu (Fr., 5-9, 180, HS)	CB
Sam Lockett (Fr., 6-0, 190, HS)	S
Maika Magalei (So., 6-1, 235, 1L)	LB
Dustin Mathews (Fr., 6-1, 225, HS)	LB
Hale Motu'apuaka (6-2, 285, HS)	DT
Eric Munoz (Jr., 6-0, 230, JC)	LB
Elijah Shelton (Fr., 6-1, 230, HS)	DE
Justus Te'i (Jr., 6-3, 240, 2L)	DE

SPECIALISTS (2)

Connor Coles (So., 6-0, 190, 5Q)	PK
Aaron Dalton (Sr., 6-4, 215, 3L)	P

/// NEWCOMERS (51) ///

OFFENSE (22)

Ashton Adams (Fr., 6-3, 305, HS)	OL
Riley Burt (Gr., 6-1, 215, TR)	RB
Josh Calvin (Fr., 6-2, 185, HS)	QB
Ajani Carter (Fr., 6-0, 185, HS)	WR
Sean Carter (Jr., 6-2, 195, JC)	WR
Aric Davison (Fr., 6-3, 290, HS)	OL
Jack Drews (Fr., 6-3, 240, HS)	TE
Kanen Eaton (Fr., 6-2, 170, HS)	WR
Hunter Hill (Fr., 6-5, 285, HS)	OL
Sione Lasike (Fr., 6-1, 295, HS)	OL
Cooper Legas (Fr., 6-1, 205, HS)	QB
Pailate Makakona (So., 5-10, 200, TR)	RB
Mosese Manu (Jr., 6-3, 250, JC)	TE
Siaosi Mariner (Gr., 6-2, 195, TR)	WR
Sawyer Merrill (Fr., 6-0, 175, HS)	WR
Enoch Nawahine (Fr., 6-1, 195, HS)	RB
Jackson Owens (Fr., 6-5, 300, HS)	OL
Caleb Repp (Gr., 6-5, 225, TR)	TE
Kyle Van Leeuwen (Fr., 5-8, 180, HS)	WR
Jaylen Warren (Jr., 5-8, 215, JC)	RB
Logan Wood (Fr., 6-1, 290, HS)	OL
Derek Wright (Jr., 6-1, 185, JC)	WR

DEFENSE (26)

Terin Adams (Jr., 5-11, 180, TR)	CB
Jaylin Bannerman (Jr., 6-5, 245, JC)	DE
Aaron Bredsguard (Fr., 6-3, 225, HS)	DE
Josh Bowcut (Fr., 6-4, 280, HS)	DT
Keegan Duncan (Fr., 6-3, 220, HS)	LB
Diamond Faamafoe (Fr., 6-1, 295, HS)	DT
Cash Gilliam (Jr., 5-11, 200, JC)	S
Keith Harris (Fr., 5-10, 170, HS)	CB
Nick Heninger (Jr., 6-2, 245, TR)	DE
Oakley Hussey (Fr., 6-1, 200, HS)	S
Cam Lampkin (Fr., 5-9, 170, HS)	CB
Connor Larsen (Fr., 6-5, 240, HS)	DE
Christian LaValle (Fr., 5-11, 240, HS)	DT
Troy Lefaged Jr. (Jr., 5-11, 190, JC)	S
Patrick Maddox (So., 5-10, 205, TR)	S
Kaleo Neves (Fr., 6-0, 195, HS)	DE
Jared Reed (So., 6-0, 180, TR)	CB
Dean Rice (Fr., 6-2, 310, HS)	DT
Matthew Sterzer (R-Fr., 6-2, 225, HS)	S
Dominic Tatum (Fr., 6-2, 180, HS)	CB
Simon Thompson (Fr., 6-1, 205, HS)	LB

/// NEWCOMERS (cont.) ///

DEFENSE (cont.)

Addison Trupp (Fr., 6-2, 230, HS)	DE
AJ Vongphachanh (Fr., 6-3, 230, HS)	DE
Ethan Vowles (Fr., 6-2, 190, RS)	LB
Jaymason Willingham (Fr., 6-2, 220, HS)	LB
Noah Young (So., 6-0, 220, JC)	LB

SPECIALISTS (3)

Christopher Bartolic (Jr., 6-0, 195, JC)	P
Pierce Callister (Fr., 6-0, 170, HS)	P
Jesse Vasquez (Fr., 5-11, 225, HS)	LS

/// LETTERMEN LOST (31) ///

OFFENSE (17)

Eltoro Allen (Sr., 5-9, 185, 2L)	RB
Roman Andrus (Sr., 6-4, 310, 2L)	OL
Rob Castaneda (Sr., 6-4, 305, 2L)	OL
Quin Ficklin (Sr., 6-2, 300, 2L)	OL
Jalen Greene (Gr., 6-2, 205, 1L)	WR
Devin Heckstall (Sr., 6-5, 205, 1L)	WR
Justen Hervey (Sr., 5-10, 210, 4L)	RB
Moroni Iniguez (Jr., 6-2, 320, 2L)	OL
D.J. Nelson (Sr., 5-9, 200, 4L)	WR
Dax Raymond (Jr., 6-5, 250, 3L)	TE
Ron'quavion Tarver (Sr., 6-3, 215, 3L)	WR
Sean Taylor (Sr., 6-5, 300, 2L)	OL
Jake Templeton (Sr., 6-2, 305, 1L)	OL
Darwin Thompson (Jr., 5-8, 200, 1L)	RB
KJ Uluave (Sr., 6-4, 300, 2L)	OL
Aaren Vaughns (Sr., 5-7, 185, 2L)	WR
Morian Walker Jr. (Jr., 6-1, 215, 1L)	RB

DEFENSE (12)

Adewale Adeoye (Sr., 6-3, 275, 2L)	DE
Chase Christiansen (Sr., 6-1, 230, 3L)	LB
Gaje Ferguson (Sr., 6-0, 210, 3L)	S
Deante Fortenberry (Sr., 5-9, 190, 2L)	CB
Baron Gajkowski (Jr., 6-1, 220, 2L)	LB
Ja'Marcus Ingram (Jr., 6-1, 185, 2L)	CB
Ofa Latu (Sr., 6-0, 225, 2L)	LB
Chance Parker (Jr., 6-1, 205, 2L)	S
Jontrell Rocquemore (Sr., 6-1, 210, 4L)	S
Gasetoto Schuster (Sr., 6-0, 295, 4L)	NG
Suli Tamaivena (Sr., 6-0, 230, 2L)	LB
Aaron Wade (Sr., 6-1, 210, 4L)	S

SPECIALISTS (2)

Taylor Hintze (Jr., 6-1, 200, 1L)	PK
Zach Lee (Sr., 5-11, 195, 1L)	P

/// STARTERS LOST (13) ///

OFFENSE (9)

Roman Andrus (Sr., 6-4, 310, 2L)	OL
Rob Castaneda (Sr., 6-4, 305, 2L)	OL
Quin Ficklin (Sr., 6-2, 300, 2L)	OL
Jalen Greene (Gr., 6-2, 205, 1L)	WR
Dax Raymond (Jr., 6-5, 250, 3L)	TE
Ron'quavion Tarver (Sr., 6-3, 215, 3L)	WR
Sean Taylor (Sr., 6-5, 300, 2L)	OL
Darwin Thompson (Jr., 5-8, 200, 1L)	RB
Aaren Vaughns (Sr., 5-7, 185, 2L)	WR

DEFENSE (4)

Chase Christiansen (Sr., 6-1, 230, 3L)	LB
Gaje Ferguson (Sr., 6-0, 210, 3L)	S
Deante Fortenberry (Sr., 5-9, 190, 2L)	CB
Jontrell Rocquemore (Sr., 6-1, 210, 4L)	S



/// COACHING STAFF ///

- Head Coach/DT Gary Andersen
Alma Mater Utah, 1986
Career Record 53-53 (10th Season)
School Record 27-25 (Fifth Season)
Mountain West Record 0-0 (First Season)
Bowl Record 1-2
- Assistant Head Coach/TE Frank Maile
- Offensive Coordinator/QB Mike Sanford
- Defensive Coordinator/ILB Justin Ena
- Special Teams Coordinator/RB Stacy Collins
- Passing Game Coordinator/WR Jason Phillips
- Offensive Line TJ Woods
- Defensive Ends Bojay Filimoeatu
- Safeties Mike Caputo
- Cornerbacks Mark Orphey
- Offensive Analyst Mike Favero
- Assistant AD/Academics Waqa Damuni
- Assistant AD/Football Operations ... Zach Nyborg
- Strength and Conditioning Coach .. Jordan Hicks
- Assistant Strength Coach Joe Powell
- Assistant Strength Coach Connor Gorny
- Strength & Conditioning GA Dalton Elliott
- Strength & Conditioning GA Junior Salt
- Director of Player Personnel ... Keegan Andersen
- Assistant Director of Player Personnel .. Trevor McFalls
- Assistant Director of Recruiting Trevor Mann
- Offensive Graduate Assistant Jamison Jones
- Offensive Graduate Assistant Austin Stephens
- Defensive Graduate Assistant Al Lapuaho
- Defensive Graduate Assistant Hayden Mace
- Special Teams Admin. Assistant Eric Raisbeck
- Associate AD/Athletic Trainer Mike Williams
- Assistant AD/Equipment Coordinator ... Mike Bair
- Assistant AD/Video Coordinator Bill Garren
- Administrative Assistant Brandy Saunders

/// TEAM INFORMATION ///

- 2019 Record 1-1
- MW Record (Finish) 0-0
- Ranking (Coaches/AP) NA
- Lettermen Returning 31 (O-13, D-16, S-2)
- Lettermen Lost 31 (O-17, D-12, S-2)
- Starters Returning 9 (O-2, D-7)
- Starters Lost 13 (O-9, D-4)
- Offensive Starters Returning: 2
OL Alfred Edwards; QB Jordan Love.
- Defensive Starters Returning: 7
DT Devon Anderson; S Shaq Bond; DE Tipa Galeai;
DT Fua Leilua; DT Christopher 'Unga, CB DJ Williams,
LB David Woodward.

/// TEAM HISTORY ///

- First Year of Football: 1892
- Record (Years): 552-543-31 (120)
- Mountain West Record (Years): 30-18 (6)
- Conference Championships (Last): 12 (2012)
- All-Time Bowl Record: 5-8

/// STADIUM INFORMATION ///

- Name: Merlin Olsen Field at Maverik Stadium
- Capacity: 25,100
- Surface: AstroTurf
- Record: 148-105
- Year Built: 1968

UTAH STATE MEDIA RELATIONS CONTACTS

• Associate Athletics Director for Media Relations **Doug Hoffman** (435-797-3714 office, 435-881-8011 cell, doug.hoffman@usu.edu) handles all media requests for the Utah State football program, along with Assistant Media Relations Coordinator **Wade Denniston** (435-797-1361 office, 435-787-8587 cell, wade.denniston@usu.edu).

WEEKLY PRESS CONFERENCE

• Utah State head coach **Gary Andersen** will hold his weekly press conference every Monday during the season at 11:30 a.m. MT. Selected players will also be available. Live streaming of the press conference will be made available at UtahStateAggies.com.

PRACTICE SCHEDULE / INTERVIEW REQUESTS

• Practices are closed to the media. Requested coaches and players will be available for post-practice interviews on Tuesdays and Wednesdays for Saturday games. There is no media availability following Monday, Thursday and Friday practices. All player and assistant coaching staff interview requests should be directed to **Doug Hoffman**. Personal phone numbers will not be made available to media. Players have been instructed not to conduct interviews when contacted without prior approval from the media relations staff.

POST-GAME INTERVIEW POLICY

• The Utah State locker room is closed at all times. Requested players will be available in the Spetman Auditorium on the second floor of the Jim & Carol Laub Athletics-Academics Complex immediately following head coach **Gary Andersen's** post-game press conference. Live streaming of each post-game press conference will be made available at UtahStateAggies.com. Post-game interviews on the road will be held in accordance with the host school's procedures.

CREDENTIALS AND PARKING

• Requests for working credentials for the 2019 Utah State football season must be sent to **Doug Hoffman**. Media parking is located in the C lot on the north side of Maverik Stadium.

PRESS BOX AND GAMEDAY SERVICES

• Access to the press level (fifth floor) of the West Stadium Center is located on the north-west side of Maverik Stadium. A pregame meal will be served approximately one hour prior to kickoff. Packets with pregame information will be distributed in advance of kickoff on game day. Play-by-play, quarter, halftime and final statistics, along with coach and player quotes, are all regular services on game day. Stat monitors with live, updated statistics are provided for radio and television, while print media can access the same information with their computers utilizing StatBroadcast.

PHOTOGRAPHERS' ACCESS

• Photographers have access to both the press level (fifth floor) of the West Stadium Center and the Spetman Auditorium on the second floor of the Jim & Carol Laub Athletics-Academics Complex. The Spetman Auditorium is not available until one hour prior to kickoff each game day.

UTAHSTATEAGGIES.COM

• For updated statistics, rosters, game notes and all Aggie news on the Internet, go to the official Utah State Athletics website at UtahStateAggies.com. For those out of range of the Aggie Sports Network's radio broadcast, live audio of every game is available through UtahStateAggies.com's All-Access.

TWITTER

• Follow all of the Aggie coaches and the program on Twitter: **Frank Maile** @coachfrankmaile; **Mike Sanford** @MikeSanfordUSU; **Justin Ena** @Justin_Ena; **TJ Woods** @coachtjwoods; **Stacy Collins** @CoachCollinsUSU; **Jason Phillips** @CoachPhillips_; **Bojay Filimoeatu** @CoachBojay; **Mike Caputo** @MikeCaputo_7; **Mark Orphey** @Mark_Orphey; and **Utah State Football** @USUFootball.

/// MEDIA SCHEDULE - SAN DIEGO STATE WEEK ///

MONDAY	TUESDAY	WEDNESDAY	THURSDAY	FRIDAY	SATURDAY
Press Conference 11:30 - Head Coach 11:45 - Players Practice No Availability	Practice Requested players and assistant coaches available after practice.	Practice Requested players and assistant coaches available after practice.	Practice No Availability Gary Andersen Radio Show 6 p.m.	Practice Travel Day No Availability	vs. San Diego St. Kickoff - 8:30 pm MT CBS Sports Network Post Game Coach Andersen and requested players available in the designated media area.





UTAH STATE PLAYS AT SAN DIEGO STATE IN MOUNTAIN WEST OPENER

• Utah State (1-1, 0-0 MW) plays at San Diego State (3-0, 0-0 MW) in both teams' Mountain West opener on Saturday, Sept. 21, at 8:30 p.m. (MT). The game will be televised nationally on CBS Sports Network (Comcast Ch. 269/753HD), DISH Ch. 158, DirecTV Ch. 221) with Rich Waltz (play-by-play), Aaron Taylor (analyst) and Jenny Dell (reporter) on the call. Live audio of the game is available on www.UtahStateAggies.com.

- Utah State has won 18 of its last 29 games played during the month of September and is 4-5 all-time in known games played on Sept. 21.
- Utah State is looking to start its season with a 2-1 record for the second time in as many years and for the sixth time in the past eight seasons.

A LOOK AT UTAH STATE

• Utah State is 1-1 on the season following its 62-7 non-conference home win against Stony Brook two weekends ago. USU began the year with a 38-35 loss at Wake Forest. Offensively, USU is led by junior QB **Jordan Love**, who is 58-of-82 (.707) passing for 710 yards (355.0 ypg) with four touchdowns and three interceptions. Junior RB **Jaylen Warren** leads the team in rushing with 246 yards on 28 carries (8.8 ypc/123.0 ypg) with three touchdowns, and graduate transfer WR **Siaosi Mariner** has a team-best 13 receptions for 191 yards (14.7 ypr/95.5 ypg) and two touchdowns. Defensively, junior LB **David Woodward** leads the team with 28 tackles, which includes 3.5 tackles for loss, while junior S **Troy Lefeged Jr.** has 13 tackles. As a team, USU is averaging 48.5 points and 656.5 yards of total offense (404.0 passing, 252.5 rushing), and allowing 22.5 points and 421.0 yards (278.0 passing, 143.0 rushing).

UTAH STATE FOLLOWING A BYE WEEK

• Utah State has won each of its last eight games following a bye week dating back to the 2011 season.

UTAH STATE PLAYING BACK-TO-BACK ROAD GAMES ON NATURAL GRASS

• Utah State's Mountain West opener at San Diego State will mark its first of back-to-back road games, along with its contest at LSU, on natural grass. USU also played two games on natural grass last year, winning at BYU and losing at Michigan State.

ANDERSEN BEGINS SECOND TOUR-OF-DUTY WITH UTAH STATE

• Utah State head coach **Gary Andersen** is in his second tour-of-duty with Utah State after previously serving as the head coach from 2009-12. Andersen is the first of 27 coaches in USU history to serve as head coach multiple times.

• When initially hired by Utah State on Dec. 4, 2008, Andersen inherited a program that had suffered through 11 straight losing seasons and only had two winning campaigns in 28 years. Fast forward six years and Andersen inherited a program that has now appeared in seven bowl games in the past eight years after playing in just four bowl games prior to his arrival.

• In just his third year at Utah State, Andersen's 2011 club became the first Aggie team to win seven games since 1993 and the first to play in a bowl game in 14 years. The following season, Andersen led USU to its best season ever with a school-record 11 wins, going undefeated in the Western Athletic Conference and capturing its first outright league title since 1936. USU also won just its second-ever bowl game that season with a 41-15 victory against Toledo in the Famous Idaho Potato Bowl. USU finished the 2012 campaign with an 11-2 record and was one of just two teams in school history at the time, along with the 1961 club, to finish the season nationally ranked as it was 16th in the final Associated Press poll, 17th in the final Coaches poll and 23rd in the final BCS standings.

• During his first four years with the Aggies from 2009-12, Andersen posted a 26-24 record, including the school's first back-to-back winning seasons (7-6 in 2011 and 11-2 in 2012) since 1979-80. He was also the first coach since Phil Krueger (1973-75) to notch an overall winning record.

• During his final two seasons at Utah State, Andersen led the Aggies to an 18-8 record, including an 11-2 conference mark.

MORE ON COACH ANDERSEN

• Utah State head coach **Gary Andersen** ranks sixth all-time in school history with his 27 wins, while his .519 winning percentage (27-25) ranks as the eighth-best. Andersen is also one of just four head coaches in school history to lead the Aggies to multiple bowl games.

UTAH STATE MILESTONES THAT EQUAL SUCCESS

• Utah State has won 31 of its last 37 games when it has a 100-yard rusher, including a 1-1 record this year, and 34 of its last 37 contests when rushing at least 40 times in a game, including a 1-0 record this year. USU has also won 50 of its last 54 games when scoring at least 30 points, including a 1-1 record this season.

• Utah State has had a 100-yard rusher in 10 of its last 14 games and in 15 of its last 21 contests overall. Between the 2014 and 2016 seasons, USU had a total of nine 100-yard rushers over a 39-game span.

/// MOUNTAIN WEST STANDINGS ///

MOUNTAIN	MW	Overall
Boise State	0-0	3-0
Wyoming	0-0	3-0
Air Force	0-0	2-0
New Mexico	0-0	1-1
Utah State	0-0	1-1
Colorado State	0-0	1-2

WEST	MW	Overall
San Diego State	0-0	3-0
Hawai'i	0-0	2-1
Nevada	0-0	2-1
San José State	0-0	1-1
UNLV	0-0	1-2
Fresno State	0-0	0-2

THIS WEEK'S GAMES (ALL TIMES MOUNTAIN)

Friday, Sept. 20

- Air Force at Boise State (ESPN2) 7 pm

Saturday, Sept. 21

- Wyoming at Tulsa (CBSSN) 1:30 pm
- New Mexico St. at New Mexico (AT&T) 2:30 pm
- San José State at Arkansas (SEC) 5:30 pm
- Nevada at UTEP (ESPN3) 6 pm
- Sacramento St. at Fresno St. (Facebook) 8 pm
- Toledo at Colorado State (ESPN2) 8:15 pm
- Utah State at San Diego State (CBSSN) 8:30 pm
- Central Arkansas at Hawai'i (Facebook) 10 pm

/// MOUNTAIN WEST PRESEASON POLLS ///

• Utah State was picked second in the Mountain Division of the 2019 Mountain West pre-season polls.

MOUNTAIN DIVISION

Team (First-Place Votes)	Points
1. Boise State (15)	120
2. UTAH STATE (6)	108
3. Air Force	73
4. Wyoming	66
5. Colorado State	52
6. New Mexico	22

WEST DIVISION

Team (First-Place Votes)	Points
1. Fresno State (17)	122
2. San Diego State (3)	106
3. Nevada	74
4. Hawai'i (1)	67
5. UNLV	51
6. San José State	21

• Junior QB **Jordan Love** was named the Mountain West Preseason Offensive Player of the Year, while senior DE **Tipa Galeai**, senior CB **DJ Williams**, junior KR **Savon Scarver** and junior LB **David Woodward** all joined Love on the preseason all-MW team.

• Utah State's five players named to the 25-member Mountain West preseason team are tied with Boise State for the most in the league and the most in its seven years in the conference.



/// UTAH STATE at SAN DIEGO STATE ///

/// SERIES HISTORY ///

Overall	USU trails, 1-12-0
In Logan	USU trails, 0-4-0
In San Diego	USU trails, 1-8-0
Neutral Site	0-0
Longest USU Win Streak	1, 1967
Longest SDSU Win Streak	10, 1968-2016
Largest USU Margin of Victory ...	(6) 31-25 -- 11/25/67
Largest SDSU Margin of Victory	(34) twice

/// GAME-BY-GAME RESULTS ///

09-20-47	L	19-24	H
12-04-48	L	19-28	A
11-25-67	W	31-25	A
11-30-68	L	19-30	A
10-23-71	L	20-36	A
09-22-73	L	7-35	H
11-30-74	L	6-34	A
09-27-75	L	10-19	H
11-13-76	L	6-7	A
10-01-77	L	0-19	A
09-25-10	L	7-41	A
10-23-15	L	14-48	A
10-28-16	L	13-40	H

/// TOP AGGIES vs. SAN DIEGO STATE ///

Rushing	Louie Giammona (1974)
.....	121 yards on 29 carries
Passing	John Pappas (1968)
.....	203 yards on 11-of-20 passing
Receiving	Mike O'Shea (1968)
.....	146 yards on 6 catches
Tackles	Del Bunselmeir, 14 (1975)

/// DID YOU KNOW? ///

• Utah State has lost 10 straight games to San Diego State, which is its longest active streak against any opponent in school history.

SCOUTING SAN DIEGO STATE

• San Diego State is 3-0 on the season following its 31-10 non-conference road win at New Mexico State last weekend. The Aztecs are led by senior QB Ryan Agnew, who is 55-of-86 (.640) passing for 507 yards (169.0 ypg) with two touchdowns and one interception. Sophomore RB Jordan Byrd leads the team in rushing with 197 yards on 37 carries (5.3 ypc/65.7 ypg) with two touchdowns, and sophomore WR Kobe Smith has a team-best 11 receptions for 165 yards (15.0 ypr/55.0 ypg) with one touchdown. Defensively, junior S Dwayne Johnson leads the team with 25 tackles, which includes 1.5 tackles for loss, while senior LB Kyahva Tezino has 22 tackles, which includes 1.5 tackles for loss. As a team, San Diego State is averaging 20.0 points and 336.0 yards of total offense (169.0 passing, 167.0 rushing), and allowing 8.0 points and 248.0 yards of total offense (205.7 passing, 42.3 rushing). San Diego State returns 12 starters (O-7, D-5) from last year's team that went 7-6 overall and finished in fourth place in the West Division with a 4-4 league ledger. The Aztecs concluded their 2018 season with a 27-0 loss to Ohio in the DXL Frisco Bowl. Rocky Long is 74-35 in his ninth season at San Diego State and 139-104 in 20 seasons as a collegiate head coach.

AGGIES AND AZTECS SERIES HISTORY

• Utah State trails in the all-time series against San Diego State, 12-1, which includes a 1-8 road record. The first game played in the series was on Sept. 20, 1947, in Logan with SDSU winning, 24-19. SDSU has won the last 10 games played in the series, including the last meeting between the two teams, 40-13, on Oct. 28, 2016, in Logan. The Aztecs also won the last meeting between the two teams in San Diego, 48-14, on Oct. 23, 2015.

AGGIES vs. AZTECS SERIES 23RD-MOST PLAYED IN SCHOOL HISTORY

• Utah State and San Diego State will be meeting for the 14th time in series history this weekend in what will be the 23rd-most played series in school history.

ANDERSEN VERSUS SAN DIEGO STATE

• Gary Andersen is 0-1 all-time against San Diego State as a head coach, losing on the road to the Aztecs 41-7 at Utah State during the 2010 season.

UTAH STATE VERSUS THE STATE OF CALIFORNIA

• Utah State is 60-71-2 (.459) all-time against teams from California, including a 23-46-2 (.338) road record. Overall, USU is 21-7 versus Pacific, 18-20-1 against San José State, 12-17-1 versus Fresno State, 8-6 against Cal State Fullerton, 1-12 versus San Diego State, 1-0 against Cal State Northridge, 0-6 versus USC, and 0-1 against Stanford, St. Vincent's and UCLA.

COACHING CONNECTIONS BETWEEN UTAH STATE AND SAN DIEGO STATE

• Utah State offensive coordinator/quarterbacks coach Mike Sanford was on staff at UNLV in 2005 with San Diego State offensive analyst Gary Bernardi. USU offensive line coach TJ Woods was on staff at New Mexico in 2007-08 under then-head coach Rocky Long. SDSU defensive coordinator/linebackers coach Zach Arnett was a linebacker at UNM from 2005-08, while Woods was on staff.

PLAYER CONNECTIONS BETWEEN UTAH STATE AND SAN DIEGO STATE

• There are 13 connections between Utah State and San Diego State players. USU graduate transfer RB Riley Burt and SDSU senior OL Jacob Jimenez both began their collegiate careers at BYU. USU senior CB Cameron Haney and SDSU freshman DL Dylan Taylor both attended Cathedral HS in Los Angeles, Calif. USU senior DT Christopher Unga and SDSU sophomore CB Darren Hall both attended Rancho Cucamonga (Calif.) HS. USU redshirt junior LB Eric Munoz, and SDSU senior CB Nolen Harris and SDSU junior OL Jalen Booth all attended San Diego Mesa College. USU junior LS Brandon Pada and SDSU junior LS Turner Bernard both attended Mountain Ridge HS in Glendale, Ariz. USU redshirt freshman DT Hale Motu'apuaka, and SDSU sophomore LB Seyddrick Lakalaka and SDSU sophomore OL Alama Uluave all attended Punahou HS in Honolulu. USU freshman DE Kaleo Neves and freshman WR Kyle Van Leeuwen both attended Timpviev HS in Provo, Utah, as did SDSU sophomore DL Kahi Neves. USU junior RB Jaylen Warren and junior WR Derek Wright both attended Snow College in Ephraim, Utah, along with SDSU's Neves.

HOMETOWN PLAYERS

• Utah State has 38 players in its program from the Beehive State, while San Diego State has 68 players on its roster from The Golden State.

/// ON THIS DATE IN AGGIE FOOTBALL HISTORY ///

• Utah State posted a 9-6 road win against BYU on Sept. 21, 1974, its fourth-straight victory against the Cougars. BYU scored the first six points on 32- and 28-yard field goals in the first quarter, before USU scored the final nine points of the game. Al Knapp made his first of three field goals in the second quarter from 19 yards out, followed by a 34- and 19-yarder in the third quarter. BYU out-gained USU, 276-246, but the Cougars committed six turnovers on the day as compared to just one for the Aggies. Tom Wilson was 10-of-16 passing for 107 yards and gained 51 yards on 14 carries for USU, while Louie Giammona carried the ball 20 times for 60 yards.





UTAH STATE TEAM STATS vs. SAN DIEGO STATE TEAM STATS IN THE LAST 11 MEETINGS

Date	Score	Total Yds. (Rush-Pass)	TOP	TO	Pen.	3rd Downs	FD
11-25-67	W, 31-25 (A)	363 (168-195) / 241 (-5-246)	NA	3/4	10/9	NA	21/14
11-30-68	L, 19-30 (A)	319 (116-203) / 379 (158-221)	NA	5/8	5/10	NA	18/24
10-23-71	L, 20-36 (A)	338 (235-103) / 431 (-22-453)	NA	2/3	10/7	NA	21/27
09-22-73	L, 7-35 (H)	264 (102-162) / 375 (207-168)	NA	3/4	9/7	NA	18/11
11-30-74	L, 6-34 (A)	254 (252-2) / 498 (209-289)	NA	2/3	3/3	NA	17/27
09-27-75	L, 10-19 (H)	211 (118-93) / 301 (87-214)	NA	2/3	2/5	NA	14/14
11-13-76	L, 6-7 (A)	269 (47-222) / 244 (113-131)	NA	5/3	3/7	NA	19/12
10-01-77	L, 0-19 (A)	230 (64-166) / 381 (179-202)	NA	6/3	3/6	NA	14/21
09-25-10	L, 7-41 (A)	245 (115-130) / 504 (142-362)	28:43/31:17	1/2	8/7	5-16/6-14	14/18
10-23-15	L, 14-48 (A)	239 (144-95) / 429 (336-93)	22:45/37:15	4/0	5/6	3-11/8-16	16/19
10-28-16	L, 13-40 (H)	252 (71-181) / 414 (400-14)	23:15/36:45	2/0	4/4	5-14/7-14	12/20

Note: Utah State numbers are listed first.

CURRENT AGGIES VERSUS SAN DIEGO STATE

• Utah State has six players on its current roster that played against San Diego State in its last meeting in 2016, including one player who started. Redshirt junior OL **Mohelika Uasike** started at defensive tackle, but did not record any stats. Senior RB **Gerold Bright** returned four kickoffs for 69 yards with a long of 22 yards. Redshirt senior P **Aaron Dalton** punted seven times for an average of 44.3 yards with a long of 52 and one punt downed inside the 20-yard line. Senior CB **Cameron Haney** had one tackle. Senior DT **Christopher Unga** had six tackles. And, redshirt junior LB **Justus Te'i** played, but did not record any stats.

CURRENT AGGIES FROM THE STATE OF CALIFORNIA

• Utah State has 27 players in its program from the state of California, which is the second-most on the team behind the 38 players from the state of Utah. Those players from the Golden State currently in USU's program include graduate transfer WR **Siaosi Mariner** (Tustin/Tustin HS/Utah), graduate transfer TE **Caleb Repp** (Rancho Cucamonga/Los Osos HS/Utah), senior CB **Cameron Haney** (Los Angeles/Cathedral HS), senior DT **Fua Leilua** (Anaheim/Spanish Fork (UT) HS/Oklahoma State), senior DT **Christopher Unga** (Rochester/Rancho Cucamonga HS), redshirt junior LB **Justus Te'i** (Oceanside/Mission Hills HS), junior OL **Demytrick Ali'ifua** (Hayward/San Leandro HS), junior P **Christopher Bartolic** (Newport Beach/Corona del Mar HS/Orange Coast CC), junior WR **Sean Carter** (Westlake Village/Westlake HS/Fullerton JC), junior DT **Rifisoni Fata** (Redlands/East Valley HS), junior QB **Jordan Love** (Bakersfield/Liberty HS), junior LB **Kevin Meitzenheimer** (Moreno Valley, Calif./Moreno Valley HS), junior WR **Jordan Nathan** (Monrovia/Monrovia HS), sophomore OL **Alfred Edwards** (Redlands/Redlands Senior HS), sophomore CB **Andre Grayson** (Rancho Cucamonga/Etiwanda HS), sophomore CB **Jarrold Green** (Elk Grove/Cosumnes Oaks HS), redshirt freshman CB **Michael Anyanwu** (Covina/Charter Oak HS), redshirt freshman OL **Andy Koch** (Eastvale/Eleanor Roosevelt HS), redshirt freshman WR **Tim Patrick Jr.** (San Diego/Morse HS), freshman QB **Josh Calvin** (Bellflower/Mayfair HS), freshman TE **Jack Drews** (Ramona/Ramona HS), freshman S **Keith Harris** (Lawndale/Leuzinger HS), freshman DT **Christian LaValle** (Mission Viejo/Mission Viejo), freshman WR **Sawyer Merrill** (El Dorado Hills/Oak Ridge HS), freshman DT **Dean Rice** (Yuba City/River Valley HS), freshman CB **Dominic Tatum** (Culver City/Culver City HS) and freshman LS **Jesse Vasquez** (Thousand Oaks/Oaks Christian School).

UTAH STATE IN THE MOUNTAIN WEST

• Utah State is 157-180-8 (.467) all-time against current members of the Mountain West with a 39-26-4 record vs. Wyoming, a 34-39-2 record vs. Colorado State, a 17-7 record vs. UNLV, an 18-20-1 record vs. San José State, a 12-17-1 record vs. Fresno State, a 12-13 record vs. New Mexico, a 10-6 record vs. Hawai'i, a 6-18 record vs. Nevada, a 5-18 record vs. Boise State, a 3-4 record vs. Air Force, and a 1-12 record vs. San Diego State.

• Utah State is in its seventh year as a member of the Mountain West in 2019 and has been a Division I-A/Bowl Championship Series football playing school in each of its 122 seasons of competition. USU joined the Mountain States/Skyline Conference in 1938 until 1961. USU then played as a football independent from 1962-77 when the Aggies became members of the Pacific Coast Athletic Association in 1978. The PCAA changed its name to the Big West Conference in 1988. Following the 2000 season, when the Big West no longer sponsored football, USU spent two years as an independent (2001-02) and two years in the Sun Belt Conference (2003-04), before joining the Western Athletic Conference for eight seasons from 2005-12.

UTAH STATE HAS SIX BOWL TEAMS ON ITS 2019 SCHEDULE

• Utah State's 2019 schedule features six teams that played in bowl games a year ago as Wake Forest played in the Birmingham Bowl (W, 37-34 vs. Memphis); San Diego State played in the DXL Frisco Bowl (L, 27-0 vs. Ohio); LSU played in the Fiesta Bowl (W, 40-32 vs. UCF); Nevada played in the NOVA Home Loans Arizona Bowl (W, 16-13 OT vs. Arkansas State); BYU played in the Famous Idaho Potato Bowl (W, 49-18 vs. Western Michigan); and Boise State played in the First Responders Bowl (Canceled vs. Boston College). Furthermore, Stony Brook played in the NCAA Division I Football Championship (L, 28-14 vs. Southeast Missouri).

/// UTAH STATE at SAN DIEGO STATE ///



/// FROM THE RECORD BOOKS ///

Here is a look at some of the top Utah State team performances against San Diego State in series history.

- Utah State forced a school-record-tying eight turnovers (4 interceptions, 4 fumbles) at San Diego State in 1968.
- Utah State limited San Diego State to -22 rushing yards in 1971 and -5 yards in 1967, which is the fifth- and ninth-fewest rushing yards allowed in a single game in school history.
- Utah State limited San Diego State to 14 passing yards in 2016, which is tied for the fourth-fewest passing yards allowed in a single game in school history.

/// SERIES NOTABLES ///

The following are series notables between Utah State and San Diego State dating back to 1967 and encompassing the last 11 meetings.

- San Diego State has scored at least 40 points in each of the last three games in the series, and has won each of the last four games and nine of its last 10 by double digits. Furthermore, SDSU has scored at least 30 points in seven of the last 10 meetings.
- In each of its last 10 games, all losses, Utah State has not scored more than 20 points against San Diego State, and was held to single digits in five of those contests, which includes one shutout.
- The team that has more yards of total offense has won 10 of the last 11 games in the series. In fact, USU has had less than 300 yards of total offense in each of the last eight games played in the series and has not had more than 363 yards in the series dating back to 1967. Conversely, San Diego State has had at least 400 yards of total offense in five of the last nine games played between the two teams.
- San Diego State has controlled the time of possession in each of the last three games in the series.
- In the last five games in the series, Utah State has committed 18 turnovers as compared to eight for San Diego State. In the last two games, USU has six turnovers as compared to zero for SDSU.
- San Diego State is 5-1 in the series when scoring first and 7-1 when leading at the half, while Utah State is 0-5 when scoring first and 0-2 when leading at the half.
- Utah State has had two 100-yard receivers and three 100-yard rushers in series history, but has never had a 300-yard passer.
- San Diego State has had two 300-yard passers and five 100-yard receivers in series history, to go along with four 100-yard rushers.

/// DID YOU KNOW? ///

- Utah State's 31-25 win at San Diego State on Nov. 25, 1967, snapped a 25-game winning streak for the Aztecs, which still ranks as the 20th-longest in NCAA history.



/// LAST MEETING vs. SAN DIEGO STATE ///



October 28, 2016

MERLIN OLSEN FIELD AT MAVERIK STADIUM

SCORING SUMMARY

	1	2	3	4	FINAL
San Diego State	10	10	3	17	40
Utah State	7	0	0	6	13

First Quarter

USU - Myers 10 yd run (Warren kick, 8:08)
 SDSU - Washington 39 yd run (Baron kick, 7:11)
 SDSU - Baron 21 yd field goal (1:04)

Second Quarter

SDSU - Truxton 10 yd pass from Chapman (Baron kick, 6:33)
 SDSU - Baron 41 yd field goal (:00)

Third Quarter

SDSU - Baron 43 yd field goal (8:24)

Fourth Quarter

SDSU - Baron 23 yd field goal (14:49)
 SDSU - Washington 1 yd run (Baron kick, 13:33)
 SDSU - Smith 28 yd int. (Baron kick, 13:21)
 USU - Colston-Green 23 yd pass from Myers (Kick failed, 7:59)
 Attendance: 15,067

TEAM STATISTICS

	SDSU	USU
First Downs	20	12
Rushing	400	71
Passing	14	181
Fumbles: Number-Lost	0-0	1-1
Penalties: Number-Yards	4-40	4-39
Punts-Yards/Avg.	3-132/44.0	7-310/44.3
Punt returns: No-Yds-TD/Avg.	0-0-0/0.0	2-(-3)-0/-1.5
Kickoff Returns: No-Yds-TD/Avg.	2-62-0/31.0	6-100-0/16.7
Interceptions: No-Yds-TD	1-28-1	0-0-0
Fumble Returns: No-Yds-TD	0-0-0	0-0-0
Possession Time	36:45	23:15
Third-Down Conversions	7-of-14	5-of-14

INDIVIDUAL RUSHING

SDSU: Pumphrey 32-223; Washington 14-137, 2TD
USU: Myers 9-26, TD; Hobbs 6-23; Mays 8-19; Lindsey 3-5; Hunt 1-3; Lewis 1-(-5)

INDIVIDUAL PASSING (C-A-I, Yds, TD)

SDSU: Chapman 4-9-0, 14, 1; Pumphrey 0-1-0, 0, 0
USU: Myers 11-26-1, 181, 1

INDIVIDUAL RECEIVING

SDSU: Truxton 1-10, TD; Houston 1-5; Penny 1-0; Wells 1-(-1)
USU: Houston 3-40; Tarver 3-28; Colston-Green 2-30, TD; Byers 1-43; Lewis 1-22; Rodriguez 1-18

USU Punt Returns: Rodriguez 2-(-3)

USU KO Returns: Bright 4-69; Hunt 2-31

USU Interception Returns: None

USU Tackle Leaders: Leavitt 9, Christiansen 8, Williams 7, Unga 6

UTAH STATE STARTERS

OFFENSE

LT Albrecht
 LG Hockel
 C Stephens
 RG Simonich
 RT Brooksby
 WR Colston-Green
 WR Lewis
 WR Tarver
 TE Houston
 RB Lindsey
 QB Myers

DEFENSE

DE All'ifua
 DT Seefeldt
 DT M. Uasike
 DE Faimalo
 LB Carmen
 LB Christiansen
 LB L. Uasike
 CB Bailey
 CB Davis
 SS Leavitt
 FS Rocquemore



Junior QB Kent Myers (2) was 11-of-26 passing for 181 yards with one touchdown and one interception in Utah State's 40-13 home loss to San Diego State. Myers also carried the ball nine times for 26 yards and one touchdown against the Aztecs.

LOGAN, Utah - Utah State found the end zone on its first possession of the game and junior QB **Kent Myers** moved into the school's top-10 list for career touchdown passes, but the Aggies couldn't overcome 40 unanswered points by San Diego State in a 40-13 loss to the Aztecs on Friday, Oct. 28, 2016, on Merlin Olsen Field at Maverik Stadium.

Myers completed 11-of-26 passes for 181 yards and a 23-yard touchdown pass to junior WR **Jaren Colston-Green** midway through the fourth quarter.

Myers was also the Aggies' leading rusher on the day with 26 yards, including a 10-yard touchdown run that gave Utah State (3-5, 1-4 Mountain West) a 7-0 lead with 8:08 left in the first quarter.

San Diego State (7-1, 4-0) rushed for 400 yards on 57 carries. A pair of Aztecs eclipsed the century mark on the ground as Donnel Pumphrey rushed for 223 yards on 32 carries, while Juwan Washington added 137 yards and two scores. SDSU finished the game with 414 yards of total offense.

Utah State allowed just 14 yards passing, which is tied for the fourth-fewest given up by the Aggies and the fewest since allowing one yard to Colorado State in 1976.

Senior TE **Wyatt Houston** led the Aggies with three catches for 40 yards. Sophomore WR **Ron'quavion Tarver** also had three catches in the game for 28 yards, while Colston-Green tied his career high with two receptions for 30 yards. Junior WR **Alex Byers** also had a career long catch of 43 yards.

In his return from a foot injury, junior S **Dallin Leavitt** recorded a game-high nine tackles and a quarterback hurry. Sophomore LB **Chase Christiansen** added eight stops, including 1.5 tackles for loss and 1.0 sacks. Two other Aggie defenders had career nights as redshirt freshman NG **Christopher Unga** finished the game with a season best six tackles, while senior DE **Siua Taufa** had a career high five stops.


After forcing the Aztecs to punt on their first series of the game, Utah State marched 70 yards in seven plays, capped by Myers' 10-yard touchdown run.

However, San Diego State proceeded to end the first half by scoring 20 unanswered points, the final three coming on a 41-yard field goal by John Baron as time ran out on the clock. It was one of four field goals he booted on the night.

Utah State, which finished with a season-low 252 yards of total offense, had just 14 yards the remainder of the first half following its game-opening drive.

The Aztecs, who eventually scored 40 unanswered points before Colston-Green's touchdown, controlled the clock as they held the ball for nearly 37 minutes and had 20 first downs in the game as compared to just 12 for Utah State as the Aggies were 5-of-14 on third downs, while SDSU converted 7-of-14 third down attempts.

For the sixth straight game, Utah State's defense did not force a turnover as the Aggies have just one takeaway in its last six games. Offensively, USU committed two turnovers in the game on an interception and fumble, both in the second half, as USU has now committed eight turnovers on the season with five interceptions and three fumbles.



Junior S Dallin Leavitt (2) had a game-high nine tackles to go along with a quarterback hurry against the Aztecs.





Sophomore QB Kent Myers (2) was 8-of-19 passing for 93 yards with one touchdown and one interception in Utah State's 48-14 loss at San Diego State. Myers also rushed for 22 yards on 11 carries against the Aztecs.

SAN DIEGO, Calif. - Utah State junior RB Devante Mays rushed for 88 yards and a touchdown on a career-high 15 carries, but it still wasn't enough in a 48-14 loss to San Diego State on Oct. 23, 2015, at Qualcomm Stadium.

Aztecs junior RB Donnel Pumphrey rushed for 181 yards and two touchdowns on 23 carries against the Aggies, who had a difficult time stopping the run without the services of starting senior NG David Moala, who missed his first game of the season due to an injury suffered against Boise State a week ago.

Both teams came into the game unbeaten in Mountain West play and leading their respective division with a 3-0 league mark, but the Aztecs took control early and never looked back en route to defeating the Aggies for the ninth straight time, including the eighth consecutive time at home.

San Diego State (5-3, 4-0 MW) scored on six straight possessions in the first half and finished with 429 yards of total offense, compared to just 239 by Utah State (4-3, 3-1 MW). The Aggies committed four turnovers, which the Aztecs turned into 17 first-half points. Conversely, Utah State did not force a turnover for the third time this year after forcing 18 turnovers in its last four games.

Chase Price nearly gave San Diego State a second 100-yard rusher in the game as the senior rushed for 97 yards and a touchdown on 21 carries. The Aztecs rushed for 336 yards and five touchdowns on 61 carries (5.5 ypc).

Senior WR Hunter Sharp scored the Aggies' other touchdown on a 45-yard pass from sophomore QB Kent Myers in the second quarter. Sharp finished with four catches for 63 yards, while Myers completed 8-of-19 passes for 93 yards with one touchdown and one interception.

San Diego State scored the first 24 points of the game and never looked back. After the two teams traded punts to begin the game, the Aztecs scored on their second series when senior QB Maxwell Smith threw an 18-yard touchdown pass to sophomore WR Mikah Halder to make it 7-0 with 9:35 left in the first quarter.

Less than a minute later, San Diego State was on the board again. Following a fumble recovery by junior LB Calvin Munson at the Utah State 14-yard line, the Aztecs needed just two plays to find the end zone as Smith scored on a 1-yard run for a 14-0 lead.

San Diego State made it 17-0 late in the first courtesy of a 41-yard field goal by Donny Hageman. The senior placekicker was also good from 21 yards out with 1:29 left in the opening half to give the Aztecs a commanding 34-7 lead at the break.

Pumphrey scored on touchdown runs of 4 and 62 yards, respectively, in the second quarter. The second one came right after Sharp's 45-yard touchdown pass from Myers that pulled the Aggies within 24-7 with 5:14 remaining until halftime.

Utah State took the second-half kickoff and went 65 yards in six plays, capped by a 26-yard touchdown run by Mays to pull within 34-14.

San Diego State tacked on two more touchdowns in the fourth quarter courtesy of a 1-yard run by Price and a 7-yard run by sophomore RB Rashaad Penny.

Senior LB **Kyler Fackrell** and junior LB **Nick Vigil** led Utah State's defensive effort with 10 tackles apiece, while senior DE **Jordan Nielsen** added a career-best nine stops.



Junior LB Nick Vigil (41) had 10 tackles against the Aztecs.

/// LAST MEETING at SAN DIEGO STATE ///



October 23, 2015

QUALCOMM STADIUM

SCORING SUMMARY

	1	2	3	4	FINAL
Utah State	0	7	7	0	14
San Diego State	17	17	0	14	48

First Quarter

SDSU - Holder 15 yd pass from Smith (Hageman kick, 9:35)
SDSU - Smith 1 yd run (Hageman kick, 8:52)
SDSU - Hageman 41 yd FG, 2:53

Second Quarter

SDSU - Pumphrey 4 yd run (Hageman kick, 6:51)
USU - Sharp 45 yd pass from Myers (Warren kick, 5:14)
SDSU - Pumphrey 62 yd run (Hageman kick, 4:36)
SDSU - Hageman 21 yd FG, 1:29

Third Quarter

USU - Mays 26 yd run (Warren kick, 12:17)

Fourth Quarter

SDSU - Price 1 yd run (Hageman kick, 8:47)
SDSU - Penny 7 yd run (Hageman kick, 5:04)
Attendance: 30,540

TEAM STATISTICS

	USU	SDSU
First Downs	16	19
Rushing	144	336
Passing	95	93
Total Offense	239	429
Fumbles: Number-Lost	4-3	2-0
Penalties: Number-Yards	5-55	6-60
Punts-Yards/Avg.	6-260/43.3	5-179/35.8
Punt returns: No-Yds-TD/Avg.	2-7-0/3.5	0-0-0/0.0
Kickoff Returns: No-Yds-TD/Avg.	4-88-0/22.0	2-43-0/21.5
Interceptions: No-Yds-TD	0-0-0	1-8-0
Fumble Returns: No-Yds-TD	0-0-0	0-0-0
Possession Time	22:45	37:15
Third-Down Conversions	3-of-11	8-of-16

INDIVIDUAL RUSHING

USU: Mays 15-88 TD; Myers 11-22; Hervey 4-18; Hunt 6-16
SDSU: Pumphrey 23-181 2TD; Price 21-97 TD; Penny 10-38 TD; Gordon 3-18; Stamps 2-9; Smith 2-(-) TD

INDIVIDUAL PASSING (A-C-I, Yds, TD)

USU: Myers 19-8-1, 93, 1; Hobbs 1-1-0, 2, 0
SDSU: Smith 10-6-0, 93, 1

INDIVIDUAL RECEIVING

USU: Sharp 4-63 TD; Roberts 1-11; Hunt 1-11; Williams 1-5; Rodriguez 1-3; Lindsey 1-2
SDSU: Hazely 3-35; Gordon 1-34; Holder 1-18 TD; Judge 1-6

USU Punt Returns: Rodriguez 1-4; Davis 1-3

USU KO Returns: Williams 2-56; Davis 2-32

USU Interception Returns: None

USU Tackle Leaders: Fackrell 10, Vigil 10, Nielsen 9, Floyd 9, Evans 7, Filiaga 7

UTAH STATE STARTERS

OFFENSE	DEFENSE
LT Albrecht	DE Nielsen
LG Mosley	NG Taylor
C Stephens	DE Ali'ifuu
RG Fisilau	LB Fackrell
RT Simonich	LB Filiaga
WR Sharp	LB Vigil
WR Robinson	CB Davis
WR Rodriguez	CB Hines
WR Roberts	FS Green
RB Mays	SS Evans
QB Myers	FS Centers



/// GAME 2 RECAP vs. STONY BROOK ///



SEPTEMBER 7, 2019

MERLIN OLSEN FIELD AT MAVERIK STADIUM

SCORING SUMMARY

	1	2	3	4	FINAL
Stony Brook	0	0	7	0	7
Utah State	17	17	14	14	62

First Quarter

USU - Eberle 35 yd field goal (12:06)
 USU - Thompkins 45 yd punt return (Eberle kick, 7:26)
 USU - Mariner 29 yd pass from Love (Eberle kick, 3:27)

Second Quarter

USU - Eberle 37 yd field goal (14:09)
 USU - Warren 28 yd run (Eberle kick, 6:29)
 USU - Bright 2 yd run (Eberle kick, 2:08)

Third Quarter

USU - Warren 54 yd run (Eberle kick, 14:26)
 SBU - White 3 yd pass from Cassidy (Courtney kick, 8:17)
 USU - Wright 30 yd pass from Colombi (Eberle kick, :13)

Fourth Quarter

USU - Peasley 59 yd run (Eberle kick, 13:45)
 USU - Thompkins 10 yd pass from Colombi (Eberle kick, 10:17)
 Attendance: 22,247

TEAM STATISTICS

	SBU	USU
First Downs	16	35
Rushing	108	325
Passing	155	392
Total Offense	263	717
Fumbles: Number-Lost	1-0	1-1
Penalties: Number-Yards	10-88	9-80
Punts-Yards/Avg.	11-460/41.8	2-86/43.0
Punt returns: No-Yds-TD/Avg.	1-19-0/19.0	3-72-1/24.0
Kickoff Returns: No-Yds-TD/Avg.	0-0-0/0.0	2-65-0/32.5
Interceptions: No-Yds-TD	0-0-0	1-0-0
Fumble Returns: No-Yds-TD	0-0-0	0-0-0
Possession Time	30:59	29:01
Third-Down Conversions	5-of-17	10-of-14

INDIVIDUAL RUSHING

SBU: Nekhef, 14-46; White, 11-39; Fields, 3-18; Cassidy, 3-5.
USU: Warren, 9-105, 2 TD; Peasley, 3-83, TD; Bright, 9-67, TD; Love, 3-31; Nawahine, 8-24; Burt, 6-15; Colombi, 3-4.

INDIVIDUAL PASSING (C-A-I, Yds, TD)

SBU: Cassidy, 14-28-1, 129, 1; Fields, 5-14-0, 26, 0.
USU: Love, 25-34-0, 294, 1; Colombi, 8-9-0, 93, 2; Peasley, 2-2-0, 5, 0.

INDIVIDUAL RECEIVING

SBU: Anderson, 6-44; Benson, 3-33; Constant, 2-12.
USU: Thompkins, 5-77, TD; Mariner, 5-73, TD; Repp, 5-58; Nathan, 3-33; Bright, 3-3; Compton, 2-35; Wright, 2-30, TD; Warren, 2-27; Scarver, 2-15; Boman, 2-7; Carter, 1-11; Burt, 1-11; Lee, 1-6; Terrell, 1-6.

USU Punt Returns: Nathan, 2-27; Thompkins, 1-45, TD.

USU KO Returns: Scarver, 2-65.

USU Interception Returns: Grayson, 1-0.

USU Fumble Returns: None.

USU Tackle Leaders: Gilliam, 6; Williams, 4; Bond, 4; Woodward, 4.

UTAH STATE STARTERS

OFFENSE		DEFENSE	
LT	Hack	DE	Galeai
LG	T. Shaw	DT	Anderson
C	All'ifua	DT	'Unga
RG	K. Shaw	DE	Te'i
RT	Koch	LB	Woodward
WR	Scarver	LB	Meitzenheimer
WR	Nathan	CB	Williams
WR	Mariner	CB	Lampkin
TE	Terrell	S	Gilliam
RB	Bright	S	Lefeged Jr.
QB	Love	S	Bond



Sophomore WR Deven Thompkins (13) scored two touchdowns and had 122 all-purpose yards in Utah State's 62-7 home win against Stony Brook. Thompkins returned a punt 45 yards for a score and caught a career-high five passes for a career-best 77 yards, including a 10-yard touchdown.

LOGAN, Utah - Sophomore WR Deven Thompkins scored a pair of touchdowns and junior RB Jaylen Warren reached the century mark for the second-consecutive game as Utah State rolled to a 62-7 non-conference home win against Stony Brook at Maverik Stadium on Saturday, Sept. 7, 2019.

Junior QB Jordan Love passed for 294 yards and one touchdown in just over two quarters for the Aggies (1-1, 0-0 Mountain West), who racked up 717 yards of total offense – the second-most in school history – and a program-best 35 first downs. In all, USU passed for 392 yards in the game, which is the 18th-most in a single game in program history, as the Aggie quarterbacks completed 35-of-45 passes on the night to 14 different receivers, including 10 with multiple receptions.

Utah State led 34-0 at intermission after scoring on six of its eight first-half drives. The Aggies opened the game with a 35-yard field goal by senior PK Dominik Eberle.

After punting the second time they touched the ball, the Aggies proceeded to score on their next five possessions, beginning with a 45-yard punt return for a touchdown by Thompkins. He also hauled in a 10-yard touchdown pass in the fourth quarter from sophomore QB Henry Colombi that gave Utah State its final margin of victory. Thompkins finished the game with 122 all-purpose yards as he caught a career-high five passes for a career-best 77 yards to go along with his 45-yard punt return.

Warren ran for 105 yards and two touchdowns, a 28-yarder and a 54-yarder, on just nine carries. Utah State, which gained 325 yards on the ground, also had touchdown runs from senior RB Gerold Bright and redshirt freshman QB Andrew Peasley. Bright finished the game with 67 yards on nine carries, while Peasley rushed for a career-high 83 yards on just three carries, which included his career long 59-yard touchdown in the fourth quarter.

In his backup role, Colombi completed 8 of 9 passes for 93 yards and two touchdowns, including a 30-yarder to junior WR Derek Wright that stretched the Aggies' lead to 48-7 late in the third quarter.

Graduate transfers Siosa Mariner and Caleb Repp also had five catches apiece for 73 and 58 yards, respectively, for Utah State. Mariner found paydirt on a 29-yard pass from Love with 3:27 remaining in the first quarter.

Stony Brook was held to 263 total yards and 16 first downs. Quarterback Jack Cassidy was 14 for 28 passing for 129 yards and one touchdown, to go along with an interception, for the Seawolves (1-1, 0-0 Colonial Athletic Association).

Overall, Utah State was 10-of-14 on third down, as compared to 5-of-14 for Stony Brook, while the Aggies controlled the ball for 30:59 of the game.

Junior S Cash Gilliam led the Aggies with six tackles and a forced fumble, while senior CB DJ Williams had four tackles and a career-high-tying three pass breakups. Sophomore CB Andre Grayson recorded Utah State's lone turnover of the night with an interception.



Senior CB DJ Williams had four tackles and tied his career high with three pass breakups against the Seawolves.





UTAH STATE'S OFFENSE SETS SCHOOL RECORD AGAINST STONY BROOK

- Utah State's offense set a school record with 35 first downs in its last game against Stony Brook and added 717 yards of total offense, which is the second-most in school history. Of its 717 yards, 392 were through the air, which is the 18th-most passing yards in school history.
- During its first two games of the 2019 season, Utah State has recorded at least 596 yards and at least 35 points, and is averaging 48.5 points and 656.5 yards of total offense.
- Dating back to the beginning of the 2018 season, Utah State has now recorded at least 600 yards of total offense five times, at least 500 yards of total offense eight times, and at least 400 passing yards three times. In fact, USU has recorded at least 550 yards of total offense in each of its last three games dating back to last year. During its last 14 games, USU has now scored at least 30 points 12 times, at least 40 points 10 times, at least 50 points eight times and 60 or more points five times.

UTAH STATE'S 62 POINTS VERSUS STONY BROOK 12TH-MOST IN SCHOOL HISTORY

- Utah State's 62 points against Stony Brook in its last game are tied for the 12th-most in school history, while its 55-point winning margin is the 12th-largest in school history.

AGGIES WIN EIGHTH-STRAIGHT HOME GAME

- With its 62-7 home win against Stony Brook in its last outing, Utah State has now won each of its last eight home games and is 36-9 in its last 45 games at Maverik Stadium. USU has also won seven straight non-conference home games and is 19-3 in its last 22 non-conference home games.
- With its 62 points against Stony Brook, Utah State has now scored at least 60 points in each of its last three home games and in five of its last seven home games overall. USU has also scored at least 50 points in each of its last four home games and in six of its last seven overall. And finally, USU has now scored at least 40 points in each of its last seven home games. Furthermore, USU has won each of its last eight home games by double digits.
- Utah State improved to 17-7 at home under head coach **Gary Andersen**, including winning each of its last nine home games. USU also improved to 9-1 in non-conference home games under Andersen.

FIRST-TIME STARTERS AND FIRST-TIME APPEARANCES

- Utah State has had 12 players make their first-career start this season. Aggies who made their first-career start against Stony Brook included junior S **Cash Gilliam**, redshirt sophomore OL **Kyler Hack** and freshman CB **Cam Lampkin**. Aggies who made their first-career start at Wake Forest included senior graduate transfer TE **Caleb Repp**, senior graduate transfer WR **Siaosi Mariner**, junior college transfer S **Troy Lefeged Jr.**, junior LB **Kevin Meitzenheimer**, junior WR **Savon Scarver**, junior OL **Ty Shaw**, sophomore CB **Andre Grayson**, redshirt freshman OL **Andy Koch** and redshirt freshman OL **Karter Shaw**.
- Utah State has also had 22 players appear in their first-ever Aggie game this season. Players who appeared in their first-ever USU game against Stony Brook included junior DE **Jaylin Banerman**, junior P **Christopher Bartolic**, junior WR **Sean Carter**, junior TE **Mosese Manu**, freshman P **Pierce Callister**, freshman WR **Ajani Carter**, freshman DT **Christian LaValle**, freshman RB **Enoch Nawahine**, freshman OL **Jackson Owens**, freshman CB **Dominic Tatum** and freshman DE **AJ Vongphachanh**. Aggies who played in their first-ever USU game at Wake Forest included **Gilliam**, **Lampkin**, **Repp**, **Mariner**, **Lefeged Jr.**, junior graduate transfer CB **Terin Adams**, junior graduate transfer DE **Nick Heninger**, junior college transfer RB **Jaylen Warren**, junior college transfer WR **Derek Wright**, redshirt freshman CB **Michael Anyanwu** and redshirt freshman S **Sam Lockett**.

UTAH STATE HAS TWO SCORING DRIVES UNDER 60 SECONDS THIS YEAR

- After leading the nation in 2018 with 29 scoring drives under one minute, Utah State has two scoring drives under a minute thus far this season.

AGGIES IN OVERTIME

- Utah State is 6-6 all-time in overtime, winning three of its last five. All-time, USU is 4-3 in single-overtime games, 2-2 in double-overtime games, and 0-1 in triple-overtime games. USU's last overtime game was a 26-20 loss against New Mexico State in the NOVA Home Loans Arizona Bowl on Dec. 29, 2017.

DID YOU KNOW?

- Utah State tied with New Mexico State for the most special teams touchdowns in the nation last year with four. Junior WR **Savon Scarver** had two of those touchdowns as he returned a kickoff 100 yards for a touchdown against New Mexico State and another 99 yards for a touchdown at Wyoming. Junior WR **Jordan Nathan** returned a punt 59 yards for a touchdown against Tennessee Tech, and **Baron Gajkowski** returned a blocked punt 16 yards for a touchdown against UNLV.

/// UTAH STATE'S RECORD WHEN... ///

2019
Overall	1-1
MW	0-0
Non-Conference	1-1
Home	1-0
Away	0-1
Neutral	0-0
Current Streak	W1
Current Home Streak	W7
Current Away Streak	L2
Day Game	0-0
Night Game	1-1
August	0-1
September	1-0
October	0-0
November	0-0
December	0-0
vs. top-25 teams	0-0
vs. non-ranked teams	1-1
vs. FCS (I-AA)	1-0
On natural grass	0-0
On artificial surface	1-1
Scoring first	1-0
Coming-from-behind	0-1
Leading after 1st quarter	1-0
Behind after 1st quarter	0-1
Tied after 1st quarter	0-0
Leading at halftime	1-1
Behind at halftime	0-0
Tied at halftime	0-0
Leading after 3rd quarter	1-0
Behind after 3rd quarter	0-1
Tied after 3rd quarter	0-0
Overtime	0-0
Scoring less than 20 points	0-0
Scoring 20 + points	1-1
Scoring 30 + points	1-1
Allowing 20 points or less	1-0
Allowing 10 points or less	1-0
With 100-yard rusher	1-1
Allowing 100-yard rusher	0-1
With 300-yard passer	0-1
Allowing 300-yard passer	0-1
Outgain opponent	1-1
Total offense + 300 yards	1-1
Allowing + 300 yards offense	0-1
No turnovers	0-0
Less than three turnovers	1-0
Three or more turnovers	0-1
No takeaways	0-0
Three or more takeaways	0-0
Fewer turnovers	0-0
Equal turnovers	1-0
More turnovers	0-1
Control time of possession	1-0
Opponent controls TOP	0-1



/// 2019 SEASON SUPERLATIVES ///
TOP INDIVIDUAL PERFORMANCES
Rushing

1. Jaylen Warren 141 at Wake Forest
2. Jaylen Warren 105 vs. Stony Brook

Passing

1. Jordan Love 416 at Wake Forest
2. Jordan Love 294 vs. Stony Brook

Receiving

1. Siosa Mariner 118 at Wake Forest
2. Jordan Nathan 83 at Wake Forest
3. Deven Thompkins 77 vs. Stony Brook

Tackles

1. David Woodward 24 at Wake Forest
2. Troy Lefeged Jr. 10 at Wake Forest

TOP TEAM PERFORMANCES - OFFENSE
Rushing

1. 325 vs. Stony Brook
2. 180 at Wake Forest

Passing

1. 416 at Wake Forest
2. 392 vs. Stony Brook

Total Offense

1. 717 vs. Stony Brook
2. 596 at Wake Forest

TOP TEAM PERFORMANCES - DEFENSE
Rushing

1. 108 by Stony Brook
2. 178 by Wake Forest

Passing

1. 155 by Stony Brook
2. 401 by Wake Forest

Total Offense

1. 263 by Stony Brook
2. 579 by Wake Forest


WARREN FIRST AGGIE EVER TO START CAREER WITH CONSECUTIVE 100-YARD GAMES

• Junior RB **Jaylen Warren** has rushed for 100 yards in each of his first two games as an Aggie and is the first player in school history to accomplish that feat. Furthermore, Warren had the best debut by an Aggie running back in school history in the season opener at Wake Forest, as he carried the ball 19 times for 141 yards, which included runs of 59 and 43 yards, and one touchdown. In fact, Warren is the first running back in school history to rush for 100 yards in his first-ever game. Warren then added 105 rushing yards on nine carries, including a long of 54 yards, and two touchdowns against Stony Brook. Warren also had a career-high two receptions for a career-best 27 yards against the Seawolves.

THOMPKINS SCORES TWO TOUCHDOWNS AGAINST STONY BROOK

• Sophomore WR **Deven Thompkins** had a career game in his last outing versus Stony Brook as he had 122 all-purpose yards and scored a career-high two touchdowns. Thompkins' first touchdown was on a 45-yard punt return and his second was on a 10-yard reception. Thompkins' punt return for a touchdown was the first of his career, while his receiving touchdown was his second. Overall, Thompkins caught a career-high five receptions for a career-best 77 yards against the Seawolves.

MARINER THIRD-EVER AGGIE TO POST 100-YARD RECEIVING GAME IN DEBUT

• Senior graduate transfer WR **Siosa Mariner** became just the third player in school history to record 100 receiving yards in his Aggie debut, as he caught a career-high eight passes for a career-best 118 yards, including a 17-yard touchdown, against Wake Forest. In fact, it was Mariner's first-ever 100-yard receiving game. The only other Aggies to have 100 receiving yards in their first-ever USU game was **Ken Thompson**, who caught seven passes for 150 yards against San José State in 1979, and **Kevin Curtis**, who caught 11 passes for 171 yards against Utah in 2001.

• In his last game against Stony Brook, Mariner caught five passes for 73 yards, including a 29-yard touchdown, for his second touchdown of the season and sixth of his career.

LOVE THROWS FOR NEARLY 300 YARDS IN TWO QUARTERS AGAINST STONY BROOK

• Junior QB **Jordan Love** threw for 294 yards and one touchdown, as he was 25-of-34 passing in two-plus quarters, in his last outing against Stony Brook. Love attempted just one pass in one series of the third quarter before sitting the rest of the game. Overall, he has now thrown at least one touchdown pass in each of his last eight games and in 13 of his last 14 overall.

• In the season opener at Wake Forest, Love completed 33-of-48 passes for 416 yards with three touchdowns and three interceptions. Those 416 passing yards are the third-most in his career and his third-career 400-yard passing game, while his 33 completions and 48 attempts are both career highs. In fact, those 33 completions are the second-most in school history behind **Gym Kimball**, who completed 34 passes against UNLV in 1984. Furthermore, it was the first time in school history that an Aggie quarterback has thrown for at least 400 yards in a season opener.

• Love's three 400-yard passing games are the second-most in school history, trailing only **Jose Fuentes** (2000-02), who had four. Furthermore, Love now has nine-career 300-yard passing games, which is the third-most in school history behind Fuentes and **Brett Snyder** (1987-88), who both had 10.

• With his three touchdown passes against Wake Forest, Love has now thrown at least three touchdown passes in a game seven times in his career and multiple touchdown passes in a game 11 times.

WOODWARD NAMED CHUCK BEDNARIK AWARD PLAYER OF THE WEEK

• Junior LB **David Woodward** was named the Chuck Bednarik Award National Defensive Player of the Week following his performance in Utah State's season opener at Wake Forest as he recorded a career-high 24 tackles, which included 1.0 sacks and a career-high-tying 3.5 tackles for loss, to go along with a career-high two forced fumbles. Nationally, those 24 tackles and two forced fumbles are the most in the nation this season, while his 3.5 tackles for loss are tied for the fourth-most in the country.

• Overall, those 24 tackles are tied for the second-most in both school and Mountain West history. **Brian Longuevan** holds the school record with 26 tackles against Weber State in 1974, while **Johndale Carty** also had 24 stops against Oklahoma State in 1996. Nevada's Albert Rosette holds the MW record with 25 tackles against Air Force in 2012, while Nevada's Asauni Rufus had 24 stops against Air Force in 2017.

• For Woodward, it is his 10th-career double-digit tackle game, including his fourth in a row dating back to last season. It is also his second-career 20-tackle game as he had 20 stops at Colorado State last season.

DID YOU KNOW?

• Utah State has six players on its current roster who transferred from Power 5 programs in senior DE **Tipa Galeai** (TCU), senior DT **Fua Leilua** (Oklahoma State), graduate CB **Terin Adams** (Arizona State), graduate WR **Siosa Mariner** (Utah), graduate TE **Caleb Repp** (Utah), and graduate DE **Nick Heninger** (Utah). USU has two more players on its roster that began their careers at Power 5 programs as junior S **Cash Gilliam** and junior DE **Jaylin Bannerman** both began their collegiate careers at Kentucky.





UTAH STATE THIRD IN THE NATION IN TOTAL OFFENSE

• Utah State is first in the Mountain West and second in the nation in total offense (656.5 ypg), first in the MW and third in the nation in passing offense (404.0 ypg), first in the MW and 11th in the nation in completion percentage (.731), first in the MW and 13th in the nation in scoring offense (48.5.0 ppg), second in the MW and 20th in the nation in rushing offense (252.5 ypg), third in the MW and 37th in the nation in passing efficiency (160.9), and fourth in the MW and 22nd in the nation in sacks allowed (1.0 pg).

• Utah State's offense also ranks third in the Mountain West and 13th in the nation with a third down conversion percentage of 53.3 (16-30), and fourth in the MW and 37th in the nation in tackles for loss allowed (4.50 pg).

AGGIE DEFENSE FIFTH IN THE MOUNTAIN WEST IN POINTS ALLOWED

• Utah State is fifth in the Mountain West and 56th in the nation in scoring defense (22.5 ppg), fourth in the MW and 54th in the nation in passing efficiency defense (124.6), seventh in the MW and 69th in the nation in rushing defense (143.0 ypg), seventh in the MW and 99th in the nation in total defense (421.0 ypg), eighth in the MW and 89th in the nation in tackles for loss (5.5 pg), ninth in the MW in passing defense (278.0 ypg), and 10th in the MW in sacks (1.5 pg).

• Utah State's defense also ranks fourth in the Mountain West and 38th in the nation in red zone defense as it has allowed six scores in eight trips, and third in the MW and 37th in the nation with a fourth down conversion percentage of 33.3 (2-6).

UTAH STATE FOURTH IN THE NATION IN PUNT RETURNS

• Utah State is second in the Mountain West and fourth in the nation in punt returns (24.0 ypr), fourth in the MW and 20th in the nation in kickoff returns (27.7 ypr), fourth in the MW and 94th in the nation in kickoff return defense (23.0 ypr), and ninth in the MW and 81st in the nation in net punting (37.7 ypp).

AGGIES FORCE TWO TURNOVERS THUS FAR THIS YEAR

• After leading the nation last season with 32 turnovers (22 interceptions, 10 fumbles), Utah State has forced two turnovers (1 fumble, 1 interception) through two games this season. In 2018, USU also led the nation with 22 interceptions, was fourth in the MW and 36th in the nation with 10 fumble recoveries, and first in the MW and third in the nation in turnover margin (+1.08).

• With its one turnover last weekend, USU has now forced 175 turnovers in its last 90 games, including at least one turnover in 72 of its last 90 games. USU has also recorded 89 interceptions in its last 77 games, including at least one pick in 45 of its last 77 games, and multiple interceptions in 26 of its last 77 games. Overall, USU forced three or more turnovers in 22 of its last 65 games.

AGGIES IN THE MOUNTAIN WEST AND NCAA RANKINGS IN 2019

• Junior QB **Jordan Love** is first in the Mountain West and third in the nation in completions (29.0 pg), first in the MW and fourth in the nation in passing yards (355.0 ypg), first in the MW and fifth in the nation in total offense (371.5 ypg), first in the MW and 19th in the nation in completion percentage (.707), first in the MW and 33rd in the nation in passing yards per attempt (8.66), second in the MW and 46th in the nation in passing efficiency (152.2), fourth in the MW and 70th in the nation in passing touchdowns (2.0 pg), and fifth in the MW and 61st in the nation in points responsible for (12.0 pg). Junior LB **David Woodward** is second in the MW and third in the nation in tackles (14.0 pg), second in the MW and second in the nation in forced fumbles (1.0 pg), and second in the MW and 23rd in the nation in tackles for loss (1.75 pg). Redshirt junior LB **Justus Te'i** is tied for second in the MW and tied for 13th in the nation in fumbles recovered (0.5 pg). Senior graduate transfer WR **Siaosi Mariner** is third in the MW and 21st in the nation in receiving yards (95.5 ypg), third in the MW and 23rd in the nation in receptions (6.5 pg), and fourth in the MW and 46th in the nation in receiving touchdowns (1.0 pg). Sophomore WR **Deven Thompkins** is tied for first in the nation with his one punt return for touchdown, third in the MW and 45th in the nation in yards per reception (19.4), fourth in the MW and 46th in the nation in receiving touchdowns (1.0 pg), sixth in the MW and 51st in the nation in total touchdowns (1.5 pg), seventh in the MW and 78th in the nation in receiving yards (68.0 ypg), and 10th in the MW and 48th in the nation in scoring (9.0 ppg). Junior RB **Jaylen Warren** is second in the MW and seventh in the nation in yards per carry (8.8), second in the MW and 10th in the nation in rushing (123.0 ypg), third in the MW and 31st in the nation in rushing touchdowns (1.5 pg), fourth in the MW and 20th in the nation in all-purpose yards (127.0), sixth in the MW and 51st in the nation in total touchdowns (1.5 pg), and 10th in the MW and 48th in the nation in scoring (9.0 ppg). Junior WR **Savon Scarver** is third in the MW and 19th in the nation in kickoff returns (27.7 ypr). Senior CB **DJ Williams** is fourth in the MW and 17th in the nation in pass breakups (1.5 pg). Sophomore CB **Andre Grayson** is third in the MW and 31st in the nation in interceptions (0.5 pg). Junior S **Cash Gilliam** is third in the MW and 23rd in the nation in fumbles forced (0.5 pg). Junior graduate transfer DE **Nick Heninger** is eighth in the MW and 80th in the nation in tackles for loss (1.25 pg). Senior PK **Dominik Eberle** is tied for first in the nation in field goal percentage as he is 2-of-2 on the season, seventh in the MW and 59th in the nation in field goals made per game (1.0), and ninth in the MW and 44th in the nation in scoring (9.5 ppg). Senior graduate transfer TE **Caleb Repp** is seventh in the MW and 63rd in the nation in receptions (5.0 pg). And, senior DE **Jacoby Wildman** is eighth in the MW and 80th in the nation in tackles for loss (1.25 pg).

DID YOU KNOW?

• Utah State was second in the Mountain West and third in the nation with its six defensive touchdowns last season. Overall, USU has scored 22 defensive touchdowns in its last 74 games.

• Utah State finished last season first in the nation in kickoff returns at 30.3 yards per return. Junior WR **Savon Scarver** highlighted this area as he ranked first nationally in kickoff returns (33.7 ypr) and tied for second nationally with his two kickoff returns for touchdown.

/// RANKINGS FOR 2019 SEASON ///

TEAM	MW	NCAA
• Total Offense (656.5)	1	2
• Passing Offense (404.0)	1	3
• Completion % (.731)	1	11
• Scoring Offense (48.5)	1	13
• Rushing Offense (252.5)	2	20
• Pass Efficiency (160.9)	3	37
• Sacks Allowed (1.0)	4	22
• Pass Eff. Defense (124.6)	4	54
• Scoring Defense (22.5)	5	56
• Rushing Defense (143.0)	7	69
• Total Defense (421.0)	7	99
• Tackles for Loss (5.5)	8	89
• Passing Defense (278.0)	9	107
• Sacks (1.5)	10	100
• Punt Returns (24.0)	2	4
• Kickoff Returns (27.7)	4	20
• Kickoff Return Def. (23.0)	4	94
• Net Punting (37.7)	9	81
• TO Margin (-1.00)	8	108

INDIVIDUAL	AVG.	MW	NCAA
• Dominik Eberle (PK)			
Field Goal %	100.0	1	1
Field Goals	1.0	7	59
Scoring	9.5	9	44
• Cash Gilliam (S)			
Forced Fumbles	0.5	3	23
• Andre Grayson (CB)			
Interceptions	0.5	3	31
• Nick Heninger (DE)			
Tackles for Loss	1.25	8	80
• Jordan Love (QB)			
Completions	29.0	1	3
Passing Yards	355.0	1	4
Total Offense	371.5	1	5
Completion %	.707	1	19
Passing Yds./Att.	8.66	1	33
Passing Eff.	152.2	2	46
Passing TDs	2.0	4	70
Pts. Responsible For	12.0	5	61
• Siaosi Mariner (WR)			
Receiving Yds	95.5	3	21
Receptions	6.5	3	23
Receiving TDs	1.0	4	46
• Caleb Repp (TE)			
Receptions	5.0	7	63
• Savon Scarver (WR)			
Kickoff Returns	27.7	3	19
• Justus Te'i (De)			
Fumbles Rec.	0.5	2	13
• Deven Thompkins (WR)			
Punt Returns TDs	0.5	1	1
Yds. per Rec.	19.4	3	45
Receiving TDs	1.0	4	46
Total TDs	1.5	6	51
Receiving Yds	68.0	7	78
Scoring	9.0	10	48
• Jaylen Warren (RB)			
Yards Per Carry	8.8	2	7
Rushing Yards	123.0	2	10
Rushing TDs	1.5	3	31
All-Purpose	137.0	4	20
Total TDs	1.5	6	51
Scoring	9.0	10	48
• Jacoby Wildman (DE)			
Tackles for Loss	1.25	8	80
• DJ Williams (CB)			
Passes Def.	1.5	4	17
• David Woodward (LB)			
Tackles	14.0	2	3
Forced Fumbles	1.0	2	2
Tackles for Loss	1.75	2	23



/// JORDAN LOVE FILE ///

MW PLAYER OF THE WEEK HONORS

10/21/17 at UNLV (W 52-28)

• In his first-career start, Love was 19-of-27 (.704) passing for a season-best 316 yards and a season-high two touchdowns (70, 75)... Also carried the ball eight times for 42 yards and one touchdown... Those 316 passing yards are the third-most by a freshman in school history.

9/22/18 vs. Air Force (W 42-32)

• Was 26-of-38 (.684) passing for a then-career-high 356 yards and a career-high-tying two touchdowns.

10/5/18 at BYU (W 45-20)

• Was 18-of-28 (.643) passing for 165 yards and a then-career-high four touchdowns.

10/13/18 vs. UNLV (W 59-28)

• Was 17-of-23 passing for 322 yards, which were the second-most in his career at the time, and a school-record-tying and career-best five touchdowns. Love also carried the ball four times for 39 yards, including a career-long rush of 21 yards on the first play of the game. Love, who played less than three quarters, was 15-of-20 passing for 287 yards and four touchdowns at intermission as USU led 42-7 at the half.

10/27/18 vs. New Mexico (W 61-19)

• Love, who played just one series in the second half, was 23-of-34 passing for a then-career-high 448 yards and four touchdowns (17, 28, 29, 19). He also carried the ball four times for 15 yards and scored on a 1-yard run against the Lobos. Those 448 passing yards for Love all came in the first half as the Aggies led 52-5 at halftime.

11/10/18 vs. San José State (W 62-24)

• Was 32-of-42 (.762) passing for a career-high 491 yards and a school-record-tying five touchdowns (42, 24, 7, 37, 88). His 32 completions are a career high and tied for the second-most in a single game in school history, while his 491 passing yards are the third-most in school history. Love, who also scored on a 1-yard touchdown run, did not play in the fourth quarter.



10VE FOR HEISMAN

• Utah State is promoting junior QB **Jordan Love** for the Heisman Memorial Trophy, which is given annually to the most outstanding college football player utilizing the hashtag #10VEforHeisman.

• Love is 15-6 as Utah State's starting quarterback and is the fourth-winningest quarterback in program history. **Tony Adams** (1970-72) ranks first all-time with 22 career wins, followed by **Chuckie Keeton** (2011-15) with 19 wins and **John Pappas** (1966-68) with 18 wins.

• Love's 21 career starts ranks eighth in the nation among active quarterbacks trailing Georgia's Jake Fromm (31), North Texas' Mason Fine (30), Iowa's Nate Stanley (29), Louisiana Tech's J'Mar Smith (29), Colorado's Steven Montez (27), Ohio's Nathan Rourke (27) and UL-Monroe's Caleb Evans (24).

• Utah State is averaging 42.8 points in Love's 21 career starts and that scoring average ranks second in the nation among active quarterbacks with at least 15 career starts behind Alabama's Tua Tagovailoa (46.4 ppg) and ahead of UCF's McKenzie Milton (40.6 ppg), Oregon's Justin Herbert (38.8 ppg) and Georgia's Jake Fromm (38.0 ppg), among others.

LOVE AMONG TOP 10 QUARTERBACKS IN SCHOOL HISTORY IN FIVE CATEGORIES

• Junior QB **Jordan Love** is 429-of-700 (.613) passing for 5,614 yards and 43 touchdowns with just 15 interceptions during his career. In all, Love ranks third all-time in school history in completion percentage, fourth all-time in touchdown passes, eighth all-time in total offense (5,844 yards), and ninth all-time in both passing yards and completions.

LOVE SETS FIVE SCHOOL RECORDS IN 2018

• Junior QB **Jordan Love** set five school records in 2018, including 32 touchdown passes (27 by **Chuckie Keeton** in 2012), 3,567 passing yards (3,373 by Keeton in 2012), seven 300-yard passing games (6 by **Anthony Calvillo** in 1993), 234 points responsible for (210 by Keeton in 2012) and being named the Mountain West Offensive Player of the Week five times (four by Keeton in 2012). Love also tied the single-season school record with a pair of 400-yard passing games (**Tony Adams** in 1972 and **Jose Fuentes** in 2000) and tied the single-game school record for touchdown passes with five against both UNLV and San José State, becoming just the fifth quarterback in school history to accomplish the feat.

• Love is the fourth quarterback in school history to throw five touchdown passes in multiple games, along with **Chuckie Keeton**, who did it three times, and **Anthony Calvillo** and **Tony Adams**, who both did it twice. Overall, it is the 10th time in school history that an Aggie quarterback has thrown five touchdown passes in a game.

• On the season, Love was 267-of-417 (.640) passing and ranks second all-time at USU for completions in a single season (Keeton, 275 in 2012), while his completion percentage ranks as the fourth-highest in a single season in school history. Love also had 3,630 yards of total offense in 2018 to rank as the second-most at USU in a single season (Keeton, 3,992 in 2012).

LOVE DIDN'T FINISH MANY GAMES LAST SEASON

• Junior QB **Jordan Love** put up some impressive numbers in 2018 and did so without playing entire games. Of his 13 games played, Love did not play in the fourth quarter in six of those contests (New Mexico State, Tennessee Tech, UNLV, New Mexico, Hawai'i, San José State), and did not play in the entire second half twice (Tennessee Tech and Hawai'i). Furthermore, Love played just one series in the third quarter against New Mexico, meaning he sat on the sidelines for over 11 quarters, which translates to nearly three games missed during the season.

LOVE NAMED MOUNTAIN WEST PLAYER OF THE WEEK FIVE TIMES LAST YEAR

• Junior QB **Jordan Love** was named the Mountain West Offensive Player of the Week five times last year and six times in his career. Those five MW Player of the Week honors are tied with two other players for the third-most in a single season in the 20-year history of the conference.

• Love's five player of the week honors last year are the most by an Aggie in a single season in school history, bettering **Chuckie Keeton**, who was named the Western Athletic Conference Offensive Player of the Week four times during the 2012 campaign. Love's six player of the week honors overall are tied with Keeton for the third-most in school history, trailing **Demario Brown**, who was named the Big West Offensive Player of the Week eight times, and **Brad Bohn**, who was named the Big West Special Teams Player of the Week seven times. In fact, Brown and Bohn rank first and second, respectively, in Big West history for player of the week honors.

• Overall, Utah State won Mountain West Offensive Player of the Week honors six times last season, as Love won the award five times and Thompson won the award once. In all, USU has now won MW Player of the Week accolades 24 times in its six years in the league.

INTERESTING AGGIE NOTABLE

• Utah State is returning its starting quarterback for the eighth-straight season this fall. The last time USU did not return its top signal-caller, statistically, from the previous season was the 2011 campaign.

DID YOU KNOW?

• Utah State only threw six interceptions last season to rank third in the Mountain West and 14th in the nation. Those six interceptions are the fewest by an Aggie team since the 2011 club also threw six.



EBERLE THIRD ALL-TIME IN FIELD GOAL PERCENTAGE

• Senior PK **Dominik Eberle** is 45-of-59 on field goals in his career and his 76.3 conversion percentage ranks second all-time in school history. **Russ Moody** (1988-89) holds the school record at 84.6, as he was 22-of-26 all-time on field goal attempts.

• Eberle has now scored 269 career points to rank third all-time in school history, including second all-time among kickers. The school record is 308 career point scored by **Robert Turbin** (2007-09, '11), while **Brad Bohn** (1997-2000) holds the record for most points scored by a kicker with 284.

• Eberle ranks second all-time in school history in field goals made with 45 and fourth all-time in field goals attempted with 59. **Bohn** was 59-of-89 on field goals in his career, to rank first all-time in school history in both categories.

• Eberle is 1-of-1 in his career from 10-19 yards, 18-of-21 in his career from 20-29 yards, 11-of-13 in his career from 30-39 yards, 11-of-18 in his career from 40-49 yards, and 4-of-6 in his career from 50+ yards. His three 51-yard field goals against New Mexico State (9/8/18) were season longs and tied for the 18th-longest in school history. In fact, Eberle is the only kicker in school history to have four or more 50-yard field goals in a career as he made a career-long 52-yarder last year.



EBERLE SETS SCHOOL RECORD FOR CONSECUTIVE EXTRA POINTS MADE

• Senior PK **Dominik Eberle** is a perfect 134-for-134 on extra points in his career, which is a school record. The previous record for consecutive PATs made was 64 by **Willie Beecher** (1981-84). Overall, Eberle is one of just three kickers in school history with a minimum of 30 PATs made to have never missed an extra point, joining Beecher, who was 64-of-64 all-time on extra points, and **Russ Moody** (1988-89), who was 44-of-44 all-time on extra points. Overall, Eberle ranks second all-time in school history in extra points made and attempted. **Nick Diaz** (2010-14) was 136-of-140 for his career in extra points and holds the career school record in both categories.

• Eberle also set the single-season school record for extra points made and attempted last year as he was 75-for-75.

• Eberle is one of just seven kickers in school history to not miss an extra point for an entire season, joining **Nick Diaz** (2012), **Peter Caldwell** (2010, 2007), **Doug Beach** (1990), **Willie Beecher** (1982), **Tom Mayes** (1975) and **Steve Steinke** (1978).

EBERLE SETS SINGLE-SEASON SCHOOL RECORD FOR POINTS SCORED

• Senior PK **Dominik Eberle** scored 141 points last season with 75 extra points and 22 field goals, which is a single-season school record. The previous record of 138 points was set by **Robert Turbin** in 2011. Eberle also averaged 10.8 points per game last season to set the school record that was held by **Jack Hill**, who averaged 10.5 points per game in 1956.

• Eberle was 22-of-28 (.786) on field goal attempts last season, ranking second in made field goals and tied for first in field goal attempts for a single season with **Brad Bohn** (1998), while his conversion percentage was eighth. **Bohn** was 24-of-28 on field goal attempts in 1998 to set the single-season record for made field goals, while **Russ Moody** made 86.7 percent of his field goals in 1988 to set the single-season record in that category.

• Eberle was named the Mountain West Special Teams Player of the Week twice last season, earning the award after tying the NCAA record for points scored by a kicker with 24 against New Mexico State and against Colorado State as he was 3-of-3 on field goals (23, 26, 37).

EBERLE TIES TWO NCAA RECORDS

• Senior PK **Dominik Eberle** tied two NCAA records in Utah State's 60-13 home win against New Mexico State last year. First, Eberle tied the NCAA record for points scored in a game by a kicker with 24, a record that was set by Western Michigan's Mike Prindle in 1984. Eberle also tied an NCAA record with his three 51-yard field goals, becoming just the sixth player ever to kick three 50-plus yard field goals in a game.

• Eberle also set school and Mountain West records with his six made field goals, while his six field goal attempts tied his own school record that was set in 2017. In all, Eberle made field goals from 44, 32, 51, 21, 51 and 51 yards, as those six made field goals are tied for the third-most in a single-game in NCAA history.

EBERLE TOP THREE IN THE NATION IN KICKOFFS AND TOUCHBACKS

• Senior PK **Dominik Eberle** kicked off 108 times last season (62.8 yards per kickoff) with 69 touchbacks. On the season, he was third nationally in both kickoffs and touchbacks.

DID YOU KNOW?

• Utah State has made 149 straight extra points to rank as the fifth-longest active streak in the nation behind Auburn (277), Georgia (248), Ohio State (179) and UCF (162). The last time USU missed an extra point was against San Diego State on Oct. 28, 2016.

/// 2019 PRESEASON HONORS ///

Gerold Bright, Sr., RB

- Athlon Sports First-Team All-Mountain West (AP)
- Phil Steele's Second-Team All-Mountain West (RB)

Dominik Eberle, Sr., PK

- Lou Groza Award Watch List
- Allstate AFCA Good Works Team Nominee
- Wuerffel Trophy Watch List
- Athlon Sports Fourth-Team All-American
- Athlon Sports Second-Team All-Mountain West
- Phil Steele's Second-Team All-Mountain West

Alfred Edwards, So., OL

- Athlon Sports Second-Team All-Mountain West
- Phil Steele's Fourth-Team All-Mountain West

Tipa Galeai, Sr., DE

- Bednarik Award Watch List
- Polynesian Player of the Year Watch List
- Athlon Sports First-Team All-Mountain West
- Phil Steele's First-Team All-Mountain West
- All-Mountain West Preseason Team

Fua Leilua, Sr., DT

- Polynesian Player of the Year Watch List
- Athlon Sports Fourth-Team All-Mountain West
- Phil Steele's Fourth-Team All-Mountain West

Jordan Love, Jr., QB

- Manning Award Watch List
- Johnny Unitas Golden Arm Award Watch List
- Walter Camp Player of the Year Watch List
- Maxwell Award Watch List
- Davey O'Brien Award Watch List
- CFPA Performer of the Year Watch List
- Athlon Sports First-Team All-Mountain West
- Phil Steele's First-Team All-Mountain West
- Mountain West Preseason Offensive Player of the Year

Jordan Nathan, Jr., WR/PR

- Athlon Sports First-Team All-Mountain West (PR)
- Athlon Sports Third-Team All-Mountain West (AP)
- Phil Steele's First-Team All-Mountain West (PR)
- Phil Steele's Fourth-Team All-Mountain West (WR)

Brandon Pada, Jr., LS

- Phil Steele's Fourth-Team All-Mountain West

Savon Scarver, Jr., KR

- CBSSports.com All-American Team
- Phil Steele's First-Team All-American
- Athlon Sports Second-Team All-American
- Sporting News Second-Team All-American
- Athlon Sports First-Team All-Mountain West
- Phil Steele's First-Team All-Mountain West
- All-Mountain West Preseason Team
- CFAY Group of 5 Starting Lineup

Christopher Unga, Sr., DT

- Polynesian Player of the Year Watch List
- Phil Steele's Second-Team All-Mountain West
- Athlon Sports Third-Team All-Mountain West

DJ Williams, Sr., CB

- Paycom Jim Thorpe Award Watch List
- Athlon Sports First-Team All-Mountain West
- Phil Steele's First-Team All-Mountain West
- All-Mountain West Preseason Team

David Woodward, Jr., LB

- The Athletic Second-Team All-American
- Athlon Sports Third-Team All-American
- Phil Steele's Fourth-Team All-American
- CFAY Group of 5 Starting Lineup
- Bednarik Award Watch List
- Bronko Nagurski Award Watch List
- Lott IMPACT Trophy Watch List
- Athlon Sports First-Team All-Mountain West
- Phil Steele's First-Team All-Mountain West
- All-Mountain West Preseason Team

/// 2019 NATIONAL POLLS ///
ASSOCIATED PRESS POLL (Sept. 9, 2019)

RK.	SCHOOL	RECORD	PTS.
1.	Clemson (56)	2-0	1544
2.	Alabama (6)	2-0	1489
3.	Georgia	2-0	1385
4.	LSU	2-0	1336
5.	Oklahoma	2-0	1315
6.	Ohio State	2-0	1291
7.	Notre Dame	1-0	1072
8.	Auburn	2-0	1056
9.	Florida	2-0	997
10.	Michigan	2-0	936
11.	Utah	2-0	905
12.	Texas	1-1	877
13.	Penn State	2-0	781
14.	Wisconsin	2-0	714
15.	Oregon	1-1	677
16.	Texas A&M	1-1	643
17.	UCF	2-0	544
18.	Michigan State	2-0	495
19.	Iowa	2-0	473
20.	Washington State	2-0	343
21.	Maryland	2-0	207
22.	Boise State	2-0	164
23.	Washington	1-1	161
24.	USC	2-0	137
25.	Virginia	2-0	122

Others receiving votes: Iowa State 96, California 95, Mississippi State 73, TCU 66, North Carolina 48, Army 42, Colorado 21, Oklahoma State 20, Memphis 12, Arizona State 4, Appalachian State 2, Syracuse 2, Kentucky 2, Boston College 2, Minnesota 1.

COACHES POLL (Sept. 9, 2019)

RK.	SCHOOL	RECORD	PTS.
1.	Clemson (56)	2-0	1572
2.	Alabama (6)	2-0	1513
3.	Georgia	2-0	1415
4.	Oklahoma	2-0	1362
5.	LSU	2-0	1314
6.	Ohio State	2-0	1309
7.	Notre Dame	1-0	1118
8.	Florida	2-0	1064
9.	Auburn	2-0	993
10.	Michigan	2-0	945
11.	Penn State	2-0	868
12.	Utah	2-0	839
13.	Texas	1-1	823
14.	Wisconsin	2-0	739
15.	Texas A&M	1-1	668
16.	UCF	2-0	584
17.	Oregon	1-1	568
18.	Iowa	2-0	496
19.	Michigan State	2-0	446
20.	Washington State	2-0	418
21.	Washington	1-1	314
22.	Boise State	2-0	214
23.	Mississippi State	2-0	134
24.	USC	2-0	120
25.	Maryland	2-0	109

Others receiving votes: Virginia 64, Kentucky 62, California 51, Iowa State 48, Memphis 46, Oklahoma State 45, North Carolina 42, Army 31, Boston College 31, North Carolina State 28, TCU 28, Colorado 16, Stanford 8, Hawai'i 7, Appalachian State 6, Minnesota 5, Wyoming 3, Troy 2, Arizona State 2, Wake Forest 2, Nebraska 1, Navy 1, Tulane 1.

BRIGHT RANKS 21ST ALL-TIME IN SCHOOL HISTORY IN RUSHING YARDS

• Senior RB **Gerold Bright** has rushed for 1,328 yards during his Aggie career and ranks 20th all-time in school history in rushing yards. Overall, Bright is one of 32 players in school history to rush for 1,000 yards in a career.

• Bright had four 100-yard rushing games last season and five in his career. He also had 10 rushing touchdowns and three receiving touchdowns on the season, giving him 16 career rushing touchdowns and five career receiving touchdowns.

• Bright had multiple rushing touchdowns in three games last season, including a career-high three at Hawai'i. Bright also had eight rushes of at least 20 yards last season, which were the second-most on the team, including two over 50 yards. He also had two receptions over 20 yards, including a career long of 83 yards at Boise State, which is the 13th-longest pass play in USU history.

• For his career, Bright averages 6.7 yards per carry, which is the sixth-best yards per carry average in school history.

SCARVER CONSENSUS ALL-AMERICAN

• Utah State junior **Savon Scarver** was named a consensus All-American as a returner/all-purpose player in 2018, joining **Merlin Olsen** (1961) and **Phil Olsen** (1969) as the only consensus All-Americans

in school history. Scarver was also just the 16th player in Mountain West history to be named a consensus All-American. Scarver received first-team All-America honors from two of the five outlets that comprise the NCAA Consensus All-America team in the Walter Camp Football Foundation and the *Football Writers Association of America (FWAA)*. Scarver was also named a first-team All-American by *Phil Steele's Magazine* and was named a second-team All-American by the American Football Coaches Association.

• Scarver was also named the Johnny 'The Jet' Award winning in 2018 as the nation's most outstanding return specialist as he led the nation in kickoff returns (33.7 ypr) and tied for second in the nation with his two kickoff returns for touchdowns.

SCARVER SECOND ALL-TIME IN KICKOFF RETURNS FOR TOUCHDOWNS

• Junior WR **Savon Scarver** returned two kickoffs for touchdowns last season (100 yards vs. New Mexico State, 99 yards vs. Wyoming), to rank as the second-most in school history, behind **Kevin Robinson**, who returned three kickoffs for touchdowns during the 2007 season. In fact, Robinson and Scarver are the only Aggies in school history to have multiple kickoff returns for touchdowns in a single season. Scarver also has three career kickoff returns for touchdowns, which also ranks second all-time in school history behind Robinson, who had four from 2004-07.

• Scarver has a career kickoff return average of 28.3 yards as he returned 49 kickoffs for 1,385 yards, and that return average ranks as the third-best in school history. Last season, he averaged 33.7 yards per kickoff return to rank second all-time in school history behind **Tom Larscheid**, who averaged 36.1 yards per kickoff return in 1960.

WOODWARD NAMED FIRST-TEAM ALL-AMERICAN

• Utah State junior LB **David Woodward** was named a first-team All-American by Pro Football Focus (PFF) and a third-team All-American by *The Associated Press* in 2018. Woodward was also named the Mountain West Defensive Player of the Year by PFF.

INSIDE THE NUMBERS WITH UTAH STATE

• Utah State had 37 rushing touchdowns to rank tied for the ninth-most in the nation last season. The school record for rushing touchdowns is 39 set in 1961 and its 37 touchdown runs last year are tied with the 2011 team for the second-most in school history.

• Utah State ranked second in the nation with 20 different players scoring a touchdown last season, including 10 players with multiple touchdowns. Clemson led the nation with 21 players who scored touchdowns.

• Utah State's defense only allowed 12 rushing touchdowns last season, which tied for the 12th-fewest in the nation.

GALEAI HAD 10.5 SACKS AND 14.0 TACKLES FOR LOSS LAST SEASON

• Senior DE **Tipa Galeai** had a team-best 10.5 sacks and 14.0 tackles for loss last season, which are the most sacks by an Aggie since **John Chick** had 12.5 sacks in 2005 and the most tackles for loss by an Aggie since **Kyler Fackrell** had 15.0 tackles for loss in 2015.

CAREER RUSHING	YEARS	YDS.
1. Demario Brown	1996-1999	4,053
2. Abu Wilson	1992, 94-96	3,933
3. Rick Parros	1976-79	3,537
4. Louie Giammona	1973-75	3,499
5. Robert Turbin	2007-09, 11	3,315
6. Emmett White	1998-01	2,791
7. Kerwynn Williams	2009-12	2,515
8. Roger Grant	1990-91	2,387
9. Tom Larscheid	1959-61	2,206
10. Altie Taylor	1966-68	1,959
11. LaJuan Hunt	2014-17	1,846
12. Maurice Turner	1979-82	1,549
13. Derrvin Speight	2007, 09-10	1,493
14. Roy Shivers	1964-65	1,468
15. Chuckie Keeton	2011-15	1,415
16. John Strycula	1969-71	1,412
17. Kent Myers	2014-17	1,406
18. Diondre Borel	2007-10	1,398
19. Joey DeMartino	2010-13	1,378
20. Gerold Bright	2016-pres.	1,328
21. Michael Smith	2009-11	1,313
22. Demetrius Brown	1986-89	1,252
23. Archie Gibson	1972-73	1,235
24. Devante Mays	2015-16	1,225
25. Profail Grier	1993-94	1,194
26. David Fiefla	2000-03	1,193
27. Jerry Hughes	1971-72	1,144
28. Marc White	1983-84	1,103
29. Melvin Blue	1958-59	1,074
30. Buddy Allen	1958-59	1,068
31. Joe Hill	2011-14	1,052
32. Darwin Thompson	2018	1,044





WHAT'S RETURNING IN 2019

• Utah State returns nine starters (O-2, D-7) as part of 31 letterwinners (O-13, D-16, S-2), including two All-Americans and eight players that earned various all-Mountain West honors, from last year's team that ended the 2018 season ranked 21st in the final Amway Coaches poll and 22nd in the final *Associated Press* poll as it tied the school record for wins and best record with an 11-2 mark following its 52-13 win against North Texas in the New Mexico Bowl. USU also tied for first place in the Mountain Division of the Mountain West with a 7-1 record.

• Highlighting Utah State's returners in 2019 are two players who earned All-America honors a season ago in junior WR **Savon Scarver** and junior LB **David Woodward**. Scarver, who is just the third consensus All-American in school history, was named a first-team All-American from the Walter Camp Football Foundation, the Football Writers Association of America and *Phil Steele's Magazine*, and earned second-team All-American honors from the American Football Coaches Association as a kick returner, while Woodward was named a first-team All-American by ProFootballFocus.com and a third-team All-American by *The Associated Press*. Six other returning Aggies earned various all-Mountain West honors a year ago as senior DE **Tipa Galeai** and junior QB **Jordan Love** were both named to the second team, while senior PK **Dominik Eberle**, senior DT **Fua Leilua**, senior DT **Christopher 'Unga** and senior CB **DJ Williams** all garnered honorable mention honors. Additionally, Utah State returns three other starters in senior DT **Devon Anderson**, junior S **Shaq Bond** and sophomore OL **Alfred Edwards**.

WHAT UTAH STATE MUST REPLACE FROM 2018

• Utah State must replace 11 starters, including 10 players who earned various all-Mountain West honors in 2018, including OL **Quin Ficklin**, who earned first-team honors and OL **Roman Andrus**, S **Jontrell Rocquemore** and RB **Darwin Thompson**, who were all named to the second team, while DE **Adewale Adeoye**, OL **Rob Castaneda**, S **Gaje Ferguson**, TE **Dax Raymond**, WR **Ron'quavion Tarver** and OL **Sean Taylor** were all named to the honorable mention team. USU also must replace LB **Chase Christiansen** to graduation.

RETURNING STATISTICAL LEADERS IN 2019

Category	Top Returnees	Notable Losses
Rushing	RB Gerold Bright (141-888, 10 TD) QB Henry Colombi (13-108, 1 TD) QB Andrew Peasley (7-76) QB Jordan Love (43-63, 7 TD)	RB Darwin Thompson (153-1,044, 14 TD) RB Justen Hervey (31-122, 1 TD) RB Eltoro Allen (35-120, 1 TD) WR Aaren Vaughns (12-100)
Passing	QB Jordan Love (267-417-6, 3,567 yds, 32 TD) QB Henry Colombi (33-40-0, 239 yds) QB Andrew Peasley (3-8-0, 19 yds)	None
Receiving	WR Jordan Nathan (28-297, 3 TD) RB Gerold Bright (22-232, 3 TD) TE Carson Terrell (10-150, 1 TD) WR Savon Scarver (9-156, 2 TD) WR Devan Thompkins (9-65) WR Taylor Compton (8-58)	WR Ron'quavion Tarver (66-709, 8 TD) WR Jalen Greene (44-689, 6 TD) WR Aaren Vaughns (33-581, 5 TD) TE Dax Raymond (27-345, 2 TD) RB Darwin Thompson (23-351, 2 TD) WR DJ Nelson (120-112)
Scoring	PK Dominik Eberle (75 PAT, 22 FG, 141 pts.) RB Gerold Bright (13 TD, 78 pts.) QB Jordan Love (7 TD, 42 pts.) WR Jordan Nathan (4 TD, 24 pts.) WR Savon Scarver (4 TD, 24 pts.)	RB Darwin Thompson (16 TD, 96 pts.) WR Ron'quavion Tarver (8 TD, 48 pts.) WR Jalen Greene (6 TD, 36 pts.) WR Aaren Vaughns (5 TD, 30 pts.) TE Dax Raymond (2 TD, 12 pts.)
Tackles	LB David Woodward (134, 12.5 TFL, 5.0 sacks) LB Tipa Galeai (64, 14.0 TFL, 10.5 sacks) CB DJ Williams (42, 3.0 TFL, 1.0 sacks) DT Fua Leilua (38, 5.5 TFL, 1.5 sacks) S Shaq Bond (37, 3.0 TFL) DT Devon Anderson (34, 3.0 TFL, 1.5 sacks)	LB Chase Christiansen (100, 5.0 TFL, 0.5 sacks) S Gaje Ferguson (74, 3.0 TFL, 1.0 sacks) S Jontrell Rocquemore (73, 8.5 TFL, 2.0 sacks) S Aaron Wade (50, 3.0 TFL) LB Suli Tamaivena (40, 5.0 TFL, 1.0 sacks) DT Adewale Adeoye (38, 4.0 TFL, 1.0 sacks)
INTs	CB DJ Williams (4) LB Tipa Galeai (2) LB David Woodward (2)	S Aaron Wade (4) S Jontrell Rocquemore (3) S Gaje Ferguson (2) CB Deante Fortenberry (2)
Punting	None	P Taylor Hintze (46, 40.2 avg.) P Zach Lee (9, 32.7 avg.)
Field Goals	PK Dominik Eberle (22-28)	None
PAT's	PK Dominik Eberle (75-75) PK Connor Coles (2-2)	PK Taylor Hintze (1-1)

DID YOU KNOW?

• Utah State has 47 freshman, which includes 16 redshirts, on its 2019 roster. Those 47 freshman represent 43.12 percent of its total roster, which ranks as the 29th-most in the nation.

/// WHAT'S BACK IN 2019 ///

OFFENSE	STAT	RETURN	PCT.
• Pass Att.	465	465	100.0
• Pass Comp.	303	303	100.0
• Pass Yds.	3,825	3,825	100.0
• Pass TDs	32	32	100.0
• Receptions	303	87	28.7
• Rec. Yds.	3,825	969	25.3
• Rec. TDs	32	9	28.1
• Rush Att.	480	208	43.3
• Rush Yds.	2,641	1,177	44.6
• Rush TDs	37	18	48.6
• Total Offense	6,466	5,002	77.4
• Total TDs	79	32	40.5

DEFENSE	STAT	RETURN	PCT.
• Tackles	1,017	570	56.0
• Tackles for Loss	95.0	64.0	67.4
• Sacks	32.0	25.5	79.7
• QB Hurries	38	26	68.4
• Interceptions	22	11	50.0
• Pass Breakups	53	34	64.2
• Forced Fumbles	11	9	81.8
• Fumble Recoveries	10	2	20.0
• Blocks	4	3	75.0

• Utah State returns nine of its 22 starters from 2018, with two on offense and seven on defense. In addition, the Aggies return two of their specialists from last season with one long snapper and one kicker. USU also returns 31 letterwinners from a year ago, with 13 on offense, 16 on defense and two specialists.

/// ROCKY MOUNTAIN HIGH ///

• There are nine Division I schools that are located in cities with an elevation of at least 4,000 feet above sea level and Utah State ranks sixth on the list with an elevation of 4,710 feet. USU is the fifth-highest Mountain West school. During the 2019 season, the Aggies will play at two other locations on the list (Air Force, New Mexico), giving USU night games this season at 4,000 feet above sea level.

School	Elevation
1. Wyoming	7,220
2. Air Force	6,620
3. Colorado	5,360
4. Colorado State	5,190
5. New Mexico	5,100
6. UTAH STATE	4,710
7. BYU	4,630
8. Nevada	4,610
9. Utah	4,357



/// AGGIES IN THE NFL ///

Maurice Alexander (S)	Buffalo Bills
Jalen Davis (CB)	Arizona Cardinals
Kyler Fackrell (LB)	Green Bay Packers
Tyler Larsen (OG)	Carolina Panthers
Nevin Lawson (CB)	Oakland Raiders
Dallin Leavitt (S)	Oakland Raiders
Devante Mays (RB)	Jacksonville Jaguars
Donald Penn (OT)	Washington Redskins
Dax Raymond (TE)	Chicago Bears
Patrick Scales (LS)	Chicago Bears
Darwin Thompson (RB)	Kansas City Chiefs
Nick Vigil (LB)	Cincinnati Bengals
Bobby Wagner (LB)	Seattle Seahawks

/// AGGIES IN THE NFL DRAFT ///

2011 NFL DRAFT

Curtis Marsh, Philadelphia	3rd Round
----------------------------	-----------

2012 NFL DRAFT

Bobby Wagner, Seattle	2nd Round
Robert Turbin, Seattle	4th Round
Michael Smith, Tampa Bay	7th Round

2013 NFL DRAFT

Will Davis, Miami	3rd Round
Kerwynn Williams, Indianapolis	7th Round

2014 NFL DRAFT

Maurice Alexander, St. Louis	4th Round
Nevin Lawson, Detroit	4th Round

2016 NFL DRAFT

Nick Vigil, Cincinnati	3rd Round
Kyler Fackrell, Green Bay	3rd Round

2017 NFL DRAFT

Devante Mays, Green Bay	7th Round
-------------------------	-----------

2019 NFL DRAFT

Darwin Thompson, Kansas City	6th Round
------------------------------	-----------

AGGIES CURRENTLY IN THE NFL

• Utah State currently has 13 players on NFL rosters and has had 12 players drafted into the NFL in the past nine years. Former Aggies currently in the NFL include SS **Maurice Alexander** (Buffalo Bills), CB **Jalen Davis** (Arizona Cardinals), LB **Kyler Fackrell** (Green Bay Packers), OG **Tyler Larsen** (Carolina Panthers), CB **Nevin Lawson** (Oakland Raiders), SS **Dallin Leavitt** (Oakland Raiders), RB **Devante Mays** (Jacksonville Jaguars), OT **Donald Penn** (Washington Redskins), TE **Dax Raymond** (Chicago Bears), LS **Patrick Scales** (Chicago Bears), RB **Darwin Thompson** (Kansas City Chiefs), LB **Nick Vigil** (Cincinnati Bengals) and LB **Bobby Wagner** (Seattle Seahawks).

AGGIES WHO HAVE SERVED LDS CHURCH MISSIONS

• Utah State has 17 players on its 2019 roster who have served two-year LDS Church Missions in senior DE **Braden Harris**, redshirt junior OL **Mohelika Uasike**, junior DT **Caden Andersen**, junior WR **Taylor Compton**, junior DT **Ritisoni Fata**, junior TE **Logan Lee**, junior TE **Mosese Manu**, junior RB **Chase Nelson**, sophomore RB **Sione Fehoko**, sophomore LB **Daniel Langi**, sophomore OL **Wade Meacham**, redshirt freshman LB **Dustin Mathews**, redshirt freshman TE **Bryce Mortenson**, freshman DT **Josh Bowcut**, freshman OL **Sione Lasike**, freshman OL **Logan Wood** and freshman WR **Kyle Van Leeuwen**.

AGGIES WHO ARE MARRIED

• Utah State has seven players on its 2019 roster who are married in senior DE **Dalton Baker**, senior DE **Braden Harris**, senior DT **Fua Leilua**, senior DE **Jacoby Wildman**, redshirt junior OL **Mohelika Uasike**, junior WR **Derek Wright** and sophomore LB **Daniel Langi**.

POSITION CHANGES AND NUMBER CHANGES

• Utah State had a number of players change positions and/or numbers from last season. Senior RB **Gerold Bright** has changed from No. 8 to No. 1. Bright began his career at No. 25 and was also a wide receiver to begin his collegiate career before moving to running back late in his sophomore season. Redshirt junior **Mohelika Uasike** changed positions from the defensive line to the offensive line and has changed from No. 99 to No. 66. Junior S **Shaq Bond** has changed from No. 25 to No. 4. Junior S **Braxton Gunther** has changed from No. 32 to No. 8. Junior **Logan Lee** changed positions from defensive end to tight end. Junior **Chase Nelson** changed positions from safety to running back. Junior WR **Savon Scarver** has changed from No. 81 to No. 11. Sophomore CB **Andre Grayson** has changed from No. 30 to No. 21. Sophomore CB **Jarrold Green** has changed from No. 37 to No. 25. Sophomore WR **Deven Thompkins** has changed from No. 19 to No. 13. And, redshirt freshman **Sam Lockett** changed positions from wide receiver to safety.

COACHING CHANGES AND HOLDOVERS

• Utah State's coaching staff this fall has a mixture of coaches who are new to the program and returning to the program for a second stint, along with holdovers from the previous staff. Head coach **Gary Andersen** is on his second tour-of-duty with the Aggies and enters his fifth season overall in charge of the program. Assistant head coach and tight ends coach **Frank Maile** is a holdover from the previous staff and is entering his ninth season with the program. Maile also played at USU (2004-07) and graduated from Utah State in 2007. Special teams coordinator and running backs coach **Stacy Collins** is also a holdover from the previous staff and is entering his fourth season with the program. Offensive line coach **TJ Woods** is also on his second tour-of-duty with the program and enters his fifth season overall as he also coached at USU from 2009-12. Defensive ends coach **Bojay Filimoeatu** is in his first year coaching at USU, but was a two-year letterwinner for the Aggies (2011-12) under Andersen and graduated from USU in 2012.

UTAH STATE BOWL HISTORY

• Utah State has a 5-8 bowl record all-time as it lost to San José State, 20-0, in the 1946 Raisin Bowl (Fresno, Calif.); lost to Pacific, 35-21, in the 1947 Grape Bowl (Lodi, Calif.); lost to New Mexico State, 20-13, in the 1960 Sun Bowl (El Paso, Texas); lost to Baylor, 24-9, in the 1961 Gotham Bowl (New York City); defeated Ball State, 42-33, in the 1993 Las Vegas Bowl II; lost to Cincinnati, 35-19, in the 1997 Humanitarian Bowl; lost to Ohio, 24-23, in the 2011 Famous Idaho Potato Bowl; defeated Toledo, 41-15, in the 2012 Famous Idaho Potato Bowl; defeated No. 24 Northern Illinois, 21-14, in the 2013 San Diego County Credit Union Poinsettia Bowl; defeated UTEP, 21-6, in the 2014 Gildan New Mexico Bowl; lost to Akron, 23-21, in the 2015 Famous Idaho Potato Bowl; lost to New Mexico State, 26-20 in overtime, in the 2017 NOVA Home Loans Arizona Bowl; and defeated North Texas, 52-13, in the 2018 New Mexico Bowl.

/// ACADEMICALLY SPEAKING ///

- Utah State earned the 2018 American Football Coaches Association (AFCA) Academic Achievement Award, which is presented by the Touchdown Club of Memphis.
- Utah State's football team has a Graduation Success Rate (GSR) of 92 percent to rank first in the Mountain West. The Aggies also rank first among the other football programs in the Beehive State.
- Over the past nine seasons, USU has had 184 players earn academic all-league honors and 181 players have graduated from Utah State.
- Utah State has six players on its current roster that have already earned their bachelor's degree in senior DE **Jacoby Wildman** (sociology), and five graduate transfers in CB **Terin Adams** (liberal arts - Arizona State), RB **Riley Burt** (exercise and wellness - BYU), DE **Nick Heninger** (business - Utah), WR **Siaosi Mariner** (sociology - Utah) and TE **Caleb Repp** (sociology - Utah).



/// FINAL NOTES FROM 2018 SEASON ///

• Utah State's 11 wins and 11-2 record tied the 2012 team for the most wins and best record in school history, while its seven conference wins tied the 2013 team for the most league wins ever. Overall, it is just the third time that USU has won 10 or more games, along with the 2014 team that posted a 10-4 record.

• Utah State concluded the 2018 season ranked 21st in the Amway Coaches poll and 22nd in *The Associated Press* (AP) poll. For USU, it is just the fourth time in school history that it has ended a season nationally ranked, joining the 1961 team that finished its season 10th in the final AP and United Press International (UPI) polls, the 1972 team that ended its year 19th in the final UPI poll, and the 2012 team that finished its year 16th in the AP poll, 17th in the coaches poll and 22nd in the BCS standings.

• Utah State won its fifth bowl game in 13 appearances with its 52-13 victory against North Texas in the 2018 New Mexico Bowl, which was its seventh bowl game in the last eight seasons. USU's other bowl wins are its 42-33 victory against Ball State in the 1993 Las Vegas Bowl II, its 41-15 win against Toledo in the 2012 Famous Idaho Potato Bowl, its 21-14 win against No. 24 Northern Illinois in the 2013 San Diego County Credit Union Poinsettia Bowl, and its 21-6 win against UTEP in the 2014 Gildan New Mexico Bowl.

• Utah State set 36 school records and tied six others during the 2018 season. Overall, USU set school records with its 10 consecutive wins (9 in 1960), 10-1 start to the season (9-1-1 in 1961), being nationally ranked in *The Associated Press* poll for four straight weeks (3 in 2012), four 60-point games (2 in 1961), seven 50-point games (3 in 2017), nine 40-point games (6 in 2012), 60-plus points in back-to-back games for the first time in school history, 50-plus points in three-straight games (twice in 2013 and 2015), 30-plus points in six straight games to start a season (3 in 2011), 40-plus points in five straight games at any point in a season (3 in 1961, 1962, 1963, 1964, 1971, 1990, 2012), 10 wins by double-digits (9 in 2012 and 2014), seven wins by 30-plus points (5 in 2012), 700-plus yards of total offense twice in a season for the first time ever, 600-plus yards of total offense four times in a season (twice in 1996), 600-plus yards of total offense in three straight games for the first time ever, 52 first-half points versus New Mexico (49 vs. Weber State in 2013), 20 players with touchdowns (18 in 2015), 79 touchdowns (60 in 2011), 618 points (454 in 2012), 47.5 points per game (38.7 in 1961), 497.4 yards of total offense per game (469.8 in 2012), 32 touchdown passes (30 in 2013), 6.07 touchdowns per game (5.5 in 1961), 6,466 yards of total offense (6,108 in 2012), 3,825 passing yards (3,493 in 1996), 303 completions (297 in 2013), 6.84 yards per attempt (6.83 in 2012), 75 extra points (57 in 2011), 30.3 kickoff return yards per attempt (25.6 in 2007 and 2015), 164 passing first downs (163 in 2011), 10 sacks allowed (11 in 2014), six interception returns for touchdowns (3 in 1961 and 1991), 475 interception return yards (423 in 1948), 10 non-offensive touchdowns (7 in 2014 and 2017), 29 scoring drives under one minute (16 in 2012), and 804 yards of total offense in a single game versus San José State (704 vs. New Mexico in 2018, 684 vs. Nevada in 1992 and 684 vs. Weber State in 2001). USU also tied single-season school records with 11 wins (2012), seven conference wins (2013), 18 all-conference honorees (1997), eight wins by 20-plus points (8 in 2012), six home wins (1907, 2012, 2014) and an undefeated home season (31st time).

• Utah State finished the 2018 season ranking among the top 20 teams in the nation in 24 statistical categories and led the nation in five of those, including scoring drives under one minute (29), turnovers forced (32), passes intercepted (22), kickoff returns (30.30 yards per return) and three-and-outs forced (5.69 per game). USU was also second in the nation in scoring (47.5 points per game) and non-offensive touchdowns (10), third in average margin of victory (25.3 points per game), turnover margin (+1.08) and defensive touchdowns (6), fourth in sacks allowed with 10 (0.77 per game), eighth in winning percentage (.846), 10th in blocked kicks (4), 11th in total offense (497.4 yards per game), 12th in third down conversion percentage (.473), 14th in passes had intercepted (6) and team passing efficiency (154.39), 16th in third down conversion percentage defense (.330), 17th in passing offense (294.2 yards per game) and tackles for loss allowed (4.69 per game), 19th in team passing efficiency defense (113.76), and 20th in completion percentage (.652).

• Utah State's average margin of victory last year was 25.3 points (618-289), which was the third-highest in the nation behind Clemson at 31.2 points (664-197) and Alabama at 27.5 points (684-271).

• Utah State was one of just 14 teams in the nation with at least 11 wins last season, joining Alabama (15), Clemson (14), Ohio State (13), Fresno State (12), Oklahoma (12), Notre Dame (12), UCF (12), Appalachian State (11), Army (11), Cincinnati (11), Georgia (11), UAB (11) and Washington State (11).

• Utah State scored 618 points in 13 games during the 2018 season to set the Mountain West record, which was previously held by BYU, which scored 608 points in 14 games in 2001.

• Utah State's 10-1 start to the 2018 season was its best in school history, topping Merlin Olsen's 1961 team that finished with a 9-1-1 record. USU also won 10 straight games for the first time in school history last year, topping Olsen's 1960 team that won its first nine games.

/// 2018 NATIONAL RANKINGS ///

ASSOCIATED PRESS POLL (Final)

RK.	SCHOOL	RECORD	PTS.
1.	Clemson (61)	15-0	1525
2.	Alabama	14-1	1462
3.	Ohio State	13-1	1364
4.	Oklahoma	12-2	1356
5.	Notre Dame	12-1	1286
6.	LSU	10-3	1119
7.	Florida	10-3	1103
7.	Georgia	11-3	1103
9.	Texas	10-4	1076
10.	Washington State	11-2	959
11.	Central Florida	12-1	898
12.	Kentucky	10-3	820
13.	Washington	10-4	992
14.	Michigan	10-3	806
15.	Syracuse	10-3	683
16.	Texas A&M	9-4	552
17.	Penn State	9-4	492
18.	Fresno State	12-2	466
19.	Army	11-2	418
20.	West Virginia	8-4	296
21.	Northwestern	9-5	284
22.	UTAH STATE	11-2	188
23.	Boise State	10-3	184
24.	Cincinnati	11-2	171
25.	Iowa	9-4	120

Others receiving votes: Appalachian State 96, Stanford 52, Mississippi State 45, Utah 43, UAB 32, Iowa State 26, Auburn 15, Oregon 11, Missouri 10, Troy 6, Georgia Southern 6, Oklahoma State 3, North Carolina State 2, Wisconsin 2.

COACHES POLL (Final)

RK.	SCHOOL	RECORD	PTS.
1.	Clemson (63)	15-0	1575
2.	Alabama	14-1	1512
3.	Ohio State	13-1	1416
4.	Oklahoma	12-2	1392
5.	Notre Dame	12-1	1294
6.	Florida	10-3	1177
7.	LSU	10-3	1170
8.	Georgia	11-3	1127
9.	Texas	10-4	1082
10.	Washington State	11-2	994
11.	Kentucky	10-3	931
12.	Central Florida	12-1	857
13.	Washington	10-4	790
14.	Michigan	10-3	762
15.	Syracuse	10-3	710
16.	Texas A&M	9-4	616
17.	Penn State	9-4	569
18.	Fresno State	12-2	489
19.	Northwestern	9-5	370
20.	Army	11-2	331
21.	UTAH STATE	11-2	248
22.	West Virginia	8-4	228
23.	Cincinnati	11-2	186
24.	Boise State	10-3	164
25.	Iowa	9-4	102

Others receiving votes: Mississippi State 101, Utah 72, Appalachian State 56, Stanford 38, Iowa State 29, Auburn 27, Oregon 18, Missouri 14, UAB 9, Georgia Southern 7, Virginia 5, Wisconsin 2, North Carolina State 2, Troy 2, Duke 1.





UTAH STATE CAREER RECORDS LIST

/// PASSING ///

Passing Yardage	Years	Yds.
1. Jose Fuentes	1999-2002	9,168
2. Chuckie Keeton	2011-pres.	7,393
3. Diondre Borel	2007-10	6,698
4. Tony Adams	1970-72	6,226
5. Kent Myers	2014-17	6,126
6. Brent Snyder	1987-88	6,105
7. Eric Hipple	1976-79	6,073
8. Jordan Love	2017-pres.	5,908
9. Anthony Calvillo	1992-93	5,642
10. Matt Sauk	1996-97	5,385

Passing Completions	Years	No.
1. Jose Fuentes	1999-2002	704
2. Chuckie Keeton	2011-15	672
3. Kent Myers	2014-17	534
4. Diondre Borel	2007-10	517
5. Brent Snyder	1987-88	472
6. Eric Hipple	1976-79	459
7. Tony Adams	1970-72	456
8. Jordan Love	2017-pres.	454
9. Anthony Calvillo	1992-93	448
10. Travis Cox	2001-04	423

Passing Attempts	Years	Att.
1. Jose Fuentes	1999-2002	1,270
2. Chuckie Keeton	2011-15	1,068
3. Diondre Borel	2007-10	922
4. Kent Myers	2014-pres.	876
5. Brent Snyder	1987-88	874
6. Tony Adams	1970-72	867
7. Eric Hipple	1976-79	850
8. Anthony Calvillo	1992-93	829
9. Travis Cox	2001-04	738
10. Jordan Love	2017-pres.	734

Completion Pct.	Years	Pct.
-----------------	-------	------

(Minimum 150 Completions)

1. Darell Garretson	2013-14	.631
2. Chuckie Keeton	2011-15	.629
3. Jordan Love	2017-pres.	.619
4. Kent Myers	2014-17	.610
5. Keith Myers	1976-77	.607
6. Leon Jackson III	2004-07	.582
7. Travis Cox	2001-04	.573
8. Diondre Borel	2007-10	.561
9. Patrick Mullins	1995-96	.555
10. Jose Fuentes	1998-2002	.554

Touchdown Passes	Years	TD
1. Chuckie Keeton	2011-15	62
2. Jose Fuentes	1998-2002	60
3. Tony Adams	1970-72	52
4. Jordan Love	2017-pres.	44
5. Kent Myers	2014-17	39
6. Brent Snyder	1987-88	39
7. Diondre Borel	2007-10	36
8. Anthony Calvillo	1992-93	35
9. Eric Hipple	1976-79	34
10. Ron Lopez	1990-91	31

/// TOTAL OFFENSE ///

Total Offense	Years	Yds.
1. Chuckie Keeton	2011-15	8,808
2. Jose Fuentes	1999-2002	8,791
3. Diondre Borel	2007-10	8,096
4. Kent Myers	2014-17	7,532
5. Tony Adams	1970-72	6,587
6. Jordan Love	2017-pres.	6,169
7. Eric Hipple	1976-79	6,121
8. Brent Snyder	1987-88	5,928
9. Anthony Calvillo	1992-93	5,838
10. Matt Sauk	1996-97	5,466

/// KICKING ///

Field Goals Made	Years	No.
1. Brad Bohn	1997-2000	59
2. Dominik Eberle	2016-pres.	45
3. Nick Diaz	2010-14	39
4. Micah Knorr	1993-96	39
5. Steve Steinke	1977-80	38
6. Willie Beecher	1981-84	36
7. Dene Garner	1985-87	35
8. Peter Caldwell	2007-10	33
9. Al Knapp	1973-74	26
10. Dane Kidman	1999-02	22
Doug Beach	1990-92	22
Russ Moody	1988-89	22

Field Goals Att.	Years	Att.
1. Brad Bohn	1997-2000	89
2. Micah Knorr	1993-96	62
3. Steve Steinke	1977-80	60
4. Dominik Eberle	2016-pres.	59
5. Willie Beecher	1981-84	54
6. Nick Diaz	2010-14	53
7. Dene Garner	1985-87	53
8. Peter Caldwell	2007-10	48
9. Al Knapp	1973-74	42
10. Michael Doyle	1970-72	34

Field Goal Pct.	Years	Pct.
-----------------	-------	------

(Minimum 20 Attempts)

1. Russ Moody	1988-89	.846
2. Dominik Eberle	2016-pres.	.763
3. Doug Beach	1990-92	.759
4. Nick Diaz	2010-14	.736
5. Dane Kidman	1999-2002	.710
6. Brock Warren	2012-16	.708
7. Nathan Morreale	1993-94	.704
8. Peter Caldwell	2007-10	.688
9. Willie Beecher	1981-84	.667
10. Brad Bohn	1997-2000	.663

Extra Points Made	Years	PATs
1. Nick Diaz	2010-14	136
2. Dominik Eberle	2016-pres.	134
3. Brad Bohn	1997-2000	107
4. Steve Steinke	1977-80	90
5. Peter Caldwell	2007-10	85
6. Micah Knorr	1993-96	80
7. Brock Warren	2012-16	79
8. Josh Thompson	2011-13	70
9. Dane Kidman	1999-2002	68
10. Willie Beecher	1981-84	64

Extra Points Att.	Years	Attempts
1. Nick Diaz	2010-2014	140
2. Dominik Eberle	2016-pres.	134
3. Brad Bohn	1997-2000	119
4. Steve Steinke	1977-80	95
5. Peter Caldwell	2007-10	86
6. Brock Warren	2012-16	84
7. Micah Knorr	1993-96	84
8. Dane Kidman	1999-2002	74
9. Josh Thompson	2011-13	72
10. Chris Pella	1963-64	67

PAT Percentage	Years	Pct.
----------------	-------	------

(Minimum 30 Made)

1. Dominik Eberle	2016-pres.	1.000
Russ Moody	1988-89	1.000
Willie Beecher	1981-84	1.000
4. Peter Caldwell	2007-10	.988
5. Josh Thompson	2011-13	.972
6. Nick Diaz	2010-14	.971
Nathan Morreale	1993-94	.971
8. Dene Garner	1985-87	.960
9. Steve Steinke	1977-80	.947
10. Brock Warren	2012-16	.940

/// SCORING ///

Points Scored	Years	Pts.
1. Robert Turbin	2007-09,11	308
2. Brad Bohn	1997-2000	284
3. Dominik Eberle	2016-pres.	269
4. Nick Diaz	2010-14	253
5. Tom Larscheid	1959-61	248
6. Abu Wilson	1992, 94-96	246
7. Demario Brown	1996-99	234
8. Steve Steinke	1977-80	204
9. Micah Knorr	1993-96	197
10. Emmett White	1998-01	194

/// RUSHING ///

Rushing Average	Years	Avg.
-----------------	-------	------

(Minimum 150 Attempts)

1. Michael Smith	2009-11	7.1
2. Tom Larscheid	1959-61	7.0
3. MacArthur Lane	1965-67	6.9
4. Darwin Thompson	2018	6.8
Roy Shivers	1964-65	6.8
6. Gerold Bright	2016-pres.	6.7
7. Kerwynn Williams	2009-12	6.6
8. Buddy Allen	1958-59	6.4
9. Devante Mays	2015-16	6.1
10. Robert Turbin	2007-09,11	5.9

/// RETURNS ///

Kickoff Returns	Years	Avg.
-----------------	-------	------

(Minimum 25 returns)

1. Overton Curtis	1957-58	31.0
2. Altie Taylor	1966-68	29.3
3. Savon Scarver	2017-pres.	28.4
4. Dexter Pointer	1990	25.6
5. Kevin Robinson	2004-07	25.2
6. Kerwynn Williams	2009-12	25.1
7. Jerome Dennis	2001-04	24.9
8. Chuck Jacobs	2011-12	24.3
9. Kennedy Williams	2013-16	24.2
10. Floyd Foreman	1990-91	24.1

Punt Returns	Years	Avg.
--------------	-------	------

(Minimum 25 returns)

1. Tom Larscheid	1959-61	18.8
2. Kevin Robinson	2004-07	14.1
3. JoJo Natson	2012-2014	11.5
4. Emmett White	1999-01	10.5
John Strycula	1970-71	10.5
6. Fred Fernandes	1981-83	9.7
7. Kendal Smith	1986-88	9.3
Stacy Colbert	1979-80	9.3
9. Cameron Webb	2011-12	8.8
10. Jordan Nathan	2017-pres.	8.6





◀ **NAVY BLUE HELMET / NAVY BLUE JERSEY / NAVY BLUE PANTS**

Games: 17
Wins: 13
Losses: 4

2012: vs. Southern Utah (W), vs. Idaho (W)
2013: vs. Weber St. (W), vs. Wyoming (W)
2014: vs. Idaho St. (W), vs. San José St. (W)
2015: vs. Southern Utah (W), vs. BYU (L)
2016: vs. Weber St. (W), vs. SDSU (L), UNM (L)
2017: vs. Idaho St. (W), vs. Hawai'i (W), vs. NMSU (L)
2018: vs. New Mexico St. (W), vs. San José St. (W)
2019: vs. Stony Brook (W)



◀ **WHITE HELMET / WHITE JERSEY / WHITE PANTS**

Games: 12
Wins: 7
Losses: 5

2012: vs. UNLV (W)
2013: vs. Boise St. (L)
2014: vs. Wake Forest (W), at Boise St. (L)
2015: vs. Colorado St. (W)
2016: vs. Arkansas St. (W), at BYU (L)
2017: vs. BYU (W), at Air Force (L)
2018: vs. Air Force (W), at Hawai'i (W)
2019: at Wake Forest (L)



◀ **NAVY BLUE HELMET / WHITE JERSEY / NAVY BLUE PANTS**

Games: 8
Wins: 3
Losses: 5

2012: at BYU (L)
2013: at San José St. (W), vs. No. Illinois (W)
2014: at Wyoming (W)
2015: at New Mexico (L)
2016: at Wyoming (L)
2017: at Wake Forest (L)
2018: at Michigan St. (L)



◀ **NAVY BLUE HELMET / NAVY BLUE JERSEY / PEWTER PANTS**

Games: 8
Wins: 5
Losses: 3

2012: vs. Utah (W); vs. Toledo (W)
2013: vs. BYU (L)
2014: vs. Air Force (W)
2015: vs. Wyoming (W)
2016: vs. Air Force (L)
2017: vs. Colorado St. (L)
2018: vs. Tennessee Tech (W)



◀ **NAVY BLUE HELMET / NAVY BLUE JERSEY / WHITE PANTS**

Games: 7
Wins: 6
Losses: 1

2012: New Mexico St. (W)
2013: vs. Hawai'i (W)
2014: vs. UNLV (W)
2015: vs. Boise St. (W)
2016: vs. Fresno St. (W)
2017: vs. Boise St. (L)
2018: vs. New Mexico (W)



◀ **NAVY BLUE HELMET / WHITE JERSEY / PEWTER PANTS**

Games: 7
Wins: 5
Losses: 2

2013: at Air Force (W), at UNLV (W)
2014: at Arkansas St. (L)
2015: at Air Force (L)
2017: at San José St. (W), at New Mexico (W)
2018: at Wyoming (W)



◀ **WHITE HELMET / NAVY BLUE JERSEY / WHITE PANTS**

Games: 6
Wins: 5
Losses: 1


2012: Texas St. (W)
2013: vs. Colorado St. (W)
2014: vs. New Mexico (W)
2015: vs. Nevada (W), vs. vs. Akron (L)
2017: vs. UNLV (W)



◀ **WHITE HELMET / PEWTER JERSEY / PEWTER PANTS**

Games: 6
Wins: 4
Losses: 2

2013: at New Mexico (W)
2014: at Hawai'i (W)
2015: at Fresno St. (W)
2016: at Colorado St. (L), at Nevada (L)
2017: at UNLV (W)



◀ **NAVY BLUE HELMET / PEWTER JERSEY / NAVY BLUE PANTS**

Games: 5
Wins: 2
Losses: 3

2012: at Wisconsin (L)
2014: at BYU (W), vs. UTEP (W)
2015: at Utah (L)
2016: at Boise St. (L)



◀ **NAVY BLUE HELMET / WHITE JERSEY / WHITE PANTS**

Games: 4
Wins: 3
Losses: 1

2012: at UTSA (W)
2014: at Tennessee (L)
2018: at BYU (W), vs. North Texas (W)



◀ **NAVY BLUE HELMET / PEWTER JERSEY / PEWTER PANTS**

Games: 4
Wins: 2
Losses: 2

2012: at Colorado St. (W), at Louisiana Tech (W)
2013: at Utah (L), at Fresno St. (L)



◀ **WHITE HELMET / WHITE JERSEY / BLUE PANTS**

Games: 4
Wins: 0
Losses: 4

2014: at Colorado St. (L)
2015: at San Diego St. (L)
2017: at Wisconsin (L)
2018: at Boise St. (L)



◀ **WHITE HELMET / WHITE JERSEY / PEWTER PANTS**

Games: 3
Wins: 1
Losses: 2

2015: at Washington (L)
2016: at USC (L)
2018: at Colorado St. (W)



◀ **WHITE HELMET / PEWTER JERSEY / WHITE PANTS**

Games: 2
Wins: 1
Losses: 1

2012: at San José State (W)
2013: at USC (L)



◀ **WHITE HELMET / NAVY BLUE JERSEY / NAVY BLUE PANTS**

Games: 1
Wins: 0
Losses: 1

2017: vs. Wyoming (L)





GARY ANDERSEN

- **Utah, 1986**
- **10th Season as Division I Head Coach (53-53 Record)**
- **Fifth Season at Utah State (27-25 Record)**

Gary Andersen (hired on Dec. 9, 2018) makes his return to Utah State after serving as USU's head coach for four seasons (2009-12). Andersen is the first of 27 coaches in USU history to serve as head coach multiple times.

In all, Andersen is entering his 10th season as a Division I head coach, including his fifth at Utah State, and has 30 years of coaching experience. He has been involved in 12 bowl games, including four New Year's Day bowls.

As a head coach, he led Utah State to the 2012 Western Athletic Conference Championship and Wisconsin to the 2014 Big Ten Conference West Division title and has coached 16 NFL Draft picks, including six at USU.

During his career, Andersen was a finalist for the Eddie Robinson Coach of the Year Award at Utah State in 2012, along with being named the WAC Coach of the Year, and a semifinalist for the Maxwell Coach of the Year Award (2013) and George Munger Coach of the Year Award (2013, 2014) as the head coach at Wisconsin. He was also a finalist for the Frank Broyles Award at Utah in 2008, which is given to the top assistant in college football.

Academically, three of Andersen's teams finished in the top-10 nationally in Academic Progress Rate, in addition to 160 academic all-conference honorees.

During his four-year tenure with the Aggies from 2009-12, Andersen posted a 26-24 overall record, including the school's first back-to-back winning seasons (7-6 in 2011 and 11-2 in 2012) since 1979-80. He was also the first head coach since Phil Krueger (1973-75) to notch an overall winning record.

When initially hired by Utah State on Dec. 4, 2008, Andersen inherited a football program that had suffered through 11 straight losing seasons and only had two winning campaigns in 28 years. Fast forward six years since his departure, and Andersen is inheriting a program that has now appeared in seven bowl games in the past eight years after playing in just four bowl games prior to his arrival.

In just his third year at Utah State, Andersen's 2011 club became the first Aggie team to win seven games since 1993 and the first USU team to play in a bowl game in 14 years. The following season, Andersen led USU to its best season ever with a school-record 11 wins, going undefeated in the WAC and capturing its first outright league title since 1936. USU also won just its second-ever bowl game that season with a 41-15 victory against Toledo in the Famous Idaho Potato Bowl. USU finished the 2012 campaign with an 11-2 record and was one of just two teams in school history at the time, along with the 1961 club, to finish the season nationally ranked as it was 16th in the final Associated Press poll, 17th in the final Coaches poll and 23rd in the final BCS standings.

During his four years as Utah State's head coach, Andersen built an Aggie football program that set numerous school records, including wins (11), points scored (454), total offense (6,108 yards) and yards per game (469.8) in 2012, and touchdowns (60), rushing yards (3,675) and rushing touchdowns (37) in 2011. The 282.7 rushing yards per game in 2011 ranked sixth in the nation that year and are the second-most in school history. Furthermore, the 34.9 points per game scored in 2012 were the second-most in school history at the time, while that team's defense allowed just 322.1 yards and 15.4 points per game, its fewest at USU since the 1960s. Furthermore, those 15.4 points allowed per game in 2012 ranked seventh nationally.

During his final two seasons at Utah State, Andersen led the Aggies to an 18-8 record, including an 11-2 conference mark.

While at Utah State, Andersen coached six Aggies who went on to earn All-American honors (Will Davis, Kerwynn Williams, Tyler Larsen, Nevin Lawson, Zach Vigil and Kyler Fackrell) and 10 Aggies who played in the NFL, including current Seattle Seahawks linebacker Bobby Wagner, who was selected in the second round of the 2012 NFL Draft. Furthermore, Andersen coached 27 players that earned various all-conference honors during his time in Logan, including running back Robert Turbin, who was named the WAC's Offensive Player of the Year in 2011 and has spent the past seven seasons in the NFL.

Andersen comes back to Utah State after spending the 2018 season as the associate head coach and defensive line coach at the University of Utah, where the Utes posted a 9-4 record and advanced to the Pac-12 Championship game after winning the Pac-12 South. At Utah, Andersen helped coach 10 defensive starters to all-conference honors, including all three of his starters on the defensive line.

In all, Andersen spent 12 years on staff at Utah during three different stints, including helping the Utes to undefeated seasons in 2004 and 2008 as they played in the Fiesta Bowl and Sugar Bowl, respectively. During his time at Utah, Andersen coached two All-Americans, two conference defensive Most Valuable Players, 22 first-team all-conference honorees and 16 NFL draft picks.

Following his four years as Utah State's head coach, Andersen spent two seasons as the

/// THE ANDERSEN FILE ///

COACHING EXPERIENCE

2019	Utah State – Head Coach/DT
2018	Utah – Associate Head Coach/DL
2015-17	Oregon State – Head Coach
2013-14	Wisconsin – Head Coach
2009-12	Utah State – Head Coach
2005-08	Utah – Asst. HC/Def. Coordinator/DL
2004	Utah – Defensive Line
2003	Southern Utah – Head Coach
2002	Utah – Asst. HC/ST Coordinator/DL
2001	Utah – Assistant Head Coach/DT
1997-00	Utah – Defensive Tackles
1995-96	Northern Arizona – Asst. HC/DL/ST
1994	Park City (Utah) HS – Head Coach
1992-93	Idaho State – Defensive Line
1989-91	Ricks College – Offensive Line
1988	Southeastern Louisiana – Asst. HC/OC

BOWL GAMES (12)

Wisconsin (2) - 2014 Outback; 2013 Capital One
Utah State (2) - 2012 & 2011 Famous Idaho Potato
Utah (8) - 2018 Holiday; 2008 Sugar; 2007 Poinsettia;
2006 Armed Forces; 2005 Emerald; 2004 Fiesta; 2001
& 1999 Las Vegas

CONFERENCE/DIVISION CHAMPIONSHIPS (2)

Wisconsin (1) - Big Ten West, 2014
Utah State (1) - WAC, 2012

COACH OF THE YEAR HONORS

Wisconsin - Maxwell Coach of the Year Semifinalist,
2013; George Munger Coach of the Year Semifinalist,
2013, 2014
Utah State - WAC Coach of the Year, 2012; Eddie
Robinson Coach of the Year Finalist, 2012
Utah - Frank Broyles Assistant Coach of the Year
Finalist, 2008

PLAYING EXPERIENCE

1985-86 Utah – Offensive Center
1983-84 Ricks College - Offensive Center

EDUCATION

1986 Utah – Political Science (B.S.)

FAMILY

Wife, Stacey; Sons, Keegan (Jen), Chasen (Marquelle),
Hagen (Kaitlin); Grandchildren, Raylen, Baylor



head coach at Wisconsin (2013-14) and three years as the head coach at Oregon State (2015-17). At Wisconsin, he led the Badgers to a 19-7 record, a Big Ten divisional championship in 2014 and appearances in the Capital One Bowl and Outback Bowl.

During his two years at Wisconsin, Andersen coached five All-Americans and had seven players selected in the NFL Draft. In 2013, Chris Borland was named a first-team All-American, and the Big Ten Conference Linebacker and Defensive Player of the Year. In 2014, Andersen coached Melvin Gordon, the nation's leading rusher and scorer in 2014, to the Big Ten Conference Offensive Player of the Year Award and a runner-up finish for the Heisman Trophy.

And at Oregon State, Andersen had three players drafted into the NFL in Isaac Seumalo, Sean Harlow and Treston Decoud, and coached two Freshman All-Americans in Xavier Crawford and Gus Lavaka and 12 all-league player.

Andersen's coaching career began in 1988 as the assistant head coach and offensive coordinator at Southeastern Louisiana, where he coached for one season before going to Ricks College from 1989-92 as the offensive line coach. His other coaching stints include Idaho State (1992-94, defensive line), Park City HS (1994-95, head coach) and Northern Arizona (1995-96, assistant head coach/defensive line/special teams). Andersen also spent the 2003 season as the head coach at Southern Utah.

A 1986 graduate of Utah, Andersen earned his bachelor's degree in political science. He played center for Utah from 1985-86 after garnering first-team juco All-America honors in 1984 at Ricks College.

Andersen is married to the former Stacey Lambert, and they have three grown children: Keegan (Jen), and twins Chasen (Marquell) and Hagen (Kaitlin), one grandson (Raylen), and one granddaughter (Baylor).



/// ANDERSEN-ERA STANDOUTS ///

NFL DRAFT PICKS

Utah State					
Yr.	Rd.	Pick	Player	Team	
2011	3	90	Curtis Marsh, CB	Philadelphia	
2012	2	47	Bobby Wagner, LB	Seattle	
2012	4	111	Robert Turbin, RB	Seattle	
2012	7	212	Michael Smith, RB	Tampa Bay	
2013	3	93	Will Davis, CB	Miami	
2013	7	230	Kerwynn Williams, RB	Indianapolis	

Wisconsin

Yr.	Rd.	Pick	Player	Team	
2014	3	68	Dezmen Southward, DB	Atlanta	
2014	3	77	Chris Borland, LB	San Francisco	
2014	4	130	James White, RB	New England	
2014	5	176	Jared Abbrederis, WR	Green Bay	
2014	7	224	Beau Allen, DT	Philadelphia	
2015	1	15	Melvin Gordon, RB	San Diego	
2015	2	57	Rob Havenstein, OT	St. Louis	

Oregon State

Yr.	Rd.	Pick	Player	Team	
2016	3	79	Isaac Seumalo, OC	Philadelphia	
2017	4	136	Sean Harlow, OL	Atlanta	
2017	5	169	Treston Decoud, CB	Houston	

ALL-AMERICANS

Utah State				
2012	Will Davis		Cornerback	
2012	Kerwynn Williams		Running Back	
2012	Kyler Fackrell (Freshman)		Linebacker	

Wisconsin

2013	Chris Borland		Linebacker	
2013	Ryan Groy		Offensive Line	
2014	Kyle Costigan		Offensive Line	
2014	Melvin Gordon		Running Back	
2014	Rob Havenstein		Offensive Line	

Oregon State

2016	Xavier Crawford (Freshman)		Cornerback	
2016	Gus Lavaka (Freshman)		Offensive Line	

INDIVIDUAL AWARDS

Utah State		
2011	Robert Turbin	Running Back
		WAC Offensive Player of the Year

Wisconsin

2014	Melvin Gordon	Running Back
		Heisman Trophy (runner-up)
		Doak Walker Award (winner)
		Big Ten Offensive Player of the Year
		Walter Camp (finalist)
		Maxwell Award (finalist)


2013	Melvin Gordon	Running Back
		Maxwell Award (semifinalist)
		Doak Walker Award (semifinalist)

2013	Chris Borland	Linebacker
		Big Ten Defensive Player of the year
		Chuck Bednarik Award (semifinalist)
		Butkus Award (semifinalist)
		Lott IMPACT Trophy (finalist)

2013	Burisworth Trophy	
	Jared Abbrederis (winner)	Wide Receiver



Robert Turbin earned Western Athletic Conference Offensive Player of the Year honors as a junior at Utah State in 2011 under Andersen. Turbin spent six years in the NFL.



Bobby Wagner earned first-team all-WAC honors three-straight years at Utah State under Andersen. Wagner is in his eighth season in the NFL and is a four-time first-team All-Pro.



Will Davis earned third-team All-American honors following his senior season at Utah State under Andersen. Davis spent six years in the NFL.



Kerwynn Williams earned honorable mention All-American honors following his senior season at Utah State under Andersen. Williams is in his seventh season in the NFL.





1 - GEROLD BRIGHT
RB • 5-10 • 190 • SR-3L
Pensacola, Fla.
(Escambia HS)

CAREER STATS - RUSHING

Year	G/GS	Rush	Yds	Avg	TD	Long
2016	9/0	11	87	7.9	1	41
2017	12/0	29	249	8.6	2	75
2018	13/4	141	888	6.3	10	70
2019	2/2	18	104	5.8	2	30
TOTAL	36/6	199	1,328	6.7	15	75

CAREER HIGHS - RUSHING

Rushes: 16, two times
 Yards: 134, vs. New Mexico State (9/8/18)
 Rushing TDs: 3, at Hawai'i (11/3/18)
 Long Rush: 75, at Air Force (11/25/17)

CAREER STATS - RECEIVING

Year	Rec	Yds	Avg	TD	Long
2016	5	56	11.2	0	18
2017	10	186	18.6	2	77
2018	22	232	10.5	3	83
2019	7	33	4.7	0	19
TOTAL	44	507	11.5	5	83

CAREER HIGHS - RECEIVING

Receptions: 4, at Wake Forest (8/30/19)
 Receiving Yards: 83, at Boise State (11/24/18)
 Receiving TDs: 1, five times
 Long Catch: 83, at Boise State (11/24/18)

CAREER STATS - KICKOFF RETURNS

Year	Ret	Yds	Avg	TD	LG
2016	9	183	20.0	0	29
2017	1	21	21.0	0	21
2018	4	64	16.0	0	22
2019	0	0	0.0	0	0
TOTAL	14	268	19.1	0	29

CAREER HIGHS - KICKOFF RETURNS

Returns: 4, vs. San Diego State (10/28/16)
 Yards: 69, vs. San Diego State (10/28/16)
 Long Return: 29, at Colorado State (10/8/16)

CAREER HIGHS - DEFENSE

Tackles: 1, four times
 FR: 1, at Boise State (10/1/16)

GAME-BY-GAME RUSHING

2019	G/GS	Att	Yds	Avg	TD	LG
at WF	1/1	9	37	4.1	1	11
SB	1/1	9	67	7.4	1	30
at SDSU	0/0	0	0	0	0	0
CSU	0/0	0	0	0	0	0
at LSU	0/0	0	0	0	0	0
NEV	0/0	0	0	0	0	0
at AFA	0/0	0	0	0	0	0
BYU	0/0	0	0	0	0	0
at FS	0/0	0	0	0	0	0
WYO	0/0	0	0	0	0	0
BSU	0/0	0	0	0	0	0
at UNM	0/0	0	0	0	0	0
2018	G/GS	Att	Yds	Avg	TD	LG
at MSU	1/1	2	-2	-1.0	0	1
NMSU	1/1	14	134	9.6	1	51
TTU	1/1	13	55	4.2	1	12
AFA	1/1	11	101	9.2	2	70
at BYU	1/0	14	61	4.4	0	11
UNLV	1/0	11	72	6.5	0	28
at WYO	1/0	12	35	2.9	0	14
UNM	1/0	8	57	7.1	0	13
at UH	1/0	16	121	7.6	3	47
SJSU	1/0	6	54	9.0	1	29

at CSU	1/0	13	89	6.8	0	20
at BSU	1/0	5	8	1.6	0	4
vs. UNT	1/0	16	103	6.4	2	26

2017	G/GS	Att	Yds	Avg	TD	LG
at WIS	1/0	0	0	0.0	0	0
ISU	1/0	0	0	0.0	0	0
at WF	1/0	0	0	0.0	0	0
at SJSU	1/0	0	0	0.0	0	0
BYU	1/0	0	0	0.0	0	0
CSU	1/0	0	0	0.0	0	0
WYO	0/0	0	0	0.0	0	0
at UNLV	1/0	1	6	6.0	0	6
BSU	1/0	0	0	0.0	0	0
at UNM	1/0	0	0	0.0	0	0
UH	1/0	8	95	11.6	1	60
at AFA	1/0	9	102	11.3	1	75
vs NMSU	1/0	11	48	4.4	0	16

2016	G/GS	Att	Yds	Avg	TD	LG
WSU	0/0	0	0	0.0	0	0
at USC	0/0	0	0	0.0	0	0
ASU	1/0	3	10	3.3	0	4
AFA	1/0	0	0	0.0	0	0
at BSU	1/0	0	0	0.0	0	0
at CSU	1/0	2	40	20.0	1	41
FS	0/0	0	0	0.0	0	0
SDSU	1/0	0	0	0.0	0	0
at WYO	1/0	1	-2	-2.0	0	0
UNM	1/0	2	7	3.5	0	7
at NEV	1/0	3	32	10.7	0	17
at BYU	1/0	0	0	0.0	0	0

GAME-BY-GAME RECEIVING

2019	Rec	Yds	Avg	TD	LG
at WF	4	30	7.5	0	19
SB	3	3	1.0	0	6
at SDSU	0	0	0.0	0	0
CSU	0	0	0.0	0	0
at LSU	0	0	0.0	0	0
NEV	0	0	0.0	0	0
at AFA	0	0	0.0	0	0
BYU	0	0	0.0	0	0
at FS	0	0	0.0	0	0
WYO	0	0	0.0	0	0
BSU	0	0	0.0	0	0
at UNM	0	0	0.0	0	0

2018	Rec	Yds	Avg	TD	LG
at MSU	1	8	8.0	0	8
NMSU	0	0	0.0	0	0
TTU	1	7	7.0	0	7
AFA	2	19	9.5	0	13
at BYU	1	2	2.0	1	2
UNLV	1	12	12.0	0	12
at WYO	3	6	2.0	0	7
UNM	1	9	9.0	0	9
at UH	2	13	6.5	0	13
SJSU	3	30	10.0	1	24
at CSU	3	23	7.7	0	12
at BSU	1	83	83.0	1	83
vs. UNT	3	20	6.7	0	13

2017	Rec	Yds	Avg	TD	LG
at WIS	3	23	7.7	0	13
ISU	2	18	9.0	0	12
at WF	1	77	77.0	1	77
at SJSU	1	43	43.0	1	43
BYU	1	8	8.0	0	8
CSU	0	0	0.0	0	0
WYO	0	0	0.0	0	0
at UNLV	0	0	0.0	0	0
BSU	0	0	0.0	0	0
at UNM	0	0	0.0	0	0
UH	1	5	5.0	0	5

at AFA	0	0	0.0	0	0
vs NMSU	1	12	12.0	0	12

2016	Rec	Yds	Avg	TD	LG
WSU	0	0	0.0	0	0
at USC	0	0	0.0	0	0
ASU	0	0	0.0	0	0
AFA	0	0	0.0	0	0
at BSU	0	0	0.0	0	0
at CSU	0	0	0.0	0	0
FS	0	0	0.0	0	0
SDSU	0	0	0.0	0	0
at WYO	0	0	0.0	0	0
UNM	2	13	6.5	0	12
at NEV	3	43	14.3	0	18
at BYU	0	0	0.0	0	0

GAME-BY-GAME KICKOFF RETURNS

2019	Ret	Yds	Avg	TD	LG
at WF	0	0	0.0	0	0
SB	0	0	0.0	0	0
at SDSU	0	0	0.0	0	0
CSU	0	0	0.0	0	0
at LSU	0	0	0.0	0	0
NEV	0	0	0.0	0	0
at AFA	0	0	0.0	0	0
BYU	0	0	0.0	0	0
at FS	0	0	0.0	0	0
WYO	0	0	0.0	0	0
BSU	0	0	0.0	0	0
at UNM	0	0	0.0	0	0

2018	Ret	Yds	Avg	TD	LG
at MSU	0	0	0.0	0	0
NMSU	0	0	0.0	0	0
TTU	0	0	0.0	0	0
AFA	0	0	0.0	0	0
at BYU	3	57	19.0	0	22
UNLV	0	0	0.0	0	0
at WYO	0	0	0.0	0	0
UNM	0	0	0.0	0	0
at UH	0	0	0.0	0	0
SJSU	0	0	0.0	0	0
at CSU	0	0	0.0	0	0
at BSU	0	0	0.0	0	0
vs. UNT	1	7	7.0	0	7

2017	Ret	Yds	Avg	TD	LG
at WIS	1	21	21.0	0	21
ISU	0	0	0.0	0	0
at WF	0	0	0.0	0	0
at SJSU	0	0	0.0	0	0
BYU	0	0	0.0	0	0
CSU	0	0	0.0	0	0
WYO	0	0	0.0	0	0
at UNLV	0	0	0.0	0	0
BSU	0	0	0.0	0	0
at UNM	0	0	0.0	0	0
UH	0	0	0.0	0	0
at AFA	0	0	0.0	0	0
vs NMSU	0	0	0.0	0	0

2016	Ret	Yds	Avg	TD	LG
WSU	0	0	0.0	0	0
at USC	0	0	0.0	0	0
ASU	0	0	0.0	0	0
AFA	1	20	20.0	0	20
at BSU	0	0	0.0	0	0
at CSU	1	29	29.0	0	29
FS	0	0	0.0	0	0
SDSU	4	69	17.3	0	22
at WYO	2	42	21.0	0	22
UNM	0	0	0.0	0	0
at NEV	1	23	23.0	0	23
at BYU	0	0	0.0	0	0






2 - TERIN ADAMS
CB • 5-11 • 180 • JR-TR
 Kirkland, Wash.
 (East Catholic HS)
 (Arizona State)

CAREER STATS - DEFENSE

Year	G/GS	UA-AT-TT	TFL	Sack	INT	PB	FF	FR
2019	1/0	1-0-1	0-0	0.0-0	0-0	0	0	0

GAME-BY-GAME DEFENSE

2019	G/GS	U-A-T	TFL	Sack	INT	PB	QH	F/R
at WF	1/0	1-0-1	0.0-0	0.0-0	0	0	0	0/0
SB	0/0	0-0-0	0.0-0	0.0-0	0	0	0	0/0
at SDSU	0/0	0-0-0	0.0-0	0.0-0	0	0	0	0/0
CSU	0/0	0-0-0	0.0-0	0.0-0	0	0	0	0/0
at LSU	0/0	0-0-0	0.0-0	0.0-0	0	0	0	0/0
NEV	0/0	0-0-0	0.0-0	0.0-0	0	0	0	0/0
at AFA	0/0	0-0-0	0.0-0	0.0-0	0	0	0	0/0
BYU	0/0	0-0-0	0.0-0	0.0-0	0	0	0	0/0
at FS	0/0	0-0-0	0.0-0	0.0-0	0	0	0	0/0
WYO	0/0	0-0-0	0.0-0	0.0-0	0	0	0	0/0
BSU	0/0	0-0-0	0.0-0	0.0-0	0	0	0	0/0
at UNM	0/0	0-0-0	0.0-0	0.0-0	0	0	0	0/0

CAREER HIGHS - DEFENSE

Tackles: 1, at Wake Forest (8/30/19)



3 - HENRY COLOMBI
QB • 6-2 • 205 • SO-1L
 Hollywood, Fla.
 (Chaminade Madonna Coll. Prep)

CAREER STATS - PASSING

Year	G/GS	Cmp	Aff	Int	Pct	Yds	TD	LG	EFF
2018	7/0	33	40	0	.825	239	0	38	132.7
2019	1/0	8	9	0	.889	93	2	30	249.0
TOTAL	8/0	41	49	0	.837	332	2	38	154.1

CAREER HIGHS - PASSING

Attempts: 11, at Hawai'i (11/3/18)
 Completions: 9, two times
 Passing Yards: 93, vs. Stony Brook (9/7/19)
 Passing TDs: 2, vs. Stony Brook (9/7/19)
 Long Pass: 38, vs. UNLV (10/13/18)

CAREER STATS - RUSHING

Year	Rush	Yds	Avg	TD	Long
2018	13	108	8.3	1	37
2019	3	4	1.3	0	9
TOTAL	16	112	7.0	1	37

CAREER HIGHS - RUSHING

Rushes: 4, vs. New Mexico (10/27/18)
 Rushing Yards: 41, vs. UNLV (10/13/18)
 Rushing TD: 1, vs. UNLV (10/13/18)
 Long Rush: 37, vs. UNLV (10/13/18)

CAREER STATS - TOTAL OFFENSE

Year	Rush	Pass	Total	Avg/G
2018	108	239	347	69.4
2019	4	94	98	98.0
TOTAL	112	332	445	55/6

GAME-BY-GAME PASSING

2019	G/GS	Cmp	Aff	Pct	Yds	TD	INT	LG
at WF	0/0	0	0	.000	0	0	0	0
SB	1/0	8	9	.889	93	2	0	30
at SDSU	0/0	0	0	.000	0	0	0	0
CSU	0/0	0	0	.000	0	0	0	0
at LSU	0/0	0	0	.000	0	0	0	0
NEV	0/0	0	0	.000	0	0	0	0
at AFA	0/0	0	0	.000	0	0	0	0
BYU	0/0	0	0	.000	0	0	0	0
at FS	0/0	0	0	.000	0	0	0	0
WYO	0/0	0	0	.000	0	0	0	0
BSU	0/0	0	0	.000	0	0	0	0
at UNM	0/0	0	0	.000	0	0	0	0

2018	G/GS	Cmp	Aff	Pct	Yds	TD	INT	LG
at MSU	0/0	0	0	.000	0	0	0	0
NMSU	1/0	3	4	.750	13	0	0	7
TTU	1/0	9	9	1.000	55	0	0	11
AFA	0/0	0	0	.000	0	0	0	0
at BYU	0/0	0	0	.000	0	0	0	0
UNLV	1/0	5	8	.625	55	0	0	38
at WYO	0/0	0	0	.000	0	0	0	0
UNM	1/0	7	8	.875	68	0	0	30
at UH	1/0	9	11	.818	48	0	0	11
SJSU	0/0	0	0	.000	0	0	0	0
at CSU	0/0	0	0	.000	0	0	0	0
at BSU	1/0	0	0	.000	0	0	0	0
vs. UNT	1/0	0	0	.000	0	0	0	0

GAME-BY-GAME RUSHING

2019	Aff	Yds	Avg	TD	LG
at WF	0	0	0.0	0	0
SB	3	4	1.3	0	9
at SDSU	0	0	0.0	0	0
CSU	0	0	0.0	0	0
at LSU	0	0	0.0	0	0
NEV	0	0	0.0	0	0
at AFA	0	0	0.0	0	0
BYU	0	0	0.0	0	0
at FS	0	0	0.0	0	0
WYO	0	0	0.0	0	0
BSU	0	0	0.0	0	0
at UNM	0	0	0.0	0	0

2018	Aff	Yds	Avg	TD	LG
at MSU	0	0	0.0	0	0
NMSU	1	-7	-7.0	0	0
TTU	3	22	7.3	0	13
AFA	0	0	0.0	0	0
at BYU	0	0	0.0	0	0
UNLV	2	41	20.5	1	37
at WYO	0	0	0.0	0	0
UNM	4	18	4.5	0	23
at UH	3	34	11.3	0	25
SJSU	0	0	0.0	0	0
at CSU	0	0	0.0	0	0
at BSU	0	0	0.0	0	0
vs. UNT	0	0	0.0	0	0



3 - TROY LEFEGED JR.
S • 5-11 • 190 • JR-JC
 Montgomery Village, Md.
 (Avalon HS)
 (Fullerton JC)

CAREER STATS - DEFENSE


Year	G/GS	UA-AT-TT	TFL	Sack	INT	PB	FF	FR
2019	2/2	6-7-13	0-0	0.0-0	0-0	1	0	0

CAREER HIGHS - DEFENSE

Tackles: 10, at Wake Forest (8/30/19)
 PBU: 1, vs. Stony Brook (9/7/19)
 QBH: 1, vs. Stony Brook (9/7/19)

GAME-BY-GAME DEFENSE

2019	G/GS	U-A-T	TFL	Sack	INT	PB	QH	F/R
at WF	1/1	5-5-10	0.0-0	0.0-0	0	0	0	0/0
SB	1/1	1-2-3	0.0-0	0.0-0	0	1	1	0/0
at SDSU	0/0	0-0-0	0.0-0	0.0-0	0	0	0	0/0
CSU	0/0	0-0-0	0.0-0	0.0-0	0	0	0	0/0
at LSU	0/0	0-0-0	0.0-0	0.0-0	0	0	0	0/0
NEV	0/0	0-0-0	0.0-0	0.0-0	0	0	0	0/0
at AFA	0/0	0-0-0	0.0-0	0.0-0	0	0	0	0/0
BYU	0/0	0-0-0	0.0-0	0.0-0	0	0	0	0/0
at FS	0/0	0-0-0	0.0-0	0.0-0	0	0	0	0/0
WYO	0/0	0-0-0	0.0-0	0.0-0	0	0	0	0/0
BSU	0/0	0-0-0	0.0-0	0.0-0	0	0	0	0/0
at UNM	0/0	0-0-0	0.0-0	0.0-0	0	0	0	0/0



4 - SHAQ BOND
S • 5-10 • 195 • JR-1L
 Decatur, Ill.
 (MacArthur HS)
 (Southwestern JC)

CAREER STATS - DEFENSE

Year	G/GS	UA-AT-TT	TFL	Sack	INT	PB	FF	FR
2018	8/8	25-12-37	3.0-4	0.0-0	1-100	6	0	0
2019	2/2	8-4-12	0.0-0	0.0-0	0-0	2	0	0
TOTAL	10/10	33-16-49	3.0-4	0.0-0	1-100	8	0	0


CAREER HIGHS - DEFENSE

Tackles: 9, at Michigan State (8/31/18)
 TFL: 1.0, three times
 INT: 1, vs. New Mexico (10/27/18)
 TD: 1, vs. New Mexico (10/27/18)
 PBU: 2, at Wake Forest (8/30/19)
 QBH: 1, at Wake Forest (8/30/19)

GAME-BY-GAME DEFENSE

2019	G/GS	U-A-T	TFL	Sack	INT	PB	QH	F/R
at WF	1/1	5-3-8	0.0-0	0.0-0	0	2	1	0/0
SB	1/1	3-1-4	0.0-0	0.0-0	0	0	0	0/0
at SDSU	0/0	0-0-0	0.0-0	0.0-0	0	0	0	0/0
CSU	0/0	0-0-0	0.0-0	0.0-0	0	0	0	0/0
at LSU	0/0	0-0-0	0.0-0	0.0-0	0	0	0	0/0
NEV	0/0	0-0-0	0.0-0	0.0-0	0	0	0	0/0
at AFA	0/0	0-0-0	0.0-0	0.0-0	0	0	0	0/0
BYU	0/0	0-0-0	0.0-0	0.0-0	0	0	0	0/0
at FS	0/0	0-0-0	0.0-0	0.0-0	0	0	0	0/0
WYO	0/0	0-0-0	0.0-0	0.0-0	0	0	0	0/0
BSU	0/0	0-0-0	0.0-0	0.0-0	0	0	0	0/0
at UNM	0/0	0-0-0	0.0-0	0.0-0	0	0	0	0/0

2018	G/GS	U-A-T	TFL	Sack	INT	PB	QH	F/R
at MSU	1/1	5-4-9	0.0-0	0.0-0	0	1	0	0/0
NMSU	1/1	1-0-1	0.0-0	0.0-0	0	1	0	0/0
TTU	1/1	2-1-3	1.0-2	0.0-0	0	1	0	0/0
AFA	1/1	3-4-7	0.0-0	0.0-0	0	1	0	0/0
at BYU	1/1	4-0-4	0.0-0	0.0-0	0	0	0	0/0
UNLV	1/1	5-1-6	1.0-1	0.0-0	0	0	0	0/0
at WYO	1/1	2-2-4	1.0-1	0.0-0	0	0	0	0/0
UNM	1/1	3-0-3	0.0-0	0.0-0	1	1	0	0/0
at UH	0/0	0-0-0	0.0-0	0.0-0	0	0	0	0/0
SJSU	0/0	0-0-0	0.0-0	0.0-0	0	0	0	0/0
at CSU	0/0	0-0-0	0.0-0	0.0-0	0	0	0	0/0
at BSU	0/0	0-0-0	0.0-0	0.0-0	0	0	0	0/0
vs. UNT	0/0	0-0-0	0.0-0	0.0-0	0	0	0	0/0



5 - CASH GILLIAM
S • 5-11 • 200 • JR-JC
 Dayton, Ohio
 (Wayne HS)
 (Arizona Western JC)

CAREER STATS - DEFENSE

Year	G/GS	UA-AT-TT	TFL	Sack	INT	PB	FF	FR
2019	2/1	3-4-7	0-0	0.0-0	0-0	0	1	0

CAREER HIGHS - DEFENSE

Tackles: 6, vs. Stony Brook (9/7/19)
 FF: 1, vs. Stony Brook (9/7/19)

GAME-BY-GAME DEFENSE

2019	G/GS	U-A-T	TFL	Sack	INT	PB	QH	F/R
at WF	1/0	0-1-1	0.0-0	0.0-0	0	0	0	0/0
SB	1/1	3-3-6	0.0-0	0.0-0	0	0	0	1/0
at SDSU	0/0	0-0-0	0.0-0	0.0-0	0	0	0	0/0
CSU	0/0	0-0-0	0.0-0	0.0-0	0	0	0	0/0
at LSU	0/0	0-0-0	0.0-0	0.0-0	0	0</		



6 - CAMERON HANEY

CB • 5-10 • 185 • SR-3L
Los Angeles, Calif.
(Cathedral HS)

CAREER STATS - DEFENSE

Year	G/GS	UA-AT-TT	TFL	Sack	INT	PB	FF	FR
2016	12/1	11-5-16	0.0-0	0.0-0	0-0	3	0	0
2017	12/8	18-13-31	2.0-6	0.0-0	0-0	6	0	1
2018	13/1	18-8-26	2.5-8	0.0-0	0-0	7	0	0
2019	0/0	0/0	0.0-0	0.0-0	0-0	0	0	0
TOTAL	37/10	47-26-73	4.5-14	0.0-0	0-0	16	0	1

CAREER HIGHS - DEFENSE

Tackles: 8, vs. Fresno State (10/22/16)
TFL: 2.0, at Colorado State (11/17/18)
PBU: 3, at UNLV (10/21/17)
FR: 1, at New Mexico (11/4/17)

GAME-BY-GAME DEFENSE

2019	G/GS	U-A-T	TFL	Sack	INT	PB	QH	F/R
at WF	0/0	0-0-0	0.0-0	0.0-0	0	0	0	0/0
SB	0/0	0-0-0	0.0-0	0.0-0	0	0	0	0/0
at SDSU	0/0	0-0-0	0.0-0	0.0-0	0	0	0	0/0
CSU	0/0	0-0-0	0.0-0	0.0-0	0	0	0	0/0
at LSU	0/0	0-0-0	0.0-0	0.0-0	0	0	0	0/0
NEV	0/0	0-0-0	0.0-0	0.0-0	0	0	0	0/0
at AFA	0/0	0-0-0	0.0-0	0.0-0	0	0	0	0/0
BYU	0/0	0-0-0	0.0-0	0.0-0	0	0	0	0/0
at FS	0/0	0-0-0	0.0-0	0.0-0	0	0	0	0/0
WYO	0/0	0-0-0	0.0-0	0.0-0	0	0	0	0/0
BSU	0/0	0-0-0	0.0-0	0.0-0	0	0	0	0/0
at UNM	0/0	0-0-0	0.0-0	0.0-0	0	0	0	0/0

2018	G/GS	U-A-T	TFL	Sack	INT	PB	QH	F/R
at MSU	1/0	1-2-3	0.0-0	0.0-0	0	0	0	0/0
NMSU	1/0	1-1-2	0.5-2	0.0-0	0	0	0	0/0
TTU	1/0	0-0-0	0.0-0	0.0-0	0	1	0	0/0
AFA	1/0	0-0-0	0.0-0	0.0-0	0	0	0	0/0
at BYU	1/0	1-0-1	0.0-0	0.0-0	0	0	0	0/0
UNLV	1/0	1-1-2	0.0-0	0.0-0	0	0	0	0/0
at WYO	1/0	0-0-0	0.0-0	0.0-0	0	0	0	0/0
UNM	1/0	0-0-0	0.0-0	0.0-0	0	2	0	0/0
at UH	1/0	4-0-4	0.0-0	0.0-0	0	2	0	0/0
SJSU	1/0	0-0-0	0.0-0	0.0-0	0	1	0	0/0
at CSU	1/0	3-1-4	2.0-6	0.0-0	0	0	0	0/0
at BSU	1/1	4-2-6	0.0-0	0.0-0	0	1	0	0/0
vs. UNT	1/0	3-1-4	0.0-0	0.0-0	0	0	0	0/0

2017	G/GS	U-A-T	TFL	Sack	INT	PB	QH	F/R
at WIS	1/0	2-0-2	0.0-0	0.0-0	0	0	0	0/0
ISU	1/1	3-2-5	0.0-0	0.0-0	0	0	0	0/0
at WF	1/1	3-1-4	1.0-2	0.0-0	0	1	0	0/0
at SJSU	1/1	2-0-2	0.0-0	0.0-0	0	1	0	0/0
BYU	1/0	0-2-2	0.0-0	0.0-0	0	0	0	0/0
CSU	1/1	2-1-3	1.0-4	0.0-0	0	0	0	0/0
WYO	1/0	0-2-2	0.0-0	0.0-0	0	0	0	0/0
at UNLV	1/0	1-2-3	0.0-0	0.0-0	0	3	0	0/0
BSU	0/0	0-0-0	0.0-0	0.0-0	0	0	0	0/0
at UNM	1/1	2-1-3	0.0-0	0.0-0	0	0	0	0/1
UH	1/1	3-1-4	0.0-0	0.0-0	0	0	0	0/0
at AFA	1/1	0-1-1	0.0-0	0.0-0	0	1	0	0/0
vs NMSU	1/1	0-0-0	0.0-0	0.0-0	0	0	0	0/0

2016	G/GS	U-A-T	TFL	Sack	INT	PB	QH	F/R
WSU	1/0	0-0-0	0.0-0	0.0-0	0	0	0	0/0
at USC	1/0	0-0-0	0.0-0	0.0-0	0	0	0	0/0
ASU	1/0	0-1-1	0.0-0	0.0-0	0	0	0	0/0
AFA	1/0	0-1-1	0.0-0	0.0-0	0	0	0	0/0
at BSU	1/0	0-1-1	0.0-0	0.0-0	0	0	0	0/0
at CSU	1/0	1-0-1	0.0-0	0.0-0	0	0	0	0/0
FS	1/1	6-2-8	0.0-0	0.0-0	0	2	0	0/0
SDSU	1/0	1-0-1	0.0-0	0.0-0	0	0	0	0/0
at WYO	1/0	0-0-0	0.0-0	0.0-0	0	0	0	0/0
UNM	1/0	2-0-2	0.0-0	0.0-0	0	1	0	0/0
at NEV	1/0	0-0-0	0.0-0	0.0-0	0	0	0	0/0
at BYU	1/0	1-0-1	0.0-0	0.0-0	0	0	0	0/0



6 - ANDREW PEASLEY

QB • 6-2 • 200 • FR-RS
La Grande, Ore.
(La Grande HS)

CAREER STATS - PASSING

Year	G/GS	Cmp	Att	Int	Pct	Yds	TD	LG	EFF
2018	3/0	3	8	0	.375	19	0	10	57.5
2019	1/0	2	2	0	1.000	5	0	5	121.0
TOTAL	4/0	5	10	0	.500	24	0	10	70.2

CAREER HIGHS - PASSING

Attempts: 8, vs. San José State (11/10/18)
Completions: 3, vs. San José State (11/10/18)
Passing Yards: 19, vs. San José State (11/10/18)
Long Pass: 10, vs. San José State (11/10/18)

CAREER STATS - RUSHING

Year	Rush	Yds	Avg	TD	Long
2018	7	76	10.8	0	25
2019	3	83	27.7	1	59
TOTAL	10	159	15.9	1	59

CAREER HIGHS - RUSHING

Rushes: 4, vs. San José State (11/10/18)
Rushing Yards: 83, vs. Stony Brook (9/7/19)
Rushing TD: 1, vs. Stony Brook (9/7/19)
Long Rush: 59, vs. Stony Brook (9/7/19)

CAREER STATS - TOTAL OFFENSE

Year	Rush	Pass	Total	Avg/G
2018	76	19	95	31.7
2019	83	5	88	88.0
TOTAL	159	24	183	45.8

GAME-BY-GAME PASSING

2019	G/GS	Cmp	Att	Pct	Yds	TD	INT	LG
at WF	0/0	0	0	.000	0	0	0	0
SB	1/0	2	2	1.000	5	0	0	5
at SDSU	0/0	0	0	.000	0	0	0	0
CSU	0/0	0	0	.000	0	0	0	0
at LSU	0/0	0	0	.000	0	0	0	0
NEV	0/0	0	0	.000	0	0	0	0
at AFA	0/0	0	0	.000	0	0	0	0
BYU	0/0	0	0	.000	0	0	0	0
at FS	0/0	0	0	.000	0	0	0	0
WYO	0/0	0	0	.000	0	0	0	0
BSU	0/0	0	0	.000	0	0	0	0
at UNM	0/0	0	0	.000	0	0	0	0

2018	G/GS	Cmp	Att	Pct	Yds	TD	INT	LG
at MSU	0/0	0	0	.000	0	0	0	0
NMSU	1/0	0	0	.000	0	0	0	0
TTU	1/0	0	0	.000	0	0	0	0
AFA	0/0	0	0	.000	0	0	0	0
at BYU	0/0	0	0	.000	0	0	0	0
UNLV	0/0	0	0	.000	0	0	0	0
at WYO	0/0	0	0	.000	0	0	0	0
UNM	0/0	0	0	.000	0	0	0	0
at UH	0/0	0	0	.000	0	0	0	0
SJSU	1/0	3	8	.375	19	0	0	10
at CSU	0/0	0	0	.000	0	0	0	0
at BSU	0/0	0	0	.000	0	0	0	0

GAME-BY-GAME RUSHING

2019	Att	Yds	Avg	TD	LG
at WF	0	0	0.0	0	0
SB	3	83	27.7	1	59
at SDSU	0	0	0.0	0	0
CSU	0	0	0.0	0	0
at LSU	0	0	0.0	0	0
NEV	0	0	0.0	0	0
at AFA	0	0	0.0	0	0
BYU	0	0	0.0	0	0
at FS	0	0	0.0	0	0
WYO	0	0	0.0	0	0
BSU	0	0	0.0	0	0
at UNM	0	0	0.0	0	0

2018	Att	Yds	Avg	TD	LG
at MSU	0	0	0.0	0	0
NMSU	2	5	2.5	0	5
TTU	1	4	4.0	0	4
AFA	0	0	0.0	0	0
at BYU	0	0	0.0	0	0
UNLV	0	0	0.0	0	0
at WYO	0	0	0.0	0	0
UNM	0	0	0.0	0	0
at UH	0	0	0.0	0	0
SJSU	4	67	16.8	0	25
at CSU	0	0	0.0	0	0
at BSU	0	0	0.0	0	0



7 - DJ WILLIAMS

CB • 5-9 • 180 • SR-1L
Smyrna, Tenn.
(Smyrna HS)
(Independence CC)

CAREER STATS - DEFENSE

Year	G/GS	UA-AT-TT	TFL	Sack	INT	PB	FF	FR
2018	13/13	33-9-42	3.0-12	1.0-7	4-31	11	1	0
2019	2/2	10-0-10	0.0-0	0.0-0	0-0	3	0	0
TOTAL	15/15	43-9-52	3.0-12	1.0-7	4-31	14	1	0

CAREER HIGHS - DEFENSE

Tackles: 6, four times
Sacks: 1.0, vs. New Mexico State (9/8/18)
TFL: 3.0, vs. New Mexico State (9/8/18)
INT: 2, vs. North Texas (12/15/18)
PBU: 3, two times
FF: 1, vs. Tennessee Tech (9/13/18)
QBH: 1, vs. New Mexico State (9/8/18)

GAME-BY-GAME DEFENSE

2019	G/GS	U-A-T	TFL	Sack	INT	PB	QH	F/R
at WF	1/1	6-0-6	0.0-0	0.0-0	0	0	0	0/0
SB	1/1	4-0-4	0.0-0	0.0-0	0	3	0	0/0
at SDSU	0/0	0-0-0	0.0-0	0.0-0	0	0	0	0/0
CSU	0/0	0-0-0	0.0-0	0.0-0	0	0	0	0/0
at LSU	0/0	0-0-0	0.0-0	0.0-0	0	0	0	0/0
NEV	0/0	0-0-0	0.0-0	0.0-0	0	0	0	0/0
at AFA	0/0	0-0-0	0.0-0	0.0-0	0	0	0	0/0
BYU	0/0	0-0-0	0.0-0	0.0-0	0	0	0	0/0
at FS	0/0	0-0-0	0.0-0	0.0-0	0	0	0	0/0
WYO	0/0	0-0-0	0.0-0	0.0-0	0	0	0	0/0
BSU	0/0	0-0-0	0.0-0	0.0-0	0	0	0	0/0
at UNM	0/0	0-0-0	0.0-0	0.0-0	0	0	0	0/0

2018	G/GS	U-A-T	TFL	Sack	INT	PB	QH	F/R



CAREER HIGHS - DEFENSE


Tackles: 3, at San José State (9/23/17)
 PBU: 1, vs. San José State (11/10/18)

GAME-BY-GAME DEFENSE

2019	G/GS	U-A-T	TFL	Sack	INT	PB	QH	F/R
at WF	0/0	0-0-0	0.0-0	0.0-0	0	0	0	0/0
SB	1/0	0-0-0	0.0-0	0.0-0	0	0	0	0/0
at SDSU	0/0	0-0-0	0.0-0	0.0-0	0	0	0	0/0
CSU	0/0	0-0-0	0.0-0	0.0-0	0	0	0	0/0
at LSU	0/0	0-0-0	0.0-0	0.0-0	0	0	0	0/0
NEV	0/0	0-0-0	0.0-0	0.0-0	0	0	0	0/0
at AFA	0/0	0-0-0	0.0-0	0.0-0	0	0	0	0/0
BYU	0/0	0-0-0	0.0-0	0.0-0	0	0	0	0/0
at FS	0/0	0-0-0	0.0-0	0.0-0	0	0	0	0/0
WYO	0/0	0-0-0	0.0-0	0.0-0	0	0	0	0/0
BSU	0/0	0-0-0	0.0-0	0.0-0	0	0	0	0/0
at UNM	0/0	0-0-0	0.0-0	0.0-0	0	0	0	0/0

2018	G/GS	U-A-T	TFL	Sack	INT	PB	QH	F/R
at MSU	0/0	0-0-0	0.0-0	0.0-0	0	0	0	0/0
NMSU	0/0	0-0-0	0.0-0	0.0-0	0	0	0	0/0
TTU	0/0	0-0-0	0.0-0	0.0-0	0	0	0	0/0
AFA	0/0	0-0-0	0.0-0	0.0-0	0	0	0	0/0
at BYU	0/0	0-0-0	0.0-0	0.0-0	0	0	0	0/0
UNLV	0/0	0-0-0	0.0-0	0.0-0	0	0	0	0/0
at WYO	0/0	0-0-0	0.0-0	0.0-0	0	0	0	0/0
UNM	0/0	0-0-0	0.0-0	0.0-0	0	0	0	0/0
at UH	1/0	1-0-1	0.0-0	0.0-0	0	0	0	0/0
SJSU	1/0	0-0-0	0.0-0	0.0-0	0	1	0	0/0
at CSU	1/0	0-0-0	0.0-0	0.0-0	0	0	0	0/0
at BSU	0/0	0-0-0	0.0-0	0.0-0	0	0	0	0/0
vs. UNT	0/0	0-0-0	0.0-0	0.0-0	0	0	0	0/0

2017	G/GS	U-A-T	TFL	Sack	INT	PB	QH	F/R
at WIS	1/0	0-0-0	0.0-0	0.0-0	0	0	0	0/0
ISU	1/0	0-1-1	0.0-0	0.0-0	0	0	0	0/0
at WF	1/0	0-1-1	0.0-0	0.0-0	0	0	0	0/0
at SJSU	1/0	0-3-3	0.0-0	0.0-0	0	0	0	0/0
BYU	1/0	0-1-1	0.0-0	0.0-0	0	0	0	0/0
CSU	1/0	0-0-0	0.0-0	0.0-0	0	0	0	0/0
WYO	1/0	0-0-0	0.0-0	0.0-0	0	0	0	0/0
at UNLV	1/0	1-0-1	0.0-0	0.0-0	0	0	0	0/0
BSU	1/0	0-0-0	0.0-0	0.0-0	0	0	0	0/0
at UNM	1/0	1-1-2	0.0-0	0.0-0	0	0	0	0/0
UH	1/0	0-2-2	0.0-0	0.0-0	0	0	0	0/0
at AFA	1/0	0-0-0	0.0-0	0.0-0	0	0	0	0/0
vs NMSU	0/0	0-0-0	0.0-0	0.0-0	0	0	0	0/0



9 - DAVID WOODWARD
 LB • 6-2 • 235 • JR-2L
 Olympia, Wash.
 (Olympia HS)

CAREER STATS - DEFENSE

Year	G/GS	UA-AT-TT	TFL	Sack	INT	PB	FF	FR
2017	10/1	15-14-29	3.0-7	1.0-4	1-27	3	0	1
2018	12/12	52-82-134	12.5-50	5.0-39	2-17	3	2	0
2019	2/2	20-8-28	3.5-10	1.0-6	0-0	0	2	0
TOTAL	24/15	87-104-191	19.0-67	7.0-49	3-44	6	4	1

CAREER HIGHS - DEFENSE

Tackles: 24, at Wake Forest (8/30/19)
 Sacks: 3.0, vs. UNLV (10/13/18)
 TFL: 3.5, two times
 INT: 1, three times
 PBU: 3 vs. New Mexico State (12/29/17)
 FF: 2, at Wake Forest (8/30/19)
 FR: 1, at New Mexico (11/4/17)
 QBH: 2, at Michigan State (8/31/18)
 TD: 1, at New Mexico (11/4/17)

GAME-BY-GAME DEFENSE

2019	G/GS	U-A-T	TFL	Sack	INT	PB	QH	F/R
at WF	1/1	18-6-24	3.5-10	1.0-6	0	0	0	2/0
SB	1/1	2-2-4	0.0-0	0.0-0	0	0	0	0/0
at SDSU	0/0	0-0-0	0.0-0	0.0-0	0	0	0	0/0

CSU	0/0	0-0-0	0.0-0	0.0-0	0	0	0	0/0
at LSU	0/0	0-0-0	0.0-0	0.0-0	0	0	0	0/0
NEV	0/0	0-0-0	0.0-0	0.0-0	0	0	0	0/0
at AFA	0/0	0-0-0	0.0-0	0.0-0	0	0	0	0/0
BYU	0/0	0-0-0	0.0-0	0.0-0	0	0	0	0/0
at FS	0/0	0-0-0	0.0-0	0.0-0	0	0	0	0/0
WYO	0/0	0-0-0	0.0-0	0.0-0	0	0	0	0/0
BSU	0/0	0-0-0	0.0-0	0.0-0	0	0	0	0/0
at UNM	0/0	0-0-0	0.0-0	0.0-0	0	0	0	0/0

2018	G/GS	U-A-T	TFL	Sack	INT	PB	QH	F/R
at MSU	1/1	2-14-16	0.0-0	0.0-0	0	0	2	0/0
NMSU	1/1	3-10-13	1.0-11	1.0-11	0	0	0	0/0
TTU	1/1	1-10-11	0.0-0	0.0-0	0	0	0	0/0
AFA	0/0	0-0-0	0.0-0	0.0-0	0	0	0	0/0
at BYU	1/1	4-2-6	1.0-2	0.0-0	0	1	1	1/0
UNLV	1/1	8-4-12	3.5-24	3.0-23	0	0	0	0/0
at WYO	1/1	5-11-16	0.0-0	0.0-0	0	1	0	1/0
UNM	1/1	3-2-5	1.0-1	0.0-0	0	0	0	0/0
at UH	1/1	6-1-7	0.0-0	0.0-0	1	0	0	0/0
SJSU	1/1	4-3-7	3.0-4	0.0-0	0	0	0	0/0
at CSU	1/1	6-14-20	1.5-2	0.0-0	0	1	1	0/0
at BSU	1/1	3-8-11	1.5-6	1.0-5	0	0	0	0/0
vs. UNT	1/1	7-3-10	0.0-0	0.0-0	1	1	0	0/0

2017	G/GS	U-A-T	TFL	Sack	INT	PB	QH	F/R
at WIS	1/0	1-1-2	0.5-0	0.0-0	0	0	0	0/0
ISU	1/0	0-0-0	0.0-0	0.0-0	0	0	0	0/0
at WF	1/0	0-0-0	0.0-0	0.0-0	0	0	0	0/0
at SJSU	1/0	0-0-0	0.0-0	0.0-0	0	0	0	0/0
BYU	0/0	0-0-0	0.0-0	0.0-0	0	0	0	0/0
CSU	0/0	0-0-0	0.0-0	0.0-0	0	0	0	0/0
WYO	0/0	0-0-0	0.0-0	0.0-0	0	0	0	0/0
at UNLV	1/0	1-0-1	0.0-0	0.0-0	0	0	0	0/0
BSU	1/0	1-1-2	0.0-0	0.0-0	0	0	0	0/0
at UNM	1/0	2-3-5	0.0-0	0.0-0	0	0	0	0/1
UH	1/0	1-1-2	1.5-4	1.0-4	0	0	0	0/0
at AFA	1/1	5-8-13	1.0-3	0.0-0	0	0	0	0/0
vs NMSU	1/0	4-0-4	0.0-0	0.0-0	1	3	0	0/0



10 - TIPA GALEAI
 DE • 6-5 • 235 • SR-1L
 Euless, Texas
 (Trinity HS)
 (TCU)

CAREER STATS - DEFENSE

Year	G/GS	UA-AT-TT	TFL	Sack	INT	PB	FF	FR
2018	13/12	30-34-64	14.0-66	10.5-59	2-56	3	3	0
2019	2/2	2-3-5	1.0-1	0.0-0	0-0	0	0	0
TOTAL	15/14	32-37-69	15.0-67	10.5-59	2-56	3	3	0

CAREER HIGHS - DEFENSE

Tackles: 11, vs. Air Force (9/22/18)
 Sacks: 2.0, two times
 TFL: 3.0, vs. North Texas (12/15/18)
 INT: 1, two times
 PBU: 1, three times
 FF: 1, three times
 QBH: 2, vs. Stony Brook (9/7/19)
 TD: 1, at BYU (10/5/18)
 Blocked Kick: 1, vs. Air Force (9/22/18)

GAME-BY-GAME DEFENSE

2019	G/GS	U-A-T	TFL	Sack	INT	PB	QH	F/R
at WF	1/1	2-3-5	1.0-1	0.0-0	0	0	0	0/0
SB	1/1	0-0-0	0.0-0	0.0-0	0	0	2	0/0
at SDSU	0/0	0-0-0	0.0-0	0.0-0	0	0	0	0/0
CSU	0/0	0-0-0	0.0-0	0.0-0	0	0	0	0/0
at LSU	0/0	0-0-0	0.0-0	0.0-0	0	0	0	0/0
NEV	0/0	0-0-0	0.0-0	0.0-0	0	0	0	0/0
at AFA	0/0	0-0-0	0.0-0	0.0-0	0	0	0	0/0
BYU	0/0	0-0-0	0.0-0	0.0-0	0	0	0	0/0
at FS	0/0	0-0-0	0.0-0	0.0-0	0	0	0	0/0
WYO	0/0	0-0-0	0.0-0	0.0-0	0	0	0	0/0
BSU	0/0	0-0-0	0.0-0	0.0-0	0	0	0	0/0
at UNM	0/0	0-0-0	0.0-0	0.0-0	0	0	0	0/0

2018	G/GS	U-A-T	TFL	Sack	INT	PB	QH	F/R
at MSU	1/1	2-2-4	2.0-15	2.0-15	0	0	1	1/0
NMSU	1/1	1-5-6	2.0-8	1.5-7	0	0	1	1/0
TTU	1/1	2-1-3	2.0-5	0.0-0	0	1	0	0/0
AFA	1/1	3-8-11	1.0-2	1.0-2	0	1	1	0/0
at BYU	1/1	2-0-2	0.0-0	0.0-0	1	0	1	0/0
UNLV	1/1	1-5-6	1.0-7	1.0-7	0	0	1	0/0
at WYO	1/1	2-2-4	0.0-0	0.0-0	0	0	0	0/0
UNM	1/1	0-3-3	0.0-0	0.0-0	0	0	1	0/0
at UH	1/1	4-2-6	1.0-2	1.0-2	0	0	0	0/0
SJSU	1/1	0-2-2	0.0-0	0.0-0	1	1	0	0/0
at CSU	1/1	6-2-8	1.0-8	1.0-8	0	0	1	0/0
at BSU	1/1	2-1-3	1.0-4	1.0-4	0	0	0	0/0
vs. UNT	1/0	4-2-6	2.0-13	3.0-14	0	0	0	1/0



10 - JORDAN LOVE
 QB • 6-4 • 225 • JR-2L
 Bakersfield, Calif.
 (Liberty HS)

CAREER STATS - PASSING

Year	G/GS	Cmp	Aff	Int	Pct	Yds	TD	LG	EFF
2017	12/6	129	235	6	.549	1,631	8	77	119.3
2018	13/13	267	417	6	.640	3,567	32	88	158.3
2019	2/2	58	82	3	.707	710	4	56	152.2
TOTAL	27/21	454	734	15	.619	5,908	44	88	145.2

CAREER HIGHS - PASSING

Completions: 33, vs. Wake Forest (8/30/19)
 Attempts: 48, vs. Wake Forest (8/30/19)
 Passing Yards: 491, vs. San José State (11/10/18)
 Passing TDs: 5, two times
 Long Pass: 88, vs. San José State (11/10/18)

CAREER STATS - RUSHING

Year	Rush	Yds	Avg	TD	Long
2017	46	165	3.6	2	20
2018	43	63	1.5	7	21
2019	6	33	5.5	0	22
TOTAL	95	261	2.7	9	22

CAREER HIGHS - RUSHING

Rushes: 11, vs. New Mexico State (12/29/17)
 Rushing Yards: 47, vs. Hawai'i (11/18/17)
 Rushing TDs: 1, nine times

at WYO	1/1	12	28	.428	53	0	1	9
UNM	1/1	23	34	.676	448	4	0	55
at UH	1/1	10	13	.769	127	1	0	34
SJSU	1/1	32	42	.762	491	5	0	88
at CSU	1/1	15	24	.625	169	1	0	33
at BSU	1/1	29	47	.617	363	3	1	83
vs. UNT	1/1	21	43	.488	359	4	1	72

2017	G/GS	Cmp	Aff	Pct	Yds	TD	INT	LG
at WIS	0/0	0	0	.000	0	0	0	0
ISU	1/0	3	6	.500	18	0	0	12
at WF	1/0	6	13	.462	171	1	0	77
at SJSU	1/0	10	17	.588	90	1	1	23
BYU	1/0	0	3	.000	0	0	0	0
CSU	1/0	1	5	.200	-3	0	0	0
WYO	1/0	8	18	.444	109	0	3	19
at UNLV	1/1	19	27	.704	316	2	0	75
BSU	1/1	17	32	.531	168	1	0	57
at UNM	1/1	13	24	.542	114	0	1	31
UH	1/1	10	16	.625	110	1	1	26
at AFA	1/1	17	30	.567	284	2	0	46
vs NMSU	1/1	25	44	.568	254	0	0	41

GAME-BY-GAME RUSHING

2019	Aff	Yds	Avg	TD	LG
at WF	3	2	0.7	0	3
SB	3	31	10.3	0	22
at SDSU	0	0	0.0	0	0
CSU	0	0	0.0	0	0
at LSU	0	0	0.0	0	0
NEV	0	0	0.0	0	0
at AFA	0	0	0.0	0	0
BYU	0	0	0.0	0	0
at FS	0	0	0.0	0	0
WYO	0	0	0.0	0	0
BSU	0	0	0.0	0	0
at UNM	0	0	0.0	0	0

2018	Aff	Yds	Avg	TD	LG
at MSU	8	-2	-0.2	1	9
NMSU	5	-14	-2.8	0	4
TTU	1	2	2.0	1	2
AFA	5	3	0.6	0	7
at BYU	3	8	2.7	1	3
UNLV	4	39	9.8	0	21
at WYO	2	-4	-2.0	0	2
UNM	4	15	3.8	1	18
at UH	4	13	3.2	1	9
SJSU	2	-1	-0.5	1	1
at CSU	1	8	8.0	0	8
at BSU	2	-7	-3.5	0	0
vs. UNT	2	3	1.5	1	9

2017	Aff	Yds	Avg	TD	LG
at WIS	0	0	0.0	0	0
ISU	3	8	2.7	0	17
at WF	0	0	0.0	0	0
at SJSU	1	10	10.0	0	10
BYU	0	0	0.0	0	0
CSU	1	11	11.0	0	11
WYO	2	-8	-4.0	0	2
at UNLV	8	42	5.2	1	12
BSU	4	14	3.5	0	11
at UNM	4	8	2.0	0	6
UH	6	47	7.8	1	17
at AFA	6	32	5.3	0	20
vs NMSU	11	1	0.1	0	11



11 - SAVON SCARVER
 WR • 5-11 • 180 • JR-2L
 Las Vegas, Nev.
 (Centennial HS)

CAREER STATS - RECEIVING

Year	G/GS	Rec	Yds	Avg	TD	Long
2017	13/0	11	240	21.8	1	70
2018	13/0	9	156	17.3	2	38
2019	2/2	5	64	12.8	0	35
TOTAL	28/1	25	460	18.4	3	70

CAREER HIGHS - RECEIVING

Receptions: 3, at Wake Forest (8/30/19)
 Receiving Yards: 75, at UNLV (10/21/17)
 Long Catch: 70, at UNLV (10/21/17)
 TD: 1, three times

CAREER STATS - RUSHING

Year	Rush	Yds	Avg	TD	Long
2017	5	14	2.8	0	6
2018	1	14	14.0	0	14
2019	0	0	0.0	0	0
TOTAL	6	28	4.7	0	14

CAREER HIGHS - RUSHING

Rushes: 2, at New Mexico (11/4/17)
 Yards: 14, vs. Tennessee Tech (9/13/18)
 Long Rush: 14, vs. Tennessee Tech (9/13/18)

CAREER STATS - KICKOFF RETURNS

Year	Ret	Yds	Avg	TD	LG
2017	26	625	24.0	1	96
2018	22	742	33.7	2	100
2019	3	83	27.7	0	44
TOTAL	51	1,450	28.4	3	100

CAREER HIGHS - KICKOFF RETURNS

Returns: 4, two times
 Yards: 157, at Wyoming (10/20/18)
 Long Return: 100, vs. New Mexico State (9/8/18)
 TD: 1, three times

GAME-BY-GAME RECEIVING

2019	G/GS	Rec	Yds	Avg	TD	LG
at WF	1/1	3	49	16.3	0	35
SB	1/1	2	15	7.5	0	11
at SDSU	0/0	0	0	0.0	0	0
CSU	0/0	0	0	0.0	0	0
at LSU	0/0	0	0	0.0	0	0
NEV	0/0	0	0	0.0	0	0
at AFA	0/0	0	0	0.0	0	0
BYU	0/0	0	0	0.0	0	0
at FS	0/0	0	0	0.0	0	0
WYO	0/0	0	0	0.0	0	0
at BSU	0/0	0	0	0.0	0	0
at UNM	0/0	0	0	0.0	0	0

2018	G/GS	Rec	Yds	Avg	TD	LG
at MSU	1/0	0	0	0.0	0	0
NMSU	1/0	1	9	9.0	0	9
TTU	1/0	1	36	36.0	1	36
AFA	1/0	0	0	0.0	0	0
at BYU	1/0	0	0	0.0	0	0
UNLV	1/0	2	64	32.0	1	38
at WYO	1/0	0	0	0.0	0	0
UNM	1/0	2	16	8.0	0	10
at UH	1/0	1	5	5.0	0	5
SJSU	1/0	1	17	17.0	0	17
at CSU	1/0	0	0	0.0	0	0
at BSU	1/0	0	0	0.0	0	0
vs. UNT	1/0	1	9	9.0	0	9

2017	G/GS	Rec	Yds	Avg	TD	LG
at WIS	1/0	1	36	36.0	0	36
ISU	1/0	1	35	35.0	0	35
at WF	1/0	0	0	0.0	0	0

at SJSU	1/0	2	14	7.0	0	9
BYU	1/0	0	0	0.0	0	0
CSU	1/0	0	0	0.0	0	0
WYO	1/0	0	0	0.0	0	0
at UNLV	1/0	2	75	37.5	1	70
BSU	1/0	0	0	0.0	0	0
at UNM	1/0	2	9	4.5	0	11
UH	1/0	1	12	12.0	0	12
at AFA	1/0	2	59	29.5	0	46
vs NMSU	0/0	0	0	0.0	0	0

GAME-BY-GAME RUSHING

2019	Aff	Yds	Avg	TD	LG
at WF	0	0	0.0	0	0
SB	0	0	0.0	0	0
at SDSU	0	0	0.0	0	0
CSU	0	0	0.0	0	0
at LSU	0	0	0.0	0	0
NEV	0	0	0.0	0	0
at AFA	0	0	0.0	0	0
BYU	0	0	0.0	0	0
at FS	0	0	0.0	0	0
WYO	0	0	0.0	0	0
BSU	0	0	0.0	0	0
at UNM	0	0	0.0	0	0

2018	Aff	Yds	Avg	TD	LG
at MSU	0	0	0.0	0	0
NMSU	0	0	0.0	0	0
TTU	1	14	14.0	0	14
AFA	0	0	0.0	0	0
at BYU	0	0	0.0	0	0
UNLV	0	0	0.0	0	0
at WYO	0	0	0.0	0	0
UNM	0	0	0.0	0	0
at UH	0	0	0.0	0	0
SJSU	0	0	0.0	0	0
at CSU	0	0	0.0	0	0
at BSU	0	0	0.0	0	0
vs. UNT	0	0	0.0	0	0

2017	Aff	Yds	Avg	TD	LG
at WIS	1	4	4.0	0	4
ISU	0	0	0.0	0	0
at WF	0	0	0.0	0	0
at SJSU	0	0	0.0	0	0
BYU	0	0	0.0	0	0
CSU	0	0	0.0	0	0
WYO	1	5	5.0	0	5
at UNLV	1	2	2.0	0	2
BSU	0	0	0.0	0	0
at UNM	2	3	1.5	0	6
UH	0	0	0.0	0	0
at AFA	0	0	0.0	0	0
vs NMSU	0	0	0.0	0	0

GAME-BY-GAME KICKOFF RETURNS

2019	Ret	Yds	Avg	TD	LG
at WF	1	18	18.0	0	18
SB	2	65	32.5	0	44
at SDSU	0	0	0.0	0	0
CSU	0	0	0.0	0	0
at LSU	0	0	0.0	0	0
NEV	0	0	0.0	0	0
at AFA	0	0	0.0	0	0
BYU	0	0	0.0	0	0
at FS	0	0	0.0	0	0
WYO	0	0	0.0	0	0
BSU	0	0	0.0	0	0
at UNM	0	0	0.0	0	0

2018	Ret	Yds	Avg	TD	LG
at MSU	2	48	24.0	0	24
NMSU	2	130	65.0	1	100
TTU	1	23	23.0	0	23
AFA	3	63	21.0	0	27
at BYU	0	0	0.0	0	0





UNLV	0	0	0.0	0	0
at WYO	3	157	52.3	1	99
UNM	2	35	17.5	0	22
at UH	1	66	66.0	0	66
SJSU	3	82	27.3	0	29
at CSU	2	63	31.5	0	51
at BSU	2	52	26.0	0	0
vs. UNT	1	23	23.0	0	23
2017	Ret	Yds	Avg	TD	LG
at WIS	0	0	0.0	0	0
ISU	3	55	18.3	0	20
at WF	4	69	17.3	0	20
at SJSU	1	21	21.0	0	21
BYU	2	31	15.5	0	22
CSU	3	63	21.0	0	25
WYO	4	89	22.3	0	34
at UNLV	3	108	36.0	0	64
BSU	2	52	26.0	0	33
at UNM	0	0	0.0	0	0
UH	0	0	0.0	0	0
at AFA	2	38	19.0	0	21
vs. NMSU	2	99	45.5	1	96



12 - AJANI CARTER

WR • 6-0 • 185 • FR-HS
Houston, Texas
(North Shore HS)

CAREER STATS - RECEIVING

Year	G/GS	Rec	Yds	Avg	TD	Long
2019	1/0	1	11	11.0	0	11

CAREER HIGHS - RECEIVING

Receptions: 1, vs. Stony Brook (9/7/19)
Receiving Yards: 11, Stony Brook (9/7/19)
Long Catch: 11, Stony Brook (9/7/19)

GAME-BY-GAME RECEIVING

2019	G/GS	Rec	Yds	Avg	TD	LG
at WF	0/0	0	0	0.0	0	0
SB	1/0	1	11	11.0	0	11
at SDSU	0/0	0	0	0.0	0	0
CSU	0/0	0	0	0.0	0	0
at LSU	0/0	0	0	0.0	0	0
NEV	0/0	0	0	0.0	0	0
at AFA	0/0	0	0	0.0	0	0
BYU	0/0	0	0	0.0	0	0
at FS	0/0	0	0	0.0	0	0
WYO	0/0	0	0	0.0	0	0
at BSU	0/0	0	0	0.0	0	0
at UNM	0/0	0	0	0.0	0	0



13 - DEVEN THOMPKINS

WR • 5-7 • 160 • SO-1L
Fort Myers, Fla.
(Dunbar HS)

CAREER STATS - RECEIVING

Year	G/GS	Rec	Yds	Avg	TD	Long
2018	13/0	9	65	7.2	0	12
2019	2/0	7	136	19.4	2	56
TOTAL	15/0	16	201	12.3	2	56

CAREER HIGHS - RECEIVING

Receptions: 5, vs. Stony Brook (9/7/19)
Yards: 77, vs. Stony Brook (9/7/19)
Receiving TD: 1, two times
Long Catch: 56, vs. Stony Brook (9/7/19)

CAREER STATS - RUSHING

Year	Rush	Yds	Avg	TD	Long
2018	2	30	15.0	0	27
2019	0	0	0.0	0	0
TOTAL	2	30	15.0	0	27

CAREER HIGHS - RUSHING

Rushes: 1, two times
Yards: 27, vs. Tennessee Tech (9/13/18)
Long Rush: 27, vs. Tennessee Tech (9/13/18)

CAREER STATS - PUNT RETURNS

Year	Ret	Yds	Avg	TD	Long
2018	6	55	9.2	0	17
2019	1	45	45.0	1	45
TOTAL	7	100	14.3	1	17

CAREER HIGHS - PUNT RETURNS

Returns: 2, two times
Yards: 45, vs. Stony Brook (9/7/19)
TD: 1, vs. Stony Brook (9/7/19)
Long Return: 45, vs. Stony Brook (9/7/19)

CAREER STATS - KICKOFF RETURNS

Year	Ret	Yds	Avg	TD	LG
2018	1	68	68.0	0	48
2019	0	0	0.0	0	0
TOTAL	1	68	68.0	0	48

CAREER HIGHS - KICKOFF RETURNS

Returns: 1, vs. Tennessee Tech (9/13/18)
Yards: 48, vs. North Texas (12/15/18)
Long Return: 48, vs. North Texas (12/15/18)

GAME-BY-GAME RECEIVING

2019	G/GS	Rec	Yds	Avg	TD	LG
at WF	1/0	2	59	29.5	1	56
SB	1/0	5	77	15.4	1	45
at SDSU	0/0	0	0	0.0	0	0
CSU	0/0	0	0	0.0	0	0
at LSU	0/0	0	0	0.0	0	0
NEV	0/0	0	0	0.0	0	0
at AFA	0/0	0	0	0.0	0	0
BYU	0/0	0	0	0.0	0	0
at FS	0/0	0	0	0.0	0	0
WYO	0/0	0	0	0.0	0	0
at BSU	0/0	0	0	0.0	0	0
at UNM	0/0	0	0	0.0	0	0

2018	G/GS	Rec	Yds	Avg	TD	LG
at MSU	1/0	0	0	0.0	0	0
NMSU	1/0	2	15	7.5	0	8
TTU	1/0	1	7	7.0	0	7
AFA	1/0	1	8	8.0	0	8
at BYU	1/0	0	0	0.0	0	0
UNLV	1/0	1	12	12.0	0	12
at WYO	1/0	0	0	0.0	0	0
UNM	1/0	1	7	7.0	0	7
at UH	1/0	2	11	5.5	0	6
SJSU	1/0	0	0	0.0	0	0
at CSU	1/0	0	0	0.0	0	0
at BSU	1/0	1	5	5.0	0	5
vs. UNT	1/0	0	0	0.0	0	0

GAME-BY-GAME RUSHING

2019	G	Aff	Yds	Avg	TD	LG
at WF	0	0	0	0	0	0
SB	0	0	0	0	0	0
at SDSU	0	0	0	0	0	0
CSU	0	0	0	0	0	0
at LSU	0	0	0	0	0	0
NEV	0	0	0	0	0	0
at AFA	0	0	0	0	0	0
BYU	0	0	0	0	0	0
at FS	0	0	0	0	0	0
WYO	0	0	0	0	0	0
BSU	0	0	0	0	0	0
at UNM	0	0	0	0	0	0

2018	G	Aff	Yds	Avg	TD	LG
at MSU	1	0	0	0.0	0	0
NMSU	1	0	0	0.0	0	0
TTU	1	1	27	27.0	0	27
AFA	1	0	0	0.0	0	0

at BYU	1	1	3	3.0	0	3
UNLV	0	0	0	0.0	0	0
at WYO	0	0	0	0.0	0	0
UNM	0	0	0	0.0	0	0
at UH	0	0	0	0.0	0	0
SJSU	0	0	0	0.0	0	0
at CSU	0	0	0	0.0	0	0
at BSU	0	0	0	0.0	0	0
vs. UNT	0	0	0	0.0	0	0

GAME-BY-GAME PUNT RETURNS

2019	Ret	Yds	Avg	TD	LG
at WF	0	0	0.0	0	0
SB	1	45	45.0	1	45
at SDSU	0	0	0.0	0	0
CSU	0	0	0.0	0	0
at LSU	0	0	0.0	0	0
NEV	0	0	0.0	0	0
at AFA	0	0	0.0	0	0
BYU	0	0	0.0	0	0
at FS	0	0	0.0	0	0
WYO	0	0	0.0	0	0
BSU	0	0	0.0	0	0
at UNM	0	0	0.0	0	0

2018	Ret	Yds	Avg	TD	LG
at MSU	0	0	0.0	0	0
NMSU	1	2	2.0	0	2
TTU	1	17	17.0	0	17
AFA	0	0	0.0	0	0
at BYU	0	0	0.0	0	0
UNLV	2	25	12.5	0	0
at WYO	0	0	0.0	0	0
UNM	0	0	0.0	0	0
at UH	0	0	0.0	0	0
SJSU	0	0	0.0	0	0
at CSU	2	11	5.5	0	9
at BSU	0	0	0.0	0	0
vs. UNT	0	0	0.0	0	0

GAME-BY-GAME KICKOFF RETURNS

2019	Ret	Yds	Avg	TD	LG
at WF	0	0	0.0	0	0
SB	0	0	0.0	0	0
at SDSU	0	0	0.0	0	0
CSU	0	0	0.0	0	0
at LSU	0	0	0.0	0	0
NEV	0	0	0.0	0	0
at AFA	0	0	0.0	0	0
BYU	0	0	0.0	0	0
at FS	0	0	0.0	0	0
WYO	0	0	0.0	0	0
BSU	0	0	0.0	0	0
at UNM	0	0	0.0	0	0

2018	Ret	Yds	Avg	TD	LG
at MSU	0	0	0.0	0	0
NMSU	0	0	0.0	0	0
TTU	1	20	20.0	0	20
AFA	0	0	0.0	0	0
at BYU	0	0	0.0	0	0
UNLV	0	0	0.0	0	0
at WYO	0	0	0.0	0	0
UNM	0	0	0.0	0	0
at UH	0	0	0.0	0	0
SJSU	0	0	0.0	0	0
at CSU	0	0	0.0	0	0
at BSU	0	0	0.0	0	0
vs. UNT	0	48	48.0	0	48





14 - ZAHODRI JACKSON
CB • 5-10 • 185 • SO-1L
 Sarasota, Fla.
 (Riverview HS)

CAREER STATS - DEFENSE

Year	G/GS	UA-AT-TT	TFL	Sack	INT	PB	FF	FR
2017	13/1	5-1-6	0.0-0	0.0-0	0-0	0	0	0
2019	1/1	1-3-4	0.0-0	0.0-0	0-0	1	0	0
TOTAL	14/2	6-4-10	0.0-0	0.0-0	0-0	1	0	0

CAREER HIGHS - DEFENSE

Tackles: 4, at Wake Forest (8/30/19)
 PBU: 1, at Wake Forest (8/30/19)

GAME-BY-GAME DEFENSE

2019	G/GS	U-A-T	TFL	Sack	INT	PB	QH	F/R
at WF	1/1	1-3-4	0.0-0	0.0-0	0	1	0	0/0
SB	0/0	0.0-0	0.0-0	0.0-0	0	0	0	0/0
at SDSU	0/0	0.0-0	0.0-0	0.0-0	0	0	0	0/0
CSU	0/0	0.0-0	0.0-0	0.0-0	0	0	0	0/0
at LSU	0/0	0.0-0	0.0-0	0.0-0	0	0	0	0/0
NEV	0/0	0.0-0	0.0-0	0.0-0	0	0	0	0/0
at AFA	0/0	0.0-0	0.0-0	0.0-0	0	0	0	0/0
BYU	0/0	0.0-0	0.0-0	0.0-0	0	0	0	0/0
at FS	0/0	0.0-0	0.0-0	0.0-0	0	0	0	0/0
WYO	0/0	0.0-0	0.0-0	0.0-0	0	0	0	0/0
BSU	0/0	0.0-0	0.0-0	0.0-0	0	0	0	0/0
at UNM	0/0	0.0-0	0.0-0	0.0-0	0	0	0	0/0

2018	G/GS	U-A-T	TFL	Sack	INT	PB	QH	F/R
at MSU	1/0	0-0-0	0.0-0	0.0-0	0	0	0	0/0
NMSU	1/0	1-0-1	0.0-0	0.0-0	0	0	0	0/0
TTU	1/0	1-0-1	0.0-0	0.0-0	0	0	0	0/0
AFA	1/0	0-0-0	0.0-0	0.0-0	0	0	0	0/0
at BYU	1/0	0-0-0	0.0-0	0.0-0	0	0	0	0/0
UNLV	1/0	0-0-0	0.0-0	0.0-0	0	0	0	0/0
at WYO	1/0	0-1-1	0.0-0	0.0-0	0	0	0	0/0
UNM	1/0	0-0-0	0.0-0	0.0-0	0	0	0	0/0
at UH	1/0	1-0-1	0.0-0	0.0-0	0	0	0	0/0
SJSU	1/0	0-0-0	0.0-0	0.0-0	0	0	0	0/0
at CSU	1/0	1-0-1	0.0-0	0.0-0	0	0	0	0/0
at BSU	1/0	1-0-1	0.0-0	0.0-0	0	0	0	0/0
vs. UNT	1/1	0-0-0	0.0-0	0.0-0	0	0	0	0/0



16 - JORDAN NATHAN
WR • 5-8 • 180 • JR-2L
 Monrovia, Calif.
 (Monrovia HS)

CAREER STATS - RECEIVING

Year	G/GS	Rec	Yds	Avg	TD	Long
2017	13/12	25	324	13.0	2	75
2018	12/6	28	297	10.6	3	42
2019	2/1	9	116	12.9	1	27
TOTAL	27/19	62	737	11.9	6	75

CAREER HIGHS - RECEIVING

Receptions: 6, two times
 Yards: 92, at UNLV (10/21/17)
 Receiving TDs: 1, six times
 Long Catch: 75, at UNLV (10/21/17)

CAREER STATS - RUSHING

Year	Rush	Yds	Avg	TD	Long
2017	7	30	4.3	0	19
2018	1	-2	-2.0	0	0
2019	0	0	0.0	0	0
TOTAL	8	28	3.5	0	19

CAREER HIGHS - RUSHING

Rushes: 3, at Wisconsin (9/1/17)
 Rushing Yards: 15, at Wisconsin (9/1/17)
 Long Rush: 19, at Wisconsin (9/1/17)

CAREER STATS - PUNT RETURNS

Year	Ret	Yds	Avg	TD	Long
2017	23	196	8.5	0	70
2018	20	166	8.3	1	59
2019	2	27	13.5	0	21
TOTAL	45	389	8.6	1	70

CAREER HIGHS - PUNT RETURNS

Returns: 6, vs. New Mexico State (12/29/17)
 Yards: 92, at UNLV (10/21/17)
 TD: 1, vs. Tennessee Tech (9/13/18)
 Long Return: 70, at UNLV (10/21/17)

CAREER STATS - KICKOFF RETURNS

Year	Ret	Yds	Avg	TD	LG
2018	1	5	5.0	0	5
2019	0	0	0.0	0	0
TOTAL	1	5	5.0	0	0

CAREER HIGHS - KICKOFF RETURNS

Returns: 1, vs. UNLV (10/13/18)
 Yards: 5, vs. UNLV (10/13/18)
 Long Return: 5, vs. UNLV (10/13/18)

GAME-BY-GAME RECEIVING

2019	G/GS	Rec	Yds	Avg	TD	LG
at WF	1/0	6	83	13.8	1	27
SB	1/1	3	33	11.0	0	26
at SDSU	0/0	0	0	0.0	0	0
CSU	0/0	0	0	0.0	0	0
at LSU	0/0	0	0	0.0	0	0
NEV	0/0	0	0	0.0	0	0
at AFA	0/0	0	0	0.0	0	0
BYU	0/0	0	0	0.0	0	0
at FS	0/0	0	0	0.0	0	0
WYO	0/0	0	0	0.0	0	0
at BSU	0/0	0	0	0.0	0	0
at UNM	0/0	0	0	0.0	0	0

2018	G/GS	Rec	Yds	Avg	TD	LG
at MSU	1/1	4	64	16.0	0	28
NMSU	1/1	2	17	8.5	0	15
TTU	1/1	3	30	10.0	0	12
AFA	1/1	2	23	11.5	0	15
at BYU	1/1	0	0	0.0	0	0
UNLV	1/0	2	19	9.5	1	24
at WYO	1/0	3	12	4.0	0	7
UNM	1/1	2	39	19.5	1	22
at UH	1/0	2	17	8.5	0	9
SJSU	1/0	3	47	15.7	1	42
at CSU	0/0	0	0	0.0	0	0
at BSU	1/0	3	17	5.7	0	11
vs. UNT	1/0	2	12	6.0	0	10

2017	G/GS	Rec	Yds	Avg	TD	LG
at WIS	1/1	3	23	7.7	0	15
ISU	1/1	6	63	10.5	1	19
at WF	1/1	2	13	6.5	0	8
at SJSU	1/1	5	34	6.8	0	21
BYU	1/1	0	0	0.0	0	0
CSU	1/1	0	10	10.0	0	0
WYO	1/1	0	0	0.0	0	0
at UNLV	1/1	3	92	30.7	1	75
BSU	1/1	2	45	22.5	0	34
at UNM	1/1	2	15	7.5	0	13
UH	1/1	1	14	14.0	0	14
at AFA	1/1	1	15	15.0	0	15
vs NMSU	0/0	0	0	0	0	0

GAME-BY-GAME RECEIVING

2019	Att	Yds	Avg	TD	LG
at WF	0	0	0	0	0
SB	0	0	0	0	0
at SDSU	0	0	0	0	0
CSU	0	0	0	0	0
at LSU	0	0	0	0	0
NEV	0	0	0	0	0

at AFA	0	0	0	0	0
BYU	0	0	0	0	0
at FS	0	0	0	0	0
WYO	0	0	0	0	0
BSU	0	0	0	0	0
at UNM	0	0	0	0	0

2018	Att	Yds	Avg	TD	LG
at MSU	0	0	0.0	0	0
NMSU	0	0	0.0	0	0
TTU	0	0	0.0	0	0
AFA	0	0	0.0	0	0
at BYU	0	0	0.0	0	0
UNLV	0	0	0.0	0	0
at WYO	0	0	0.0	0	0
UNM	0	0	0.0	0	0
at UH	0	0	0.0	0	0
SJSU	0	0	0.0	0	0
at CSU	0	0	0.0	0	0
at BSU	0	0	0.0	0	0
vs. UNT	1	-2	-2.0	0	0

2017	Att	Yds	Avg	TD	LG
at WIS	3	15	5.0	0	19
ISU	0	0	0.0	0	0
at WF	1	-2	-2.0	0	0
at SJSU	1	10	10.0	0	10
BYU	1	7	7.0	0	7
CSU	0	0	0.0	0	0
WYO	0	0	0.0	0	0
at UNLV	0	0	0.0	0	0
BSU	0	0	0.0	0	0
at UNM	0	0	0.0	0	0
UH	1	0	0.0	0	0
at AFA	0	0	0.0	0	0
vs NMSU	0	0	0.0	0	0

GAME-BY-GAME PUNT RETURNS

2019	Ret	Yds	Avg	TD	LG
at WF	0	0	0.0	0	0
SB	2	27	13.5	0	21
at SDSU	0	0	0.0	0	0
CSU	0	0	0.0	0	0
at LSU	0	0	0.0	0	0
NEV	0	0	0.0	0	0
at AFA	0	0	0.0	0	0
BYU	0	0	0.0	0	0
at FS	0	0	0.0	0	0
WYO	0	0	0.0	0	0
BSU	0	0	0.0	0	0
at UNM	0	0	0.0	0	0

2018	Ret	Yds	Avg	TD	LG
at MSU	1	13	13.0	0	13
NMSU	3	45	15.0	0	35
TTU	3	74	24.7	1	59
AFA	1	1	1.0	0	1
at BYU	0	0	0.0	0	0
UNLV	0	0	0.0	0	0
at WYO	0	0	0.0	0	0
UNM	2	4	2.0	0	2
at UH	1	2	2.0	0	2
SJSU	1	-8	-8.0	0	0
at CSU	0	0	0.0	0	0
at BSU	2	21	10.5	0	22
vs. UNT	1	0	0.0	0	0

2017	Ret	Yds	Avg	TD	LG
at WIS	0	0	0.0	0	0
ISU	3	40	13.3	0	20
at WF	1	20	20.0	0	20
at SJSU	0	0	0.0	0	0
BYU	2	1	0.5	0	2
CSU	2	10	5.0	0	7
WYO	1	10	10.0	0	10



at UNLV	2	92	46.0	0	70
BSU	3	-3	-1.0	0	7
at UNM	1	8	8.0	0	8
UH	2	2	1.0	0	6
at AFA	0	0	0.0	0	0
vs NMSU	6	16	0.4	0	5

GAME-BY-GAME KICKOFF RETURNS

2019	Ret	Yds	Avg	TD	LG
at WF	0	0	0.0	0	0
SB	0	0	0.0	0	0
at SDSU	0	0	0.0	0	0
CSU	0	0	0.0	0	0
at LSU	0	0	0.0	0	0
NEV	0	0	0.0	0	0
at AFA	0	0	0.0	0	0
BYU	0	0	0.0	0	0
at FS	0	0	0.0	0	0
WYO	0	0	0.0	0	0
BSU	0	0	0.0	0	0
at UNM	0	0	0.0	0	0

2018	Ret	Yds	Avg	TD	LG
at MSU	0	0	0.0	0	0
NMSU	0	0	0.0	0	0
TTU	0	0	0.0	0	0
AFA	0	0	0.0	0	0
at BYU	0	0	0.0	0	0
UNLV	1	5	5.0	0	5
at WYO	0	0	0.0	0	0
UNM	0	0	0.0	0	0
at UH	0	0	0.0	0	0
SJSU	0	0	0.0	0	0
at CSU	0	0	0.0	0	0
at BSU	0	0	0.0	0	0
vs. UNT	0	0	0.0	0	0



17 - TAYLOR COMPTON
WR • 5-8 • 175 • JR-1L
Logan, Utah
(Logan HS)

CAREER STATS - RECEIVING

Year	G/GS	Rec	Yds	Avg	TD	Long
2017	2/0	0	0	0.0	0	0
2018	13/0	8	58	7.2	0	11
2019	2/0	3	35	11.7	0	18
TOTAL	17/0	11	93	8.5	0	18

CAREER HIGHS - RECEIVING

Receptions: 3, vs. San José State (11/10/18)
Receiving Yards: 35, vs. Stony Brook (9/7/19)
Long Catch: 18, vs. Stony Brook (9/7/19)

GAME-BY-GAME RECEIVING

2019	G/GS	Rec	Yds	Avg	TD	LG
at WF	1/0	1	0	0.0	0	0
SB	1/0	2	35	17.5	0	18
at SDSU	0/0	0	0	0.0	0	0
CSU	0/0	0	0	0.0	0	0
at LSU	0/0	0	0	0.0	0	0
NEV	0/0	0	0	0.0	0	0
at AFA	0/0	0	0	0.0	0	0
BYU	0/0	0	0	0.0	0	0
at FS	0/0	0	0	0.0	0	0
WYO	0/0	0	0	0.0	0	0
at BSU	0/0	0	0	0.0	0	0
at UNM	0/0	0	0	0.0	0	0

2018	G/GS	Rec	Yds	Avg	TD	LG
at MSU	1/0	0	0	0.0	0	0
NMSU	1/0	0	0	0.0	0	0
TTU	1/0	0	0	0.0	0	0
AFA	1/0	1	10	10.0	0	10
at BYU	1/0	0	0	0.0	0	0
UNLV	1/0	1	5	5.0	0	5

at WYO	1/0	0	0	0.0	0	0
UNM	1/0	2	11	5.5	0	8
at UH	1/0	1	11	11.0	0	11
SJSU	1/0	3	21	7.0	0	11
at CSU	1/0	0	0	0.0	0	0
at BSU	1/0	0	0	0.0	0	0
vs. UNT	1/0	0	0	0.0	0	0

2017	G/GS	Rec	Yds	Avg	TD	LG
at WIS	0/0	0	0	0.0	0	0
ISU	1/0	0	0	0.0	0	0
at WF	0/0	0	0	0.0	0	0
at SJSU	0/0	0	0	0.0	0	0
BYU	0/0	0	0	0.0	0	0
CSU	0/0	0	0	0.0	0	0
WYO	1/0	0	0	0.0	0	0
at UNLV	0/0	0	0	0.0	0	0
BSU	0/0	0	0	0.0	0	0
at UNM	0/0	0	0	0.0	0	0
UH	0/0	0	0	0.0	0	0
at AFA	0/0	0	0	0.0	0	0
vs NMSU	0/0	0	0	0	0	0



18 - CAM LAMPKIN
CB • 5-9 • 170 • FR-HS
Mesquite, Texas
(Poteet HS)

CAREER STATS - DEFENSE

Year	G/GS	UA-AT-TT	TFL	Sack	INT	PB	FF	FR
2019	2/1	4-0-4	0.0-0	0.0-0	0-0	2	0	0

CAREER HIGHS - DEFENSE

Tackles: 2, two times
PBU: 1, two times

GAME-BY-GAME DEFENSE

2019	G/GS	U-A-T	TFL	Sack	INT	PB	QH	F/R
at WF	1/0	2-0-2	0.0-0	0.0-0	0	1	0	0/0
SB	1/1	2-0-2	0.0-0	0.0-0	0	1	0	0/0
at SDSU	0/0	0-0-0	0.0-0	0.0-0	0	0	0	0/0
CSU	0/0	0-0-0	0.0-0	0.0-0	0	0	0	0/0
at LSU	0/0	0-0-0	0.0-0	0.0-0	0	0	0	0/0
NEV	0/0	0-0-0	0.0-0	0.0-0	0	0	0	0/0
at AFA	0/0	0-0-0	0.0-0	0.0-0	0	0	0	0/0
BYU	0/0	0-0-0	0.0-0	0.0-0	0	0	0	0/0
at FS	0/0	0-0-0	0.0-0	0.0-0	0	0	0	0/0
WYO	0/0	0-0-0	0.0-0	0.0-0	0	0	0	0/0
BSU	0/0	0-0-0	0.0-0	0.0-0	0	0	0	0/0
at UNM	0/0	0-0-0	0.0-0	0.0-0	0	0	0	0/0



19 - SEAN CARTER
WR • 6-2 • 195 • JR-JC
Westlake Village, Calif.
(Westlake HS)
(Fullerton JC)

CAREER STATS - RECEIVING

Year	G/GS	Rec	Yds	Avg	TD	Long
2019	1/0	0	0	0.0	0	0

GAME-BY-GAME RECEIVING

2019	G/GS	Rec	Yds	Avg	TD	LG
at WF	0/0	0	0	0.0	0	0
SB	1/0	0	0	0.0	0	0
at SDSU	0/0	0	0	0.0	0	0
CSU	0/0	0	0	0.0	0	0
at LSU	0/0	0	0	0.0	0	0
NEV	0/0	0	0	0.0	0	0
at AFA	0/0	0	0	0.0	0	0
BYU	0/0	0	0	0.0	0	0
at FS	0/0	0	0	0.0	0	0
WYO	0/0	0	0	0.0	0	0
at BSU	0/0	0	0	0.0	0	0
at UNM	0/0	0	0	0.0	0	0



20 - JAYLEN WARREN
RB • 5-8 • 215 • JR-JC
Salt Lake City, Utah
(East HS)
(Snow College)

CAREER STATS - RUSHING

Year	G/GS	Rush	Yds	Avg	TD	Long
2019	2/0	28	246	8.8	3	59

CAREER HIGHS - RUSHING

Rushes: 19, at Wake Forest (8/30/19)
Rushing Yards: 141, at Wake Forest (8/30/19)
TDs: 2, vs. Stony Brook (9/7/19)
Long Rush: 59, at Wake Forest (8/30/19)

CAREER STATS - RECEIVING

Year	Rec	Yds	Avg	TD	Long
2019	3	28	9.3	0	25

CAREER HIGHS - RECEIVING

Receptions: 2, vs. Stony Brook (9/7/19)
Yards: 27, vs. Stony Brook (9/7/19)
Long Catch: 25, vs. Stony Brook (9/7/19)

GAME-BY-GAME RUSHING

2019	G/GS	Att	Yds	Avg	TD	LG
at WF	1/0	19	141	7.4	1	59
SB	1/0	9	105	11.7	2	54
at SDSU	0/0	0	0	0	0	0
CSU	0/0	0	0	0	0	0
at LSU	0/0	0	0	0	0	0
NEV	0/0	0	0	0	0	0
at AFA	0/0	0	0	0	0	0
BYU	0/0	0	0	0	0	0
at FS	0/0	0	0	0	0	0
WYO	0/0	0	0	0	0	0
BSU	0/0	0	0	0	0	0
at UNM	0/0	0	0	0	0	0

GAME-BY-GAME RECEIVING

2019	Rec	Yds	Avg	TD	LG
at WF	1	1	1.0	0	1
SB	2	27	13.5	0	25
at SDSU	0	0	0.0	0	0
CSU	0	0	0.0	0	0
at LSU	0	0	0.0	0	0
NEV	0	0	0.0	0	0
at AFA	0	0	0.0	0	0
BYU	0	0	0.0	0	0
at FS	0	0	0.0	0	0
WYO	0	0	0.0	0	0
BSU	0	0	0.0	0	0
at UNM	0	0	0.0	0	0



21 - ANDRE GRAYSON
CB • 5-8 • 175 • SO-1L
Rancho Cucamonga, Calif.
(Etiwanda HS)

CAREER STATS - DEFENSE

Year	G/GS	UA-AT-TT	TFL	Sack	INT	PB	FF	FR
2018	12/0	1-3-4	0.0-0	0.0-0	0-0	2	0	0
2019	2/1	2-1-3	0.0-0	0.0-0	1-0	2	0	0
TOTAL	14/1	3-4-7	0.0-0	0.0-0	1-0	4	0	0

CAREER HIGHS - DEFENSE

Tackles: 3, vs. Stony Brook (9/7/19)
INT: 1, vs. Stony Brook (9/7/19)
PBU: 2, at Hawai'i (11/3/18)

GAME-BY-GAME DEFENSE

2019	G/GS	U-A-T	TFL	Sack	INT	PB	QH	F/R
at WF	1/1	1-0-1	0.0-0	0.0-0	0	1	0	0/0
SB	1/0	2-1-3	0.0-0	0.0-0	1	1	0	0/0
at SDSU	0/0	0-0-0	0.0-0	0.0-0	0	0	0	0/0
CSU	0/0	0-0-0	0.0-0	0.0-0	0	0	0	0/0



at LSU	0/0	0-0-0	0.0-0	0.0-0	0	0	0	0/0
NEV	0/0	0-0-0	0.0-0	0.0-0	0	0	0	0/0
at AFA	0/0	0-0-0	0.0-0	0.0-0	0	0	0	0/0
BYU	0/0	0-0-0	0.0-0	0.0-0	0	0	0	0/0
at FS	0/0	0-0-0	0.0-0	0.0-0	0	0	0	0/0
WYO	0/0	0-0-0	0.0-0	0.0-0	0	0	0	0/0
BSU	0/0	0-0-0	0.0-0	0.0-0	0	0	0	0/0
at UNM	0/0	0-0-0	0.0-0	0.0-0	0	0	0	0/0

2018	G/GS	U-A-T	TFL	Sack	INT	PB	QH	F/R
at MSU	0/0	0-0-0	0.0-0	0.0-0	0	0	0	0/0
NMSU	1/0	0-1-1	0.0-0	0.0-0	0	0	0	0/0
TTU	1/0	0-1-1	0.0-0	0.0-0	0	0	0	0/0
AFA	1/0	0-0-0	0.0-0	0.0-0	0	0	0	0/0
at BYU	1/0	0-0-0	0.0-0	0.0-0	0	0	0	0/0
UNLV	1/0	0-1-1	0.0-0	0.0-0	0	0	0	0/0
at WYO	1/0	0-0-0	0.0-0	0.0-0	0	0	0	0/0
UNM	1/0	1-0-1	0.0-0	0.0-0	0	0	0	0/0
at UH	1/0	0-0-0	0.0-0	0.0-0	0	2	0	0/0
SJSU	1/0	0-0-0	0.0-0	0.0-0	0	0	0	0/0
at CSU	1/0	0-0-0	0.0-0	0.0-0	0	0	0	0/0
at BSU	1/0	0-0-0	0.0-0	0.0-0	0	0	0	0/0
vs. UNT	1/0	0-0-0	0.0-0	0.0-0	0	0	0	0/0



22 - MICHAEL ANYANWU
CB • 5-9 • 180 • FR-RS
 Covina, Calif.
 (Charter Oak HS)

CAREER STATS - DEFENSE

Year	G/GS	UA-AT-TT	TFL	Sack	INT	PB	FF	FR
2019	2/0	0-0-0	0.0-0	0.0-0	0-0	0	0	0

GAME-BY-GAME DEFENSE

2019	G/GS	U-A-T	TFL	Sack	INT	PB	QH	F/R
at WF	1/0	0-0-0	0.0-0	0.0-0	0	0	0	0/0
SB	1/0	0-0-0	0.0-0	0.0-0	0	0	0	0/0
at SDSU	0/0	0-0-0	0.0-0	0.0-0	0	0	0	0/0
CSU	0/0	0-0-0	0.0-0	0.0-0	0	0	0	0/0
at LSU	0/0	0-0-0	0.0-0	0.0-0	0	0	0	0/0
NEV	0/0	0-0-0	0.0-0	0.0-0	0	0	0	0/0
at AFA	0/0	0-0-0	0.0-0	0.0-0	0	0	0	0/0
BYU	0/0	0-0-0	0.0-0	0.0-0	0	0	0	0/0
at FS	0/0	0-0-0	0.0-0	0.0-0	0	0	0	0/0
WYO	0/0	0-0-0	0.0-0	0.0-0	0	0	0	0/0
BSU	0/0	0-0-0	0.0-0	0.0-0	0	0	0	0/0
at UNM	0/0	0-0-0	0.0-0	0.0-0	0	0	0	0/0



23 - DOMINIC TATUM
CB • 6-2 • 180 • FR-HS
 Culver City, Calif.
 (Culver City HS)

CAREER STATS - DEFENSE

Year	G/GS	UA-AT-TT	TFL	Sack	INT	PB	FF	FR
2019	1/0	2-0-2	0.0-0	0.0-0	0-0	1	0	0

CAREER HIGHS - DEFENSE

Tackles: 2, vs. Stony Brook (9/7/19)
 PBU: 1, vs. Stony Brook (9/7/19)

GAME-BY-GAME DEFENSE

2019	G/GS	U-A-T	TFL	Sack	INT	PB	QH	F/R
at WF	0/0	0-0-0	0.0-0	0.0-0	0	0	0	0/0
SB	1/0	2-0-2	0.0-0	0.0-0	0	0	0	0/0
at SDSU	0/0	0-0-0	0.0-0	0.0-0	0	0	0	0/0
CSU	0/0	0-0-0	0.0-0	0.0-0	0	0	0	0/0
at LSU	0/0	0-0-0	0.0-0	0.0-0	0	0	0	0/0
NEV	0/0	0-0-0	0.0-0	0.0-0	0	0	0	0/0
at AFA	0/0	0-0-0	0.0-0	0.0-0	0	0	0	0/0
BYU	0/0	0-0-0	0.0-0	0.0-0	0	0	0	0/0
at FS	0/0	0-0-0	0.0-0	0.0-0	0	0	0	0/0
WYO	0/0	0-0-0	0.0-0	0.0-0	0	0	0	0/0
BSU	0/0	0-0-0	0.0-0	0.0-0	0	0	0	0/0
at UNM	0/0	0-0-0	0.0-0	0.0-0	0	0	0	0/0



24 - DALTON BAKER
DE • 6-5 • 245 • SR-3L
 Payson, Utah
 (Payson HS)

CAREER STATS - DEFENSE

Year	G/GS	UA-AT-TT	TFL	Sack	INT	PB	FF	FR
2016	8/0	0-0-0	0.0-0	0.0-0	0-0	0	0	0
2017	13/4	10-20-30	1.0-3	0.0-0	0-0	0	0	0
2018	13/1	7-20-27	1.0-2	0.0-0	0-0	0	1	0
2019	2/0	0-3-3	0.5-1	0.0-0	0-0	1	0	0
TOTAL	36/5	17-43-60	2.5-6	0.0-0	0-0	1	1	0

CAREER HIGHS - DEFENSE

Tackles: 8, vs. Air Force (9/22/18)
 TFL: 1.0, two times
 PBU: 1, vs. Stony Brook (9/7/19)
 FF: 1, vs. Tennessee Tech (9/13/18)
 QBH: 1, five times

GAME-BY-GAME DEFENSE

2019	G/GS	U-A-T	TFL	Sack	INT	PB	QH	F/R
at WF	1/0	0-2-2	0.5-1	0.0-0	0	0	0	0/0
SB	1/0	0-1-1	0.0-0	0.0-0	0	1	1	0/0
at SDSU	0/0	0-0-0	0.0-0	0.0-0	0	0	0	0/0
CSU	0/0	0-0-0	0.0-0	0.0-0	0	0	0	0/0
at LSU	0/0	0-0-0	0.0-0	0.0-0	0	0	0	0/0
NEV	0/0	0-0-0	0.0-0	0.0-0	0	0	0	0/0
at AFA	0/0	0-0-0	0.0-0	0.0-0	0	0	0	0/0
BYU	0/0	0-0-0	0.0-0	0.0-0	0	0	0	0/0
at FS	0/0	0-0-0	0.0-0	0.0-0	0	0	0	0/0
WYO	0/0	0-0-0	0.0-0	0.0-0	0	0	0	0/0
BSU	0/0	0-0-0	0.0-0	0.0-0	0	0	0	0/0
at UNM	0/0	0-0-0	0.0-0	0.0-0	0	0	0	0/0
2018	G/GS	U-A-T	TFL	Sack	INT	PB	QH	F/R
at MSU	1/0	1-2-3	0.0-0	0.0-0	0	0	0	0/0
NMSU	1/0	0-1-1	0.0-0	0.0-0	0	0	0	0/0
TTU	1/0	1-2-3	0.0-0	0.0-0	0	0	0	1/0
AFA	1/1	2-6-8	1.0-2	0.0-0	0	0	1	0/0
at BYU	1/0	1-0-1	0.0-0	0.0-0	0	0	0	0/0
UNLV	1/0	0-3-3	0.0-0	0.0-0	0	0	0	0/0
at WYO	1/0	1-1-2	0.0-0	0.0-0	0	0	0	0/0
UNM	1/0	0-0-0	0.0-0	0.0-0	0	0	1	0/0
at UH	1/0	0-1-1	0.0-0	0.0-0	0	0	0	0/0
SJSU	1/0	0-1-1	0.0-0	0.0-0	0	0	0	0/0
at CSU	1/0	0-1-1	0.0-0	0.0-0	0	0	1	0/0
at BSU	1/0	1-1-2	0.0-0	0.0-0	0	0	0	0/0
vs. UNT	1/0	0-1-1	0.0-0	0.0-0	0	0	0	0/0
2017	G/GS	U-A-T	TFL	Sack	INT	PB	QH	F/R
at WIS	1/0	1-2-3	0.0-0	0.0-0	0	0	0	0/0
ISU	1/1	0-3-3	0.0-0	0.0-0	0	0	1	0/0
at WF	1/0	1-1-2	0.0-0	0.0-0	0	0	0	0/0
at SJSU	1/0	1-1-2	0.0-0	0.0-0	0	0	0	0/0
BYU	1/0	0-1-1	0.0-0	0.0-0	0	0	0	0/0
CSU	1/0	1-6-7	0.0-0	0.0-0	0	0	0	0/0
WYO	1/1	0-0-0	0.0-0	0.0-0	0	0	0	0/0
at UNLV	1/1	0-0-0	0.0-0	0.0-0	0	0	0	0/0
BSU	1/1	1-0-1	0.0-0	0.0-0	0	0	0	0/0
at UNM	1/0	2-4-6	0.0-0	0.0-0	0	0	0	0/0
UH	1/0	1-0-1	0.0-0	0.0-0	0	0	0	0/0
at AFA	1/0	1-0-1	0.0-0	0.0-0	0	0	0	0/0
vs NMSU	1/0	0-0-0	0.0-0	0.0-0	0	0	0	0/0
2016	G/GS	U-A-T	TFL	Sack	INT	PD	QH	F/R
WSU	1/0	0-0-0	0.0-0	0.0-0	0	0	0	0/0
at USC	1/0	0-0-0	0.0-0	0.0-0	0	0	0	0/0
ASU	1/0	0-0-0	0.0-0	0.0-0	0	0	0	0/0
AFA	1/0	0-0-0	0.0-0	0.0-0	0	0	0	0/0
at BSU	1/0	0-0-0	0.0-0	0.0-0	0	0	0	0/0
at CSU	0/0	0-0-0	0.0-0	0.0-0	0	0	0	0/0
FS	0/0	0-0-0	0.0-0	0.0-0	0	0	0	0/0
SDSU	0/0	0-0-0	0.0-0	0.0-0	0	0	0	0/0
at WYO	0/0	0-0-0	0.0-0	0.0-0	0	0	0	0/0
UNM	1/0	0-0-0	0.0-0	0.0-0	0	0	0	0/0
at NEV	1/0	0-0-0	0.0-0	0.0-0	0	0	0	0/0
at BYU	1/0	0-0-0	0.0-0	0.0-0	0	0	0	0/0



25 - JARROD GREEN
CB • 5-11 • 180 • SO-1L
 Elk Grove, Calif.
 (Cosumnes Oaks HS)

CAREER STATS - DEFENSE

Year	G/GS	UA-AT-TT	TFL	Sack	INT	PB	FF	FR
2018	11/0	1-3-4	0.0-0	0.0-0	0-0	0	0	0
2019	2/0	1-0-1	0.0-0	0.0-0	0-0	0	0	0
TOTAL	13/0	2-3-5	0.0-0	0.0-0	0-0	0	0	0

CAREER HIGHS - DEFENSE

Tackles: 2, vs. New Mexico State (9/8/18)

GAME-BY-GAME DEFENSE

2019	G/GS	U-A-T	TFL	Sack	INT	PB	QH	F/R
at WF	1/0	1-0-1	0.0-0	0.0-0	0	0	0	0/0
SB	1/0	0-0-0	0.0-0	0.0-0	0	0	0	0/0
at SDSU	0/0	0-0-0	0.0-0	0.0-0	0	0	0	0/0
CSU	0/0	0-0-0	0.0-0	0.0-0	0	0	0	0/0
at LSU	0/0	0-0-0	0.0-0	0.0-0	0	0	0	0/0
NEV	0/0	0-0-0	0.0-0	0.0-0	0	0	0	0/0
at AFA	0/0	0-0-0	0.0-0	0.0-0	0	0	0	0/0
BYU	0/0	0-0-0	0.0-0	0.0-0	0	0	0	0/0
at FS	0/0	0-0-0	0.0-0	0.0-0	0	0	0	0/0
WYO	0/0	0-0-0	0.0-0	0.0-0	0	0	0	0/0
BSU	0/0	0-0-0	0.0-0	0.0-0	0	0	0	0/0
at UNM	0/0	0-0-0	0.0-0	0.0-0	0	0	0	0/0
2018	G/GS	U-A-T	TFL	Sack	INT	PB	QH	F/R
at MSU	1/0	0-0-0	0.0-0	0.0-0	0	1	0	0/0
NMSU	1/0	0-2-2	0.0-0	0.0-0	0	0	0	0/0
TTU	1/0	0-1-1	0.0-0	0.0-0	0	0	0	0/0
AFA								



at SDSU	0	0	0.0	0	0
CSU	0	0	0.0	0	0
at LSU	0	0	0.0	0	0
NEV	0	0	0.0	0	0
at AFA	0	0	0.0	0	0
BYU	0	0	0.0	0	0
at FS	0	0	0.0	0	0
WYO	0	0	0.0	0	0
BSU	0	0	0.0	0	0
at UNM	0	0	0.0	0	0

CAREER STATS - DEFENSE

Year	G/GS	UA-AT-TT	TFL	Sack	INT	PB	FF	FR
2018	13/0	10-6-16	1.0-7	1.0-7	0-0	0	1	0
2019	2/0	1-0-1	0.0-0	0.0-0	0-0	0	0	0
TOTAL	25/0	11-6-17	1.0-7	1.0-7	0-0	0	1	0

CAREER HIGHS - DEFENSE

Tackles: 6, vs. Tennessee Tech (9/13/18)
 Sacks: 1.0, vs. Tennessee Tech (9/13/18)
 TFL: 1.0, vs. Tennessee Tech (9/13/18)
 FF: 1, vs. New Mexico (10/27/18)

GAME-BY-GAME DEFENSE

2019	G/GS	U-A-T	TFL	Sack	INT	PB	QH	F/R
at WF	1/0	0-0-0	0.0-0	0.0-0	0	0	0	0/0
SB	1/0	1-0-1	0.0-0	0.0-0	0	0	0	0/0
at SDSU	0/0	0-0-0	0.0-0	0.0-0	0	0	0	0/0
CSU	0/0	0-0-0	0.0-0	0.0-0	0	0	0	0/0
at LSU	0/0	0-0-0	0.0-0	0.0-0	0	0	0	0/0
NEV	0/0	0-0-0	0.0-0	0.0-0	0	0	0	0/0
at AFA	0/0	0-0-0	0.0-0	0.0-0	0	0	0	0/0
BYU	0/0	0-0-0	0.0-0	0.0-0	0	0	0	0/0
at FS	0/0	0-0-0	0.0-0	0.0-0	0	0	0	0/0
WYO	0/0	0-0-0	0.0-0	0.0-0	0	0	0	0/0
BSU	0/0	0-0-0	0.0-0	0.0-0	0	0	0	0/0
at UNM	0/0	0-0-0	0.0-0	0.0-0	0	0	0	0/0

2018	G/GS	U-A-T	TFL	Sack	INT	PB	QH	F/R
at MSU	1/0	0-0-0	0.0-0	0.0-0	0	0	0	0/0
NMSU	1/0	0-0-0	0.0-0	0.0-0	0	0	0	0/0
TTU	1/0	2-4-6	1.0-7	1.0-7	0	0	0	0/0
AFA	1/0	1-0-1	0.0-0	0.0-0	0	0	0	0/0
at BYU	1/0	2-0-2	0.0-0	0.0-0	0	0	0	0/0
UNLV	1/0	1-0-1	0.0-0	0.0-0	0	0	0	0/0
at WYO	1/0	0-0-0	0.0-0	0.0-0	0	0	0	0/0
UNM	1/0	1-1-2	0.0-0	0.0-0	0	0	0	1/0
at UH	1/0	1-1-2	0.0-0	0.0-0	0	0	0	0/0
SJSU	1/0	1-0-1	0.0-0	0.0-0	0	0	0	0/0
at CSU	1/0	1-0-1	0.0-0	0.0-0	0	0	0	0/0
at BSU	1/0	0-0-0	0.0-0	0.0-0	0	0	0	0/0
vs. UNT	1/0	0-0-0	0.0-0	0.0-0	0	0	0	0/0



27 - ENOCH NAWAHINE
 RB • 6-1 • 195 • FR-HS
 Kahuku, Hawaii
 (Kahuku HS)

CAREER STATS - RUSHING

Year	G/GS	Rush	Yds	Avg	TD	Long
2019	1/0	8	24	3.0	0	7

CAREER HIGHS - RUSHING

Rushes: 8, vs. Stony Brook (9/7/19)
 Rushing Yards: 24, vs. Stony Brook (9/7/19)
 Long Rush: 7, vs. Stony Brook (9/7/19)

CAREER STATS - RECEIVING

Year	Rec	Yds	Avg	TD	Long
2019	0	0	0.0	0	0

GAME-BY-GAME RUSHING

2019	G/GS	Att	Yds	Avg	TD	LG
at WF	0/0	0	0	0	0	0
SB	1/0	8	24	3.0	0	7
at SDSU	0/0	0	0	0	0	0
CSU	0/0	0	0	0	0	0

at LSU	0/0	0	0	0	0	0
NEV	0/0	0	0	0	0	0
at AFA	0/0	0	0	0	0	0
BYU	0/0	0	0	0	0	0
at FS	0/0	0	0	0	0	0
WYO	0/0	0	0	0	0	0
BSU	0/0	0	0	0	0	0
at UNM	0/0	0	0	0	0	0

GAME-BY-GAME RECEIVING

2019	Rec	Yds	Avg	TD	LG
at WF	0	0	0.0	0	0
SB	0	0	0.0	0	0
at SDSU	0	0	0.0	0	0
CSU	0	0	0.0	0	0
at LSU	0	0	0.0	0	0
NEV	0	0	0.0	0	0
at AFA	0	0	0.0	0	0
BYU	0	0	0.0	0	0
at FS	0	0	0.0	0	0
WYO	0	0	0.0	0	0
BSU	0	0	0.0	0	0
at UNM	0	0	0.0	0	0



33 - KEVIN MEITZENHEIMER
 LB • 6-0 • 230 • JR-2L
 Moreno Valley, Calif.
 (Moreno Valley HS)

CAREER STATS - DEFENSE

Year	G/GS	UA-AT-TT	TFL	Sack	INT	PB	FF	FR
2017	10/0	8-11-19	0.0-0	0.0-0	0-0	0	0	0
2018	9/0	8-5-13	2.0-3	0.0-0	1-0	0	0	0
2019	2/2	8-4-12	0.0-0	0.0-0	0-0	1	0	0
TOTAL	21/2	24-20-44	2.0-3	0.0-0	1-0	1	0	0

CAREER HIGHS - DEFENSE

Tackles: 9, at Wake Forest (8/30/19)
 TFL: 1.0, two times
 INT: 1, vs. New Mexico (10/27/18)
 PB: 1, vs. Stony Brook (9/7/19)
 QBH: 1, vs. UNLV (10/13/18)

GAME-BY-GAME DEFENSE

2019	G/GS	U-A-T	TFL	Sack	INT	PB	QH	F/R
at WF	1/1	7-2-9	0.0-0	0.0-0	0	0	0	0/0
SB	1/1	1-2-3	0.0-0	0.0-0	0	1	0	0/0
at SDSU	0/0	0-0-0	0.0-0	0.0-0	0	0	0	0/0
CSU	0/0	0-0-0	0.0-0	0.0-0	0	0	0	0/0
at LSU	0/0	0-0-0	0.0-0	0.0-0	0	0	0	0/0
NEV	0/0	0-0-0	0.0-0	0.0-0	0	0	0	0/0
at AFA	0/0	0-0-0	0.0-0	0.0-0	0	0	0	0/0
BYU	0/0	0-0-0	0.0-0	0.0-0	0	0	0	0/0
at FS	0/0	0-0-0	0.0-0	0.0-0	0	0	0	0/0
WYO	0/0	0-0-0	0.0-0	0.0-0	0	0	0	0/0
BSU	0/0	0-0-0	0.0-0	0.0-0	0	0	0	0/0
at UNM	0/0	0-0-0	0.0-0	0.0-0	0	0	0	0/0

2018	G/GS	U-A-T	TFL	Sack	INT	PB	QH	F/R
at MSU	0/0	0-0-0	0.0-0	0.0-0	0	0	0	0/0
NMSU	0/0	0-0-0	0.0-0	0.0-0	0	0	0	0/0
TTU	0/0	0-0-0	0.0-0	0.0-0	0	0	0	0/0
AFA	0/0	0-0-0	0.0-0	0.0-0	0	0	0	0/0
at BYU	1/0	1-0-1	0.0-0	0.0-0	0	0	0	0/0
UNLV	1/0	0-1-1	0.0-0	0.0-0	0	0	1	0/0
at WYO	1/0	1-0-1	0.0-0	0.0-0	0	0	0	0/0
UNM	1/0	1-1-2	0.0-0	0.0-0	1	0	0	0/0
at UH	1/0	0-1-1	0.0-0	0.0-0	0	0	0	0/0
SJSU	1/0	4-0-4	1.0-1	0.0-0	0	0	0	0/0
at CSU	1/0	0-0-0	0.0-0	0.0-0	0	0	0	0/0
at BSU	1/0	0-0-0	0.0-0	0.0-0	0	0	0	0/0
vs. UNT	1/0	1-2-3	1.0-2	0.0-0	0	0	0	0/0

2017	G/GS	U-A-T	TFL	Sack	INT	PB	QH	F/R
at WIS	1/0	0-0-0	0.0-0	0.0-0	0	0	0	0/0
ISU	1/0	0-0-0	0.0-0	0.0-0	0	0	0	0/0

at WF	0/0	0-0-0	0.0-0	0.0-0	0	0	0	0/0
at SJSU	0/0	0-0-0	0.0-0	0.0-0	0	0	0	0/0
BYU	0/0	0-0-0	0.0-0	0.0-0	0	0	0	0/0
CSU	1/0	0-0-0	0.0-0	0.0-0	0	0	0	0/0
WYO	1/0	0-0-0	0.0-0	0.0-0	0	0	0	0/0
at UNLV	1/0	0-1-1	0.0-0	0.0-0	0	0	0	0/0
BSU	1/0	0-3-3	0.0-0	0.0-0	0	0	0	0/0
at UNM	1/0	5-2-7	0.0-0	0.0-0	0	0	0	0/0
UH	1/0	0-4-4	0.0-0	0.0-0	0	0	0	0/0
at AFA	1/0	2-1-3	0.0-0	0.0-0	0	0	0	0/0
vs NMSU	1/0	1-0-1	0.0-0	0.0-0	0	0	0	0/0



34 - RILEY BURT
 RB • 6-1 • 215 • GR-TR
 Mantua, Utah
 (Box Elder HS)
 (BYU)

CAREER STATS - RUSHING

Year	G/GS	Rush	Yds	Avg	TD	Long
2019	1/0	6	15	2.5	0	8

CAREER HIGHS - RUSHING

Rushes: 6, vs. Stony Brook (9/7/19)
 Rushing Yards: 15, vs. Stony Brook (9/7/19)
 Long Rush: 8, vs. Stony Brook (9/7/19)

CAREER STATS - RECEIVING

Year	Rec	Yds	Avg	TD	Long
2019	1	11	11.0	0	11

CAREER HIGHS - RECEIVING

Receptions: 1, vs. Stony Brook (9/7/19)
 Yards: 11, vs. Stony Brook (9/7/19)
 Long Catch: 11, vs. Stony Brook (9/7/19)

GAME-BY-GAME RUSHING

2019	G	Att	Yds	Avg	TD	LG
at WF	0/0	0	0	0	0	0
SB	1/0	6	15	2.5	0	8
at SDSU	0/0	0	0	0	0	0
CSU	0/0	0	0	0	0	0
at LSU	0/0	0	0	0	0	0
NEV	0/0	0	0	0	0	0
at AFA	0/0	0	0	0	0	0
BYU	0/0	0	0	0	0	0
at FS	0/0	0	0	0	0	0
WYO	0/0	0	0	0	0	0
BSU	0/0	0	0	0	0	0
at UNM	0/0	0	0	0	0	0

GAME-BY-GAME RECEIVING

2019	Rec	Yds	Avg	TD	LG
at WF	0	0	0.0	0	0
SB	1	11	11.0	0	11
at SDSU	0	0	0.0	0	0
CSU	0	0	0.0	0	0
at LSU	0	0	0.0	0	0
NEV	0	0	0.0	0	0
at AFA	0	0	0.0	0	0
BYU	0	0	0.0	0	0
at FS	0	0	0.0	0	0
WYO	0	0	0.0	0	0
BSU	0	0	0.0	0	0
at UNM	0	0	0.0	0	0



34 - DANIEL LANGI
 DE • 6-0 • 230 • SO-SQ
 South Jordan, Utah
 (Bingham HS)

CAREER STATS - DEFENSE

Year	G/GS	UA-AT-TT	TFL	Sack	INT	PB	FF	FR
2018	1/0	0-2-2	0.5-5	0.0-0	0-0	0	0	0
2019	0/0	0-0-0	0.0-0	0.0-0	0-0	0	0	0
TOTAL	1/0	0-2-2	0.5-5	0.0-0	0-0	0	0	0

CAREER HIGHS - DEFENSE

Tackles: 2, vs. Tennessee Tech (9/13/18)
TFLs: 0.5, vs. Tennessee Tech (9/13/18)

GAME-BY-GAME DEFENSE

2019	G/GS	U-A-T	TFL	Sack	INT	PB	QH	F/R
at WF	0/0	0-0-0	0.0-0	0.0-0	0	0	0	0/0
SB	0/0	0-0-0	0.0-0	0.0-0	0	0	0	0/0
at SDSU	0/0	0-0-0	0.0-0	0.0-0	0	0	0	0/0
CSU	0/0	0-0-0	0.0-0	0.0-0	0	0	0	0/0
at LSU	0/0	0-0-0	0.0-0	0.0-0	0	0	0	0/0
NEV	0/0	0-0-0	0.0-0	0.0-0	0	0	0	0/0
at AFA	0/0	0-0-0	0.0-0	0.0-0	0	0	0	0/0
BYU	0/0	0-0-0	0.0-0	0.0-0	0	0	0	0/0
at FS	0/0	0-0-0	0.0-0	0.0-0	0	0	0	0/0
WYO	0/0	0-0-0	0.0-0	0.0-0	0	0	0	0/0
BSU	0/0	0-0-0	0.0-0	0.0-0	0	0	0	0/0
at UNM	0/0	0-0-0	0.0-0	0.0-0	0	0	0	0/0

2018	G/GS	U-A-T	TFL	Sack	INT	PB	QH	F/R
at MSU	0/0	0-0-0	0.0-0	0.0-0	0	0	0	0/0
NMSU	0/0	0-0-0	0.0-0	0.0-0	0	0	0	0/0
TTU	1/0	0-2-2	0.5-5	0.0-0	0	0	0	0/0
AFA	0/0	0-0-0	0.0-0	0.0-0	0	0	0	0/0
at BYU	0/0	0-0-0	0.0-0	0.0-0	0	0	0	0/0
UNLV	0/0	0-0-0	0.0-0	0.0-0	0	0	0	0/0
at WYO	0/0	0-0-0	0.0-0	0.0-0	0	0	0	0/0
UNM	0/0	0-0-0	0.0-0	0.0-0	0	0	0	0/0
at UH	0/0	0-0-0	0.0-0	0.0-0	0	0	0	0/0
SJSU	0/0	0-0-0	0.0-0	0.0-0	0	0	0	0/0
at CSU	0/0	0-0-0	0.0-0	0.0-0	0	0	0	0/0
at BSU	0/0	0-0-0	0.0-0	0.0-0	0	0	0	0/0
vs. UNT	0/0	0-0-0	0.0-0	0.0-0	0	0	0	0/0



37 - SAM LOCKETT

S • 6-0 • 190 • FR-RS
Spokane, Wash.
(Gonzaga Prep)

CAREER STATS - DEFENSE

Year	G/GS	UA-AT-TT	TFL	Sack	INT	PB	FF	FR
2019	2/0	0-1-1	0.0-0	0.0-0	0-0	0	0	0

CAREER HIGHS - DEFENSE

Tackles: 1, vs. Stony Brook (9/7/19)

GAME-BY-GAME DEFENSE

2019	G/GS	U-A-T	TFL	Sack	INT	PB	QH	F/R
at WF	1/0	0-0-0	0.0-0	0.0-0	0	0	0	0/0
SB	1/0	0-1-1	0.0-0	0.0-0	0	0	0	0/0
at SDSU	0/0	0-0-0	0.0-0	0.0-0	0	0	0	0/0
CSU	0/0	0-0-0	0.0-0	0.0-0	0	0	0	0/0
at LSU	0/0	0-0-0	0.0-0	0.0-0	0	0	0	0/0
NEV	0/0	0-0-0	0.0-0	0.0-0	0	0	0	0/0
at AFA	0/0	0-0-0	0.0-0	0.0-0	0	0	0	0/0
BYU	0/0	0-0-0	0.0-0	0.0-0	0	0	0	0/0
at FS	0/0	0-0-0	0.0-0	0.0-0	0	0	0	0/0
WYO	0/0	0-0-0	0.0-0	0.0-0	0	0	0	0/0
BSU	0/0	0-0-0	0.0-0	0.0-0	0	0	0	0/0
at UNM	0/0	0-0-0	0.0-0	0.0-0	0	0	0	0/0



38 - ERIC MUNOZ

LB • 6-0 • 230 • JR-RS
Belvidere, Ill.
(Belvidere HS)
(San Diego Mesa CC)

CAREER STATS - DEFENSE

Year	G/GS	UA-AT-TT	TFL	Sack	INT	PB	FF	FR
2018	4/0	1-5-6	0.5-0	0.0-0	0-0	0	0	0
2019	2/0	0-0-0	0.0-0	0.0-0	0-0	0	0	0
TOTAL	6/0	1-5-6	0.5-0	0.0-0	0-0	0	0	0

CAREER HIGHS - DEFENSE

Tackles: 5, vs. Tennessee Tech (9/13/18)
TFLs: 0.5, vs. Tennessee Tech (9/13/18)

GAME-BY-GAME DEFENSE

2019	G/GS	U-A-T	TFL	Sack	INT	PB	QH	F/R
at WF	1/0	0-0-0	0.0-0	0.0-0	0	0	0	0/0
SB	1/0	0-0-0	0.0-0	0.0-0	0	0	0	0/0
at SDSU	0/0	0-0-0	0.0-0	0.0-0	0	0	0	0/0
CSU	0/0	0-0-0	0.0-0	0.0-0	0	0	0	0/0
at LSU	0/0	0-0-0	0.0-0	0.0-0	0	0	0	0/0
NEV	0/0	0-0-0	0.0-0	0.0-0	0	0	0	0/0
at AFA	0/0	0-0-0	0.0-0	0.0-0	0	0	0	0/0
BYU	0/0	0-0-0	0.0-0	0.0-0	0	0	0	0/0
at FS	0/0	0-0-0	0.0-0	0.0-0	0	0	0	0/0
WYO	0/0	0-0-0	0.0-0	0.0-0	0	0	0	0/0
BSU	0/0	0-0-0	0.0-0	0.0-0	0	0	0	0/0
at UNM	0/0	0-0-0	0.0-0	0.0-0	0	0	0	0/0

2018	G/GS	U-A-T	TFL	Sack	INT	PB	QH	F/R
at MSU	0/0	0-0-0	0.0-0	0.0-0	0	0	0	0/0
NMSU	0/0	0-0-0	0.0-0	0.0-0	0	0	0	0/0
TTU	1/0	0-5-5	0.5-0	0.0-0	0	0	0	0/0
AFA	0/0	0-0-0	0.0-0	0.0-0	0	0	0	0/0
at BYU	0/0	0-0-0	0.0-0	0.0-0	0	0	0	0/0
UNLV	0/0	0-0-0	0.0-0	0.0-0	0	0	0	0/0
at WYO	0/0	0-0-0	0.0-0	0.0-0	0	0	0	0/0
UNM	0/0	0-0-0	0.0-0	0.0-0	0	0	0	0/0
at UH	0/0	0-0-0	0.0-0	0.0-0	0	0	0	0/0
SJSU	1/0	1-0-1	0.0-0	0.0-0	0	0	0	0/0
at CSU	1/0	0-0-0	0.0-0	0.0-0	0	0	0	0/0
at BSU	0/0	0-0-0	0.0-0	0.0-0	0	0	0	0/0
vs. UNT	1/0	0-0-0	0.0-0	0.0-0	0	0	0	0/0



39 - MAIKA MAGALEI

LB • 6-1 • 235 • RS-SO-1L
Lakewood, Wash.
(Lakes HS)

CAREER STATS - DEFENSE

Year	G/GS	UA-AT-TT	TFL	Sack	INT	PB	FF	FR
2017	13/3	10-6-16	2.5-15	2.5-15	0-0	0	0	1
2018	4/1	2-3-5	0.5-3	0.5-3	0-0	0	1	0
2019	0/0	0-0-0	0.0-0	0.0-0	0-0	0	0	0
TOTAL	17/4	12-9-21	3.0-18	3.0-18	0-0	0	1	1

CAREER HIGHS - DEFENSE

Tackles: 4, vs. New Mexico State (9/8/18)
Sacks: 1.0, two times
TFLs: 1.0, two times
FF: 1, vs. New Mexico State (9/8/18)
FR: 1, at San José State (9/23/17)
TD: 1, at San José State (9/23/17)
QBH: 1, vs. Boise State (10/28/17)

GAME-BY-GAME DEFENSE

2019	G/GS	U-A-T	TFL	Sack	INT	PB	QH	F/R
at WF	0/0	0-0-0	0.0-0	0.0-0	0	0	0	0/0
SB	0/0	0-0-0	0.0-0	0.0-0	0	0	0	0/0
at SDSU	0/0	0-0-0	0.0-0	0.0-0	0	0	0	0/0
CSU	0/0	0-0-0	0.0-0	0.0-0	0	0	0	0/0
at LSU	0/0	0-0-0	0.0-0	0.0-0	0	0	0	0/0
NEV	0/0	0-0-0	0.0-0	0.0-0	0	0	0	0/0
at AFA	0/0	0-0-0	0.0-0	0.0-0	0	0	0	0/0
BYU	0/0	0-0-0	0.0-0	0.0-0	0	0	0	0/0
at FS	0/0	0-0-0	0.0-0	0.0-0	0	0	0	0/0
WYO	0/0	0-0-0	0.0-0	0.0-0	0	0	0	0/0
BSU	0/0	0-0-0	0.0-0	0.0-0	0	0	0	0/0
at UNM	0/0	0-0-0	0.0-0	0.0-0	0	0	0	0/0

2018	G/GS	U-A-T	TFL	Sack	INT	PB	QH	F/R
at MSU	1/0	0-0-0	0.0-0	0.0-0	0	0	0	0/0
NMSU	1/0	2-2-4	0.5-3	0.5-3	0	0	0	1/0
TTU	1/1	0-1-1	0.0-0	0.0-0	0	0	0	0/0
AFA	0/0	0-0-0	0.0-0	0.0-0	0	0	0	0/0
at BYU	0/0	0-0-0	0.0-0	0.0-0	0	0	0	0/0
UNLV	0/0	0-0-0	0.0-0	0.0-0	0	0	0	0/0
at WYO	0/0	0-0-0	0.0-0	0.0-0	0	0	0	0/0
UNM	0/0	0-0-0	0.0-0	0.0-0	0	0	0	0/0

at UH	0/0	0-0-0	0.0-0	0.0-0	0	0	0	0/0
SJSU	0/0	0-0-0	0.0-0	0.0-0	0	0	0	0/0
at CSU	0/0	0-0-0	0.0-0	0.0-0	0	0	0	0/0
at BSU	0/0	0-0-0	0.0-0	0.0-0	0	0	0	0/0
vs. UNT	1/0	0-0-0	0.0-0	0.0-0	0	0	0	0/0

2017	G/GS	U-A-T	TFL	Sack	INT	PB	QH	F/R
at WIS	1/0	1-0-1	1.0-11	1.0-11	0	0	0	0/1
ISU	1/0	2-1-3	1.0-1	1.0-1	0	0	0	0/0
at WF	1/0	2-0-2	0.0-0	0.0-0	0	0	0	0/0
at SJSU	1/1	0-0-0	0.0-0	0.0-0	0	0	0	0/1
BYU	1/0	1-0-1	0.0-0	0.0-0	0	0	0	0/0
CSU	1/1	0-1-1	0.0-0	0.0-0	0	0	0	0/0
WYO	1/0	0-1-1	0.0-0	0.0-0	0	0	0	0/0
at UNLV	1/0	1-1-2	0.0-0	0.0-0	0	0	0	0/0
BSU	1/0	0-0-0	0.0-0	0.0-0	0	0	1	0/0
at UNM	1/0	0-0-0	0.0-0	0.0-0	0	0	0	0/0
UH	1/0	1-1-2	0.5-3	0.5-3	0	0	0	0/0
at AFA	1/0	0-1-1	0.0-0	0.0-0	0	0	0	0/0
vs. NMSU	1/0	2-0-2	0.0-0	0.0-0	0	0	0	0/0



41 - ELIJAH SHELTON

DE • 6-1 • 230 • FR-RS
Salt Lake City, Utah
(Highland HS)

CAREER STATS - DEFENSE

Year	G/GS	UA-AT-TT	TFL	Sack	INT	PB	FF	FR
2018	1/0	0-3-3	0.0-0	0.0-0	0-0	0	0	0
2019	2/0	0-3-3	0.0-0	0.0-0	0-0	0	0	0
TOTAL	3/0	0-6-6	0.0-0	0.0-0	0-0	0	0	0

CAREER HIGHS - DEFENSE

Tackles: 3, two times
QBH: 1, vs. Stony Brook (9/7/19)

GAME-BY-GAME DEFENSE

2019	G/GS	U-A-T	TFL	Sack	INT	PB	QH	F/R
at WF	1/0	0-0-0	0.0-0	0.0-0	0	0	0	0/0
SB	0/0	0-0-0	0.0-0	0.0-0	0	0	1	0/0
at SDSU	0/0	0-0-0	0.0-0	0.0-0	0	0	0	0/0



CAREER HIGHS - DEFENSE

Tackles: 4, at Wake Forest (8/30/19)
 TFL: 2.0, at Wake Forest (8/30/19)
 Sacks: 1.0, at Wake Forest (8/30/19)
 QBH: 1, vs. Stony Brook (9/7/19)

GAME-BY-GAME DEFENSE

2019	G/GS	U-A-T	TFL	Sack	INT	PB	QH	F/R
at WF	1/0	2-2-4	2.0-5	1.0-2	0	0	0	0/0
SB	1/0	1-2-3	0.5-1	0.0-0	0	0	1	0/0
at SDSU	0/0	0-0-0	0.0-0	0.0-0	0	0	0	0/0
CSU	0/0	0-0-0	0.0-0	0.0-0	0	0	0	0/0
at LSU	0/0	0-0-0	0.0-0	0.0-0	0	0	0	0/0
NEV	0/0	0-0-0	0.0-0	0.0-0	0	0	0	0/0
at AFA	0/0	0-0-0	0.0-0	0.0-0	0	0	0	0/0
BYU	0/0	0-0-0	0.0-0	0.0-0	0	0	0	0/0
at FS	0/0	0-0-0	0.0-0	0.0-0	0	0	0	0/0
WYO	0/0	0-0-0	0.0-0	0.0-0	0	0	0	0/0
BSU	0/0	0-0-0	0.0-0	0.0-0	0	0	0	0/0
at UNM	0/0	0-0-0	0.0-0	0.0-0	0	0	0	0/0



44 - FUA LEILUA
 DT • 6-3 • 295 • SR-1L
 Anaheim, Calif.
 (Spanish Fork HS)
 (Oklahoma State)

CAREER STATS - DEFENSE

Year	G/GS	UA-AT-TT	TFL	Sack	INT	PB	FF	FR
2018	13/13	9-29-38	5.5-20	1.5-11	0-0	1	0	0
2019	1/1	1-2-3	0.0-0	0.0-0	0-0	0	0	0
TOTAL	14/14	10-31-41	5.5-20	1.5-11	0-0	1	0	0

CAREER HIGHS - DEFENSE

Tackles: 6, two times
 Sacks: 1.0, vs. UNLV (10/13/18)
 TFL: 3.5, vs. Tennessee Tech (9/13/18)
 PBU: 1, at BYU (10/5/18)
 QBH: 1, six times

GAME-BY-GAME DEFENSE

2019	G/GS	U-A-T	TFL	Sack	INT	PB	QH	F/R
at WF	1/1	1-2-3	0.0-0	0.0-0	0	0	0	0/0
SB	0/0	0.0-0	0.0-0	0.0-0	0	0	0	0/0
at SDSU	0/0	0-0-0	0.0-0	0.0-0	0	0	0	0/0
CSU	0/0	0-0-0	0.0-0	0.0-0	0	0	0	0/0
at LSU	0/0	0-0-0	0.0-0	0.0-0	0	0	0	0/0
NEV	0/0	0-0-0	0.0-0	0.0-0	0	0	0	0/0
at AFA	0/0	0-0-0	0.0-0	0.0-0	0	0	0	0/0
BYU	0/0	0-0-0	0.0-0	0.0-0	0	0	0	0/0
at FS	0/0	0-0-0	0.0-0	0.0-0	0	0	0	0/0
WYO	0/0	0-0-0	0.0-0	0.0-0	0	0	0	0/0
BSU	0/0	0-0-0	0.0-0	0.0-0	0	0	0	0/0
at UNM	0/0	0-0-0	0.0-0	0.0-0	0	0	0	0/0

2018	G/GS	U-A-T	TFL	Sack	INT	PB	QH	F/R
at MSU	1/1	0-3-3	0.0-0	0.0-0	0	0	0	0/0
NMSU	1/1	1-5-6	0.5-1	0.0-0	0	0	1	0/0
TTU	1/1	3-1-4	3.5-8	0.0-0	0	0	0	0/0
AFA	1/1	0-4-4	0.0-0	0.0-0	0	0	1	0/0
at BYU	1/1	0-1-1	0.0-0	0.0-0	0	1	1	0/0
UNLV	1/1	2-4-6	1.0-10	1.0-10	0	0	0	0/0
at WYO	1/1	1-2-3	0.0-0	0.0-0	0	0	0	0/0
UNM	1/1	0-3-3	0.0-0	0.0-0	0	0	0	0/0
at UH	1/1	0-1-1	0.5-1	0.5-1	0	0	1	0/0
SJSU	1/1	0-0-0	0.0-0	0.0-0	0	0	1	0/0
at CSU	1/1	0-1-1	0.0-0	0.0-0	0	0	1	0/0
at BSU	1/1	2-3-5	0.0-0	0.0-0	0	0	0	0/0
vs. UNT	1/1	0-1-1	0.0-0	0.0-0	0	0	1	0/0



45 - JAYLIN BANNERMAN
 DE • 6-5 • 245 • JR-JC
 Pickerington, Ohio
 (Pickerington Central HS)
 (Arizona Western JC)

CAREER STATS - DEFENSE

Year	G/GS	UA-AT-TT	TFL	Sack	INT	PB	FF	FR
2019	1/0	0-0-0	0.0-0	0.0-0	0-0	1	0	0

CAREER HIGHS - DEFENSE

PBU: 1, vs. Stony Brook (9/7/19)

GAME-BY-GAME DEFENSE

2019	G/GS	U-A-T	TFL	Sack	INT	PB	QH	F/R
at WF	0/0	0-0-0	0.0-0	0.0-0	0	0	0	0/0
SB	0/0	0-0-0	0.0-0	0.0-0	0	1	0	0/0
at SDSU	0/0	0-0-0	0.0-0	0.0-0	0	0	0	0/0
CSU	0/0	0-0-0	0.0-0	0.0-0	0	0	0	0/0
at LSU	0/0	0-0-0	0.0-0	0.0-0	0	0	0	0/0
NEV	0/0	0-0-0	0.0-0	0.0-0	0	0	0	0/0
at AFA	0/0	0-0-0	0.0-0	0.0-0	0	0	0	0/0
BYU	0/0	0-0-0	0.0-0	0.0-0	0	0	0	0/0
at FS	0/0	0-0-0	0.0-0	0.0-0	0	0	0	0/0
WYO	0/0	0-0-0	0.0-0	0.0-0	0	0	0	0/0
BSU	0/0	0-0-0	0.0-0	0.0-0	0	0	0	0/0
at UNM	0/0	0-0-0	0.0-0	0.0-0	0	0	0	0/0



47 - LOGAN LEE
 TE • 6-4 • 245 • JR-2L
 Rexburg, Idaho
 (Madison HS)

CAREER STATS - RECEIVING

Year	G/GS	Rec	Yds	Avg	TD	Long
2019	1/0	1	6	6.0	0	6

CAREER HIGHS - RECEIVING

Receptions: 1, vs. Stony Brook (9/7/19)
 Yards: 6, vs. Stony Brook (9/7/19)
 Long Catch: 6, vs. Stony Brook (9/7/19)

CAREER STATS - DEFENSE

Year	G/GS	UA-AT-TT	TFL	Sack	INT	PB	FF	FR
2017	8/3	5-10-15	1.0-5	0.5-4	0-0	0	0	0
2018	13/0	5-7-12	2.5-18	1.0-9	1-7	0	0	1
2019	0/0	0-0-0	0.0-0	0.0-0	0-0	0	0	0
TOTAL	21/3	10-17-27	3.5-23	1.5-13	1-7	0	0	1

CAREER HIGHS - DEFENSE

Tackles: 5, vs. UNLV (10/13/18)
 TFLs: 1.5, vs. UNLV (10/13/18)
 Sacks: 1.0, vs. UNLV (10/13/18)
 INT: 1, vs. New Mexico (10/27/18)
 FR: 1, vs. San José State (11/10/18)
 QBH: 1, two times

GAME-BY-GAME RECEIVING

2019	G/GS	Rec	Yds	Avg	TD	LG
at WF	0/0	0	0	0.0	0	0
SB	1/0	1	6	6.0	0	6
at SDSU	0/0	0	0	0.0	0	0
CSU	0/0	0	0	0.0	0	0
at LSU	0/0	0	0	0.0	0	0
NEV	0/0	0	0	0.0	0	0
at AFA	0/0	0	0	0.0	0	0
BYU	0/0	0	0	0.0	0	0
at FS	0/0	0	0	0.0	0	0
WYO	0/0	0	0	0.0	0	0
at BSU	0/0	0	0	0.0	0	0
at UNM	0/0	0	0	0.0	0	0

GAME-BY-GAME DEFENSE

2019	G	U-A-T	TFL	Sack	INT	PB	QH	F/R
at WF	0	0-0-0	0.0-0	0.0-0	0	0	0	0/0
SB	0	0-0-0	0.0-0	0.0-0	0	0	0	0/0
at SDSU	0	0-0-0	0.0-0	0.0-0	0	0	0	0/0

CSU	0	0-0-0	0.0-0	0.0-0	0	0	0	0/0
at LSU	0	0-0-0	0.0-0	0.0-0	0	0	0	0/0
NEV	0	0-0-0	0.0-0	0.0-0	0	0	0	0/0
at AFA	0	0-0-0	0.0-0	0.0-0	0	0	0	0/0
BYU	0	0-0-0	0.0-0	0.0-0	0	0	0	0/0
at FS	0	0-0-0	0.0-0	0.0-0	0	0	0	0/0
WYO	0	0-0-0	0.0-0	0.0-0	0	0	0	0/0
BSU	0	0-0-0	0.0-0	0.0-0	0	0	0	0/0
at UNM	0	0-0-0	0.0-0	0.0-0	0	0	0	0/0

2018	G/GS	U-A-T	TFL	Sack	INT	PB	QH	F/R
at MSU	1/0	0-0-0	0.0-0	0.0-0	0	0	0	0/0
NMSU	1/0	1-1-2	0.0-0	0.0-0	0	0	1	0/0
TTU	1/0	1-2-3	0.0-0	0.0-0	0	0	0	0/0
AFA	1/0	0-1-1	0.0-0	0.0-0	0	0	0	0/0
at BYU	1/0	0-0-0	0.0-0	0.0-0	0	0	0	0/0
UNLV	1/0	3-2-5	1.5-9	1.0-9	0	0	0	0/0
at WYO	1/0	0-1-1	0.0-0	0.0-0	0	0	0	0/0
UNM	1/0	0-0-0	0.0-0	0.0-0	1	0	0	0/0
at UH	1/0	0-0-0	0.0-0	0.0-0	0	0	0	0/0
SJSU	1/0	0-0-0	0.0-0	0.0-0	0	0	1	0/1
at CSU	1/0	0-0-0	0.0-0	0.0-0	0	0	0	0/0
at BSU	1/0	0-0-0	0.0-0	0.0-0	0	0	0	0/0
vs. UNT	1/0	0-0-0	0.0-0	0.0-0	0	0	0	0/0

2017	G/GS	U-A-T	TFL	Sack	INT	PB	QH	F/R
at WIS	0/0	0-0-0	0.0-0	0.0-0	0	0	0	0/0
ISU	0/0	0-0-0	0.0-0	0.0-0	0	0	0	0/0
at WF	1/0	3-1-4	0.0-0	0.0-0	0	0	0	0/0
at SJSU	1/0	0-2-2	0.0-0	0.0-0	0	0	0	0/0
BYU	0/0	0-0-0	0.0-0	0.0-0	0	0	0	0/0
CSU	0/0	0-0-0	0.0-0	0.0-0	0	0	0	0/0
WYO	0/0	0-0-0	0.0-0	0.0-0	0	0	0	0/0
at UNLV	1/0	0-2-2	0.0-0	0.0-0	0	0	0	0/0
BSU	1/1	0-4-4	0.5-1	0.0-0	0	0	0	0/0
at UNM	1/1	0-0-0	0.0-0	0.0-0	0	0	0	0/0
UH	1/1	1-1-2	0.5-4	0.5-4	0	0	0	0/0
at AFA	1/0	1-0-1	0.0-0	0.0-0	0	0	0	0/0
vs NMSU	1/0	0-0-0	0.0-0	0.0-0	0	0	0	0/0



49 - PIERCE CALLISTER
 P • 6-0 • 170 • FR-HS
 Ogden, Utah
 (Weber HS)

CAREER STATS - PUNTS

Year	GP	No.	Yds	Avg	LG	50+	I20
2019	1	1	35	35.0	35	0	1

CAREER HIGHS - PUNTS

Punts: 1, vs. Stony Brook (9/7/19)
 Avg: 35.0, vs. Stony Brook (9/7/19)
 Long: 35, vs. Stony Brook (9/7/19)

GAME-BY-GAME PUNTING

2019	No.	Yds	Avg	LG	I20
at WF	0	0	0.0	0	0
SB	1	35	35.0	35	0
at SDSU	0	0	0.0	0	0
CSU	0	0	0.0	0	0
at LSU	0	0	0.0	0	0
NEV	0	0	0.0	0	0
at AFA	0	0	0.0	0	0
BYU	0	0	0.0	0	0
at FS	0	0			



51 - JUSTUS TE'I
 DE • 6-3 • 240 • RS-JR-2L
 Oceanside, Calif.
 (Mission Hills HS)

CAREER STATS - DEFENSE

Year	G/GS	UA-AT-TT	TFL	Sack	INT	PB	FF	FR
2016	12/4	6-9-15	2.0-9	1.5-8	0-0	1	0	0
2017	12/5	12-25-37	0.5-0	0.0-0	0-0	1	2	2
2018	4/0	2-12-14	2.5-4	0.0-0	0-0	0	0	0
2019	2/2	4-6-10	0.0-0	0.0-0	0-0	0	0	1
TOTAL	30/11	24-52-76	5.0-13	1.5-8	0-0	2	2	3

CAREER HIGHS - DEFENSE

Tackles: 8, at Wake Forest (8/30/19)
 Sacks: 1.0, vs. Weber State (9/1/16)
 TFL: 1.5, vs. Air Force (9/22/18)
 PBU: 1, twice
 FF: 2, at New Mexico (11/4/17)
 FR: 1, three times
 QBH: 1, three times

GAME-BY-GAME DEFENSE

2019	G/GS	U-A-T	TFL	Sack	INT	PB	QH	F/R
at WF	1/1	4-4-8	0.0-0	0.0-0	0	0	0	0/1
SB	1/1	0-2-2	0.0-0	0.0-0	0	0	1	0/0
at SDSU	0/0	0-0-0	0.0-0	0.0-0	0	0	0	0/0
CSU	0/0	0-0-0	0.0-0	0.0-0	0	0	0	0/0
at LSU	0/0	0-0-0	0.0-0	0.0-0	0	0	0	0/0
NEV	0/0	0-0-0	0.0-0	0.0-0	0	0	0	0/0
at AFA	0/0	0-0-0	0.0-0	0.0-0	0	0	0	0/0
BYU	0/0	0-0-0	0.0-0	0.0-0	0	0	0	0/0
at FS	0/0	0-0-0	0.0-0	0.0-0	0	0	0	0/0
WYO	0/0	0-0-0	0.0-0	0.0-0	0	0	0	0/0
BSU	0/0	0-0-0	0.0-0	0.0-0	0	0	0	0/0
at UNM	0/0	0-0-0	0.0-0	0.0-0	0	0	0	0/0
2018	G/GS	U-A-T	TFL	Sack	INT	PB	QH	F/R
at MSU	1/0	0-4-4	0.0-0	0.0-0	0	0	0	0/0
NMSU	0/0	0-0-0	0.0-0	0.0-0	0	0	0	0/0
TTU	0/0	0-0-0	0.0-0	0.0-0	0	0	0	0/0
AFA	1/0	1-5-6	1.5-3	0.0-0	0	0	0	0/0
at BYU	1/0	1-0-1	1.0-1	0.0-0	0	0	0	0/0
UNLV	0/0	0-0-0	0.0-0	0.0-0	0	0	0	0/0
at WYO	0/0	0-0-0	0.0-0	0.0-0	0	0	0	0/0
UNM	0/0	0-0-0	0.0-0	0.0-0	0	0	0	0/0
at UH	0/0	0-0-0	0.0-0	0.0-0	0	0	0	0/0
SJSU	0/0	0-0-0	0.0-0	0.0-0	0	0	0	0/0
at CSU	0/0	0-0-0	0.0-0	0.0-0	0	0	0	0/0
at BSU	1/0	0-3-3	0.0-0	0.0-0	0	0	0	0/0
vs. UNT	0/0	0-0-0	0.0-0	0.0-0	0	0	0	0/0
2017	G/GS	U-A-T	TFL	Sack	INT	PB	QH	F/R
at WIS	0/0	0-0-0	0.0-0	0.0-0	0	0	0	0/0
ISU	1/0	1-1-2	0.0-0	0.0-0	0	0	0	0/0
at WF	1/1	1-4-5	0.0-0	0.0-0	0	0	0	0/0
at SJSU	1/0	0-2-2	0.0-0	0.0-0	0	0	0	0/0
BYU	1/0	2-2-4	0.0-0	0.0-0	0	0	0	0/0
CSU	1/0	2-3-5	0.0-0	0.0-0	0	0	0	0/0
WYO	1/0	0-0-0	0.0-0	0.0-0	0	0	0	0/0
at UNLV	1/0	0-1-1	0.0-0	0.0-0	0	0	0	0/0
BSU	1/0	0-4-4	0.0-0	0.0-0	0	0	0	0/0
at UNM	1/1	2-0-2	0.0-0	0.0-0	0	0	0	2/1
UH	1/0	1-2-3	0.5-0	0.0-0	0	0	1	0/1
at AFA	1/1	1-6-7	0.0-0	0.0-0	0	0	0	0/0
vs. NMSU	1/1	2-0-2	0.0-0	0.0-0	0	1	0	0/0
2016	G/GS	U-A-T	TFL	Sack	INT	PB	QH	F/R
WSU	1/0	2-1-3	1.0-6	1.0-6	0	0	0	0/0
at USC	1/0	1-1-2	0.0-0	0.0-0	0	1	0	0/0
ASU	1/0	0-1-1	0.5-2	0.5-2	0	0	0	0/0
AFA	1/0	0-1-1	0.0-0	0.0-0	0	0	0	0/0
at BSU	1/0	0-0-0	0.0-0	0.0-0	0	0	0	0/0
at CSU	1/0	0-0-0	0.0-0	0.0-0	0	0	1	0/0
FS	1/0	0-0-0	0.0-0	0.0-0	0	0	0	0/0

SDSU	1/0	0-0-0	0.0-0	0.0-0	0	0	0	0/0
at WYO	1/1	0-3-3	0.5-1	0.0-0	0	0	0	0/0
UNM	1/1	0-1-1	0.0-0	0.0-0	0	0	0	0/0
at NEV	1/1	0-1-1	0.0-0	0.0-0	0	0	0	0/0
at BYU	1/1	3-0-3	0.0-0	0.0-0	0	0	0	0/0



53 - BRADEN HARRIS
 DE • 6-2 • 230 • SR-SQ
 Gunnison, Utah
 (Gunnison Valley HS)

CAREER STATS - DEFENSE

Year	G/GS	UA-AT-TT	TFL	Sack	INT	PB	FF	FR
2016	0/0	0-0-0	0.0-0	0.0-0	0-0	0	0	0
2017	3/0	0-2-2	0.0-0	0.0-0	0-0	0	0	0
2018	3/0	2-2-4	0.5-5	0.0-0	0-0	0	0	0
2019	1/0	0-1-1	0.0-0	0.0-0	0-0	0	0	0
TOTAL	7/0	2-5-7	0.5-5	0.0-0	0-0	0	0	0

CAREER HIGHS - DEFENSE

Tackles: 2, vs. New Mexico State (9/8/18)
 TFLs: 0.5, vs. Tennessee Tech (9/13/18)

GAME-BY-GAME DEFENSE

2019	G/GS	U-A-T	TFL	Sack	INT	PB	QH	F/R
at WF	0/0	0-0-0	0.0-0	0.0-0	0	0	0	0/0
SB	1/0	0-1-1	0.0-0	0.0-0	0	0	0	0/0
at SDSU	0/0	0-0-0	0.0-0	0.0-0	0	0	0	0/0
CSU	0/0	0-0-0	0.0-0	0.0-0	0	0	0	0/0
at LSU	0/0	0-0-0	0.0-0	0.0-0	0	0	0	0/0
NEV	0/0	0-0-0	0.0-0	0.0-0	0	0	0	0/0
at AFA	0/0	0-0-0	0.0-0	0.0-0	0	0	0	0/0
BYU	0/0	0-0-0	0.0-0	0.0-0	0	0	0	0/0
at FS	0/0	0-0-0	0.0-0	0.0-0	0	0	0	0/0
WYO	0/0	0-0-0	0.0-0	0.0-0	0	0	0	0/0
BSU	0/0	0-0-0	0.0-0	0.0-0	0	0	0	0/0
at UNM	0/0	0-0-0	0.0-0	0.0-0	0	0	0	0/0
2018	G/GS	U-A-T	TFL	Sack	INT	PB	QH	F/R
at MSU	0/0	0-0-0	0.0-0	0.0-0	0	0	0	0/0
NMSU	1/0	1-1-2	0.0-0	0.0-0	0	0	0	0/0
TTU	1/0	0-1-1	0.5-5	0.0-0	0	0	0	0/0
AFA	0/0	0-0-0	0.0-0	0.0-0	0	0	0	0/0
at BYU	0/0	0-0-0	0.0-0	0.0-0	0	0	0	0/0
UNLV	0/0	0-0-0	0.0-0	0.0-0	0	0	0	0/0
at WYO	0/0	0-0-0	0.0-0	0.0-0	0	0	0	0/0
UNM	0/0	0-0-0	0.0-0	0.0-0	0	0	0	0/0
at UH	0/0	0-0-0	0.0-0	0.0-0	0	0	0	0/0
SJSU	1/0	1-0-1	0.0-0	0.0-0	0	0	0	0/0
at CSU	0/0	0-0-0	0.0-0	0.0-0	0	0	0	0/0
at BSU	0/0	0-0-0	0.0-0	0.0-0	0	0	0	0/0
vs. UNT	0/0	0-0-0	0.0-0	0.0-0	0	0	0	0/0
2017	G/GS	U-A-T	TFL	Sack	INT	PB	QH	F/R
at WIS	0/0	0-0-0	0.0-0	0.0-0	0	0	0	0/0
ISU	1/0	0-0-0	0.0-0	0.0-0	0	0	0	0/0
at WF	0/0	0-0-0	0.0-0	0.0-0	0	0	0	0/0
at SJSU	0/0	0-0-0	0.0-0	0.0-0	0	0	0	0/0
BYU	0/0	0-0-0	0.0-0	0.0-0	0	0	0	0/0
CSU	0/0	0-0-0	0.0-0	0.0-0	0	0	0	0/0
WYO	0/0	0-0-0	0.0-0	0.0-0	0	0	0	0/0
at UNLV	0/0	0-0-0	0.0-0	0.0-0	0	0	0	0/0
BSU	1/0	0-1-1	0.0-0	0.0-0	0	0	0	0/0
at UNM	0/0	0-0-0	0.0-0	0.0-0	0	0	0	0/0
UH	1/0	0-1-1	0.0-0	0.0-0	0	0	0	0/0
at AFA	0/0	0-0-0	0.0-0	0.0-0	0	0	0	0/0
vs. NMSU	0/0	0-0-0	0.0-0	0.0-0	0	0	0	0/0



55 - CHRISTIAN LaVALLE
 DT • 5-11 • 240 • FR- HS
 Mission Viejo, Calif.
 (Mission Viejo HS)

CAREER STATS - DEFENSE

Year	G/GS	UA-AT-TT	TFL	Sack	INT	PB	FF	FR
2019	1/0	0-0-0	0.0-0	0.0-0	0-0	0	0	0

GAME-BY-GAME DEFENSE

2019	G/GS	U-A-T	TFL	Sack	INT	PB	QH	F/R
at WF	0/0	0-0-0	0.0-0	0.0-0	0	0	0	0/0
SB	1/0	0.0-0	0.0-0	0.0-0	0	0	0	0/0
at SDSU	0/0	0-0-0	0.0-0	0.0-0	0	0	0	0/0
CSU	0/0	0-0-0	0.0-0	0.0-0	0	0	0	0/0
at LSU	0/0	0-0-0	0.0-0	0.0-0	0	0	0	0/0
NEV	0/0	0-0-0	0.0-0	0.0-0	0	0	0	0/0
at AFA	0/0	0-0-0	0.0-0	0.0-0	0	0	0	0/0
BYU	0/0	0-0-0	0.0-0	0.0-0	0	0	0	0/0
at FS	0/0	0-0-0	0.0-0	0.0-0	0	0	0	0/0
WYO	0/0	0-0-0	0.0-0	0.0-0	0	0	0	0/0
BSU	0/0	0-0-0	0.0-0	0.0-0	0	0	0	0/0
at UNM	0/0	0-0-0	0.0-0	0.0-0	0	0	0	0/0



57 - BRANDON PADA
 LS • 5-10 • 210 • JR-1L
 Glendale, Ariz.
 (Mountain Ridge HS)

CAREER STATS - DEFENSE

Year	G/GS	UA-AT-TT	TFL	Sack	INT	PB	FF	FR
2017	0/0	0-0-0	0.0-0	0.0-0	0-0	0	0	0
2018	13/0	0-0-0	0.0-0	0.0-0	0-0	0	0	0
2019	2/0	0-0-0	0.0-0	0.0-0	0-0	0	0	0
TOTAL	15/0	0-0-0	0.0-0	0.0-0	0-0	0	0	0

GAME-BY-GAME DEFENSE

2019	G/GS	U-A-T	TFL	Sack	INT	PB	QH	F/R
at WF	1/0	0-0-0	0.0-0	0.0-0	0	0	0	0/0
SB	1/0	0.0-0	0.0-0	0.0-0	0	0	0	0/0
at SDSU	0/0	0-0-0	0.0-0	0.0-0	0	0	0	0/0
CSU	0/0	0-0-0	0.0-0	0.0-0	0	0	0	0/0
at LSU	0/0	0-0-0	0.0-0	0.0-0	0	0	0	0/0
NEV	0/0							



58 - DEMYTRICK AL'IFUA
 OL • 6-3 • 305 • JR-2L
 San Leandro, Calif.
 (San Leandro HS)

CAREER STATS - OFFENSIVE LINE

Year	G/GS	Snps	Grds	Tchs	Eff.	Ass.	KD
2017	13/2	399	NA	NA	NA	NA	20.0
2018	13/2	380	NA	NA	NA	NA	19.0
2019	2/2	155	NA	NA	NA	NA	7.5
TOTAL	28/6	934	NA	NA	NA	NA	46.5

GAME-BY-GAME - OFFENSIVE LINE

2019	G/GS	Snps	Grds	Tchs	Eff.	Ass.	KD
at WF	1/1	81	NA	NA	NA	NA	5.5
SB	1/1	74	NA	NA	NA	NA	2
at SDSU	0/0	0	0	0	0	0	0
CSU	0/0	0	0	0	0	0	0
at LSU	0/0	0	0	0	0	0	0
NEV	0/0	0	0	0	0	0	0
at AFA	0/0	0	0	0	0	0	0
BYU	0/0	0	0	0	0	0	0
at FS	0/0	0	0	0	0	0	0
WYO	0/0	0	0	0	0	0	0
BSU	0/0	0	0	0	0	0	0
at UNM	0/0	0	0	0	0	0	0

2018	G/GS	Snps	Grds	Tchs	Eff.	Ass.	KD
at MSU	1/0	40	NA	NA	NA	NA	2
NMSU	1/0	34	NA	NA	NA	NA	4
TTU	1/0	28	NA	NA	NA	NA	0
AFA	1/0	23	NA	NA	NA	NA	1
at BYU	1/0	44	NA	NA	NA	NA	4
UNLV	1/1	40	NA	NA	NA	NA	1
at WYO	1/1	55	NA	NA	NA	NA	6
UNM	1/1	31	NA	NA	NA	NA	0
at UH	1/0	24	NA	NA	NA	NA	0
SJSU	1/0	12	NA	NA	NA	NA	0
at CSU	1/0	12	NA	NA	NA	NA	1
at BSU	1/0	10	NA	NA	NA	NA	0
vs. UNT	1/0	17	NA	NA	NA	NA	0

2017	G/GS	Snps	Grds	Tchs	Eff.	Ass.	KD
at WIS	1/0	17	NA	NA	NA	NA	2
ISU	1/0	33	NA	NA	NA	NA	2
at WF	1/0	22	NA	NA	NA	NA	0
at SJSU	1/0	25	NA	NA	NA	NA	2
BYU	1/0	16	NA	NA	NA	NA	0
CSU	1/1	62	NA	NA	NA	NA	1
WYO	1/1	80	NA	NA	NA	NA	6
at UNLV	1/0	11	NA	NA	NA	NA	0
BSU	1/0	50	NA	NA	NA	NA	4
at UNM	1/0	15	NA	NA	NA	NA	0
UH	1/0	29	NA	NA	NA	NA	1
at AFA	1/0	9	NA	NA	NA	NA	0
vs NMSU	1/0	30	NA	NA	NA	NA	2



59 - CONNOR COLES
 PK • 6-0 • 190 • RS-SO-SQ
 Bozeman, Mont.
 (Bozeman HS)

CAREER STATS - SCORING

Year	PAT	FG	Total	AVG/G
2018	2	0	2	2.0
2019	0	0	0	0.0
TOTAL	2	0	2	2.0

CAREER STATS - POINTS

Points: 2, vs. Tennessee Tech (9/13/18)

CAREER STATS - KICKOFFS


Year	GP	No.	Yds	Avg	TB
2017	2	3	165	55.0	0
2018	1	1	64	64.0	0
2019	1	3	145	48.3	1
TOTAL	4	7	374	53.4	1

CAREER STATS - KICKOFFS

2019	No	Yds	Avg	TB	OB
at WF	0	0	0.0	0	0
SB	3	145	48.3	1	0
at SDSU	0	0	0.0	0	0
CSU	0	0	0.0	0	0
at LSU	0	0	0.0	0	0
NEV	0	0	0.0	0	0
at AFA	0	0	0.0	0	0
BYU	0	0	0.0	0	0
at FS	0	0	0.0	0	0
WYO	0	0	0.0	0	0
BSU	0	0	0.0	0	0
at UNM	0	0	0.0	0	0

2018	No	Yds	Avg	TB	OB
at MSU	0	0	0.0	0	0
NMSU	0	0	0.0	0	0
TTU	1	64	64.0	0	0
AFA	0	0	0.0	0	0
at BYU	0	0	0.0	0	0
UNLV	0	0	0.0	0	0
at WYO	0	0	0.0	0	0
UNM	0	0	0.0	0	0
at UH	0	0	0.0	0	0
SJSU	0	0	0.0	0	0
at CSU	0	0	0.0	0	0
at BSU	0	0	0.0	0	0
vs. UNT	0	0	0.0	0	0

2017	No	Yds	Avg	TB	OB
at WIS	0	0	0.0	0	0
ISU	2	130	65.0	0	0
at WF	0	0	0.0	0	0
at SJSU	1	35	35.0	0	0
BYU	0	0	0.0	0	0
CSU	0	0	0.0	0	0
WYO	0	0	0.0	0	0
at UNLV	0	0	0.0	0	0
BSU	0	0	0.0	0	0
at UNM	0	0	0.0	0	0
UH	0	0	0.0	0	0
at AFA	0	0	0.0	0	0
vs NMSU	0	0	0.0	0	0



60 - WYATT BOWLES
 OL • 6-4 • 300 • FR-RS
 West Point, Utah
 (Syracuse HS)

CAREER STATS - OFFENSIVE LINE

Year	G/GS	Snps	Grds	Tchs	Eff.	Ass.	KD
2018	4/0	47	NA	NA	NA	NA	0
2019	0/0	0	NA	NA	NA	NA	0
TOTAL	4/0	47	NA	NA	NA	NA	0

GAME-BY-GAME - OFFENSIVE LINE

2019	G/GS	Snps	Grds	Tchs	Eff.	Ass.	KD
at WF	0/0	0	NA	NA	NA	NA	0
SB	0/0	0	NA	NA	NA	NA	0
at SDSU	0/0	0	0	0	0	0	0
CSU	0/0	0	0	0	0	0	0
at LSU	0/0	0	0	0	0	0	0
NEV	0/0	0	0	0	0	0	0
at AFA	0/0	0	0	0	0	0	0
BYU	0/0	0	0	0	0	0	0
at FS	0/0	0	0	0	0	0	0
WYO	0/0	0	0	0	0	0	0
BSU	0/0	0	0	0	0	0	0
at UNM	0/0	0	0	0	0	0	0

2018	G/GS	Snps	Grds	Tchs	Eff.	Ass.	KD
at MSU	0/0	0	NA	NA	NA	NA	0
NMSU	1/0	7	NA	NA	NA	NA	0
TTU	1/0	7	NA	NA	NA	NA	0
AFA	0/0	0	NA	NA	NA	NA	0
at BYU	0/0	0	NA	NA	NA	NA	0
UNLV	1/0	9	NA	NA	NA	NA	0
at WYO	0/0	0	NA	NA	NA	NA	0
UNM	0/0	0	NA	NA	NA	NA	0
at UH	0/0	0	NA	NA	NA	NA	0
SJSU	1/0	24	NA	NA	NA	NA	0
at CSU	0/0	0	NA	NA	NA	NA	0
at BSU	0/0	0	NA	NA	NA	NA	0
vs. UNT	0/0	0	NA	NA	NA	NA	0



62 - DOMINIK EBERLE
 PK • 6-2 • 190 • SR-2L
 Nuremberg, Germany
 (Redondo Union (CA) HS)

CAREER STATS - KICKING

Year	FGM-A	PCT	10-19	20-29	30-39	40-49	50+
2016	3-5	.600	0-0	2-2	0-0	1-3	0-0
2017	18-24	.750	0-0	8-9	5-6	4-8	1-1
2018	22-28	.786	1-1	8-10	4-5	6-7	3-5
2019	2-2	1.000	0-0	0-0	2-2	0-0	0-0
TOTAL	45-59	.763	1-1	18-21	11-13	11-18	4-6

CAREER HIGHS - KICKING

FG: 6, vs. New Mexico State (9/8/18)
 FG Att: 6, two times
 Long: 52, at San José State (9/23/17)

CAREER STATS - KICKOFFS

Year	GP	No.	Yds	Avg	TB
2016	4	1	43	43.0	0
2017	13	73	4,405	60.3	38
2018	13	108	6,784	62.8	69
2019	2	14	811	57.9	9
TOTAL	32	196	12,043	61.4	116

CAREER STATS - SCORING

Year	PAT	FG	Total	AVG/G
2016	0	3	9	3.0
2017	47	18	101	7.8
2018	75	22	141	10.8
2019	13	2	19	9.5
TOTAL	135	45	270	8.8

CAREER HIGHS - SCORING

Points: 24, vs. New Mexico State (9/8/18)

GAME-BY-GAME - KICKING

2019	FGM-A	PCT	1-19	20-29	30-39	40-49	50+
at WF	0-0	.000	0-0	0-0	0-0	0-0	0-0
SB	2-2	1.000	0-0	0-0	2-2	0-0	0-0
at SDSU	0-0	.000	0-0	0-0	0-0	0-0	0-0
CSU	0-0	.000	0-0	0-0	0-0	0-0	0-0
at LSU	0-0	.000	0-0	0-0	0-0	0-0	0-0
NEV	0-0	.000	0-0	0-0	0-0	0-0	0-0
at AFA	0-0	.000	0-0	0-0	0-0	0-0	0-0
BYU	0-0	.000	0-0	0-0	0-0	0-0	0-0
at FS	0-0	.000	0-0	0-0	0-0	0-0	0-0
WYO	0-0	.000	0-0	0-0	0-0	0-0	0-0
BSU	0-0	.					

at UH	0-1	.000	0-0	0-1	0-0	0-0	0-0
SJSU	2-3	.667	0-0	2-2	0-0	0-1	0-0
at CSU	3-3	1.000	0-0	2-2	1-1	0-0	0-0
at BSU	1-2	.500	0-0	0-0	0-0	1-1	0-1
vs. UNT	1-1	1.000	0-0	0-0	0-0	1-1	0-0

2017	FGM-A	PCT	1-19	20-29	30-39	40-49	50+
at WIS	1-1	1.000	0-0	1-1	0-0	0-0	0-0
ISU	2-2	1.000	0-0	1-1	0-0	1-1	0-0
at WF	1-1	1.000	0-0	0-0	1-1	0-0	0-0
at SJSU	4-4	1.000	0-0	3-3	0-0	0-0	1-1
BYU	2-3	.667	0-0	0-0	2-3	0-0	0-0
CSU	3-3	1.000	0-0	0-0	1-1	2-2	0-0
WYO	0-0	.000	0-0	0-0	0-0	0-0	0-0
at UNLV	1-1	1.000	0-0	1-1	0-0	0-0	0-0
BSU	0-0	.000	0-0	0-0	0-0	0-0	0-0
at UNM	1-1	1.000	0-0	1-1	0-0	0-0	0-0
UH	1-2	.500	0-0	1-1	0-0	0-1	0-0
at AFA	0-0	.000	0-0	0-0	0-0	0-0	0-0
vs NMSU	2-6	.333	0-0	0-1	2-2	0-3	0-0

2016	FGM-A	PCT	1-19	20-29	30-39	40-49	50+
WSU	0-0	.000	0-0	0-0	0-0	0-0	0-0
at USC	0-0	.000	0-0	0-0	0-0	0-0	0-0
ASU	0-0	.000	0-0	0-0	0-0	0-0	0-0
AFA	0-0	.000	0-0	0-0	0-0	0-0	0-0
at BSU	0-0	.000	0-0	0-0	0-0	0-0	0-0
at CSU	0-0	.000	0-0	0-0	0-0	0-0	0-0
FS	0-0	.000	0-0	0-0	0-0	0-0	0-0
SDSU	0-0	.000	0-0	0-0	0-0	0-0	0-0
at WYO	0-1	.000	0-0	0-0	0-0	0-1	0-0
UNM	0-0	.000	0-0	0-0	0-0	0-0	0-0
at NEV	3-3	1.000	0-0	2-2	0-0	1-1	0-0
at BYU	0-1	.000	0-0	0-0	0-0	0-1	0-0

GAME-BY-GAME - KICKOFFS

2019	No	Yds	Avg	TB	OB
at WF	6	356	59.3	3	0
SB	8	455	56.9	6	0
at SDSU	0	0	0.0	0	0
CSU	0	0	0.0	0	0
at LSU	0	0	0.0	0	0
NEV	0	0	0.0	0	0
at AFA	0	0	0.0	0	0
BYU	0	0	0.0	0	0
at FS	0	0	0.0	0	0
WYO	0	0	0.0	0	0
BSU	0	0	0.0	0	0
at UNM	0	0	0.0	0	0

2018	No	Yds	Avg	TB	OB
at MSU	6	372	62.0	2	0
NMSU	12	754	62.8	9	1
TTU	8	519	64.9	7	1
AFA	7	414	59.1	5	0
at BYU	8	525	65.6	4	0
UNLV	10	648	64.8	7	0
at WYO	5	323	64.6	4	1
UNM	12	762	63.5	10	0
at UH	9	556	61.8	3	0
SJSU	11	643	58.5	4	1
at CSU	7	425	60.7	4	0
at BSU	5	319	63.8	3	0
vs. UNT	8	524	65.5	7	0

2017	No	Yds	Avg	TB	OB
at WIS	3	195	65.0	1	0
ISU	8	517	64.6	5	0
at WF	3	195	65.0	0	0
at SJSU	10	582	58.2	6	0
BYU	8	463	57.9	3	0
CSU	2	115	57.5	2	0
WYO	6	358	59.7	3	0
at UNLV	9	557	61.9	6	0
BSU	2	130	65.0	2	0
at UNM	5	302	60.4	3	0

UH	7	437	62.4	2	0
at AFA	6	378	63.0	5	0
vs NMSU	4	176	44.0	0	1

2016	No	Yds	Avg	TB	OB
WSU	0	0	0.0	0	0
at USC	1	43	43.0	0	0
ASU	0	0	0.0	0	0
AFA	0	0	0.0	0	0
at BSU	0	0	0.0	0	0
at CSU	0	0	0.0	0	0
FS	0	0	0.0	0	0
SDSU	0	0	0.0	0	0
at WYO	0	0	0.0	0	0
UNM	0	0	0.0	0	0
at NEV	0	0	0.0	0	0
at BYU	0	0	0.0	0	0



64 - HENELI AVENDANO

OL • 6-3 • 290 • FR-RS

Sandy, Utah
(Jordan HS)

CAREER STATS - OFFENSIVE LINE

Year	G/GS	Snp	Grd	Tch	Eff.	Ass.	KD
2018	3/0	53	NA	NA	NA	NA	0
2019	2/0	72	NA	NA	NA	NA	2
TOTAL	5/0	125	NA	NA	NA	NA	2

GAME-BY-GAME - OFFENSIVE LINE

2019	G/GS	Snp	Grd	Tch	Eff.	Ass.	KD
at WF	1/0	30	NA	NA	NA	NA	1
SB	1/0	42	NA	NA	NA	NA	1
at SDSU	0/0	0	0	0	0	0	0
CSU	0/0	0	0	0	0	0	0
at LSU	0/0	0	0	0	0	0	0
NEV	0/0	0	0	0	0	0	0
at AFA	0/0	0	0	0	0	0	0
BYU	0/0	0	0	0	0	0	0
at FS	0/0	0	0	0	0	0	0
WYO	0/0	0	0	0	0	0	0
BSU	0/0	0	0	0	0	0	0
at UNM	0/0	0	0	0	0	0	0

2018	G/GS	Snp	Grd	Tch	Eff.	Ass.	KD
at MSU	0/0	NA	NA	NA	NA	NA	0
NMSU	1/0	17	NA	NA	NA	NA	0
TTU	1/0	23	NA	NA	NA	NA	0
AFA	0/0	0	NA	NA	NA	NA	0
at BYU	0/0	0	NA	NA	NA	NA	0
UNLV	0/0	0	NA	NA	NA	NA	0
at WYO	0/0	0	NA	NA	NA	NA	0
UNM	0/0	0	NA	NA	NA	NA	0
at UH	0/0	0	NA	NA	NA	NA	0
SJSU	1/0	13	NA	NA	NA	NA	0
at CSU	0/0	0	NA	NA	NA	NA	0
at BSU	0/0	0	NA	NA	NA	NA	0
vs. UNT	0/0	0	NA	NA	NA	NA	0



65 - KARTER SHAW

OL • 6-4 • 305 • FR-RS

South Jordan, Utah
(Herriman HS)

CAREER STATS - OFFENSIVE LINE

Year	G/GS	Snp	Grd	Tch	Eff.	Ass.	KD
2018	4/0	69	NA	NA	NA	NA	3
2019	2/2	153	NA	NA	NA	NA	6
TOTAL	6/2	222	NA	NA	NA	NA	9

GAME-BY-GAME - OFFENSIVE LINE

2019	G/GS	Snp	Grd	Tch	Eff.	Ass.	KD
at WF	1/1	81	NA	NA	NA	NA	2
SB	1/1	72	NA	NA	NA	NA	4
at SDSU	0/0	0	0	0	0	0	0

CSU	0/0	0	0	0	0	0	0
at LSU	0/0	0	0	0	0	0	0
NEV	0/0	0	0	0	0	0	0
at AFA	0/0	0	0	0	0	0	0
BYU	0/0	0	0	0	0	0	0
at FS	0/0	0	0	0	0	0	0
WYO	0/0	0	0	0	0	0	0
BSU	0/0	0	0	0	0	0	0
at UNM	0/0	0	0	0	0	0	0

2018	G/GS	Snp	Grd	Tch	Eff.	Ass.	KD
at MSU	0/0	0	NA	NA	NA	NA	0
NMSU	1/0	7	NA	NA	NA	NA	0
TTU	1/0	20	NA	NA	NA	NA	1
AFA	0/0	0	NA	NA	NA	NA	0
at BYU	0/0	0	NA	NA	NA	NA	0
UNLV	0/0	0	NA	NA	NA	NA	0
at WYO	0/0	0	NA	NA	NA	NA	0
UNM	1/0	22	NA	NA	NA	NA	1
at UH	0/0	0	NA	NA	NA	NA	0
SJSU	1/0	20	NA	NA	NA	NA	1
at CSU	0/0	0	NA	NA	NA	NA	0
at BSU	0/0	0	NA	NA	NA	NA	0
vs. UNT	0/0	0	NA	NA	NA	NA	0



66 - MOHELIKA UASIKE

OL • 6-1 • 305 • RS-JR-2L

Eules, Texas
(L.D. Bell HS)

CAREER STATS - OFFENSIVE LINE

Year	G/GS	Snp	Grd	Tch	Eff.	Ass.	KD
2019	1/0	17	NA	NA	NA	NA	0

CAREER STATS - DEFENSE

Year	G/GS	UA-AT-TI	TFL	Sack	INT	PB	FF	FR
2016	11/3	2-8-10	0.5-4	0.0-0	0-0	0	0	1
2017	11/0	11-12-23	2.0-8	0.0-0	0-0	0	2	0
2018	1/0	0-0-0	0.0-0	0.0-0	0-0	0	0	0
2019	0/0	0-0-0	0.0-0	0.0-0	0-0	0	0	0
TOTAL	23/3	13-20-33	2.5-12	0.0-0	0-0	0	2	1

CAREER HIGHS - DEFENSE

Tackles: 7, at Air Force (11/25/17)

TFL: 1.0, two times

FF: 1, two times

FR: 1, at Nevada (11/19/26)

GAME-BY-GAME - OFFENSIVE LINE

2019	G/GS	Snp	Grd	Tch	Eff.	Ass.	KD
at WF	0/0	0	NA	NA	NA	NA	0
SB	1/0	17	NA	NA	NA	NA	0
at SDSU	0/0	0	0	0	0	0	0
CSU	0/0	0	0	0	0	0	0
at LSU	0/0	0	0	0	0	0	0
NEV	0/0	0	0	0	0	0	0
at AFA	0/0	0	0	0	0	0	0
BYU	0/0	0	0	0	0	0	0
at FS	0/0	0	0	0	0	0	0
WYO	0/0	0	0	0	0	0	0
BSU	0/0	0	0	0	0	0	0
at UNM	0/0	0	0	0	0	0	0

GAME-BY-GAME - DEFENSE

2018	G/GS	U-A-T	TFL	Sack	INT	PB	QH	F/R
at MSU	0/0	0-0-0	0.0-0	0.0-0	0	0	0	0/0
NMSU	0/0	0-0-0	0.0-0	0.0-0	0	0	0	0/0
TTU	0/0	0-0-0	0.0-0	0.0-0	0	0	0	0/0
AFA	0/0	0-0-0	0.0-0	0.0-0	0	0	0	0/0
at BYU	1/0	0-0-0	0.0-0	0.0-0	0	0	0	0/0
UNLV	0/0	0-0-0	0.0-0	0.0-0	0	0	0	



at BSU	0/0	0-0-0	0.0-0	0.0-0	0	0	0	0/0
vs. UNT	0/0	0-0-0	0.0-0	0.0-0	0	0	0	0/0
2017	G/GS	U-A-T	TFL	Sack	INT	PB	QH	F/R
at WIS	1/0	1-0-1	0.0-0	0.0-0	0	0	0	1/0
ISU	0/0	0-0-0	0.0-0	0.0-0	0	0	0	0/0
at WF	1/0	0-0-0	0.0-0	0.0-0	0	0	0	0/0
at SJSU	1/0	1-1-2	0.0-0	0.0-0	0	0	0	0/0
BYU	1/0	1-3-4	0.0-0	0.0-0	0	0	0	0/0
CSU	1/0	1-2-3	0.0-0	0.0-0	0	0	0	0/0
WYO	1/0	2-1-3	1.0-4	0.0-0	0	0	0	0/0
at UNLV	1/0	1-0-1	0.0-0	0.0-0	0	0	0	1/0
BSU	1/0	1-0-1	0.0-0	0.0-0	0	0	0	0/0
at UNM	1/0	0-1-1	0.0-0	0.0-0	0	0	0	0/0
UH	1/0	0-0-0	0.0-0	0.0-0	0	0	0	0/0
at AFA	1/0	3-4-7	1.0-4	0.0-0	0	0	0	0/0
vs NMSU	0/0	0-0-0	0.0-0	0.0-0	0	0	0	0/0
2016	G/GS	U-A-T	TFL	Sack	INT	PB	QH	F/R
WSU	0/0	0-0-0	0.0-0	0.0-0	0	0	0	0/0
at USC	1/0	0-0-0	0.0-0	0.0-0	0	0	0	0/0
ASU	1/0	0-0-0	0.0-0	0.0-0	0	0	0	0/0
AFA	1/0	0-1-1	0.0-0	0.0-0	0	0	0	0/0
at BSU	1/0	0-1-1	0.0-0	0.0-0	0	0	0	0/0
at CSU	1/0	0-2-2	0.0-0	0.0-0	0	0	0	0/0
FS	1/0	0-0-0	0.0-0	0.0-0	0	0	0	0/0
SDSU	1/1	0-0-0	0.0-0	0.0-0	0	0	0	0/0
at WYO	1/0	0-0-0	0.0-0	0.0-0	0	0	0	0/0
UNM	1/1	0-4-4	0.5-1	0.0-0	0	0	0	0/0
at NEV	1/0	1-0-1	0.0-0	0.0-0	0	0	0	0/1
at BYU	1/1	1-0-1	0.0-0	0.0-0	0	0	0	0/0



72 - ALFRED EDWARDS
 OL • 6-7 • 310 • SO-1L
 Redlands, Calif.
 (Redlands Senior HS)

CAREER STATS - OFFENSIVE LINE

Year	G/GS	Snp	Grd	Tch	Eff.	Ass.	KD
2018	12/11	662	NA	NA	NA	NA	10
2019	1/1	81	NA	NA	NA	NA	1
TOTAL	13/12	743	NA	NA	NA	NA	11

GAME-BY-GAME - OFFENSIVE LINE

2019	G/GS	Snp	Grd	Tch	Eff.	Ass.	KD
at WF	1/1	81	NA	NA	NA	NA	1
SB	0/0	0	0	0	0	0	0
at SDSU	0/0	0	0	0	0	0	0
CSU	0/0	0	0	0	0	0	0
at LSU	0/0	0	0	0	0	0	0
NEV	0/0	0	0	0	0	0	0
at AFA	0/0	0	0	0	0	0	0
BYU	0/0	0	0	0	0	0	0
at FS	0/0	0	0	0	0	0	0
WYO	0/0	0	0	0	0	0	0
BSU	0/0	0	0	0	0	0	0
at UNM	0/0	0	0	0	0	0	0

2018	G/GS	Snp	Grd	Tch	Eff.	Ass.	KD
at MSU	1/1	68	NA	NA	NA	NA	2
NMSU	1/1	51	NA	NA	NA	NA	1
TTU	1/1	50	NA	NA	NA	NA	0
AFA	1/1	64	NA	NA	NA	NA	1
at BYU	1/1	4	NA	NA	NA	NA	0
UNLV	0/0	0	NA	NA	NA	NA	0
at WYO	1/0	40	NA	NA	NA	NA	1
UNM	1/1	58	NA	NA	NA	NA	1
at UH	1/1	61	NA	NA	NA	NA	0
SJSU	1/1	73	NA	NA	NA	NA	3
at CSU	1/1	54	NA	NA	NA	NA	1
at BSU	1/1	69	NA	NA	NA	NA	1
vs. UNT	1/1	70	NA	NA	NA	NA	1



73 - KYLER HACK
 OL • 6-4 • 300 • SO-RS
 Las Vegas, Nev.
 (Orange Coast CC)


CAREER STATS - OFFENSIVE LINE

Year	G/GS	Snp	Grd	Tch	Eff.	Ass.	KD
2018	3/0	64	NA	NA	NA	NA	3
2019	1/1	72	NA	NA	NA	NA	3
TOTAL	4/1	136	NA	NA	NA	NA	6

GAME-BY-GAME - OFFENSIVE LINE

2019	G/GS	Snp	Grd	Tch	Eff.	Ass.	KD
at WF	0/0	0	NA	NA	NA	NA	0
SB	1/1	72	NA	NA	NA	NA	3
at SDSU	0/0	0	0	0	0	0	0
CSU	0/0	0	0	0	0	0	0
at LSU	0/0	0	0	0	0	0	0
NEV	0/0	0	0	0	0	0	0
at AFA	0/0	0	0	0	0	0	0
BYU	0/0	0	0	0	0	0	0
at FS	0/0	0	0	0	0	0	0
WYO	0/0	0	0	0	0	0	0
BSU	0/0	0	0	0	0	0	0
at UNM	0/0	0	0	0	0	0	0

2018	G/GS	Snp	Grd	Tch	Eff.	Ass.	KD
at MSU	0/0	0	NA	NA	NA	NA	0
NMSU	0/0	0	NA	NA	NA	NA	0
TTU	0/0	0	NA	NA	NA	NA	0
AFA	0/0	0	NA	NA	NA	NA	0
at BYU	0/0	0	NA	NA	NA	NA	0
UNLV	0/0	0	NA	NA	NA	NA	0
at WYO	0/0	0	NA	NA	NA	NA	0
UNM	1/0	36	NA	NA	NA	NA	2
at UH	1/0	17	NA	NA	NA	NA	1
SJSU	1/0	11	NA	NA	NA	NA	0
at CSU	0/0	0	NA	NA	NA	NA	0
at BSU	0/0	0	NA	NA	NA	NA	0
vs. UNT	0/0	0	NA	NA	NA	NA	0



74 - CHANDLER DOLPHIN
 OL • 6-3 • 295 • SO-SQ
 Sandy, Utah
 (Alta HS)

CAREER STATS - OFFENSIVE LINE

Year	G/GS	Snp	Grd	Tch	Eff.	Ass.	KD
2018	4/0	26	NA	NA	NA	NA	2
2019	1/0	17	NA	NA	NA	NA	0
TOTAL	5/0	43	NA	NA	NA	NA	2

GAME-BY-GAME - OFFENSIVE LINE

2019	G/GS	Snp	Grd	Tch	Eff.	Ass.	KD
at WF	0/0	0	NA	NA	NA	NA	0
SB	1/0	17	NA	NA	NA	NA	0
at SDSU	0/0	0	0	0	0	0	0
CSU	0/0	0	0	0	0	0	0
at LSU	0/0	0	0	0	0	0	0
NEV	0/0	0	0	0	0	0	0
at AFA	0/0	0	0	0	0	0	0
BYU	0/0	0	0	0	0	0	0
at FS	0/0	0	0	0	0	0	0
WYO	0/0	0	0	0	0	0	0
BSU	0/0	0	0	0	0	0	0
at UNM	0/0	0	0	0	0	0	0

2018	G/GS	Snp	Grd	Tch	Eff.	Ass.	KD
at MSU	0/0	0	NA	NA	NA	NA	0
NMSU	0/0	0	NA	NA	NA	NA	0
TTU	1/0	8	NA	NA	NA	NA	2
AFA	0/0	0	NA	NA	NA	NA	0
at BYU	0/0	0	NA	NA	NA	NA	0
UNLV	1/0	11	NA	NA	NA	NA	0

at WYO	0/0	0	NA	NA	NA	NA	0
UNM	1/0	4	NA	NA	NA	NA	0
at UH	0/0	0	NA	NA	NA	NA	0
SJSU	1/0	6	NA	NA	NA	NA	0
at CSU	0/0	0	NA	NA	NA	NA	0
at BSU	0/0	0	NA	NA	NA	NA	0
vs. UNT	0/0	0	NA	NA	NA	NA	0



75 - TY SHAW
 OL • 6-4 • 300 • JR-1L
 South Jordan, Utah
 (Herriman HS)

CAREER STATS - OFFENSIVE LINE

Year	G/GS	Snp	Grd	Tch	Eff.	Ass.	KD
2017	6/0	97	NA	NA	NA	NA	9
2018	4/0	52	NA	NA	NA	NA	1
2019	2/2	83	NA	NA	NA	NA	0
TOTAL	12/2	232	NA	NA	NA	NA	10

GAME-BY-GAME - OFFENSIVE LINE

2019	G/GS	Snp	Grd	Tch	Eff.	Ass.	KD
at WF	1/1	51	NA	NA	NA	NA	0
SB	1/1	32	NA	NA	NA	NA	0
at SDSU	0/0	0	0	0	0	0	0
CSU	0/0	0	0	0	0	0	0
at LSU	0/0	0	0	0	0	0	0
NEV	0/0	0	0	0	0	0	0
at AFA	0/0	0	0	0	0	0	0
BYU	0/0	0	0	0	0	0	0
at FS	0/0	0	0	0	0	0	0
WYO	0/0	0	0	0	0	0	0
BSU	0/0	0	0	0	0	0	0
at UNM	0/0	0	0	0	0	0	0

2018	G/GS	Snp	Grd	Tch	Eff.	Ass.	KD
at MSU	0/0	0	NA	NA	NA	NA	0
NMSU	1/0	10	NA	NA	NA	NA	0
TTU	1/0	4	NA	NA	NA	NA	0
AFA	0/0	0	NA	NA	NA	NA	0
at BYU	0/0	0	NA	NA	NA	NA	0
UNLV	1/0	20	NA	NA	NA	NA	0
at WYO	0/0	0	NA	NA	NA	NA	0
UNM	1/0	18	NA	NA	NA	NA	1
at UH	0/0	0	NA	NA	NA	NA	0
SJSU	0/0	0	NA	NA	NA	NA	0
at CSU	0/0	0	NA	NA	NA	NA	0
at BSU	0/0	0	NA	NA	NA	NA	0
vs. UNT	0/0	0	NA	NA	NA	NA	0

2017	G/GS	Snp	Grd	Tch	Eff.	Ass.	KD
at WIS	1/0	7	NA	NA	NA	NA	0
ISU	1/0	32	NA	NA	NA	NA	5
at WF	1/0	13	NA	NA	NA	NA	2
at SJSU	1/0	33	NA	NA	NA	NA	0
BYU	0/0	0	NA	NA	NA	NA	0
CSU	1/0	6	NA	NA	NA	NA	1
WYO	0/0	0	NA	NA	NA	NA	0
at UNLV	0/0	0	NA	NA	NA	NA	0
BSU	0/0	0	NA	NA	NA	NA	0
at UNM	0/0	0	NA	NA	NA	NA	0
UH	1/0	6	NA	NA	NA	NA	1
at AFA	0/0	0	NA	NA	NA	NA	0
vs NMSU	0/0	0	NA	NA	NA	NA	0



77 - ANDY KOCH
 OL • 6-6 • 290 • FR-RS
 Eastvale, Calif.
 (Eleanor Roosevelt HS)

CAREER STATS - OFFENSIVE LINE

Year	G/GS	Snp	Grd	Tch	Eff.	Ass.	KD
2018	3/0	47	NA	NA	NA	NA	4.0
2019	2/2	154	NA	NA	NA	NA	11.5
TOTAL	5/2	201	NA	NA			

GAME-BY-GAME - OFFENSIVE LINE

2019	G/GS	Snp	Grd	Tch	Eff.	Ass.	KD
at WF	1/1	81	NA	NA	NA	NA	8.5
SB	1/1	73	NA	NA	NA	NA	3
at SDSU	0/0	0	0	0	0	0	0
CSU	0/0	0	0	0	0	0	0
at LSU	0/0	0	0	0	0	0	0
NEV	0/0	0	0	0	0	0	0
at AFA	0/0	0	0	0	0	0	0
BYU	0/0	0	0	0	0	0	0
at FS	0/0	0	0	0	0	0	0
WYO	0/0	0	0	0	0	0	0
BSU	0/0	0	0	0	0	0	0
at UNM	0/0	0	0	0	0	0	0

2018	G/GS	Snp	Grd	Tch	Eff.	Ass.	KD
at MSU	0/0	0	NA	NA	NA	NA	0
NMSU	1/0	7	NA	NA	NA	NA	0
TTU	1/0	23	NA	NA	NA	NA	3
AFA	0/0	0	NA	NA	NA	NA	0
at BYU	0/0	0	NA	NA	NA	NA	0
UNLV	0/0	0	NA	NA	NA	NA	0
at WYO	0/0	0	NA	NA	NA	NA	0
UNM	0/0	0	NA	NA	NA	NA	0
at UH	1/0	17	NA	NA	NA	NA	1
SJSU	0/0	0	NA	NA	NA	NA	0
at CSU	0/0	0	NA	NA	NA	NA	0
at BSU	0/0	0	NA	NA	NA	NA	0
vs. UNT	0/0	0	NA	NA	NA	NA	0



76 - JACKSON OWENS
OL • 6-5 • 305 • FR-HS
Sandy, Utah
(East HS)

CAREER STATS - OFFENSIVE LINE

Year	G/GS	Snp	Grd	Tch	Eff.	Ass.	KD
2019	1/0	17	NA	NA	NA	NA	1

GAME-BY-GAME - OFFENSIVE LINE

2019	G/GS	Snp	Grd	Tch	Eff.	Ass.	KD
at WF	0/0	0	0	0	0	0	0
SB	1/0	17	NA	NA	NA	NA	1
at SDSU	0/0	0	0	0	0	0	0
CSU	0/0	0	0	0	0	0	0
at LSU	0/0	0	0	0	0	0	0
NEV	0/0	0	0	0	0	0	0
at AFA	0/0	0	0	0	0	0	0
BYU	0/0	0	0	0	0	0	0
at FS	0/0	0	0	0	0	0	0
WYO	0/0	0	0	0	0	0	0
BSU	0/0	0	0	0	0	0	0
at UNM	0/0	0	0	0	0	0	0



78 - JACOB SOUTH
OL • 6-5 • 295 • FR-RS
Anacortes, Wash.
(Anacortes HS)

CAREER STATS - OFFENSIVE LINE

Year	G/GS	Snp	Grd	Tch	Eff.	Ass.	KD
2018	3/0	37	NA	NA	NA	NA	1
2019	1/0	17	NA	NA	NA	NA	0
TOTAL	4/0	37	NA	NA	NA	NA	1

GAME-BY-GAME - OFFENSIVE LINE

2019	G/GS	Snp	Grd	Tch	Eff.	Ass.	KD
at WF	0/0	0	NA	NA	NA	NA	0
SB	1/0	17	NA	NA	NA	NA	0
at SDSU	0/0	0	0	0	0	0	0
CSU	0/0	0	0	0	0	0	0
at LSU	0/0	0	0	0	0	0	0
NEV	0/0	0	0	0	0	0	0
at AFA	0/0	0	0	0	0	0	0
BYU	0/0	0	0	0	0	0	0

at FS	0/0	0	0	0	0	0	0
WYO	0/0	0	0	0	0	0	0
BSU	0/0	0	0	0	0	0	0
at UNM	0/0	0	0	0	0	0	0

2018	G/GS	Snp	Grd	Tch	Eff.	Ass.	KD
at MSU	0/0	0	NA	NA	NA	NA	0
NMSU	1/0	14	NA	NA	NA	NA	0
TTU	1/0	23	NA	NA	NA	NA	1
AFA	0/0	0	NA	NA	NA	NA	0
at BYU	0/0	0	NA	NA	NA	NA	0
UNLV	0/0	0	NA	NA	NA	NA	0
at WYO	0/0	0	NA	NA	NA	NA	0
UNM	0/0	0	NA	NA	NA	NA	0
at UH	0/0	0	NA	NA	NA	NA	0
SJSU	0/0	0	NA	NA	NA	NA	0
at CSU	0/0	0	NA	NA	NA	NA	0
BSU	0/0	0	NA	NA	NA	NA	0
vs. UNT	0/0	0	NA	NA	NA	NA	0



79 - WADE MEACHAM
OL • 6-6 • 305 • FR-RS
Layton, Utah
(Layton HS)

CAREER STATS - OFFENSIVE LINE

Year	G/GS	Snp	Grd	Tch	Eff.	Ass.	KD
2018	4/0	68	NA	NA	NA	NA	0
2019	1/0	15	NA	NA	NA	NA	0
TOTAL	5/0	83	NA	NA	NA	NA	0

GAME-BY-GAME - OFFENSIVE LINE

2019	G/GS	Snp	Grd	Tch	Eff.	Ass.	KD
at WF	0/0	0	NA	NA	NA	NA	0
SB	1/0	15	NA	NA	NA	NA	0
at SDSU	0/0	0	0	0	0	0	0
CSU	0/0	0	0	0	0	0	0
at LSU	0/0	0	0	0	0	0	0
NEV	0/0	0	0	0	0	0	0
at AFA	0/0	0	0	0	0	0	0
BYU	0/0	0	0	0	0	0	0
at FS	0/0	0	0	0	0	0	0
WYO	0/0	0	0	0	0	0	0
BSU	0/0	0	0	0	0	0	0
at UNM	0/0	0	0	0	0	0	0

2018	G/GS	Snp	Grd	Tch	Eff.	Ass.	KD
at MSU	0/0	0	NA	NA	NA	NA	0
NMSU	1/0	10	NA	NA	NA	NA	0
TTU	1/0	8	NA	NA	NA	NA	0
AFA	0/0	0	NA	NA	NA	NA	0
at BYU	0/0	0	NA	NA	NA	NA	0
UNLV	1/0	17	NA	NA	NA	NA	0
at WYO	0/0	0	NA	NA	NA	NA	0
UNM	1/0	33	NA	NA	NA	NA	0
at UH	0/0	0	NA	NA	NA	NA	0
SJSU	0/0	0	NA	NA	NA	NA	0
at CSU	0/0	0	NA	NA	NA	NA	0
at BSU	0/0	0	NA	NA	NA	NA	0
vs. UNT	0/0	0	NA	NA	NA	NA	0



80 - SIAOSI MARINER
WR • 6-2 • 195 • GR-TR
Tustin, Calif.
(Tustin HS)
(Utah)

CAREER STATS - RECEIVING

Year	G/GS	Rec	Yds	Avg	TD	Long
2019	2/2	13	191	14.7	2	29

CAREER HIGHS - RECEIVING

Receptions: 8, at Wake Forest (8/30/19)
Receiving Yards: 118, at Wake Forest (8/30/19)
Receiving TDs: 1, two times
Long Catch: 29, vs. Stony Brook (9/7/19)

GAME-BY-GAME RECEIVING

2019	G/GS	Rec	Yds	Avg	TD	LG
at WF	1/1	8	118	14.8	1	28
SB	1/1	5	73	14.6	1	29
at SDSU	0/0	0	0	0.0	0	0
CSU	0/0	0	0	0.0	0	0
at LSU	0/0	0	0	0.0	0	0
NEV	0/0	0	0	0.0	0	0
at AFA	0/0	0	0	0.0	0	0
BYU	0/0	0	0	0.0	0	0
at FS	0/0	0	0	0.0	0	0
WYO	0/0	0	0	0.0	0	0
BSU	0/0	0	0	0.0	0	0
at UNM	0/0	0	0	0.0	0	0



81 - TIM PATRICK JR.
WR • 6-0 • 185 • FR-RS
San Diego, Calif.
(Morse HS)


CAREER STATS - RECEIVING

Year	G/GS	Rec	Yds	Avg	TD	Long
2018	2/0	0	0	0.0	0	0
2019	1/0	0	0	0.0	0	0
TOTAL	3/0	0	0	0.0	0	0

GAME-BY-GAME RECEIVING

2019	G/GS	Rec	Yds	Avg	TD	LG
at WF	0/0	0	0	0.0	0	0
SB	1/0	0	0	0.0	0	0
at SDSU	0/0	0	0	0.0	0	0
CSU	0/0	0	0	0.0	0	0
at LSU	0/0	0	0	0.0	0	0
NEV	0/0	0	0	0.0	0	0
at AFA	0/0	0	0	0.0	0	0
BYU	0/0	0	0	0.0	0	0
at FS	0/0	0	0	0.0	0	0
WYO	0/0	0	0	0.0	0	0
BSU	0/0	0	0	0.0	0	0
at UNM	0/0	0	0	0.0	0	0

2018	G/GS	Rec	Yds	Avg	TD	LG
at MSU	0/0	0	0	0.0	0	0
NMSU	0/0	0	0	0.0	0	0
TTU	1/0	0	0	0.0	0	0
AFA	0/0	0	0	0.0	0	0
at BYU	0/0	0	0	0.0	0	0
UNLV	1/0	0	0	0.0	0	0
at WYO	0/0	0	0	0.0	0	0
UNM	0/0	0	0	0.0	0	0
at UH	0/0	0	0	0.0	0	0
SJSU	0/0	0	0	0.0	0	0
at CSU	0/0	0	0	0.0	0	0
at BSU	0/0	0	0	0.0	0	0
vs. UNT	0/0	0	0	0.0	0	0



83 - DEREK WRIGHT
WR • 6-1 • 185 • JR-JC
Sterling, Utah
(Manfi HS)
(Snow College)

CAREER STATS - RECEIVING

Year	G/GS	Rec	Yds	Avg	TD	Long
2019	2/0	2	30	15.0	1	30

CAREER HIGHS - RECEIVING

Receptions: 2, vs. Stony Brook (9/7/19)
Receiving Yards: 30, vs. Stony Brook (9/7/19)
Receiving TDs: 1, vs. Stony Brook (9/7/19)
Long Catch: 30, vs. Stony Brook (9/7/19)

GAME-BY-GAME RECEIVING

2019	G/GS	Rec	Yds	Avg	TD	LG
at WF	1/0	0	0	0.0	0	0
SB	1/0	2	30	15.0	1	30
at SDSU	0/0	0	0	0.0	0	0





CSU	0/0	0	0	0.0	0	0
at LSU	0/0	0	0	0.0	0	0
NEV	0/0	0	0	0.0	0	0
at AFA	0/0	0	0	0.0	0	0
BYU	0/0	0	0	0.0	0	0
at FS	0/0	0	0	0.0	0	0
WYO	0/0	0	0	0.0	0	0
BSU	0/0	0	0	0.0	0	0
at UNM	0/0	0	0	0.0	0	0



85 - MOSESE MANU

TE • 6-3 • 250 • JR-JC

West Bountiful, Utah

(Bountiful HS)

(Mt. San Antonio College)

CAREER STATS - RECEIVING

Year	G/GS	Rec	Yds	Avg	TD	Long
2019	1/0	0	0	0.0	0	0

GAME-BY-GAME RECEIVING

2019	G/GS	Rec	Yds	Avg	TD	LG
at WF	0/0	0	0	0.0	0	0
SB	1/0	0	0	0.0	0	0
at SDSU	0/0	0	0	0.0	0	0
CSU	0/0	0	0	0.0	0	0
at LSU	0/0	0	0	0.0	0	0
NEV	0/0	0	0	0.0	0	0
at AFA	0/0	0	0	0.0	0	0
BYU	0/0	0	0	0.0	0	0
at FS	0/0	0	0	0.0	0	0
WYO	0/0	0	0	0.0	0	0
BSU	0/0	0	0	0.0	0	0
at UNM	0/0	0	0	0.0	0	0



87 - CALEB REPP

TE • 6-5 • 225 • GR-TR

Rancho Cucamonga, Calif.

(Los Osos HS)

(Utah)

CAREER STATS - RECEIVING

Year	G/GS	Rec	Yds	Avg	TD	Long
2019	2/1	10	117	11.7	0	28

CAREER HIGHS - RECEIVING

Receptions: 5, two times

Receiving Yards: 59, at Wake Forest (8/30/19)

Long Catch: 28, vs. Stony Brook (9/7/19)

GAME-BY-GAME RECEIVING

2019	G/GS	Rec	Yds	Avg	TD	LG
at WF	1/1	5	59	11.8	0	23
SB	1/0	5	58	11.6	0	28
at SDSU	0/0	0	0	0.0	0	0
CSU	0/0	0	0	0.0	0	0
at LSU	0/0	0	0	0.0	0	0
NEV	0/0	0	0	0.0	0	0
at AFA	0/0	0	0	0.0	0	0
BYU	0/0	0	0	0.0	0	0
at FS	0/0	0	0	0.0	0	0
WYO	0/0	0	0	0.0	0	0
BSU	0/0	0	0	0.0	0	0
at UNM	0/0	0	0	0.0	0	0



88 - CARSON TERRELL

TE • 6-5 • 245 • JR-2L

Lehi, Utah

(Lehi HS)

CAREER STATS - RECEIVING

Year	G/GS	Rec	Yds	Avg	TD	Long
2017	12/0	10	107	10.7	0	22
2018	13/3	10	150	15.0	1	40
2019	2/2	4	23	5.8	0	10
TOTAL	27/5	24	280	11.7	1	40

CAREER HIGHS - RECEIVING

Receptions: 3, two times

Receiving Yards: 42, at BYU (10/5/18)

Receiving TDs: 1, vs. New Mexico (10/27/18)

Long Catch: 40, at BYU (10/5/18)

GAME-BY-GAME RECEIVING

2019	G/GS	Rec	Yds	Avg	TD	LG
at WF	1/1	3	17	5.7	0	10
SB	1/1	1	6	6.0	0	6
at SDSU	0/0	0	0	0.0	0	0
CSU	0/0	0	0	0.0	0	0
at LSU	0/0	0	0	0.0	0	0
NEV	0/0	0	0	0.0	0	0
at AFA	0/0	0	0	0.0	0	0
BYU	0/0	0	0	0.0	0	0
at FS	0/0	0	0	0.0	0	0
WYO	0/0	0	0	0.0	0	0
at BSU	0/0	0	0	0.0	0	0
at UNM	0/0	0	0	0.0	0	0

2018	G/GS	Rec	Yds	Avg	TD	LG
at MSU	1/0	1	9	9.0	0	9
NMSU	1/0	0	0	0.0	0	0
TTU	1/0	3	37	12.3	0	24
AFA	1/0	1	14	14.0	0	14
at BYU	1/0	2	42	21.0	0	40
UNLV	1/1	1	12	12.0	0	12
at WYO	1/1	1	7	7.0	0	7
UNM	1/1	1	29	29.0	1	29
at UH	1/0	0	0	0.0	0	0
SJSU	1/0	0	0	0.0	0	0
at CSU	1/0	0	0	0.0	0	0
at BSU	1/0	0	0	0.0	0	0
vs. UNT	1/0	0	0	0.0	0	0

2017	G/GS	Rec	Yds	Avg	TD	LG
at WIS	1/0	2	18	9.0	0	13
ISU	1/0	1	19	19.0	0	19
at WF	1/0	1	6	6.0	0	6
at SJSU	1/0	1	18	18.0	0	18
BYU	1/0	0	0	0.0	0	0
CSU	1/0	1	16	16.0	0	16
WYO	1/0	2	25	12.5	0	22
at UNLV	1/0	1	3	3.0	0	3
BSU	0/0	0	0	0.0	0	0
at UNM	1/0	0	0	0.0	0	0
UH	1/0	1	2	2.0	0	2
at AFA	1/0	0	0	0.0	0	0
vs NMSU	1/0	0	0	0.0	0	0



89 - TRAVIS BOMAN

TE • 6-4 • 245 • JR-1L

Henderson, Nev.

(Coronado HS)

CAREER STATS - RECEIVING

Year	G/GS	Rec	Yds	Avg	TD	Long
2018	11/0	1	11	11.0	0	11
2019	2/0	2	7	3.5	0	5
TOTAL	13/0	3	18	6.0	0	11

CAREER HIGHS - RECEIVING

Receptions: 2, vs. Stony Brook (9/7/19)

Receiving Yards: 11, vs. Tennessee Tech (9/13/18)

Long Catch: 11, vs. Tennessee Tech (9/13/18)

GAME-BY-GAME RECEIVING

2019	G/GS	Rec	Yds	Avg	TD	LG
at WF	1/0	0	0	0.0	0	0
SB	1/0	2	7	3.5	0	5
at SDSU	0/0	0	0	0.0	0	0
CSU	0/0	0	0	0.0	0	0
at LSU	0/0	0	0	0.0	0	0
NEV	0/0	0	0	0.0	0	0
at AFA	0/0	0	0	0.0	0	0

BYU	0/0	0	0	0.0	0	0
at FS	0/0	0	0	0.0	0	0
WYO	0/0	0	0	0.0	0	0
BSU	0/0	0	0	0.0	0	0
at UNM	0/0	0	0	0.0	0	0

2018	G/GS	Rec	Yds	Avg	TD	LG
at MSU	0/0	0	0	0.0	0	0
NMSU	1/0	0	0	0.0	0	0
TTU	1/0	1	11	11.0	0	11
AFA	0/0	0	0	0.0	0	0
at BYU	1/0	0	0	0.0	0	0
UNLV	1/0	0	0	0.0	0	0
at WYO	1/0	0	0	0.0	0	0
UNM	0/0	0	0	0.0	0	0
at UH	1/0	0	0	0.0	0	0
SJSU	1/0	0	0	0.0	0	0
at CSU	1/0	0	0	0.0	0	0
at BSU	1/0	0	0	0.0	0	0
vs. UNT	1/0	0	0	0.0	0	0



89 - AARON DALTON

P • 6-4 • 215 • RS-SR-3L

Bountiful, Utah

(Viewmont HS)

CAREER STATS - PUNTS

Year	GP	No.	Yds	Avg	LG	50+	I20
2015	13	72	2,974	41.3	69	9	27
2016	12	62	2,348	37.9	56	8	19
2017	13	76	3,193	42.0	63	10	26
2018	0	0	0	0.0	0	0	0
2019	2	7	273	39.0	49	0	1
TOTAL	39	217	8,788	40.5	69	27	73

CAREER HIGHS - PUNTS

Punts: 13, vs. Southern Utah (9/3/15)

Avg: 50.3, at Air Force (11/14/15)

Long: 69, vs. Akron (12/12/15)

I20: 5, vs. New Mexico State (12/29/17)

GAME-BY-GAME PUNTING

2019	No.	Yds	Avg	LG	I20
at WF	7	273	39.0	49	1
SB	0	0	0.0	0	0
at SDSU	0	0	0.0	0	0
CSU	0	0	0.0	0	0
at LSU	0	0	0.0	0	0
NEV	0	0	0.0	0	0
at AFA	0	0	0.0	0	0
BYU	0	0	0.0	0	0
at FS	0	0	0.0	0	0
WYO	0	0	0.0	0	0
BSU	0	0	0.0	0	0
at UNM	0	0	0.0	0	0

2018	No.	Yds	Avg	LG	I20
at MSU	0	0	0.0	0	0
NMSU	0	0	0.0	0	0
TTU	0	0	0.0	0	0
AFA	0	0	0.0	0	0
at BYU	0	0	0.0	0	0
UNLV	0	0	0.0	0	0
at WYO	0	0	0.0	0	0
UNM	0	0	0.0	0	0
at UH	0	0	0.0	0	0
SJSU	0	0	0.0	0	0
at CSU	0	0	0.0	0	0
at BSU	0	0	0.0	0	0
vs. UNT	0	0	0.0	0	0

2017	No.	Yds	Avg	LG	I20
at WIS	5	218	43.6	55	2
ISU	2	86	43.0	44	1
at WF	9	367	40.8	54	4
at SJSU	4	158	39.5	43	2



BYU	8	352	44.0	55	1
CSU	10	429	42.9	54	3
WYO	2	81	40.5	41	1
at UNLV	3	123	41.0	44	2
BSU	9	348	38.7	44	2
at UNM	6	279	46.5	63	0
UH	4	155	38.8	44	1
at AFA	5	196	39.2	47	2
vs NMSU	9	401	44.6	55	5

2016	No.	Yds	Avg	LG	I20
WSU	2	39	19.5	22	0
at USC	5	217	43.4	56	2
ASU	8	303	37.9	49	2
AFA	3	100	33.3	38	2
at BSU	9	352	39.1	51	4
at CSU	7	268	38.3	54	2
FS	4	131	32.8	38	2
SDSU	7	310	44.3	52	1
at WYO	4	137	34.2	54	1
UNM	4	134	33.5	41	1
at NEV	3	96	32.0	43	0
at BYU	6	261	43.5	56	2

2015	No.	Yds	Avg	LG	I20
SUU	13	463	35.6	48	3
at Utah	5	208	41.6	49	1
at Wash	4	139	34.8	42	1
CSU	4	180	45.0	58	1
at FS	6	252	42.0	49	2
BSU	7	282	40.3	51	2
at SDSU	6	260	43.3	56	3
WYO	1	38	38.0	38	0
at UNM	6	279	46.5	63	4
at AFA	7	352	50.3	57	2
NEV	3	110	36.7	40	3
BYU	4	144	36.0	44	2
vs. AKR	6	267	44.5	69	3



90 - RITISONI FATA
DT • 6-1 • 295 • JR-2L
Redlands, Calif.
(East Valley HS)

CAREER STATS - DEFENSE

Year	G/GS	UA-AT-TT	TFL	Sack	INT	PB	FF	FR
2017	8/2	1-10-11	1.5-3	0.0-0	0-0	0	0	0
2018	9/0	4-7-11	2.0-3	0.0-0	0-0	0	0	0
2019	2/0	1-2-3	0.0-0	0.0-0	0-0	0	0	0
TOTAL	19/2	6-19-25	3.5-6	0.0-0	0-0	0	0	0

CAREER HIGHS - DEFENSE

Tackles: 4, two times
TFL: 1.5, vs. New Mexico (10/27/18)

GAME-BY-GAME DEFENSE

2019	G/GS	U-A-T	TFL	Sack	INT	PB	QH	F/R
at WF	1/0	0-2-2	0.0-0	0.0-0	0	0	0	0/0
SB	1/0	1-0-1	0.0-0	0.0-0	0	0	0	0/0
at SDSU	0/0	0-0-0	0.0-0	0.0-0	0	0	0	0/0
CSU	0/0	0-0-0	0.0-0	0.0-0	0	0	0	0/0
at LSU	0/0	0-0-0	0.0-0	0.0-0	0	0	0	0/0
NEV	0/0	0-0-0	0.0-0	0.0-0	0	0	0	0/0
at AFA	0/0	0-0-0	0.0-0	0.0-0	0	0	0	0/0
BYU	0/0	0-0-0	0.0-0	0.0-0	0	0	0	0/0
at FS	0/0	0-0-0	0.0-0	0.0-0	0	0	0	0/0
WYO	0/0	0-0-0	0.0-0	0.0-0	0	0	0	0/0
BSU	0/0	0-0-0	0.0-0	0.0-0	0	0	0	0/0
at UNM	0/0	0-0-0	0.0-0	0.0-0	0	0	0	0/0

2018	G/GS	U-A-T	TFL	Sack	INT	PB	QH	F/R
at MSU	0/0	0-0-0	0.0-0	0.0-0	0	0	0	0/0
NMSU	0/0	0-0-0	0.0-0	0.0-0	0	0	0	0/0
TTU	1/0	1-1-2	0.5-1	0.0-0	0	0	0	0/0
AFA	1/0	0-1-1	0.0-0	0.0-0	0	0	0	0/0
at BYU	1/0	0-0-0	0.0-0	0.0-0	0	0	0	0/0

UNLV	1/0	1-0-1	0.0-0	0.0-0	0	0	0	0/0
at WYO	1/0	0-0-0	0.0-0	0.0-0	0	0	0	0/0
UNM	1/0	2-1-3	1.5-2	0.0-0	0	0	0	0/0
at UH	1/0	0-0-0	0.0-0	0.0-0	0	0	0	0/0
SJSU	0/0	0-0-0	0.0-0	0.0-0	0	0	0	0/0
at CSU	0/0	0-0-0	0.0-0	0.0-0	0	0	0	0/0
at BSU	1/0	0-4-4	0.0-0	0.0-0	0	0	0	0/0
vs. UNT	1/0	0-0-0	0.0-0	0.0-0	0	0	0	0/0

2017	G/GS	U-A-T	TFL	Sack	INT	PB	QH	F/R
at WIS	1/1	0-0-0	0.0-0	0.0-0	0	0	0	0/0
ISU	1/0	0-3-3	0.0-0	0.0-0	0	0	0	0/0
at WF	1/0	0-0-0	0.0-0	0.0-0	0	0	0	0/0
at SJSU	1/0	1-1-2	1.0-2	0.0-0	0	0	0	0/0
BYU	1/1	0-2-2	0.0-0	0.0-0	0	0	0	0/0
CSU	0/0	0-0-0	0.0-0	0.0-0	0	0	0	0/0
WYO	0/0	0-0-0	0.0-0	0.0-0	0	0	0	0/0
at UNLV	0/0	0-0-0	0.0-0	0.0-0	0	0	0	0/0
BSU	1/0	0-0-0	0.0-0	0.0-0	0	0	0	0/0
at UNM	1/0	0-0-0	0.0-0	0.0-0	0	0	0	0/0
UH	1/0	0-4-4	0.5-1	0.0-0	0	0	0	0/0
at AFA	0/0	0-0-0	0.0-0	0.0-0	0	0	0	0/0
vs NMSU	0/0	0-0-0	0.0-0	0.0-0	0	0	0	0/0



91 - DEVON ANDERSON
DT • 6-1 • 295 • SR-2L
Baltimore, Md.
(Overlea HS)
(Dodge City CC)

CAREER STATS - DEFENSE

Year	G/GS	UA-AT-TT	TFL	Sack	INT	PB	FF	FR
2017	12/5	19-13-32	3.5-10	1.0-5	0-0	0	2	1
2018	13/9	8-26-34	3.0-10	1.5-7	0-0	0	0	1
2019	2/2	4-3-7	0.0-0	0.0-0	0-0	0	0	0
TOTAL	27/16	31-42-73	6.5-20	2.5-12	0-0	0	2	2

CAREER HIGHS - DEFENSE

Tackles: 7, at New Mexico (11/4/17)
TFLs: 1.0, four times
Sacks: 1.0, two times
FF: 2, at New Mexico (11/4/17)
FR: 1, two times
QBH: 1, vs. Stony Brook (9/7/19)

GAME-BY-GAME DEFENSE

2019	G/GS	U-A-T	TFL	Sack	INT	PB	QH	F/R
at WF	1/1	3-1-4	0.0-0	0.0-0	0	0	0	0/0
SB	1/1	1-2-3	0.0-0	0.0-0	0	0	1	0/0
at SDSU	0/0	0-0-0	0.0-0	0.0-0	0	0	0	0/0
CSU	0/0	0-0-0	0.0-0	0.0-0	0	0	0	0/0
at LSU	0/0	0-0-0	0.0-0	0.0-0	0	0	0	0/0
NEV	0/0	0-0-0	0.0-0	0.0-0	0	0	0	0/0
at AFA	0/0	0-0-0	0.0-0	0.0-0	0	0	0	0/0
BYU	0/0	0-0-0	0.0-0	0.0-0	0	0	0	0/0
at FS	0/0	0-0-0	0.0-0	0.0-0	0	0	0	0/0
WYO	0/0	0-0-0	0.0-0	0.0-0	0	0	0	0/0
BSU	0/0	0-0-0	0.0-0	0.0-0	0	0	0	0/0
at UNM	0/0	0-0-0	0.0-0	0.0-0	0	0	0	0/0

2018	G/GS	U-A-T	TFL	Sack	INT	PB	QH	F/R
at MSU	1/0	0-0-0	0.0-0	0.0-0	0	0	0	0/1
NMSU	1/0	1-1-2	0.0-0	0.0-0	0	0	0	0/0
TTU	1/0	0-4-4	0.5-1	0.0-0	0	0	0	0/0
AFA	1/0	1-3-4	1.0-6	1.0-6	0	0	0	0/0
at BYU	1/1	2-0-2	0.0-0	0.0-0	0	0	0	0/0
UNLV	1/1	0-2-2	0.0-0	0.0-0	0	0	0	0/0
at WYO	1/1	1-3-4	0.5-1	0.0-0	0	0	0	0/0
UNM	1/1	0-2-2	0.0-0	0.0-0	0	0	0	0/0
at UH	1/1	0-2-2	0.5-1	0.5-1	0	0	0	0/0
SJSU	1/1	0-1-1	0.0-0	0.0-0	0	0	0	0/0
at CSU	1/1	0-3-3	0.5-1	0.0-0	0	0	0	0/0
at BSU	1/1	2-4-6	0.0-0	0.0-0	0	0	0	0/0
vs. UNT	1/1	1-1-2	0.0-0	0.0-0	0	0	0	0/0

2017	G/GS	U-A-T	TFL	Sack	INT	PB	QH	F/R
at WIS	1/0	1-0-1	0.0-0	0.0-0	0	0	0	0/0
ISU	1/0	0-1-1	0.0-0	0.0-0	0	0	0	0/0

at WF	1/0	2-1-3	1.0-3	0.0-0	0	0	0	0/0
at SJSU	1/0	0-1-1	0.0-0	0.0-0	0	0	0	0/0
BYU	0/0	0-0-0	0.0-0	0.0-0	0	0	0	0/0
CSU	1/0	0-0-0	0.0-0	0.0-0	0	0	0	0/0
WYO	1/0	0-2-2	0.0-0	0.0-0	0	0	0	0/0
at UNLV	1/1	2-3-5	1.0-5	1.0-5	0	0	0	0/0
BSU	1/0	0-1-1	0.0-0	0.0-0	0	0	0	0/0
at UNM	1/1	6-1-7	0.0-0	0.0-0	0	0	0	2/1
UH	1/0	2-2-4	0.5-1	0.0-0	0	0	0	0/0
at AFA	1/1	5-1-6	1.0-1	0.0-0	0	0	0	0/0
vs NMSU	1/1	1-0-1	0.0-0	0.0-0	0	0	0	0/0



92 - HALE MOTU'APUAKA
DT • 6-2 • 285 • FR-RS
Honolulu, Hawai'i
(Punahou HS)

CAREER STATS - DEFENSE

Year	G/GS	UA-AT-TT	TFL	Sack	INT	PB	FF	FR
2018	2/0	0-0-0	0.0-0	0.0-0	0-0	0	0	0
2019	2/0	2-3-5	0.0-0	0.0-0	0-0	0	0	0
TOTAL	4/0	2-3-5	0.0-0	0.0-0	0-0	0	0	0

CAREER HIGHS - DEFENSE

Tackles: 3, vs. Stony Brook (9/7/19)

GAME-BY-GAME DEFENSE

2019	G/GS	U-A-T	TFL	Sack	INT	PB	QH	F/R
at WF	1/0	1-1-2	0.0-0	0.0-0	0	0	0	0/0
SB	1/0	1-2-3	0.0-0	0.0-0	0	0	0	0/0
at SDSU	0/0	0-0-0	0.0-0	0.0-0	0	0	0	0/0
CSU	0/0	0-0-0	0.0-0	0.0-0	0	0	0	0/0
at LSU	0/0	0-0-0	0.0-0	0.0-0	0	0	0	0/0
NEV	0/0	0-0-0	0.0-0	0.0-0	0	0	0	0/0
at AFA	0/0	0-0-0	0.0-0	0.0-0	0	0	0	0/0
BYU	0/0	0-0-0	0.0-0	0.0-0	0	0	0	0/0
at FS	0/0	0-0-0	0.0-0	0.0-0	0	0	0	0/0
WYO	0/0	0-0-0	0.0-0	0.0-0	0	0	0	0/0
BSU	0/0	0-0-0	0.0-0	0.0-0	0	0	0	0/0
at UNM	0/0	0-0-0	0.0-0	0.0-0	0	0	0	0/0

2018	G/GS	U-A-T	TFL	Sack	INT	PB	QH	F/R
at MSU	0/0	0-0-0	0.0-0	0.0-0	0	0	0	0/0
NMSU	0/0	0-0-0	0.0-0	0.0-0	0	0	0	0/0
TTU	0/0	0-0-0	0.0-0	0.0-0	0	0	0	0/0
AFA	0/0	0-0-0	0.0-					



GAME-BY-GAME DEFENSE

2019	G/GS	U-A-T	TFL	Sack	INT	PB	QH	F/R
at WF	1/0	5-1-6	2.0-4	0.0-0	0	0	0	0/0
SB	1/0	1-2-3	0.5-1	0.0-0	0	0	0	0/0
at SDSU	0/0	0-0-0	0.0-0	0.0-0	0	0	0	0/0
CSU	0/0	0-0-0	0.0-0	0.0-0	0	0	0	0/0
at LSU	0/0	0-0-0	0.0-0	0.0-0	0	0	0	0/0
NEV	0/0	0-0-0	0.0-0	0.0-0	0	0	0	0/0
at AFA	0/0	0-0-0	0.0-0	0.0-0	0	0	0	0/0
BYU	0/0	0-0-0	0.0-0	0.0-0	0	0	0	0/0
at FS	0/0	0-0-0	0.0-0	0.0-0	0	0	0	0/0
WYO	0/0	0-0-0	0.0-0	0.0-0	0	0	0	0/0
BSU	0/0	0-0-0	0.0-0	0.0-0	0	0	0	0/0
at UNM	0/0	0-0-0	0.0-0	0.0-0	0	0	0	0/0

2018	G/GS	U-A-T	TFL	Sack	INT	PB	QH	F/R
at MSU	0/0	0-0-0	0.0-0	0.0-0	0	0	0	0/0
NMSU	0/0	0-0-0	0.0-0	0.0-0	0	0	0	0/0
TTU	1/0	0-0-0	0.0-0	0.0-0	0	0	0	0/0
AFA	1/0	2-3-5	0.0-0	0.0-0	0	0	0	0/0
at BYU	1/0	0-0-0	0.0-0	0.0-0	0	0	0	0/0
UNLV	1/0	3-2-5	1.0-5	1.0-5	0	0	1	0/0
at WYO	1/0	2-0-2	1.0-8	1.0-8	0	0	0	0/0
UNM	1/0	2-0-2	0.0-0	0.0-0	0	0	0	0/0
at UH	1/0	0-0-0	0.0-0	0.0-0	0	0	0	0/0
SJSU	1/0	0-0-0	0.0-0	0.0-0	0	0	0	0/0
at CSU	1/0	0-0-0	0.0-0	0.0-0	0	0	0	0/0
at BSU	1/0	0-0-0	0.0-0	0.0-0	0	0	0	0/0
vs. UNT	1/0	0-1-1	0.0-0	0.0-0	0	0	0	0/0

2017	G/GS	U-A-T	TFL	Sack	INT	PB	QH	F/R
at WIS	1/1	1-0-1	0.0-0	0.0-0	0	0	0	0/0
ISU	1/1	0-3-3	0.0-0	0.0-0	0	0	1	0/0
at WF	1/0	3-1-4	0.0-0	0.0-0	0	0	0	0/0
at SJSU	1/0	3-2-5	1.5-3	1.0-2	0	0	0	0/1
BYU	1/0	1-2-3	0.0-0	0.0-0	0	0	0	0/0
CSU	1/0	3-4-7	0.0-0	0.0-0	0	0	1	0/0
WYO	1/1	0-0-0	0.0-0	0.0-0	0	0	0	0/0
at UNLV	1/1	1-4-5	0.0-0	0.0-0	0	0	0	0/0
BSU	1/0	1-8-9	0.0-0	0.0-0	0	0	0	0/0
at UNM	1/0	0-1-1	0.0-0	0.0-0	0	0	0	0/0
UH	1/0	0-2-2	0.0-0	0.0-0	0	0	0	0/0
at AFA	1/0	2-3-5	0.0-0	0.0-0	0	0	0	0/0
vs NMSU	1/0	0-0-0	0.0-0	0.0-0	0	0	0	0/0

2016	G/GS	U-A-T	TFL	Sack	INT	PB	QH	F/R
WSU	1/0	0-0-0	0.0-0	0.0-0	0	0	1	0/0
at USC	1/0	0-0-0	0.0-0	0.0-0	0	0	0	0/0
ASU	1/0	0-1-1	0.0-0	0.0-0	0	0	0	0/0
AFA	1/0	0-1-1	0.0-0	0.0-0	0	0	0	0/0
at BSU	1/0	0-0-0	0.0-0	0.0-0	0	0	0	0/0
at CSU	1/0	0-0-0	0.0-0	0.0-0	0	0	0	0/0
FS	1/0	0-0-0	0.0-0	0.0-0	0	0	0	0/0
SDSU	0/0	0-0-0	0.0-0	0.0-0	0	0	0	0/0
at WYO	1/0	0-0-0	0.0-0	0.0-0	0	0	0	0/0
UNM	1/0	0-0-0	0.0-0	0.0-0	0	0	0	0/0
at NEV	1/0	0-0-0	0.0-0	0.0-0	0	0	0	0/0
at BYU	1/0	0-0-0	0.0-0	0.0-0	0	0	0	0/0



94 - CADEN ANDERSEN
DT • 6-2 • 280 • JR-1L
Logan, Utah
(Logan HS)

CAREER STATS - DEFENSE

Year	G/GS	UA-AT-TT	TFL	Sack	INT	PB	FF	FR
2018	12/0	2-7-9	3.0-11	1.0-8	0-0	0	0	0
2019	2/0	0-2-2	0.0-0	0.0-0	0-0	0	0	0
TOTAL	14/0	2-9-11	3.0-11	1.0-8	0-0	0	0	0

CAREER HIGHS - DEFENSE

Tackles: 3, vs. Tennessee Tech (9/13/18)
TFL: 1.5, vs. Tennessee Tech (9/13/18)
Sacks: 1.0, at Boise State (11/24/18)
QBH: 1, vs. North Texas (12/15/18)

GAME-BY-GAME DEFENSE

2019	G/GS	U-A-T	TFL	Sack	INT	PB	QH	F/R
at WF	1/0	0-0-0	0.0-0	0.0-0	0	0	0	0/0
SB	1/0	0-2-2	0.0-0	0.0-0	0	0	0	0/0
at SDSU	0/0	0-0-0	0.0-0	0.0-0	0	0	0	0/0
CSU	0/0	0-0-0	0.0-0	0.0-0	0	0	0	0/0
at LSU	0/0	0-0-0	0.0-0	0.0-0	0	0	0	0/0
NEV	0/0	0-0-0	0.0-0	0.0-0	0	0	0	0/0
at AFA	0/0	0-0-0	0.0-0	0.0-0	0	0	0	0/0
BYU	0/0	0-0-0	0.0-0	0.0-0	0	0	0	0/0
at FS	0/0	0-0-0	0.0-0	0.0-0	0	0	0	0/0
WYO	0/0	0-0-0	0.0-0	0.0-0	0	0	0	0/0
BSU	0/0	0-0-0	0.0-0	0.0-0	0	0	0	0/0
at UNM	0/0	0-0-0	0.0-0	0.0-0	0	0	0	0/0

2018	G/GS	U-A-T	TFL	Sack	INT	PB	QH	F/R
at MSU	1/0	0-0-0	0.0-0	0.0-0	0	0	0	0/0
NMSU	1/0	0-0-0	0.0-0	0.0-0	0	0	0	0/0
TTU	1/0	1-2-3	1.5-2	0.0-0	0	0	0	0/0
AFA	1/0	0-1-1	0.0-0	0.0-0	0	0	0	0/0
at BYU	0/0	0-0-0	0.0-0	0.0-0	0	0	0	0/0
UNLV	1/0	0-0-0	0.0-0	0.0-0	0	0	0	0/0
at WYO	1/0	0-0-0	0.0-0	0.0-0	0	0	0	0/0
UNM	1/0	0-0-0	0.0-0	0.0-0	0	0	0	0/0
at UH	1/0	0-0-0	0.0-0	0.0-0	0	0	0	0/0
SJSU	1/0	0-0-0	0.0-0	0.0-0	0	0	0	0/0
at CSU	1/0	0-2-2	0.0-0	0.0-0	0	0	0	0/0
at BSU	1/0	1-1-2	1.0-8	1.0-8	0	0	0	0/0
vs. UNT	1/0	0-1-1	0.5-1	0.0-0	0	0	1	0/0



96 - CHRISTOPHER UNGA
DT • 6-0 • 295 • SR-3L
Rochester, Calif.
(Rancho Cucamonga HS)

CAREER STATS - DEFENSE

Year	G/GS	UA-AT-TT	TFL	Sack	INT	PB	FF	FR
2016	7/0	10-10-20	0.5-1	0.0-0	0-0	2	0	0
2017	9/7	16-16-32	4.5-7	0.0-0	0-0	0	0	0
2018	12/12	6-25-31	2.5-7	0.5-1	0-0	0	0	0
2019	2/1	1-2-3	1.0-11	1.0-11	0-0	0	0	0
TOTAL	30/20	33-53-86	8.5-26	1.5-12	0-0	2	0	0

CAREER HIGHS - DEFENSE

Tackles: 9, vs. Air Force (9/22/18)
TFL: 1.5, vs. Colorado State (10/7/17)
Sacks: 1.0, at Wake Forest (8/30/19)
PBU: 1, two times
QBH: 1, two times

GAME-BY-GAME DEFENSE

2019	G/GS	U-A-T	TFL	Sack	INT	PB	QH	F/R
at WF	1/0	1-1-2	1.0-11	1.0-11	0	0	0	0/0
SB	1/1	0-1-1	0.0-0	0.0-0	0	0	1	0/0
at SDSU	0/0	0-0-0	0.0-0	0.0-0	0	0	0	0/0
CSU	0/0	0-0-0	0.0-0	0.0-0	0	0	0	0/0
at LSU	0/0	0-0-0	0.0-0	0.0-0	0	0	0	0/0
NEV	0/0	0-0-0	0.0-0	0.0-0	0	0	0	0/0
at AFA	0/0	0-0-0	0.0-0	0.0-0	0	0	0	0/0
BYU	0/0	0-0-0	0.0-0	0.0-0	0	0	0	0/0
at FS	0/0	0-0-0	0.0-0	0.0-0	0	0	0	0/0
WYO	0/0	0-0-0	0.0-0	0.0-0	0	0	0	0/0
BSU	0/0	0-0-0	0.0-0	0.0-0	0	0	0	0/0
at UNM	0/0	0-0-0	0.0-0	0.0-0	0	0	0	0/0

2018	G/GS	U-A-T	TFL	Sack	INT	PB	QH	F/R
at MSU	1/1	2-1-3	0.0-0	0.0-0	0	0	0	0/0
NMSU	1/1	0-4-4	0.5-1	0.5-1	0	0	0	0/0
TTU	1/1	0-4-4	0.0-0	0.0-0	0	0	0	0/0
AFA	1/1	1-8-9	0.0-0	0.0-0	0	0	0	0/0
at BYU	1/1	1-0-1	0.0-0	0.0-0	0	0	0	0/0
UNLV	1/1	0-4-4	0.0-0	0.0-0	0	0	0	0/0
at WYO	1/1	1-0-1	1.0-2	0.0-0	0	0	0	0/0
UNM	1/1	0-0-0	0.0-0	0.0-0	0	0	0	0/0
at UH	1/1	0-0-0	0.0-0	0.0-0	0	0	0	0/0

SJSU	1/1	1-1-2	1.0-4	0.0-0	0	0	0	0/0
at CSU	1/1	0-3-3	0.0-0	0.0-0	0	0	0	0/0
at BSU	1/1	0-0-0	0.0-0	0.0-0	0	0	0	0/0
vs. UNT	0/0	0-0-0	0.0-0	0.0-0	0	0	0	0/0

2017	G/GS	U-A-T	TFL	Sack	INT	PB	QH	F/R
at WIS	0/0	0-0-0	0.0-0	0.0-0	0	0	0	0/0
ISU	0/0	0-0-0	0.0-0	0.0-0	0	0	0	0/0
at SJSU	0/0	0-0-0	0.0-0	0.0-0	0	0	0	0/0
BYU	1/0	1-1-2	0.0-0	0.0-0	0	0	0	0/0
CSU	1/0	2-3-5	1.5-2	0.0-0	0	0	1	0/0
WYO	1/1	1-1-2	0.0-0	0.0-0	0	0	0	0/0
at UNLV	1/1	3-1-4	1.0-2	0.0-0	0	0	0	0/0
BSU	1/1	0-4-4	0.0-0	0.0-0	0	0	0	0/0
at UNM	1/1	2-1-3	1.0-1	0.0-0	0	0	0	0/0
UH	1/1	2-3-5	1.0-2	0.0-0	0	0	0	0/0
at AFA	1/1	1-2-3	0.0-0	0.0-0	0	0	0	0/0
vs NMSU	1/1	4-0-4	0.0-0	0.0-0	0	0	0	0/0

2016	G/GS	U-A-T	TFL	Sack	INT	PB	QH	F/R
WSU	1/0	0-1-1	0.5-1	0.0-0	0	0	0	0/0
at USC	0/0	0-0-0	0.0-0	0.0-0	0	0	0	0/0
ASU	0/0	0-0-0	0.0-0	0.0-0	0	0	0	0/0
AFA	0/0	0-0-0	0.0-0	0.0-0	0	0	0	0/0
at BSU	0/0	0-0-0	0.0-0	0.0-0	0	0	0	0/0
at CSU	0/0	0-0-0	0.0-0	0.0-0	0	0	0	0/0
FS	1/0	0-2-2	0.0-0	0.0-0	0	0	0	0/0
SDSU	1/0	2-4-6	0.0-0	0.0-0	0	0	0	

2017	G/GS	U-A-T	TFL	Sack	INT	PB	QH	F/R
at WIS	0/0	0-0-0	0.0-0	0.0-0	0	0	0	0/0
ISU	1/0	0-1-1	0.0-0	0.0-0	0	0	0	0/0
at WF	0/0	0-0-0	0.0-0	0.0-0	0	0	0	0/0
at SJSU	0/0	0-0-0	0.0-0	0.0-0	0	0	0	0/0
BYU	0/0	0-0-0	0.0-0	0.0-0	0	0	0	0/0
CSU	0/0	0-0-0	0.0-0	0.0-0	0	0	0	0/0
WYO	0/0	0-0-0	0.0-0	0.0-0	0	0	0	0/0
at UNLV	0/0	0-0-0	0.0-0	0.0-0	0	0	0	0/0
BSU	0/0	0-0-0	0.0-0	0.0-0	0	0	0	0/0
at UNM	0/0	0-0-0	0.0-0	0.0-0	0	0	0	0/0
UH	0/0	0-0-0	0.0-0	0.0-0	0	0	0	0/0
at AFA	0/0	0-0-0	0.0-0	0.0-0	0	0	0	0/0
vs NMSU	0/0	0-0-0	0.0-0	0.0-0	0	0	0	0/0


98 - CHRIS BARTOLIC

P • 6-0 • 195 • JR-JC
 Newport Beach, Calif.
 (Carona del Mar HS)
 (Orange Coast CC)

CAREER STATS - PUNTS

Year	GP	No.	Yds	Avg	LG	50+	I20
2019	1	1	51	51.0	51	1	0

CAREER HIGHS - PUNTS

Punts: 1, vs. Stony Brook (9/7/19)
 Avg: 51.0, vs. Stony Brook (9/7/19)
 Long: 51, vs. Stony Brook (9/7/19)

GAME-BY-GAME PUNTING

2019	No.	Yds	Avg	LG	I20
at WF	0	0	0.0	0	0
SB	1	51	51.0	51	0
at SDSU	0	0	0.0	0	0
CSU	0	0	0.0	0	0
at LSU	0	0	0.0	0	0
NEV	0	0	0.0	0	0
at AFA	0	0	0.0	0	0
BYU	0	0	0.0	0	0
at FS	0	0	0.0	0	0
WYO	0	0	0.0	0	0
BSU	0	0	0.0	0	0
at UNM	0	0	0.0	0	0


98 - AJ VONGPHACHANH

DE • 6-3 • 230 • FR-HS
 Pasco, Wash.
 (Chiawana HS)

CAREER STATS - DEFENSE

Year	G/GS	UA-AT-TI	TFL	Sack	INT	PB	FF	FR
2019	1/0	1-1-2	0.0-0	0.0-0	0-0	0	0	0

CAREER HIGHS - DEFENSE

Tackles: 2, vs. Stony Brook (9/7/19)

GAME-BY-GAME DEFENSE

2019	G/GS	U-A-T	TFL	Sack	INT	PB	QH	F/R
at WF	0/0	0-0-0	0.0-0	0.0-0	0	0	0	0/0
SB	1/0	1-1-2	0.0-0	0.0-0	0	0	0	0/0
at SDSU	0/0	0-0-0	0.0-0	0.0-0	0	0	0	0/0
CSU	0/0	0-0-0	0.0-0	0.0-0	0	0	0	0/0
at LSU	0/0	0-0-0	0.0-0	0.0-0	0	0	0	0/0
NEV	0/0	0-0-0	0.0-0	0.0-0	0	0	0	0/0
at AFA	0/0	0-0-0	0.0-0	0.0-0	0	0	0	0/0
BYU	0/0	0-0-0	0.0-0	0.0-0	0	0	0	0/0
at FS	0/0	0-0-0	0.0-0	0.0-0	0	0	0	0/0
WYO	0/0	0-0-0	0.0-0	0.0-0	0	0	0	0/0
BSU	0/0	0-0-0	0.0-0	0.0-0	0	0	0	0/0
at UNM	0/0	0-0-0	0.0-0	0.0-0	0	0	0	0/0





/// GAME 1 RECAP vs. WAKE FOREST ///



August 30, 2019

BT&T FIELD

SCORING SUMMARY

	1	2	3	4	FINAL
Utah State	7	14	7	7	35
Wake Forest	10	7	14	7	38

First Quarter

WF - Surratt 22 yd pass from Newman (Sciba kick, 11:54)
 USU - Bright 7 yd run (Eberle kick, 9:23)
 WF - Sciba 21 yd field goal (00:27)

Second Quarter

USU - Nathan 27 yd pass from Love (Eberle kick, 14:11)
 WF - Washington 9 yd pass from Newman (Sciba kick, 6:27)
 USU - Mariner 17 yd pass from Love (Eberle kick, 00:25)

Third Quarter

WF - Newman 1 yd run (Sciba kick, 9:08)
 USU - Thompkins 56 yd pass from Love (Eberle kick, 5:42)
 WF - Beal-Smith 12 yd run (Sciba kick, 00:49)

Fourth Quarter

USU - Warren 4 yd run (Eberle kick, 13:51)
 WF - Hinton 2 yd pass from Newman Sciba kick, 1:08
 Attendance: 29,027

TEAM STATISTICS

	USU	WF
First Downs	23	30
Rushing	180	178
Passing	416	401
Total Offense	596	579
Fumbles: Number-Lost	0-0	2-1
Penalties: Number-Yards	8-84	1-15
Punts-Yards/Avg.	7-273/39.0	5-213/42.6
Punt returns: No-Yds-TD/Avg.	1-20-0/20.0	3-64-0/21.3
Kickoff Returns: No-Yds-TD/Avg.	1-18-0/18.0	2-46-0/23.0
Interceptions: No-Yds-TD	0-0-0	3-1-0
Fumble Returns: No-Yds-TD	1-2-0	0-0-0
Possession Time	23:47	36:13
Third-Down Conversions	6-of-16	13-of-24

INDIVIDUAL RUSHING

USU: Warren, 19-141, TD; Bright, 9-37, TD; Love 3-2.
 WF: Carney, 25-105; Beal-Smith, 11-38, TD; Newman, 21-36, TD.

INDIVIDUAL PASSING (C-A-I, Yds, TD)

USU: Love, 33-48-3, 416, 3.
 WF: Newman, 34-47-0, 401, 3.

INDIVIDUAL RECEIVING

USU: Mariner, 8-118, TD; Nathan, 6-83, TD; Thompkins, 2-59, TD; Repp, 5-59; Scarver, 3-49; Bright, 4-30; Terrell, 3-17; Warren, 1-1; Compton, 1-0.
 WF: Surratt, 7-158, TD; Claude, 6-70; Hinton, 9-66, TD; Washington, 4-46, TD; Freudenthal, 4-31; Chapman, 3-24; Carney, 1-6.

USU Punt Returns: None.

USU KO Returns: Scarver, 1-18.

USU Interception Returns: None.

USU Fumble Returns: Te'i, 1-2.

USU Tackle Leaders: Woodward, 24; Lefeged Jr., 10; Meitzenheimer, 9; Bond, 8; Te'i, 8.

UTAH STATE STARTERS

OFFENSE

LT Edwards
 LG T. Shaw
 C Ali'ifua
 RG K. Shaw
 RT Koch
 WR Scarver
 WR Mariner
 TE Repp
 TE Terrell
 RB Bright
 QB Love

DEFENSE

DE Galeal
 DT Leitua
 DT Anderson
 DE Te'i
 LB Woodward
 LB Meitzenheimer
 CB Williams
 CB Jackson
 CB Grayson
 S Lefeged Jr.
 S Bond



Junior QB Jordan Love (10) was 33-of-48 passing for 416 yards and three touchdowns in Utah State's 38-35 season-opening road loss at Wake Forest.

WINSTON-SALEM, N.C. - For the second-consecutive year, Utah State proved it could go toe-to-toe with the big boys of college football, taking ACC-foe Wake Forest to the wire before falling short, 38-35, in the season opener for both teams on Friday, Aug. 30, 2019, at BB&T Field.

The Aggies, who opened the season with a 38-31 loss at No. 11 Michigan State in 2018, appeared to be headed for the potential game-tying field goal or game-winning touchdown in the waning moments Friday night. Unfortunately, the Demon Deacons' Justin Strnad intercepted a pass by Utah State junior QB Jordan Love at the Aggies' 20-yard line with 17 seconds left to end the game.

Love finished with 416 yards passing and three touchdowns, completing 33 of his 48 pass attempts - both career highs. His favorite target on the night was graduate transfer WR Siasoi Mariner, who caught eight passes for 118 yards and one touchdown. For Love, it was his third-career 400-yard passing game.

Utah State finished with 596 yards of total offense, including 180 on the ground. Junior college transfer RB Jaylen Warren led the way for the Aggies with 141 yards and one touchdown on 19 carries. Warren's 4-yard touchdown run with 13:51 remaining in the fourth quarter gave Utah State its final lead of the night at 35-31.

After the go-ahead score, the Aggie defense forced two straight punts by the Demon Deacons, and turned them over on downs with 4:05 to go. However, USU couldn't run out the remainder of the clock and punted back to Wake Forest, which took over on its own 11-yard line with 2:19 to go. Two plays later, after Demon Deacons QB Jamie Newman completed passes of 18 and 70 yards, respectively, the hosts were at the Aggies' 1.

But, Utah State's defense stuffed three straight running plays by Wake Forest and the Demon Deacons faced a fourth-and-goal situation from the 2. That's when Newman found Kendall Hinton in the right corner of the end zone for the touchdown.

Newman finished the night with 401 yards passing and three touchdowns, completing 34-of-47 passes. He also rushed the ball 21 times for 36 yards and a score.

Following Wake Forest's go-ahead touchdown, Love drove Utah State into Demon Deacons' territory, aided by a 24-yard pitch-and-catch to Mariner, and a targeting penalty on the hosts.

Senior RB Gerold Bright scored the Aggies' first touchdown of 2019 on a seven-yard run in the first quarter, while Love's first touchdown pass of the season came with 14:11 remaining in the second quarter when he found junior WR Jordan Nathan from 27 yards out.

Love also threw a 17-yard touchdown pass to Mariner, who made an acrobatic grab in the right corner of the end zone to give the visitors a 21-17 lead at half, then found sophomore WR Deven Thompkins for a 56-yard touchdown pass midway through the third quarter.

Defensively, junior LB David Woodward had a career-high 24 tackles, which included 3.5 tackles for loss and 1.0 sacks, to go along with two forced fumbles.

Redshirt junior DE Justus Te'i recovered one of those fumbles and junior S Shaq Bond had a game-high-tying two pass breakups and eight tackles.



Junior LB David Woodward (9) had a career-high 24 tackles, which included 1.0 sacks and 3.5 tackles for loss, to go along with two forced fumbles against the Demon Deacons.





2019 UTAH STATE COMBINED STATS

Date	Opponent	Score	Att.
Aug 30, 2019	at Wake Forest	L 35-38	29027
Sep 07, 2019	STONY BROOK	W 62-7	22247

Record:	Overall	Home	Away	Neutral
All games	1-1	1-0	0-1	0-0
Conference	0-0	0-0	0-0	0-0
Non-Conference	1-1	1-0	0-1	0-0

Rushing	gp	att	gain	loss	net	avg	td	lg	avg/g
WARREN, Jaylen	2	28	249	3	246	8.8	3	59	123.0
BRIGHT, Gerold	2	18	104	0	104	5.8	2	30	52.0
PEASLEY, Andrew	1	3	83	0	83	27.7	1	59	83.0
LOVE, Jordan	2	6	35	2	33	5.5	0	22	16.5
NAWAHINE, Enoch	1	8	26	2	24	3.0	0	7	24.0
BURT, Riley	1	6	16	1	15	2.5	0	8	15.0
COLOMBI, Henry	1	3	9	5	4	1.3	0	9	4.0
Total	2	73	522	17	505	6.9	6	59	252.5
Opponents	2	89	329	43	286	3.2	2	26	143.0

Passing	gp	effic	comp-att-int	pct	yds	td	lg	avg/g
LOVE, Jordan	2	152.24	58-82-3	70.7	710	4	56	355.0
COLOMBI, Henry	1	249.02	8-9-0	88.9	93	2	30	93.0
PEASLEY, Andrew	1	121.00	2-2-0	100.0	5	0	5	5.0
Total	2	160.94	68-93-3	73.1	808	6	56	404.0
Opponents	2	124.61	53-89-1	59.6	556	4	70	278.0

Receiving	gp	no.	yds	avg	td	lg	avg/g
MARINER, Siasosi	2	13	191	14.7	2	29	95.5
REPP, Caleb	2	10	117	11.7	0	28	58.5
NATHAN, Jordan	2	9	116	12.9	1	27	58.0
THOMPCKINS, D.	2	7	136	19.4	2	56	68.0
BRIGHT, Gerold	2	7	33	4.7	0	19	16.5
SCARVER, Savon	2	5	64	12.8	0	35	32.0
TERRELL, Carson	2	4	23	5.8	0	10	11.5
COMPTON, Taylor	2	3	35	11.7	0	18	17.5
WARREN, Jaylen	2	3	28	9.3	0	25	14.0
WRIGHT, Derek	2	2	30	15.0	1	30	15.0
BOMAN, Travis	2	2	7	3.5	0	5	3.5
CARTER, Ajani	1	1	11	11.0	0	11	11.0
BURT, Riley	1	1	11	11.0	0	11	11.0
LEE, Logan	1	1	6	6.0	0	6	6.0
Total	2	68	808	11.9	6	56	404.0
Opponents	2	53	556	10.5	4	70	278.0

Field Goals	fg	pct.	01-19	20-29	30-39	40-49	50-99	lg	blk
EBERLE, Dominik	2-2	100.0	0-0	0-0	2-2	0-0	0-0	37	0

Scoring	td	fg	PAT					dxp	saf	pts
			kick	rush	rcv	pass				
EBERLE, Dominik	-	2-2	13-13	-	-	-	-	-	-	19
WARREN, Jaylen	3	-	-	-	-	-	-	-	-	18
THOMPCKINS, D.	3	-	-	-	-	-	-	-	-	18
BRIGHT, Gerold	2	-	-	-	-	-	-	-	-	12
MARINER, Siasosi	2	-	-	-	-	-	-	-	-	12
WRIGHT, Derek	1	-	-	-	-	-	-	-	-	6
PEASLEY, Andrew	1	-	-	-	-	-	-	-	-	6
NATHAN, Jordan	1	-	-	-	-	-	-	-	-	6
Total	13	2-2	13-13	-	-	-	-	-	-	97
Opponents	6	1-1	6-6	-	-	-	-	-	-	45

Score by Quarters	1st	2nd	3rd	4th	OT	Total
Utah State	24	31	21	21	0	97
Opponents	10	7	21	7	0	45

Team Statistics	USU	OPP
FIRST DOWNS	58	46
Rushing	18	15
Passing	36	28
Penalty	4	3
RUSHING YARDAGE	505	286
Rushing Attempts	73	89
Average Per Rush	6.9	3.2
Average Per Game	252.5	143.0
TDs Rushing	6	2
PASSING YARDAGE	808	556
Comp-Att-Int	68-93-3	53-89-1
Average Per Pass	8.7	6.2
Average Per Catch	11.9	10.5
Average Per Game	404.0	278.0
TDs Passing	6	4
TOTAL OFFENSE	1313	842
Average Per Play	7.9	4.7
Average Per Game	656.5	421.0
KICK RETURNS: #Yards	3-83	2-46
PUNT RETURNS: #Yards	3-72	2-20
INT RETURNS: #Yards	1-0	3-1
FUMBLES-LOST	1-1	3-1
PENALTIES-Yards	17-164	11-103
PUNTS-AVG	9-39.9	16-42.1
TIME OF POSSESSION/Game	26:24	33:36
3RD-DOWN Conversions	16/30	18/41
4TH-DOWN Conversions	0/1	2/6

Interceptions	no.	yds	avg	td	lg
GRAYSON, Andre	1	0	0.0	0	0

Punting	no.	yds	avg	lg	tb	fc	i20	50+	blk
DALTON, Aaron	7	273	39.0	49	0	6	1	0	0
CALLISTER, P.	1	35	35.0	35	0	0	0	0	0
BARTOLIC, C.	1	51	51.0	51	0	0	0	1	0

Punt Returns	no.	yds	avg	td	lg
NATHAN, Jordan	2	27	13.5	0	21
THOMPCKINS, D.	1	45	45.0	1	45
Total	3	72	24.0	1	45
Opponents	2	20	10.0	0	19

Kick Returns	no.	yds	avg	td	lg
SCARVER, Savon	3	83	27.7	0	44
Total	3	83	27.7	0	44
Opponents	2	46	23.0	0	23

All Purpose	g	rush	rcv	pr	kr	ir	total	avg/g
WARREN, Jayle	2	246	28	0	0	0	274	137.0
MARINER, Siasos	2	0	191	0	0	0	191	95.5
THOMPCKINS, D.	2	0	136	45	0	0	181	90.5
SCARVER, Savo	2	0	64	0	83	0	147	73.5
NATHAN, Jordan	2	0	116	27	0	0	143	71.5
Total	2	505	808	72	83	0	1468	734.0
Opponents	2	286	556	20	46	1	909	454.5

Total Offense	g	plays	rush	pass	total	avg/g
LOVE, Jordan	2	88	33	710	743	371.5
WARREN, Jaylen	2	28	246	0	246	123.0
BRIGHT, Gerold	2	18	104	0	104	52.0
COLOMBI, Henry	1	12	4	93	97	97.0
PEASLEY, Andrew	1	5	83	5	88	88.0
Total	2	166	505	808	1313	656.5
Opponents	2	178	286	556	842	421.0

#	Defensive Leaders	gp	Tackles				tfl/yds	Sacks no-yds	Pass defense			Fumbles		blkd	
			ua	a	tot				int-yds	brup	qbh	rcv-yds	ff	kick	saf
9	WOODWARD, David	2	20	8	28	3.5-10	1-0-6						2		
3	LEFEGED JR, T.	2	6	7	13				1	1					
4	BOND, Shaq	2	8	4	12				2	1					
33	MEITZENHEIMER,	2	8	4	12				1						
51	TE'I, Justus	2	4	6	10							1-2			
Total		2	95	72	167	11-34	3-19	1-0	14	11		1-2	3		





Team Statistics	USU	OPP
SCORING	97	45
Points Per Game	48.5	22.5
Points Off Turnovers	7	10
FIRST DOWNS	58	46
Rushing	18	15
Passing	36	28
Penalty	4	3
RUSHING YARDAGE	505	286
Yards gained rushing	522	329
Yards lost rushing	17	43
Rushing Attempts	73	89
Average Per Rush	6.9	3.2
Average Per Game	252.5	143.0
TDs Rushing	6	2
PASSING YARDAGE	808	556
Comp-Att-Int	68-93-3	53-89-1
Average Per Pass	8.7	6.2
Average Per Catch	11.9	10.5
Average Per Game	404.0	278.0
TDs Passing	6	4
TOTAL OFFENSE	1313	842
Total Plays	166	178
Average Per Play	7.9	4.7
Average Per Game	656.5	421.0
KICK RETURNS: #-Yards	3-83	2-46
PUNT RETURNS: #-Yards	3-72	2-20
INT RETURNS: #-Yards	1-0	3-1
KICK RETURN AVERAGE	27.7	23.0
PUNT RETURN AVERAGE	24.0	10.0
INT RETURN AVERAGE	0.0	0.3
FUMBLES-LOST	1-1	3-1
PENALTIES-Yards	17-164	11-103
Average Per Game	82.0	51.5
PUNTS-Yards	9-359	16-673
Average Per Punt	39.9	42.1
Net punt average	37.7	33.8
KICKOFFS-Yards	17-956	9-544
Average Per Kick	56.2	60.4
Net kick average	38.8	37.3
TIME OF POSSESSION/Game	26:24	33:36
3RD-DOWN Conversions	16/30	18/41
3rd-Down Pct	53%	44%
4TH-DOWN Conversions	0/1	2/6
4th-Down Pct	0%	33%
SACKS BY-Yards	3-19	2-7
MISC YARDS	0	0
TOUCHDOWNS SCORED	13	6
FIELD GOALS-ATTEMPTS	2-2	1-1
ON-SIDE KICKS	0-0	0-0
RED-ZONE SCORES	(7-10) 70%	(6-8) 75%
RED-ZONE TOUCHDOWNS	(5-10) 50%	(5-8) 63%
PAT-ATTEMPTS	(13-13) 100%	(6-6) 100%
ATTENDANCE	22247	29027
Games/Avg Per Game	1/22247	1/29027
Neutral Site Games		0/0

Score by Quarters	1st	2nd	3rd	4th	OT	Total
Utah State	24	31	21	21	0	97
Opponents	10	7	21	7	0	45



Rushing	gp	att	gain	loss	net	avg	td	lg	avg/g
WARREN, Jaylen	2	28	249	3	246	8.8	3	59	123.0
BRIGHT, Gerold	2	18	104	0	104	5.8	2	30	52.0
PEASLEY, Andrew	1	3	83	0	83	27.7	1	59	83.0
LOVE, Jordan	2	6	35	2	33	5.5	0	22	16.5
NAWAHINE, Enoch	1	8	26	2	24	3.0	0	7	24.0
BURT, Riley	1	6	16	1	15	2.5	0	8	15.0
COLOMBI, Henry	1	3	9	5	4	1.3	0	9	4.0
TEAM	1	1	0	4	-4	-4.0	0	0	-4.0
Total	2	73	522	17	505	6.9	6	59	252.5
Opponents	2	89	329	43	286	3.2	2	26	143.0

Passing	gp	effic	comp-att-int	pct	yds	td	lg	avg/g
LOVE, Jordan	2	152.24	58-82-3	70.7	710	4	56	355.0
COLOMBI, Henry	1	249.02	8-9-0	88.9	93	2	30	93.0
PEASLEY, Andrew	1	121.00	2-2-0	100.0	5	0	5	5.0
Total	2	160.94	68-93-3	73.1	808	6	56	404.0
Opponents	2	124.61	53-89-1	59.6	556	4	70	278.0

Receiving	gp	no.	yds	avg	td	lg	avg/g
MARINER, Siaosi	2	13	191	14.7	2	29	95.5
REPP, Caleb	2	10	117	11.7	0	28	58.5
NATHAN, Jordan	2	9	116	12.9	1	27	58.0
THOMPCKINS, D.	2	7	136	19.4	2	56	68.0
BRIGHT, Gerold	2	7	33	4.7	0	19	16.5
SCARVER, Savon	2	5	64	12.8	0	35	32.0
TERRELL, Carson	2	4	23	5.8	0	10	11.5
COMPTON, Taylor	2	3	35	11.7	0	18	17.5
WARREN, Jaylen	2	3	28	9.3	0	25	14.0
WRIGHT, Derek	2	2	30	15.0	1	30	15.0
BOMAN, Travis	2	2	7	3.5	0	5	3.5
CARTER, Ajani	1	1	11	11.0	0	11	11.0
BURT, Riley	1	1	11	11.0	0	11	11.0
LEE, Logan	1	1	6	6.0	0	6	6.0
Total	2	68	808	11.9	6	56	404.0
Opponents	2	53	556	10.5	4	70	278.0

Punt Returns	no.	yds	avg	td	lg
NATHAN, Jordan	2	27	13.5	0	21
THOMPCKINS, D.	1	45	45.0	1	45
Total	3	72	24.0	1	45
Opponents	2	20	10.0	0	19

Interceptions	no.	yds	avg	td	lg
GRAYSON, Andre	1	0	0.0	0	0
Total	1	0	0.0	0	0
Opponents	3	1	0.3	0	1

Kick Returns	no.	yds	avg	td	lg
SCARVER, Savon	3	83	27.7	0	44
Total	3	83	27.7	0	44
Opponents	2	46	23.0	0	23

Fumble Returns	no.	yds	avg	td	lg
TE'I, Justus	1	2	2.0	0	2
Total	1	2	2.0	0	2
Opponents	0	0	0.0	0	0





Scoring	td	fg	PAT				dxp	saf	pts
			kick	rush	rcv	pass			
EBERLE, Dominik	-	2-2	13-13	-	-	-	-	19	
THOMPSON, D.	3	-	-	-	-	-	-	18	
WARREN, Jaylen	3	-	-	-	-	-	-	18	
MARINER, Siasosi	2	-	-	-	-	-	-	12	
BRIGHT, Gerold	2	-	-	-	-	-	-	12	
WRIGHT, Derek	1	-	-	-	-	-	-	6	
NATHAN, Jordan	1	-	-	-	-	-	-	6	
PEASLEY, Andrew	1	-	-	-	-	-	-	6	
Total	13	2-2	13-13	-	-	-	-	97	
Opponents	6	1-1	6-6	-	-	-	-	45	

Total Offense	g	plays	rush	pass	total	avg/g
LOVE, Jordan	2	88	33	710	743	371.5
WARREN, Jaylen	2	28	246	0	246	123.0
BRIGHT, Gerold	2	18	104	0	104	52.0
COLOMBI, Henry	1	12	4	93	97	97.0
PEASLEY, Andrew	1	5	83	5	88	88.0
NAWAHINE, Enoch	1	8	24	0	24	24.0
BURT, Riley	1	6	15	0	15	15.0
TEAM	1	1	-4	0	-4	-4.0
Total	2	166	505	808	1313	656.5
Opponents	2	178	286	556	842	421.0

Field Goals	fg	pct.	01-19	20-29	30-39	40-49	50-99	lg	blk
EBERLE, Dominik	2-2	100.0	0-0	0-0	2-2	0-0	0-0	37	0

FG Sequence	Utah State	Opponents
Wake Forest	-	(21)
Stony Brook	(35),(37)	-

Numbers in (parentheses) indicate field goal was made.

Punting	no.	yds	avg	lg	tb	fc	i20	50+	blk
DALTON, Aaron	7	273	39.0	49	0	6	1	0	0
BARTOLIC, C.	1	51	51.0	51	0	0	0	1	0
CALLISTER, P.	1	35	35.0	35	0	0	0	0	0
Total	9	359	39.9	51	0	6	1	1	0
Opponents	16	673	42.1	55	3	6	2	2	0

Kickoffs	no.	yds	avg	tb	ob	retn	net	ydln
EBERLE, Dominik	14	811	57.9	9	0			
COLES, Connor	3	145	48.3	1	0			
Total	17	956	56.2	10	0	23.0	38.8	26
Opponents	9	544	60.4	5	0	27.7	37.3	27

All Purpose	g	rush	rcv	pr	kr	ir	total	avg/g
WARREN, Jayle	2	246	28	0	0	0	274	137.0
MARINER, Siao	2	0	191	0	0	0	191	95.5
THOMPSON, D.	2	0	136	45	0	0	181	90.5
SCARVER, Sav	2	0	64	0	83	0	147	73.5
NATHAN, Jorda	2	0	116	27	0	0	143	71.5
BRIGHT, Gerold	2	104	33	0	0	0	137	68.5
REPP, Caleb	2	0	117	0	0	0	117	58.5
PEASLEY, Andr	1	83	0	0	0	0	83	83.0
COMPTON, Tay	2	0	35	0	0	0	35	17.5
LOVE, Jordan	2	33	0	0	0	0	33	16.5
WRIGHT, Derek	2	0	30	0	0	0	30	15.0
BURT, Riley	1	15	11	0	0	0	26	26.0
NAWAHINE, En	1	24	0	0	0	0	24	24.0
TERRELL, Cars	2	0	23	0	0	0	23	11.5
CARTER, Ajani	1	0	11	0	0	0	11	11.0
BOMAN, Travis	2	0	7	0	0	0	7	3.5
LEE, Logan	1	0	6	0	0	0	6	6.0
COLOMBI, Henr	1	4	0	0	0	0	4	4.0
TEAM	1	-4	0	0	0	0	-4	-4.0
Total	2	505	808	72	83	0	1468	734.0
Opponents	2	286	556	20	46	1	909	454.5





2019 UTAH STATE DEFENSIVE STATS

#	Defensive Leaders	gp	Tackles				tfl/yds	Sacks no-yds	Pass defense			Fumbles		blkd	
			ua	a	tot				int-yds	brup	qbh	rcv-yds	ff	kick	saf
9	WOODWARD, David	2	20	8	28	3.5-10	1.0-6	2	.	.	
3	LEFEGED JR, T.	2	6	7	13	.	.	.	1	1	
33	MEITZENHEIMER,	2	8	4	12	.	.	.	1	
4	BOND, Shaq	2	8	4	12	.	.	.	2	1	
7	WILLIAMS, DJ	2	10	.	10	.	.	.	3	
51	TE'I, Justus	2	4	6	10	1	1-2	.	.	.	
93	WILDMAN, Jacoby	2	6	3	9	2.5-5	
42	HENINGER, Nick	2	3	4	7	2.5-6	1.0-2	.	.	1	
91	ANDERSON, Devon	2	4	3	7	1	
5	GILLIAM, Cash	2	3	4	7	1	.	.	
1G	GALEAI, Tipa	2	2	3	5	1.0-1	.	.	.	2	
92	MOTU'APUAKA, H.	2	2	3	5	
14	JACKSON, Z.	1	1	3	4	.	.	.	1	
18	LAMPKIN, Cam	2	4	.	4	.	.	.	2	
90	FATA, Ritisoni	2	1	2	3	
96	UNGA, C.	2	1	2	3	1.0-11	1.0-11	.	.	1	
24	BAKER, Dalton	2	.	3	3	0.5-1	.	.	1	1	
21	GRAYSON, Andre	2	2	1	3	.	.	1-0	1	
44	LEILUA, Fua	1	1	2	3	1	
41	SHELTON, Elijah	2	.	3	3	1	
9V	VONGPHACHANH, A	1	1	1	2	
23	TATUM, Dominic	1	2	.	2	.	.	.	1	
97	PITCHER, Jake	1	1	1	2	
94	ANDERSEN, Caden	2	.	2	2	
13	THOMPSON, D.	2	.	1	1	
80	MARINER, Siaosi	2	1	.	1	
25	GREEN, Jarrod	2	1	.	1	
26	NELSON, Chase	2	1	.	1	
37	LOCKETT, Sam	2	.	1	1	
53	HARRIS, Braden	1	.	1	1	
2	ADAMS, Terin	1	1	.	1	
17	COMPTON, Taylor	2	1	.	1	
45	BANNERMAN, J.	1	1	
Total		2	95	72	167	11-34	3-19	1-0	14	11	1-2	3	.	.	
Opponents		2	93	64	157	9-22	2-7	3-1	9	6	1-0	1	.	.	





TEAM STATISTICS

Date	Opponent	Rushing				Receiving				Passing				Kick Returns				Punt Returns				tot off
		no.	yds	td	lg	no.	yds	td	lg	cmp-att-int	yds	td	lg	no.	yds	td	lg	no.	yds	td	lg	
Aug 30	at Wake Forest	31	180	2	59	33	416	3	56	33-48-3	416	3	56	1	18	0	18	0	0	0	0	596
Sep 07	STONY BROOK	42	325	4	59	35	392	3	45	35-45-0	392	3	45	2	65	0	44	3	72	1	45	717
Utah State		73	505	6	59	68	808	6	56	68-93-3	808	6	56	3	83	0	44	3	72	1	45	1313
		89	286	2	26	53	556	4	70	53-89-1	556	4	70	2	46	0	23	2	20	0	19	842

Games: 2 • Avg/rush: 6.9 • Avg/catch: 11.9 • Pass effic: 160.94 • KR avg: 27.7 • PR avg: 24.0 • All purpose avg/game: 734.0 • Total offense avg/gm: 656.5

Date	Opponent	Tackles				Sacks no-yds	Fumble		Pass Defense			blkd kick	PAT Attempts			off		pts		
		ua	a	total	tfl-yds		ff	fr-yds	int-yds	qbh	brup		kick	rush	rcv	saf	t/o			
Aug 30	at Wake Forest	68	40	108	10.0-32	3.0-19	2	1-2	0-0	2	5	0	5-5	0	0	0	0	0	0	35
Sep 07	STONY BROOK	27	32	59	1.0-2	0.0-0	1	0-0	1-0	9	9	0	8-8	0	0	0	0	7	62	
Utah State		95	72	167	11.0-34	3.0-19	3	1-2	1-0	11	14	0	13-13	0	0	0	0	7	97	
		93	64	157	9.0-22	2.0-7	1	1-0	3-1	6	9	0	6-6	0	0	0	10	45		

Date	Opponent	Punting						Field Goals				Kickoffs						
		no.	yds	avg	long	blkd	tb	fc	50+	i20	md-att	long	blkd	no.	yds	avg	tb	ob
Aug 30	at Wake Forest	7	273	39.0	49	0	0	6	0	1	0-0	0	0	6	356	59.3	3	0
Sep 07	STONY BROOK	2	86	43.0	51	0	0	0	1	0	2-2	37	0	11	600	54.5	7	0
Utah State		9	359	39.9	51	0	0	6	1	1	2-2	37	0	17	956	56.2	10	0
		16	673	42.1	55	0	3	6	2	2	1-1	21	0	9	544	60.4	5	0

OPPONENT STATISTICS

Date	Opponent	Rushing				Receiving				Passing				Kick Returns				Punt Returns				tot off
		no.	yds	td	lg	no.	yds	td	lg	cmp-att-int	yds	td	lg	no.	yds	td	lg	no.	yds	td	lg	
Aug 30	at Wake Forest	58	178	2	26	34	401	3	70	34-47-0	401	3	70	2	46	0	23	1	1	0	1	579
Sep 07	STONY BROOK	31	108	0	11	19	155	1	15	19-42-1	155	1	15	0	0	0	0	1	19	0	19	263
Opponents		89	286	2	26	53	556	4	70	53-89-1	556	4	70	2	46	0	23	2	20	0	19	842
		73	505	6	59	68	808	6	56	68-93-3	808	6	56	3	83	0	44	3	72	1	45	1313

Games: 2 • Avg/rush: 3.2 • Avg/catch: 10.5 • Pass effic: 124.61 • KR avg: 23.0 • PR avg: 10.0 • All purpose avg/game: 454.5 • Total offense avg/gm: 421.0

Date	Opponent	Tackles				Sacks no-yds	Fumble		Pass Defense			blkd kick	PAT Attempts			off		pts	
		ua	a	total	tfl-yds		ff	fr-yds	int-yds	qbh	brup		kick	rush	rcv	saf	t/o		
Aug 30	at Wake Forest	49	16	65	3.0-8	1.0-2	0	0-0	3-1	5	5	0	5-5	0	0	0	0	10	38
Sep 07	STONY BROOK	44	48	92	6.0-14	1.0-5	1	1-0	0-0	1	4	0	1-1	0	0	0	0	0	7
Opponents		93	64	157	9.0-22	2.0-7	1	1-0	3-1	6	9	0	6-6	0	0	0	0	10	45
		95	72	167	11.0-34	3.0-19	3	1-2	1-0	11	14	0	13-13	0	0	0	0	7	97

Date	Opponent	Punting						Field Goals				Kickoffs						
		no.	yds	avg	long	blkd	tb	fc	50+	i20	md-att	long	blkd	no.	yds	avg	tb	ob
Aug 30	at Wake Forest	5	213	42.6	55	0	1	1	2	2	1-1	21	0	7	414	59.1	5	0
Sep 07	STONY BROOK	11	460	41.8	47	0	2	5	0	0	0-0	0	0	2	130	65.0	0	0
Opponents		16	673	42.1	55	0	3	6	2	2	1-1	21	0	9	544	60.4	5	0
		9	359	39.9	51	0	0	6	1	1	2-2	37	0	17	956	56.2	10	0





GAME-BY-GAME STARTERS

OFFENSE	LT	LG	OC	RG	RT	RB	TE	TE/WR*	WR	WR	QB
at Wake Forest	Edwards	T. Shaw	Ali'ifua	K. Shaw	Koch	Bright	Repp	Terrell	Scarver	Mariner	Love
Stony Brook	Hack	T. Shaw	Ali'ifua	K. Shaw	Koch	Bright	Terrell	Nathan*	Scarver	Mariner	Love
at San Diego St.											
Colorado St.											
at LSU											
Nevada											
at Air Force											
BYU											
at Fresno St.											
Wyoming											
Boise St.											
at New Mexico											

DEFENSE	DE	DT	DT	DE	LB	LB	CB	CB	CB/S*	S	S
at Wake Forest	Te'i	Leilua	Anderson	Galeai	Woodward	Meitzenheimer	Williams	Jackson	Grayson	Lefeged	Bond
Stony Brook	Te'i	'Unga	Anderson	Galeai	Woodward	Meitzenheimer	Williams	Lampkin	Gilliam*	Lefeged	Bond
at San Diego St.											
Colorado St.											
at LSU											
Nevada											
at Air Force											
BYU											
at Fresno St.											
Wyoming											
Boise St.											
at New Mexico											

GAME-BY-GAME STATISTICS

OFFENSE (att-yds-TD-LG)	Rushing	Passing (C-A-TD-YD-INT-LG)	Total Off.	FD	TO	Pen.	Punts	Time	Pts.
at Wake Forest	31-180-2-59	33-48-3-416-3-56	79-596-5-59	23	3	8-84	7-273	23:47	35
Stony Brook	42-325-4-59	35-45-3-392-0-45	87-717-7-59	35	0	9-80	2-86	29:02	62
at San Diego St.									
Colorado St.									
at LSU									
Nevada									
at Air Force									
BYU									
at Fresno St.									
Wyoming									
Boise St.									
at New Mexico									

DEFENSE (att-yds-TD-LG)	Rushing	Passing (C-A-TD-YD-INT-LG)	Total Off.	FD	TO	Pen.	Punts	Time	Pts.
at Wake Forest	58-178-2-26	34-47-3-401-0-70	105-579-5-70	30	1	1-15	5-213	36:13	38
Stony Brook	31-108-0-11	19-42-1-155-1-15	73-263-1-15	16	1	10-88	11-460	30:59	7
at San Diego St.									
Colorado St.									
at LSU									
Nevada									
at Air Force									
BYU									
at Fresno St.									
Wyoming									
Boise St.									
at New Mexico									

RUSHING (att-yds-TD-LG)	Bright	Burt	Colombi	Love	Nawahine	Peasley	Warren
at Wake Forest	9-37-1-11	0-0-0-0	0-0-0-0	3-2-0-3	0-0-0-0	0-0-0-0	19-141-1-59
Stony Brook	9-67-1-30	6-15-1-8	3-5-0-9	3-31-0-22	8-24-0-7	3-83-1-59	9-105-2-54
at San Diego St.							
Colorado St.							
at LSU							
Nevada							
at Air Force							
BYU							
at Fresno St.							
Wyoming							
Boise St.							
at New Mexico							





PASSING

(c-a-i-yds-TD-LG)

	Love	Colombi	Peasley
at Wake Forest	33-48-3-416-3-56	0-0-0-0-0-0	0-0-0-0-0-0
Stony Brook	25-34-0-294-1-45	8-9-0-93-2-30	2-2-0-5-0-5
at San Diego St.			
Colorado St.			
at LSU			
Nevada			
at Air Force			
BYU			
at Fresno St.			
Wyoming			
Boise St.			
at New Mexico			

RECEIVING

(no-yds-TD-LG)

	Bright	Compton	Mariner	Nathan	Repp	Scarver	Terrell	Thompkins	Warren	Wright
at Wake Forest	4-3-0-19	1-0-0-0	8-118-1-28	6-83-1-27	5-59-0-23	3-49-0-35	3-17-0-10	2-59-1-56	1-1-0-1	0-0-0-0
Stony Brook	3-3-0-6	2-35-0-18	5-73-1-29	3-33-0-26	5-58-0-28	2-15-0-11	1-6-0-61	5-77-1-45	2-27-0-25	2-30-1-30
at San Diego St.										
Colorado St.										
at LSU										
Nevada										
at Air Force										
BYU										
at Fresno St.										
Wyoming										
Boise St.										
at New Mexico										

Others: A. Carler (1-11-0-11); Boman (2-7-0-5 vs. SBU); Burt (1-11-0-11 vs. SBU); Lee (1-11-0-11 vs. SBU)

FIELD GOALS (underlined are good)

(made-att)

	Eberle
at Wake Forest	NA
Stony Brook	<u>35, 37</u>
at San Diego St.	
Colorado St.	
at LSU	
Nevada	
at Air Force	
BYU	
at Fresno St.	
Wyoming	
Boise St.	
at New Mexico	

PUNT RETURNS

(no-yds-TD-LG)

	Nathan	Thompkins
at Wake Forest	0-0-0-0	0-0-0-0
Stony Brook	2-27-0-21	1-45-1-45
at San Diego St.		
Colorado St.		
at LSU		
Nevada		
at Air Force		
BYU		
at Fresno St.		
Wyoming		
Boise St.		
at New Mexico		

KICKOFF RETURNS

(no-yds-TD-LG)

	Scarver
at Wake Forest	1-18-0-18
Stony Brook	2-65-0-44
at San Diego St.	
Colorado St.	
at LSU	
Nevada	
at Air Force	
BYU	
at Fresno St.	
Wyoming	
Boise St.	
at New Mexico	

PUNTING

Dalton

	(no.-avg.-LG)	50+	In 20	In 10
at Wake Forest	7-39.0-49	0	1	0
Stony Brook	0-0.0-0	0	0	0
at San Diego St.				
Colorado St.				
at LSU				
Nevada				
at Air Force				
BYU				
at Fresno St.				
Wyoming				
Boise St.				
at New Mexico				

Bartolic

	(no.-avg.-LG)	50+	In 20	In 10
at Wake Forest	0-0.0-0	0	0	0
Stony Brook	1-51.0-51	1	0	0
at San Diego St.				
Colorado St.				
at LSU				
Nevada				
at Air Force				
BYU				
at Fresno St.				
Wyoming				
Boise St.				
at New Mexico				

Callister

	(no.-avg.-LG)	50+	In 20	In 10
at Wake Forest	0-0.0-0	0	0	0
Stony Brook	1-35.0-35	0	0	0
at San Diego St.				
Colorado St.				
at LSU				
Nevada				
at Air Force				
BYU				
at Fresno St.				
Wyoming				
Boise St.				
at New Mexico				



DEFENSIVE TACKLES (S-A-Total)

Defensive Line	Andersen	Anderson	Baker	Fata	Galeai	Heninger	Motu'apuaka	Te'i	'Unga	Vongphachanh	Wildman
at Wake Forest	0-0-0	3-1-4	0-2-2	0-2-2	2-3-5	2-2-4	1-1-2	4-4-8	1-1-2	0-0-0	5-1-6
Stony Brook	0-2-2	1-2-3	0-1-1	1-0-1	0-0-0	1-2-3	1-2-3	0-2-2	0-1-1	1-1-2	1-2-3
at San Diego St.											
Colorado St.											
at LSU											
Nevada											
at Air Force											
BYU											
at Fresno St.											
Wyoming											
Boise St.											
at New Mexico											

Others: Harris (0-1-1 vs. SBU); Leilua (1-2-3 at WFU); Pitcher (1-1-2 vs. SBU); Shelton (0-3-3 vs. SBU)

Linebackers

	Meitzenheimer	Munoz	Woodward
at Wake Forest	7-2-9	0-0-0	18-6-24
Stony Brook	1-2-3	0-0-0	2-2-4
at San Diego St.			
Colorado St.			
at LSU			
Nevada			
at Air Force			
BYU			
at Fresno St.			
Wyoming			
Boise St.			
at New Mexico			

Secondary

	Adams	Bond	Gilliam	Grayson	Green	Jackson	Lampkin	Lefeged	Lockett	Tatum	Williams
at Wake Forest	1-0-1	5-3-8	0-1-1	1-0-1	1-0-1	1-3-4	2-0-2	5-5-10	0-0-0	0-0-0	6-0-6
Stony Brook	0-0-0	3-1-4	3-3-6	1-1-2	0-0-0	0-0-0	2-0-2	1-2-3	0-1-1	2-0-2	4-0-4
at San Diego St.											
Colorado St.											
at LSU											
Nevada											
at Air Force											
BYU											
at Fresno St.											
Wyoming											
Boise St.											
at New Mexico											

DEFENSIVE SPECIAL PLAYS

Opponent	Sacks	Int.	FF	FR	PBU	QBH
at Wake Forest	Heninger (1.0), 'Unga (1.0), Woodward (1.0)	None	Woodward (2)	Te'i	Bond (2), Grayson (1), Jackson (1), Lampkin (1)	Bond, Leilua
Stony Brook	None	Grayson	Gilliam	None	Williams (3), Lefeged (1), Meitzenheimer (1), Tatum (1), Baker (1), Bannerman (1)	Galeai (2) Heninger (1), Te'i (1), Anderson (1), Shelton (1), Baker (1), Lefeged (1), 'Unga (1)

* = TD





UTAH STATE SCORING DRIVES

Opp.	Qtr	Pl-Yds	Time	Score
WF	1	8-75	2:31	Bright 7-yd run
WF	2	5-90	1:16	Nathan 27-yd pass
WF	2	7-80	1:42	Mariner 17-yd pass
WF	3	2-73	0:33	Thompkins 56-yd pass
WF	4	7-75	1:58	Warren 4-yd run
SBU	1	10-54	2:04	Eberle 35-yd FG
SBU	1	--	--	Thompkins 45-yd PR
SBU	1	10-76	2:44	Mariner 29-yd pass
SBU	2	11-59	2:45	Eberle 37-yd FG
SBU	2	9-98	2:50	Warren 28-yd run
SBU	2	6-80	1:36	Bright 2-yd run
SBU	3	2-79	0:28	Warren 54-yd run
SBU	3	10-80	4:30	Wright 30-yd pass
SBU	4	2-58	0:31	Peasley 59-yd run
SBU	4	7-63	1:58	Thompkins 10-yd pass

Non-Offensive Scores

Opp. Qtr Score

OPPONENT SCORING DRIVES

Opp.	Qtr	Pl-Yds	Time	Score
WF	1	8-75	3:06	22-yd pass
WF	1	10-77	3:10	21-yd FG
WF	2	7-44	2:13	9-yd pass
WF	3	14-65	4:26	1-yd run
WF	3	1-12	0:06	12-yd run
WF	4	6-89	1:11	2-yd pass
SBU	3	14-75	6:09	3-yd pass

Opponent Non-Offensive Scores

Opp. Qtr Score

AVERAGE FIELD POSITION

	Utah State	Opponent
WF	Own 24	Own 30
SB	Own 24	Own 26
SDSU		
CSU		
LSU		
NEV		
AFA		
BYU		
FS		
WYO		
BSU		
UNM		

USU Drive Start Position/Result

(-20 = inside or at own 20-yard line;
50+=drives started on other side of 50 - in opponent territory)

	-20	TD	FG	50+	TD	FG
WF	6	2	0	1	0	0
SB	4	2	0	1	1	0
SDSU						
CSU						
LSU						
NEV						
AFA						
BYU						
FS						
WYO						
BSU						
UNM						

Opp. Start Position/Result

(-20 = inside or at own 20-yard line;
50+=drives started on other side of 50 - in opponent territory)

	-20	TD	FG	50+	TD	FG
WF	4	1	1	2	2	0
SB	1	0	0	1	0	0
SDSU						
CSU						
LSU						
NEV						
AFA						
BYU						
FS						
WYO						
BSU						
UNM						

DRIVE CHARTS

	Drives	Scores	TD	FG	Punt	TO	Downs	Half	Safety	Scoring Pct.
Utah State	31	15	13	2	9	4	1	2	0	48.4%
Opponent	31	7	6	1	16	2	4	2	0	22.6%



2019 CAPTAINS

NO	NAME	YR	POS
1	Gerold Bright	SR	RB
9	David Woodward	JR	LB
10	Tipa Galeai	SR	DE
10	Jordan Love	JR	QB
62	Dominik Eberle	SR	PK

2019 LEADERSHIP COMMITTEE

NO	NAME	YR	POS
3	Henry Colombi	SO	QB
6	Andrew Peasley	FR	QB
7	DJ Williams	SR	CB
16	Jordan Nathan	JR	WR
17	Taylor Compton	JR	WR
21	Andre Grayson	SO	CB
44	Fua Leilua	SR	DT
51	Justus Te'i	JR	DE
72	Alfred Edwards	SO	OL
77	Andy Koch	FR	OL
91	Devon Andersen	SR	DT
93	Jacoby Wildman	GR	DE
96	Christopher 'Unga	SR	DT

MW POW NOMINEES

	Offense	Defense	Special
WF	Love	Woodward	Dalton
SB	Warren	Gilliam	Thompkins
SDSU			
CSU			
LSU			
NEV			
AFA			
BYU			
FS			
WYO			
BSU			
UNM			

Underline = 2019 winner

RED ZONE

	Utah State			Opponent		
	#	TD	FG	#	TD	FG
WF	5	3	0	7	4	1
SB	5	2	2	1	1	0
SDSU						
CSU						
LSU						
NEV						
AFA						
BYU						
FS						
WYO						
BSU						
UNM						

USU - 10 Poss., 7 Scores (70.0%)
Opp - 8 Poss., 6 Scores (75.0%)

POINTS OFF TURNOVERS

	Utah State			Opponent		
	#	TD	FG	#	TD	FG
WF	1	0	0	3	1	1
SB	1	1	0	1	0	0
SDSU						
CSU						
LSU						
NEV						
AFA						
BYU						
FS						
WYO						
BSU						
UNM						

USU - 2 TO, 1 Score (50.0%)
Opp. - 4 TOs, 2 Scores (50.0%)

SCORE BY QUARTERS

	Utah State	Opponent
WF	7-14-7-7=35	10-7-14-7=38
SB	17-17-14-14=62	0-0-7-0=7
SDSU		
CSU		
LSU		
NEV		
AFA		
BYU		
FS		
WYO		
BSU		
UNM		

USU - 24-31-21-21=97
Opp. - 10-7-21-7=45

EXPLOSIVES

(20-Plus Yard Plays)

	Utah State			Opponent		
	Run	Pass	TD	Run	Pass	TD
WF	2	8	2	2	3	1
SB	6	6	5	0	0	0
SDSU						
CSU						
LSU						
NEV						
AFA						
BYU						
FS						
WYO						
BSU						
UNM						
Totals	8	14	7	2	3	1

INDIVIDUAL EXPLOSIVES

(20-Plus Yard Plays)

(Touchdowns Underlined)

Rushing (8)

Warren (4): 59, 43, 28, 54
Peasley (2): 59, 21
Bright (1): 30
Love (1): 22

Receiving (14)

Mariner (3): 28, 24, 29
Nathan (3): 27, 25, 26
Repp (3): 20, 23, 28
Thompkins (2): 56, 45
Scarver (1): 35
Warren (1): 25
Wright (1): 30





UTAH STATE...

OFFENSE

- 200 Yards Rushing - 294 vs. SJSU, 2018
- 300 Yards Rushing - 325 VS. STONY BROOK, 2019
- 400 Yards Rushing - 426 at Hawai'i, 2018
- 300 Yards Passing - 392 VS. STONY BROOK, 2019
- 400 Yards Passing - 416 AT WAKE FOREST, 2019
- 500 Yards Passing - 516 vs. New Mexico, 2018
- 500 Yards Total Offense - 596 AT WAKE FOREST, 2019
- More Than 600 Yards Total Offense - 717 VS. STONY BROOK, 2019
- 40 Points - 45 at BYU, 2018
- 50 Points - 52 vs. North Texas, 2018
- 60 Points - 62 VS. STONY BROOK, 2019
- 70 Points - 73 vs. Tennessee Tech, 2018
- Safety By USU - at Fresno State, 2015

UTAH STATE INDIVIDUAL

- 100 Yards Rushing - 19-105, TD, JAYLEN WARREN VS. STONY BROOK, 2019
- 200 Yards Rushing - 18-208, 3 TD, Devante Mays vs. Weber State, 2016
- 100 Yards Rushing by a Quarterback - 16-191, 1 TD, Kent Myers vs. Colorado State, 2015
- Two Players with 100 Yards Rushing - Darwin Thompson (13-141, 3TD) and Gerold Bright (16-121, 3TD) at Hawai'i, 2018
- 300 Yards Passing - 359 (21-43-1, 4 TD), Jordan Love vs. North Texas, 2018
- 400 Yards Passing - 416 (33-48-3, 3 TD), JORDAN LOVE AT WAKE FOREST, 2019
- Three TD Passes - JORDAN LOVE AT WAKE FOREST, 2019
- Four TD Passes - Jordan Love vs. North Texas, 2018
- Five or More TD Passes - 5, Jordan Love vs. SJSU, 2018
- Two Players with 100 Yards Passing - Chuckie Keeton (14-for-25, 114) and Kent Myers (14-for-20, 123) vs. Akron, 2015
- 100 Yards Receiving - 8-118, TD, SIAOSI MARINER AT WAKE FOREST, 2019
- 200 Yards Receiving - 11-221, Kevin Curtis at South Florida, 2001
- Two Players with 100 Yards Receiving - 6-151, TD, Jalen Greene vs. North Texas, 2018; 2-109, 2 TD, Aaren Vaughns vs. North Texas, 2018
- 100 Yards Receiving by a Running Back - 4-115, 2 TD, Darwin Thompson vs. SJSU, 2018
- 100 Yards Rushing and Receiving - 140 rush, 155 rec., Darwin Thompson vs. SJSU, 2018
- 200 Yards All-Purpose - 255, Darwin Thompson vs. SJSU, 2018
- More Than Two Rushing TDs In One Game - 3, Darwin Thompson AND Gerold Bright at Hawai'i, 2018
- More Than Three Rushing TDs In One Game - 4, Robert Turbin vs. Colorado State, 2011
- More Than One Receiving TD In One Game - 2, Ron'quavion Tarver vs. UNLV, 2018
- More Than Three Combined TDs In One Game - 4, Joey DeMartino (3 rush, 1 rec), at New Mexico, 2013
- TD Pass By A Non-QB - 29, Aaren Vaughns (WR), VS. Wyoming, 2017
- 80-Yard Run For A Touchdown - 80, Justen Hervey vs. Weber State, 2016
- 80-Yard Pass For A Touchdown - 83, Gerold Bright from Jordan Love at Boise State, 2018
- 50-Yard Field Goal - 51 (3), Dominik Eberle vs. New Mexico State, 2018
- Four or More Field Goals - 6, Dominik Eberle vs. New Mexico State, 2018
- Kickoff Return For A Touchdown - 99, Savon Scarver at Wyoming, 2018
- Punt Return For A Touchdown - 45, DEVEN THOMPSON VS. STONY BROOK, 2019
- 20 or More Tackles - 24, DAVID WOOOWARD AT WAKE FOREST, 2019
- Interception Return For A Touchdown - 95, Aaron Wade at Colorado State, 2018; 32, Jontrell Rocquemore at CSU, 2018
- Fumble Return For A Touchdown - 70, David Woodward at New Mexico, 2017
- Kick Blocked For A Touchdown - (PUNT) Deven Thompkins (BLOCK), Baron Gajkowski (TOUCHDOWN) vs. UNLV, 2018
- Blocked Extra Point For A Conversion - (BLOCK) David Moala, (RETURN) Torrey Green vs. Southern Utah, 2015
- Two-Point Conversion - (PASS) Darell Garretson to JoJo Natson vs. Northern Illinois, 2013

OPPONENT INDIVIDUAL

- 100 Yards Rushing - 25-105, CADE CARNEY (AT WAKE FOREST), 2019
- 200 Yards Rushing - 37-200, Alex Mattison (at Boise State), 2018
- Two Players With 100 Yards Rushing - 25-138, TD, Nico Evans; 19-100, Sean Chambers (at Wyoming), 2018
- 300 Yards Passing - 23-32-0, 310, TD, Brett Rypien (at Boise State), 2018
- 400 Yards Passing - 34-47-0, 401, 3 TD, Jamie Newman(AT WAKE FOREST), 2019
- 100 Yards Receiving - 7-158, TD, SAGE SURRATT (AT WAKE FORESET), 2019
- 200 Yards Receiving - 7-209, 2 TD, Tre Walker (vs. SJSU), 2018
- Two Players With 100 Yards Receiving - Mitch Mathews 8-117, TD; Jordan Leslie 4-135 (BYU), 2014
- Three Players With 100 Yards Receiving - C.J.Hawthorne, 9-116 TD; J.Rivers 7-130 TD; and R.Grice-Mullen, 5-113 (Hawai'i), 2007
- 80-Yard Run For A Touchdown - 92, Demarco Murray (Oklahoma), 2007
- 80-Yard Pass For A Touchdown - 86, Lamar Jordan to Delane Harf-Johnson (New Mexico), 2015
- 50-Yard Field Goal - 53, Bryce Crawford (at San José State), 2017
- Kickoff Return For A Touchdown - 100, Jason Huntley (vs. New Mexico State), 2017
- Punt Return For A Touchdown - 41, Tre Jenkins (vs. SJSU), 2018
- Interception Return For A Touchdown - 28, Kevin Prosser (vs. Wyoming), 2017
- Fumble Return For A Touchdown - 52, Michael Shelton (at BYU), 2016

OPPONENT...

DEFENSE

- 200 Yards Rushing - 231 at Wyoming, 2018
- 300 Yards Rushing - 323 vs. Air Force, 2018
- 400 Yards Rushing - 407 at Air Force, 2017
- 300 Yards Passing - 310 at Boise State, 2018
- 400 Yards Passing - 401 AT WAKE FOREST, 2019
- 500 Yards Passing - 505 at Texas Tech, 2000
- 500 Yards Total Offense - 579 AT WAKE FOREST, 2019
- More Than 600 Yards Total Offense - 629 at Louisiana Tech, 2012
- 40 Points - 41 vs. Boise State, 2017
- 50 Points - 59 at Wisconsin, 2017
- 60 Points - 66 at Oregon, 2008
- 70 Points - 70 at Fresno State, 2001
- Safety Against USU - vs. New Mexico, 2018



/// UTAH STATE'S 2019 OPPONENTS SCHEDULES/RESULTS ///
WAKE FOREST (3-0, 0-0 ACC)

A 30	UTAH STATE	W 38-35
S 6	at Rice	W 41-21
S 13	NORTH CAROLINA*	W 24-18
S 21	ELON	10 am
S 28	at Boston College	TBA
O 12	LOUISVILLE*	TBA
O 19	FLORIDA STATE	TBA
N 2	NC STATE*	TBA
N 9	at Virginia Tech*	TBA
N 16	at #1 Clemson	TBA
N 23	DUKE*	TBA
N 30	at Syracuse*	TBA

STONY BROOK (2-1, 0-0 CAA)

A 29	BRYANT	W 35-10
S 7	at Utah State	L 7-62
S 14	WAGNER	W 26-10
S 21	FORDHAM	4 pm
S 28	at Rhode Island*	5 pm
O 5	JAMES MADISON*	4 pm
O 12	NEW HAMPSHIRE*	4 pm
O 26	at Villanova*	1:30 pm
N 2	at Richmond	1 pm
N 9	TOWSON*	Noon
N 16	at Delaware	11 am
N 23	at Albany	Noon

SAN DIEGO STATE (3-0, 0-0 MW)

A 31	WEBER STATE	W 6-0
S 7	at UCLA	W 23-14
S 14	at New Mexico State	W 31-10
S 21	UTAH STATE*	8:30 pm
O 5	at Colorado State*	TBA
O 12	WYOMING*	8:30 pm
O 19	at San José State*	5 pm
O 26	at UNLV*	8:30 pm
N 9	NEVADA*	TBA
N 15	FRESNO STATE*	7:30 pm
N 23	at Hawai'i*	10 pm
N 30	BYU	7 pm

COLORADO STATE (1-2, 0-0 MW)

A 30	vs. Colorado	L 31-52
S 7	WESTERN ILLINOIS	W 38-13
S 14	at Arkansas	L 34-55
S 21	TOLEDO	8:15 p.m.
S 28	at Utah State*	5:30 pm
O 5	SAN DIEGO STATE*	TBA
O 11	at New Mexico*	6 pm
O 26	at Fresno State*	TBA
N 2	UNLV*	1:30 pm
N 16	AIR FORCE*	TBA
N 22	at Wyoming*	7:30 pm
N 29	BOISE STATE*	1:30 pm

All times are MT

* = Conference game

LSU (3-0, 0-0 SEC)

A 31	GEORGIA SOUTHERN	W 55-3
S 7	at #10 Texas	W 45-38
S 14	NORTHWESTERN STATE	W 65-14
S 21	at Vanderbilt*	10 am
O 5	UTAH STATE	TBA
O 12	#8 FLORIDA*	TBA
O 19	at Mississippi State*	TBA
O 26	AUBURN*	TBA
N 9	at #2 Alabama*	TBA
N 16	at Ole Miss*	TBA
N 23	ARKANSAS*	TBA
N 30	#12 TEXAS A&M	TBA

NEVADA (2-1, 0-0 MW)

A 30	PURDUE	W 34-31
S 7	at #11 Oregon	L 6-77
S 14	WEBER STATE	W 19-13
S 21	at UTEP	6 pm
S 28	HAWAI'I*	TBA
O 12	SAN JOSÉ STATE*	2 pm
O 19	at Utah State*	TBA
O 26	at Wyoming*	Noon
N 2	NEW MEXICO*	TBA
N 9	at San Diego State*	TBA
N 23	at Fresno State*	TBA
N 30	UNLV*	1 pm

AIR FORCE (2-0, 0-0 MW)

A 31	COLGATE	W 48-7
S 14	at Colorado	W 30-23 (OT)
S 20	at Boise State*	7 pm
S 27	SAN JOSÉ STATE*	6 pm
O 5	at Navy	1:30 pm
O 12	FRESNO STATE*	5 pm
O 19	at Hawai'i*	9 pm
O 26	UTAH STATE*	TBA
N 2	ARMY	1:30 pm
N 9	at New Mexico*	Noon
N 16	at Colorado State*	TBA
N 30	WYOMING	Noon

BYU (2-1)

A 29	UTAH	L 12-30
S 7	at Tennessee	W 29-26 (2OT)
S 14	USC	W 30-27 (OT)
S 21	WASHINGTON	1:30 pm
S 28	at Toledo	TBA
O 12	at USF	TBA
O 19	BOISE STATE*	TBA
N 2	at Utah State	TBA
N 9	LIBERTY	TBA
N 16	IDAHO STATE	1 pm
N 23	at UMASS	10 am
N 30	at San Diego State	7 pm

All times are MT

* = Conference game

FRESNO STATE (0-2, 0-0 MW)

A 31	at USC	L 23-31
S 7	MINNESOTA	L 35-38
S 21	SACRAMENTO STATE	8 pm
S 28	at New Mexico State	6 pm
O 12	at Air Force*	5 pm
O 18	UNLV*	8 pm
O 26	COLORADO STATE*	TBA
N 2	at Hawai'i	10 pm
N 9	UTAH STATE*	5 pm
N 15	at San Diego State*	7:30 pm
N 23	NEVADA*	TBA
N 30	at San José State*	TBA

WYOMING (3-0, 0-0 MW)

A 31	MISSOURI	W 37-31
S 7	at Texas State	W 23-14
S 14	IDAHO	W 21-16
S 21	at Tulsa	1:30 pm
S 28	UNLV*	TBA
O 12	at San Diego State*	8:30 pm
O 19	NEW MEXICO*	1 pm
O 26	NEVADA*	Noon
N 9	at Boise State*	TBA
N 16	at Utah State*	TBA
N 22	COLORADO STATE*	7:30 pm
N 30	at Air Force*	Noon

BOISE STATE (3-0, 0-0 MW)

A 31	at Florida State	W 36-31
S 6	MARSHALL	W 14-7
S 14	PORTLAND STATE	W 45-10
S 20	AIR FORCE*	7 pm
O 5	at UNLV	8:30 pm
O 12	HAWAI'I *	TBA
O 19	at BYU	TBA
N 2	at San José State	8:30 pm
N 9	WYOMING*	TBA
N 16	NEW MEXICO*	TBA
N 23	at Utah State*	8:30 pm
N 29	at Colorado State*	1:30 pm

NEW MEXICO (1-1, 0-0 MW)

A 31	SAM HOUSTON STATE	W 39-31
S 14	at #9 Notre Dame	L 14-66
S 21	NEW MEXICO STATE	2:30 pm
S 28	at Liberty	4 pm
O 4	at San José State*	8 pm
O 11	COLORADO STATE*	6 pm
O 19	at Wyoming*	1 pm
O 26	HAWAI'I*	2 pm
N 2	at Nevada*	TBA
N 9	AIR FORCE*	Noon
N 16	at Boise State*	TBA
N 30	UTAH STATE*	2 pm

All times are MT

* = Conference game




/// NEW FACILITIES AT UTAH STATE OVER THE LAST 10 YEARS ///

• Over the last decade, Utah State Athletics has focused on improving its infrastructure and now has some of the best facilities not only in the Mountain West, but in the Western United States, with the additions of the Jim & Carol Laub Athletics-Academics Complex, the ICON Sports Performance Center, the Wayne Estes Center and the West Stadium Center at Maverik Stadium.




WEST STADIUM CENTER AT MAVERIK STADIUM

Completed in August of 2016, the \$36 million, 85,000 square-foot West Stadium Center is a new four-story premium seating and press box structure inside Maverik Stadium. The structure includes a state-of-the-art media and game operations area, 20 luxury suites, 20 loge boxes, over 700 covered club seats and a premium club area that will also be used to host a student-athlete training table. Renovations to Maverik Stadium in 2016 also included new video boards on both the north and south ends of the stadium, and a new public address system.




WAYNE ESTES CENTER

Completed in May of 2014, the \$9.7 million, 32,000 square-foot Wayne Estes Center is a basketball practice facility and volleyball competition venue that contains two regulation-size basketball courts and a regulation-size volleyball competition court with chair-back seating for 1,400 fans, along with a training room and in-season strength and conditioning area. Office space for both men's and women's basketball and volleyball is also included in the facility, as well as a locker room and film room for volleyball. Ticketing and concession services are also available on Game Days. Located inside the foyer of the Wayne Estes Center is a visual tribute of the building's namesake.



ICON SPORTS PERFORMANCE CENTER

Completed in June of 2013, Utah State's \$6.5 million, 26,329 square-foot ICON Sports Performance Center features areas for weight training, cardiovascular workouts and speed and agility training, as well as offices for staff. Built on existing university property at the northwest corner of Maverik Stadium, the state-of-the-art multi-level facility alleviated overcrowding in the previous 5,800 square-foot strength and conditioning center and accommodates over 400 student-athletes from 16 sports programs.



JIM & CAROL LAUB ATHLETICS-ACADEMICS COMPLEX

Completed in September of 2008, Utah State's \$12 million, three-story, 69,000 square-foot, Jim and Carol Laub Athletics-Academics Complex is a state-of-the-art multi-purpose facility that meets all of the athletic and academic needs of Utah State's 16 sports and 400-plus student-athletes. Within the facility, is the 11,000 square-foot Dale Mildenberger Sports Medicine Complex and Dr. John Worley Sports Medicine Research Center, the Steve Mothersell Athletics Hall of Honor and the 7,000 square-foot J. Ken "Kenny" Seamons Equipment Room. Also located on the first floor are locker rooms for football. The second floor houses coaches' offices and meeting rooms for football, including a 120-seat auditorium, and the student-athlete academics center is located on the third floor, which includes numerous study hall and tutor areas, a computer lab and the Dr. Randall and Julianne Stockham Student-Athlete Academics Hall of Honor.

