

SAN DIEGO STATE FOOTBALL

Six Straight Bowl Game Appearances • 20 Conference Championships • 2015, 2012 Mountain West Champions

Contacts: Mike May, senior assoc. AD (mmay@mail.sdsu.edu); Jamie McConeghy, asst. AD/media relations (jmcconeg@mail.sdsu.edu); Jen Heisel, asst. media relations director (jheisel@mail.sdsu.edu)

GAME INFORMATION

Television: CBS Sports Network

Talent: Carter Blackburn (play-by-play), Eric Davis (analysis), Jenny Dell (sidelines), Steve McKee (producer)

Aztec Radio Network: The Mighty 1090 AM / 105.7 MAX FM / (pregame show starts at 6:30 p.m. PT)

Talent: Ted Leitner (play-by-play); Kirk Morrison (analyst), Jordan Carruth (pre, half and postgame)

Live Stats: GoAztecs.com

SDSU Postgame News Conference: Archived on GoAztecs.com

Social: @GoAztecs (public)

@AztecsPR (Twitter account media only)

@GoAztecsStats (public) - in-game notes



Tickets: Start at \$18 and are available at NevadaWolfPack.com.

SERIES INFORMATION

SDSU vs. Nevada: SDSU leads 5-3 / SDSU won 1

Series in Reno: Nevada leads 2-1 / Nevada won 1

SCHEDULE / RESULTS (8-1, 5-0 MW)

| Date | Opponent (TV/Online) | Time / Result |
|-------------|-------------------------------------------|------------------------------|
| S.3 | New Hampshire | W 31-0 |
| S.10 | California (CBSSN) | W 45-40 |
| S.17 | at Northern Illinois (CBSSN) | W 42-28 |
| S.24 | bye week | |
| O.1 | at South Alabama (ESPNNews) | L 24-42 |
| O.8 | UNLV* (ESPNU) | W 26-7 |
| O.14 | at Fresno State* (CBSSN) | W 17-3 |
| O.21 | San José State* (ESPN2) | W 42-3 |
| O.28 | at Utah State* (CBSSN) | W 40-13 |
| N.5 | Hawai'i* (CBSSN) | W 55-0 |
| N.12 | at Nevada (CBSSN) | 7:30 p.m. PT |
| N.19 | at Wyoming* (CBSSN) | 1:30 p.m. MT / 12:30 p.m. PT |
| N.26 | Colorado State* (CBSSN) | 6 p.m. PT |
| D.3 | MW Championship Game (ABC, ESPN or ESPN2) | TBA |
| TBD | Bowl Game | |

* - Mountain West game

TABLE OF CONTENTS

| | Page No. |
|---------------------------------------|----------|
| Media Opportunities / Weekly Schedule | 2 |
| Schedule / Results | 3 |
| General Notes | 3-14 |
| Mountain West / Opponent Standings | 15 |
| #Pumphrey4Heisman | 16-17 |
| SDSU Athletic Department Notes | 18 |
| SDSU Football Program Notes | 19 |
| Head Coach Rocky Long | 20 |
| Coaching Staff | 21 |
| Roster | 22-23 |
| Depth Chart | 24 |
| Recaps | 25-33 |
| Player Profiles | 34-75 |
| Statistics | 76-88 |
| Last Time it Happened | 89-91 |

GAME 10

[rv/rv] **SAN DIEGO STATE AZTECS** (8-1; 5-0 MW) at **NEVADA WOLF PACK** (3-6; 1-4 MW)

SATURDAY, NOV. 12 :: MACKAY STADIUM (26,000) :: RENO, NEVADA :: 7:30 P.M. PT

NEVADA



NEVADAWOLFPACK.COM

| FBS Rk. | Statistics | FBS Rk. |
|---------|---------------------------|-----------|
| 22.9 | Points/Game | 31 35.8 |
| 28.3 | Points Allowed/Game | 7 15.1 |
| 162.9 | Rushing Yds./Game | 7 273.9 |
| 279.9 | Rushing Yds. Allowed/Game | 2 86.0 |
| 211.3 | Passing Yds./Game | 123 141.1 |
| 167.4 | Passing Yds. Allowed/Game | 16 187.2 |
| 374.2 | Total Offense/Game | 59 415.0 |
| 447.3 | Total Defense/Game | 4 273.2 |

SAN DIEGO STATE



GOAZTECS.COM

In five conference games, San Diego State is allowing an average of 5.2 points (1st in FBS), 230 yards of total offense (1st in FBS).

COACHING MATCHUP

| | NEVADA | SAN DIEGO STATE |
|------------------|--------------------------------------------------------------------------------|---------------------------------|
| Head Coach | Brian Polian (John Carroll, 1997) | ▶ Rocky Long (New Mexico, 1974) |
| Record At School | 21-26 / 4th season | 51-24 / 6th season |
| Overall Record | 21-26 / 4th season | 116-93 / 17th season |
| | ▶ - 3-time Mountain West Coach of the Year and MW's all-time winningest coach. | |

NEWS AND NOTES (through games of Nov. 5)

- Winners of five consecutive games and 18 of its last 19 contests, San Diego State travels to Reno, Nev., to face the Nevada Wolf Pack at 7:30 p.m. PT Saturday. This is the first of back-to-back road games for SDSU, which faces Mountain Division foe Wyoming on Nov. 19.
- The Aztecs clinched a share of the Mountain West Division for the third straight season and will represent the West Division in the league title game (Dec. 3) for the second consecutive year.
- SDSU is one of 11 teams nationally with one loss or less (five undefeated teams, six one-loss teams). San Diego State is one of only 12 undefeated teams in league play.
- The Aztecs carry a number of lengthy win streaks into Saturday's game, including: 16 straight victories against conference opponents (longest active streak in the country), 13 straight victories in games played in the Pacific Time Zone and five straight wins overall (tied for 12th-longest active streak in the nation).
- During the 16-game win streak vs. MW teams (including the 2015 MW Championship game), SDSU has outscored its opponents, 564-161.
- Since Oct. 3, 2015, San Diego State owns the nation's third-best record at 18-1 (.947), trailing only Alabama (20-0, 1.000) and Clemson (20-1, .952), and ahead of Michigan (16-2, .889) and Ohio State (16-2, .889).
- The Aztecs are once again among the nation's elite in every major defensive category. Since the beginning of the 2015 season, SDSU is second in turnovers forced (52), third in total defense (281.8), fourth in rushing defense (99.8) and rushing yards allowed per attempt (3.0), fifth in scoring defense (15.9), and sixth in passing efficiency rating defense (105.8) and third-down conversion percentage defense (30.4).
- Heisman Trophy candidate Donnel Pumphrey continues to lead the nation (FBS) this season in rushing yards (1,581). He is second in all-purpose yards (1,732) and rushing yards per game (175.7), third in all-purpose yards per game (192.44), tied for sixth in rushing touchdowns (13) and tied for 13th in total touchdowns (13). He has 135 more rushing yards than the player ranked second in FBS rushing.
- Pumphrey, a senior from Las Vegas, is the active FBS career leader in rushing yards (5,853), all-purpose yards (6,877), rushing touchdowns (58), total touchdowns scored (63) and 100-yard rushing games (30).
- Pumphrey has recorded eight straight 100-yard rushing games overall. During that span, he has carried 223 times for 1,483 yards, a 6.65-yard average and 12 rushing touchdowns. In three career games against Nevada, he has 351 rushing yards, a 7.47 average and three TDs.
- Pumphrey continues to climb the official NCAA career rushing chart. His 5,853 yards rushing currently places him fifth on that chart. He needs 544 yards to surpass Ron Dayne's (Wisconsin) career total of 6,397. If SDSU plays five more games (counts the conference championship and assumes a bowl game), Pumphrey would have to average 109.0 yards to break the record.

LONGEST ACTIVE CONFERENCE WIN STREAKS / FBS

Below is a list of the longest active league win streaks by FBS teams (through Nov. 5).

| School | No. | School | No. |
|-----------------|-----|---------------|-----|
| San Diego State | 16 | Washington | 8 |
| Clemson | 15 | Michigan | 6 |
| Alabama | 14 | Troy | 6 |
| Arkansas St. | 13 | Western Mich. | 6 |
| Oklahoma | 13 | Wyoming | 6 |
| Appalachian St. | 8 | | |

San Diego State has also won 14 straight home games against MW opponents.

MOST CAREER RUSHING YARDS / FBS HISTORY

Below is a list of the NCAA all-time rushing yardage leaders (through Nov. 5).

| Player, School | Yards |
|----------------------------|-------|
| Ron Dayne, Wisconsin | 6,397 |
| Ricky Williams, Texas | 6,279 |
| Tony Dorsett, Pittsburgh | 6,082 |
| DeAngelo Williams, Memphis | 6,026 |
| Donnel Pumphrey, SDSU | 5,853 |

Pumphrey has 1,236 more rushing yards than the next-highest active total by a FBS player.

TOTAL DEFENSE / FBS

Below is a list of the teams with the fewest yards allowed per game in 2016 (through Nov. 5).

| School | W-L | YAPG |
|-----------------|-----|-------|
| Michigan | 9-0 | 246.3 |
| Alabama | 9-0 | 257.9 |
| Florida | 6-2 | 268.1 |
| San Diego State | 8-1 | 273.2 |
| Ohio State | 8-1 | 285.3 |

SDSU has held 21 consecutive Mountain West teams to less than 400 yards of total offense (longest active FBS streak).

SAN DIEGO STATE MEDIA AVAILABILITY: NEVADA

| 7 MON | 8 TUE | 9 WED | 10 THU | 11 FRI | 12 SAT | 13 SUN |
|-------------------------------------------------------------------------------------------------------------------------------------------------------------------------------------------------------------------------------------------------------------------------------------------------------------------------------------|----------------------------------------------------------------------------------------------------------------------------------------------------------------------------------------------------------------------------------------------------------------------------------------------------------------------------------------------------------------------------------------------------------------------------------------------------------------------------------------------------------------------------------------------------------------------------------------|--------------------------------------------------------------------------------------------------------------------------------------------------------------------------------------------------------------------------------------------------------------------|--------------------------------------------------------------------------------------------------------------------------------------------------------------------------------------|------------------------------------------------------|--------------------------------------------------------------------------------------------------------------------------------------------------------------------------------------------------------------------------------------------------------------------------------------------------------------------------------------------------------------------------------------|---------------------------------------------------|
| <p>3:30 p.m. (approximate) - Practice First 20 minutes open to media who cover SDSU on a regular basis (must contact media relations office)</p> <p>5 p.m. (approximate) - Post-practice availability (Players who are appearing at news conference on Tuesday are not available)</p> <p>Game Notes Available</p> | <p>FINAL MEDIA DAY FOR STUDENT-ATHLETES</p> <p>SDSU Media Luncheon Live on GoAztecs.com Noon - Food 12:15 p.m. - Coach Long 12:30 p.m. - Student-Athletes</p> <p>3:30 p.m. - Practice First 20 minutes open to media who cover SDSU on a regular basis (must contact media relations office)</p> <p>5:30 p.m. (approximate) - Post-practice availability (Players who appeared at news conference are not available; Also no Coach Long availability)</p> <p>Live News Conference News Conference Video News Conference Quotes</p> | <p>FINAL MEDIA DAY FOR COACHES</p> <p>Closed Practice</p> <p>5:15 p.m. (approximate) - Post-practice availability for Coach Long and assistants</p> <p>7 p.m. - Rocky Long Radio Show live on The Mighty 1090.</p> <p>Broadcast Flip Card</p> | <p>Closed Practice</p> <p>No media availability.</p> <p>Aztec Football with Rocky Long TV show on FOX Sports San Diego. Check local listings for specific broadcast time.</p> | <p>Closed Practice</p> <p>No media availability.</p> | <p>San Diego State at Nevada, 7:30 p.m. PT on CBS Sports Network</p> <p>Postgame News Conference - San Diego State locker room is closed. Coach Long and selected players will be available outside the locker room after a brief cooling off period.</p> <p>Live: Stats Game Stats Postgame Notes Postgame Quotes News Conference Archive Highlights</p> | <p>No practice.</p> <p>No media availability.</p> |

Items in red are sent out to the media distribution list and/or are available on that day at GoAztecs.com.

SDSU MEDIA RELATIONS

Phone: (619) 594-5547

Fax: (619) 582-6541

Overnight Address:

Aztec Athletics Center, Suite 3014
5302 55th Street
San Diego, CA 92182-4309

Website: GoAztecs.com

Public Twitter: GoAztecs

Twitter (Media): twitter.com/AztecsPR

Mike May* | Senior Assoc. AD/Comm. & Media Relations

Office: (619) 594-5547 Cell: (619) 957-8372

E-Mail: mmay@mail.sdsu.edu

Jamie McConeghy* | Assistant AD - Media Relations

Office: (619) 594-4348 Cell: (607) 435-5577

E-Mail: jmcconeg@mail.sdsu.edu

Darin Wong | Assistant AD - Media Relations

Office: (619) 594-5548

E-Mail: dwong@mail.sdsu.edu

Jen Heisel^ | Assistant Media Relations Director

Office: (619) 594-5549

E-Mail: jheisel@mail.sdsu.edu

Dave Kuhn | Assistant Media Relations Director

Office: (619) 594-5242

E-Mail: dkuhn@mail.sdsu.edu

Jim Solien | Assistant Media Relations Director

Office: (619) 594-2576 Cell: (619) 341-9082

E-Mail: jsolien@mail.sdsu.edu

Lauren Weaver | Media Relations Coordinator

Office: (619) 594-5547

E-Mail: lweaver@sdsu.edu

Jason Bott | Coordinator of Multimedia Productions

Office: (619) 594-2428

E-Mail: jbott@mail.sdsu.edu

* primary football contacts; ^ secondary contact

PRACTICE

All practices are closed to both the public and the media with the lone exception being the first 20 minutes of Monday and Tuesday's workouts (media only). Members of the media planning to attend Monday or Tuesday's practice will need to call the media relations office to be placed on a list to gain access to the practice fields.

Post-practice interview requests should be submitted to the San Diego State media relations office no later than noon PT on the day of the potential interview. Other interview requests must be made at least 24 hours in advance.

SDSU TELECONFERENCE

The Mountain West is not hosting a weekly coaches teleconference this season.

ROCKY LONG RADIO SHOW

Once again this season, the weekly Rocky Long Radio Show will air live from 7-8 p.m. PT on The Mighty 1090.

AZTEC FOOTBALL WITH ROCKY LONG

San Diego State football head coach Rocky Long and FOX Sports San Diego have announced a coaches show for the second straight season. *Aztec Football with Rocky Long* will air each Thursday following live programming on FOX Sports San Diego.

The weekly show will give unprecedented access to the SDSU program and Long, the Mountain West's all-time leader in victories and two-time MW Coach of the Year. *Aztec Football with Rocky Long*, which will be hosted by Mike Pomeranz, will consist of player and coach features, behind the scenes footage, X's and O's with Long, a preview of the upcoming game, a recap of the last game and much more.

VIDEO FOOTAGE OF ROAD GAMES

Video highlights and interview footage will once again be available to the media for all of San Diego State's road games. For more information, contact coordinator of multimedia productions Jason Bott at (619) 594-2428 or via e-mail at jbott@mail.sdsu.edu.

COLLEGEPRESSBOX.COM

CollegePressBox.com is the official media website for Mountain West football. Access and download weekly game notes, quotes, statistics, media guide headshots, logos and more for the conference and each of its 12 member schools throughout the season. Login information will be distributed by the conference office to accredited media or you can apply for a password by sending an e-mail to password@collegepressbox.com.

WE ARE THE (DIVISION) CHAMPIONS

Last Saturday night (actually Sunday morning), San Diego State clinched a berth in the Mountain West championship game. The Aztecs clinched a share of the league title with their 55-0 victory over Hawai'i, and clinched an advantage in all potential tie-breaking scenarios when New Mexico defeated Nevada, 35-26, in an evening game that ended Sunday due to weather delays.

San Diego State will play for the 21st conference title in school history on Dec. 3. The Aztecs are looking to become the first team to repeat and the first team to win multiple conference titles since the league moved to divisional format in 2013.

Other items to note:

- This marks the third consecutive season the Aztecs have won at least a share of the division title. In 2014, San Diego State shared the division's best record with Fresno State at 5-3 before winning the title outright last season (8-0 in 2015) and are in the position to do the same this year (2016).
- SDSU is the first Mountain West team to claim a division title share in three straight seasons.
- On Dec. 3, San Diego State will be looking for its third Mountain West championship in the last five seasons. The Aztecs won a share of the 2012 title (back when the conference was a single division, 10-team league), tying with Boise State and Fresno State. SDSU won the title last season, defeating Air Force, 27-24, in the championship game.
- Although the Aztecs have won 20 previous conference titles in the football program's history, the Aztecs have not won consecutive crowns since winning three straight PCAA titles from 1972-74.

MW LEAGUE STANDINGS SINCE 2013

Start of division play era; includes league title game

| Pl. | School | W | L | Pct. | GB |
|-----|-----------------|----|----|------|------|
| 1. | San Diego State | 25 | 5 | .833 | - |
| 2. | Boise State | 23 | 7 | .767 | 2.0 |
| 3. | Colorado State | 19 | 10 | .655 | 5.5 |
| 4. | Utah State | 19 | 12 | .613 | 6.5 |
| 5. | Fresno State | 15 | 17 | .469 | 11.0 |
| 6. | Air Force | 13 | 17 | .433 | 12.0 |
| | San José State | 13 | 17 | .433 | 12.0 |
| 8. | Nevada | 12 | 17 | .414 | 12.5 |
| | New Mexico | 12 | 17 | .414 | 12.5 |
| | Wyoming | 12 | 17 | .414 | 12.5 |
| 11. | UNLV | 10 | 19 | .345 | 14.5 |
| 12. | Hawai'i | 6 | 24 | .200 | 19.0 |

BEST RECORD SINCE 10-03-15 / FBS

Below is a list of the best records in the FBS since Oct. 3, 2015 (through Nov. 5, 2016).

| Rk. | Team | W-L | Pct. |
|-----|-------------------|------|-------|
| 1. | Alabama | 20-0 | 1.000 |
| 2. | Clemson | 20-1 | .952 |
| 3. | San Diego State | 18-1 | .947 |
| 4. | Michigan | 16-2 | .889 |
| | Ohio State | 16-2 | .889 |
| | Western Michigan | 16-2 | .889 |
| 7. | Houston | 17-3 | .850 |
| 8. | Appalachian State | 16-3 | .842 |
| 9. | Louisville | 15-3 | .833 |
| 10. | Western Kentucky | 16-4 | .800 |

BEST FBS RECORD SINCE 2010

Below is a list of the highest winning percentages in the nation for FBS schools since the beginning of the 2010 season. (note: minimum 75 games played as an FBS school through games of Nov. 5).













| Rk. | Team | Pct. | Rk. | Team | Pct. |
|-----|----------------|------|-----|-------------------|------|
| 1. | Alabama | .890 | | TCU | .733 |
| 2. | Ohio State | .854 | 15. | Northern Illinois | .731 |
| 3. | Boise State | .818 | 16. | Louisville | .713 |
| 4. | Florida State | .813 | 17. | Toledo | .694 |
| 5. | Oregon | .800 | 18. | Georgia | .685 |
| | Stanford | .800 | 19. | San Diego State | .682 |
| 7. | Clemson | .789 | 20. | Houston | .678 |
| 8. | Oklahoma | .784 | | Texas A&M | .678 |
| 9. | LSU | .767 | 22. | Nebraska | .674 |
| 10. | Oklahoma State | .747 | 23. | Auburn | .670 |
| 11. | Michigan State | .744 | 24. | Notre Dame | .667 |
| | Wisconsin | .744 | 25. | Michigan | .663 |
| 13. | Baylor | .733 | | | |

STREAKING

San Diego State owns a number of impressive active streaks. Below is a look at a few of them:

- The Aztecs have won 16 straight games against Mountain West opponents. That is the longest active streak nationally by a team against conference opponents and dates back to Nov. 15, 2014. During that stretch, SDSU has outscored its opponents, 564-161. *The complete list of national leaders in this category can be found on the bottom of page one.*
- San Diego State has won 14 consecutive home games against Mountain West opponents, dating back to a setback on Oct. 26, 2013. During that stretch, the Aztecs have outscored their conference opposition, 479-184.
- SDSU has won its last 13 games played in the Pacific Time Zone, dating back to Sept. 19, 2015.
- San Diego State has won its last 10 home games. The Aztecs have outscored its opposition, 364-112, during that stretch and have an edge in total offense 4,350 to 2,413 and a plus-11 turnover margin. That is tied for the fourth-longest active win streak in the nation.
- SDSU has not trailed in a regular-season conference game at home since Nov. 21, 2014 vs. Air Force. The Aztecs have won eight straight conference home games without falling behind, a streak that is currently at 503:13. The last time SDSU trailed was at 14-13 in the third quarter to Air Force, before posting a 30-14 victory.
- San Diego State has held 21 consecutive league opponents to less than 400 yards of total offense. That is the longest active streak nationally. During that span, SDSU has allowed 5,104 yards of offense (243.0 per game).
- During the current 16-game win streak against Mountain West opponents, San Diego State has trailed a total of 27:06 combined (out of a possible 960:00) and in only four total games. In the first game of the streak, SDSU trailed Air Force, 14-13, on Nov. 21,

SCHEDULE / RESULTS

| Date | Opponent | Site | TV | Time/Result | Series | Note |
|----------|------------------------------------------------------------------------------------------------------------------|------------------------------------|---------|---------------|---------------|-------------------------------------------------------------------------------------------|
| Sept. 3 |  New Hampshire Wildcats | San Diego, Calif. Qualcomm Stadium | | W, 31-0 | SDSU, 1-0 | Aztecs hold UNH to 141 yards and 0-for-14 on 3rd downs; Chapman: CH 283 passing yds. |
| Sept. 10 |  California Golden Bears | San Diego, Calif. Qualcomm Stadium | CBSSN | W, 45-40 | tied, 4-4 | Pumphrey: 29 carries, CH 281 yds., 3 TDs; passes Faulk as SDSU career leading rusher |
| Sept. 17 |  at Northern Illinois Huskies | DeKalb, Ill. Huskie Stadium | CBSSN | W, 42-28 | SDSU, 5-0 | SDSU races to 28-0 lead and scores 6 TDs Pumphrey: 23 carries, 220 yds., 3 TDs |
| Oct. 1 |  at South Alabama Jaguars | Mobile, Ala. Ladd-Peebles Stadium | ESPNews | L, 24-42 | USA, 2-0 | San Diego State, led 24-21, entering 4th qtr. Aztecs have three starters injured in game |
| Oct. 8 |  UNLV Rebels | San Diego, Calif. Qualcomm Stadium | ESPNU | W, 26-7 | SDSU, 17-9 | SDSU limits UNLV to 9 passing yards (2-for-13) Total yards: SDSU 460, UNLV 122 |
| Oct. 14 |  at Fresno State Bulldogs | Fresno, Calif. Bulldog Stadium | CBSSN | W, 17-3 | SDSU, 29-23-4 | Pumphrey: CH 38 carries, 220 yds., 2 TDs Aztecs first win in Fresno since 1997 |
| Oct. 21 |  San José State Spartans | San Diego, Calif. Qualcomm Stadium | ESPN2 | W, 42-7 | tied, 19-19-2 | Aztecs have held SJSU to 17 pts. in last 3 gms.; Pumphrey 135 yards, 2 TDs; Penny 105 yds |
| Oct. 28 |  at Utah State Aggies | Logan, Utah. Maverik Stadium | CBSSN | W, 40-13 | SDSU, 12-1 | SDSU has won last 10 games vs. USU; Rushed for 400 yds; Scored 40 str. points |
| Nov. 5 |  Hawai'i Rainbow Warriors | San Diego, Calif. Qualcomm Stadium | CBSSN | W, 55-0 | SDSU, 20-9-2 | SDSU 14-2 in last 16 meetings vs. UH; Largest shutout victory in SDSU DI era |
| Nov. 12 |  at Nevada Wolf Pack | Reno, Nev. Mackay Stadium | CBSSN | 7:30 p.m. PT | SDSU, 5-3 | Aztecs are 4-1 vs. Nevada in MW era; Home team has won last three meetings |
| Nov. 19 |  at Wyoming Cowboys | Laramie, Wyo. War Memorial Stadium | CBSSN | 12:30 p.m. PT | WYO, 18-17 | Aztecs are 10-5 vs. UW in MW era; Six double-digit wins for SDSU in this time. |
| Nov. 26 |  Colorado State Rams | San Diego, Calif. Qualcomm Stadium | CBSSN | 6 p.m. PT | SDSU, 20-13 | SDSU has won eight of nine vs. CSU, scoring 38+ points in last two wins. |

CALIFORNIA FBS RECORDS SINCE '10

Below is a look at the best records in the state of California since the beginning of the 2010 campaign. BG - indicates number of bowl games the team has participated in since 2010. AP Rk. - indicates current team ranking in the Associated Press poll.

| Rk. | Team | W | L | Pct. | BG | AP Rk. |
|-----|-----------------|----|----|------|----|--------|
| 1. | Stanford | 72 | 18 | .800 | 6 | -- |
| 2. | San Diego State | 60 | 28 | .682 | 6 | rv |
| 3. | USC | 58 | 30 | .659 | 4 | rv |
| 4. | UCLA | 50 | 38 | .568 | 5 | -- |
| 5. | Fresno State | 42 | 46 | .477 | 4 | -- |
| 6. | San José State | 35 | 50 | .412 | 2 | -- |
| 7. | California | 33 | 50 | .398 | 2 | -- |

UNANIMOUS

San Diego State and Houston were the only schools in the country to receive every first-place vote in its official conference preseason poll. Below is a list of every team that received at least 50 percent of the possible first-place votes in its preseason poll (note: Conference USA did not release individual voting details like total points or first-place votes).

| Rk. | Team | Conference-Div. | FPV/Total | Pct. |
|-----|------------------|--------------------|-----------|-------|
| 1. | San Diego State | Mountain West-West | 29/29 | 100.0 |
| | Houston | American-West | 30/30 | 100.0 |
| 3. | Boise State | Mountain West-Mtn. | 27/29 | 93.1 |
| 4. | Oklahoma | Big 12 | 24/26 | 92.3 |
| 5. | Iowa | Big Ten-West | 33/40 | 82.5 |
| 6. | Clemson | ACC-Atlantic | 148/191 | 77.5 |
| 7. | Alabama | SEC-West | 246/331 | 74.3 |
| 8. | Western Michigan | MAC-West | 19/26 | 73.1 |
| 9. | Stanford | Pac 12-North | 24/33 | 72.7 |
| 10. | Tennessee | SEC-East | 225/331 | 68.0 |
| 11. | Ohio State | Big Ten-East | 31/46 | 67.4 |
| 12. | North Carolina | ACC-Coastal | 121/191 | 63.4 |
| 13. | UCLA | Pac 12-South | 19/33 | 57.6 |
| 14. | USF | American-East | 15/30 | 50.0 |

TOP SCORING DEFENSES SINCE 2014

Best scoring defenses since the beginning of the 2014 season.

| Rk. | School | Pts. Allowed Per Game |
|-----|-----------------|-----------------------|
| 1. | Alabama | 15.9 |
| 2. | Wisconsin | 16.5 |
| 3. | Michigan | 17.0 |
| 4. | San Diego State | 17.3 |
| 5. | Ohio State | 17.6 |
| 6. | Florida | 18.3 |
| 7. | Clemson | 18.5 |
| 8. | LSU | 19.2 |
| 9. | Temple | 19.3 |
| 10. | Stanford | 19.3 |

TOP TOTAL DEFENSES SINCE 2014

Best total defenses since the beginning of the 2014 season.

| Rk. | School | Total Yds. Allowed Per Game |
|-----|-----------------|-----------------------------|
| 1. | Michigan | 282.4 |
| 2. | Wisconsin | 287.0 |
| 3. | Alabama | 291.2 |
| 4. | Clemson | 294.6 |
| 5. | Boston College | 298.9 |
| 6. | San Diego State | 300.1 |
| 7. | Florida | 307.2 |
| 8. | Louisville | 313.6 |
| 9. | Ohio State | 317.6 |
| 10. | Penn State | 317.7 |

2014, before scoring the final 17 points en route to a 30-14 victory. The Aztecs also trailed at Colorado State (Oct. 31, 2015), 10-7, in the second quarter before posting a 41-17 victory. In last season's conference title game, SDSU trailed Air Force on three occasions, the final coming in the third quarter 17-10, before posting a 27-24 victory. On Oct. 28 at Utah State, San Diego State trailed for 57 seconds in the first quarter before scoring 40 unanswered points en route to a 40-13 victory.

WINNING COMFORTABLY

San Diego State has posted some eye-popping numbers during its current five-game winning streak. In victories over UNLV, at Fresno State, San José State, at Utah State and vs. Hawai'i, the Aztecs have outscored their opponents, 180-26 (plus-154 points).

Other significant numbers and notes from the streak are listed below and to the right:

- San Diego State's 55-0 victory over Hawai'i represented the largest margin of victory in a shutout win in the school's Division I history and the largest margin of victory in any game since a 58-point win in 1970 (65-7 on Nov. 14, 1970 against UC Santa Barbara).
- SDSU's 27-point margin of victory was Utah State's largest setback in Logan since a 38-point loss to Hawai'i on Oct. 23, 2010.
- San Diego State outrushed Utah State, 400-71, tied for the largest margin (329 yards) in the Aztecs' Division I history.
- The Aztecs handed Utah State just its fifth home loss in its last 31 home games (the Aggies entered the game with the nation's ninth-highest home winning percentage since Nov. 12, 2011 at 26-4). San Diego State became the first Pacific Time Zone team to defeat Utah State at Maverik Stadium since Sept. 18, 2010 (Fresno State).
- SDSU's 42-3 victory and 39-point margin of victory over SJSU was its largest in a game (at the time) since a 47-0 victory over Nicholls State on Sept. 4, 2010.
- The 39-point victory over the Spartans was the largest for the Aztecs in a league game (at the time) since defeating Hawai'i, 56-8, on Oct. 11, 1996.
- San Diego State's last eight overall victories have been by at least two touchdowns (14 points) and its last 15 regular-season conference games have all been wins by at least 14 points.

SDSU STATS DURING CURRENT 5-GAME WINNING STREAK

| Category | SDSU | Opp. |
|---------------------------|-------|-------|
| First Downs | 108 | 60 |
| Rushing Yards | 1,526 | 377 |
| Yards Per Rush | 5.9 | 2.6 |
| Passing Yards | 565 | 638 |
| Passing Efficiency Rating | 145.1 | 74.9 |
| Total Offense | 2,091 | 1,015 |
| Average ToP | 34:07 | 25:53 |
| Turnovers | 3 | 10 |

NOTING THE HAWAI'I WIN

A few takeaways from San Diego State's 55-0 victory over Hawai'i on Saturday:

- The 55-0 shutout was the Aztecs' largest margin of victory in a shutout in their Division I history (since 1969).
- The 55-point win was SDSU's second-largest margin of victory in its DI history (since 1969) history, only trailing a 58-point win (65-7) on Nov. 14, 1970 vs UC Santa Barbara.
- San Diego State scored its most points in a game since beating Hawai'i, 56-8, on Oct. 11, 1996. The points were tied for the 12th most in its DI history (since 1969).
- The Aztecs improved to 8-1 overall, their best nine-game record to open a campaign since the 1977 squad was 8-1.
- SDSU won its eighth game of the year and has now won at least eight games in six of the last seven seasons.
- San Diego State is outscoring the opposition, 564-161, (35.3-10.1 averages) over the 16-game winning streak against conference opponents.
- The Aztecs improved to 18-1 (.947) over their last 19 games (since Oct. 3, 2015), the third-best record over that span.
- SDSU held the Rainbow Warriors to 215 total yards and now has held 21 consecutive conference opponents to less than 400 yards of total offense, the longest active streak in FBS.
- Donnel Pumphrey recorded his eighth straight 100-yard rushing game and 30th of his career with 112 yards touchdowns on 21 carries (5.3 avg.).
- Rashaad Penny recorded his third 100-yard rushing game of his career (all in the last five games) with 108 yards and one touchdown on just eight carries (13.5 avg.).
- SDSU had two 100-yard rushers in the same game for the third straight game, fourth time in five games, seventh time in 19 games and 25th time in school history. San Diego State is now 24-1 when it has multiple 100-yard rushers.
- San Diego State won its 30th consecutive game when rushing for at least 200 yards. The Aztecs are now 38-2 in the Rocky Long era when rushing for 200-plus yards.

WORKING ON PERFECTION

As earlier noted, San Diego State has clinched a berth in the Mountain West Championship game. Now the Aztecs are looking to go down as one of the most dominant teams in league history.

Last season, SDSU became the first Mountain West team to finish with an unblemished league record since 2011. Only San Diego State has done it in the two-division era (2015) and only 10 teams have done it in league history (this is the 18th season).

This year, the Aztecs are three games away from recording their second consecutive regular-season perfect league record.

Below is a look at the 10 teams to end the regular-season, plus San Diego State's 2016 numbers, with a perfect Mountain West record ranked by average margin of victory in league play.

MOUNTAIN WEST UNDEFEATED LEAGUE TEAMS HIGHEST AVERAGE SCORING MARGIN*

| Pl. | School | Season | Record | PF | PA | Margin | Avg. Margin |
|-----|-----------------|--------|--------|-----|-----|--------|-------------|
| 1. | TCU | 2010 | 8-0 | 342 | 75 | +267 | +33.38 |
| 2. | TCU | 2009 | 8-0 | 349 | 90 | +259 | +32.38 |
| 3. | San Diego State | 2016 | 5-0 | 180 | 26 | +154 | +30.80 |
| 4. | TCU | 2011 | 7-0 | 288 | 107 | +181 | +25.86 |

| Pl. | School | Season | Record | PF | PA | Margin | Avg. Margin |
|-----|-----------------|--------|--------|-----|-----|--------|-------------|
| 5. | Brigham Young | 2006 | 8-0 | 317 | 113 | +204 | +25.50 |
| 6. | San Diego State | 2015 | 8-0 | 289 | 90 | +199 | +24.88 |
| 7. | Utah | 2004 | 7-0 | 351 | 178 | +173 | +24.71 |
| 8. | Utah | 2008 | 8-0 | 298 | 125 | +173 | +21.63 |
| 9. | TCU | 2005 | 8-0 | 306 | 151 | +155 | +19.38 |
| 10. | Brigham Young | 2001 | 7-0 | 302 | 191 | +111 | +15.86 |

* - does not include conference championship games.

THE RANKINGS

- Following a fifth straight victory, San Diego State continued to pick up momentum in both major top 25 polls this week. The Aztecs moved up one spot in coaches poll from No. 28 to No. 27 and increased its point total in both major polls.
- San Diego State increased its point-total in each poll for the fifth consecutive week.
- The Aztecs have now received votes in 14 consecutive AP polls and 15 straight coaches polls.
- Earlier this season (Sept. 25), San Diego State was ranked in the Associated Press AP Top 25 poll for a second consecutive week. The Aztecs jumped from No. 22 to No. 19.
- The No. 19 ranking represented the highest the Aztecs have been in the poll since ending the 1977 campaign at No. 16.
- On Sept. 19, San Diego State entered the Associated Press poll at No. 22. It marked the first appearance for the Aztecs in the AP rankings since Nov. 7, 1995.
- When SDSU appeared in the poll on Sept. 19, it snapped a streak of 341 polls without making an appearance in the poll.
- In school history, San Diego State has been ranked a total of 16 weeks (includes the two weeks this season). The highest the Aztecs have ever been ranked is No. 13 on Nov. 3, 1975.
- Prior to entering the poll on Sept. 18, the last time SDSU appeared in the AP Top 25 Poll:
 - Rocky Long was the defensive coordinator at Oregon State. Long, who is currently tied for 13th among active FBS coaches in career victories (counts major schools only), had yet to coach his first game as a head coach.
 - San Diego State has 74 student-athletes on its roster that were yet to be born when the Aztecs last appeared in the national rankings. Sam Tai, the oldest member of the SDSU football team, was just over 3-years old at the time of that previous ranking.
 - Associate head coach/offensive coordinator Jeff Horton was in his second season as the head coach at UNLV. The previous year Horton guided the Rebels to the Las Vegas Bowl and earned Big West Coach-of-the-Year honors.
 - Safeties coach Danny Gonzales was in his second year as a player at New Mexico.
- When San Diego State debuted in the coaches poll on Sept. 25 at No. 24, it marked the first time the Aztecs were ranked in the coaches poll on Sept. 21, 1992. It had been just over 24 years since SDSU's last appearance in the poll.

SAN DIEGO STATE IN THE TOP 25

| 2015 | AP Rk. | Points | Co. Rk. | Points |
|-----------|--------|--------|---------|--------|
| Nov. 22 | | | 39 | 3 |
| Nov. 29 | 36 | 3 | T-29 | 14 |
| Dec. 6 | 30 | 22 | 28 | 26 |
| Final | 29 | 44 | 27 | 55 |
| 2016 | AP Rk. | Points | Co. Rk. | Points |
| Preseason | 31 | 46 | 37 | 18 |
| Sept. 6 | 30 | 37 | 35 | 12 |
| Sept. 11 | 28 | 51 | 33 | 27 |
| Sept. 18 | 22 | 183 | 28 | 87 |
| Sept. 25 | 19 | 304 | 24 | 156 |
| Oct. 2 | 36 | 10 | 39 | 10 |
| Oct. 10 | T-39 | 2 | 44 | 2 |
| Oct. 16 | 37 | 3 | 35 | 13 |
| Oct. 23 | 32 | 2 | 29 | 15 |
| Oct. 30 | 28 | 21 | 28 | 36 |
| Nov. 7 | 28 | 38 | 27 | 58 |

DO NOT OVERLOOK THE DEFENSE

- Once again, Rocky Long's defensive unit is putting up numbers that can compete with anyone in the nation. What the Aztecs are currently stringing together is historic.
- Earlier this season, San Diego State had a streak in which it had not allowed an offensive touchdown in 175 snaps. It was the longest active streak in the nation and the longest streak by an Aztec defense in at least five years.
 - SDSU has allowed a total of 26 points in the last five games combined (one touchdown was scored via a fumble return).
 - San Diego State ranks among the nation leaders in overall defensive statistics and national stats for conference games only. Below is a look, including SDSU's national leading 5.2 points allowed per conference game.

| Category | Season | NR (out of 128) | Conference Only Games | NR (out of 128) |
|---------------------------|--------|-----------------|-----------------------|-----------------|
| Scoring Defense | 15.1 | 7 | 5.2 | 1 |
| Total Defense | 273.2 | 4 | 203.0 | 1 |
| Rushing Defense | 86.0 | 2 | 75.4 | 3 |
| Rushing Average Per Carry | 2.8 | 3 | 2.6 | 3 |
| Passing Efficiency | 102.07 | 8 | 74.9 | 1 |
| Touchdowns Allowed | 18 | T-10 | 3 | T-1 |
| 3rd Down Conversion | 32.4 | 19 | 35.5 | 33 |
| Passing Defense | 187.2 | 16 | 127.6 | 1 |

SERIES NOTES

- San Diego State and Nevada are meeting for the eighth time with the Aztecs owning a 5-2 series lead.
- The Aztecs have won five of the last six meetings between the teams, including a dramatic 39-38 come-from-behind overtime victory in Reno 2012 and a 51-44 overtime win in San Diego in 2013. Last season, the Aztecs claimed a 31-14 decision in San Diego.



ACTIVE CAREER RUSHING LEADERS / FBS

Below are the active career rushing leaders amongst FBS players.

| Rk. | Name | School | Yards |
|-----|---------------------|-------------------|--------|
| 1. | Donnel Pumphrey | San Diego State | 5,853 |
| 2. | Marcus Cox | Appalachian State | *4,617 |
| 4. | Kareem Hunt | Toledo | 4,396 |
| 3. | De'Angelo Henderson | Coastal Carolina | *4,263 |
| 5. | Shock Linwood | Baylor | 4,056 |

* includes stats while program was a member of FCS

ACTIVE CAREER 100-YD RUSHING GMS.

Below are the active career leaders for most 100-yard rushing games for FBS players.

| Rk. | Name | School | Games |
|-----|-----------------|-----------------|-------|
| 1. | Donnel Pumphrey | San Diego State | 30 |
| 2. | Kareem Hunt | Toledo | 24 |
| 3. | Royce Freeman | Oregon | 19 |

ACTIVE CAREER RUSHING TDS / FBS

Below are the active career rushing touchdown leaders amongst FBS players.

| Rk. | Name | School | TDS |
|-----|---------------------|-------------------|-----|
| 1. | Donnel Pumphrey | San Diego State | 58 |
| 2. | De'Angelo Henderson | Coastal Carolina | *52 |
| 3. | Marcus Cox | Appalachian State | *48 |
| 4. | James Connor | Pittsburgh | 47 |
| 5. | Royce Freeman | Oregon | 43 |
| | Samaje Perine | Oklahoma | 43 |

* includes stats while program was a member of FCS

SDSU CAREER RUSHING YARDS

| Rk. | Player | Seasons | Yards |
|-----|-----------------|---------------|-------|
| 1. | Donnel Pumphrey | 2013-14-15-16 | 5,853 |
| 2. | Marshall Faulk | 1991-92-93 | 4,589 |
| 3. | Larry Ned | 1998-99-00-01 | 3,562 |
| 4. | Ronnie Hillman | 2010-11 | 3,243 |
| 5. | Adam Muema | 2011-12-13 | 2,852 |

NCAA CAREER RUSHING YARDS / FBS

The following NCAA career rushing list comes from page 34 of the 2016 NCAA Record Book. Before 2002, postseason games were not included in NCAA final football statistics or records. Beginning with the 2002 season, all postseason games were included in NCAA final football statistics and records.

This is the fourth week the NCAA chart is referenced here as prior to that time, Pumphrey fell outside the NCAA leaders and instead the Sports Reference list was utilized.

| Rk. | Player | School | Yards | To Pass |
|-----|---------------------|-------------------|-------|---------|
| 1. | Ron Dayne | Wisconsin | 6,397 | 545 |
| 2. | Ricky Williams | Texas | 6,279 | 427 |
| 3. | Tony Dorsett | Pittsburgh | 6,082 | 230 |
| 4. | DeAngelo Williams | Memphis | 6,026 | 174 |
| 5. | Donnel Pumphrey | San Diego State | 5,853 | |
| 6. | Charles White | USC | 5,598 | |
| 7. | Travis Prentice | Miami (Ohio) | 5,596 | |
| 8. | Cedric Benson | Texas | 5,540 | |
| 9. | Damion Fletcher | Southern Miss. | 5,302 | |
| 10. | LaDainian Tomlinson | TCU | 5,263 | |
| 11. | Herschel Walker | Georgia | 5,259 | |
| 12. | Archie Griffin | Ohio State | 5,177 | |
| 13. | Avon Cobourne | West Virginia | 5,164 | |
| | Garrett Wolfe | Northern Illinois | 5,164 | |
| 15. | Montee Ball | Wisconsin | 5,140 | |
| 16. | LaMichael James | Oregon | 5,082 | |
| 17. | Mike Hart | Michigan | 5,040 | |
| 18. | Darren Lewis | Texas A&M | 5,012 | |
| 19. | Darren Sproles | Kansas State | 4,979 | |
| 20. | DonTrell Moore | New Mexico | 4,973 | |

RUSHING YARDS / FBS

| Rk. | Player, Team | G | Yards |
|-----|----------------------------------|---|-------|
| 1. | Donnel Pumphrey, San Diego State | 9 | 1,581 |
| 3. | D'Onta Foreman, Texas | 8 | 1,446 |
| 2. | Brian Hill, Wyoming | 9 | 1,298 |
| 4. | Jeremy McNichols, Boise State | 9 | 1,216 |
| 5. | Lamar Jackson, Louisville | 9 | 1,181 |

AVERAGE RUSHING YARDS / FBS

| Rk. | Player, Team | G | YPG |
|-----|----------------------------------|---|-------|
| 1. | D'Onta Foreman, Texas | 8 | 180.8 |
| 2. | Donnel Pumphrey, San Diego State | 9 | 175.7 |
| 3. | Brian Hill, Wyoming | 9 | 144.2 |
| 4. | Kamryn Pettway, Auburn | 8 | 138.3 |
| 5. | Jeremy, McNichols, Boise State | 9 | 135.1 |

RUSHING TOUCHDOWNS / FBS

| Rk. | Player, Team | G | TDs |
|-----|----------------------------------|----|-----|
| 1. | Lamar Jackson, Louisville | 9 | 19 |
| | Anthony Wales, Western Kentucky | 9 | 17 |
| 2. | Jeremy McNichols, Boise State | 9 | 16 |
| | Will Worth, Navy | 8 | 15 |
| 5. | James Flanders, Tulsa | 9 | 14 |
| 6. | Donnel Pumphrey, San Diego State | 9 | 13 |
| | 4 others tied at | 13 | |

ALL-PURPOSE YPG / FBS

| Rk. | Player, Team | G | YPG |
|-----|----------------------------------|---|--------|
| 1. | Carlos Henderson, Louisiana Tech | 9 | 199.56 |
| 2. | Joe Mixon, Oklahoma | 8 | 194.75 |
| 3. | Donnel Pumphrey, San Diego State | 9 | 192.44 |
| 4. | Christian McCaffrey, Stanford | 8 | 190.13 |
| 5. | D'Onta Foreman, Texas | 8 | 186.25 |

ALLOWING LESS THAN 400 YARDS

Below is a list of the longest active streaks of holding conference opponents to less than 400 yards of total offense (includes league championship games) (through Nov. 5, 2016).

| Rk. | Team | G | Started |
|-----|-------------------|----|---------------|
| 1. | San Diego State | 21 | Oct. 3, 2014 |
| 2. | Temple | 9 | Nov. 21, 2015 |
| 3. | Appalachian State | 8 | Nov. 14, 2015 |

MOST TURNOVERS FORCED SINCE 2015

Below is a list of the most turnovers forced in the FBS since the beginning of the 2015 campaign.

| Rk. | Team | TO Forced | W-L |
|-----|--------------------|-----------|------|
| 1. | Utah | 57 | 17-5 |
| 2. | San Diego State | 52 | 19-4 |
| 3. | Houston | 49 | 20-3 |
| | Washington | 49 | 16-6 |
| 5. | Oklahoma State | 48 | 17-5 |
| 6. | Louisville | 46 | 16-6 |
| 7. | Clemson | 45 | 23 |
| | Georgia Southern | 45 | 13-9 |
| | Memphis | 45 | 15-7 |
| 10. | Five teams tied at | 44 | |

- The winning team has scored at least 26 points in all eight meetings.
- This marks just the fifth meeting between the teams while sharing the same conference. The 2012 encounter at Mackay Stadium was the first game between the two as conference mates (Mountain West).
- The 2013 meeting featured 95 points and 1,111 yards of total offense. The 95 points are the fifth most in a San Diego State Division I game (most since 1993) and the 1,111 yards of total offense is the 24th highest figure in an SDSU Division I era game and the most in the last seven seasons. It was the highest scoring game the Aztecs have ever been involved in and won.

HIGHEST SCORING SDSU GAMES / DIVISION I HISTORY (SINCE 1969)

| Rk. | Opponent | Date | Total Points | Result |
|-----|------------------------|---------|--------------|-------------|
| 1. | Brigham Young | N.16.91 | 104 | T, 52-52 |
| 2. | at Wyoming | O.6.90 | 103 | L, 51-52 |
| 3. | at Fresno State | N.20.93 | 100 | L, 37-63 |
| 4. | at No. 4 Brigham Young | S.22.90 | 96 | L, 34-62 |
| 5. | Nevada | O.4.13 | 95 | W-ot, 51-44 |

- The 2012 meeting featured 77 points, 829 yards and no turnovers. In SDSU's Division I era games, it is one of only five turnover free games. Prior to the Oct. 20, 2012 game against the Wolf Pack, the most recent turnover-free contest was Nov. 21, 1998. That makes the 2012 SDSU-Nevada encounter the only turnover free game featuring the Aztecs in the last 17 years.
- Senior running back Donnel Pumphrey has 351 career rushing yards against Nevada on 47 carries for an average of 7.47 yards per carry. He has rushed for three touchdowns in his three career games against the Wolf Pack.

SAN DIEGO STATE VS. NEVADA - DIVISION I ERA MEETINGS (complete series results on page 187 of media guide)

| Date | Site | Result | SD Rk | UN Rk | FD - FD | Total Yds - Yds | TOs - TOs | Passing Yds - Yds | Rushing Yds - Yds | Te. | Att. | |
|---------|-----------------|--------|-------|-------|---------|-----------------|-----------|-------------------|-------------------|-----------|------|--------|
| S.28.95 | H - Jack Murphy | W | 30 | - 27 | - - | 23 - 26 | 421 - 527 | 2 - 5 | 286 - 401 | 135 - 126 | 68 | 23,585 |
| S.25.04 | H - Qualcomm | W | 27 | - 10 | - - | 22 - 18 | 408 - 355 | 3 - 2 | 262 - 271 | 146 - 84 | 73 | 33,429 |
| O.20.12 | A - Mackay | W-ot | 39 | - 38 | - - | 26 - 29 | 349 - 480 | 0 - 0 | 197 - 304 | 152 - 176 | 63 | 22,242 |
| O.4.13 | H - Qualcomm | W-ot | 51 | - 44 | - - | 21 - 33 | 541 - 570 | 1 - 2 | 286 - 393 | 255 - 177 | 69 | 22,475 |
| N.1.14 | A - Mackay | L | 14 | - 30 | - - | 17 - 17 | 324 - 338 | 3 - 1 | 189 - 109 | 135 - 229 | 49 | 20,508 |
| N.28.15 | H - Qualcomm | W | 31 | - 14 | - - | 18 - 10 | 408 - 263 | 0 - 3 | 88 - 228 | 320 - 35 | 53 | 22,939 |

SDSU number is listed first. Note: San Diego Stadium and Jack Murphy Stadium is currently Qualcomm Stadium. Te. = game temperature

LAST MEETING

SAN DIEGO STATE 31, NEVADA 14
Nov. 28, 2015 - Qualcomm Stadium

SAN DIEGO -- Donnel Pumphrey and Chase Price each surpassed 100 yards rushing, and San Diego State scored the final 17 points of the game in a 31-14 victory over Nevada on Nov. 28, 2015. The win gave the Aztecs (9-3, 8-0 MW) their first undefeated conference season since 1974.

Pumphrey rushed for 154 yards and two touchdowns on 23 carries (6.7 avg.), while Price added 112 yards and a score on 19 attempts (5.9 avg.). Rashaad Penny also scored a rushing touchdown for SDSU, which out-gained the Wolf Pack (6-6, 4-4 MW), 320-35, on the ground.

San Diego State forced three turnovers and held Nevada to 263 total yards, including just 52 yards in the second half.

The Aztecs got on the scoreboard first on their opening drive when Pumphrey finished a 9-play, 67-yard drive with a 1-yard touchdown run.

The Wolf Pack answered, however, with a 72-yard pass from Tyler Stewart to Jerico Richardson on its first play of the game. It appeared that SDSU was going to hold the Nevada to a field goal, but the Wolf Pack pulled off a trick play and holder/backup quarterback Hunter Fralick ran it in from four yards out to tie the game at 7-7.

San Diego State took back the lead on its next drive, marching 82 yards on eight plays over 4:04, ending with a 14-yard touchdown run by Penny. Price did most of the work on the drive, rushing four times for 62 yards, setting up Penny's sixth overall touchdown of the year.

Nevada threatened early in the second quarter, getting all the way to the Aztec 8-yard line. SDSU's Malik



SDSU-NEVADA

Nov. 28, 2015 | Qualcomm Stadium | San Diego, Calif.
Attendance: 22,939 | Weather: Clear, cool, 53 degrees, calm wind

| | 1 | 2 | 3 | 4 | Total | |
|-----------------|----|---|---|---|-------|----|
| Nevada | 7 | 7 | 0 | 0 | - | 14 |
| San Diego State | 14 | 7 | 3 | 7 | - | 31 |

SCORING SUMMARY

| | |
|-----------------------------------------------------|--------------|
| SDSU - Pumphrey 1-yard run (Hageman kick) | (10:30, 1st) |
| NEV - Fralick 4-yard run (Zuzo kick) | (8:24, 1st) |
| SDSU - Penny 14-yard run (Hageman kick) | (4:20, 1st) |
| NEV - Richardson 0-yard fumble recovery (Zuzo kick) | (2:42, 2nd) |
| SDSU - Pumphrey 72-yard run (Hageman kick) | (1:21, 2nd) |
| SDSU - Hageman 29-yard field goal | (2:58, 3rd) |
| SDSU - Price 2-yard run (Hageman kick) | (3:32, 4th) |

TEAM STATS

| | Nevada | San Diego State |
|------------------------|---------|-----------------|
| First Downs | 10 | 18 |
| Rushes-Yards | 31-35 | 53-320 |
| Passing Yards | 228 | 88 |
| C-A-I | 12-23-2 | 9-12-0 |
| Total Offense | 54-263 | 65-408 |
| Fumbles-Lost | 4-1 | 0-0 |
| Penalties-Yards | 7-60 | 7-55 |
| Possession Time | 26:36 | 33:24 |
| Turnovers | 3 | 0 |
| Average Field Position | | |

INDIVIDUAL STATS

Rushing (Atts.-Yards-TDs): SDSU: Pumphrey 23-157-2; Price 19-118-1; Chapman 4-29-0; Penny 6-25-1; Gordon 1-4-0. NEV: Jackson 16-51-0; Butler 8-20-0; Fralick 1-4-1; Stewart 5-1-0; Richardson 0-0-1; Team 1-0-0.
Passing (Att.-Comp.-Int., Yards, TDs): SDSU: Chapman 6-9-0, 44, 0; Smith 3-3-0, 44, 0. NEV: Palandech 35-18-2, 190, 2.
Receiving (No.-Yards-TDs): SDSU: Price 3-10-0; Penny 2-28-0; Holder 1-21-0; Hazely 1-15-0; Pumphrey 1-8-0; Wells 1-6-0. NEV: Richardson 6-106-0; Henderson 3-85-0; Demps 2-13-0; Jackson 1-24-0.

Smith, however, picked off Tyler Stewart in the end zone, keeping San Diego State ahead by seven points.

The Wolf Pack later took advantage of a missed field goal by the Aztecs with a 9-play, 80-yard drive, ending when Richardson recovered Don Jackson's fumble in the end zone to tie the game at 14 apiece.

After facing a third-and-20 after multiple penalties late in the second quarter, Pumphrey broke away for a season-long 72-yard touchdown to give SDSU a 21-14 lead at the break. The 72-yard run made Pumphrey just the second player in school and Mountain West history with 4,000 rushing yards.

A 29-yard field goal by Donny Hageman with 2:58 left in the third quarter put San Diego State up, 24-14.

Price closed the scoring early in the fourth quarter with a 2-yard rushing touchdown by Price.

Pumphrey posted his eighth straight 100-yard rushing game, ninth of the season and 22nd of his career. The eight consecutive games with at least 100 yards rushing ties George Jones (1995) for the second-longest streak in program history, is tied for the longest active streak in FBS play and is the longest streak in MW history.

It was Price's third 100-yard game of the year and fourth of his career. The Aztecs had a pair of 100-yard rushers in the same game for the third time this season and for the 21st time in program history (SDSU is 20-1 in those games).

Smith and Calvin Munson led San Diego State with eight tackles apiece, while Jake Fely recorded seven stops with a forced fumble and a fumble recovery. The Aztecs finished the game with four sacks, six tackles for loss, three forced fumbles, five pass breakups, two interceptions and a fumble recovery.

SDSU became the first team to go undefeated in Mountain West play since TCU in 2011.

San Diego State also became one of just six schools in the last 20 seasons (since 1996) to complete an undefeated league season with each victory coming by double digits. Additionally, the Aztecs held Nevada to just 35 yards rushing, its fewest in a game since Sept. 6, 2004.

SAN DIEGO STATE-NEVADA CONNECTIONS

- San Diego State assistant head coach and running backs coach Jeff Horton had two separate stints at Nevada, including serving as head coach in 1993, where he led the Wolf Pack to a 7-4 record. Nevada led the nation in offense that season, as the Wolf Pack recorded 4,373 yards passing. He was also an assistant for Nevada from 1985-89 and was its wide receivers coach in 1992.
- Aztec offensive lineman Ryan Pope and Wolfpack punter Alex Boy both graduated from Lakewood High School in Long Beach, Calif., and played one season at Long Beach City College.
- San Diego State wide receiver Marc Ellis and Nevada linebacker Austin Paulhus graduated from Granite Bay (Calif.) High School before moving on to American River College for two years.
- SDSU fullback Nick Bawden and Nevada tight end Miles Beach are graduates of Los Gatos (Calif.) High School.
- San Diego State tight end Kahale Warring attended Sonora High School, as did Nevada defensive end Nolan Dambacher.
- Aztec tight end Parker Houston attended Edward C. Reed High School in Sparks, Nev., with Wolfpack players Austin Corbett, Nick Gregg, Jeremy Macauley and Trae Wells.
- SDSU offensive lineman Sergio Phillips attended DeSoto (Texas) High School with Nevada defensive back EJ Muhammad.
- Nevada has one player on its roster who is from San Diego: defensive back Dag Irby (Samuel Morse High School).
- San Diego State swimming and diving coach Mike Shrader is in his 10th season as the head coach of the Aztec program. Shrader, who was the head coach at Nevada for the eight seasons prior to coming to The Mesa, has guided the Aztecs to three of the last six conference titles and has helped SDSU to a top-45 finish in the NCAA Championships in four of the last six seasons.

SAN DIEGO STATE VS. NEVADA - PLAYER CONNECTIONS

| San Diego State | Hometown/High School | Nevada |
|-----------------------------------------------|-----------------------------------------------------------|--------------------------------------------------------------------------------------------------------------------------------------------------------------------------------------------------|
| S Parie Dedeaux, Jr. (Dorsey HS) | Los Angeles, Calif. | WR Jerico Richardson |
| LB Kyahva Tezino (Salesian HS) | | |
| RB Marcus Stamps (Jefferson HS) | | |
| DB Kevin Walcott (Washington Prep HS) | | |
| WR Josh Hill (Dorsey HS) | | |
| WR Kaylen Williams (Cathedral HS) | | |
| FB Isaac Lessard | Sacramento, Calif./Jesuit HS | DL Kori Collons WR Jason Elenberger DL Salesa Faraimo (Grant HS) RB Isaiah Hamilton (Inderkum HS) LB Bryan Lane Jr. (Christian Brothers) WR Brandon Thompson (Christian Brothers) |
| TE Parker Houston | Sparks, Nev./Edward C. Reed HS | OL Austin Corbett DL Nick Gregg OL Jeremy Macauley TE Trae Wells QB Hunter Fralick (Spanish Springs HS) |
| OL Ryan Pope (Lakewood HS) | Long Beach, Calif./Long Beach City College/Lakewood HS | P Alex Boy DB Elijah Moody (Long Beach Poly HS) |
| FB Nick Bawden | Los Gatos, Calif./Los Gatos HS | TE Miles Beach |
| LB Josh Bringuel | San Jose, Calif./Bellarmine Prep | DB/LB Jaden Sawyer |
| DL Kyle Kelley (Irvine, Calif./Woodbridge HS) | Saddleback JC | OL Jake Nelson (San Juan Capistrano, Calif./San Juan Hills HS) |
| TE Kahale Warring | Sonora, Calif./Sonora HS | DE Nolan Dambacher |
| WR Marc Ellis | Granite Bay, Calif./American River College/Granite Bay HS | P Austin Paulhus |
| FB Dakota Turner | Mililani, Hawaii/Mililani HS | OL Joey Anglemire |
| OL Sergio Phillips | DeSoto, Texas/DeSoto HS | DB EJ Muhammad |
| OL Nick Gerhard | Arlington, Texas | RB Kelton Moore (Juan Seguin HS) |
| WR Curtis Anderson III (Pete Knight HS) | Palmdale, Calif. | DB Dameon Baber (Palmdale HS) |
| DL Damon Moore (San Marin HS) | Novato, Calif. | TE Austin Carrow (Novato HS) |
| S Keoni Stallworth (Cosumnes Oaks HS) | Elk Grove, Calif. | WR Wyatt Demps (Pleasant Grove HS) |

NEVADA (3-6, 1-4 MW)

| | | |
|----------------|-------------------------|---------------------|
| Sept. 2 | Cal Poly | W, 30-27 |
| Sept. 10 | at Notre Dame | L, 10-39 |
| Sept. 17 | Buffalo | W, 38-14 |
| Sept. 24 | at Purdue | L, 14-24 |
| Oct. 1 | at Hawai'i* | L, 17-38 |
| Oct. 8 | Fresno State* | W, 27-22 |
| Oct. 15 | at San José State* | L, 10-14 |
| Oct. 22 | Wyoming* | L, 34-42 |
| Nov. 5 | at New Mexico* | L, 26-35 |
| Nov. 12 | San Diego State* | 7:30 p.m. PT |
| Nov. 19 | Utah State* | TBA |
| Nov. 26 | at UNLV | TBA |

TEAM COMPARISON (2016)

(National rankings in parentheses; through games of Nov. 6)

| Category | San Diego State | Nevada |
|------------|-----------------|--------|
| Record | 8-1 | 3-6 |
| Conference | 5-0 | 1-4 |

| | | |
|-----------------------|------------|-------------|
| Scoring Offense | 35.78 (31) | 22.89 (109) |
| Scoring Defense | 15.11 (7) | 28.33 (69) |
| Scoring Differential^ | +19.38 (8) | -6.50 (88) |

^ ranking and numbers only include only vs. FBS schools

| | | |
|--------------------|--------------|-------------|
| Rushing Offense | 273.89 (7) | 162.89 (83) |
| Passing Offense | 141.11 (123) | 211.33 (88) |
| Total Offense | 415.00 (59) | 374.22 (98) |
| Passing Efficiency | 146.73 (30) | 131.96 (64) |

| | | |
|----------------------|-------------|--------------|
| Rushing Defense | 86.00 (2) | 281.00 (127) |
| Passing Defense | 187.22 (16) | 166.33 (8) |
| Total Defense | 273.33 (4) | 447.33 (102) |
| Passing Eff. Defense | 102.07 (8) | 144.92 (110) |

| | | |
|------------------|------------|-------------|
| Net Punting | 37.30 (68) | 38.64 (41) |
| Punt Returns | 11.38 (25) | 5.14 (94) |
| Kickoff Returns | 26.88 (7) | 19.74 (91) |
| Punt Return Def. | 5.38 (32) | 14.00 (118) |
| Kick Return Def. | 20.30 (56) | 23.47 (105) |

| | | |
|----------------------|-----------|------------|
| Interceptions Thrown | 4 (12) | 6 (29) |
| Fumbles Lost | 4 (23) | 1 (1) |
| Passes Intercepted | 16 (1) | 3 (121) |
| Fumbles Recovered | 2 (120) | 8 (25) |
| Turnovers Lost | 8 (8) | 7 (5) |
| Turnovers Gained | 18 (20) | 11 (92) |
| Turnover Margin | +1.11 (6) | +0.44 (31) |

| | | |
|------------------|-----------|------------|
| Sacks | 2.67 (28) | 1.22 (114) |
| Tackles for Loss | 5.56 (83) | 4.67 (109) |
| Sacks Allowed | 2.00 (61) | 1.89 (54) |
| TFL Allowed | 5.89 (71) | 5.67 (62) |

| | | |
|------------------|------------|-------------|
| First Downs Off. | 191 (66) | 194 (62) |
| First Downs Def. | 136 (7) | 205 (96) |
| 3rd Down Conv. % | 40.54 (60) | 47.93 (17) |
| 4th Down Conv. % | 50.00 (64) | 62.50 (25) |
| 3D Conv. % Def. | 32.35 (19) | 51.91 (127) |
| 4D Conv. % Def. | 41.18 (33) | 65.00 (108) |

| | | |
|---------------------|-------------|------------|
| Fewest Penalties | 7.67 (111) | 5.33 (32) |
| Fewest Penalty Yds. | 67.33 (110) | 48.67 (41) |

| | | |
|------------------|------------|------------|
| Red Zone Offense | 89.66 (29) | 81.81 (76) |
| Red Zone Defense | 71.43 (13) | 86.84 (85) |

| | | |
|--------------------|------------|------------|
| Time of Possession | 33:10 (17) | 27:41 (96) |
|--------------------|------------|------------|

SDSU IN THE RANKINGS (2016)

| Category | Pct./No. | NCAA | MW |
|-----------------------------|---------------|----------|----------|
| Rushing Offense | 273.89 | 7 | 3 |
| Passing Offense | 141.11 | 123 | 11 |
| Total Offense | 415.00 | 59 | 6 |
| Scoring Offense | 35.78 | 31 | 3 |
| Passing Efficiency | 146.73 | 30 | 4 |
| Rushing Defense | 86.00 | 2 | 1 |
| Passing Defense | 187.22 | 16 | 3 |
| Total Defense | 273.22 | 4 | 1 |
| Scoring Defense | 15.11 | 7 | 1 |
| Passing Efficiency Defense | 102.07 | 8 | 1 |
| Net Punting | 37.30 | 68 | 8 |
| Punt Returns | 11.38 | 25 | 1 |
| Kickoff Returns | 26.88 | 7 | 2 |
| Turnover Margin | +1.11 | 6 | 1 |
| Fumbles Recovered | 2 | 120 | 10 |
| Passes Intercepted | 16 | 1 | 1 |
| Fumbles Lost | 4 | 23 | 4 |
| Interceptions Thrown | 4 | 12 | 1 |
| Turnovers Gained | 18 | 20 | 2 |
| Turnovers Lost | 8 | 8 | 2 |
| Fewest Penalties | 7.67 | 111 | 12 |
| Fewest Yards Penalized | 67.33 | 110 | 12 |
| Punt Return Yardage Def. | 5.38 | 32 | 4 |
| Kickoff Return Yardage Def. | 20.30 | 56 | 6 |
| Sacks | 2.67 | 28 | 2 |
| Tackles for Loss | 5.56 | 83 | 8 |
| Sacks Allowed | 2.00 | 61 | 9 |
| Tackles for Loss Allowed | 5.89 | 71 | 9 |
| 3rd Down Conversion Pct. | 40.54 | 60 | 7 |
| 4th Down Conversion Pct. | 50.00 | 64 | 6 |
| 3rd Down Defense | 32.25 | 19 | 1 |
| 4th Down Defense | 44.18 | 33 | 4 |
| Time of Possession | 33:10 | 17 | 2 |
| First Downs | 191 | 66 | 9 |
| Opponent First Downs | 136 | 7 | 1 |
| Field Goal Percentage | 85.71 | 22 | 5 |
| Red Zone Offense | 89.66 | 29 | 4 |
| Red Zone Defense | 71.43 | 13 | 1 |
| PAT Kicking | 100.00 | 1 | 1 |

Red indicates top 20 in FBS or Mountain West leader

LONG ERA DEFENSIVE SCORING PLAYS

2016

| | |
|-----------------|-------------------------------------|
| Damontae Kazee | 54-yd INT vs. Hawai'i (N.5) (TD) |
| Ron Smith | 14-yd INT vs. Hawai'i (N.5) (TD) |
| Malik Smith | 28-yd INT at Utah State (0.28) (TD) |
| Ronley Lakalaka | 9-yd INT vs. California (S.10) (TD) |

2015

| | |
|----------------|---------------------------------------|
| Alex Barrett | 43-yd INT vs. Cincinnati (D.24) (TD) |
| Damontae Kazee | 55-yd INT at Colorado St. (0.31) (TD) |
| Calvin Munson | 67-yd INT vs. San Diego (S.6) (TD) |
| | 19-yd INT vs. San Diego (S.6) (TD) |

2014

| | |
|---------------|-------------------------------------|
| Calvin Munson | 56-yd INT vs. Air Force (N.21) (TD) |
|---------------|-------------------------------------|

2013

| | |
|----------------|---------------------------------------|
| J.J. Whittaker | 18-yd INT vs. Boise State (N.23) (TD) |
|----------------|---------------------------------------|

2012

| | |
|---------------|----------------------------------------|
| Everett Beed | 52-yd FR vs. Air Force (N.10) (TD) |
| Leon McFadden | 96-yd INT at Fresno State (S.29) (TD) |
| Eric Pinkins | 32-yd INT at Fresno State (S.29) (TD) |
| Leon McFadden | 28-yd INT vs. North Dakota (S.15) (TD) |

2010

| | |
|-------------|-------------------------------------------------------------|
| Jerome Long | FR in end zone after Rob Andrews' FF at TCU (N.13) (Safety) |
|-------------|-------------------------------------------------------------|

2009

| | |
|-------------------|------------------------------------------------------------------|
| Luke Laolagi | 55-yd INT at UNLV (N.28) (TD) |
| Dey Juan Hemmings | 14-yd FR after Ernie Lawson's FF vs. New Mexico State (0.3) (TD) |
| Team | QB fell in end zone vs. So. Utah (S.12) (Safety) |

| | | |
|-----------------------------------------------|-------------------|------------------------------------|
| DT Noble Hall (Valley HS) | Las Vegas, Nev. | LB Maliek Broady (Sierra Vista HS) |
| RB Donnel Pumphrey (Canyon Springs HS) | | WR Hasaan Henderson (Las Vegas HS) |
| LB Randy Ricks (Legacy HS/Arizona Western CC) | | OL Thomas Newton (Arbor View HS) |
| WR Isaiah Macklin (Green Valley HS) | | DE Kameron Toomer (Palo Verde HS) |
| DL Thomas Browne (St. Augustine HS) | San Diego, Calif. | DB Dag Irby (Samuel Morse HS) |
| WR Eric Judge (San Diego HS) | | |
| DL Fred Melifonwu (Lincoln HS) | | |
| OL Ryan Krum (Valhalla HS/UAB) | | |
| DB Trey Lomax (Mira Mesa HS) | | |

PROGRAM NOTES

- SDSU is one of 25 schools to play in a bowl game each of the last six seasons, which is the longest streak in the Mountain West. San Diego State and Boise State are the only two current Mountain West schools to reach a bowl game in 2010, 2011, 2012, 2013, 2014 and 2015.
- San Diego State has advanced to a school-record six consecutive bowl games, and is one of only 25 schools nationally and one of just three from a "Group of 5" conference (also Boise State and Northern Illinois).
- San Diego State has advanced to six consecutive bowl games. The Aztecs join Stanford as the only football teams in California - FBS or NFL - to advance to the postseason in each of the past six seasons.
- With bowl game appearances in a school-record six straight seasons, the Aztecs have equaled their total number of bowls played in the 44 prior seasons (1966 through 2009).
- Aztec head coach Rocky Long is in his sixth season as head coach and seventh year on The Mesa. The Mountain West's all-time winningest coach, Long has guided SDSU to 51 victories.
- Between 2000-09, SDSU was 38-80 (.322) and owned the nation's 106th-best winning percentage. Since 2010, San Diego State is 60-28 (.682) and owns the nation's 19th-best winning percentage.
- Since the start of the 2010 season, San Diego State's 60-28 record is the second-best mark in the state, only trailing Stanford.
- With 60 wins in their last 88 games (60-28 since the beginning of the 2010 campaign), the Aztecs have equaled their win total from the previous 160 games (60-100).
- The 52 wins the last six seasons (nine in 2010, eight in 2011, nine in 2012, eight in 2013, seven in 2014 and 11 in 2015) are the most in a six-year period at San Diego State since 1972-77 (55 wins).

BULLET NOTES - OFFENSE

- San Diego State returns seven starters on the offensive side of the ball - senior tight end Daniel Brunskill, junior wide receiver Chase Favreau, senior center Arthur Flores, junior wide receiver Mikah Halder, senior left tackle Kwayde Miller, senior running back Donnel Pumphrey and senior left guard Nico Siragusa - from the 2015 season.
- Jeff Horton, is in his sixth season at San Diego State is in his second season as SDSU's offensive coordinator. (served the previous four seasons as an assistant head coach and running backs coach). Among his other experience, he served as the head coach at Nevada and UNLV and interim head coach at Minnesota.
- Donnel Pumphrey was named the Mountain West offensive player of the year last season and is the media's preseason pick to repeat this year. A Heisman Trophy candidate, Pumphrey is on the preseason watch lists for the Walter Camp Award (top college player), Maxwell Award (top college player) and Doak Walker (top running back).
- Pumphrey is the nation's active leader in rushing yards (5,853), all-purpose yards (6,877), 100-yard rushing games (30) and since the beginning of the 2013 season, is the only player in the nation with 4,000 rushing yards and 800 receiving yards.
- Last season, Pumphrey was named the Mountain West Offensive Player of the Year and a first-team all-league pick by the league's coaches and media. He's the first Aztec to be named a league offensive player of the year since George Jones in 1995 as a member of the Pacific Division of the WAC and the fourth offensive honoree in program history
- Pumphrey was also awarded the team's John Simcox Memorial Trophy as the 2015 team MVP for the second straight year, joining Kirk Morrison (2003-04), Marshall Faulk (1992-93), Todd Santos (1986-87) and Gary Garrison (1964-65) as the only repeat winners in program history.
- In addition to Pumphrey, LG Nico Siragusa also earned preseason all-conference honors in the official media poll.
- Senior LG Nico Siragusa, an Outland Trophy nominee, has 37 career starts, including 36 consecutive starts at left guard.

OFFENSIVE NUMBERS

- San Diego State has scored 40 or more points in three consecutive games for the first time since the 1996 campaign. The last time the Aztecs did it in four straight games was 1990.
- San Diego State has averaged 32.9 points (920 total points) in its last 28 games (since Nov. 8, 2014). Last season, the Aztecs scored 450 points in 14 games (32.1 ppg), which ranked 46th nationally.
- The Aztecs have scored 30 or more points in 13 of their last 17 games (631 points total, 37.1 ppg).
- Since the beginning of 2014, SDSU is 23-2 when committing one turnover or less and 3-8 when having two or more turnovers in the game. The Aztecs had one turnover or less in six straight games last season and in 18 of the 23 games since the start of the 2015 campaign.
- The Aztecs have scored a touchdown in the first quarter of 29 of their last 32 contests.
- San Diego State had enjoyed a time of possession advantage in 13 consecutive games prior to the South Alabama earlier this season. The Aztecs are 20-1 the last 21 times the Aztecs have had an advantage in this category (at California (2015) is the lone loss).
- SDSU is 49-12 in the Rocky Long era when scoring just 20 or more points.
- San Diego State has won 24 straight games (36-5 in the Rocky Long era) when scoring 30-plus points.
- Donnel Pumphrey (13) and Rashaad Penny (11) have more combined touchdowns (24) than 16 other FBS teams.
- SDSU is one of five schools (also Temple, Texas, Washington and Western Kentucky) to have two players record at least 11 touchdowns (Pumphrey - 13 and Penny - 11).

- Penny is one of only four players in FBS this year with at least seven rushing touchdowns and three receiving touchdowns and he's the only one with seven rushing, three receiving and a kick return score.
- Penny is also ranked first in the Mountain West (third nationally) in kick return touchdowns (1), fifth (28th nationally) in total touchdowns (11), fifth (28th nationally) in rushing yards per carry (6.33), seventh (70th nationally) in all-purpose yards per game (112.44), 10th in points per game (7.33) and 10th (65th nationally) in rushing touchdowns (7).
- Penny had a touchdown in nine straight games, registering 11 total touchdowns over that span (six rushing, three receiving and two kick return), until he failed to score at Fresno State.
- Penny has 15 touchdowns (10 rushing, three receiving and two kick return) over the last 13 games.
- Daniel Brunskill, Donnel Pumphrey and Nico Siragusa have each played in 49 consecutive games, the longest active streak on the team.
- Full bios of selected offensive players:
 - Christian Chapman - pgs. 41-42
 - Mikah Holder - pgs. 45-47
 - Rashaad Penny - pgs. 58-60
 - Donnel Pumphrey - pgs. 61-65

RUSHING OFFENSE

- Last season, San Diego State broke the school record for rushing yards (3,266) and broke the Division I era record for rushing touchdowns (32). This year the Aztecs are on pace for 3,835 yards and 36 touchdowns, based on a 14-game season (MW Championship and bowl game appearance).
- SDSU is one of only 14 teams this year with multiple players with at least three rushing touchdowns in a game (also Arizona State, Florida Atlantic, Kansas State, LSU, North Carolina, Northern Illinois, Oregon, South Florida, TCU, Tulsa, Utah State, UTSA and Vanderbilt).
- Through nine games, Donnel Pumphrey, Rashaad Penny and Juwan Washington have combined for 2,414 rushing yards (268.2 RYPG), 23 rushing touchdowns, 27 overall touchdowns, 6.5 rush average and 12 100-yard games.
- Pumphrey is ranked fifth all-time in NCAA history in rushing yards (5,853).
- Pumphrey is also tied for 11th in both overall touchdowns (63) and rushing touchdowns (58), and 16th in all-purpose yards (6,877).
- Pumphrey holds numerous SDSU school records, passing Marshall Faulk this year in rushing yards (5,853), all-purpose yards (6,877), 100-yard rushing games (30), overall touchdowns (63), rushing touchdowns (58), overall points (378) and rushing attempts (954).
- Pumphrey also is tied with Faulk in 200-yard rushing games (6) and second in 150-yard rushing games (13).
- Pumphrey is the all-time MW leader in rushing yards, all-purpose yards, rushing touchdowns, overall touchdowns and 100-yard games.
- Pumphrey has 16 career games with multiple rushing touchdowns and 18 overall with multiple scores.
- Among active FBS players, Pumphrey leads the country in rushing yards, all-purpose yards, rushing touchdowns and overall touchdowns.
- Pumphrey joins Marshall Faulk with the most 1,000-yard seasons (three) in school history.
- Pumphrey leads the nation in rushing yards (1,581), and is second in rushing yards per game (175.7), third in all-purpose yards per game (192.4), tied for sixth in rushing touchdowns (13) and tied for 13th in overall touchdowns (13), despite not playing each of the last three fourth quarters.
- Pumphrey is averaging more rushing yards per game (175.7) than 66 other teams in FBS play and would rank 63rd as a "team."
- Pumphrey's 1,581 yards already rank seventh in SDSU single-season history.
- Pumphrey has four games this year with at least 220 yards, including 281 vs. California (sixth nationally), 223 at Utah State (19th nationally) and 220 at Northern Illinois and at Fresno State (24th nationally). Only two other players have more than one (both have two).
- Over Pumphrey's eight-game streak with at least 100 yards, he has compiled 1,483 yards (185.4 RYPG) and 12 touchdowns on 223 attempts (6.7 avg.).
- Pumphrey's rush averages by quarter this year - 1st - 5.2, 2nd - 6.5, 3rd - 7.0 and 4th - 7.8 - and by half - 1st - 5.8 and 2nd - 7.2.
- SDSU is 27-8 over Pumphrey's career when he scores at least one rushing touchdown and 25-5 when he reaches 100 rushing yards.
- Pumphrey has gone 255 rush attempts since his last fumble lost and 277 touches since his last fumble lost. His last lost fumble came against Wyoming on Nov. 14, 2015.
- Pumphrey had a career game vs. California en route to being named the MW Offensive Player of the Week for the fifth time of his career and the Maxwell Award Player of the Week for the first time, rushing for a career-high 281 rushing yards and three touchdowns on 29 carries (9.7 avg.) on his way to breaking Marshall Faulk's SDSU career rushing record. The 281 rushing yards were the fifth most in a game in program history, the seventh most in the country this year (as of Nov. 5) and the most by a current "Group of 5" player vs. a current "Power 5" team since East Carolina's Scott Harley had 361 yards vs. North Carolina State on Nov. 30, 1996.
- Pumphrey was also named the MW Offensive Player of the Week the following week in a win at Northern Illinois after rushing 23 times for 220 yards and three touchdowns.
- Pumphrey's 501 rushing yards on 52 carries (9.63 avg.) and six touchdowns over the two-game span was the first time a player had 500 yards in a two-game span since Oklahoma's Samaje Perine totaled 578 from Nov. 22-Dec. 6, 2014.
- Additionally, Pumphrey became just the third player in MW history with back-to-back 200-yard rushing games and one of two with 500-plus yards in a two-game span.
- Pumphrey finished his career with 535 rushing yards and eight touchdowns against UNLV on 80 carries (6.7 avg.) in four meetings.
- Against San José State over his career, Pumphrey totaled 626 yards and seven rushing touchdowns (eight overall) on 75 carries (8.3 avg.).
- In two career games against Utah State, Pumphrey rushed for 404 yards and two touchdowns on 55 carries (7.3 avg.).
- If you take away the 18 times that Christian Chapman has been sacked this year, he has rushed 26 times for 136 yards (5.2 avg.).

SDSU INDIVIDUAL RANKINGS (2016)

(Top 10 MW; Top 75 NCAA)

| Player | Category | Pct./No. | NCAA Rk. | MW Rk. |
|-------------------|-----------------|--------------|----------|--------|
| Parker Baldwin | Fum. Rec. | 1 | -- | 6 |
| John Baron | PAT Pct. | 1.000 | 1 | 1 |
| | FG Pct. | .857 | 17 | 3 |
| | Pts. PG/K | 8.22 | 27 | 2 |
| | FG PG | 1.33 | 32 | 3 |
| | Pts. PG | 8.22 | 55 | 5 |
| Alex Barrett | Sacks PG | 0.72 | 35 | 2 |
| | TFL | 1.06 | -- | 4 |
| Tanner Blain | Punt Avg. | 41.05 | 64 | 9 |
| Christian Chapman | Pass Eff. | 146.71 | 33 | 3 |
| | Yds per Att. | 7.61 | 47 | 3 |
| | Comp. Pct. | .613 | 47 | 4 |
| | Yds per Comp. | 12.41 | 52 | 4 |
| | Pass TD | 13 | 55 | 3 |
| | Pts. Resp. For | 9.11 | -- | 6 |
| | Pass YPG | 137.89 | -- | 8 |
| | Mikah Holder | Yds per Rec. | 22.41 | 4 |
| Damontae Kazee | INT PG | 0.56 | 5 | 1 |
| | Pass. Def. PG | 1.11 | 36 | 5 |
| Na'im McGee | Fum. Rec. | 1 | -- | 6 |
| Calvin Munson | Tackles | 8.22 | 66 | 9 |
| Rashaad Penny | KR TD | 1 | 3 | 1 |
| | Rush YPC | 6.33 | 28 | 5 |
| | Total TD | 11 | 28 | 5 |
| | Rush TD | 7 | 65 | 10 |
| | AP Yds. | 112.44 | 70 | 7 |
| | Pts. PG | 7.33 | -- | 10 |
| | Donnel Pumphrey | Rush YPG | 175.67 | 2 |
| AP Yds. | 192.44 | 3 | 1 | |
| Rush TD | 13 | 6 | 2 | |
| Total TD | 13 | 13 | 2 | |
| Rush YPC | 6.48 | 24 | 4 | |
| Pts. PG | 8.67 | 39 | 2 | |
| Total Off. | 175.67 | -- | 7 | |
| Pts. Resp. For | 8.67 | -- | 8 | |
| Quest Truxton | PR avg. | 11.38 | 18 | 1 |

Red indicates top 25 in FBS or Mountain West leader

FEWEST INT. SINCE SEPT. 13, 2015

Fewest interceptions by an FBS team since Sept. 13, 2015 (min. 12 GP)

| Rk. | School | Int. |
|------|------------------|------|
| 1. | San Diego State | 4 |
| 2. | Navy | 5 |
| | Western Michigan | 5 |
| 4. | Penn State | 8 |
| 5. | Three tied at | 9 |
| | --- | |
| 127. | Maryland | 32 |

HIGHEST QB RATING SINCE DEC. 5, 2015

Below are the highest quarterback ratings for an FBS player since Dec. 5, 2015 (Christian Chapman's first career start). Note: min. 180 pass att. and 10 GP.

| Rk. | Name | School | Passing Eff. |
|-----|-------------------|------------------|--------------|
| 1. | Jake Browning | Washington | 194.1 |
| 2. | Baker Mayfield | Oklahoma | 185.7 |
| 3. | Zach Terrell | Western Michigan | 183.6 |
| 4. | Mike White | Western Kentucky | 176.6 |
| 5. | Ryan Higgins | Louisiana Tech | 174.6 |
| 6. | Lamar Jackson | Louisville | 163.3 |
| 7. | Brett Rypien | Boise State | 161.6 |
| 8. | Mitch Trubisky | North Carolina | 160.8 |
| 9. | Mason Rudolph | Oklahoma State | 156.3 |
| 10. | Sean White | Auburn | 155.5 |
| | ---- | | |
| 11. | Christian Chapman | San Diego State | 153.9 |

SDSU CAREER VS. NEVADA

| Rushing | Att. | Yds. | Avg. | TD |
|-------------------|------|------|------|----|
| Donnel Pumphrey | 47 | 351 | 7.5 | 3 |
| Rashaad Penny | 7 | 42 | 6.0 | 1 |
| Christian Chapman | 4 | 29 | 7.3 | 0 |

| Passing | A-C-I | Yds. | TD | Eff. |
|-------------------|-------|------|----|--------|
| Christian Chapman | 9-6-0 | 44 | 0 | 107.33 |

| Receiving | No. | Yds. | Avg. | TD |
|------------------|-----|------|------|----|
| Eric Judge | 7 | 58 | 8.0 | 2 |
| Daniel Brunskill | 3 | 19 | 6.7 | 0 |
| Rashaad Penny | 2 | 28 | 14.0 | 0 |
| Donnel Pumphrey | 2 | 11 | 5.5 | 0 |
| Mikah Holder | 1 | 21 | 21.0 | 0 |
| David Wells | 1 | 6 | 6.0 | 0 |

| Kickoff Returns | No. | Yds. | Avg. | TD |
|-----------------|-----|------|------|----|
| Rashaad Penny | 5 | 128 | 25.6 | 0 |
| Eric Judge | 4 | 78 | 19.5 | 0 |

| Punt Returns | No. | Yds. | Avg. | TD |
|----------------|-----|------|------|----|
| Mikah Holder | 1 | 38 | 38.0 | 0 |
| Damontae Kazee | 1 | -5 | -5.0 | 0 |

| Defense | S-A-T | Other |
|------------------|---------|--------------------------------------|
| Malik Smith | 17-5-22 | 0.5 TFL, 1 INT, 5 PBU |
| Damontae Kazee | 9-4-13 | 3.0 TFL, 1.0 SCK, 1 FF, 1 INT, 2 PBU |
| Alex Barrett | 4-7-11 | 2.0 TFL, 1.0 SCK |
| Calvin Munson | 7-3-10 | 0.5 SCK, 0.5 TFL |
| Trey Lomax | 7-3-10 | |
| Na'im McGee | 5-2-7 | 0.5 TFL |
| Kalan Montgomery | 2-0-2 | |
| Kevin Walcott | 2-0-2 | |
| Randy Ricks | 1-1-2 | 1.0 SCK, 1.0 TFL, 1 FF |
| Kyle Kelley | 1-0-1 | 1.0 SCK, 1.0 TFL, 1 FF |
| Tyler Morris | 1-0-1 | |
| Dakota Turner | 1-0-1 | |
| Ryan Dunn | 0-1-1 | 0.5 SCK, 0.5 TFL |
| Kameron Kelly | 0-1-1 | |

| Punting | No. | Yds. | Avg. | Long |
|--------------|-----|------|------|------|
| Tanner Blain | 6 | 224 | 37.3 | 45 |

| Kicking | FG-FGA | Long | PAT-PATA |
|---------|--------|------|----------|
| N/A | | | |

STARTING/GAMES PLAYED STREAKS

| Consecutive Starts | Streak |
|---------------------|--------|
| Damontae Kazee, CB | 36 |
| Calvin Munson, LB | 36 |
| Rashaad Penny, KR | 36 |
| Donnel Pumphrey, RB | 36 |
| Nico Siragusa, OL | 36 |
| Malik Smith, S | 36 |

| Consecutive Games Played | Streak |
|---------------------------------------|--------|
| Daniel Brunskill, OL (first 40 at TE) | 49 |
| Donnel Pumphrey, RB | 49 |
| Nico Siragusa, OL | 49 |
| Malik Smith, S | 48 |
| Calvin Munson, LB | 47 |

PASSING OFFENSE

- Christian Chapman is 10-1 as a starting quarterback, winning both the 2015 MW Championship game and the Hawai'i Bowl, and eight of nine games this year.
- Since Chapman's first start (Dec. 5, 2015), he owns the 10th-best pass efficiency rating in the country (153.9 min. 100 att., 10 GP).
- Chapman's 61.3 completion percentage this year is the third best by an Aztec quarterback since 1996 (min. 160 att.), while his 146.71 pass efficiency rating is also ranked third.
- Chapman ranks third in the Mountain West (33rd nationally) in pass efficiency (146.71), third (47th nationally) in passing yards per attempt (7.61), third (55th nationally) in touchdown passes (13), fourth (47th nationally) in completion percentage (61.3) and fourth (52nd nationally) in passing yards per completion (12.41).
- Against New Hampshire in just his third career start, Chapman threw for a career-high 283 yards, the most by an Aztec since Quinn Kaehler had 326 vs. Air Force on Nov. 21, 2014.
- Chapman threw an 86-yard pass to Mikah Holder in the first quarter of the UNH game, tied for the seventh-longest pass in program history.
- Holder is averaging 19.0 yards per catch, which ranks second by an Aztec since 1996 (Derrick Lewis, 20.5 from 1999-01, min. 40 rec.).
- Holder ranked second in the league this year in yards per reception (fourth nationally) (22.41).
- Against New Hampshire in the opener, Holder finished with four catches for a career-high 160 receiving yards, breaking 100 yards for the first time of his career and becoming the first Aztec with 100-plus receiving yards since Ezell Ruffin had 126 vs. Air Force on Nov. 21, 2014. Holder's 160 yards were SDSU's most in a game since Ruffin had 165 vs. New Mexico on Nov. 2, 2013.
- Holder had a career-long 86-yard reception in the UNH game, tied for the seventh longest in school history and the longest since Vincent Brown caught a 90-yarder on Nov. 20, 2010 vs. Utah.
- Eric Judge is averaging 17.4 yards per catch, which ranks fourth by an Aztec since 1996 (min. 35 rec.).
- Judge's 17.4 career catch average is also ranked 13th among active FBS players (min. 65 receptions).
- Only eight running backs have more receiving touchdowns than Rashaad Penny's three this year.

BULLET NOTES - DEFENSE

- Rocky Long is serving as the team's defensive coordinator for the eighth straight season (includes all six as head coach).
- San Diego State returns seven starters off last season's squad which was one of the top units nationally. Returning in 2016 are senior DE Alex Barrett, junior LB Ryan Dunn, WAR junior Kameron Kelly, senior CB Damontae Kazee, AZT Na'im McGee, senior LB Calvin Munson and senior WAR Malik Smith.
- Kazee, who was named the Mountain West Defensive Player of the Year by the league's head coaches and media, is the preseason player of the year in the conference. Last season, he became the first SDSU player to be named the MW Defensive Player of the Year since Kirk Morrison won it in back-to-back seasons in 2003-04. Kazee and Morrison are now the only defensive players of the year in a league in school history.
- Nine Aztecs on defense were named to the all-Mountain West team last year, including CB Damontae Kazee (MW Defensive Player of the Year), DL Alex Barrett and LB Calvin Munson on the first team, LB Jake Fely and CB J.J. Whittaker on the second team, and DT Christian Heyward, DE Jon Sanchez and WAR Malik Smith as honorable-mention picks.
- Two Aztecs are on watch lists for the nation's top player at their position, including Kazee (Bednarik Watch List and Thorpe Watch List) and Munson (Nagurski Watch List, Bednarik Watch List, Butkus Watch List and Lott IMPACT Watch List).

DEFENSIVE NUMBERS

- This season San Diego State is one of the top defensive units in the country. The Aztecs current national rankings: 1st in passes intercepted (16), 2nd in rushing defense (86.0), 3rd in defensive touchdowns scored (4), 4th in total defense (273.2), 7th in scoring defense (15.1) and 8th in passing efficiency rating (102.07).
- Last season, San Diego State ranked among the top 10 nationally in nine major defensive categories: 2nd in turnovers gained (34), 2nd in passes intercepted (23), 5th in total defense (287.3), 7th in scoring defense (16.4), 7th in rushing defense (108.7), 8th in defensive touchdowns scored (4), 9th in third down percentage defense (28.9 pct.), 10th in passing yards allowed (142.0) and 10th in passing efficiency defense (108.71).
- SDSU has held 21 consecutive conference opponents to less than 400 yards of total offense. That is the longest active streak in the nation.
- SDSU held four opponents in 2015 to less than 200 yards of total offense (San Diego 188, Fresno State 89, San José State 148 and Wyoming 191). The Aztecs did it again the 2016 season opener against New Hampshire (141 yards) and against UNLV (122).
- Since Nov. 14, 2015 (includes 14 SDSU games), San Diego State ranks second nationally in points allowed per game (14.1) and first nationally in total offense allowed per game (271.6).
- SDSU is 16-0 when holding its opponent to 166 or less yards of total offense, something it did against New Hampshire (141 yards) and UNLV (122), and 37-3 when holding their foe to 195 or less yards in the Division I era.
- Since the beginning of 2009, when Long took over as defensive coordinator, the Aztecs rank 15th nationally in yards per rush allowed (3.7), 18th nationally in yards per touch (6.3), 20th in yards allowed per game (348.9) and 30th in points allowed per game (23.3).
- Since the beginning of the 2015 season (23 games), SDSU has held 10 opponents to single digits in points.
- San Diego State has allowed just two offensive touchdowns through five Mountain West games this year (and six points on two field goals) and its opponents are averaging just 203.0 yards (1,015 yards through five games).
- SDSU has held its opponent to seven or less points in the first half in 12 of the last 18 games.
- The Aztecs shut out New Hampshire in the season opener. It was the first shutout for SDSU since Sept. 4, 2010 when SDSU defeated Nicholls State, 47-0.
- San Diego State held New Hampshire without a third-down conversion, as the Wildcats were 0-for-14. It marks the second consecutive season SDSU has held an opponent without a third-down conversion (Fresno State, Oct. 3, 2015, 0-for-12 in 2015). Since 1996, it

marked just the third time SDSU has held an opponent without a conversion on third down.

- Alex Barrett is ranked eighth at SDSU in career sacks (18.0) and 10th in tackles for loss (36.5).
- Barrett is fourth in the league in tackles for loss per game (1.06).
- Among defensive linemen in the MW, Barrett is eighth in tackles per game (3.78).
- Calvin Munson has led the Aztecs in tackles 15 times over his career, including six of the nine games this year.
- Munson has eight career games with at least 10 tackles, including three times this year.
- Munson has a team-high 74 tackles (37 solo), more than double over the next two players combined (73).
- Munson ranks ninth in the MW (66th nationally) in tackles per game (8.22).
- Parker Baldwin and Na'im McGee are tied for sixth in the MW in fumble recoveries (1).
- Full bios of selected defensive players:
 - Alex Barrett - pgs. 36-38
 - Damontae Kazee - pgs. 48-50
 - Calvin Munson - pgs. 56-58

RUSHING DEFENSE

- Since the beginning of the 2015 campaign, San Diego State ranks fourth nationally in rushing yards allowed per game (99.8) and in rushing yards per attempt (3.0).
- Thirteen of San Diego State's last 20 opponents have failed to rush for more than 80 yards.
- During the last 20 games (since Sept. 26, 2015), opponents have rushed 636 times for 1,812 yards and 2.85 yards per carry. Over that span, San Diego State ranks second nationally in rushing yards allowed per game (90.6) and second in yards per carry (2.8).
- San Diego State allowed just 71 rushing yards against New Hampshire in the opener on 31 carries (2.3 yards per rush).
- Since Rocky Long began his tenure as the team's defensive coordinator (prior to the 2009 campaign), San Diego State is 16-4 when holding the opposition to less than 75 yards rushing and 19-5 when the opposition averages less than 2.50 yards per carry.
- Calvin Munson leads SDSU with 56 tackles on rushing plays.
- Last season, SDSU finished seventh in FBS play in rushing yards allowed per game (108.7) and fifth in yards per rush (3.2).

PASSING DEFENSE

- Under head coach Rocky Long, San Diego State is 32-5 in games in which the opponent has a passing efficiency rating of 116.50 or less.
- Since the beginning of the 2015 campaign, San Diego State's eight interception returns for touchdowns are tied for the second-highest total in the nation (Alabama leads with nine).
- Since 2010, the Aztecs are 42-7 when holding the opponent to 200 or fewer passing yards.
- In 15 of its last 25 games, SDSU has held its opponent to a passer rating of less than 100.00.
- Alex Barrett is ranked 35th in the nation (second in MW) in sacks per game (0.72).
- Barrett had four PBUs against New Hampshire, the most in FBS play during the first weekend and tied for the fifth most in a game in program history.
- Among active career players in FBS, Damontae Kazee is ranked first in interceptions (15, tied), fourth in passes defended (42) and 13th in forced fumbles (6, tied).
- Kazee is the SDSU career record-holder in interceptions (15).
- Kazee also is tied for sixth all-time at SDSU with six forced fumbles and ninth with 27 PBUs.
- Kazee leads the MW in both interceptions per game (0.56, fifth nationally) and interception yards (112, ninth nationally).
- Kazee is also fifth in the MW in pass deflections (INT + PBU) per game (1.11).
- Kazee has two career games with multiple interceptions (three vs. San Diego on Sept. 5, 2015 and two vs. Hawai'i on Nov. 5, 2016).
- Kazee leads the team with 22 tackles on passing plays.
- Calvin Munson has six interceptions for his career, including three for a touchdown.
- Munson's three interceptions returned for a touchdown are tied with Ricky Parker (1993-96) for the most in program history and tied for the third most in FBS history among linebackers.
- Munson is also fifth all-time at SDSU with 232 interception yards.

BULLET NOTES - SPECIAL TEAMS

- ESPN Team Efficiencies ranked San Diego State's special teams unit as the 23rd best in the country last year and this year SDSU is 16th.
- Associate head coach and special teams coordinator Bobby Hauck is in his second season with the Aztecs after serving as the head coach at UNLV (2010-14) and Montana (2003-09). This is the 23rd time in the last 24 seasons that he has served as the special teams coordinator.
- Among active career kick returners in FBS, Rashaad Penny is ranked third in kick return average (30.6, min. 24 att.) and in a tie for fourth in kick return touchdowns (4).
- Penny's four career kick return touchdowns are the most in program history.
- Three of Penny's four kick return touchdowns have gone for 100 yards (has only happened three other times in school history).
- Penny also ranks second all-time at SDSU in kick return yards (1,559) and fifth in kick returns (51).
- Penny is one of 37 players in the country with a kick return touchdown.
- Penny leads the nation in kick return average (36.4, min. 7 KR).
- Penny was named the MW Special Teams Player of the Week on Sept. 12 for his play against California when he scored SDSU's first two touchdowns on a 25-yard pass from Christian Chapman and a 100-yard kick return.
- Quest Truxton leads the Mountain West and ranks 18th in the nation in punt return average (11.38).
- John Baron is ranked first in FBS (with many others) with a perfect PAT percentage (1.000).
- Baron is also third in the MW (17th nationally) in field goal percentage (.857), third (32nd nationally) in field goals per game (1.33), fifth (55th nationally) in points per game (8.22) and second in scoring among kickers (8.22).
- Baron made 10 straight field goals from Oct. 1 at South Alabama until last week (Nov. 5) vs. Hawai'i when his final attempt - a ca-

SDSU UNDER ROCKY LONG

| Category | 2016 | Long Era | Streak |
|---------------------------|------|----------|--------|
| Overall Record | 8-1 | 51-24 | W5 |
| Mountain West Record | 5-0 | 35-9 | W15 |
| Home Record | 5-0 | 30-10 | W10 |
| Road Record | 3-1 | 19-13 | W2 |
| Neutral Record | 0-0 | 2-1 | W2 |
| Overtime | 0-0 | 4-2 | L1 |
| Gms Dec. by 3 Pts or Less | 0-0 | 6-3 | W1 |
| Gms Dec. by 7 Pts or Less | 1-0 | 13-7 | W2 |

SCORING

| | | | |
|-----------------------------|-----|-------|-----|
| Scoring - first to score | 7-0 | 38-11 | W16 |
| Leading - after 1 qtr | 7-0 | 36-7 | W15 |
| Leading - at halftime | 8-1 | 35-8 | W5 |
| Leading - after 3 qtr | 8-1 | 43-9 | W5 |
| Scoring - 20 or more points | 7-1 | 49-12 | W4 |
| Scoring - 30 or more points | 6-0 | 37-5 | W25 |
| Scoring - 40 or more points | 5-0 | 18-1 | W13 |

OFFENSE

| | | | |
|-------------------------------|-----|-------|-----|
| Total Offense - 500+ yds | 0-0 | 6-3 | W1 |
| Total Offense - 400+ yds | 6-0 | 36-7 | W19 |
| Passing - 300+ yds | 0-0 | 1-5 | W1 |
| Rushing - 200+ yds | 7-0 | 38-2 | W30 |
| First Downs - 20+ | 6-1 | 35-10 | W4 |
| 3rd Down Conv. - 50 pct.+ | 3-0 | 22-2 | W12 |
| Turnovers - 2 or fewer | 8-1 | 46-11 | W5 |
| Field Position - 30 or better | 3-1 | 34-12 | W1 |
| Field Position - 25 or better | 8-1 | 45-19 | W5 |
| Play Call - 50 pct.+ rushing | 8-1 | 50-14 | W5 |

DEFENSE

| | | | |
|------------------------------|-----|------|-----|
| Allowing 24 points or less | 6-0 | 40-4 | W17 |
| Allowing 17 points or less | 6-0 | 31-1 | W16 |
| Total Offense - <=300 yds. | 6-0 | 26-2 | W15 |
| Passing - <= 150 yds. | 4-0 | 21-4 | W10 |
| Rushing - <= 100 yds | 6-1 | 24-8 | W4 |
| First Downs - <= 15 | 6-0 | 26-1 | W14 |
| 3rd Down Conv. - <= 33 pct. | 3-0 | 29-2 | W9 |
| Turnovers - forced 3 or more | 4-0 | 23-5 | W12 |
| Field Position - <=25 | 5-0 | 27-6 | W9 |
| Field Position - <=20 | 2-0 | 4-0 | N/A |
| Defense Scores Points | 3-0 | 10-1 | W9 |

COMPARISON

| | | | |
|----------------------------|-----|-------|-----|
| SDSU more Rushing Yards | 8-1 | 39-12 | W5 |
| SDSU more Return Yards | 1-1 | 20-15 | L1 |
| SDSU fewer Turnovers | 7-0 | 38-5 | W16 |
| SDSU more Time of Poss. | 7-0 | 36-10 | W17 |
| SDSU more 1st D. and ToP | 6-0 | 30-5 | W18 |
| SDSU better Avg. Field Pos | 7-0 | 41-10 | W13 |
| SDSU adv. in TO and AFP | 6-0 | 31-4 | W13 |
| SDSU ST (KR/PR) Score | 1-0 | 10-2 | W3 |

INDIVIDUAL

| | | | |
|--------------------------|-----|-------|----|
| Rusher - 100+ Yards | 7-1 | 43-11 | W5 |
| Passer - 300+ Yards | 0-0 | 1-5 | W1 |
| Receiver - 100+ Yards | 1-0 | 12-4 | W5 |
| 100+ Rusher, 300+ Passer | 0-0 | 1-3 | W1 |

LONG ERA SPECIAL TEAMS SCORING PLAYS*

2016

Rashaad Penny.....100-yd KR vs. California (S.10) (TD)

2015

Rashaad Penny.....100-yd KR vs. Cincinnati (D.24) (TD)

Damontae Kazee.....66-yd PR at UNLV (N.21) (TD)

Rashaad Penny.....100-yd KR at Penn State (S.26) (TD)

Rashaad Penny.....97-yd KR vs. San Diego (S.5) (TD)

2014

Lloyd Mills.....67-yd PR vs. Northern Arizona (A.30) (TD)

2013

Tim Vizzi.....71-yd PR at UNLV (N.30) (TD)

Tim Vizzi.....41-yd PR vs. Boise State (N.23) (TD)

Team.....Fumbled punt out of end zone (0.4) (Safety)

Sam Meredith.....PAT block; David Lamar returned for def. PAT at New Mexico State (S.28) (2 pts.)

2012

Colin Lockett.....100-yd KOR at Boise State (N.3) (TD)

Colin Lockett.....96-yd KOR vs. Army (S.8) (TD)

2011

Brandon Davis.....98-yd KOR at Air Force (O.13) (TD)

Colin Lockett.....94-yd KOR vs. Cal Poly (S.3) (TD)

* - includes only since he became SDSU's head coach in 2011

CAREER START CHART

| Career Starts (Off/Def) | '12 | '13 | '14 | '15 | '16 | Total |
|----------------------------|-----|-----|-----|-----|-----|-------|
| Nico Siragusa, OL | RS | 1 | 13 | 14 | 9 | 37 |
| Donnel Pumphrey, RB | - | 1 | 13 | 14 | 9 | 37 |
| Damontae Kazee, CB | RS | 0 | 13 | 14 | 9 | 36 |
| Calvin Munson, LB | - | 0 | 13 | 14 | 9 | 36 |
| Malik Smith, WAR | - | 0 | 13 | 14 | 9 | 36 |
| Alex Barrett, DL | RS | 0 | 10 | 14 | 9 | 33 |
| Na'im McGee, AZ | - | - | 11 | 13 | 5 | 29 |
| Daniel Brunskill, TE/OL | RS | 0 | 4 | 14 | 9 | 27 |
| Arthur Flores, OL | RS | 0 | 0 | 14 | 9 | 23 |
| Kwayde Miller, OL | RS | 0 | 0 | 14 | 9 | 23 |
| Trey Lomax, WAR | RS | 11 | 2 | 9 | 22 | 22 |
| Mikah Holder, WR | - | - | 0 | 11 | 8 | 19 |
| Ryan Dunn, LB | - | - | RS | 13 | 5 | 18 |
| Kameron Kelly, WAR | - | - | 0 | 13 | 0 | 14 |
| Noble Hall, DL | - | - | RS | 3 | 9 | 12 |
| Christian Chapman, QB | - | - | RS | 2 | 9 | 11 |
| Eric Judge, WR | RS | 1 | 5 | 2 | 3 | 11 |
| Kyle Kelley, DL | - | - | - | 1 | 9 | 10 |
| Antonio Rosales, OL | RS | 0 | 0 | 9 | 9 | 9 |
| David Wells, TE | - | RS | 0 | 0 | 9 | 9 |
| Ronley Lakalaka, LB | - | - | - | 0 | 8 | 8 |
| Nick Bawden, QB/FB | - | - | - | 2 | 6 | 8 |
| Derek Babash, CB | - | - | RS | 0 | 6 | 6 |
| Randy Ricks, LB | - | - | - | 2 | 4 | 6 |
| Chase Favreau, WR | - | RS | 0 | 5 | 0 | 5 |
| Parker Baldwin, AZ | - | - | - | 0 | 4 | 4 |
| Curtis Anderson, WR | - | - | - | 1 | 3 | 4 |
| Rashaad Penny, RB | - | - | 0 | 4 | 0 | 4 |
| Dakota Turner, DL/FB | - | RS | 0 | 0 | 3 | 3 |
| Parker Houston, TE | - | - | - | - | 3 | 3 |
| Austin Wyatt-Thayer, LB | - | - | - | 1 | 1 | 2 |
| Ron Smith, CB | - | - | - | RS | 1 | 1 |
| Christian Cumberlander, WR | - | RS | 0 | 1 | 0 | 1 |

- reer-long 51-yarder - fell just short.
- Baron is second on the team with 74 points.
- Against UNLV, Baron became the first Aztec since 2007 with multiple field goals in the same game from at least 48 yards (third time since 1996).
- Baron had a career game at Utah State en route to being named the MW Special Teams Player of the Week, making a career-high four field goals, going 4-for-4 with a long of 43 yards. The four field goals tied an Aztec school record (with seven others, most recent Wes Feer vs. Eastern Illinois on Aug. 31, 2013). Baron also made all four of his PAT's, giving him 16 points, which also tied a SDSU record among kickers. He also tied a career high with eight kickoffs for 508 yards (63.5 avg.) with two touchbacks. On his eight kickoffs, Utah State averaged a 20.3 average starting field position.
- Seventeen (17) of Tanner Blain's 40 punts have landed inside the 20-yard line, including seven inside the 10 and three inside the 5.
- Blain has eight punts of at least 50 yards.
- Blain is ranked ninth in the Mountain West in punt average (41.05).
- If you take away the 14 times Blain had to punt inside his opponent's side of the field, he has averaged 43.65 yards per punt (on 26 attempts) this year.
- At Northern Illinois, Blain punted five times for 212 yards, averaging 42.4 yards per boot with a career-high-tying four inside the 20. He ended up with four punts inside the 7-yard line, including three inside the 5 (2, 3 and 4) with the other landing on the 6. For his efforts, was named the Mountain West Special Teams Player of the Week for the first time of his career.
- Quest Truxton leads the Mountain West and ranks 18th in the nation in punt return average (11.38).
- Ron Smith leads SDSU with 13 tackles on special teams.
- Smith also paces the Aztecs with 12 tackles on the kick return unit.
- Kameron Kelly leads San Diego State with three stops on the punt return unit.

ROCKY LONG

- Rocky Long is in his sixth season as San Diego State's head coach, his eighth with the Aztecs and his 17th season as a head coach.
- Long, a three-time Mountain West Coach of the Year, is the all-time winningest coach in league history. He owns 113 career Mountain West wins, 36 more than former TCU coach Gary Patterson (77) in second place.
- Long has guided San Diego State to six bowl games in his first six seasons. His six bowl appearances while leading SDSU is two more than Don Coryell for the most in school history.
- Long is one of 13 coaches in the country to guide his current team to a bowl game in each of his first five seasons.
- Long won his 100th career game last season at Hawai'i.
- With 51 victories at San Diego State, Long already ranks third on the school's all-time victory list and has more victories as the Aztecs' three previous head coaches, combined (Tom Craft 19, Chuck Long 9 and Brady Hoke 13).



STREAKS STOPPED

- Oct. 1's loss at South Alabama halted a number of San Diego State winning streaks.
- A 13-game overall win streak. It was the second longest in the nation to Alabama at the time of the game and the longest for the Aztecs since a 21-game win streak during the 1968-70 seasons.
- A five-game road winning streak and a six-game win streak in games played away from San Diego. It was tied for the ninth longest in the nation.
- A seven-game winning streak in games played during the month of October. Prior to Saturday, the Aztecs last month during the Halloween month came on Oct. 3, 2014.
- When South Alabama took the leads in the first quarter, it marked the first time the Aztecs have trailed in a game this season and snapped a streak of 249 minutes and 32 seconds without trailing (249:32). The streak covered all of four games and parts of six games.
- San Diego State had appeared in the Associated Press Top 25 Poll each of the previous two weeks. In the Sept. 19 poll, San Diego State entered the Associated Press poll at No. 22. It marked the first appearance for the Aztecs in the AP rankings since Nov. 7, 1995. It snapped a streak of 341 polls without making an appearance in the poll.
- Two weeks ago, the Aztecs climbed to No. 19 in the poll. That ranking represents the highest SDSU has been in the poll since ending the 1977 campaign at No. 16.

LAST TIME OUT

SAN DIEGO STATE 55, HAWAII 0
Nov. 5, 2016 - San Diego, Calif.

SAN DIEGO - Donnel Pumphrey ran for 112 yards and Rashaad Penny added 108 yards on the ground to lead San Diego State to a 55-0 win over Hawai'i Saturday night at Qualcomm Stadium.

The win, coupled with a Nevada loss at New Mexico later in the night, wrapped up the West Division title for the Aztecs (8-1, 5-0 MW) and a trip to the MW Championship for the second straight season.

The 55-0 win was SDSU's largest margin of victory in a shutout in its Division I history (since 1969) and largest margin of victory overall since 1970 (second largest in its DI history). The 55 points, meanwhile, are San Diego State's most since scoring 56 against Hawai'i in 1996.

Pumphrey had 85 yards by the end of the first quarter and did not play in the fourth quarter for a third consecutive game. It was

his eighth consecutive 100-yard game, tying his own personal-best streak and tied for the second longest in school history (Marshall Faulk, 10), and 30th of his career.

Penny, meanwhile, logged his 108 yards on just eight carries, averaging 13.5 yards per attempt. It was his third 100-yard game of his career, all over the past five games. Included in the 108 yards was a 73-yard touchdown, which tied a career long, in the third quarter.

It was the Aztecs' third consecutive game with multiple 100-yard rushers, fourth time in five games, seventh time in 19 games and 25th time in program history.

Juwon Washington added 48 yards on the ground on five attempts (9.6 avg.) and two overall touchdowns, a 24-yard pass from Christian Chapman in the third quarter and a 20-yard run in the fourth.

Chapman tied a career high with three touchdowns passes, connecting on strikes of 13 yards to David Wells and nine yards to Quest Truxton in the first quarter, and the 24-yard pass to Washington in the third.

The SDSU defense also got into the mix with two interceptions returned for a touchdown, a 14-yard return by Ron Smith in the first quarter and a 54-yard runback by Damontae Kazee in the fourth. It was the first time San Diego State returned two interceptions back for scores in the same game since the 2015 opener against San Diego. Altogether, the Aztecs picked off the Rainbow Warriors (4-6, 3-3 MW) four times, their most since a five-interception game against USD in the same 2015 opener.

John Baron II added a pair of field goals in the second quarter, connecting on a 30 and 45-yarder. He also tried a career-long 51-yard attempt in the third quarter, but came up just short, snapping a streak of 10 straight makes.


Calvin Munson led SDSU in tackles for the sixth time of the season with eight stops, while Smith, making his first career start at cornerback, added a career-high seven tackles, in addition to the 14-yard interception return for a score.

The San Diego State defense finished with four interceptions, seven pass breakups, a forced fumble and two sacks.

The Aztecs finished with 14 points in the first quarter, 13 in the second, 14 in the third and 14 in the fourth.

SDSU outgained UH, 393-215, including a decisive 296-48 margin on the ground. San Diego State won its 30th straight game when rushing for at least 200 yards.

The Aztecs continued their best start (8-1) since 1977.



SDSU-HAWAI'I

Nov. 5, 2016 | Qualcomm Stadium | San Diego, Calif.
Attendance: 41,644 | Weather: Clear, 78 degrees

| | 1 | 2 | 3 | 4 | Total |
|-----------------|----|----|----|----|-------|
| Hawai'i | 0 | 0 | 0 | 0 | 0 |
| San Diego State | 14 | 13 | 14 | 14 | 55 |

SCORING SUMMARY

| | |
|-----------------------------------------------------|------------|
| SDSU - Wells 13-yd pass f/Chapman (Baron kick) | 11:35, 1st |
| SDSU - Truxton 9-yd pass f/Chapman (Baron kick) | 1:59, 1st |
| SDSU - R. Smith 14-yd INT return (Baron kick) | 12:36, 2nd |
| SDSU - Baron 30-yd field goal | 3:45, 2nd |
| SDSU - Baron 45-yd field goal | 0:04, 2nd |
| SDSU - Penny 73-yd run (Baron kick) | 6:42, 3rd |
| SDSU - Washington 24-yd pass f/Chapman (Baron kick) | 1:24, 3rd |
| SDSU - Kazee 54-yd INT return (Baron kick) | 14:42, 4th |
| SDSU - Washington 20-yd run (Baron kick) | 8:02, 4th |

TEAM STATS

| | Hawai'i | San Diego State |
|------------------------|---------|-----------------|
| First Downs | 15 | 19 |
| Rushes-Yards | 27-48 | 42-296 |
| Passing Yards | 167 | 97 |
| C-A-I | 25-45-4 | 8-16-1 |
| Total Offense | 72-215 | 58-393 |
| Fumbles-Lost | 1-0 | 1-0 |
| Penalties-Yards | 8-69 | 3-20 |
| Possession Time | 32:30 | 27:30 |
| Turnovers | 4 | 1 |
| Average Field Position | UH 22 | SD 39 |

INDIVIDUAL STATS

Rushing (Atts.-Yards-TDs): UH: Lakalaka 14-40-0; Harris 4-19-0; Zwahlen 1-(-2)-0; Brown 6-(-9)-0. SDSU: Pumphrey 21-112-0; Penny 8-108-1; Washington 5-48-1; Agnew 1-23-0; Truxton 1-23-0; Team 1-(-1)-0; Chapman 5-(-17)-0.
Passing (Att.-Comp.-Int., Yards, TDs): UH: Brown 35-22-3, 135, 0; Zwahlen 10-3-1, 32, 0. SDSU: Chapman 15-7-1, 76, 3; Agnew 1-1-0, 21, 0.
Receiving (No.-Yards-TDs): UH: Ursua 7-41-0; Kemp 5-34-0; Collie 4-30-0; Camanese-Stevens 2-25-0; Ewaliko 2-15-0; Barker 2-13-0; Torres 2-7-0; Unga 1-2-0. SDSU: Holder 2-23-0; Bawden 2-7-0; Washington 1-24-0; Richardson 1-21-0; Wells 1-13-1; Truxton 1-9-1.

GEOLOGICAL BREAKDOWN

California (80)

Derrick Achayo, Curtis Anderson III, Troy Artopoulos, John Baron II, Nick Bawden, Jordan Becar, Garrett Binkley, Neil Boudreau, Josh Bringuel, Casey Brown, Thomas Browne, Daniel Brunskill, Israel Cabrera, Liam Cabrera, John Carroll, Troy Cassidy, Jerry Chaney, Christian Chapman, Jeff Clay, Parie Dedeaux, Jr., Taylor Dodds, Ryan Dunn, Marc Ellis, Chase Favreau, Brandon Fitzpatrick, Forrest Hanlon, Temerick Harper, Tayler Hawkins, Jay Henderson, Josh Hill, Mikah Holder, Keith Ismael, Chase Jasmin, Dwayne Johnson, Jr., Eric Judge, Damontae Kazee, Kyle Kelley, Ryan Krum, Isaac Lessard, Trey Lomax, Dru Mathis, Kendrick Mathis, Na'im McGee, Kwayde Miller, Kalan Montgomery, Damon Moore, Reggie Murphy, Dominic O'Brien, Zachary Oblea, Chibu Onyeukwu, Dwayne Parchment, Rashaad Penny, Ryan Pope, Daniel Prieto, Julian Rochelin, Dominic Rose, Joe Salcedo, Ryan Simmons, Nico Siragusa, Malik Smith, Ron Smith, Kyle Spalding, Keoni Stallworth, Marcus Stamps, Will Stricklin II, Kyahva Tezino, Zachary Thomas, Trenton Thompson, Quest Truxton, Alex Valenzuela, Grady Vazquez, Kevin Walcott, Jimmy Walker, Kahale Warring, David Wells, Jay Williams, Kaylen Williams, Chad Woolsey, Tyler Wormhoudt, Austin Wyatt-Thayer

Texas (10)

Ryan Agnew, Myles Cheatum, Daishawn Dixon, Nick Gerhard, Kameron Kelly, Sergio Phillips, Tyler Roemer, Douglas Tucker II, Juwon Washington, Timothy Wilson, Jr.

Nevada (8)

Noble Hall, Parker Houston, Isiah Macklin, Tyler Morris, Conor Perkins, Donnel Pumphrey, Randy Ricks, Sam Tai

Arizona (4)

Turner Bernard, Alex Barrett, Antonio Rosales, Kyree Woods

Florida (2)

Jondarius Gardner, Darryl Richardson

Hawaii (2)

Ronley Lakalaka, Dakota Turner

Arkansas (1)

Parker Baldwin

Colorado (1)

Arthur Flores

Georgia (1)

Christian Cumberlander

Illinois (1)

Taylor Blain

Michigan (1)

Trenton Fincher

Missouri (1)

Calvin Munson

Oregon (1)

Kaelin Himphill

Tennessee (1)

Mason Hall

PRESEASON LOVE

- For the second consecutive season, San Diego State was picked to win the West Division of the league (Aztecs were picked to finish second in both 2013 and 2014). The Aztecs have now finished at or higher than their position in the preseason poll in each of the previous seven seasons.
- San Diego State joined American Athletic Conference member Houston as the only teams in the country to claim every first place poll in a league's official preseason poll.
- In addition to receiving every first-place vote in the official Mountain West preseason media poll, the Aztecs also received all three conference player-of-the-year honors (offensive: Donnel Pumphrey, defensive: Damonte Kazee and special teams: Rashaad Penny).
- San Diego State placed a league-high six players on the 26-member preseason all-Mountain West team.

2016 Mountain West Preseason Poll

West Division

1. San Diego State (29 first-place votes) - 174
2. Nevada - 129
3. San José State - 122
4. Fresno State - 76
5. UNLV - 73
6. Hawai'i - 35

Mountain Division

1. Boise State (27) - 174
2. Air Force (2) - 126
3. Utah State - 111
4. Colorado State - 95
5. New Mexico - 74
6. Wyoming - 31

► Honors

► Projected Bowl

Cotton Bowl vs. Penn State - Jerry Palm, CBS Sports (Nov. 6)
 Las Vegas Bowl vs. Stanford - *College Football News* (Nov. 6)
 Las Vegas Bowl vs. Arizona State - Erik Smith, *USA Today* (Nov. 9)
 Las Vegas Bowl vs. Arizona State - Bill Bender, *Sporting News* (Nov. 7)
 Las Vegas Bowl vs. California - Brett McMurphy, ESPN (Nov. 8)
 Poinsettia Bowl vs. Brigham Young - Mark Schlabach, ESPN (Nov. 8)
 Poinsettia Bowl vs. Brigham Young - Colin Becht, *Sports Illustrated* (Nov. 9)
 Poinsettia Bowl vs. Brigham Young - Jason Kirk, *SB Nation* (Nov. 6)

John Baron | So. | Temecula, Calif. | Kicker

Lou Groza Collegiate Place-Kicker Semifinalist (Nov. 3)
MW Special Teams Player of the Week (Oct. 31)

Alex Barrett | Sr. | Mesa, Ariz. | Defensive End

Preseason all-Mountain West first team - Mountain West Media
 Preseason all-Mountain West first team - *ESPN College Football 2016*
 Preseason all-Mountain West first team - *Sporting News*
 Preseason all-Mountain West first team - *Lindy's Sports*
 Preseason all-Mountain West first team - *Athlon Sports*
 Preseason all-Mountain West first team - Paul Myerberg, *USA Today*
 Preseason all-Mountain West second team - *Phil Steele's 2016 College Football Preview*

Tanner Blain | Sr. | Lindenhurst, Ill. | Punter

Ray Guy Award Watch List
MW Special Teams Player of the Week (Sept. 19)

Daniel Brunskill | Sr. | Valley Center, Calif. | Offensive Tackle

Burlsworth Trophy Nominee (best walk-on or former walk-on)
 Wuerffel Trophy Watch List (top community service)

Arthur Flores | Sr. | Denver, Colo. | Center

Rimington Trophy Fall Watch List (most outstanding center)
 Rimington Trophy Spring Watch List (most outstanding center)
 Preseason all-Mountain West first team - *Lindy's Sports*
 Preseason all-Mountain West fourth team - *Athlon Sports*

Mikah Holder | Jr. | Oceanside, Calif. | Wide Receiver

Preseason all-Mountain West fourth team - *Athlon Sports*

Damontae Kazee | Sr. | San Bernardino, Calif. | Cornerback

Chuck Bednarik Award Watch List (Collegiate Defensive Player of the Year)
 Jim Thorpe Award Watch List (Top Defensive Back)
 Preseason Second-Team All-American - *USA Today*
 Preseason Second-Team All-American - *SI.com*
 Preseason Mountain West Defensive Player of the Year - Mountain West Media
 Preseason Mountain West Defensive Player of the Year - *Lindy's Sports*
 Preseason all-Mountain West first team - Mountain West Media
 Preseason all-Mountain West first team - *Phil Steele's 2016 College Football Preview*
 Preseason all-Mountain West first team - *ESPN College Football 2016*
 Preseason all-Mountain West first team - *Sporting News*
 Preseason all-Mountain West first team - *Lindy's Sports*
 All-Mountain West first team - *Athlon Sports*
 All-Mountain West first team - Paul Myerberg, *USA Today*

Kyle Kelley | Sr. | Irvine, Calif. | Defensive End

Preseason all-Mountain West first team - *Lindy's Sports*
 Preseason all-Mountain West second team - *Athlon Sports*
 Preseason all-Mountain West third team - *Phil Steele's 2016 College Football Preview*

Kwayde Miller | Sr. | Ramona, Calif. | Offensive Tackle

Preseason all-Mountain West third team - *Phil Steele's 2016 College Football Preview*
 Preseason all-Mountain West third team - *Athlon Sports*

Calvin Munson | Sr. | St. Charles, Mo. | Linebacker

Bronko Nagurski Trophy Watch List (National Defensive Player of the Year)

Chuck Bednarik Award Watch List (Collegiate Defensive Player of the Year)

Butkus Award Watch List (Top Linebacker)

Lott IMPACT Trophy (Integrity, Maturity, Performance, Academics, Community and Tenacity) Quarterfinalist

Lott IMPACT Trophy Player of the Week (Sept. 12)

Preseason Mountain West Defensive Player of the Year - *ESPN College Football 2016*
 Preseason all-Mountain West first team - Mountain West Media
 Preseason all-Mountain West first team - *Phil Steele's 2016 College Football Preview*
 Preseason all-Mountain West first team - *ESPN College Football 2016*
 Preseason all-Mountain West first team - *Sporting News*
 Preseason all-Mountain West first team - *Lindy's Sports*
 Preseason all-Mountain West first team - *Athlon Sports*
 Preseason all-Mountain West first team - Paul Myerberg, *USA Today*
 Butkus Award candidate - Paul Myerberg, *USA Today*

Rashaad Penny | Jr. | Norwalk, Calif. | Running Back/Kick Returner

Paul Hornung Award Watch List (Most Versatile Player)
 Preseason Second-Team All-American (KR) - *CBS Sports*
MW Special Teams Player of the Week (Sept. 12)
 Preseason Second-Team All-American (KR) - *Athlon Sports*
 Preseason Mountain West Special Teams Player of the Year - Mountain West Media
 Preseason all-Mountain West first team (Ret.) - Mountain West Media
 Preseason all-Mountain West first team (KR) - *Phil Steele's 2016 College Football Preview*
 Preseason all-Mountain West first team (KR) - *ESPN College Football 2016*
 Preseason all-Mountain West first team (KR) - *Athlon Sports*
 Preseason all-Mountain West first team (All-Purpose) - *Lindy's Sports*

Donnel Pumphrey | Sr. | Las Vegas, Nev. | Running Back

Maxwell Award Watch List (Collegiate Player of the Year) Semifinalist

Walter Camp Football Foundation Watch List (Collegiate Player of the Year)
 Doak Walker Watch List (Top Running Back)
 CFP National Performer of the Year Trophy Watch List
USA Today Midseason All-American (Oct. 18)
CBS Sports Midseason All-American (Oct. 18)
ESPN Midseason Midseason All-American (Oct. 19)
Sports Illustrated Midseason All-American (Oct. 19)
Sporting News Midseason All-American (Oct. 19)
FOX Sports Midseason All-American (Oct. 20)
Maxwell Award Player of the Week (Sept. 15)
Two-Time MW Offensive Player of the Week (Sept. 12 & Sept. 19)
 Preseason Mountain West Offensive Player of the Year - Mountain West Media
 Preseason Mountain West Offensive Player of the Year - *ESPN College Football 2016*
 Preseason Mountain West Offensive Player of the Year - *Lindy's Sports*
 Preseason all-Mountain West first team - Mountain West Media
 Preseason all-Mountain West first team - *Phil Steele's 2016 College Football Preview*
 Preseason all-Mountain West first team - *ESPN College Football 2016*
 Preseason all-Mountain West first team - *Sporting News*
 Preseason all-Mountain West first team - *Lindy's Sports*
 Preseason all-Mountain West first team - *Athlon Sports*
 Preseason all-Mountain West first team - Paul Myerberg, *USA Today*
 Heisman Trophy candidate - Paul Myerberg, *USA Today*
 Doak Walker Award candidate - Paul Myerberg, *USA Today*

Nico Siragusa | Sr. | Chula Vista, Calif. | Offensive Guard

Outland Trophy Watch List (Outstanding Interior Lineman)
 Preseason Second-Team All-American - *Phil Steele*
 Preseason Third-Team All-American - *Football Gameplan*
 Preseason all-Mountain West first team - Mountain West Media
 Preseason all-Mountain West first team - *Phil Steele's 2016 College Football Preview*
 Preseason all-Mountain West first team - *ESPN College Football 2016*
 Preseason all-Mountain West first team - *Sporting News*
 Preseason all-Mountain West first team - *Lindy's Sports*
 Preseason all-Mountain West first team - *Athlon Sports*
 Preseason all-Mountain West first team - Paul Myerberg, *USA Today*

Malik Smith | Sr. | Compton, Calif. | Warrior (Safety)

Preseason all-Mountain West second team - *Lindy's Sports*
 Preseason all-Mountain West third team - *Phil Steele's 2016 College Football Preview*
 Preseason all-Mountain West third team - *Athlon Sports*



MOUNTAIN WEST

2016 MW Standings

West Division

| | MW | Pct. | Overall | Pct. |
|------------------------|------------|--------------|------------|-------------|
| San Diego State | 5-0 | 1.000 | 8-1 | .889 |
| Hawai'i | 3-3 | .500 | 4-6 | .400 |
| UNLV | 2-3 | .400 | 3-6 | .333 |
| San José State | 2-4 | .333 | 3-7 | .300 |
| Nevada | 1-4 | .200 | 3-6 | .333 |
| Fresno State | 0-6 | .000 | 1-9 | .100 |

Mountain Division

| | MW | Pct. | Overall | Pct. |
|----------------|-----|-------|---------|------|
| Wyoming | 5-0 | 1.000 | 7-2 | .778 |
| Boise State | 4-1 | .800 | 8-1 | .889 |
| New Mexico | 4-1 | .800 | 6-3 | .667 |
| Colorado State | 3-2 | .600 | 5-4 | .556 |
| Air Force | 2-3 | .400 | 6-3 | .667 |
| Utah State | 1-5 | .167 | 3-6 | .333 |

This Week in the Mountain West

Saturday, Nov. 12

| | |
|-------------------------------------------|----------------|
| Wyoming at UNLV, 12:30 p.m. PT | ROOT |
| Boise State at Hawai'i, 2 p.m. HT | CBS/SSN |
| SDSU at Nevada, 7:30 p.m. PT | CBS/SSN |
| Colorado State at Air Force, 8:15 p.m. MT | ESPN2/ESPNU |
| New Mexico at Utah State, 8:15 p.m. MT | ESPN2/ESPNU |

Last Week in the Mountain West

| |
|-----------------------------------------|
| at Boise State 45, San José State 31 |
| Air Force 31, at Army 12 |
| at San Diego State 55, Hawai'i 0 |
| at New Mexico 35, Nevada 26 |
| at Wyoming 52, Utah State 28 |

Mountain West Bowl Tie-Ins

| | |
|-------------------------------------|---------------------|
| Gildan New Mexico Bowl | vs. C-USA |
| Dec. 17 ESPN Noon MT | Albuquerque, N.M. |
| Royal Purple Las Vegas Bowl | vs. Pac-12 |
| Dec. 17 ABC 12:30 p.m. PT | Las Vegas, Nev. |
| SDCCU Poinsettia Bowl | vs. Army |
| Dec. 21 ESPN 6 p.m. PT | San Diego, Calif. |
| Famous Idaho Potato Bowl | vs. MAC |
| Dec. 22 ESPN 5 p.m. MT | Boise, Idaho |
| Sheraton Hawai'i Bowl | vs. C-USA |
| Dec. 24 ESPN 2 p.m. HT | Honolulu, Hawaii |
| Nova Home Loans Arizona Bowl | vs. Sun Belt |
| Dec. 30 CI TBA | Tucson, Ariz. |

Charting the Opponents

New Hampshire (6-3, 5-1 CAA)

| | | |
|------------|---------------------------|----------------|
| S.3 | at San Diego State | L, 0-31 |
| S.10 | Holy Cross | W, 38-29 |
| S.17 | at Dartmouth | L, 21-22 |
| S.24 | at Rhode Island* | W, 39-17 |
| O.1 | William & Mary* | W, 21-12 |
| O.8 | at Elon* | W, 13-10 |
| O.15 | James Madison* | L, 39-42 |
| O.22 | at Towson* | W, 21-7 |
| O.29 | Stony Brook* | W, 43-14 |
| N.12 | Albany* | Noon ET |
| N.19 | at Maine* | TBA |

South Alabama (4-5, 1-5 Sun Belt)

| | | |
|------------|-------------------------|-----------------|
| S.3 | at Mississippi State | W, 21-20 |
| S.10 | Georgia Southern* | L, 9-24 |
| S.17 | at Louisiana-Lafayette* | L, 23-28 |
| S.24 | Nicholls State | W, 41-40 (ot) |
| O.1 | San Diego State | W, 42-24 |
| O.15 | at Arkansas State* | L, 7-17 |
| O.20 | Troy* | L, 21-28 |
| O.29 | Georgia State* | W, 13-10 |
| N.5 | at Louisiana-Monroe* | L, 35-42 (ot) |
| N.19 | Presbyterian | 6 p.m. CT |
| N.26 | at Idaho* | 2:30 p.m. MT |
| D.3 | New Mexico State* | TBA |

San José State (3-7, 2-4 MW)

| | | |
|-------------|----------------------------|----------------|
| S.3 | at Tulsa | L, 10-45 |
| S.10 | Portland State | W, 66-35 |
| S.17 | Utah | L, 17-34 |
| S.24 | at Iowa State | L, 10-44 |
| O.1 | at New Mexico* | L, 41-48 |
| O.8 | Hawai'i* | L, 17-34 |
| O.15 | Nevada* | W, 14-10 |
| O.22 | at San Diego State* | L, 3-42 |
| O.29 | UNLV* | W, 30-24 |
| N.4 | at Boise State* | L, 31-45 |
| N.19 | Air Force* | 7:30 p.m. PT |
| N.26 | at Fresno State* | 12:30 p.m. PT |

Nevada (3-6, 1-4 MW)

| | | |
|-------------|-------------------------|---------------------|
| S.3 | Cal Poly | W, 30-27 (ot) |
| S.10 | at Notre Dame | L, 10-39 |
| S.17 | Buffalo | W, 38-14 |
| S.24 | at Purdue | L, 14-24 |
| O.1 | at Hawai'i* | L, 17-38 |
| O.8 | Fresno State* | W, 27-22 |
| O.15 | at San José State* | L, 10-14 |
| O.22 | Wyoming* | L, 34-42 |
| N.5 | at New Mexico* | L, 26-35 |
| N.12 | San Diego State* | 7:30 p.m. PT |
| N.21 | Utah State* | 1 p.m. PT |
| N.28 | UNLV* | TBA |

California (4-5, 2-4 Pac-12)

| | | |
|-------------|---------------------------|-----------------|
| A.27 | vs. Hawai'i | W, 51-31 |
| O.10 | at San Diego State | L, 40-45 |
| O.17 | Texas | W, 50-43 |
| S.24 | at Arizona State* | L, 41-51 |
| O.1 | Utah* | W, 28-23 |
| O.8 | at Oregon State* | L, 44-47 |
| O.21 | Oregon* | W, 52-49 |
| O.27 | at USC* | L, 24-45 |
| N.5 | Washington* | L, 27-66 |
| N.12 | at Washington State* | 7:30 p.m. PT |
| N.19 | Stanford* | TBA |
| N.26 | UCLA* | TBA |

UNLV (3-6, 2-3 MW)

| | | |
|------------|-------------------------|----------------|
| S.1 | Jackson State | W, 63-13 |
| S.10 | at UCLA | L, 21-42 |
| S.17 | at Central Michigan | L, 21-44 |
| S.24 | Idaho | L, 30-33 (ot) |
| O.3 | Fresno State* | W, 45-20 |
| O.8 | San Diego State* | L, 7-26 |
| O.15 | at Hawai'i | W, 41-38 |
| O.22 | Colorado State* | L, 23-42 |
| O.29 | at San José State* | L, 24-30 |
| N.12 | Wyoming* | 12:30 p.m. PT |
| N.18 | at Boise State* | 7 p.m. MT |
| N.26 | Nevada* | TBA |

Utah State (3-6, 1-5 MW)

| | | |
|-------------|-------------------------|-----------------|
| S.1 | Weber State | W, 45-10 |
| S.10 | at Nebraska | L, 7-45 |
| S.17 | Arkansas State | W, 34-20 |
| S.24 | Air Force* | L, 20-27 |
| O.1 | at Boise State* | L, 10-21 |
| O.8 | at Colorado State* | L, 24-31 |
| O.22 | Fresno State* | W, 38-20 |
| O.28 | San Diego State* | L, 13-40 |
| N.5 | at Wyoming* | L, 28-52 |
| N.12 | New Mexico* | 8:15 p.m. MT |
| N.19 | at Nevada* | 1 p.m. PT |
| N.26 | at Brigham Young | TBA |

Wyoming (7-2, 5-0 MW)

| | | |
|-------------|-------------------------|---------------------|
| S.3 | Northern Illinois | W, 40-34 (3ot) |
| S.10 | at Nebraska | L, 17-52 |
| S.17 | UC Davis | W, 45-22 |
| S.23 | at Eastern Michigan | L, 24-27 |
| O.1 | at Colorado State* | W, 38-17 |
| O.8 | Air Force* | W, 35-26 |
| O.22 | at Nevada* | W, 42-34 |
| O.29 | Boise State* | W, 30-28 |
| N.5 | Utah State* | W, 52-28 |
| N.12 | at UNLV* | Noon/12:30 p.m. PT |
| N.19 | San Diego State* | 1:30 p.m. MT |
| N.26 | at New Mexico* | TBA |

Northern Illinois (3-6, 3-2 MAC)

| | | |
|-------------|------------------------|------------------|
| S.3 | at Wyoming | L, 34-40 (3ot) |
| S.10 | at South Florida | L, 17-48 |
| S.17 | San Diego State | L, 28-42 |
| S.24 | Western Illinois | L, 23-28 |
| O.1 | at Ball State* | W, 31-24 |
| O.8 | at Western Michigan* | L, 30-45 |
| O.15 | Central Michigan* | L, 28-34 |
| O.22 | Buffalo* | W, 44-7 |
| N.1 | Bowling Green* | W, 45-20 |
| N.9 | vs. Toledo* | 7 p.m. CT |
| N.16 | at Eastern Michigan* | 6 p.m./7 p.m. CT |
| N.25 | at Kent State* | TBA |

Fresno State (1-9, 0-6 MW)

| | | |
|-------------|-------------------------|----------------|
| S.3 | at Nebraska | L, 10-43 |
| S.10 | Sacramento State | W, 31-3 |
| S.17 | at Toledo | L, 17-52 |
| S.24 | Tulsa | L, 41-48 (2ot) |
| O.1 | at UNLV* | L, 20-45 |
| O.8 | at Nevada* | L, 22-27 |
| O.14 | San Diego State* | L, 3-17 |
| O.22 | at Utah State* | L, 20-38 |
| O.28 | Air Force* | L, 21-31 |
| N.5 | at Colorado State* | L, 0-37 |
| N.19 | Hawai'i* | 4 p.m. PT |
| N.26 | San José State* | 12:30 p.m. PT |

Hawai'i (4-6, 3-3 MW)

| | | |
|------------|----------------------------|----------------|
| A.27 | vs. California | L, 31-51 |
| S.3 | at Michigan | L, 3-63 |
| S.10 | Tennessee-Martin | W, 41-36 |
| S.17 | at Arizona | L, 28-47 |
| O.1 | Nevada* | W, 38-17 |
| O.8 | at San José State* | W, 34-17 |
| O.15 | UNLV* | L, 38-41 |
| O.22 | at Air Force* | W, 34-27 |
| O.29 | New Mexico* | L, 21-28 |
| N.5 | at San Diego State* | L, 0-55 |
| N.12 | Boise State* | 2 p.m. HT |
| N.19 | at Fresno State* | 4 p.m. PT |
| N.26 | Massachusetts | 6 p.m. HT |

Colorado State (5-4, 3-2 MW)

| | | |
|-------------|----------------------------|------------------|
| S.2 | vs. Colorado | L, 7-44 |
| S.10 | UTSA | W, 23-14 |
| S.17 | Northern Colorado | W, 47-21 |
| S.24 | at Minnesota | L, 24-31 |
| O.1 | Wyoming* | L, 17-38 |
| O.8 | Utah State* | W, 31-24 |
| O.15 | at Boise State* | L, 23-28 |
| O.22 | at UNLV* | W, 42-23 |
| N.5 | Fresno State* | W, 37-0 |
| N.12 | at Air Force* | 8:15 p.m. MT |
| N.19 | New Mexico* | TBA |
| N.26 | at San Diego State* | 6 p.m. PT |

DONNEL PUMPHREY

#Pumphrey4Heisman

Running Back ■ 5-9, 180 ■ Sr.-3L
Las Vegas, Nev. (Canyon Springs High)

- * 2016 Maxwell Award Semifinalist (College Player of the Year)
- * 2016 Midseason First-Team All-American by *USA Today*, *Sports Illustrated*, *ESPN*, *Sporting News*, *CBS Sports* and *FOX Sports*
- * 2015 Mountain West Offensive Player of the Year
- * Two-Time First-Team all-Mountain West

Enters the Nevada game ranked fifth in NCAA history with 5,853 rushing yards ... Also is 11th in career rushing touchdowns (58) and in overall touchdowns (63), and 16th in all-purpose yards (6,877) ... Needs 45 receiving yards to become the first player in NCAA FBS history with at least 5,000 rushing yards and 1,000 receiving yards ... Currently leads the nation in rushing yards (1,581), and is second in rushing yards per game (175.7), third in all-purpose yards per game (192.4), tied for sixth in rushing touchdowns (13) and tied for 13th in overall touchdowns (13), despite not playing each of the last three fourth quarters ... Is averaging more rushing yards per game (175.7) than 66 other teams in FBS play and would rank 63rd as a "team".

PUMPHREY HIGHLIGHTS

- Career: 30, 100-Yard Rushing Games | 13, 150-Yard Rushing Games | 6, 200-Yard Rushing Games
- 2016 Season: 8, 100-Yard Rushing Games | 5, 150-Yard Rushing Games | 4, 200-Yard Rushing Games
- 2015 Season: 9, 100-Yard Rushing Games, 3, 150-Yard Rushing Games
- 2014 Season: 10, 100-Yard Rushing Games, 4, 150-Yard Rushing Games, 2, 200-Yard Rushing Games
- 16 Career Games With Multiple Rushing Touchdowns, Including 3 Or More Five Times (Twice in 2016)



SDSU RECORD WITH PUMPHREY

| | |
|-----------------------------------|-------|
| Career Games Played/Games Started | 49/37 |
| SDSU Record | 34-15 |

Rushing Touchdowns In a Game (SDSU Record)

| | |
|--------------------|----------------------------|
| 1: 19 times (13-6) | 1 or more: 35 times (27-8) |
| 2: 10 times (8-2) | 2 or more: 16 times (14-2) |
| 3: 5 times (5-0) | 3 or more: 6 times (6-0) |
| 4: 1 time (1-0) | |

Rushing Yards In a Game (SDSU Record)

| | |
|-----------------|-----------|
| 100-Yard Games: | 30 (25-5) |
| 150-Yard Games: | 13 (12-1) |
| 200-Yard Games: | 6 (6-0) |

PUMPHREY 2016 GAME-BY-GAME

| 2016 | Att. | Yds. | TD | Rec. | Yds. | TD |
|----------------------|------------|--------------|-----------|-----------|------------|----------|
| New Hampshire | 21 | 98 | 1 | 4 | 41 | 0 |
| California | 29 | 281 | 3 | 4 | 29 | 0 |
| at Northern Illinois | 23 | 220 | 3 | 1 | -3 | 0 |
| at South Alabama | 25 | 151 | 1 | 2 | 7 | 0 |
| UNLV* | 31 | 141 | 1 | 7 | 57 | 0 |
| at Fresno State* | 38 | 220 | 2 | 0 | 0 | 0 |
| San Jose State* | 24 | 135 | 2 | 2 | 14 | 0 |
| at Utah State* | 32 | 223 | 0 | 0 | 0 | 0 |
| Hawaii** | 21 | 112 | 0 | 0 | 0 | 0 |
| at Nevada* | | | | | | |
| at Wyoming* | | | | | | |
| Colorado State* | | | | | | |
| Total | 244 | 1,581 | 13 | 20 | 145 | 0 |
| Career | 954 | 5,853 | 58 | 93 | 955 | 5 |

ALL-TIME NCAA LEADERS

RUSHING YARDS

| Rk. | Name, School | Years | YDS |
|-----|--------------------------------------------|---------------|--------------|
| 1. | Ron Dayne, Wisconsin | 1996-97-98-99 | 6,397 |
| 2. | Ricky Williams, Texas | 1995-96-97-98 | 6,279 |
| 3. | Tony Dorsett, Pittsburgh | 1973-74-75-76 | 6,082 |
| 4. | DeAngelo Williams, Memphis | 2002-03-04-05 | 6,026 |
| 5. | Donnel Pumphrey, SDSU 2013-14-15-16 | | 5,853 |
| 6. | Charles White, USC | 1976-77-78-79 | 5,598 |
| 7. | Travis Prentice, Miami (OH) | 1996-97-98-99 | 5,596 |
| 8. | Cedric Benson, Texas | 2001-02-03-04 | 5,540 |
| 9. | Damion Felcher, So. Miss. | 2006-07-08-09 | 5,302 |
| 10. | LaDainian Tomlinson, TCU | 1997-98-99-00 | 5,263 |

RUSHING TOUCHDOWNS

| Rk. | Name, School | Years | TD |
|-----|-------------------------------|---------------|----|
| 1. | Keenan Reynolds, Navy | 2012-13-14-15 | 88 |
| 2. | Montee Ball, Wisconsin | 2009-10-11-12 | 77 |
| 3. | Travis Prentice, Miami (OH) | 1996-97-98-99 | 73 |
| 4. | Kenneth Dixon, Louisiana Tech | 2012-13-14-15 | 72 |
| 5. | Ricky Williams, Texas | 1995-96-97-98 | 72 |
| 6. | Cedric Benson, Texas | 2001-02-03-04 | 64 |
| | Anthony Thompson, Indiana | 1986-87-88-89 | 64 |
| 8. | Ron Dayne, Wisconsin | 1996-97-98-99 | 63 |
| 9. | Eric Crouch, Nebraska | 1998-99-00-01 | 59 |
| | Colin Kaepernick, Nevada | 2007-08-09-10 | 59 |

11. **Donnel Pumphrey, SDSU 2013-14-15-16** 58

OVERALL TOUCHDOWNS

| Rk. | Name, School | Years | TD |
|-----|-------------------------------|---------------|----|
| 1. | Keenan Reynolds, Navy | 2012-13-14-15 | 88 |
| 2. | Kenneth Dixon, Louisiana Tech | 2012-13-14-15 | 87 |
| 3. | Montee Ball, Wisconsin | 2009-10-11-12 | 83 |
| 4. | Travis Prentice, Miami (OH) | 1996-97-98-99 | 78 |
| 5. | Ricky Williams, Texas | 1995-96-97-98 | 75 |
| 6. | Taurean Henderson, Texas Tech | 2002-03-04-05 | 69 |
| 7. | Brock Forsey, Boise State | 1999-00-01-02 | 68 |
| 8. | Cedric Benson, Texas | 2001-02-03-04 | 67 |
| 9. | DeMarco Murray, Oklahoma | 2007-08-09-10 | 65 |
| | Anthony Thompson, Indiana | 1986-87-88-89 | 65 |

11. **Donnel Pumphrey, SDSU 2013-14-15-16** 63

ACTIVE CAREER NCAA DIVISION I LEADERS

RUSHING YARDS

| Rk. | Name, School | Cl. | GP | YDS |
|-----|---------------------------------------|------------|-----------|--------------|
| 1. | Donnel Pumphrey, SDSU | Sr. | 49 | 5,853 |
| 2. | Marcus Cox, Appalachian State | Sr. | 41 | 4,617* |
| 3. | Kareem Hunt, Toledo | Jr. | 45 | 4,396 |
| 4. | De'Angelo Henderson, Coastal Carolina | Sr. | 47 | 4,263* |
| 5. | Shock Linwood, Baylor | Sr. | 45 | 4,056 |

ALL-PURPOSE YARDS

| Rk. | Name, School | Cl. | GP | YDS |
|-----|---------------------------------------|------------|-----------|--------------|
| 1. | Donnel Pumphrey, SDSU | Sr. | 49 | 6,877 |
| 2. | Christian McCaffrey, Stanford | Jr. | 40 | 6,181 |
| 3. | Marcus Cox, Appalachian State | Sr. | 41 | 5,584* |
| 4. | Elijah McGuire, Louisiana-Lafayette | Sr. | 46 | 5,411 |
| 5. | De'Angelo Henderson, Coastal Carolina | Sr. | 47 | 5,134* |

TOTAL TOUCHDOWNS

| Rk. | Name, School | Cl. | GP | TDs |
|-----|---------------------------------------|------------|-----------|-----------|
| 1. | Donnel Pumphrey, SDSU | Sr. | 49 | 63 |
| 2. | De'Angelo Henderson, Coastal Carolina | Sr. | 47 | 58* |
| 3. | Marcus Cox, Appalachian State | Sr. | 41 | 57* |
| 4. | James Connor, Pittsburgh | Jr. | 35 | 49 |
| | Elijah McGuire, Louisiana-Lafayette | Sr. | 46 | 49 |

* includes stats while team was still in the FCS

2016 NCAA LEADERS

RUSHING YARDS

| Rk. | Name, School | Cl. | GP | Yards |
|-----|-------------------------------|------------|----------|--------------|
| 1. | Donnel Pumphrey, SDSU | Sr. | 9 | 1,581 |
| 2. | D'Onta Foreman, Texas | Jr. | 8 | 1,446 |
| 3. | Brian Hill, Wyoming | Jr. | 9 | 1,298 |
| 4. | Jeremy McNichols, Boise State | Jr. | 9 | 1,216 |
| 5. | Lamar Jackson, Louisville | So. | 9 | 1,181 |

RUSHING YARDS PER GAME

| Rk. | Name, School | Cl. | Yds. | RYPG |
|-----|-------------------------------|------------|--------------|---------------|
| 1. | D'Onta Foreman, Texas | Jr. | 1,446 | 180.75 |
| 2. | Donnel Pumphrey, SDSU | Sr. | 1,581 | 175.67 |
| 3. | Brian Hill, Wyoming | Jr. | 1,298 | 144.22 |
| 4. | Kamryn Pettway, Auburn | So. | 1,106 | 138.25 |
| 5. | Jeremy McNichols, Boise State | Jr. | 1,216 | 135.11 |

2016 NCAA LEADERS (CONTINUED)

ALL-PURPOSE YARDS PER GAME

| Rk. | Name, School | Cl. | Yds. | APYPG |
|-----|----------------------------------|------------|--------------|---------------|
| 1. | Carlos Henderson, Louisiana Tech | Jr. | 1,796 | 199.56 |
| 2. | Joe Mixon, Oklahoma | So. | 1,558 | 194.75 |
| 3. | Donnel Pumphrey, SDSU | Sr. | 1,732 | 192.44 |
| 4. | Christian McCaffrey, Stanford | Jr. | 1,521 | 190.13 |
| 5. | D'Onta Foreman, Texas | Jr. | 1,490 | 186.25 |

RUSHING TOUCHDOWNS

| Rk. | Name, School | Cl. | GP | TD |
|-----|---------------------------------|-----|----|----|
| 1. | Lamar Jackson, Louisville | Sr. | 9 | 19 |
| 2. | Anthony Wales, Western Kentucky | Sr. | 9 | 17 |
| 3. | Jeremy McNichols, Boise State | Jr. | 9 | 16 |
| 4. | Will Worth, Navy | Sr. | 8 | 15 |
| 5. | James Flanders, Tulsa | Sr. | 9 | 14 |

6. **Donnel Pumphrey, SDSU** Sr. 9 13

RUSHING YARDS PER CARRY (min. 150 att.)

| Rk. | Name, School | Cl. | Att. | RYPG |
|-----|-------------------------------|-----|------|------|
| 1. | Lamar Jackson, Louisville | So. | 162 | 7.29 |
| 2. | Aaron Jones, UTEP | Jr. | 164 | 7.12 |
| 3. | D'Onta Foreman, Texas | Jr. | 206 | 7.02 |
| 4. | T'Avius Mathers, Middle Tenn. | Sr. | 171 | 6.70 |
| 5. | James Flanders, Tulsa | Sr. | 164 | 6.59 |

6. **Donnel Pumphrey, SDSU** Sr. 244 6.48

TOTAL TOUCHDOWNS

| Rk. | Name, School | Cl. | GP | TD |
|-----|----------------------------------|-----|----|----|
| 1. | Jeremy McNichols, Boise State | Jr. | 9 | 20 |
| 2. | Lamar Jackson, Louisville | Sr. | 9 | 19 |
| 3. | Carlos Henderson, Louisiana Tech | Jr. | 9 | 17 |
| | Anthony Wales, Western Kentucky | Sr. | 9 | 17 |
| 5. | John Ross, Washington | Jr. | 9 | 16 |

13. **Donnel Pumphrey, SDSU** Sr. 9 13

SDSU RECORD BOOK

YARDS RUSHING/CAREER

| Rk. | Name, Seasons | Yards |
|-----|---------------------------------------|--------------|
| 1. | Donnel Pumphrey, 2013-14-15-16 | 5,853 |
| 2. | Marshall Faulk, 1991-92-93 | 4,589 |
| 3. | Larry Ned, 1998-99-00-01 | 3,562 |
| 4. | Ronnie Hillman, 2010-11 | 3,243 |
| 5. | Adam Muema, 2011-12-13 | 2,852 |

1,000-YARD RUSHING SEASONS/CAREER

| Rk. | Name, Seasons | Times |
|-----|---------------------------------|----------|
| 1. | Donnel Pumphrey, 2014-15 | 3 |
| | Marshall Faulk, 1991-92-93 | 3 |
| 3. | Adam Muema, 2012-13 | 2 |
| | Ronnie Hillman, 2010-11 | 2 |
| | Paul Hewitt, 1987-88 | 2 |

YARDS RUSHING/SEASON

| Rk. | Name, Season | Yards |
|-----|------------------------------|--------------|
| 1. | Donnel Pumphrey, 2014 | 1,867 |
| 2. | George Jones, 1995 | 1,842 |
| 3. | Ronnie Hillman, 2011 | 1,711 |
| 4. | Donnel Pumphrey, 2015 | 1,653 |
| 5. | Marshall Faulk, 1992 | 1,630 |
| 6. | Marshall Faulk, 1991 | 1,586 |
| 7. | Donnel Pumphrey, 2016 | 1,581 |

100-YARD RUSHING GAMES/CAREER

| Rk. | Name, Seasons | Games |
|-----|---------------------------------------|-----------|
| 1. | Donnel Pumphrey, 2013-14-15-16 | 30 |
| 2. | Marshall Faulk, 1991-92-93 | 23 |
| 3. | Ronnie Hillman, 2010-11 | 15 |
| 4. | Adam Muema, 2011-12-13 | 14 |
| | George Jones, 1995-96 | 14 |

100-YARD RUSHING GAMES/SEASON

| Rk. | Name, Season | Games |
|-----|------------------------------|-----------|
| 1. | Donnel Pumphrey, 2014 | 10 |
| 2. | Donnel Pumphrey, 2015 | 9 |
| | Ronnie Hillman, 2011 | 9 |
| | George Jones, 1995 | 9 |
| 5. | Donnel Pumphrey, 2016 | 8 |
| | Marshall Faulk, 1992 | 8 |
| | Marshall Faulk, 1991 | 8 |

SDSU RECORD BOOK (CONTINUED)

150-YARD RUSHING GAMES/CAREER

| Rk. | Name, Seasons | Games |
|-----|---------------------------------------|-----------|
| 1. | Marshall Faulk, 1991-92-93 | 16 |
| 2. | Donnel Pumphrey, 2013-14-15-16 | 13 |
| 3. | Ronnie Hillman, 2010-11 | 12 |
| 4. | George Jones, 1995-96 | 8 |
| 5. | Larry Ned, 1998-99-00-01 | 7 |

200-YARD RUSHING GAMES/CAREER

| Rk. | Name, Seasons | Games |
|-----|---------------------------------------|----------|
| 1. | Marshall Faulk, 1991-92-93 | 7 |
| 2. | Donnel Pumphrey, 2013-14-15-16 | 6 |
| 3. | Larry Ned, 1998-99-00-01 | 4 |
| | George Jones, 1995-96 | 4 |
| 5. | Ronnie Hillman, 2010-11 | 3 |

RUSHING TOUCHDOWNS/CAREER

| Rk. | Name, Seasons | TD |
|-----|---------------------------------------|-----------|
| 1. | Donnel Pumphrey, 2013-14-15-16 | 58 |
| 2. | Marshall Faulk, 1991-92-93 | 57 |
| 3. | Ronnie Hillman, 2010-11 | 36 |
| | Larry Ned, 1998-99-00-01 | 36 |
| 5. | Adam Muema, 2011-12-13 | 34 |
| | George Jones, 1995-96 | 34 |

RUSHING TOUCHDOWNS/SEASON

| Rk. | Name, Season | TD |
|-----|------------------------------|-----------|
| 1. | George Jones, 1995 | 23 |
| 2. | Marshall Faulk, 1993 | 21 |
| | Marshall Faulk, 1991 | 21 |
| 4. | Donnel Pumphrey, 2014 | 20 |
| 5. | Ronnie Hillman, 2011 | 19 |

7. **Donnel Pumphrey, 2015** 17

nr. **Donnel Pumphrey, 2016** 13

OVERALL TOUCHDOWNS/CAREER

| Rk. | Name, Seasons | TD |
|-----|---------------------------------------|-----------|
| 1. | Donnel Pumphrey, 2013-14-15-16 | 63 |
| 2. | Marshall Faulk, 1991-92-93 | 62 |
| 3. | Ronnie Hillman, 2010-11 | 38 |
| 4. | Adam Muema, 2011-12-13 | 36 |
| 5. | George Jones, 1995-96 | 34 |
| | Paul Hewitt, 1987-88 | 34 |

OVERALL POINTS/CAREER

| Rk. | Name, Seasons | Pts. |
|-----|---------------------------------------|------------|
| 1. | Donnel Pumphrey, 2013-14-15-16 | 378 |
| 2. | Marshall Faulk, 1991-92-93 | 376 |
| 3. | Andy Trakas, 1989-90-91-92 | 338 |
| 4. | Peter Holt, 1993-94-95-96 | 303 |
| 5. | Garrett Palmer, 2004-05-06-07 | 260 |

RECEIVING YARDS/RUNNING BACK/SEASON

| Rk. | Name, Season | Yards |
|-----|------------------------------|------------|
| 1. | Marshall Faulk, 1993 | 644 |
| 2. | David Turner, 1977 | 417 |
| 3. | Donnel Pumphrey, 2015 | 416 |
| 4. | Brandon Sullivan, 2010 | 383 |
| 5. | Don Roberts, 1982 | 380 |

ALL-PURPOSE YARDS/CAREER

| Rk. | Name, Seasons | Yards |
|-----|---------------------------------------|--------------|
| 1. | Donnel Pumphrey, 2013-14-15-16 | 6,877 |
| 2. | Marshall Faulk, 1991-92-93 | 5,595 |
| 3. | Darnay Scott, 1991-92-93 | 4,658 |
| 4. | Monty Gilbreath, 1986-87-88-89 | 4,608 |
| 5. | Colin Lockett, 2010-11-12-13 | 4,376 |

ALL-PURPOSE YARDS/SEASON

| Rk. | Name, Seasons | Yards |
|-----|------------------------------|--------------|
| 1. | Marshall Faulk, 1993 | 2,174 |
| 2. | Donnel Pumphrey, 2015 | 2,069 |
| 3. | Donnel Pumphrey, 2014 | 2,027 |
| 4. | Ronnie Hillman, 2011 | 1,981 |
| 5. | George Jones, 1995 | 1,961 |

10. **Donnel Pumphrey, 2016** 1,732



SAN DIEGO STATE ATHLETIC DEPARTMENT

NATIONAL RANKINGS

■ Highest Combined Football and Men's Basketball Winning Percentage Since the Start of 2010-11 Season*

| Rk. | School | W | L | Pct. |
|-----|------------------------|------------|-----------|--------------|
| 1. | Ohio State | 240 | 67 | 78.2% |
| 2. | Louisville | 233 | 73 | 76.1% |
| 3. | San Diego State | 229 | 74 | 75.6% |
| 4. | Wisconsin | 229 | 79 | 74.4% |
| 5. | Michigan State | 227 | 82 | 73.5% |
| 6. | Oregon | 226 | 82 | 73.4% |
| 7. | North Carolina | 223 | 87 | 71.9% |
| 8. | Duke | 217 | 86 | 71.6% |
| 9. | Arizona | 218 | 87 | 71.5% |
| 10. | Brigham Young | 211 | 91 | 69.9% |
| 11. | Baylor | 206 | 92 | 69.1% |
| 12. | Florida | 210 | 94 | 69.1% |
| 13. | Kentucky | 212 | 96 | 68.8% |
| 14. | Notre Dame | 203 | 93 | 68.6% |
| 15. | Boise State | 194 | 91 | 68.1% |
| 16. | Cincinnati | 199 | 94 | 67.9% |
| 17. | Alabama | 200 | 96 | 67.6% |
| 18. | Oklahoma | 194 | 94 | 67.4% |
| 19. | Florida State | 199 | 98 | 67.0% |
| 20. | Michigan | 200 | 99 | 66.9% |
| 21. | Syracuse | 199 | 99 | 66.8% |
| 22. | Stanford | 194 | 101 | 65.8% |
| 23. | Kansas | 196 | 108 | 64.5% |
| 24. | Louisiana Tech | 187 | 105 | 64.0% |
| 25. | Middle Tennessee | 182 | 105 | 63.4% |

* through games of Nov. 5, 2016

■ Highest Combined Football, Men's Basketball and Women's Basketball Winning Percentage Since the Start of 2011-12 Season*

| Rk. | School | W | L | Pct. |
|-----|------------------------|------------|------------|--------------|
| 1. | Baylor | 356 | 86 | 80.5% |
| 2. | Notre Dame | 344 | 93 | 78.7% |
| 3. | Louisville | 339 | 96 | 77.9% |
| 4. | Stanford | 321 | 111 | 74.3% |
| 5. | Connecticut | 325 | 114 | 74.0% |
| 6. | Duke | 313 | 111 | 73.8% |
| 7. | Kentucky | 310 | 120 | 72.1% |
| 8. | Michigan State | 306 | 120 | 71.8% |
| 9. | Ohio State | 304 | 120 | 71.7% |
| 10. | Brigham Young | 298 | 122 | 71.0% |
| 11. | Middle Tennessee | 288 | 121 | 70.4% |
| 12. | North Carolina | 302 | 129 | 70.1% |
| 13. | Maryland | 292 | 129 | 69.4% |
| 14. | Florida State | 281 | 135 | 67.5% |
| 15. | Syracuse | 285 | 137 | 67.5% |
| 16. | San Diego State | 275 | 136 | 66.9% |
| 17. | Oklahoma | 274 | 136 | 66.8% |
| 18. | South Carolina | 274 | 137 | 66.7% |
| 19. | Michigan | 275 | 145 | 65.5% |
| 20. | Texas A&M | 270 | 143 | 65.4% |
| 21. | Miami (FL) | 266 | 142 | 65.2% |
| 22. | Florida | 270 | 148 | 64.6% |
| 23. | Toledo | 254 | 143 | 64.0% |
| 24. | Oregon | 265 | 150 | 63.9% |
| 25. | Georgia | 256 | 145 | 63.8% |

* through games of Nov. 5, 2016



Aztecs Rising

Over the past several seasons, San Diego State has established itself as one of the premier athletic programs in the country.

- Since 2010, SDSU has had nine different athletic programs finish in the top 25 of an NCAA Championship — men's basketball (four times), women's basketball, men's golf (five times), women's soccer, softball (three times), men's tennis, women's indoor track and field (two times), women's outdoor track and field (five times) and water polo.
- Since the beginning of the 2012-13 academic year, SDSU has claimed 32 Mountain West championships, more than any other conference member during that span.
- SDSU is one of three teams in the country to have advanced to six straight bowl games and play in an NCAA sponsored men's basketball postseason event each of the last 11 seasons (also Brigham Young and Michigan State).

2016-17 Update

- **Cross Country (22-15, 2-0 MW)** - San Diego State finished with its third-best Mountain West Cross Country Championship 6K team time in 17 years en route to a ninth-place finish at the Mountain West Championships on Oct. 28. Their 1:53:09.8 team time was their 15th lowest since 2001 and third best this season. The time was also a 17:01.3 improvement from last season (2:10:11.1). Next up, San Diego State will compete at the NCAA West Regional (6K) in Sacramento, Calif., on Nov. 11.
- **Men's Soccer (9-4-4; 4-3-2 Pac-12)** - The nationally ranked men's soccer team currently sits third in the Pac-12 with 14 points after completing a season sweep over Washington for the first time in program history. Redshirt freshman Pablo Pelaez scored on a free kick in the waning seconds Sunday in Seattle, Wash. SDSU closes out the regular season 6 p.m. PT Thursday at UCLA and will await a possible bid into the NCAA tournament.
- **Women's Soccer (10-7-4; 6-2-3 Mountain West)** - San Diego State's season ended dramatically for the second straight season, as the Aztecs fell to UNLV in the Mountain West Tournament championship game on penalty kicks, 4-3. Senior midfielder Victoria Barba registered the ninth hat trick in SDSU hat trick in the game and was named to the All-Tournament team after her netting six goals over the course of the Championship, a league record. Also named to the All-Tournament team were senior defender Jen Rupey and junior defender Stacie Moran.
- **Volleyball (14-13; 6-7 Mountain West)** - San Diego State started out Mountain West play with a 4-1 record, but has lost six of its last eight outings, most recently dropping road matches at Fresno State and San Jose State by 3-1 scores. Up next, the Aztecs have a three-meet homestand against Colorado State, Wyoming and UNLV.

SAN DIEGO STATE FOOTBALL



Under the direction of sixth-year head coach Rocky Long, San Diego State has made a dramatic turnaround.

- SDSU is one of 25 schools nationally to appear in bowl games each of the last six seasons. San Diego State is one of only two California schools to appear in five consecutive bowl games (Stanford) and is one of only two current Mountain West schools to appear in bowl games in 2010, 2011, 2012, 2013, 2014 and 2015 (Boise State), and one of three from the "Group of 5" conferences (Boise State and Northern Illinois).
- With bowl game appearances in a school-record six straight seasons, the Aztecs have equaled their total number of bowls played in the 44 prior seasons (1966 through 2009).
- Long's impact has been felt almost immediately, first as the defensive coordinator in 2009-10 and then as the head coach since 2011. SDSU went without a winning season for the 10 straight years from 2000-09 when it won 32.2 percent of its games and owned one of the nation's worst records. Below is a look at the dramatic turnaround.

| Time | W-L (Pct.) | NCAA Rk. | Bowl Games | Winning Seasons |
|-------------------------------|--------------|----------|------------|-----------------|
| 2000-09 (Previous 10 Seasons) | 38-80 (.322) | 106 | 0 | 0 |
| Since 2010 | 60-28 (.682) | 19 | 6 | 6 |

- With 60 wins in their last 88 games (60-28 since the beginning of the 2010 campaign), the Aztecs have equaled their win total from the previous 160 games (60-100).
- The 52 victories from 2010-15 is the highest win-total over a six-year span since the Aztecs went 55-9-2 from 1972-77.

SDSU is one of three schools to play in six straight football bowl games and play in a NCAA sponsored men's basketball event (NCAA or NIT) each of the last 11 seasons.



SDSU is one of two California football teams - FBS or NFL - to reach the postseason in each of the last six seasons. SDSU is tied with USC for the second-best football record in California, trailing only Stanford, since the start of the 2010 campaign.



INSIDE THE NUMBERS

■ California Schools Football Winning Percentage / Since Fall of 2010

| Rk. | School | W | L | Pct. | Bowls |
|-----|------------------------|-----------|-----------|-------------|----------|
| 1. | Stanford | 72 | 18 | .800 | 6 |
| 2. | San Diego State | 60 | 28 | .682 | 6 |
| 3. | USC | 58 | 30 | .659 | 4 |
| 4. | UCLA | 50 | 38 | .568 | 5 |
| 5. | Fresno State | 42 | 46 | .477 | 4 |
| 6. | San José State | 35 | 50 | .412 | 2 |
| 7. | California | 33 | 50 | .398 | 2 |

■ Most Coaching Victories Through First Five Seasons / San Diego State

| Rk. | Coach | Wins | Seasons |
|-----|-------------------|-----------|-------------------------|
| 1. | Claude Gilbert | 45 | 1973-74-75-76-77 |
| 2. | Rocky Long | 43 | 2011-12-13-14-15 |
| 3. | Don Coryell | 38 | 1961-62-63-64-65 |
| 4. | Ted Tollner | 32 | 1994-95-96-97-98 |
| 5. | Al Luginbill | 31 | 1989-90-91-92-93 |

■ All-Time Mountain West Coaching Victories

| Rk. | Coach | Wins |
|-----|-------------------|------------|
| 1. | Rocky Long | 113 |
| 2. | Gary Patterson | 77 |
| 3. | Troy Calhoun | 73 |
| 4. | Sonny Lubick | 59 |
| 5. | Kyle Whittingham | 57 |

■ Current Mountain West Coaching Victories (counts only wins while at an MW school)

| Rk. | School | Wins |
|-----|-------------------|------------|
| 1. | Rocky Long | 113 |
| 2. | Troy Calhoun | 73 |
| 3. | Tim DeRuyter | 30 |
| | Bryan Harsin | 30 |
| 5. | Matt Wells | 28 |

LONG'S SITUATIONAL RECORD

| | |
|-------------------------|---------------|
| Overall | 116-93 |
| at San Diego State | 51-24 |
| at New Mexico | 65-69 |
| Home | 69-39 |
| San Diego, Calif. | 30-10 |
| Albuquerque, N.M. | 39-29 |
| Road | 45-50 |
| at San Diego State | 19-13 |
| Neutral | 2-4 |
| Scoring 41+ Points | 32-1 |
| Scoring 20+ Points | 114-38 |
| Allowing 20- Points | 70-13 |
| Conference Games | 76-50 |
| MW Games | 75-43 |
| 3-Point or Closer | 20-15 |
| 7-Point or Closer | 42-34 |

THE LONG FACTOR

Below is a look at the two seasons prior to Rocky Long joining the SDSU staff, the next two seasons in which he served as the Aztecs' defensive coordinator and the last five-plus seasons in which he is the head coach (and defensive coordinator):

| | | | |
|----------------------|----------------|--------------|--------------|
| Category | 2007-08 | 09-10 | 11-16 |
| Record | 6-18 | 13-12 | 51-24 |
| MW Record | 3-13 | 7-9 | 35-9 |
| Opp. PPG | 35.8 | 26.1 | 22.4 |
| Opp. Total Offense/G | 479.5 | 367.3 | 342.7 |

BOWL GAMES AS A COACH

| | |
|-------------------------------|------------------|
| San Diego State | UCLA |
| 2015 Hawai'i Bowl | 1998 Cotton Bowl |
| 2014 Poinsettia Bowl | |
| 2013 Famous Idaho Potato Bowl | |
| 2012 Poinsettia Bowl | |
| 2011 New Orleans Bowl | |
| 2010 Poinsettia Bowl | |

New Mexico

| |
|----------------------|
| 2007 New Mexico Bowl |
| 2006 New Mexico Bowl |
| 2004 Emerald Bowl |
| 2003 Las Vegas Bowl |
| 2002 Las Vegas Bowl |

MOUNTAIN WEST VICTORIES

| | | |
|------------|------------------------------|-------------|
| Rk. | Name, Team | Wins |
| 1. | Rocky Long, UNM-SDSU* | 113 |
| 2. | Gary Patterson, TCU | 77 |
| 3. | Troy Calhoun, Air Force* | 73 |
| 4. | Sonny Lubick, Colorado State | 59 |
| 5. | Kyle Whittingham, Utah | 57 |

Includes all victories while team was in the league since the inception of the MW.

* - indicates current active coach in the MW



ROCKY LONG

Three-Time Mountain West Coach of the Year (2002, 2012, 2015)

Sixth Season As San Diego State Head Coach (51-24) | Eighth Season As Def. Coord. At SDSU
17th Season Overall As Head Coach (116-93)

DID YOU KNOW?

- Was one of four NCAA players who visited U.S. servicemen in Vietnam in the summer of 1971, spending two weeks visiting different U.S. bases
- Bobby Knight paid Long a home visit and recruited the two-sport athlete to play basketball at Army
- Left New Mexico as the all-time leading rusher (2,071 yards) and threw just 23 interceptions in 30 career games

COACHING HIGHLIGHTS

- Has the most all-time victories in the Mountain West with 113 (three of his previous 116 wins came in the WAC).
- Was named the Mountain West Coach of the Year in 2002 and again in 2012.
- In his 16th season as a head coaching experience and has spent 18-plus seasons as a defensive coordinator.

AT SAN DIEGO STATE

- Became San Diego State's 18th head football coach on Jan. 12, 2011.
- Was the defensive coordinator at SDSU from 2009-10.
- In 2012, led the Aztecs to a share of the Mountain West title at 7-1. It was San Diego State's first Mountain West championship and first league title since 1998. The Aztecs then won the MW title last year, defeating Air Force, 27-24, in the MW Championship game.

COACHING PRIOR TO SAN DIEGO STATE

- Compiled a school-record 65 victories and led the Lobos to five bowl game appearances in his final seven seasons. His teams were bowl eligible in seven of his last eight campaigns.
- In his final nine seasons in Albuquerque, Long's defensive units ranked among the top 30 in fewest yards allowed six times and among the top 40 against the rush every year. In both 2001 and 2003, New Mexico's defense ranked fifth nationally in fewest rushing yards allowed per game.
- While at New Mexico, he coached 13 players selected in the NFL Draft, 10 players who earned All-America honors and had a MWC-high 34 first-team all-conference selections since 2003.
- Prior to accepting the head coaching position at New Mexico, Long served as defensive coordinator for 12 seasons at three different schools. He was the defensive coordinator for two years under Bob Toledo at UCLA in 1996-97, for five seasons at Oregon State from 1991-95, and for five campaigns at Wyoming from 1981-85.
- Also served as an assistant coach at TCU, with the CFL's British Columbia team and started his career at New Mexico as a graduate assistant coach in 1972.

PLAYING EXPERIENCE:

- Originally a defensive back, Long became a three-year starter at quarterback for the Lobos from 1969-71. He earned team most valuable player honors and was the Western Athletic Conference Offensive Player of the Year as a senior.
- Long played professionally in the CFL with British Columbia in 1972-73 and 1975-76. He also competed in the World Football League with the Detroit Wheels in 1974.
- Attended Alta Loma High School in Alta Loma, Calif.

PERSONAL:

- Both of Long's daughters are head coaches at the university level. Roxanne was hired in July of 2012 as the head women's basketball coach at Rogers State University (NAIA) in Claremore, Okla., after four years in the same position at Texas Lutheran (NCAA Division III). Hannah, meanwhile, is the head volleyball coach at Southwestern University, an NCAA Division III school in Georgetown, Texas. She is a four-time conference coach of the year, having compiled a 306-79 (.795) record in 10 years, including a pair of regional finals appearances in 2008 and 2009.

Rocky Long Head Coaching Record

| Year | Record | League | Finish | Home | Away | Neutral | Bowl Game |
|-----------------------|----------------------|--------------|----------------|--------------|--------------|------------|----------------------------------------------|
| 1998 | New Mexico 3-9 | 1-7 | 7th, WAC | 2-4 | 1-5 | | |
| 1999 | New Mexico 4-7 | 3-4 | T-5th, MW | 3-3 | 1-4 | | |
| 2000 | New Mexico 5-7 | 3-4 | T-5th, MW | 3-3 | 2-4 | | |
| 2001 | New Mexico 6-5 | 4-3 | T-3rd, MW | 4-2 | 2-3 | | |
| 2002 | New Mexico 7-7 | 5-2 | 2nd, MW | 5-1 | 2-5 | 0-1 | Las Vegas Bowl, UCLA (L, 13-27) |
| 2003 | New Mexico 8-5 | 5-2 | 2nd, MW | 5-2 | 3-2 | 0-1 | Las Vegas Bowl, Oregon State (L, 14-55) |
| 2004 | New Mexico 7-5 | 5-2 | 2nd, MW | 3-2 | 4-2 | 0-1 | Emerald Bowl, Navy (L, 19-34) |
| 2005 | New Mexico 6-5 | 4-4 | T-4th, MW | 2-3 | 4-2 | | |
| 2006 | New Mexico 6-7 | 4-4 | 5th, MW | 3-5 | 3-2 | | New Mexico Bowl, San José State (L, 12-20) |
| 2007 | New Mexico 9-4 | 5-3 | T-3rd, MW | 6-1 | 3-3 | | New Mexico Bowl, Nevada (W, 23-0) |
| 2008 | New Mexico 4-8 | 2-6 | T-6th, MW | 3-3 | 1-5 | | |
| UNM TOTALS | 65-69 | 41-41 | | 39-29 | 26-37 | 0-3 | 1-4 |
| Year | Record | League | Finish | Home | Away | Neutral | Bowl Game |
| 2011 | San Diego State 8-5 | 4-3 | 4th, MW | 4-3 | 4-1 | 0-1 | New Orleans Bowl, La.-Lafayette (L, 30-32) |
| 2012 | San Diego State 9-4 | 7-1 | T-1st, MW | 6-2 | 3-2 | | Poinsettia Bowl, Brigham Young (L, 6-23) |
| 2013 | San Diego State 8-5 | 6-2 | 2nd, MW-West | 3-3 | 4-2 | 1-0 | Famous Idaho Potato Bowl, Buffalo (W, 49-24) |
| 2014 | San Diego State 7-6 | 5-3 | T-1st, MW-West | 6-1 | 1-5 | | Poinsettia Bowl, Navy (L, 16-17) |
| 2015 | San Diego State 11-3 | 8-0 | 1st, MW | 6-1 | 4-2 | 1-0 | Hawai'i Bowl (W, 42-7) |
| 2016 | San Diego State 8-1 | 5-0 | | 5-0 | 3-1 | | |
| SDSU TOTALS | 51-24 | 35-9 | | 30-10 | 19-13 | 2-1 | 2-3 |
| OVERALL TOTALS | 116-93 | 76-50 | | 69-39 | 45-50 | 2-4 | 3-6 |

AZTEC COACHING STAFF



Rocky Long

FIELD

HC/Def. Coord., 6th Year (New Mexico '74)

- Named SDSU's head coach on Jan. 12, 2011, after serving two seasons as the defensive coordinator.
- Has 16 years of head coaching experience (New Mexico, 1998-2008) and 18 years service as a defensive coordinator (San Diego State, 2009-; UCLA, 1996-97; Oregon State, 1991-95; Wyoming, 1981-85).
- Owns the most victories of any Mountain West head coach in the league's history. Was named the league's coach of the year in 2002, 2012 and 2015.



Jeff Horton

FIELD

Assoc. HC/OC/RBs, 6th Year (Nevada '81)

- Spent the final five games of 2011 as the interim head coach at Minnesota, leading the Gophers to a 2-3 record (team was 1-6 before his promotion) with victories over bowl-bound Illinois and Iowa.
- Also had head coaching stints at UNLV (1994-98) and Nevada (1993).
- Started his collegiate coaching career in 1984 as a graduate assistant at Minnesota under legendary head coach Lou Holtz.



Bobby Hauck

FIELD

Assoc. HC/Special Teams Coord., 2nd Year (Montana '88)

- Enters his second season as SDSU's special teams coordinator and his first as an associate head coach.
- Served as a head coach from 2003-14, with stops at Montana (2003-09) and UNLV (2010-14).
- Has coached special teams in 23 of the past 24 seasons.
- Has coached in the Mountain West, Pac-12 (three different schools) in addition to his extensive experience in the FCS.



Zach Arnett

FIELD

Linebackers, 6th Year (New Mexico '09)

- Was promoted to linebackers coach in the spring of 2014 after spending three years as a defensive graduate assistant.
- Played collegiately for four seasons at New Mexico under current San Diego State head coach Rocky Long.
- Served as a team captain for the Lobos as a senior in 2008, helping UNM rank 36th nationally in rushing defense.
- Also excelled in the classroom, earning first-team Academic All-America honors in 2008.



Hunkie Cooper

FIELD

Wide Receivers, 2nd Year (UNLV '91)

- Previously served as the head coach at Canyon Springs High School (Las Vegas, Nev.) from 2009-14.
- Led CSHS to the Sunrise Region playoffs all six seasons and was a three-time Northeast Sunrise Divisional Coach-of-the-Year honoree.
- Was selected the fifth-greatest player in Arena Football League history by the league's Silver Anniversary Committee.
- Played under current offensive coordinator and associate head coach Jeff Horton at UNLV.



Danny Gonzales

FIELD

Safeties, 6th Year (New Mexico '98)

- Previously worked with SDSU head coach Rocky Long at New Mexico as a defensive graduate assistant (1999-02), a video coordinator (2003-05) and a special teams/safeties coach (2005-08).
- Coached Lobo place-kicker John Sullivan to consensus All-America honors in 2007.
- Earned three letterwinners as a punter and safety at UNM, where he won the Chuck Cummings Memorial Award for morale and spirit.



Ernie Lawson

FIELD

Defensive Line, 1st Year (San Diego State '10)

- Enters his first season at SDSU, coaching the offensive line.
- Served two seasons as a coach at the high school level.
- Was a graduate assistant at Michigan, working with the linebackers and defensive line.
- A San Diego State graduate and four-year letterwinner for SDSU from 2007-10, he captained the 2010 Aztecs as a senior and was an Honorable Mention All-Mountain West performer.



Blane Morgan

BOX

Quarterbacks, 2nd Year (Air Force '99)

- Previously coached 12 seasons at Air Force, including his final seven as the Falcons' offensive coordinator/quarterbacks coach.
- Helped the Falcons rank 24th in the nation in pass efficiency rating (139.1) and third in yards per completion (14.8) from 2007-14.
- Air Force made a bowl game in seven of the eight years he served as the offensive coordinator, while posting a 59-44 (.573 record).
- Is the only QB in AFA history to guide the Falcons to an outright conference title.



Mike Schmidt

FIELD

Offensive Line, 5th Year (San Diego St. '09)

- A 2009 graduate of San Diego State, who served as a graduate assistant coach in 2010 and 2011.
- Since joining the staff as a full-time assistant in 2012, SDSU ranks 20th nationally in rushing yardage per game (209.6).
- A former walk-on on the defensive line who earned four letters at SDSU from 2005-08 as an offensive lineman.
- Was a team captain as a senior.



Tony White

BOX

Cornerbacks/Recruiting, 8th Year (UCLA '02)

- Came to San Diego State after spending 2008 alongside current Aztec head coach Rocky Long at New Mexico. White was in charge of the Lobos' linebackers.
- In 2008, White coached two honorable mention all-conference linebackers in Zach Arnett and Herbert Felder.
- Was a three-year starter and four-year letterman at outside linebacker for UCLA from 1997-2000.

SAN DIEGO STATE ROSTER

| Alphabetical | | | Numerical | | | | | | | |
|--------------|-------------------------|------|-----------|------------------------|------|------|-----|-----|------|--------------------------------------------------------------------|
| No. | Name | Pos. | No. | Name | Pos. | Ht. | Wt. | Yr. | Exp. | Hometown (High School/College) |
| 72 | Achayo, Derrick | OL | 2 | Christian Cumberlander | WR | 6-3 | 205 | Jr. | 1L | West Point, Ga. (Jireh Prep (Matthews, N.C.)) |
| 9 | Agnew, Ryan | QB | 3 | Trey Lomax | S | 5-11 | 195 | Jr. | 2L | San Diego, Calif. (Mira Mesa High) |
| 97 | • Anderson III, Curtis | WR | 4 | Kendrick Mathis | WR | 6-0 | 195 | Sr. | 1L | Ventura, Calif. (Buena High) |
| 49 | Artopoulos, Troy | TE | 5 | Chase Favreau | WR | 6-1 | 200 | Jr. | 2L | Huntington Beach, Calif. (Edison High) |
| 33 | Baldwin, Parker | S | 6 | Mikah Holder | WR | 6-0 | 180 | Jr. | 2L | Oceanside, Calif. (Oceanside High) |
| 29 | • Baron II, John | K/P | 7 | Kameron Kelly | S | 6-2 | 195 | Jr. | 2L | Murphy, Texas (Wylie High) |
| 58 | Barrett, Alex | DL | 9 | Ryan Agnew | QB | 6-0 | 185 | Fr. | RS | Southlake, Texas (Carroll High) |
| 15 | Bawden, Nick | FB | 10 | Christian Chapman | QB | 6-0 | 200 | So. | 1L | Carlsbad, Calif. (Carlsbad High) |
| 66 | Bécar, Jordan | OL | 10 | Jeff Clay | S | 6-0 | 195 | Fr. | RS | Lancaster, Calif. (Antelope Valley High) |
| 50 | Bernard, Turner | LS | 11 | Will Stricklin II | S | 6-0 | 200 | Fr. | HS | San Marcos, Calif. (Mission Hills High) |
| 30 | Binkley, Garrett | CB | 12 | Malik Smith | S | 6-0 | 190 | Sr. | 3L | Compton, Calif. (Dominguez High) |
| 91 | Blain, Tanner | P | 13 | Daniel Prieto | QB | 5-11 | 165 | So. | TR | Simi Valley, Calif. (Newbury Park High/El Camino College) |
| 96 | • Boudreau, Neil | P | 14 | Parie Dedeaux | S | 6-1 | 180 | Fr. | HS | Los Angeles, Calif. (Dorsey High) |
| 49 | • Bringuel, Josh | LB | 14 | Mason Hall | QB | 6-3 | 195 | Fr. | RS | Smyrna, Tenn. (Stewarts Creek High) |
| 17 | • Brown, Casey | QB | 15 | Nick Bawden | FB | 6-3 | 240 | Jr. | 1L | Los Gatos, Calif. (Los Gatos High) |
| 96 | • Browne, Thomas | DL | 16 | Dwayne Parchment | S | 5-11 | 195 | Fr. | RS | Fontana, Calif. (Kaiser High) |
| 89 | Brunskill, Daniel | OL | 17 | Ron Smith | CB | 6-0 | 170 | Fr. | RS | Oakland, Calif. (St. Mary's High) |
| 48 | • Cabrera, Israel | S | 17 | Casey Brown | QB | 6-0 | 170 | Fr. | HS | La Jolla, Calif. (La Jolla High) |
| 37 | • Cabrera, Liam | WR | 18 | Trenton Thompson | S | 6-2 | 185 | Fr. | HS | Palm Springs, Calif. (Palm Springs High) |
| 34 | • Carroll, John | LB | 18 | Jimmy Walker | QB | 6-3 | 215 | Jr. | TR | Redlands, Calif. (Redlands High/Cerritos College) |
| 42 | Cassidy, Troy | LB | 19 | Donnel Pumphrey | RB | 5-9 | 180 | Sr. | 3L | Las Vegas, Nev. (Canyon Springs High) |
| 86 | Chaney, Jerry | WR | 20 | Rashaad Penny | RB | 5-11 | 220 | Jr. | 2L | Norwalk, Calif. (Norwalk High) |
| 10 | • Chapman, Christian | QB | 21 | Na'im McGee | S | 6-0 | 200 | Sr. | 2L | Oakland, Calif. (Saint Mary's High/Diablo Valley College) |
| 68 | Cheatum, Myles | DL | 22 | Chase Jasmin | RB | 5-11 | 185 | Fr. | HS | Agoura Hills, Calif. (Westlake High) |
| 10 | • Clay, Jeff | S | 22 | Kalan Montgomery | CB | 6-1 | 185 | Jr. | 2L | Compton, Calif. (Dominguez High) |
| 2 | Cumberlander, Christian | WR | 23 | Damontae Kazez | CB | 5-11 | 190 | Sr. | 3L | San Bernardino, Calif. (Cajon High) |
| 14 | • Dedeaux, Parie | S | 26 | Marcus Stamps | RB | 6-1 | 215 | Jr. | 2L | Los Angeles, Calif. (Jefferson High) |
| 79 | Dixon, Daishawn | OL | 27 | Kyree Woods | CB | 6-0 | 175 | Fr. | HS | Mesa, Ariz. (Chandler High) |
| 48 | • Dodds, Taylor | WR | 29 | John Baron II | K/P | 5-11 | 190 | So. | SQ | Temecula, Calif. (Chaparral High) |
| 57 | • Dunn, Ryan | LB | 29 | Juwan Washington | RB | 5-7 | 190 | Fr. | RS | Kennedale, Texas (Kennedale High) |
| 47 | • Ellis, Marc | WR | 30 | Garrett Binkley | CB | 5-9 | 170 | Fr. | RS | Ramona, Calif. (Ramona High) |
| 5 | Favreau, Chase | WR | 32 | Taylor Hawkins | CB | 6-1 | 185 | Fr. | HS | Palm Springs, Calif. (Palm Springs High) |
| 63 | Fincher, Trenton | OL | 33 | Parker Baldwin | S | 6-2 | 215 | So. | 1L | Siloam Springs, Ark. (Siloam Springs High) |
| 80 | Fitzpatrick, Brandon | S | 34 | John Carroll | LB | 6-2 | 225 | Fr. | RS | Santa Clarita, Calif. (St. Francis High) |
| 70 | Flores, Arthur | OL | 34 | Isaac Lessard | FB | 6-3 | 230 | Fr. | RS | Sacramento, Calif. (Jesuit High) |
| 94 | Gardner, Jondarius | DL | 35 | Kevin Walcott | CB | 5-11 | 195 | Jr. | 1L | Los Angeles, Calif. (Washington Prep High) |
| 62 | Gerhard, Nick | OL | 35 | Grady Vazquez | FB | 6-1 | 225 | Fr. | HS | Ramona, Calif. (Ramona High) |
| 14 | • Hall, Mason | QB | 36 | Josh Hill | WR | 5-9 | 180 | So. | HS | Los Angeles, Calif. (Dorsey High) |
| 95 | Hall, Noble | DL | 36 | Keoni Stallworth | S | 6-1 | 190 | Fr. | HS | Elk Grove, Calif. (Cosumnes Oaks High) |
| 99 | Hanlon, Forrest | DL | 37 | Liam Cabrera | WR | 5-10 | 190 | Fr. | RS | Canyon Country, Calif. (Canyon High) |
| 53 | • Harper, Temerick | LB | 37 | Dwayne Johnson, Jr. | S | 6-2 | 190 | Fr. | HS | Murrieta, Calif. (Vista Murrieta High) |
| 32 | Hawkins, Tayler | CB | 38 | Dru Mathis | LB | 6-3 | 205 | Fr. | HS | Ventura, Calif. (Buena High) |
| 46 | Henderson, Jay | DL | 38 | Alex Valenzuela | FB | 6-0 | 240 | Fr. | HS | Chula Vista, Calif. (Otay Ranch High) |
| 36 | • Hill, Josh | WR | 39 | Ronley Lakalaka | LB | 6-0 | 235 | So. | 1L | Kalihi, Hawaii (Punahou High) |
| 47 | • Himphill, Kaelin | LB | 40 | Randy Ricks | LB | 6-5 | 230 | Sr. | 1L | Las Vegas, Nev. (Legacy High/Arizona Western Community College) |
| 6 | Holder, Mikah | WR | 41 | Dominic Rose | WR | 6-2 | 190 | Fr. | RS | King City, Calif. (King City High) |
| 82 | Houston, Parker | TE | 41 | Dakota Turner | FB | 6-3 | 250 | Jr. | 2L | Mililani, Hawaii (Mililani High) |
| 60 | Ismael, Keith | OL | 42 | Troy Cassidy | LB | 6-3 | 210 | Fr. | HS | Carlsbad, Calif. (Carlsbad High) |
| 22 | • Jasmin, Chase | RB | 43 | Austin Wyatt-Thayer | LB | 6-5 | 230 | Sr. | 1L | Paradise, Calif. (Paradise High/Sierra College) |
| 37 | • Johnson, Jr., Dwayne | S | 43 | Kaylen Williams | WR | 6-4 | 180 | Fr. | HS | Los Angeles, Calif. (Cathedral High) |
| 81 | Judge, Eric | WR | 44 | Kyahva Tezino | LB | 6-0 | 230 | Fr. | RS | Los Angeles, Calif. (Salesian High) |
| 23 | Kazez, Damontae | CB | 44 | Chad Woolsey | RB | 6-1 | 205 | So. | TR | Vista, Calif. (Rancho Buena Vista High/Santa Barbara City College) |
| 59 | • Kelley, Kyle | DL | 45 | Tyler Wormhoudt | RB | 6-1 | 205 | Fr. | HS | Mammoth Lakes, Calif. (Mammoth Lakes High) |
| 7 | Kelly, Kameron | S | 46 | Jay Henderson | DL | 6-2 | 230 | Jr. | 2L | Phelan, Calif. (Serrano High) |
| 64 | Krum, Ryan | OL | 47 | Kaelin Himphill | LB | 6-2 | 225 | Fr. | HS | Hillsboro, Ore. (Liberty High) |
| 39 | Lakalaka, Ronley | LB | 47 | Marc Ellis | WR | 6-0 | 190 | Jr. | TR | Granite Bay, Calif. (Granite Bay High/American River College) |
| 34 | • Lessard, Isaac | FB | 48 | Israel Cabrera | S | 5-10 | 180 | Fr. | RS | Canyon Country, Calif. (Canyon High) |
| 3 | Lomax, Trey | S | 48 | Taylor Dodds | WR | 6-2 | 190 | Fr. | RS | Lake Forest, Calif. (El Toro High) |
| 92 | Macklin, Isiah | WR | 49 | Troy Artopoulos | TE | 6-3 | 230 | Fr. | HS | Orcutt, Calif. (Righetti High) |
| 38 | • Mathis, Dru | LB | 49 | Josh Bringuel | LB | 6-4 | 225 | Fr. | HS | San Jose, Calif. (Bellarmine Prep) |
| 4 | Mathis, Kendrick | WR | 50 | Turner Bernard | LS | 6-1 | 200 | Fr. | HS | Glendale, Ariz. (Mountain Ridge High) |
| 21 | McGee, Na'im | S | 51 | Zachary Oblea | OL | 6-2 | 260 | Fr. | HS | San Juan Capistrano, Calif. (San Juan Hills High) |
| 75 | Miller, Kwayde | OL | 51 | Sam Tai | DL | 6-3 | 280 | Sr. | SQ | Henderson, Nev. (Liberty High/UCLA) |
| 22 | • Montgomery, Kalan | CB | 52 | Tyler Morris | LB | 6-3 | 225 | Jr. | 1L | Henderson, Nev. (Foothill High) |
| 61 | Moore, Damon | DL | 53 | Douglas Tucker II | OL | 6-5 | 300 | Fr. | HS | Dallas, Texas (Parish Episcopal High) |
| 52 | Morris, Tyler | LB | 53 | Temerick Harper | LB | 6-1 | 225 | Jr. | TR | Fontana, Calif. (Carter High/San Bernardino Valley College) |
| 54 | Munson, Calvin | LB | 54 | Calvin Munson | LB | 6-1 | 245 | Sr. | 3L | St. Charles, Mo. (Francis Howell High) |
| 98 | Murphy, Reggie | OL | 55 | Chibu Onyeukwu | DL | 6-4 | 240 | Jr. | TR | Pittsburg, Calif. (Deer Valley High/Contra Costa College) |
| 57 | • O'Brien, Dominic | LB | 56 | Nico Stragusa | OL | 6-5 | 330 | Sr. | 3L | Chula Vista, Calif. (Mater Dei Catholic High) |
| 51 | • Oblea, Zachary | OL | 57 | Ryan Dunn | LB | 6-3 | 230 | Jr. | 1L | Alamo, Calif. (San Ramon Valley High/Univ. of Arizona) |

Numerical

| No. | Name | Pos. | Ht. | Wt. | Yr. | Exp. | Hometown (High School/College) |
|-----|---------------------|------|------|-----|-----|------|-----------------------------------------------------------------|
| 57 | Dominic O'Brien | OL | 6-4 | 290 | Fr. | RS | San Pedro, Calif. (San Pedro High/Southern Utah) |
| 58 | Alex Barrett | DL | 6-3 | 255 | Sr. | 3L | Mesa, Ariz. (Desert Ridge High) |
| 59 | Kyle Kelley | DL | 6-3 | 260 | Sr. | 1L | Irvine, Calif. (Woodridge High/Saddleback JC) |
| 59 | Conor Perkins | K | 5-11 | 170 | Fr. | HS | Henderson, Nev. (Green Valley High) |
| 60 | Keith Ismael | OL | 6-3 | 310 | Fr. | HS | Daly City, Calif. (Sacred Heart Cathedral Prep) |
| 61 | Damon Moore | DL | 6-4 | 245 | So. | SQ | Novato, Calif. (San Marin High) |
| 62 | Nick Gerhard | OL | 6-5 | 300 | Fr. | RS | Arlington, Texas (Mansfield Timberview High) |
| 63 | Trenton Fincher | OL | 6-8 | 340 | Fr. | HS | Grand Rapids, Mich. (East Kentwood High) |
| 64 | Ryan Krum | OL | 6-4 | 320 | Sr. | SQ | San Diego, Calif. (Valhalla High/UAB) |
| 65 | Sergio Phillips | DL | 6-2 | 295 | Jr. | 2L | DeSoto, Texas (DeSoto High) |
| 66 | Jordan Bécar | OL | 6-4 | 315 | Fr. | HS | San Bernadino, Calif. (Cajon High) |
| 67 | Antonio Rosales | OL | 6-4 | 295 | Jr. | 1L | Tucson, Ariz. (Tucson Magnet High) |
| 68 | Myles Cheatum | DL | 6-2 | 265 | Fr. | RS | Cedar Park, Texas (Cedar Park High) |
| 69 | Ryan Simmons | LS | 6-1 | 210 | Fr. | RS | Dana Point, Calif. (Dana Hills High) |
| 70 | Arthur Flores | OL | 6-5 | 305 | Sr. | 1L | Denver, Colo. (J.K. Mullen High) |
| 71 | Daniel Brunskill | OL | 6-5 | 260 | Sr. | 3L | Valley Center, Calif. (Valley Center High) |
| 72 | Derrick Achayo | OL | 6-4 | 285 | Jr. | TR | Roseville, Calif. (Oakmont High/Sierra College) |
| 73 | Alfonso Solis | OL | 6-2 | 280 | Fr. | RS | Oxnard, Calif. (Channel Islands High) |
| 74 | Tyler Roemer | OL | 6-7 | 305 | Fr. | HS | Fernley, Nev. (Fernley High) |
| 75 | Kwayde Miller | OL | 6-7 | 315 | Sr. | 1L | Ramona, Calif. (Ramona High) |
| 76 | Zach Thomas | OL | 6-5 | 270 | Fr. | HS | Carlsbad, Calif. (Carlsbad High) |
| 77 | Ryan Pope | OL | 6-7 | 325 | So. | RS | Long Beach, Calif. (Lakewood High/Long Beach City College) |
| 78 | Joe Salcedo | OL | 6-7 | 295 | So. | 1L | Santa Barbara, Calif. (Bishop Diego High) |
| 79 | Daishawn Dixon | OL | 6-5 | 340 | Fr. | RS | San Antonio, Texas (William Howard Taft HS) |
| 80 | Brandon Fitzpatrick | S | 6-3 | 190 | Fr. | RS | Ramona, Calif. (Ramona High) |
| 81 | Eric Judge | WR | 6-1 | 195 | Sr. | 3L | San Diego, Calif. (San Diego High) |
| 82 | Parker Houston | TE | 6-3 | 240 | Fr. | HS | Sparks, Nev. (Edward C. Reed High) |
| 83 | Kyle Spalding | TE | 6-6 | 270 | Fr. | HS | McKinleyville, Calif. (McKinleyville High) |
| 84 | Darryl Richardson | TE | 6-5 | 255 | Jr. | SQ | Seffner, Fla. (Armwood High) |
| 85 | Quest Truxton | WR | 6-0 | 180 | Jr. | TR | Newport Harbor, Calif. (Newport Beach High/Golden West College) |
| 86 | Jerry Chaney | WR | 6-0 | 190 | Fr. | RS | Rancho Cucamonga, Calif. (Rancho Cucamonga High) |
| 87 | Kahale Warring | TE | 6-6 | 245 | Fr. | RS | Sonora, Calif. (Sonora High) |
| 88 | David Wells | TE | 6-5 | 255 | Jr. | 2L | Clovis, Calif. (Clovis North High) |
| 90 | Julian Rochelin | DL | 6-5 | 245 | So. | 1L | Woodland Hills, Calif. (El Camino Real High) |
| 91 | Tanner Blain | P | 6-0 | 205 | Sr. | 1L | Lindenhurst, Ill. (Lake Community High/El Camino College) |
| 92 | Isiah Macklin | WR | 6-5 | 200 | Fr. | HS | Las Vegas, Nev. (Green Valley High) |
| 93 | Timothy Wilson, Jr. | WR | 6-4 | 190 | Fr. | HS | Plano, Texas (Plano East High) |
| 94 | Jondarius Gardner | DL | 6-4 | 295 | Jr. | TR | Pensacola, Fla. (Pine Forest HS/Mesa Community College) |
| 95 | Noble Hall | DL | 6-3 | 265 | So. | 1L | Las Vegas, Nev. (Valley High) |
| 96 | Thomas Browne | DL | 6-4 | 255 | Fr. | RS | San Diego, Calif. (St. Augustine High) |
| 96 | Neil Boudreau | P | 6-3 | 200 | Fr. | HS | Irvine, Calif. (University High) |
| 97 | Curtis Anderson III | WR | 6-3 | 200 | Sr. | 1L | Palmdale, Calif. (Pete Knight High/Antelope Valley College) |
| 97 | Jay Williams | DL | 6-3 | 240 | Fr. | HS | Moreno Valley, Calif. (Nuview Bridge Early College High) |
| 98 | Reggie Murphy | LB | 6-5 | 250 | Fr. | RS | Menifee, Calif. (Heritage High) |
| 99 | Forrest Hanlon | DL | 6-2 | 240 | Fr. | HS | Lemon Grove, Calif. (Helix High) |

Alphabetical

| No. | Name | Pos. |
|-----|------------------------|------|
| 55 | Onyeukwu, Chibu | DL |
| 16 | Parchment, Dwayne | S |
| 20 | Penny, Rashaad | RB |
| 59 | • Perkins, Conor | K |
| 65 | Phillips, Sergio | DL |
| 77 | Pope, Ryan | OL |
| 13 | Prieto, Daniel | QB |
| 19 | Pumphrey, Donnel | RB |
| 84 | Richardson, Darryl | TE |
| 40 | Ricks, Randy | LB |
| 90 | Rochelin, Julian | DL |
| 74 | Roemer, Tyler | OL |
| 67 | Rosales, Antonio | OL |
| 41 | • Rose, Dominic | WR |
| 78 | Salcedo, Joe | OL |
| 69 | • Simmons, Ryan | LS |
| 56 | Siragusa, Nico | OL |
| 12 | Smith, Malik | S |
| 17 | • Smith, Ron | CB |
| 73 | Solis, Alfonso | OL |
| 83 | Spalding, Kyle | TE |
| 36 | • Stallworth, Keoni | S |
| 26 | Stamps, Marcus | RB |
| 11 | Stricklin II, Will | S |
| 51 | • Tai, Sam | DL |
| 44 | Tezino, Kyahva | LB |
| 76 | Thomas, Zachary | OL |
| 18 | • Thompson, Trenton | S |
| 85 | • Truxton, Quest | WR |
| 53 | • Tucker II, Douglas | OL |
| 41 | • Turner, Dakota | FB |
| 38 | • Valenzuela, Alex | FB |
| 35 | • Vazquez, Grady | FB |
| 35 | • Walcott, Kevin | CB |
| 18 | • Walker, Jimmy | QB |
| 87 | Warring, Kahale | TE |
| 29 | • Washington, Juwan | RB |
| 88 | Wells, David | TE |
| 97 | • Williams, Jay | DL |
| 43 | • Williams, Kaylen | WR |
| 93 | Wilson, Jr., Timothy | WR |
| 27 | Woods, Kyree | CB |
| 44 | • Woolsey, Chad | RB |
| 45 | Wormhoudt, Tyler | RB |
| 43 | • Wyatt-Thayer, Austin | LB |

• - Duplicate Number

THE COACHING STAFF

Rocky Long (New Mexico '74) Head Coach/Defensive Coordinator, 6th season as head coach at SDSU/8th overall; **Jeff Horton** (Nevada '81) Associate Head Coach/Offensive Coordinator/Running Backs, 2nd season as offensive coordinator/6th overall; **Bobby Hauck** (Montana '87) Associate Head Coach/Special Teams Coordinator, 2nd season; **Zach Arnett** (New Mexico '09) Linebackers, 3rd season/6th overall; **Hunkie Cooper** (UNLV '91) Wide Receivers, 2nd season; **Danny Gonzales** (New Mexico '98) Safeties, 6th season; **Ernie Lawson** (San Diego State '10) Defensive Line, 1st season; **Blane Morgan** (Air Force '99) Quarterbacks, 2nd season; **Mike Schmidt** (San Diego State '09) Offensive Line, 5th season/7th overall; **Tony White** (UCLA '02) Cornerbacks/Recruiting Coordinator, 8th season; **Kevin McGarry** (USD '79) Director of Player Personnel, 3rd season/6th overall; **Adam Hall** (San Diego State '05) Assistant Athletic Director for Strength & Conditioning, 5th season; **Jashon Sykes** (Colorado '02) Assistant Athletic Director - Football Operations, 4th season; **Jake Laudenslayer** (Cal Lutheran '11) Graduate Assistant, 3rd season; **Zach Shultis** (Cal Lutheran, 2012), Graduate Assistant, 3rd season; **Zach Shapiro** (San Diego State, 2010), Graduate Assistant, 2nd season; **Demetrius Sumler** (Colorado) Graduate Assistant, 1st season; **Derrick Baker** (San Diego State, 2014), Assistant Strength & Conditioning, 1st season

PRONUNCIATION GUIDE

| | | | | | |
|-------------------------|-----------------|------------------------|-------------------------|--------------------------|-----------------------|
| No. 5 Chase Favreau | FAHV-row | No. 39 Ronley Lakalaka | ron-LEE LOCK-AH-LOCK-AH | No. 78 Joe Salcedo | sal-SEE-do |
| No. 12 Malik Smith | Mah-LEEK | No. 44 Kyahva Tezino | Key-AH-va Tah-ZEENO | No. 87 Kahale Warring | Kah-HALL-ay WHERE-ing |
| No. 14 Parie Dedeaux | PARE-ee Duh-DOE | No. 45 Fred Melifonwu | Mel-ah-FAWN-wu | No. 90 Julian Rochelin | ROSH-ah-lin |
| No. 21 Na'im McGee | NYE-eeM | No. 51 Sam Tai | TIE | No. 94 Jondarius Gardner | JOHN-dare-ee-iss |
| No. 22 Kalan Montgomery | KAY-len | No. 55 Chibu Onyeukwu | CHEE-boo On-YOU-koo | | --- |
| No. 23 Damontae Kazee | KAY-zee | No. 56 Nico Siragusa | KNEE-co SARA-goose-ah | Bobby Hauck | HOWK |
| No. 31 Derek Babish | BAB-ish | No. 62 Nick Gerhard | GAIR-hard | Jashon Sykes | JAY-shawn |
| No. 34 Issac Lessard | less-ARD | No. 72 Derrick Achayo | Ah-CHY-oh | | |
| No. 36 Keoni Stallworth | KEY-ah-knee | No. 75 Kwayde Miller | KWAYD | | |

SDSU DEPTH CHART vs. NEVADA

Players in red are returning starters from the 2015 season. Underlined players are newcomers or freshmen who redshirted last year.

OFFENSE

| LEFT TACKLE (LT) | GP | GS |
|-----------------------------------------------------|-----------|-----------------|
| 75 Kwayde Miller, 6-7, 315, Sr.* | 26 | 23 |
| <u>74 Tyler Roemer, 6-7, 305, Fr.-HS</u> | 0 | 0 |
| LEFT GUARD (LG) | GP | GS |
| 56 Nico Siragusa, 6-5, 330, Sr.*** | 49 | 37 |
| <u>60 Keith Ismael, 6-3, 310, Fr.-HS</u> | 0 | 0 |
| CENTER (C) | GP | GS |
| 70 Arthur Flores, 6-5, 305, Sr.* | 23 | 23 |
| <u>62 Nick Gerhard, 6-5, 300, Fr.-RS</u> | 4 | 0 |
| RIGHT GUARD (RG) | GP | GS |
| 67 Antonio Rosales, 6-4, 295, Jr.* | 15 | 9 |
| 79 Daishawn Dixon, 6-5, 340, Fr.-RS | 9 | 0 |
| RIGHT TACKLE (RT) | GP | GS |
| 71 Daniel Brunskill, 6-5, 260, Sr.*** | 49 | 27 [^] |
| 77 Ryan Pope, 6-7, 325, So.-SQ | 7 | 0 |
| [^] - First 40 GP (and 18 GS) at tight end | | |
| WIDE RECEIVER (X) | GP | GS |
| 97 Curtis Anderson III, 6-3, 200, Sr.* | 16 | 3 |
| 81 Eric Judge, 6-1, 195, Sr.*** | 48 | 11 |
| RUNNING BACK (RB) | GP | GS |
| 19 Donnel Pumphrey, 5-9, 180, Sr.*** | 49 | 36 |
| 20 Rashaad Penny, 5-11, 220, Jr.** | 36 | 4 |
| QUARTERBACK (QB) | GP | GS |
| 10 Christian Chapman, 6-0, 200, So.* | 18 | 11 |
| 9 Ryan Agnew, 6-0, 185, Fr.-RS | 5 | 0 |
| FULLBACK (FB) | GP | GS |
| 15 Nick Bawden, 6-3, 240, Jr.* | 22 | 8 [^] |
| <u>34 Isaac Lessard, 6-3, 230, Fr.-RS</u> | 6 | 0 |
| [^] - 2 GS at quarterback | | |
| TIGHT END (TE) | GP | GS |
| 88 David Wells, 6-5, 255, Jr.** | 35 | 9 |
| <u>82 Parker Houston, 6-3, 240, Fr.-HS</u> | 5 | 3 |
| WIDE RECEIVER (Z) | GP | GS |
| 6 Mikah Holder, 6-0, 180, Jr.** | 32 | 19 |
| <u>85 Quest Truxton, 6-0, 180, Jr.-TR</u> | 9 | 0 |

SPECIAL TEAMS

| PUNTER (P) | GP | GS |
|--------------------------------------------|-----------|-----------|
| 91 Tanner Blain, 6-0, 205, Sr.* | 23 | 23 |
| <u>96 Neil Boudreau, 6-3, 200, Fr.-HS</u> | 0 | 0 |
| PLACEKICKER (PK) | GP | GS |
| 29 John Baron II, 5-11, 190, So.-SQ | 9 | 9 |
| <u>59 Conor Perkins, 5-11, 170, Fr.-HS</u> | 0 | 0 |
| KICKOFFS (KO) | GP | GS |
| 29 John Baron II, 5-11, 190, So.-SQ | 9 | 9 |
| <u>59 Conor Perkins, 5-11, 170, Fr.-HS</u> | 0 | 0 |
| HOLDER (H) | GP | GS |
| 91 Tanner Blain, 6-0, 205, Sr.* | 23 | 23 |
| 5 Chase Favreau, 6-1, 200, Jr.** | 27 | 0 |

DEFENSE

| DEFENSIVE END (DE) | GP | GS |
|-------------------------------------------------------------------|-----------|--------------------|
| 59 Kyle Kelley, 6-3, 260, Sr.* | 35 | 11 |
| 41 Dakota Turner, 6-3, 250, Jr.** | 27 | 3 ^{&} |
| <i>& - First 3 GP this year (and starts) came at fullback</i> | | |
| DEFENSIVE TACKLE (DT) | GP | GS |
| 95 Noble Hall, 6-3, 265, So.* | OR | 20 |
| 65 Sergio Phillips, 6-2, 295, Jr.** | 24 | 0 |
| DEFENSIVE END (DE) | GP | GS |
| 58 Alex Barrett, 6-3, 255, Sr.*** | 45 | 33 |
| 90 Julian Rochelin, 6-5, 245, So.* | 20 | 0 |
| LINEBACKER (LB) | GP | GS |
| 54 Calvin Munson, 6-1, 245, Sr.*** | 47 | 36 |
| <u>53 Tamerick Harper, 6-1, 225, Jr.-TR</u> | 2 | 0 |
| MIDDLE LINEBACKER (MLB) | GP | GS |
| 57 Ryan Dunn, 6-3, 230, Jr.* | 22 | 18 |
| 46 Jay Henderson, 6-2, 230, Jr.** | 24 | 0 |
| LINEBACKER (LB) | GP | GS |
| 39 Ronley Lakalaka, 6-0, 235, So.* | OR | 20 |
| 43 Austin Wyatt-Thayer, 6-5, 230, Sr.* | 21 | 2 |
| CORNERBACK (CB) | GP | GS |
| <u>17 Ron Smith, 6-0, 170, Fr.-RS</u> | 9 | 1 |
| <u>27 Kyree Woods, 6-0, 175, Fr.-HS</u> | 2 | 0 |
| WARRIOR (WAR) | GP | GS |
| 12 Malik Smith, 6-0, 190, Sr.*** | 48 | 36 |
| <u>18 Trenton Thompson, 6-2, 185, Fr.-HS</u> | 3 | 0 |
| AZTEC (AZ) | GP | GS |
| 33 Parker Baldwin, 6-2, 215, So.* | 23 | 4 |
| 3 Trey Lomax, 5-11, 195, Jr.** | 26 | 22 |
| WARRIOR (WAR) | GP | GS |
| 3 Trey Lomax, 5-11, 195, Jr.** | OR | 26 |
| 7 Kameron Kelly, 6-2, 195, Jr.** | 28 | 13 |
| CORNERBACK (CB) | GP | GS |
| 23 Damontae Kazez, 5-11, 190, Sr.*** | 48 | 36 |
| 22 Kalan Montgomery, 6-1, 185, Jr.** | 36 | 2 |

START CHART

| Offense | 2016 | Streak | Career | | | |
|----------------------------|------|--------|--------|-----|-----|-------|
| Donnel Pumphrey, RB | 9 | 36 | 37 | | | |
| Nico Siragusa, OL | 9 | 36 | 37 | | | |
| Daniel Brunskill, TE/OL | 9 | 23 | 27 | | | |
| Arthur Flores, OL | 9 | 23 | 23 | | | |
| Kwayde Miller, OL | 9 | 23 | 23 | | | |
| Mikah Holder, WR | 8 | 2 | 19 | | | |
| Eric Judge, WR | 3 | 0 | 12 | | | |
| Christian Chapman, QB | 9 | 11 | 11 | | | |
| Antonio Rosales, OL | 9 | 9 | 9 | | | |
| David Wells, TE | 9 | 9 | 9 | | | |
| Nick Bawden, QB/FB | 6 | 6 | 8 | | | |
| Chase Favreau, WR | 0 | 0 | 5 | | | |
| Rashaad Penny, RB | 0 | 0 | 4 | | | |
| Curtis Anderson III, WR | 3 | 0 | 4 | | | |
| Parker Houston, TE | 3 | 3 | 3 | | | |
| Dakota Turner, DL/FB | 3 | 0 | 3 | | | |
| Darryl Richardson, TE | 1 | 0 | 1 | | | |
| Christian Cumberlander, WR | 0 | 0 | 1 | | | |
| Defense | 2016 | Streak | Career | | | |
| Damontae Kazez, CB | 9 | 36 | 36 | | | |
| Calvin Munson, LB | 9 | 36 | 36 | | | |
| Malik Smith, WAR | 9 | 36 | 36 | | | |
| Alex Barrett, DL | 9 | 23 | 33 | | | |
| Na'im McGee, AZ | 5 | 0 | 30 | | | |
| Trey Lomax, WAR | 9 | 9 | 22 | | | |
| Ryan Dunn, LB | 5 | 5 | 18 | | | |
| Kameron Kelly, WAR | 0 | 0 | 13 | | | |
| Noble Hall, DL | 9 | 9 | 12 | | | |
| Kyle Kelley, DL | 9 | 11 | 11 | | | |
| Ronley Lakalaka, LB | 8 | 7 | 8 | | | |
| Derek Babiash, CB | 6 | 0 | 6 | | | |
| Randy Ricks, LB | 4 | 0 | 6 | | | |
| Parker Baldwin, AZ | 4 | 4 | 4 | | | |
| Kalan Montgomery, CB | 2 | 0 | 2 | | | |
| Austin Wyatt-Thayer, LB | 1 | 0 | 2 | | | |
| Ron Smith, CB | 1 | 1 | 1 | | | |
| Career Starts (Off/Def) | '12 | '13 | '14 | '15 | '16 | Total |
| Nico Siragusa, OL | RS | 1 | 13 | 14 | 9 | 37 |
| Donnel Pumphrey, RB | - | 1 | 13 | 14 | 9 | 37 |
| Damontae Kazez, CB | RS | 0 | 13 | 14 | 9 | 36 |
| Calvin Munson, LB | - | 0 | 13 | 14 | 9 | 36 |
| Malik Smith, WAR | - | 0 | 13 | 14 | 9 | 36 |
| Alex Barrett, DL | RS | 0 | 10 | 14 | 9 | 33 |
| Na'im McGee, AZ | - | - | 11 | 13 | 5 | 29 |
| Daniel Brunskill, TE/OL | RS | 0 | 4 | 14 | 9 | 27 |
| Arthur Flores, OL | RS | 0 | 0 | 14 | 9 | 23 |
| Kwayde Miller, OL | RS | 0 | 0 | 14 | 9 | 23 |
| Trey Lomax, WAR | RS | 11 | 2 | 9 | 22 | |
| Mikah Holder, WR | - | - | 0 | 11 | 8 | 19 |
| Ryan Dunn, LB | - | - | RS | 13 | 5 | 18 |
| Kameron Kelly, WAR | - | - | 0 | 13 | 0 | 14 |
| Noble Hall, DL | - | - | RS | 3 | 9 | 12 |
| Christian Chapman, QB | - | - | RS | 2 | 9 | 11 |
| Eric Judge, WR | RS | 1 | 5 | 2 | 3 | 11 |
| Kyle Kelley, DL | - | - | - | 1 | 9 | 10 |
| Antonio Rosales, OL | RS | 0 | 0 | 0 | 9 | 9 |
| David Wells, TE | - | RS | 0 | 0 | 9 | 9 |
| Ronley Lakalaka, LB | - | - | - | 0 | 8 | 8 |
| Nick Bawden, QB/FB | - | - | - | 2 | 6 | 8 |
| Derek Babiash, CB | - | - | RS | 0 | 6 | 6 |
| Randy Ricks, LB | - | - | - | 2 | 4 | 6 |
| Chase Favreau, WR | - | RS | 0 | 5 | 0 | 5 |
| Parker Baldwin, AZ | - | - | - | 0 | 4 | 4 |
| Curtis Anderson, WR | - | - | - | 1 | 3 | 4 |
| Rashaad Penny, RB | - | - | 0 | 4 | 0 | 4 |
| Dakota Turner, DL/FB | - | RS | 0 | 0 | 3 | 3 |
| Parker Houston, TE | - | - | - | - | 3 | 3 |
| Austin Wyatt-Thayer, LB | - | - | - | 1 | 1 | 2 |
| Ron Smith, CB | - | - | - | RS | 1 | 1 |
| Christian Cumberlander, WR | - | RS | 0 | 1 | 0 | 1 |

Game 1

| | | | | | | |
|------------------------|-----------|----------|----------|----------|----------|-----------|
| NEW HAMPSHIRE | 0 | 0 | 0 | 0 | - | 0 |
| SAN DIEGO STATE | 14 | 7 | 3 | 7 | - | 31 |

Sept. 3 | Qualcomm Stadium | San Diego, Calif. | 5:35 p.m. PT | Attendance: 46,486



TEAM STATISTICS

| | UNH | SDSU |
|---------------------------------------|----------------|----------------|
| FIRST DOWNS | 8 | 19 |
| Rushing | 4 | 7 |
| Passing | 3 | 11 |
| Penalty | 1 | 1 |
| NET YARDS RUSHING | 71 | 170 |
| Rushing Attempts | 31 | 41 |
| Average Per Rush | 2.3 | 4.1 |
| Rushing Touchdowns | 0 | 2 |
| Yards Gained Rushing | 104 | 189 |
| Yards Lost Rushing | 33 | 19 |
| NET YARDS PASSING | 70 | 291 |
| Completions-Attempts-Int | 7-20-1 | 17-26-0 |
| Average Per Attempt | 3.5 | 11.2 |
| Average Per Completion | 10.0 | 17.1 |
| Passing Touchdowns | 0 | 2 |
| TOTAL OFFENSE YARDS | 141 | 461 |
| Total offense plays | 51 | 67 |
| Average Gain Per Play | 2.8 | 6.9 |
| Fumbles: Number-Lost | 0-0 | 0-0 |
| Penalties: Number-Yards | 8-49 | 9-70 |
| PUNTS-YARDS | 12-460 | 8-295 |
| Average Yards Per Punt | 38.3 | 36.9 |
| Net Yards Per Punt | 37.0 | 29.6 |
| Inside 20 | 5 | 1 |
| 50+ Yards | 0 | 0 |
| Touchbacks | 0 | 2 |
| Fair catch | 5 | 2 |
| KICKOFFS-YARDS | 1-46 | 6-386 |
| Average Yards Per Kickoff | 46.0 | 64.3 |
| Net Yards Per Kickoff | 37.0 | 43.0 |
| Touchbacks | 0 | 4 |
| Punt returns: Number-Yards-TD | 2-18-0 | 3-16-0 |
| Average Per Return | 9.0 | 5.3 |
| Kickoff returns: Number-Yds-TD | 2-28-0 | 1-9-0 |
| Average Per Return | 14.0 | 9.0 |
| Interceptions: Number-Yds-TD | 0-0-0 | 1-0-0 |
| Fumble Returns: Number-Yds-TD | 0-0-0 | 0-0-0 |
| Miscellaneous Yards | 0 | 0 |
| Possession Time | 25:31 | 34:29 |
| 1st Quarter | 7:42 | 7:18 |
| 2nd Quarter | 6:34 | 8:26 |
| 3rd Quarter | 5:46 | 9:14 |
| 4th Quarter | 5:29 | 9:31 |
| Third-Down Conversions | 0 of 14 | 5 of 15 |
| Fourth-Down Conversions | 1 of 1 | 0 of 0 |
| Red-Zone Scores-Chances | 0-0 | 4-4 |
| Touchdowns | 0-0 | 3-4 |
| Field goals | 0-0 | 1-4 |
| Sacks By: Number-Yards | 2-12 | 4-26 |
| PAT Kicks | 0-0 | 4-4 |
| Field Goals | 0-0 | 1-1 |
| Points off turnovers | 0 | 7 |

▶▶ GAME NOTES

Big Notes

- The Aztecs shut out an opponent for the first time since Nicholls State on Sept. 4, 2010 (W, 47-0).
- San Diego State won its 11th consecutive game. It is the Aztecs' longest win streak since a 21-game winning streak from 1968-70 and is the second-longest active winning streak in FBS (Alabama, 13).
- The Aztecs won their sixth straight home game, outscoring its opponents, 196-62 (32.7-10.3).
- San Diego State held New Hampshire to just 141 yards of total offense, the ninth fewest in a game in DI history.
- SDSU did not allow a third-down conversion on 14 attempts, which were the third-most attempts in the nation without a conversion since 2011.
- Mikah Holder finished with 160 receiving yards, tied for the 74th most in a game in school history.
- SDSU's Christian Chapman completed an 86-yard touchdown pass to Mikah Holder in the first quarter, tied for the seventh-longest pass play in school history and longest since Ryan Lindley had a 90-yard pass to Vincent Brown on Nov. 20, 2010 vs. Utah.

Season-Opener Notes

- The Aztecs won their third consecutive season opener. It is the first time that SDSU has won three straight lidlifters since winning five in a row from 1993-97.
- SDSU is now 49-40-5 in season-opening games, including a 24-23-1 mark in the Division I era (since 1969). San Diego State is 4-2 in season openers under Rocky Long.
- The Aztecs improved to 21-7-1 in the Division I era when their opener is at home.

Team Notes

- SDSU improved to 19-2 since 2003 when leading by 14-plus points in the 1st Q.

Aztecs Shut Out New Hampshire, 31-0

SAN DIEGO - San Diego State picked up where it left off last year, rolling to a 31-0 victory over New Hampshire in the 2016 opener at Qualcomm Stadium.

Christian Chapman threw for a career-high 283 yards, including a pair of touchdown strikes to Mikah Holder, and the Aztec defense dominated the Wildcats (0-1) in its first shutout since 2010.

Chapman was 16-for-25 without an interception, improving to 3-0 as the team's starting quarterback.

The win was the 11th straight for San Diego State (1-0), the program's longest streak since winning 21 consecutive games from 1968-70.

Holder finished with a career-best 160 yards on four catches, all in the first half, including an 86-yard grab for the game's first touchdown.

After starting off slowly with three 3-and-outs and just six total yards on nine plays, Chapman found Holder for an 86-yard strike on the first play of the fourth drive to put SDSU on the scoreboard.

After forcing a 3-and-out, one of nine on the day forced by San Diego State, the Aztecs marched 67 yards on just four plays, culminating with a 20-yard touchdown run by Donnel Pumphrey to take a 14-0 lead.

Midway through the second quarter, SDSU made it 21-0 when Chapman found Holder once again, this time from 14 yards out.

In its first drive of the second half, San Diego State put together a 14-play, 71-yard effort over 6:57, before settling on a 33-yard field goal by John Baron II.

The Aztecs capitalized on an interception midway through the fourth quarter as Rashaad Penny punched it from 1-yard out for the final score of the game.

Pumphrey had 98 yards on 21 carries and added four catches for 41 yards.

Eric Judge came up with a game-high five catches for SDSU.

San Diego State ended up outgaining UNH, 461-141.

New Hampshire finished 0-for-14 on 3rd-down conversions. The Aztecs also held the Wildcats to just 70 yards passing (UNH quarterbacks were 7-for-20 with an interception) and an average of 2.8 yards per play. New Hampshire ended up punting 12 times.

Calvin Munson led the SDSU defense with 11 tackles, including two for loss.

Alex Barrett had a monster game, posting five tackles (2.0 TFL), two sacks for 14 yards and a career-high four pass breakups.

Making his first career start at linebacker, Ronley Lakalaka had a career-high five tackles, while Randy Ricks added five stops, a PBU and a 7-yard sack.

>>SCORING SUMMARY

| Qtr | Time | Team | Scoring Play | Plays | TOP | Score |
|-----|------|------|---------------------------------------------|-------|------|-------|
| 1st | 3:33 | SDSU | Holder 86-yd pass from Chapman (Baron kick) | 1-86 | 0:11 | 7-0 |
| 1st | 0:42 | SDSU | Pumphrey 20-yd run (Baron kick) | 4-67 | 1:47 | 14-0 |
| 2nd | 5:23 | SDSU | Holder 4-yd pass from Chapman (Baron kick) | 6-66 | 2:39 | 21-0 |
| 3rd | 4:50 | SDSU | Baron 33-yd field goal | 14-71 | 6:57 | 24-0 |
| 4th | 7:00 | SDSU | Penny 1-yd run (Baron kick) | 8-41 | 3:45 | 31-0 |

INDIVIDUAL STATISTICS

>>NEW HAMPSHIRE

| Rushing | Att | Yds | TD | Long | Avg |
|---------------|-----------|-----------|----------|-----------|------------|
| Crossan | 11 | 38 | 0 | 11 | 3.5 |
| Gray | 2 | 19 | 0 | 15 | 9.5 |
| Bryant | 6 | 13 | 0 | 5 | 2.2 |
| Riese | 1 | 9 | 0 | 9 | 9.9 |
| Goodrich | 2 | 1 | 0 | 2 | 0.5 |
| Knight | 9 | -9 | 0 | 8 | -1.0 |
| Totals | 31 | 71 | 0 | 15 | 2.3 |

| Passing | C-A-I | Yds | TD | Long | Sack |
|---------------|---------------|-----------|----------|-----------|----------|
| Knight | 4-16-1 | 37 | 0 | 14 | 4 |
| Riese | 3-4-0 | 33 | 0 | 23 | 0 |
| Totals | 7-20-1 | 70 | 0 | 23 | 4 |

| Receiving | No. | Yds | TD | Long |
|---------------|----------|-----------|----------|-----------|
| Taylor | 3 | 15 | 0 | 6 |
| Crossan | 2 | 37 | 0 | 23 |
| O'Connor | 1 | 13 | 0 | 13 |
| Pante | 1 | 5 | 0 | 5 |
| Totals | 7 | 70 | 0 | 23 |

>>SAN DIEGO STATE

| Rushing | Att | Yds | TD | Long | Avg |
|---------------|-----------|------------|----------|-----------|------------|
| Pumphrey | 21 | 98 | 1 | 20 | 4.7 |
| Penny | 9 | 33 | 1 | 7 | 3.7 |
| Chapman | 6 | 27 | 0 | 18 | 4.5 |
| Washington | 4 | 9 | 0 | 4 | 2.2 |
| Agnew | 1 | 3 | 0 | 3 | 3.0 |
| Totals | 41 | 170 | 2 | 20 | 4.1 |

| Passing | C-A-I | Yds | TD | Long | Sack |
|---------------|----------------|------------|----------|-----------|----------|
| Chapman | 16-25-0 | 283 | 2 | 86 | 2 |
| Agnew | 1-1-0 | 8 | 0 | 8 | 0 |
| Totals | 17-26-0 | 291 | 2 | 86 | 2 |

| Receiving | No. | Yds | TD | Long |
|---------------|-----------|------------|----------|-----------|
| Judge | 5 | 54 | 0 | 16 |
| Holder | 4 | 160 | 2 | 86 |
| Pumphrey | 4 | 41 | 0 | 26 |
| Truxton | 1 | 14 | 0 | 14 |
| Favreau | 1 | 8 | 0 | 8 |
| Wells | 1 | 8 | 0 | 8 |
| Anderson | 1 | 6 | 0 | 6 |
| Totals | 17 | 291 | 2 | 86 |

Game 2

| | | | | | | |
|-----------------|----|----|----|---|---|----|
| CALIFORNIA | 14 | 7 | 10 | 9 | - | 40 |
| SAN DIEGO STATE | 14 | 17 | 7 | 7 | - | 45 |

Sept. 10 | Qualcomm Stadium | San Diego, Calif. | 7:35 p.m. PT | Attendance: 42,473



TEAM STATISTICS

| | CAL | SDSU |
|---------------------------------------|----------------|----------------|
| FIRST DOWNS | 30 | 22 |
| Rushing | 5 | 13 |
| Passing | 23 | 8 |
| Penalty | 2 | 1 |
| NET YARDS RUSHING | 82 | 334 |
| Rushing Attempts | 22 | 47 |
| Average Per Rush | 3.7 | 7.1 |
| Rushing Touchdowns | 0 | 3 |
| Yards Gained Rushing | 103 | 352 |
| Yards Lost Rushing | 21 | 18 |
| NET YARDS PASSING | 522 | 129 |
| Completions-Attempts-Int | 41-72-3 | 14-23-1 |
| Average Per Attempt | 7.2 | 5.6 |
| Average Per Completion | 12.7 | 9.2 |
| Passing Touchdowns | 5 | 1 |
| TOTAL OFFENSE YARDS | 604 | 463 |
| Total offense plays | 94 | 70 |
| Average Gain Per Play | 6.4 | 6.6 |
| Fumbles: Number-Lost | 2-1 | 2-1 |
| Penalties: Number-Yards | 5-55 | 14-105 |
| PUNTS-YARDS | 5-241 | 5-190 |
| Average Yards Per Punt | 48.2 | 38.0 |
| Net Yards Per Punt | 35.0 | 38.0 |
| Inside 20 | 1 | 2 |
| 50+ Yards | 3 | 1 |
| Touchbacks | 1 | 0 |
| Fair catch | 0 | 3 |
| KICKOFFS-YARDS | 7-449 | 8-508 |
| Average Yards Per Kickoff | 64.1 | 63.5 |
| Net Yards Per Kickoff | 31.7 | 42.5 |
| Touchbacks | 3 | 3 |
| Punt returns: Number-Yards-TD | 2-0-0 | 3-46-0 |
| Average Per Return | 0.0 | 15.3 |
| Kickoff returns: Number-Yds-TD | 5-93-0 | 4-152-1 |
| Average Per Return | 18.6 | 38.0 |
| Interceptions: Number-Yds-TD | 1-0-0 | 3-9-1 |
| Fumble Returns: Number-Yds-TD | 0-0-0 | 0-0-0 |
| Miscellaneous Yards | 0 | 0 |
| Possession Time | 25:30 | 34:30 |
| 1st Quarter | 7:49 | 7:11 |
| 2nd Quarter | 5:44 | 9:16 |
| 3rd Quarter | 6:12 | 8:48 |
| 4th Quarter | 5:45 | 9:15 |
| Third-Down Conversions | 7 of 19 | 5 of 13 |
| Fourth-Down Conversions | 1 of 2 | 0 of 1 |
| Red-Zone Scores-Chances | 2-3 | 1-1 |
| Touchdowns | 1-3 | 1-1 |
| Field goals | 1-3 | 0-1 |
| Sacks By: Number-Yards | 1-8 | 2-14 |
| PAT Kicks | 4-4 | 6-6 |
| Field Goals | 2-2 | 1-1 |
| Points off turnovers | 3 | 21 |

▶▶ GAME NOTES

Big Notes

- With 281 rushing yards, Donnel Pumphrey broke Marshall Faulk's (4,589) SDSU career rushing record. Pumphrey now has 4,651 career yards.
- San Diego State claimed its 12th consecutive victory, it is the second-longest active win streak nationally (Alabama, 14) and the longest in school history since a 21-game streak from 1968-70.
- SDSU snapped an eight-game losing streak against teams from "Power 5" conferences, dating back to Washington State on Sept. 17, 2011.
- Rashaad Penny recorded his fourth career kickoff return for a touchdown, which passed Colin Lockett (2010-12) for the most in school history.
- The Aztecs improved to 2-1 in their last three home games against "Power 5" conference schools.
- Rocky Long has led SDSU to two victories over "Power 5" schools. Long has tied the school record for most wins against the Pac-12 in the Division I era (Ted Tollner, Doug Scovil and Claude Gilbert each had two wins over Pac-12 teams).
- Rocky Long now has seven wins against "Power 5" teams during his head coaching career, tied with Skip Holtz for the second most in the country among active head coaches of "Group of 5" schools (wins only count if head coach was at a "Group of 5" school and beat a "Power 5" school).
- San Diego State won its 24th straight game and improved to 32-2 in the Rocky Long era when rushing for at least 200 yards.
- The Aztecs improved to 2-0 on the season for the first time since 2011.
- SDSU opened a season 2-0, with at least one win over a Power 5 school, for the first time since the 1994 season.
- San Diego State has won four consecutive "revenge" games (avenging a loss from the previous season).
- SDSU had an offensive, defensive and special teams touchdown in the same game for the third time since the beginning of 2015 (16 games total).

SDSU Wins Shootout Over Cal, 45-40

SAN DIEGO - Donnel Pumphrey ran for a career-high 281 yards with three touchdowns en route to breaking Marshall Faulk's career rushing record in San Diego State's 45-40 shootout victory over California on Sept. 10.

Pumphrey had touchdown rushes of 33, 57 and four yards, and broke Faulk's career mark with a 15-yard gain in the fourth quarter. He also tied Faulk's career record with his 23rd 100-yard game.

Rashaad Penny added two touchdowns - a 25-yard catch from Christian Chapman and a 100-yard kick return as the Aztecs (2-0) overcame a 522-yard passing game from Bears (1-1) starter Davis Webb. The kick return was the school-record fourth of his career.

SDSU took advantage of a Cal turnover, one of four forced in the game, when Randy Ricks stripped Jordan Beasy and Na'im McGeen pounced on the ball on the 25-yard line. Chapman then found Penny unguarded streaking down the right side of the field to put San Diego State up, 7-0.

California responded with a 6-play, 81-yard drive, culminating with a 33-yard pass from Webb to Bug Rivera, one of five touchdown passes by Webb in the game.

On the kickoff, Penny brought it back 100 yards, juking numerous defenders along the way, to put the Aztecs back up at 14-7. It was Penny's third career 100-yard kickoff for a touchdown.

The Bears came right back with an 8-play, 75-yard drive as Webb found Chad Hansen with a 49-yard strike.

SDSU responded with a 6-play, 80-yard drive, ending with a 33-yard scamper by Pumphrey. Pumphrey rushed three times for 69 yards on the drive.

For the third straight drive, Cal answered San Diego State's touchdown with a touchdown of its own as it went 75 yards on nine plays before Webb found Raymond Hudson from 21 yards out.

Tied at 21, Ronley Lakalaka picked off Webb at the Bears 9-yard line and took it into the end zone for his first career interception and touchdown.

After forcing a 3 and out, the Aztecs used up 3 minutes, 47 seconds of clock on an 11-play, 58-yard drive, before settling on a 39-yard field goal by John Baron to close the scoring in the first half with SDSU leading, 31-21.

Cal threatened on its first drive of the third quarter, but San Diego State's Derek Babish was able to deflect Webb's pass in the end zone, where Kameron Kelly cradled it for his third career pick.

The Aztecs capitalized as Pumphrey posted runs of 15, eight and 57 yards on the ensuing drive, the latter going for his second touchdown of the game and giving SDSU its largest lead of the game at 38-21.

The Bears answered right away once again, only needing three plays to cover 75 yards, culminating with a 59-yard strike from Webb to Demetris Robertson.

On its next drive, Matt Anderson nailed a 45-yard field goal to bring Cal within a score at 38-31.

San Diego State got into California territory on the following drive, but Chapman was intercepted on a 3rd and 6 by Evan Rambo.

San Diego State, however, held the Bears to another field goal, this time from 36 yards, making it a 38-34 game.

Later in the fourth quarter, the Aztecs put together an 8-play, 73-yard drive over 3:28, thanks mainly to the legs of Pumphrey, who punched it in from four yards out.

It appeared SDSU would hold on with a 45-34 lead, but Cal mounted a 12-play, 79-yard drive, culminating with a 2-yard pass from Webb to Hudson. The 2-point conversion attempt failed, keeping it at 45-40 in favor of San Diego State.

California, however, recovered the on-side kick at its own 47 with just 56 seconds left. The Bears got all the way down to the Aztec 22 before Webb's pass was picked off by Damontae Kazee, allowing SDSU to end the game in victory formation.

>>> SCORING SUMMARY

| Qtr | Time | Team | Scoring Play | Plays | TOP | Score |
|-----|-------|------|------------------------------------------------|-------|------|-------|
| 1st | 6:11 | SDSU | Penny 25-yd pass from Chapon (Baron kick) | 1-25 | 0:04 | 7-0 |
| 1st | 4:19 | CAL | Rivera 33-yd pass from Webb (Anderson kick) | 6-81 | 1:52 | 7-7 |
| 1st | 4:03 | SDSU | Penny 100-yd kickoff return (Baron kick) | -- | -- | 14-7 |
| 1st | 1:31 | CAL | Hansen 49-yd pass from Webb (Anderson kick) | 8-75 | 2:32 | 14-14 |
| 2nd | 14:22 | SDSU | Pumphrey 33-yd run (Baron kick) | 6-80 | 2:09 | 21-14 |
| 2nd | 11:20 | CAL | Hudson 21-yd pass from Webb (Anderson kick) | 9-75 | 3:02 | 21-21 |
| 2nd | 6:22 | SDSU | Lakalaka 9-yd interception return (Baron kick) | -- | -- | 28-21 |
| 2nd | 0:38 | SDSU | Baron 39-yd field goal | 11-58 | 3:47 | 31-21 |
| 3rd | 8:40 | SDSU | Pumphrey 57-yd run (Baron kick) | 3-80 | 1:11 | 38-21 |
| 3rd | 7:52 | CAL | Robertson 59-yd pass from Webb (Anderson kick) | 3-75 | 0:48 | 38-28 |
| 3rd | 2:56 | CAL | Anderson 45-yd field goal | 8-32 | 2:48 | 38-31 |
| 4th | 13:27 | CAL | Anderson 36-yd field goal | 6-33 | 1:29 | 38-34 |
| 4th | 2:47 | SDSU | Pumphrey 4-yd run (Baron kick) | 8-73 | 3:28 | 45-34 |
| 4th | 0:56 | CAL | Hudson 2-yd pass from Webb (pass failed) | 12-79 | 1:51 | 45-40 |

INDIVIDUAL STATISTICS

>>> CALIFORNIA

| Rushing | Att | Yds | TD | Long | Avg |
|---------------|-----------|-----------|----------|-----------|------------|
| Enwere | 10 | 72 | 0 | 22 | 7.2 |
| Watson | 6 | 24 | 0 | 7 | 4.0 |
| Muhammad | 3 | 5 | 0 | 5 | 1.7 |
| Webb | 3 | -19 | 0 | 0 | -6.3 |
| Totals | 22 | 82 | 0 | 22 | 3.7 |

| Passing | C-A-I | Yds | TD | Long | Sack |
|---------------|----------------|------------|----------|-----------|----------|
| Webb | 41-72-3 | 522 | 5 | 59 | 2 |
| Totals | 41-72-3 | 522 | 5 | 59 | 2 |

| Receiving | No. | Yds | TD | Long |
|---------------|-----------|------------|----------|-----------|
| Hansen | 14 | 190 | 1 | 49 |
| Wharton III | 6 | 86 | 0 | 35 |
| Robertson | 4 | 81 | 1 | 59 |
| Rivera | 3 | 46 | 1 | 33 |
| Worstell | 3 | 24 | 0 | 13 |
| Hudson | 2 | 23 | 2 | 21 |
| Stovall | 2 | 23 | 0 | 15 |
| Veasy | 2 | 18 | 0 | 13 |
| Noa | 2 | 16 | 0 | 8 |
| Watson | 2 | 10 | 0 | 10 |
| Muhammad | 1 | 5 | 0 | 5 |
| Totals | 41 | 522 | 5 | 59 |

>>> SAN DIEGO STATE

| Rushing | Att | Yds | TD | Long | Avg |
|---------------|-----------|------------|----------|-----------|------------|
| Pumphrey | 29 | 281 | 3 | 57 | 9.7 |
| Penny | 8 | 28 | 0 | 12 | 3.5 |
| Washington | 4 | 28 | 0 | 11 | 7.0 |
| TEAM | 1 | -1 | 0 | 0 | -1.0 |
| Chapman | 5 | -2 | 0 | 7 | -0.4 |
| Totals | 47 | 334 | 3 | 57 | 7.1 |

| Passing | C-A-I | Yds | TD | Long | Sack |
|---------------|----------------|------------|----------|-----------|----------|
| Chapman | 14-23-1 | 129 | 1 | 25 | 1 |
| Totals | 14-23-1 | 129 | 1 | 25 | 1 |

| Receiving | No. | Yds | TD | Long |
|---------------|-----------|------------|----------|-----------|
| Judge | 4 | 47 | 0 | 15 |
| Pumphrey | 4 | 29 | 0 | 12 |
| Holder | 2 | 15 | 0 | 8 |
| Penny | 1 | 25 | 1 | 25 |
| Wells | 1 | 6 | 0 | 6 |
| Bawden | 1 | 4 | 0 | 4 |
| Anderson | 1 | 3 | 0 | 3 |
| Totals | 14 | 129 | 1 | 25 |

Game 3

| | | | | | | |
|-------------------|----|----|----|----|---|----|
| SAN DIEGO STATE | 14 | 14 | 0 | 14 | - | 42 |
| NORTHERN ILLINOIS | 0 | 7 | 14 | 7 | - | 28 |

Sept. 17 | Huskie Stadium | DeKalb, Ill. | 2:37 p.m. CT | Attendance: 14,513



TEAM STATISTICS

| | SDSU | NIU |
|---------------------------------------|---------|---------|
| FIRST DOWNS | 22 | 21 |
| Rushing | 11 | 10 |
| Passing | 6 | 6 |
| Penalty | 5 | 5 |
| NET YARDS RUSHING | 278 | 155 |
| Rushing Attempts | 45 | 39 |
| Average Per Rush | 6.2 | 4.0 |
| Rushing Touchdowns | 3 | 1 |
| Yards Gained Rushing | 304 | 171 |
| Yards Lost Rushing | 26 | 16 |
| NET YARDS PASSING | 126 | 221 |
| Completions-Attempts-Int | 11-19-1 | 18-36-2 |
| Average Per Attempt | 6.6 | 6.1 |
| Average Per Completion | 11.5 | 12.3 |
| Passing Touchdowns | 3 | 3 |
| TOTAL OFFENSE YARDS | 404 | 376 |
| Total offense plays | 64 | 75 |
| Average Gain Per Play | 6.3 | 5.0 |
| Fumbles: Number-Lost | 1-0 | 0-0 |
| Penalties: Number-Yards | 11-107 | 8-103 |
| PUNTS-YARDS | 5-212 | 5-147 |
| Average Yards Per Punt | 42.4 | 29.4 |
| Net Yards Per Punt | 40.0 | 28.0 |
| Inside 20 | 4 | 1 |
| 50+ Yards | 1 | 0 |
| Touchbacks | 0 | 0 |
| Fair catch | 0 | 1 |
| KICKOFFS-YARDS | 7-443 | 5-315 |
| Average Yards Per Kickoff | 63.3 | 63.0 |
| Net Yards Per Kickoff | 40.1 | 34.4 |
| Touchbacks | 1 | 2 |
| Punt returns: Number-Yards-TD | 1-7-0 | 1-12-0 |
| Average Per Return | 7.0 | 12.0 |
| Kickoff returns: Number-Yds-TD | 3-93-0 | 5-137-0 |
| Average Per Return | 31.0 | 27.4 |
| Interceptions: Number-Yds-TD | 2-38-0 | 1-8-0 |
| Fumble Returns: Number-Yds-TD | 0-0-0 | 0-0-0 |
| Miscellaneous Yards | 0 | 0 |
| Possession Time | 32:10 | 27:50 |
| 1st Quarter | 9:28 | 5:32 |
| 2nd Quarter | 8:26 | 6:34 |
| 3rd Quarter | 8:56 | 6:04 |
| 4th Quarter | 5:20 | 9:40 |
| Third-Down Conversions | 5 of 13 | 3 of 14 |
| Fourth-Down Conversions | 1 of 1 | 3 of 5 |
| Red-Zone Scores-Chances | 1-2 | 3-3 |
| Touchdowns | 1-2 | 3-3 |
| Field goals | 0-2 | 0-3 |
| Sacks By: Number-Yards | 1-10 | 1-13 |
| PAT Kicks | 6-6 | 4-4 |
| Field Goals | 0-1 | 0-0 |
| Points off turnovers | 7 | 0 |

▶▶ GAME NOTES

Big Notes

- San Diego State claimed its 13th consecutive victory, it is the second-longest active win streak nationally (Alabama, 15) and the longest in school history since a 21-game streak from 1968-70.
 - The Aztecs won their fifth consecutive road game, their longest road win streak since winning 19 straight contests from Oct. 30, 1965 through Nov. 7, 1970 (broken on Sept. 25, 1971).
 - SDSU opened a campaign 3-0 for the first time since 2011 and just the second time in the last 35 seasons.
 - San Diego State's win over Northern Illinois is just the third home loss in its last 38 home games. The Huskies dropped to 35-3 at home since Oct. 3, 2009.
 - The Aztecs handed Northern Illinois its first non-conference home loss since Sept. 26, 2009. The Huskies had won nine consecutive non-conference home games, outscoring the opposition by 176 points during the streak.
 - This marks the first time SDSU has ended the month of September unbeaten since the 1981 squad went 2-0 through the first full month of the season.
 - San Diego State claimed victory in the Central Time Zone for the first time since winning at Kansas on Sept. 25, 1999.
 - The Aztecs won their 25th straight game when rushing for at least 200 yards and are now 33-2 in the Rocky Long era when reaching at least 200 yards.
- Donnel Pumphrey Notes**
- Broke Marshall Faulk's (5,595) career all-purpose record.
 - Broke 100 yards rushing for the 24th time of his career, passing Marshall Faulk for the most in program history.
 - Broke 200 yards rushing for the fourth time of his career, which is tied for the second most in SDSU history.

SDSU Downs Northern Illinois, 42-28

DEKALB, Ill. - Donnel Pumphrey rushed for 220 yards and three touchdowns and Christian Chapman threw for a career-high three touchdowns of his own as San Diego State overcame a late rally in a 42-28 win over Northern Illinois on Sept. 17 in DeKalb, Ill.

The Aztecs improved to 3-0 for the first time since 2011 and just the second time in the last 35 seasons.

San Diego State jumped out to a 28-0 lead when Chapman found Mikah Holder for a 33-yard catch and run with 6:19 left in the second quarter. The host Huskies (0-3), however, who came into the game as winners in 35 of its previous 37 home games, came roaring back with three straight touchdowns to close the score to 28-21 with 7:46 left in the third quarter.

Pumphrey then took over, scoring from 33 yards out on the first play of the fourth quarter and, after NIU answered with a 7-yard touchdown pass from Ryan Graham to Shane Wimann, took his next attempt 79 yards to put the Aztecs up, 42-28. Trey Lomax then picked off Graham and SDSU held on for its 13th consecutive victory.

Pumphrey, who ran for a career-high 281 yards with three touchdowns last week in a 45-40 San Diego State win over California, finished with 220 today on 23 carries (9.6 avg.). Highlighting his game was the 112 yards and two scores on just two attempts in the fourth quarter. Pumphrey's other touchdown came on a 46-yard run to put the Aztecs on the scoreboard.

It was the fourth career 200-yard game for Pumphrey and 24th 100-yard game, breaking Marshall Faulk's SDSU career record. Pumphrey also moved into first on the school's all-time list in all-purpose yards and rushing attempts in the game.

Chapman got San Diego State off to a quick start with touchdown passes to Rashaad Penny (27 yards), Kahale Warring (5 yards) and Holder (33 yards) before Northern Illinois mounted its comeback.

Chapman finished the game 11 for 19 for 126 yards and three touchdowns with one interception.

Holder had four receptions for 67 yards and his third touchdown of the season for the Aztecs.

Malik Smith had a team-high 10 tackles (six solo) and a pass breakup to pace the defense, while Calvin Munson recorded nine tackles and Parker Baldwin added a career-high eight stops (seven solo).

Damontae Kazee had five solo tackles and a 28-yard interception return, the 12th pick of his career.

Alex Barrett added four tackles, including two for a loss and a 10-yard sack.

Punter Tanner Blain had arguably the best game of his career, putting four of his five punts inside the 7-yard line, including three inside the 5. Blain, a Lindenhurst, Ill., native, also had a season-long 52-yard punt. The Huskies failed to score on any of Blain's punts inside the 7 and finished the game with an average field position of its own 23-yard line.

>>> SCORING SUMMARY

| Qtr | Time | Team | Scoring Play | Plays | TOP | Score |
|-----|-------|------|----------------------------------------------|-------|------|-------|
| 1st | 7:19 | SDSU | Pumphrey 46-yd run (Baron kick) | 1-46 | 0:09 | 7-0 |
| 1st | 1:08 | SDSU | Penny 27-yd pass from Chapman (Baron kick) | 6-68 | 3:16 | 14-0 |
| 2nd | 14:09 | SDSU | Warring 5-yd pass from Chapman (Baron kick) | 4-13 | 1:43 | 21-0 |
| 2nd | 6:19 | SDSU | Holder 33-yd pass from Chapman (Baron kick) | 3-45 | 1:14 | 28-0 |
| 2nd | 3:52 | NIU | Golladay 12-yd run (Hagan kick) | 7-65 | 2:27 | 28-7 |
| 3rd | 12:03 | NIU | Golladay 49-yd pass from Graham (Hagan kick) | 2-54 | 0:31 | 28-14 |
| 3rd | 7:46 | NIU | Wimann 14-yd pass from Graham (Hagan kick) | 7-73 | 3:08 | 28-21 |
| 4th | 14:54 | SDSU | Pumphrey 33-yd run (Baron kick) | 5-53 | 1:44 | 35-21 |
| 4th | 8:02 | SDSU | Wimann 7-yd pass from Graham (Hagan kick) | 16-65 | 6:43 | 35-28 |
| 4th | 7:40 | SDSU | Pumphrey 79-yd run (Baron kick) | 2-79 | 0:17 | 42-28 |

INDIVIDUAL STATISTICS

>>> SAN DIEGO STATE

| Rushing | Att | Yds | TD | Long | Avg |
|---------------|-----------|------------|----------|-----------|------------|
| Pumphrey | 23 | 220 | 3 | 79 | 9.6 |
| Penny | 14 | 65 | 0 | 27 | 4.6 |
| TEAM | 3 | -3 | 0 | 0 | -1.0 |
| Chapman | 5 | -4 | 0 | 5 | -0.8 |
| Totals | 45 | 278 | 3 | 79 | 6.2 |

| Passing | C-A-I | Yds | TD | Long | Sack |
|---------------|----------------|------------|----------|-----------|----------|
| Chapman | 11-19-1 | 126 | 3 | 33 | 1 |
| Totals | 11-19-1 | 126 | 3 | 33 | 1 |

| Receiving | No. | Yds | TD | Long |
|---------------|-----------|------------|----------|-----------|
| Holder | 4 | 67 | 1 | 33 |
| Penny | 2 | 37 | 1 | 27 |
| Wells | 1 | 11 | 0 | 11 |
| Warring | 1 | 5 | 1 | 5 |
| Judge | 1 | 5 | 0 | 5 |
| Bawden | 1 | 4 | 0 | 4 |
| Pumphrey | 1 | -3 | 0 | 0 |
| Totals | 11 | 126 | 3 | 33 |

>>> NORTHERN ILLINOIS

| Rushing | Att | Yds | TD | Long | Avg |
|---------------|-----------|------------|----------|-----------|------------|
| Huff | 12 | 46 | 0 | 15 | 3.8 |
| Bouagnon | 7 | 37 | 0 | 18 | 5.3 |
| Golladay | 3 | 20 | 1 | 12 | 6.7 |
| Blake | 3 | 19 | 0 | 11 | 6.3 |
| Turner | 3 | 18 | 0 | 10 | 6.0 |
| Graham | 8 | 11 | 0 | 8 | 1.4 |
| Maddie | 1 | 6 | 0 | 6 | 6.0 |
| TEAM | 2 | -2 | 0 | 0 | -1.0 |
| Totals | 39 | 155 | 1 | 18 | 4.0 |

| Passing | C-A-I | Yds | TD | Long | Sack |
|---------------|----------------|------------|----------|-----------|----------|
| Graham | 18-36-2 | 221 | 3 | 49 | 1 |
| Totals | 18-36-2 | 221 | 3 | 49 | 1 |

| Receiving | No. | Yds | TD | Long |
|---------------|-----------|------------|----------|-----------|
| Golladay | 6 | 80 | 1 | 49 |
| Wimann | 3 | 25 | 2 | 14 |
| Blake | 3 | 19 | 0 | 8 |
| Huff | 2 | 38 | 0 | 30 |
| Turner | 2 | 11 | 0 | 7 |
| Saffold | 1 | 28 | 0 | 28 |
| Brown | 1 | 19 | 0 | 19 |
| Totals | 18 | 221 | 3 | 49 |

Game 4

| | | | | | | |
|-----------------|----|----|---|----|---|----|
| SAN DIEGO STATE | 6 | 10 | 8 | 0 | - | 24 |
| SOUTH ALABAMA | 14 | 0 | 7 | 21 | - | 42 |

Oct. 1 | Ladd-Peebles Stadium | Mobile, Ala. | 7:02 p.m. CT | Attendance: 14,741



TEAM STATISTICS

| | SDSU | USA |
|---------------------------------------|----------------|----------------|
| FIRST DOWNS | 20 | 18 |
| Rushing | 12 | 7 |
| Passing | 8 | 9 |
| Penalty | 0 | 2 |
| NET YARDS RUSHING | 157 | 89 |
| Rushing Attempts | 41 | 40 |
| Average Per Rush | 3.8 | 2.2 |
| Rushing Touchdowns | 2 | 2 |
| Yards Gained Rushing | 235 | 117 |
| Yards Lost Rushing | 78 | 28 |
| NET YARDS PASSING | 159 | 242 |
| Completions-Attempts-Int | 13-22-0 | 16-21-1 |
| Average Per Attempt | 7.2 | 11.5 |
| Average Per Completion | 12.2 | 15.1 |
| Passing Touchdowns | 1 | 3 |
| TOTAL OFFENSE YARDS | 316 | 331 |
| Total offense plays | 63 | 61 |
| Average Gain Per Play | 5.0 | 5.4 |
| Fumbles: Number-Lost | 3-2 | 0-0 |
| Penalties: Number-Yards | 10-85 | 10-93 |
| PUNTS-YARDS | 5-232 | 5-232 |
| Average Yards Per Punt | 46.4 | 46.4 |
| Net Yards Per Punt | 42.6 | 39.8 |
| Inside 20 | 2 | 2 |
| 50+ Yards | 1 | 3 |
| Touchbacks | 0 | 0 |
| Fair catch | 0 | 0 |
| KICKOFFS-YARDS | 5-295 | 7-301 |
| Average Yards Per Kickoff | 59.0 | 43.0 |
| Net Yards Per Kickoff | 41.2 | 34.7 |
| Touchbacks | 2 | 0 |
| Punt returns: Number-Yards-TD | 2-33-0 | 3-19-0 |
| Average Per Return | 16.5 | 6.3 |
| Kickoff returns: Number-Yds-TD | 3-58-0 | 2-39-0 |
| Average Per Return | 19.3 | 19.5 |
| Interceptions: Number-Yds-TD | 1-0-0 | 0-0-0 |
| Fumble Returns: Number-Yds-TD | 0-0-0 | 1-80-1 |
| Miscellaneous Yards | 0 | 0 |
| Possession Time | 26:43 | 33:17 |
| 1st Quarter | 4:35 | 10:25 |
| 2nd Quarter | 4:04 | 10:56 |
| 3rd Quarter | 8:49 | 6:11 |
| 4th Quarter | 9:15 | 5:45 |
| Third-Down Conversions | 2 of 10 | 7 of 13 |
| Fourth-Down Conversions | 0 of 2 | 0 of 0 |
| Red-Zone Scores-Chances | 4-4 | 3-4 |
| Touchdowns | 3-4 | 3-4 |
| Field goals | 1-4 | 0-4 |
| Sacks By: Number-Yards | 3-21 | 4-25 |
| PAT Kicks | 1-1 | 6-6 |
| Field Goals | 1-1 | 0-0 |
| Points off turnovers | 3 | 7 |

▶▶ GAME NOTES

Big Notes

- San Diego State's win streaks that were snapped:
 - 13 consecutive wins (was second-longest active win streak in FBS (Alabama)).
 - 5 consecutive road victories.
 - 7 straight victories in October.

Team Notes

- SDSU trailed, 7-0, in the first quarter, the first time it had trailed this season and the first time in 249 minutes, 32 seconds (249:32) since the MW Championship game against Air Force.
- San Diego State outscored South Alabama, 16-14, in the first half and has now outscored the opposition, 292-94, in the first half over its last 14 games.
- The Aztecs have a rushing touchdown in 16 straight games (41 total) and in 26 of their last 27 games, and 13 straight with multiple rushing scores (38 total).
- SDSU dropped to 28-4 over its last 32 games when recording at least two rushing touchdowns.
- San Diego State converted its first 2-point attempt since Nov. 9, 2013 at San José State.

Trends

- SDSU started with the ball for the 53rd time over its last 59 games.
- San Diego State lost the toss for just the 10th time over the last 28 games.
- The Aztecs allowed a point on their opponent's opening drive for just the second time over the last 15 games.
- San Diego State trailed by eight at the end of the first quarter, its largest deficit after one quarter since trailing at Fresno State, 10-0, on Oct. 3, 2014 (L, 24-13).
- SDSU extended its streak of not trailing at halftime to 14 games (last time was a 27-24 deficit at Penn State on Sept. 26, 2015).

No. 19/24 SDSU Upset by South Alabama

MOBILE, Ala. - No. 19/24 San Diego State saw its 13-game winning streak snapped in a 42-24 loss at South Alabama Oct. 1 in Mobile, Ala.

The Aztecs (3-1) took a 24-21 lead late in the third quarter when Christian Chapman found Kahale Warring with a 12-yard touchdown pass, but the Jaguars (3-2) scored the final 21 points of the game to knock off SDSU for a second straight season.

Cole Garvin, who replaced injured starter Dallas Davis, gave USA a lead it would not relinquish with a 20-yard touchdown strike to Josh Magee.

After a botched snap by San Diego State's backup long snapper, South Alabama started its next drive on the Aztec 3-yard line. Two plays later, Dami Ayoola pounded it in from a yard out to put the Jaguars up by a 35-24 score.

SDSU got all the way to the USA 24-yard line, but fullback Nick Bowden fumbled a handoff on 3rd and 2 and South Alabama's Devon Earl picked it up and ran it back 80 yards for the final score of the game.

Tyreis Thomas put the Jaguars on the scoreboard first with a 12-yard run on their opening drive of the game. San Diego State appeared to force a 3 and out, but a roughing the kicker penalty on punter Corliss Waitman gave the ball back to USA. South Alabama ended up using up 3 minutes, 29 seconds (3:29) of clock time, marching 90 yards on eight plays before the Thomas touchdown.

The Aztecs used just two plays - a 33-yard pass from Christian Chapman to Mikah Holder and a 15-yard rushing touchdown by Rashaad Penny - to close the gap. A bad snap on the PAT, however, kept the score at 7-6.

The Jaguars extended its lead to 14-6 on the ensuing drive as they went 75 yards on eight plays, ending with a 37-yard pass from Garvin to Kevin Kutchera.

SDSU got back to within a point at 14-13 early in the second quarter when Donnel Pumphrey scampered in from seven yards out.

On its next drive, Chapman was sacked and lost the ball, giving USA a chance to extend its lead just before the half. San Diego State's Derek Babish, however, picked off Garvin in the end zone and the Aztecs responded with a 34-yard field goal by John Baron with four seconds left in the half to take a 16-14 lead.

South Alabama wasted no time coming out of the locker room as Garvin connected on a 79-yard touchdown pass on the second play of the third quarter to put the Jaguars back up at 21-16.

SDSU used an 11-play, 90-yard drive, culminating with Chapman's pass to Warring and a 2-point conversion from Chapman to David Wells to take its final lead of the game before USA closed the game with the final 21 points.

Garvin was 16-for-21 for 242 yards and three touchdowns to lead South Alabama. Josh Davis (6 catches, 81 yards, 1 touchdown) and Gerald Everett (5 catches, 103 yards, 1 touchdown) combined for 11 receptions, 184 yards and two scores for the Jaguars.

Pumphrey ran for 151 yards and a touchdown on 25 carries to lead San Diego State. He broke 100 yards rushing for the 25th time and went over 5,000 yards to become the Mountain West's all-time leading rusher.

>>> SCORING SUMMARY

| Qtr | Time | Team | Scoring Play | Plays | TOP | Score |
|-----|-------|------|--------------------------------------------------------|-------|------|-------|
| 1st | 10:38 | USA | Thomas 12-yd run (Patterson kick) | 8-90 | 3:29 | 0-7 |
| 1st | 6:03 | SDSU | Penny 15-yd run (Blain rush failed) | 2-48 | 0:35 | 6-7 |
| 1st | 1:46 | USA | Kutchera 37-yd pass from Garvin (Patterson kick) | 8-75 | 4:17 | 6-14 |
| 2nd | 9:45 | SDSU | Pumphrey 7-yd run (Baron kick) | 3-40 | 0:58 | 13-14 |
| 2nd | 0:05 | SDSU | Baron 34-yd field goal | 8-63 | 1:46 | 16-14 |
| 3rd | 14:08 | USA | Everett 79-yd pass from Garvin (Patterson kick) | 2-82 | 0:52 | 16-21 |
| 3rd | 3:06 | SDSU | Warring 12-yd pass from Chapman (Wells pass f/Chapman) | 11-90 | 5:35 | 24-21 |
| 4th | 11:58 | USA | Magee 20-yd pass from Garvin (Patterson kick) | 11-69 | 6:08 | 24-28 |
| 4th | 8:02 | USA | Ayoola 1-yd run (Patterson kick) | 2-3 | 0:41 | 24-35 |
| 4th | 4:17 | USA | Earl 80-yd fumble return (Patterson kick) | -- | -- | 24-42 |

INDIVIDUAL STATISTICS

>>> SAN DIEGO STATE

| Rushing | Att | Yds | TD | Long | Avg |
|---------------|-----------|------------|----------|-----------|------------|
| Pumphrey | 25 | 151 | 1 | 36 | 6.0 |
| Penny | 9 | 62 | 1 | 15 | 6.9 |
| Bawden | 1 | 4 | 0 | 4 | 4.0 |
| Chapman | 5 | -17 | 0 | 9 | -3.4 |
| TEAM | 1 | -43 | 0 | 0 | -43.0 |
| Totals | 41 | 157 | 2 | 36 | 3.8 |

| Passing | C-A-I | Yds | TD | Long | Sack |
|---------------|----------------|------------|----------|-----------|----------|
| Chapman | 13-22-0 | 159 | 1 | 33 | 4 |
| Totals | 13-22-0 | 159 | 1 | 33 | 4 |

| Receiving | No. | Yds | TD | Long |
|---------------|-----------|------------|----------|-----------|
| Judge | 3 | 43 | 0 | 27 |
| Holder | 2 | 48 | 0 | 33 |
| Wells | 2 | 21 | 0 | 13 |
| Pumphrey | 2 | 7 | 0 | 12 |
| Warring | 1 | 12 | 1 | 12 |
| Bawden | 1 | 10 | 0 | 10 |
| Favreau | 1 | 9 | 0 | 9 |
| Truxton | 1 | 9 | 0 | 0 |
| Totals | 13 | 159 | 1 | 33 |

>>> SOUTH ALABAMA

| Rushing | Att | Yds | TD | Long | Avg |
|---------------|-----------|-----------|----------|-----------|------------|
| Thomas | 11 | 33 | 1 | 12 | 3.0 |
| Ayoola | 8 | 22 | 1 | 9 | 2.8 |
| Garvin | 8 | 14 | 0 | 13 | 1.8 |
| Revell | 5 | 13 | 0 | 4 | 2.6 |
| Moore | 6 | 11 | 0 | 4 | 1.8 |
| TEAM | 2 | -4 | 0 | 0 | -2.0 |
| Totals | 40 | 89 | 2 | 13 | 2.2 |

| Passing | C-A-I | Yds | TD | Long | Sack |
|---------------|----------------|------------|----------|-----------|----------|
| Garvin | 16-21-1 | 242 | 3 | 79 | 3 |
| Totals | 16-21-1 | 242 | 3 | 79 | 3 |

| Receiving | No. | Yds | TD | Long |
|---------------|-----------|------------|----------|-----------|
| Magee | 6 | 83 | 1 | 31 |
| Everett | 5 | 103 | 1 | 79 |
| Kutchera | 3 | 56 | 1 | 37 |
| Williams | 1 | 1 | 0 | 1 |
| Revell | 1 | -1 | 0 | 0 |
| Totals | 16 | 242 | 3 | 79 |

Game 5

| | | | | | | |
|-----------------|----|---|---|---|---|----|
| UNLV | 0 | 7 | 0 | 0 | - | 7 |
| SAN DIEGO STATE | 10 | 3 | 7 | 6 | - | 26 |

Oct. 8 | Qualcomm Stadium | San Diego, Calif. | 7:37 p.m. PT | Attendance: 33,296



TEAM STATISTICS

| | UNLV | SDSU |
|---------------------------------------|---------|---------|
| FIRST DOWNS | 9 | 22 |
| Rushing | 7 | 14 |
| Passing | 1 | 8 |
| Penalty | 1 | 0 |
| NET YARDS RUSHING | 113 | 245 |
| Rushing Attempts | 36 | 54 |
| Average Per Rush | 3.1 | 4.5 |
| Rushing Touchdowns | 0 | 2 |
| Yards Gained Rushing | 147 | 275 |
| Yards Lost Rushing | 34 | 30 |
| NET YARDS PASSING | 9 | 215 |
| Completions-Attempts-Int | 2-13-1 | 15-20-0 |
| Average Per Attempt | 0.7 | 10.8 |
| Average Per Completion | 4.5 | 14.3 |
| Passing Touchdowns | 0 | 1 |
| TOTAL OFFENSE YARDS | 122 | 460 |
| Total offense plays | 49 | 74 |
| Average Gain Per Play | 2.5 | 6.2 |
| Fumbles: Number-Lost | 2-0 | 1-1 |
| Penalties: Number-Yards | 0-0 | 7-75 |
| PUNTS-YARDS | 8-350 | 4-161 |
| Average Yards Per Punt | 43.8 | 40.2 |
| Net Yards Per Punt | 38.2 | 34.2 |
| Inside 20 | 2 | 2 |
| 50+ Yards | 1 | 1 |
| Touchbacks | 0 | 1 |
| Fair catch | 1 | 0 |
| KICKOFFS-YARDS | 2-78 | 6-383 |
| Average Yards Per Kickoff | 39.0 | 63.8 |
| Net Yards Per Kickoff | 31.5 | 41.2 |
| Touchbacks | 0 | 1 |
| Punt returns: Number-Yards-TD | 1-4-0 | 5-44-0 |
| Average Per Return | 4.0 | 8.8 |
| Kickoff returns: Number-Yds-TD | 5-111-0 | 1-15-0 |
| Average Per Return | 22.2 | 15.0 |
| Interceptions: Number-Yds-TD | 0-0-0 | 1-0-0 |
| Fumble Returns: Number-Yds-TD | 1-20-1 | 0-0-0 |
| Miscellaneous Yards | 0 | 0 |
| Possession Time | 21:58 | 38:02 |
| 1st Quarter | 2:56 | 12:04 |
| 2nd Quarter | 5:10 | 9:50 |
| 3rd Quarter | 6:49 | 8:11 |
| 4th Quarter | 7:03 | 7:57 |
| Third-Down Conversions | 5 of 14 | 5 of 14 |
| Fourth-Down Conversions | 0 of 1 | 2 of 3 |
| Red-Zone Scores-Chances | 0-0 | 2-2 |
| Touchdowns | 0-0 | 2-2 |
| Field goals | 0-0 | 0-2 |
| Sacks By: Number-Yards | 3-20 | 2-19 |
| PAT Kicks | 1-1 | 2-2 |
| Field Goals | 0-0 | 2-2 |
| Points off turnovers | 7 | 3 |

▶▶ GAME NOTES

Big Notes

- San Diego State outgained UNLV, 460-122, tied for the 13th-largest yard differential (338 yards) in its Division I history (since 1969). It was the 25th time in its DI history that SDSU had at least a 300-yard advantage in total yards.
- The Aztecs held the Rebels to just 122 yards of total offense, the fourth-fewest allowed by SDSU in its Division I history. UNLV's 122 yards were its fifth fewest in a game in at least 20 years (since 1996).
- SDSU held UNLV to just nine passing yards, ranked as the fourth-fewest allowed in its DI history. They were also the second fewest in a game by UNLV in at least 20 years (since 1996).
- San Diego State is 4-1 for the first time in 20 years (since 1996).
- The Aztecs won their 12th consecutive game against a conference opponent (including the win over Air Force in the 2015 Mountain West Championship), which is tied with Clemson for the longest active conference winning streak in FBS.
- San Diego State has won 12 straight home games against conference opponents.
- SDSU had two 100-yard rushers in the same game for the fourth time in the last 15 contests and 22nd time in school history. San Diego State is now 21-1 when it has multiple 100-yard rushers.

Team Notes

- San Diego State outscored UNLV, 13-7, in the first half and has now outscored the opposition, 305-101, in the first half over its last 15 games.
- The Aztecs have a rushing touchdown in 17 straight games (43 total) and in 27 of their last 28 games, and 14 straight with multiple rushing scores (40 total).

Pumphrey, Penny Lead SDSU over UNLV, 26-7

SAN DIEGO - San Diego State continued its dominance in Mountain West play, kicking off conference play with a 26-7 win over UNLV at Qualcomm Stadium.

The win was the 2015 Mountain West Conference champion's 11th-straight Mountain West win and their 12th consecutive victory at home against a conference foe.

The Aztecs' defense shined in the victory, holding the Rebels to just 122 yards of total offense. It was the fourth-fewest allowed by SDSU in its Division I history and the fifth fewest in a game for UNLV since 1996.

Taking advantage were the Scarlet and Black's running backs. Donnel Pumphrey had 198 yards from scrimmage and a touchdown, and Rashaad Penny added 160 scrimmage yards with two touchdowns.

SDSU had two 100-yard rushers in the same game for the fourth time in the last 15 contests and 22nd time in school history. San Diego State is now 21-1 when it has multiple 100-yard rushers.

Pumphrey ran 31 times for 141 yards and caught seven passes for 57 yards. His 26th career 100-yard rushing game tied DonTrell Moore (New Mexico, 2002-05) for the Mountain West Conference record. Pumphrey moved from 17th in NCAA history (using the official NCAA record books) to 14th with 5,163 rushing yards, passing the likes LaMichael James (5,082) and Mantee Ball (5,140), among others.

Penny rushed 14 times for 110 yards and a touchdown, and added two catches for 50 yards and a touchdown. The rushing yards, rushing touchdown, receptions, receiving yards and receiving TD were all personal bests.

Penny got San Diego State off to a quick start on the Aztecs' first drive of the game with a 41-yard touchdown catch. He added a 4-yard TD run to cap the scoring in the fourth.

The first half saw kicker John Baron II produce a career game of his own. The sophomore was 2-for-2 in field goal attempts, including a pair of career-long makes (48 and 50 yards).

Baron became the first Aztec since 2007 with multiple field goals in the same game from at least 48 yards (third time since 1996).

With a 13-7 lead with 4:50 remaining in the third quarter, Pumphrey scored from nine yards, splitting a pair of defenders with a cutback move to give the Aztecs (4-1, 1-0) a 20-7 lead.

Christian Chapman was 15-for-20 for 215 yards and one touchdown. He improved to 6-1 as the starting quarterback, and connected on a career-high 75 percent of his passing attempts (min. 5 att.).

For the Rebels, Dalton Sneed completed just 2 of 12 for 9 yards and an interception for UNLV (2-4, 1-1).

Calvin Munson shared the team lead in tackles with five, four of which were solo. He led the team in tackles for the 12th time of his career (third time this season).

Damontae Kazee and Derek Babiash also recorded five tackles. Derek Babiash recorded an interception for the second straight game and now has two for his career. Austin Wyatt-Thayer, who posted a pair of tackles, had his first career sack. He was also one of six Aztecs with a tackle for loss.

>>> SCORING SUMMARY

| Qtr | Time | Team | Scoring Play | Plays | TOP | Score |
|-----|-------|------|----------------------------------------------|-------|------|-------|
| 1st | 13:16 | SDSU | Penny 41-yd pass from Chapman (Baron kick) | 4-72 | 1:44 | 0-7 |
| 1st | 8:16 | SDSU | Baron 48-yd field goal | 10-27 | 4:51 | 0-10 |
| 2nd | 10:35 | LV | Baldwin 20-yd fumble recovery (Pantels kick) | -- | -- | 7-10 |
| 2nd | 1:28 | SDSU | Baron 50-yd field goal | 9-45 | 4:52 | 7-13 |
| 3rd | 4:50 | SDSU | Pumphrey 9-yd run (Baron kick) | 6-60 | 2:29 | 7-20 |
| 4th | 12:47 | SDSU | Penny 4-yd run (Chapman pass failed) | 10-81 | 4:31 | 7-26 |

INDIVIDUAL STATISTICS

>>> UNLV

| Rushing | Att | Yds | TD | Long | Avg |
|---------------|-----------|------------|----------|-----------|------------|
| Sneed | 12 | 56 | 0 | 12 | 4.7 |
| Thomas | 9 | 27 | 0 | 15 | 3.0 |
| Williams | 9 | 21 | 0 | 7 | 2.3 |
| Stevenson | 1 | 12 | 0 | 12 | 12.0 |
| Greene | 1 | 1 | 0 | 1 | 1.0 |
| Campbell | 1 | 0 | 0 | 0 | 0.0 |
| Palandech | 3 | -4 | 0 | 4 | -1.3 |
| Totals | 36 | 113 | 0 | 15 | 3.1 |

| Passing | C-A-I | Yds | TD | Long | Sack |
|---------------|---------------|----------|----------|----------|----------|
| Chapman | 2-12-1 | 9 | 0 | 5 | 1 |
| Palandech | 0-1-0 | 0 | 0 | 0 | 1 |
| Totals | 2-13-1 | 9 | 0 | 5 | 2 |

| Receiving | No. | Yds | TD | Long |
|---------------|----------|----------|----------|----------|
| Boyd | 2 | 9 | 0 | 5 |
| Totals | 2 | 9 | 0 | 5 |

>>> SAN DIEGO STATE

| Rushing | Att | Yds | TD | Long | Avg |
|---------------|-----------|------------|----------|-----------|------------|
| Pumphrey | 31 | 141 | 1 | 15 | 4.5 |
| Penny | 14 | 110 | 1 | 22 | 7.9 |
| Washington | 5 | 13 | 0 | 10 | 2.6 |
| Chapman | 4 | -19 | 0 | 1 | -4.8 |
| Totals | 54 | 275 | 2 | 22 | 4.5 |

| Passing | C-A-I | Yds | TD | Long | Sack |
|---------------|----------------|------------|----------|-----------|----------|
| Chapman | 15-20-0 | 215 | 1 | 41 | 3 |
| Totals | 15-20-0 | 215 | 1 | 41 | 3 |

| Receiving | No. | Yds | TD | Long |
|---------------|-----------|------------|----------|-----------|
| Pumphrey | 7 | 57 | 0 | 15 |
| Holder | 3 | 68 | 0 | 28 |
| Penny | 2 | 50 | 1 | 41 |
| Truxton | 2 | 36 | 0 | 20 |
| Anderson | 1 | 4 | 0 | 4 |
| Totals | 15 | 215 | 1 | 41 |

Game 6

| | | | | | | |
|-----------------|---|---|---|---|---|----|
| SAN DIEGO STATE | 3 | 7 | 7 | 0 | - | 17 |
| FRESNO STATE | 0 | 0 | 3 | 0 | - | 0 |

Oct. 14 | Bulldog Stadium | Fresno, Calif. | 7:05 p.m. PT | Attendance: 24,731



TEAM STATISTICS

| | SDSU | FS |
|---------------------------------------|----------------|----------------|
| FIRST DOWNS | 25 | 10 |
| Rushing | 20 | 4 |
| Passing | 5 | 4 |
| Penalty | 0 | 2 |
| NET YARDS RUSHING | 292 | 78 |
| Rushing Attempts | 61 | 24 |
| Average Per Rush | 4.8 | 3.2 |
| Rushing Touchdowns | 2 | 0 |
| Yards Gained Rushing | 302 | 92 |
| Yards Lost Rushing | 10 | 14 |
| NET YARDS PASSING | 72 | 139 |
| Completions-Attempts-Int | 7-12-0 | 16-27-3 |
| Average Per Attempt | 6.0 | 5.1 |
| Average Per Completion | 10.3 | 8.7 |
| Passing Touchdowns | 0 | 0 |
| TOTAL OFFENSE YARDS | 364 | 217 |
| Total offense plays | 73 | 51 |
| Average Gain Per Play | 5.0 | 4.3 |
| Fumbles: Number-Lost | 1-0 | 0-0 |
| Penalties: Number-Yards | 6-65 | 5-36 |
| PUNTS-YARDS | 4-145 | 5-197 |
| Average Yards Per Punt | 36.2 | 39.4 |
| Net Yards Per Punt | 36.2 | 39.4 |
| Inside 20 | 3 | 1 |
| 50+ Yards | 1 | 0 |
| Touchbacks | 0 | 0 |
| Fair catch | 2 | 4 |
| KICKOFFS-YARDS | 4-256 | 2-122 |
| Average Yards Per Kickoff | 64.0 | 61.0 |
| Net Yards Per Kickoff | 41.2 | 40.5 |
| Touchbacks | 0 | 0 |
| Punt returns: Number-Yards-TD | 1-0-0 | 0-0-0 |
| Average Per Return | 0.0 | 0.0 |
| Kickoff returns: Number-Yds-TD | 2-41-0 | 4-91-0 |
| Average Per Return | 20.5 | 22.8 |
| Interceptions: Number-Yds-TD | 3-20-0 | 0-0-0 |
| Fumble Returns: Number-Yds-TD | 0-0-0 | 0-0-0 |
| Miscellaneous Yards | 0 | 0 |
| Possession Time | 37:19 | 22:41 |
| 1st Quarter | 9:28 | 5:32 |
| 2nd Quarter | 11:30 | 3:30 |
| 3rd Quarter | 8:22 | 6:38 |
| 4th Quarter | 7:59 | 7:01 |
| Third-Down Conversions | 7 of 13 | 5 of 14 |
| Fourth-Down Conversions | 0 of 1 | 0 of 2 |
| Red-Zone Scores-Chances | 2-3 | 0-0 |
| Touchdowns | 2-3 | 0-0 |
| Field goals | 0-3 | 0-0 |
| Sacks By: Number-Yards | 2-12 | 1-1 |
| PAT Kicks | 2-2 | 0-0 |
| Field Goals | 1-1 | 1-1 |
| Points off turnovers | 3 | 0 |

▶▶ GAME NOTES

Big Notes

- Donnel Pumphrey recorded his fifth career 200-yard rushing game, 12th career 150-yard game and 27th career 100-yard game with 220 yards and two touchdowns. He moved from 14th to eighth on the all-time NCAA rushing list with 5,383 yards passing Archie Griffin (5,177), Herschel Walker (5,259) and LaDainian Tomlinson (5,263), among others.
 - San Diego State won its 13th consecutive game against a conference opponent (including the win over Air Force in the 2015 Mountain West Championship). That is the longest active streak in the nation, one game ahead of Clemson (12).
 - The Aztecs are outscoring the opposition, 427-145, (32.8-11.2) over the 13-game conference winning streak.
 - SDSU improved to 5-1 overall, their best six-game record to open a campaign since the 1997 squad was 5-1.
 - San Diego State held the Bulldogs to 217 total yards and now has held 18 consecutive conference opponents to less than 400 yards of total offense, the longest active streak in FBS.
 - The Aztecs won their 27th consecutive game when rushing for at least 200 yards. SDSU is now 35-2 in the Rocky Long era when rushing for 200-plus yards.
 - SDSU held Fresno State to three points, its fewest in a home game since at least 1996 and fewest in any game since being shut out at No. 3 Boise State, 51-0, on Nov. 19, 2010.
- Team Notes**
- San Diego State forced three turnovers and has now forced 27 turnovers over the last 10 games against a Mountain West team, while committing just five.
 - The Aztecs won their fourth straight game played on Friday and improved to 10-2 all-time in Friday contests.

Aztecs Run Past Fresno State, 17-3

FRESNO, Calif. - Donnel Pumphrey rushed for 220 yards and two touchdowns, and the San Diego State defense dominated Fresno State in a 17-3 win on Oct. 14 in Fresno, Calif.

Pumphrey posted his third 200-yard game of the season and became the first player in FBS play this year to surpass 1,000 rushing yards. He also moved from 14th to eighth on the NCAA's all-time rushing list, passing the likes of Archie Griffin, Herschel Walker and LaDainian Tomlinson, among others.

In a game that the Aztecs (5-1, 2-0 MW) dominated in all phases, including total offense (364-217), rushing (292-78), turnovers (0-3) and time of possession (37:19-22:41), SDSU set the tone early with a 12-play, 75-yard drive over 6:18. Although San Diego State failed to score - going for it on 4th and goal from the 1-yard line - it showed that they were not going to just take the points.

Starting on their own 1-yard line, the Bulldogs (1-5, 0-3 MW) ran two rushing plays to get to the 3 before Chase Virgil's pass on 3rd and 7 was picked off by a jumping Damontae Kazee at the FS 46. It was Kazee's 13th career interception, tying the Aztecs' Division I era (since 1969) record and tying for second in program history.

SDSU managed a field goal on its ensuing drive as John Baron connected from 47 yards to put the visitors up, 3-0. It was Baron's third straight field goal make (and attempt) from at least 47 yards.

After forcing a punt, San Diego State put together an 11-play, 75-yard drive over 6:43, culminating with a 2-yard touchdown run by Pumphrey to take a 10-0 lead.

The teams traded punts before Fresno State got into Aztec territory late in the half. The Bulldogs, however, attempted a pass on a punt attempt and Derek Babash picked off Blake Cusick for this third straight game with an interception.

FS finally got on the scoreboard on its first drive of the second half when Kody Kroening nailed a 39-yard field goal with 9:54 left in the third quarter.

The teams traded punts once again with SDSU adding to its lead late in the third quarter. Pumphrey ended the 9-play, 52-yard drive with a 13-yard run, giving San Diego State a 17-3 lead and marking the final points of the game.

Fresno State got all the way to the Aztec 48-yard line late in the fourth quarter, but Kameron Kelly intercepted Virgil at the 21, sealing the 13th straight win by SDSU over a conference opponent.

Pumphrey finished with a career-high 38 carries, breaking 100 yards for the fifth straight game and 27th time of his career, breaking another MW record. It was also his 12th career 150-yard game and sixth 200-yard affair. Pumphrey's two rushing scores moved him into a tie for the 13th most in NCAA history at 56.

At 5-1, San Diego State matched its best start to a season since 1997.

The Aztecs held the Bulldogs to just three points, their fewest in a home game since at least 1996 and fewest in any game since being shut out at No. 3 Boise State, 51-0, on Nov. 19, 2010.

SDSU quarterback Christian Chapman only attempted 12 passes, completing seven of them, for 72 yards to improve to 7-1 as the team's starting quarterback.

Playing in front of his hometown crowd, tight end David Wells set career highs with three catches and 30 yards.

Calvin Munson led San Diego State in tackles for the fourth time this year in six games and 13th time of his career with 10 stops. It was his third double-digit tackle game of the year and eighth of his career.

The Aztecs held their 18th straight conference opponent to less than 400 yards of total offense, extending their FBS lead and won their 27th straight game when rushing for at least 200 yards.

>>> SCORING SUMMARY

| Qtr | Time | Team | Scoring Play | Plays | TOP | Score |
|-----|------|------|---------------------------------|-------|------|-------|
| 1st | 4:21 | SDSU | Baron 47-yd field goal | 6-17 | 3:10 | 3-0 |
| 2nd | 9:15 | SDSU | Pumphrey 2-yd run (Baron kick) | 11-75 | 5:34 | 10-0 |
| 3rd | 9:54 | FS | Kroening 39-yd field goal | 13-54 | 5:06 | 10-3 |
| 3rd | 0:09 | SDSU | Pumphrey 13-yd run (Baron kick) | 9-52 | 3:28 | 17-3 |

INDIVIDUAL STATISTICS

>>> SAN DIEGO STATE

| Rushing | Att | Yds | TD | Long | Avg |
|---------------|-----------|------------|----------|-----------|------------|
| Pumphrey | 38 | 220 | 2 | 22 | 5.8 |
| Penny | 15 | 49 | 0 | 12 | 3.3 |
| Chapman | 6 | 26 | 0 | 13 | 4.3 |
| TEAM | 2 | -3 | 0 | 0 | -1.5 |
| Totals | 61 | 292 | 2 | 22 | 4.8 |

| Passing | C-A-I | Yds | TD | Long | Sack |
|---------------|---------------|-----------|----------|-----------|----------|
| Chapman | 7-12-0 | 72 | 0 | 14 | 1 |
| Totals | 7-12-0 | 72 | 0 | 14 | 1 |

| Receiving | No. | Yds | TD | Long |
|---------------|----------|-----------|----------|-----------|
| Wells | 3 | 30 | 0 | 14 |
| Bawden | 2 | 23 | 0 | 14 |
| Houston | 1 | 14 | 0 | 14 |
| Penny | 1 | 5 | 0 | 5 |
| Totals | 7 | 72 | 0 | 14 |

>>> FRESNO STATE

| Rushing | Att | Yds | TD | Long | Avg |
|---------------|-----------|-----------|----------|-----------|------------|
| Virgil | 9 | 44 | 0 | 28 | 4.9 |
| James | 15 | 34 | 0 | 10 | 2.3 |
| Totals | 24 | 78 | 0 | 28 | 3.2 |

| Passing | C-A-I | Yds | TD | Long | Sack |
|---------------|----------------|------------|----------|-----------|----------|
| Virgil | 16-26-2 | 139 | 0 | 49 | 2 |
| Cusick | 0-1-1 | 0 | 0 | 0 | 0 |
| Totals | 16-27-3 | 139 | 0 | 49 | 2 |

| Receiving | No. | Yds | TD | Long |
|---------------|-----------|------------|----------|-----------|
| Johnson | 8 | 56 | 0 | 22 |
| Peck | 6 | 32 | 0 | 8 |
| Jordan | 1 | 49 | 0 | 49 |
| Riddering | 1 | 2 | 0 | 2 |
| Totals | 16 | 139 | 0 | 49 |

Game 7

| | | | | | | |
|-----------------|---|----|----|---|---|----|
| SAN JOSE STATE | 0 | 3 | 0 | 0 | - | 3 |
| SAN DIEGO STATE | 7 | 14 | 21 | 0 | - | 42 |

Oct. 15 | Qualcomm Stadium | San Diego, Calif. | 7:35 p.m. PT | Attendance: 25,613



TEAM STATISTICS

| | UNLV | SDSU |
|---------------------------------------|---------|---------|
| FIRST DOWNS | 14 | 22 |
| Rushing | 3 | 12 |
| Passing | 10 | 7 |
| Penalty | 1 | 3 |
| NET YARDS RUSHING | 67 | 293 |
| Rushing Attempts | 28 | 44 |
| Average Per Rush | 2.4 | 6.7 |
| Rushing Touchdowns | 0 | 5 |
| Yards Gained Rushing | 100 | 298 |
| Yards Lost Rushing | 33 | 5 |
| NET YARDS PASSING | 142 | 167 |
| Completions-Attempts-Int | 18-37-0 | 13-18-1 |
| Average Per Attempt | 3.8 | 9.3 |
| Average Per Completion | 7.9 | 12.8 |
| Passing Touchdowns | 0 | 1 |
| TOTAL OFFENSE YARDS | 209 | 460 |
| Total offense plays | 65 | 62 |
| Average Gain Per Play | 3.2 | 7.4 |
| Fumbles: Number-Lost | 1-0 | 1-0 |
| Penalties: Number-Yards | 7-69 | 5-37 |
| PUNTS-YARDS | 7-310 | 3-122 |
| Average Yards Per Punt | 44.3 | 40.7 |
| Net Yards Per Punt | 41.4 | 34.0 |
| Inside 20 | 0 | 0 |
| 50+ Yards | 3 | 0 |
| Touchbacks | 0 | 0 |
| Fair catch | 1 | 1 |
| KICKOFFS-YARDS | 2-130 | 7-448 |
| Average Yards Per Kickoff | 65.0 | 64.0 |
| Net Yards Per Kickoff | 40.0 | 44.6 |
| Touchbacks | 2 | 0 |
| Punt returns: Number-Yards-TD | 2-20-0 | 2-20-0 |
| Average Per Return | 10.0 | 10.0 |
| Kickoff returns: Number-Yds-TD | 7-136-0 | 0-0-0 |
| Average Per Return | 19.4 | 0.0 |
| Interceptions: Number-Yds-TD | 1-16-0 | 0-0-0 |
| Fumble Returns: Number-Yds-TD | 0-0-0 | 0-0-0 |
| Miscellaneous Yards | 0 | 0 |
| Possession Time | 29:01 | 30:59 |
| 1st Quarter | 6:48 | 8:12 |
| 2nd Quarter | 8:20 | 6:40 |
| 3rd Quarter | 3:23 | 11:37 |
| 4th Quarter | 10:30 | 4:30 |
| Third-Down Conversions | 7 of 18 | 4 of 9 |
| Fourth-Down Conversions | 1 of 3 | 2 of 2 |
| Red-Zone Scores-Chances | 1-2 | 4-4 |
| Touchdowns | 0-2 | 4-4 |
| Field goals | 1-2 | 0-4 |
| Sacks By: Number-Yards | 1-4 | 5-21 |
| PAT Kicks | 0-0 | 6-6 |
| Field Goals | 1-1 | 0-0 |
| Points off turnovers | 3 | 0 |

▶▶ GAME NOTES

Big Notes

- The Aztecs are bowl eligible for the seventh straight season.
- SDSU's 39-point winning margin was its largest since a 47-0 win over Nicholls on Sept. 4, 2010 and largest in a league game since a 56-8 victory over Hawai'i on Oct. 11, 1996.
- SDSU had two 100-yard rushers in the same game for the fifth time in the last 17 contests and 23rd time in school history. San Diego State is now 22-1 when it has multiple 100-yard rushers.
- Donnel Pumphrey recorded his 27th career 100-yard game with 135 yards and two touchdowns on 24 carries.
- Rashaad Penny had his second 100-yard game in three games. He finished five yards shy of his career high of 110.
- The Aztecs improved to 6-1 overall, their best seven-game record to open a campaign since the 1977 squad was 6-1.
- San Diego State held its third straight opponent to single digits in scoring for the first time since a four-game stretch from Oct. 15-Nov. 5, 1977.
- SDSU held the Spartans to 209 total yards and now has held 19 consecutive conference opponents to less than 400 yards of total offense, the longest active streak.
- The Aztecs won their 28th consecutive game when rushing for at least 200 yards. SDSU is now 36-2 in the Rocky Long era when rushing for 200-plus yards.

Team Notes

- The Aztecs won their fifth straight game played on Friday and improved to 11-2 all-time in Friday contests.
- SDSU won its fifth straight game against a team from the state of California (California, Fresno State (2), and San José State (2)). That is San Diego State's longest win streak against teams from the Golden State since a five-game streak from 1977-78.

San Diego State Rolls Past SJSU, 42-3

SAN DIEGO - Donnel Pumphrey ran for 135 yards and two touchdowns and Rashaad Penny ran for 105 yards and three scores to lead San Diego State to a 42-3 win over San José State to become bowl eligible for a seventh straight season Friday night at Qualcomm Stadium.

The Aztecs (6-1, 3-0 MW) outgained the Spartans (2-6, 1-3 MW), 460-209, and continued their best start since 1977. The 39-point margin of victory was SDSU's best since a 47-0 win against Nicholls in 2010 and was the largest in a conference game since a 56-8 victory over Hawai'i in 1996.

San Diego State scored its first three touchdowns - a 4-yard pass from Christian Chapman to David Wells, a 3-yard run by Penny and a 27-yard run by Pumphrey - before SJSU got on the scoreboard with a 26-yard field goal late in the first half, closing the gap at 21-3.

The Aztecs then scored on three straight drives in the third quarter, beginning with a 4-yard run by Penny, followed by a 23-yard scamper by Pumphrey and ending with a career-long 73-yard dash by Penny.

San José State got 105 of its 209 yards over its final two drives in the fourth quarter, but failed on a fourth-and-goal from the 5 and a fourth-and-six from the 35 to close out the game.

Pumphrey's two touchdowns broke two more of Marshall Faulk's career records, including rushing (58) and overall (63). Both numbers rank in a tie for 11th in NCAA FBS history. He also finished with his sixth straight 100-yard game and 28th of his career. Pumphrey added two catches for 14 yards.

Penny, meanwhile, ran for his 105 yards on just nine attempts (11.7 avg.), thanks mainly on the 73-yarder. His three rushing touchdowns (and overall scores) were both career highs as he earned his second 100-yard game in three contests. Penny added two catches for 64 yards.

SDSU had two 100-yard rushers in the same game for the fifth time in the last 17 contests and 23rd time in program history.

Quarterback Christian Chapman added 31 yards on the ground as San Diego State ran for 293 yards and five touchdowns, winning its 28th consecutive game when rushing for at least 200 yards.

Chapman also threw for 167 yards and a touchdown, going 13 for 18.

David Wells posted career highs of five receptions and 62 yards, all in the first two drives, including a 4-yard touchdown catch from Chapman. Both the five catches and 62 yards were the Aztecs' most by a tight end since Gavin Escobar in 2012.

The San Diego State defense held its third straight opponent to single digits for the first time since a four-game stretch from Oct. 15-Nov. 5, 1977.

SDSU extended numerous streaks, including consecutive wins against conference opponents (14), home wins vs. league foes (13), victories in the Pacific Time Zone (12) and wins a home (9).

>>> SCORING SUMMARY

| Qtr | Time | Team | Scoring Play | Plays | TOP | Score |
|-----|-------|------|-------------------------------------------|-------|------|-------|
| 1st | 2:10 | SDSU | Wells 4-yd pass from Chapman (Baron kick) | 10-70 | 5:18 | 0-7 |
| 2nd | 12:34 | SDSU | Penny 3-yd run (Baron kick) | 7-62 | 2:47 | 0-14 |
| | 09:41 | SDSU | Pumphrey 27-yd run (Baron kick) | 3-43 | 0:50 | 0-21 |
| | 03:00 | SJ | Crawford 26-yd field goal | 6-16 | 1:55 | 3-21 |
| 3rd | 10:25 | SDSU | Penny 4-yd run (Baron kick) | 10-75 | 4:35 | 3-28 |
| | 03:29 | SDSU | Pumphrey 23-yd run (Baaron kick) | 11-76 | 5:58 | 3-35 |
| | 00:00 | SDSU | Penny 73-yd run (Baron kick) | 2-71 | 1:04 | 3-42 |

INDIVIDUAL STATISTICS

>>> San José State

| Rushing | Att | Yds | TD | Long | Avg |
|---------------|-----------|-----------|----------|-----------|------------|
| Potter | 9 | 42 | 0 | 21 | 4.7 |
| Roberson | 5 | 14 | 0 | 4 | 2.8 |
| Zigler | 7 | 14 | 0 | 4 | 2.0 |
| Cooper | 3 | 4 | 0 | 4 | 1.3 |
| Love | 4 | -7 | 0 | 7 | -1.8 |
| Totals | 28 | 67 | 0 | 21 | 2.4 |

| Passing | C-A-I | Yds | TD | Long | Sack |
|---------------|----------------|------------|----------|-----------|----------|
| Potter | 13-29-0 | 104 | 0 | 23 | 3 |
| Love | 5-8-0 | 38 | 0 | 11 | 2 |
| Totals | 18-37-0 | 142 | 0 | 23 | 5 |

| Receiving | No. | Yds | TD | Long |
|---------------|-----------|------------|----------|-----------|
| Crawley | 4 | 10 | 0 | 9 |
| Hartley | 3 | 46 | 0 | 22 |
| Johnson | 3 | 18 | 0 | 8 |
| Holmes | 2 | 32 | 0 | 23 |
| Cooper | 1 | 11 | 0 | 11 |
| Roberson | 1 | 10 | 0 | 10 |
| Cottrell | 1 | 9 | 0 | 9 |
| Oliver | 1 | 6 | 0 | 6 |
| Zigler | 1 | 3 | 0 | 3 |
| Smith | 1 | -3 | 0 | 0 |
| Totals | 18 | 142 | 0 | 23 |

>>> SAN DIEGO STATE

| Rushing | Att | Yds | TD | Long | Avg |
|---------------|-----------|------------|----------|-----------|------------|
| Pumphrey | 24 | 135 | 2 | 27 | 5.6 |
| Penny | 9 | 105 | 3 | 73 | 11.7 |
| Chapman | 5 | 31 | 0 | 13 | 6.2 |
| Washington | 6 | 22 | 0 | 12 | 3.7 |
| Totals | 44 | 293 | 5 | 73 | 6.7 |

| Passing | C-A-I | Yds | TD | Long | Sack |
|---------------|----------------|------------|----------|-----------|----------|
| Chapman | 13-18-1 | 167 | 1 | 35 | 1 |
| Totals | 13-18-1 | 167 | 1 | 35 | 1 |

| Receiving | No. | Yds | TD | Long |
|---------------|-----------|------------|----------|-----------|
| Wells | 5 | 62 | 1 | 24 |
| Penny | 2 | 64 | 0 | 35 |
| Bawden | 2 | 17 | 0 | 9 |
| Pumphrey | 2 | 14 | 0 | 7 |
| Anderson | 1 | 6 | 0 | 6 |
| Washington | 1 | 4 | 0 | 4 |
| Totals | 13 | 167 | 1 | 35 |

Game 8

| | | | | | |
|-----------------|----|----|---|----|----|
| SAN DIEGO STATE | 10 | 10 | 3 | 17 | 40 |
| UTAH STATE | 7 | 0 | 0 | 6 | 13 |

Oct. 28 | Maverick Stadium | Logan, Utah | 6:00 p.m. MT | Attendance: 17,332



TEAM STATISTICS

| | SDSU | USU |
|---------------------------------------|----------------|-----------------|
| FIRST DOWNS | 20 | 12 |
| Rushing | 18 | 4 |
| Passing | 0 | 6 |
| Penalty | 2 | 2 |
| NET YARDS RUSHING | 400 | 71 |
| Rushing Attempts | 57 | 28 |
| Average Per Rush | 7.0 | 2.5 |
| Rushing Touchdowns | 2 | 1 |
| Yards Gained Rushing | 418 | 90 |
| Yards Lost Rushing | 18 | 19 |
| NET YARDS PASSING | 14 | 181 |
| Completions-Attempts-Int | 4-10-0 | 11-26-1 |
| Average Per Attempt | 1.4 | 7.0 |
| Average Per Completion | 3.5 | 16.5 |
| Passing Touchdowns | 1 | 1 |
| TOTAL OFFENSE YARDS | 414 | 252 |
| Total offense plays | 67 | 54 |
| Average Gain Per Play | 6.2 | 4.7 |
| Fumbles: Number-Lost | 0-0 | 1-1 |
| Penalties: Number-Yards | 4-40 | 4-39 |
| PUNTS-YARDS | 3-132 | 7-310 |
| Average Yards Per Punt | 44.0 | 44.3 |
| Net Yards Per Punt | 45.0 | 44.3 |
| Inside 20 | 1 | 1 |
| 50+ Yards | 2 | 1 |
| Touchbacks | 0 | 0 |
| Fair catch | 0 | 6 |
| KICKOFFS-YARDS | 8-508 | 3-185 |
| Average Yards Per Kickoff | 63.5 | 61.7 |
| Net Yards Per Kickoff | 44.8 | 32.7 |
| Touchbacks | 2 | 1 |
| Punt returns: Number-Yards-TD | 0-0-0 | 2-(-3)-0 |
| Average Per Return | 0.0 | -1.5 |
| Kickoff returns: Number-Yds-TD | 2-62-0 | 6-100-0 |
| Average Per Return | 31.0 | 16.7 |
| Interceptions: Number-Yds-TD | 1-28-1 | 0-0-0 |
| Fumble Returns: Number-Yds-TD | 0-0-0 | 0-0-0 |
| Miscellaneous Yards | 0 | 0 |
| Possession Time | 36:45 | 23:15 |
| 1st Quarter | 9:08 | 5:52 |
| 2nd Quarter | 11:34 | 3:26 |
| 3rd Quarter | 10:15 | 4:45 |
| 4th Quarter | 5:48 | 9:12 |
| Third-Down Conversions | 7 of 14 | 5 of 14 |
| Fourth-Down Conversions | 0 of 0 | 1 of 1 |
| Red-Zone Scores-Chances | 4-4 | 1-1 |
| Touchdowns | 2-4 | 1-1 |
| Field goals | 2-4 | 0-1 |
| Sacks By: Number-Yards | 3-13 | 2-4 |
| PAT Kicks | 4-4 | 1-2 |
| Field Goals | 4-4 | 0-0 |
| Points off turnovers | 10 | 0 |

▶▶ GAME NOTES

Big Notes

- Donnel Pumphrey moved from eighth on the NCAA FBS all-time rushing list to fifth (5,741) with 223 yards tonight, passing Cedric Benson (5,540), Travis Prentice (5,596) and Charles White (5,598), despite not playing in the fourth quarter for the second consecutive game.
- SDSU's rushing yards are tied for the second most in its Division I history (since 1969) and seventh in program history.
- Donnel Pumphrey recorded his seventh straight 100-yard rushing game and 28th of his career with 223 yards on 32 carries (7.0).
- Juwan Washington recorded his first career 100-yard rushing game with 137 yards and two touchdowns on 14 carries (9.8 avg.).
- SDSU has two 100-yard rushers in the same game for the sixth time in the last 18 contests and 24th time in school history. San Diego State is now 23-1 when it has multiple 100-yard rushers.
- Rocky Long claimed his 50th victory at San Diego State (115th overall). He is just the third football coach in program history to reach that milestone (also: Don Coryell (104) and Claude Gilbert (61)). He has more victories than his three predecessors combined (Brady Hoke (13), Chuck Long (9) and Tom Craft (19)).

Team Notes

- San Diego State trailed, 7-0, with 8:08 left in the first quarter, its first time trailing in a regular season league game since a 10-7 deficit at Colorado State on Oct. 31, 2015 (SDSU won, 41-17). It was its first time trailing in 400 minutes, 14 seconds (400:14).
- The Aztecs won their sixth straight game played on Friday and improved to 12-2 all-time in Friday contests.

San Diego State Rolls Utah State, 40-13

LOGAN, Utah - Donnel Pumphrey ran for 223 yards, moving into the top five on the NCAA career list, and Juwan Washington added 137 yards and two touchdowns in San Diego State's 40-13 victory over Utah State on Friday night.

SDSU piled up 400 yards on the ground, holding the Aggies to 71 yards rushing. San Diego State's 2,169 rushing yards are tied for the second most in its Division I history (since 1969) and seventh in program history.

Pumphrey broke 200 yards for the fourth time of the season (tied with Marshall Faulk for most in SDSU single-season history) and sixth time of his career (second in school history, one behind Faulk). He also recorded his fourth game this year with at least 220 yards (no other player in FBS this year has more than one).

The game got off to a surprising start for the Aztecs, who had not trailed in a game since a 10-7 deficit at Colorado State on Oct. 31, 2015. With just over eight minutes remaining in the first quarter, Aggies starting quarterback Kent Myers rushed 10 yards into the end zone for the first score of the game. It was the Aztecs' first time trailing in 400 minutes, 14 seconds (400:14).

But the Scarlet and Black replied immediately with a 50-second drive. Rashaad Penny returned the kickoff for 56 yards, which Pumphrey followed up with a five-yard rush. Washington ran 39 yards for his first career touchdown, knotting the score at 7-7. He added a second touchdown in the fourth quarter en route to his first 100-yard game.

San Diego State took the game and ran with it, due in large part to John Baron II. The sophomore was perfect on a career high four field goals in the driving rain, hitting his target from 21, 23, 41 and 43 yards. The four field goals tied a school record. He has now made eight straight field goals and is 10-for-11 (.900) on the season (and his career).

Quest Truxton and Malik Smith also recorded the first touchdowns of their career. With the score at 10-7 in the second quarter, Truxton caught a 10-yard pass from Christian Chapman for the 17-7 lead.

Smith, meanwhile, intercepted the ninth pass of his career in the fourth quarter and sprinted 28 yards into the end zone for the 40-7 score. San Diego State now has six interception returns for a touchdown (by five players) since the beginning of 2015.

Defensively, Ronley Lakalaka led the team in tackles (6) for the first time of his career. Dakota Turner forced his first career fumble, while Parker Baldwin recovered his first career fumble.

At quarterback for the Aztecs, Christian Chapman was 4-for-9 for 14 yards and one touchdown with zero interceptions. He improved to 9-1 as the starting quarterback, throwing the 10th touchdown of the season and 12th of his career.

The win was the 50th of SDSU head coach Rocky Long's career at San Diego State and his 115th overall. He is just the third football coach in program history to reach that milestone (also: Don Coryell (104) and Claude Gilbert (61)). He has more victories than his three predecessors combined (Brady Hoke (13), Chuck Long (9) and Tom Craft (19)).

The Aztecs handed Utah State just its fifth home loss in its last 31 home games (the Aggies entered the game with the nation's ninth-highest home winning percentage since Nov. 12, 2011 at 26-4).

>>SCORING SUMMARY

| Qtr | Time | Team | Scoring Play | Plays | TOP | Score |
|-----|-------|------|----------------------------------------------|-------|------|---------|
| 1st | 8:08 | USU | Myers 10-yd run (Warren kick) | 7-70 | 2:57 | 0 - 7 |
| | 7:11 | SDSU | Washington 39-yd run (Baron kick) | 2-44 | 0:44 | 7 - 7 |
| | 1:04 | SDSU | Baron 21-yd field goal | 9-61 | 4:16 | 10 - 7 |
| 2nd | 6:33 | SDSU | Truxton 10-yd pass f/ Chapman (Baron kick) | 16-79 | 8:13 | 17 - 7 |
| | 0:00 | SDSU | Baron 41-yd field goal | 5-45 | 1:35 | 20 - 7 |
| 3rd | 8:24 | SDSU | Baron 43-yd field goal | 9-46 | 4:20 | 23 - 7 |
| | 14:49 | SDSU | Baron 23-yd field goal | 12-53 | 6:06 | 26 - 7 |
| 4th | 13:33 | SDSU | Washington 1-yd run (Baron kick) | 2-65 | 0:44 | 33 - 7 |
| | 13:21 | SDSU | Smith 28-yd interception return (Baron kick) | | | 40 - 7 |
| | 7:59 | USU | Colston-Green 23-yd pass f/ Myers | 13-91 | 5:14 | 40 - 13 |

INDIVIDUAL STATISTICS

>>SAN DIEGO STATE

| Rushing | Att | Yds | TD | Long | Avg |
|---------------|-----------|------------|----------|-----------|------------|
| Pumphrey | 32 | 223 | 0 | 44 | 7.0 |
| Washington | 14 | 137 | 2 | 64 | 9.8 |
| Truxton | 1 | 21 | 0 | 21 | 21.0 |
| Penny | 5 | 16 | 0 | 8 | 3.2 |
| Chapman | 3 | 6 | 0 | 10 | 2.0 |
| Totals | 57 | 400 | 2 | 64 | 7.0 |

| Passing | C-A-I | Yds | TD | Long | Sack |
|---------------|---------------|-----------|----------|-----------|----------|
| Chapman | 4-9-0 | 14 | 1 | 10 | 2 |
| Pumphrey | 0-1-0 | 0 | 0 | 0 | 0 |
| Totals | 4-10-0 | 14 | 1 | 10 | 2 |

| Receiving | No. | Yds | TD | Long |
|---------------|----------|-----------|----------|-----------|
| Truxton | 1 | 10 | 1 | 10 |
| Houston | 1 | 5 | 0 | 5 |
| Penny | 1 | 0 | 0 | 0 |
| Wells | 1 | -1 | 0 | 0 |
| Totals | 4 | 14 | 1 | 10 |

>>UTAH STATE

| Rushing | Att | Yds | TD | Long | Avg |
|---------------|-----------|-----------|----------|-----------|------------|
| Myers | 9 | 26 | 1 | 12 | 2.9 |
| Hobbs | 6 | 23 | 0 | 11 | 3.8 |
| Mays | 8 | 19 | 0 | 10 | 2.4 |
| Lindsey | 3 | 5 | 0 | 2 | 1.7 |
| Hunt | 1 | 3 | 0 | 3 | 3.0 |
| Lewis | 1 | -5 | 0 | 0 | -5.0 |
| Totals | 28 | 71 | 1 | 12 | 2.5 |

| Passing | C-A-I | Yds | TD | Long | Sack |
|---------------|----------------|------------|----------|-----------|----------|
| Myers | 11-26-1 | 181 | 1 | 43 | 3 |
| Totals | 11-26-1 | 181 | 1 | 43 | 3 |

| Receiving | No. | Yds | TD | Long |
|---------------|-----------|------------|----------|-----------|
| Houston | 3 | 40 | 0 | 25 |
| Tarver | 3 | 28 | 0 | 14 |
| Colston-Green | 2 | 30 | 1 | 23 |
| Byers | 1 | 43 | 0 | 43 |
| Lewis | 1 | 22 | 0 | 22 |
| Rodriguez | 1 | 18 | 0 | 18 |
| Totals | 11 | 181 | 1 | 43 |

Game 9

| | | | | | |
|-----------------|----|----|----|----|----|
| HAWAI'I | 0 | 0 | 0 | 0 | 0 |
| SAN DIEGO STATE | 14 | 13 | 14 | 14 | 55 |

Nov. 5 | Qualcomm Stadium | San Diego, Calif. | 4:00 p.m. PT | Attendance: 41,644



TEAM STATISTICS

| | SDSU | UH |
|---------------------------------------|-----------------|----------------|
| FIRST DOWNS | 15 | 19 |
| Rushing | 3 | 14 |
| Passing | 12 | 4 |
| Penalty | 0 | 1 |
| NET YARDS RUSHING | 48 | 296 |
| Rushing Attempts | 27 | 42 |
| Average Per Rush | 1.8 | 7.0 |
| Rushing Touchdowns | 0 | 2 |
| Yards Gained Rushing | 71 | 331 |
| Yards Lost Rushing | 23 | 35 |
| NET YARDS PASSING | 167 | 97 |
| Completions-Attempts-Int | 25-45-4 | 8-16-1 |
| Average Per Attempt | 3.7 | 6.1 |
| Average Per Completion | 6.7 | 12.1 |
| Passing Touchdowns | 0 | 3 |
| TOTAL OFFENSE YARDS | 215 | 393 |
| Total offense plays | 72 | 58 |
| Average Gain Per Play | 3.0 | 6.8 |
| Fumbles: Number-Lost | 1-0 | 1-0 |
| Penalties: Number-Yards | 8-69 | 3-20 |
| PUNTS-YARDS | 8-359 | 3-153 |
| Average Yards Per Punt | 44.9 | 51.0 |
| Net Yards Per Punt | 33.2 | 44.3 |
| Inside 20 | 2 | 2 |
| 50+ Yards | 2 | 1 |
| Touchbacks | 1 | 1 |
| Fair catch | 2 | 0 |
| KICKOFFS-YARDS | 1-65 | 10-603 |
| Average Yards Per Kickoff | 65.0 | 60.3 |
| Net Yards Per Kickoff | 40.0 | 40.4 |
| Touchbacks | 1 | 0 |
| Punt returns: Number-Yards-TD | 0-0-0 | 4-73-0 |
| Average Per Return | 0.0 | 18.2 |
| Kickoff returns: Number-Yds-TD | 10-199-0 | 0-0-0 |
| Average Per Return | 19.9 | 0.0 |
| Interceptions: Number-Yds-TD | 1-1-0 | 4-109-2 |
| Fumble Returns: Number-Yds-TD | 0-0-0 | 0-0-0 |
| Miscellaneous Yards | 24 | 0 |
| Possession Time | 32:30 | 27:30 |
| 1st Quarter | 5:36 | 9:24 |
| 2nd Quarter | 7:44 | 7:16 |
| 3rd Quarter | 7:37 | 7:23 |
| 4th Quarter | 11:33 | 3:27 |
| Third-Down Conversions | 5 of 16 | 5 of 10 |
| Fourth-Down Conversions | 0 of 2 | 0 of 0 |
| Red-Zone Scores-Chances | 0-1 | 4-5 |
| Touchdowns | 0-1 | 3-5 |
| Field goals | 0-1 | 1-5 |
| Sacks By: Number-Yards | 2-17 | 2-13 |
| PAT Kicks | 0-0 | 7-7 |
| Field Goals | 0-0 | 2-3 |
| Points off turnovers | 0 | 17 |

▶▶ GAME NOTES

Big Notes

- The 55-0 shutout was the Aztecs' largest margin of victory in a shutout in their Division I history (since 1969).
- San Diego State scored its most points in a game since beating Hawai'i, 56-8, on Oct. 11, 1996. The points were tied for the 12th most in its DI history (since 1969).
- The Aztecs improved to 18-1 (.947) over their last 19 games (since Oct. 3, 2015), the third-best record over that span.
- SDSU held the Rainbow Warriors to 215 total yards and now has held 21 consecutive conference opponents to less than 400 yards of total offense, the longest active streak in FBS.
- Donnel Pumphrey recorded his eighth straight 100-yard rushing game and 30th of his career with 112 yards touchdowns on 21 carries (5.3 avg.).
- Rashaad Penny recorded his third 100-yard rushing game of his career (all in the last five games) with 108 yards and one touchdown on just eight carries (13.5 avg.).
- SDSU had two 100-yard rushers in the same game for the third straight game, fourth time in five games, seventh time in 19 games and 25th time in school history. San Diego State is now 24-1 when it has multiple 100-yard rushers.

Team Notes

- San Diego State did not trail in the game and has now gone eight straight regular-season home games without trailing. The last time the Aztecs trailed in a regular-season home game was Nov. 21, 2014 vs. Air Force (14-13, would go onto win, 30-14), a period of 503 minutes, 13 seconds (503:13).
- The Aztecs have now allowed just 19 offensive points (3.8 avg.) in Mountain West games this season and their opponents are averaging just 203.0 yards per game (1,015 yards) through five games.

San Diego State Beats Hawai'i, 55-0

SAN DIEGO -- Donnel Pumphrey ran for 112 yards and Rashaad Penny added 108 yards on the ground to lead San Diego State to a 55-0 win over Hawai'i Saturday night at Qualcomm Stadium.

The win, coupled with a Nevada loss at New Mexico later in the night, wrapped up the West Division title for the Aztecs (8-1, 5-0 MW) and a trip to the MW Championship for the second straight season.

The 55-0 win was SDSU's largest margin of victory in a shutout in its Division I history (since 1969) and largest margin of victory overall since 1970 (second largest in its DI history). The 55 points, meanwhile, are San Diego State's most since scoring 56 against Hawai'i in 1996.

Pumphrey had 85 yards by the end of the first quarter and did not play in the fourth quarter for a third consecutive game. It was his eighth consecutive 100-yard game, tying his own personal-best streak and tied for the second longest in school history (Marshall Faulk, 10), and 30th of his career.

Penny, meanwhile, logged his 108 yards on just eight carries, averaging 13.5 yards per attempt. It was his third 100-yard game of his career, all over the past five games. Included in the 108 yards was a 73-yard touchdown, which tied a career long, in the third quarter.

It was the Aztecs' third consecutive game with multiple 100-yard rushers, fourth time in five games, seventh time in 19 games and 25th time in program history.

Jwan Washington added 48 yards on five attempts (9.6 avg.) and two overall touchdowns, a 24-yard pass from Christian Chapman in the third quarter and a 20-yard run in the fourth.

Chapman tied a career high with three touchdown passes, connecting on strikes of 13 yards to David Wells and nine yards to Quest Truxton in the first quarter, and the 24-yard pass to Washington in the third.

The SDSU defense also got into the mix with two interceptions returned for a touchdown, a 14-yard return by Ron Smith in the first quarter and a 54-yard runback by Damontae Kazee in the fourth. It was the first time San Diego State returned two interceptions back for scores in the same game since the 2015 opener against San Diego. Altogether, the Aztecs picked off the Rainbow Warriors (4-6, 3-3 MW) four times, their most since a five-interception game against USD in the same 2015 opener.

John Baron II added a pair of field goals in the second quarter, connecting on a 30 and 45-yarder. He also tried a career-long 51-yard attempt in the third quarter, but came up just short, snapping a streak of 10 straight makes.

Calvin Munson led SDSU in tackles for the sixth time of the season with eight stops, while Smith, making his first career start at cornerback, added a career-high seven tackles, in addition to the 14-yard interception return for a score.

The San Diego State defense finished with four interceptions, seven pass breakups, a forced fumble and two sacks.

The Aztecs finished with 14 points in the first quarter, 13 in the second, 14 in the third and 14 in the fourth.

SDSU outgained UH, 393-215, including a decisive 296-48 margin on the ground. San Diego State won its 30th straight game when rushing for at least 200 yards.

The Aztecs continued their best start (8-1) since 1977.

>> SCORING SUMMARY

| Qtr | Time | Team | Scoring Play | Plays | TOP | Score |
|-----|-------|------|-------------------------------------------------|-------|------|-------|
| 1st | 11:35 | SDSU | Wells 13-yd pass f/ Chapman (Baron kick) | 8-75 | 3:25 | 0-7 |
| | 1:59 | SDSU | Truxton 9-yd pass f/ Chapman (Baron kick) | 11-88 | 5:59 | 0-14 |
| 2nd | 12:36 | SDSU | Smith 14-yd interception return (Baron kick) | | | 0-21 |
| | 3:45 | SDSU | Baron 30-yd field goal | 6-20 | 3:20 | 0-24 |
| | 0:04 | SDSU | Baron 45-yd field goal | 2-0 | 0:09 | 0-27 |
| 3rd | 6:42 | SDSU | Penny 73-yd run (Baron kick) | 4-87 | 2:09 | 0-34 |
| | 1:24 | SDSU | Washington 24-yd pass from Chapman (Baron kick) | 2-25 | 0:29 | 0-41 |
| 4th | 14:42 | SDSU | Kazee 54-yd interception return (Baron kick) | | | 0-48 |
| | 8:02 | SDSU | Washington 20-yd run (Baron kick) | 6-80 | 2:58 | 0-55 |

INDIVIDUAL STATISTICS

>> SAN DIEGO STATE

| Rushing | Att | Yds | TD | Long | Avg |
|---------------|-----------|------------|----------|-----------|------------|
| Pumphrey | 21 | 112 | 0 | 25 | 5.3 |
| Penny | 8 | 108 | 1 | 73 | 13.5 |
| Washington | 5 | 48 | 1 | 20 | 9.6 |
| Agnew | 1 | 23 | 0 | 23 | 23.0 |
| Truxton | 1 | 23 | 0 | 23 | 23.0 |
| Team | 1 | -1 | 0 | 0 | -1.0 |
| Chapman | 5 | -17 | 0 | 6 | -3.4 |
| Totals | 42 | 296 | 2 | 73 | 7.0 |

| Passing | C-A-I | Yds | TD | Long | Sack |
|---------------|---------------|-----------|----------|-----------|----------|
| Chapman | 7-15-1 | 76 | 3 | 24 | 2 |
| Agnew | 1-1-0 | 21 | 0 | 21 | 0 |
| Totals | 8-16-1 | 97 | 3 | 24 | 2 |

| Receiving | No. | Yds | TD | Long |
|---------------|----------|-----------|----------|-----------|
| Holder | 2 | 23 | 0 | 12 |
| Bawden | 2 | 7 | 0 | 8 |
| Washington | 1 | 24 | 1 | 24 |
| Richardson | 1 | 21 | 0 | 21 |
| Wells | 1 | 13 | 1 | 13 |
| Truxton | 1 | 9 | 1 | 9 |
| Totals | 8 | 97 | 3 | 24 |

>> HAWAI'I

| Rushing | Att | Yds | TD | Long | Avg |
|---------------|-----------|-----------|----------|-----------|------------|
| Lakalaka | 14 | 40 | 0 | 10 | 2.9 |
| Harris | 4 | 19 | 0 | 6 | 4.8 |
| Zwahlen | 2 | 0 | 0 | 0 | 0.0 |
| Team | 1 | -2 | 0 | 0 | -2.0 |
| Brown | 6 | -9 | 0 | 5 | -1.5 |
| Totals | 27 | 48 | 0 | 10 | 1.8 |

| Passing | C-A-I | Yds | TD | Long | Sack |
|---------------|----------------|------------|----------|-----------|----------|
| Brown | 22-35-3 | 135 | 0 | 13 | 2 |
| Zwahlen | 3-10-1 | 32 | 0 | 15 | 0 |
| Totals | 25-45-4 | 167 | 0 | 15 | 2 |

| Receiving | No. | Yds | TD | Long |
|-----------------|-----------|------------|----------|-----------|
| Ursua | 7 | 41 | 0 | 11 |
| Kemp | 5 | 34 | 0 | 11 |
| Collie | 4 | 30 | 0 | 15 |
| Camanse-Stevens | 2 | 25 | 0 | 13 |
| Ewaliko | 2 | 15 | 0 | 11 |
| Barker | 2 | 13 | 0 | 7 |
| Torres | 2 | 7 | 0 | 5 |
| 'Unga | 1 | 2 | 0 | 2 |
| Totals | 25 | 167 | 0 | 15 |

AZTEC PLAYERS

#10 RYAN AGNEW

Quarterback • RS-Freshman • 6-0 • 185 • Southlake, Texas • Carroll HS

- **At San Diego State:** Athletic, mobile quarterback with an accurate arm ... Can throw on the run and in the pocket ... Is listed as the backup quarterback to Christian Chapman heading into the weekend.
- **2016 (Freshman):** Has played in five of the team's nine games, completing both of his pass attempts for 29 yards and rushing twice for 26 yards (13.0 avg.) ... **vs. New Hampshire (Sept. 3)** ... Played the final series against New Hampshire, going 1-for-1 for eight yards and rushing once for three yards ... **vs. California (Sept. 10)** ... Did not play against California ... **at Northern Illinois (Sept. 17)** ... Did not see action at Northern Illinois ... **at South Alabama (Oct. 1)** ... Did not play at South Alabama ... **vs. UNLV (Oct. 8)** ... Logged snaps late vs. UNLV, but did not attempt a pass ... **at Fresno State (Oct. 14)** ... Did not play at Fresno State ... **vs. San José State (Oct. 21)** ... Played late against San José State without attempting a pass ... **at Utah State (Oct. 28)** ... Also logged statless time late at Utah State ... **vs. Hawai'i (Nov. 5)** ... Played the fourth quarter against Hawai'i, scrambling for a 23-yard rush and completing a 21-yard pass to Darryl Richardson ... Ended up setting career highs in rushing yards (23), long rush (23), passing yards (21) and long pass (21).
- **2015 (Redshirt):** Redshirted his first season at SDSU, where he was named the team's offensive scout team player of the year.
- **High School:** Passed for 6,967 yards and 56 touchdowns over three years at Carroll High School in Southlake, Texas, leading the Dragons to a combined 36-5 (.878) record, according to *MaxPreps.com* ... Also rushed for 2,286 yards with 38 touchdowns, averaging 5.8 yards per carry ... Passed for 3,197 yards as a senior in 2014, going 223-for-335 (66.7 pct.) with 22 touchdowns, while adding 53 yards and eight touchdowns on the ground in a 13-1 season ... As a junior in 2013, was 200-for-316 (63.3 pct.) for 29 touchdowns against just seven interceptions, and an impressive 1,257 rushing yards and 20 scores on the ground ... Added 496 yards and 10 rushing touchdowns in 2012 ... Was a two-time District MVP (2013-14) ... A three-star recruit by Rivals, ESPN and 247sports, and a two-star pick by Scout ... Earned an 83 grade by 247 sports and a 73 by ESPN.
- **Personal:** Ryan James Agnew was born Sept. 26, 1996, in Southlake, Texas ... Son of Ed and Megann Agnew ... Chose San Diego State over offers from Arkansas State, UConn, Houston, Navy, S.F. Austin, Texas State and UNLV (according to Rivals) ... Is majoring in civil engineering.

Agnew's Career Statistics

| Season | GP | Passing | | | | Rushing | | | | | | |
|---------------|----------|----------|----------|----------|--------------|----------|----------|-----------|---------------|----------|-----------|----------|
| | | GS | Att. | Cmp. | Pct. | Int. | TD | Yds. | Rtg. | Att. | Yds. | TD |
| 2016 | 5 | 0 | 2 | 2 | 100.0 | 0 | 0 | 29 | 221.80 | 2 | 26 | 0 |
| Career | 5 | 0 | 2 | 2 | 100.0 | 0 | 0 | 29 | 221.80 | 2 | 26 | 0 |

Career/2016 Highs: Attempts: 1 vs. Hawai'i (11/5/16), vs. New Hampshire (9/3/16); Completions: 1 vs. Hawai'i (11/5/16), vs. New Hampshire (9/3/16); Passing Yards: 21 vs. Hawai'i (11/5/16); Long Pass: 21 vs. Hawai'i (11/5/16); Carries: 1 vs. Hawai'i (11/5/16), vs. New Hampshire (9/3/16); Rushing Yards: 23 vs. Hawai'i (11/5/16); Long Rush: 23 vs. Hawai'i (11/5/16).

Agnew's Career Game-by-Game

| Passing | | GP | GS | Att. | Cmp. | Pct. | Int. | TD | Yds. | Rtg. | |
|---------|----------------------|----------------------|----|------|------|-------|------|----|------|--------|--|
| Date | Opponent | | | | | | | | | | |
| S.3.16 | New Hampshire | 1 | 0 | 1 | 1 | 100.0 | 0 | 0 | 8 | 167.20 | |
| S.10.16 | California | --- Did Not Play --- | | | | | | | | | |
| S.17.16 | at Northern Illinois | --- Did Not Play --- | | | | | | | | | |
| O.1.16 | at South Alabama | --- Did Not Play --- | | | | | | | | | |
| O.8.16 | UNLV* | 1 | 0 | 0 | 0 | 0.0 | 0 | 0 | 0 | 0.00 | |
| O.14.16 | at Fresno State* | --- Did Not Play --- | | | | | | | | | |
| O.21.16 | San José State* | 1 | 0 | 0 | 0 | 0.0 | 0 | 0 | 0 | 0.00 | |
| O.28.16 | at Utah State* | 1 | 0 | 0 | 0 | 0.0 | 0 | 0 | 0 | 0.00 | |
| N.5.16 | Hawai'i* | 1 | 0 | 1 | 1 | 100.0 | 0 | 0 | 21 | 276.40 | |

*Bold indicates season high. * - Mountain West game.*

#97 CURTIS ANDERSON III

Wide Receiver • Senior • 6-3 • 200 • Palmdale, Calif. • Antelope Valley College

- **At San Diego State:** Big, physical receiver who is healthy after missing time last year ... Arguably the team's top blocking wide receiver ... Enrolled at San Diego State in January 2015 after playing two years at Antelope Valley College in Lancaster, Calif. ... Is listed as the starter at 'X' wide receiver spot for the sixth straight week ... Earned a scholarship prior to fall camp.
- **2016 (Senior):** Has played in all nine games with three starts, making four catches for 19 yards (4.8 avg.) ... **vs. New Hampshire (Sept. 3)** ... Logged time off the bench vs. New Hampshire, registering a 6-yard catch ... **vs. California (Sept. 10)** ... Made a 3-yard grab in a reserve role vs. California ... **at Northern Illinois (Sept. 17)** ... Did not make a catch in playing time off the bench at Northern Illinois ... **at South Alabama (Oct. 1)** ... Earned the start at South Alabama - his first of the year and second of his career - but did not record a stat ... **vs. UNLV (Oct. 8)** ... Had a 4-yard grab in his second straight start at UNLV ... **at Fresno State (Oct. 14)** ... Did not find the stat sheet in playing time off the bench at Fresno State ... **vs. San José State (Oct. 21)** ... Started again vs. San José State and had a 6-yard catch ... **at Utah State (Oct. 28)** ... Came off the bench at Utah State, but did not record a stat ... **vs. Hawai'i (Nov. 5)** ... Did not record a stat in playing time off the bench against Hawai'i.
- **2015 (Junior):** Played in seven games, missing four of the final seven with an injury ... Started as the fifth wide receiver at the 'Z' position, but moved to backup stop by midseason ... Had a 6-yard catch on the season ... Did not play in the opener vs. San Diego ... Was not on the travel squad to California ... Did not see any action against South Alabama ... Logged his first career snaps at Penn State without recording a stat ... Played again against Fresno State, but did not find the stat sheet ... Had his first career catch - a 6-yarder - against Hawai'i ... Made his first career start at San José State, but did not record a stat ... Did not play against Utah State, nursing an injury ... Also missed the Colorado State game with the same injury ... Did not play again vs. Wyoming ... Also missed the UNLV game with the same injury ... Returned to log time against Nevada without finding the stat sheet ... Logged snaps against Air Force in the Mountain West Championship game, but did not record a stat ... Also played statless time vs. Cincinnati in the Hawai'i Bowl.
- **2012-13 (at Antelope Valley College):** Played two seasons at Antelope Valley College ... Lettered both years, combining for 34 catches, 387 yards and four touchdowns ... Caught 16 passes for 218 yards (13.6) and two scores as a sophomore in 2013 ... Had 18 receptions for 169 yards (9.4 avg.) as a freshman in 2012 ... Had four catches in three different games over his career.
- **High School:** Played his prep ball at Pete Knight High School in Palmdale, Calif. ... Was named a second-team all-Golden League selection as a senior.
- **Personal:** Curtis Anderson III was born Dec. 31, 1992, in North Hollywood, Calif. ... Son of Curtis Anderson ... Is majoring in social science.

Anderson's Career Statistics

| Season | GP | GS | Rec. | Yds. | Avg. | Long | TD |
|---------------|-----------|----------|----------|-----------|------------|----------|----------|
| 2015 | 7 | 1 | 1 | 6 | 6.0 | 6 | 0 |
| 2016 | 9 | 3 | 4 | 19 | 4.8 | 6 | 0 |
| Career | 16 | 4 | 5 | 25 | 5.0 | 6 | 0 |

Career Highs: Receptions: 1, five times; Receiving Yards: 6 vs. San José State (10/21/16), vs. New Hampshire (9/3/16), at Hawai'i (10/3/15); Long Reception: 6 vs. San José State (10/21/16), vs. New Hampshire (9/3/16), at Hawai'i (10/3/15).

2016 Highs: Receptions: 1, four times; Receiving Yards: 6 vs. San José State (10/21/16) vs. New Hampshire (9/3/16); Long Reception: 6 vs. San José State (10/21/16), vs. New Hampshire (9/3/16).

Anderson's Career Game-by-Game

| Date | Opponent | GP | GS | No. | Yds. | Avg. | Lg. | TD | TD Lengths |
|---------|---------------|----------------------|----|-----|------|------|-----|----|------------|
| S.5.15 | San Diego | --- Did Not Play --- | | | | | | | |
| S.12.15 | at California | --- Did Not Play --- | | | | | | | |
| S.19.15 | South Alabama | --- Did Not Play --- | | | | | | | |
| S.26.15 | at Penn State | 1 | 0 | 0 | 0 | 0.0 | 0 | 0 | |
| O.3.15 | Fresno State* | 1 | 0 | 0 | 0 | 0.0 | 0 | 0 | |

| | | | | | | | |
|---------|----------------------|--------------------------------|---|---|---|-----|---|
| 0.10.15 | at Hawai'i* | 1 | 0 | 1 | 6 | 6.0 | 6 |
| 0.17.15 | at San José State* | 1 | 1 | 0 | 0 | 0.0 | 0 |
| 0.23.15 | Utah State* | --- Did Not Play - Injured --- | | | | | |
| 0.31.15 | at Colorado State* | --- Did Not Play - Injured --- | | | | | |
| N.14.15 | vs. Wyoming* | --- Did Not Play - Injured --- | | | | | |
| N.21.15 | at UNLV* | --- Did Not Play - Injured --- | | | | | |
| N.28.15 | Nevada* | 1 | 0 | 0 | 0 | 0.0 | 0 |
| D.5.15 | Air Force` | 1 | 0 | 0 | 0 | 0.0 | 0 |
| D.24.15 | vs. Cincinnati% | 1 | 0 | 0 | 0 | 0.0 | 0 |
| S.3.16 | New Hampshire | 1 | 0 | 1 | 6 | 6.0 | 6 |
| S.10.16 | California | 1 | 0 | 1 | 3 | 3.0 | 3 |
| S.17.16 | at Northern Illinois | 1 | 0 | 0 | 0 | 0.0 | 0 |
| O.1.16 | at South Alabama | 1 | 1 | 0 | 0 | 0.0 | 0 |
| O.8.16 | UNLV* | 1 | 1 | 1 | 4 | 4.0 | 0 |
| O.14.16 | at Fresno State* | 1 | 0 | 0 | 0 | 0.0 | 0 |
| O.21.16 | San José State* | 1 | 1 | 1 | 6 | 6.0 | 6 |
| O.28.16 | at Utah State* | 1 | 0 | 0 | 0 | 0.0 | 0 |
| N.5.16 | Hawai'i* | 1 | 0 | 0 | 0 | 0.0 | 0 |

*Bold indicates season high. * - Mountain West game. `` - 2015 Sports Authority Mountain West Championship (Qualcomm Stadium; San Diego, Calif.). % - 2015 Hawai'i Bowl (Aloha Stadium; Honolulu, Hawaii).*

#33 PARKER BALDWIN

Aztec • Sophomore • 6-2 • 215 • Siloam Springs, Ark. • Siloam Springs HS

- **At San Diego State:** Hard-hitting safety who was recruited as an athlete ... Was one of only two true freshmen on the depth chart last year on either side of the ball (also linebacker Ronley Lakalaka) ... Is expected to start at the Aztec spot for the fourth straight week vs. Hawai'i with Na'im McGee out for the season with a foot injury ... Also excels on special teams.
- **2016 (Sophomore):** Has played in the team's nine games, starting the past four ... Has 31 tackles (17 solo), three tackles for loss, a forced fumble, fumble recovery and three pass breakups ... Is ranked sixth in the MW in fumble recoveries (1) ... **vs. New Hampshire (Sept. 3)** ... Made one assisted tackle vs. New Hampshire ... **vs. California (Sept. 10)** ... Had two solo tackles and a forced fumble against California ... **at Northern Illinois (Sept. 17)** ... Had a career game at Northern Illinois with Na'im McGee exiting with an injury late in the second quarter ... **Had a career-high eight tackles (seven solo) with his first career tackle for loss ... at South Alabama (Oct. 1)** ... Did not record a stat in time at South Alabama ... **vs. UNLV (Oct. 8)** ... Had three tackles (two solo), including 0.5 tackles for loss, and a pass breakup in extensive action vs. UNLV ... **at Fresno State (Oct. 14)** ... Earned his first career start at Fresno State and made four tackles ... **vs. San José State (Oct. 21)** ... Started again against San José State and had five tackles and 0.5 tackles for loss ... **at Utah State (Oct. 28)** ... Had another good game in a start at Utah State, making three tackles, including a 1-yard tackle for loss, and a fumble recovery ... The recovery led to a John Baron field goal in the third quarter ... **vs. Hawai'i (Nov. 5)** ... Came up with five tackles and a career-high two pass breakups in a start against Hawai'i.
- **2015 (Freshman):** Was named the team's Freshman of the Year at the season-ending banquet ... Played in all 14 games on the season, mainly on special teams ... Has 14 tackles (eight solo), a forced fumble and a 28-yard interception ... **Ranked second on the team in special teams tackles (10) and tied for second in punt return tackles (3)** ... **Was the only true freshman to see action in the opener vs. San Diego**, logging time mainly on special teams - kickoff, punt and punt return - but also seeing time late in the secondary ... Recorded one solo tackle from the Aztec spot ... Had an assisted tackle on special teams at Cal ... Came up with an assisted stop on special teams vs. South Alabama ... Had three tackles (all solo stops) at Penn State ... All three tackles came on special teams ... Saw time once again vs. Fresno State, but did not record a stat ... Had another good game on special teams at Hawai'i, making three tackles and forcing his first collegiate fumble (ball went out of bounds) ... Played again on special teams at San José State, but did not record a stat ... Played statless time vs. Utah State ... Also logged time with finding the stat sheet at Colorado State ... Did not record a stat in time against Wyoming ... Had arguably his best game of his short career at UNLV, making a career-high four tackles (three solo) and picking off his first career interception and returning it 28 yards ... The interception set up a 17-yard touchdown pass from Maxwell Smith to Chase Price ... Played his most snaps on his career with starter Na'im McGee being ejected early in the second half with a targeting penalty ... Logged playing time at the Aztec spot and on special teams against Nevada, but was unable to make the stat sheet ... Registered an assisted tackle on

special teams against Air Force in the Mountain West Championship ... Also played statless time vs. Cincinnati in the Hawai'i Bowl.

- **High School:** Combined for 893 yards receiving and rushing at Siloam Springs High School in Siloam Springs, Ark., as a senior in 2014, while making 134 tackles on defense ... Finished with 35 catches for 758 yards (21.7 avg.) and 11 carries for 135 yards (12.3 avg.), combining for eight touchdowns ... Was named an all-state player in Arkansas as a senior ... Helped the Panthers to the playoffs all three seasons ... A two-star recruit by *Rivals.com* ... Also was a state champion in the 200-meter dash.

- **Personal:** Full name is Parker Ellis Baldwin ... Son of Stephanie and Bryan Truitt, and Rick Baldwin ... Also received offers from Eastern Illinois and UNLV in the recruiting process ... Is majoring in business administration management.

Baldwin's Career Statistics

| Season | GP | GS | UA | A | TT | TFL | Sk | Int. | PBU | FF | FR |
|---------------|-----------|----------|-----------|-----------|-----------|------------|------------|----------|----------|----------|----------|
| 2015 | 14 | 0 | 8 | 6 | 14 | 0.0 | 0.0 | 1 | 0 | 1 | 0 |
| 2016 | 9 | 4 | 17 | 14 | 31 | 3.0 | 0.0 | 0 | 3 | 1 | 1 |
| Career | 23 | 4 | 25 | 20 | 45 | 3.0 | 0.0 | 1 | 3 | 2 | 1 |

Career Highs: Tackles: 8 at Northern Illinois (9/17/16); Tackles For Loss: 1.0 at Utah State (10/28/16), at Northern Illinois (9/17/16); Interceptions: 1 at UNLV (11/21/15); Pass Breakups: 2 vs. Hawai'i (11/5/16); Forced Fumbles: 1 vs. California (9/20/16), at Hawai'i (10/10/15); Fumble Recoveries: 1 at Utah State (10/28/16).

2016 Highs: Tackles: 8 vs. Northern Illinois (9/17/16); Tackles For Loss: 1.0 at Utah State (10/28/16), at Northern Illinois (9/17/16); Pass Breakups: 2 vs. Hawai'i (11/5/16); Forced Fumbles: 1 vs. California (9/10/16); Fumble Recoveries: 1 at Utah State (10/28/16).

Baldwin's Career Game-by-Game

| Date | Opponent | GP | GS | UA | A | TT | TFL | Sk | Int. | PBU | FF | FR |
|---------|----------------------|----|----|----|---|----|-----|-----|------|-----|----|----|
| S.5.15 | San Diego | 1 | 0 | 1 | 0 | 1 | 0.0 | 0.0 | 0 | 0 | 0 | 0 |
| S.12.15 | at California | 1 | 0 | 0 | 1 | 1 | 0.0 | 0.0 | 0 | 0 | 0 | 0 |
| S.19.15 | South Alabama | 1 | 0 | 0 | 1 | 1 | 0.0 | 0.0 | 0 | 0 | 0 | 0 |
| S.26.15 | at Penn State | 1 | 0 | 3 | 0 | 3 | 0.0 | 0.0 | 0 | 0 | 0 | 0 |
| O.3.15 | Fresno State* | 1 | 0 | 0 | 0 | 0 | 0.0 | 0.0 | 0 | 0 | 0 | 0 |
| O.10.15 | at Hawai'i* | 1 | 0 | 1 | 2 | 3 | 0.0 | 0.0 | 0 | 0 | 1 | 0 |
| O.17.15 | at San José State* | 1 | 0 | 0 | 0 | 0 | 0.0 | 0.0 | 0 | 0 | 0 | 0 |
| O.23.15 | Utah State* | 1 | 0 | 0 | 0 | 0 | 0.0 | 0.0 | 0 | 0 | 0 | 0 |
| O.31.15 | at Colorado State* | 1 | 0 | 0 | 0 | 0 | 0.0 | 0.0 | 0 | 0 | 0 | 0 |
| N.14.15 | Wyoming* | 1 | 0 | 0 | 0 | 0 | 0.0 | 0.0 | 0 | 0 | 0 | 0 |
| N.21.15 | at UNLV* | 1 | 0 | 3 | 1 | 4 | 0.0 | 0.0 | 1 | 0 | 0 | 0 |
| N.28.15 | Nevada* | 1 | 0 | 0 | 0 | 0 | 0.0 | 0.0 | 0 | 0 | 0 | 0 |
| D.5.15 | Air Force`` | 1 | 0 | 0 | 1 | 1 | 0.0 | 0.0 | 0 | 0 | 0 | 0 |
| D.24.15 | Cincinnati% | 1 | 0 | 0 | 0 | 0 | 0.0 | 0.0 | 0 | 0 | 0 | 0 |
| S.3.16 | New Hampshire | 1 | 0 | 0 | 1 | 1 | 0.0 | 0.0 | 0 | 0 | 0 | 0 |
| S.10.16 | California | 1 | 0 | 2 | 0 | 2 | 0.0 | 0.0 | 0 | 0 | 1 | 0 |
| S.17.16 | at Northern Illinois | 1 | 0 | 7 | 1 | 8 | 1.0 | 0.0 | 0 | 0 | 0 | 0 |
| O.1.16 | at South Alabama | 1 | 0 | 0 | 0 | 0 | 0.0 | 0.0 | 0 | 0 | 0 | 0 |
| O.8.16 | UNLV* | 1 | 0 | 2 | 1 | 3 | 0.5 | 0.0 | 0 | 1 | 0 | 0 |
| O.14.16 | at Fresno State* | 1 | 1 | 1 | 3 | 4 | 0.0 | 0.0 | 0 | 0 | 0 | 0 |
| O.21.16 | San José State* | 1 | 1 | 2 | 3 | 5 | 0.5 | 0.0 | 0 | 0 | 0 | 0 |
| O.28.16 | at Utah State* | 1 | 1 | 1 | 2 | 3 | 1.0 | 0.0 | 0 | 0 | 0 | 1 |
| N.5.16 | Hawai'i* | 1 | 1 | 2 | 3 | 5 | 0.0 | 0.0 | 0 | 2 | 0 | 0 |

*Bold indicates season high. * - Mountain West game. `` - 2015 Sports Authority Mountain West Championship (Qualcomm Stadium; San Diego, Calif.). % - 2015 Hawai'i Bowl (Aloha Stadium; Honolulu, Hawaii).*

#29 JOHN BARON II

Kicker • Sophomore • 5-11 • 190 • Temecula, Calif. • Chaparral HS

- **At San Diego State:** Strong, left-footed kicker who does PATs, field goals and kickoff duties, now in his third season with the program ... Has a cannon of a leg ... Will look to improve his consistency.
- **2016 (Sophomore):** Has handled SDSU's PAT, field goal and kickoff duties in all nine games on the season ... Was named a Lou Groza Collegiate Place-Kicker Award semifinalist on Nov. 3, the first Aztec semifinalist for the award since J.C. Mejia in 2003 ... Is nearly perfect so far, going 38-for-38 in PATs and 12-for-14 in field goal attempts ... Also has kicked off 61 times

for 3,831 yards (62.8 avg.), posting 13 touchbacks ... Is second on the team with 74 points ... Is ranked first in FBS (with many others) with a perfect PAT percentage (1.000) ... Also is ranked third in the MW (17th nationally) in field goal percentage (.857), third (32nd nationally) in field goals per game (1.33), fifth (55th nationally) in points per game (8.22) and second in scoring among kickers (8.22) ... Made 10 straight field goals from Oct. 1 at South Alabama until last week (Nov. 5) vs. Hawai'i when his final attempt - a career-long 51-yarder - fell just short ... **vs. New Hampshire (Sept. 3)** ... Had a solid debut in the opener vs. New Hampshire, making all four PATs and making his only field goal attempt from 33 yards ... Also kicked off six times for 386 yards, averaging 64.3 yards per boot ... Four of his six kicks were touchbacks ... **vs. California (Sept. 10)** ... Was perfect again against California, making a 39-yard field goal and all six PAT tries ... Kicked off a then career-high eight times for 508 yards (6.5 avg.) with three touchbacks ... **at Northern Illinois (Sept. 17)** ... Made all six PATs at Northern Illinois, but missed his first field goal of the season, a 44-yarder into a 15-mph wind ... Also kicked off seven times for 443 yards (63.3 avg.), including one touchback ... **at South Alabama (Oct. 1)** ... Made a 34-yard field goal and his only PAT try at South Alabama ... Also kicked off five times for 295 yards (59.0) with two touchbacks ... **vs. UNLV (Oct. 8)** ... Had a huge game against UNLV, going 2-for-2 in field goal attempts, including a pair of career-long makes (48 and 50 yards) ... Became the first Aztec since 2007 with multiple field goals in the same game from at least 48 yards (third time since 1996) ... Also made both of his PAT tries and kicked off six times for 383 yards (63.8 avg.) with a touchback ... **at Fresno State (Oct. 14)** ... Had another solid outing at Fresno State, making a 47-yard field goal and both PATs ... The 47-yarder gave him three straight makes (and attempts) from at least 47 yards ... Also kicked off four times for 256 yards (64.0 avg.) ... **vs. San José State (Oct. 21)** ... Did not attempt a field goal for the first time of the season vs. San José State, but did make all six of his PAT attempts ... Also kicked off seven times for 448 yards (64.0 avg.) ... **at Utah State (Oct. 28)** ... Had a career game at Utah State en route to being named the MW Special Teams Player of the Week, making a career-high four field goals, going 4-for-4 with a long of 43 yards ... The four field goals tied an Aztec school record (with seven others, most recent Wes Feer vs. Eastern Illinois on Aug. 31, 2013) ... Also made all four of his PAT's, giving him 16 points ... The 16 points also tied a SDSU record among kickers (fifth time it's happened) ... Also tied a then career high with eight kickoffs for 508 yards (63.5 avg.) with two touchbacks ... On his eight kickoffs, Utah State averaged a 20.3 average starting field position ... **vs. Hawai'i (Nov. 5)** ... Had another good game against Hawai'i, making his first two field goal attempts (30 and 45 yards) and nailing all seven PATs ... Did miss a career-long 51-yard attempt in the third quarter, snapping a streak of 10 consecutive makes ... Also kicked off a career-high 10 times for a career-best 603 yards (60.3 avg.).

- **2015 (Freshman):** Was on the travel squad for most of the season, but did not see any action.
- **2014 (Redshirt):** Utilized his redshirt season in his first year at San Diego State ... Was originally one of four kickers on the roster, but moved up to No. 2 on the depth chart by the end of the season.
- **High School:** Lettered three years at Chaparral High School in Temecula, Calif. ... Converted all 48 of his extra-point attempts during his career at CHS, including a 38-for-38 mark as a senior ... Was 11-of-16 on field goal attempts as a senior, with a long of 51 yards ... Was a first-team all-league selection as a senior ... Went 2-for-2 in field goal attempts in three separate games ... Punted 29 times with a 40.5-yard average in 2013 ... Averaged 55.2 yards per kickoff as a junior with 39 touchbacks in 49 kickoffs ... Was rated as a 5-star kicker by *kohls-kicking.com* and was ranked as the 12th-best kicker in the class of 2014 by the website ... Was a two-star recruit by *Rivals.com* and 247sports ... Also played soccer at Chaparral, where he was named the defensive MVP ... A scholar-athlete.
- **Personal:** John Christopher Baron II was born Jan. 25, 1996, in Escondido, Calif. ... Son of John and Willi Jo Baron ... Was also recruited by Colorado in the process out of high school ... Is majoring in business administration with a focus in finance.

Baron's Career Statistics

Kicking

| Season | GP | GS | FGM | FGA | Pct. | 01-19 | 20-29 | 30-39 | 40-49 | 50+ | Lg. | Blk. |
|---------------|----------|----------|-----------|-----------|-------------|------------|------------|------------|------------|------------|-----------|----------|
| 2016 | 9 | 9 | 12 | 14 | .857 | 0-0 | 2-2 | 4-4 | 5-6 | 1-2 | 50 | 0 |
| Career | 9 | 9 | 12 | 14 | .857 | 0-0 | 2-2 | 4-4 | 5-6 | 1-2 | 50 | 0 |

Kickoffs

| Season | GP | GS | No. | Yds. | Avg. | TB | OB |
|---------------|----------|----------|-----------|--------------|-------------|-----------|----------|
| 2016 | 9 | 9 | 61 | 3,831 | 62.8 | 13 | 1 |
| Career | 9 | 9 | 61 | 3,831 | 62.8 | 13 | 1 |

Career/2016 Highs: Points: 16 at Utah State (10/28/16) Field Goals: 4 at Utah State (10/28/16); Long Field Goal: 50 vs. UNLV (10/8/16); Kickoffs: 10 vs. Hawai'i (11/5/16); Touchbacks (KO): 4 vs. New Hampshire (9/3/16); Kickoff Avg. (More than 1 att.): 64.3 (6-for-386) vs. New Hampshire (9/3/16).

Baron's Career Game-by-Game Kicking

| Date | Opponent | GP | GS | PATs | | FGs | | | |
|---------|----------------------|----|----|------|------|-----|------|------|-------|
| | | | | Md. | Att. | Md. | Att. | Long | Blkd. |
| S.3.16 | New Hampshire | 1 | * | 4 | 4 | 1 | 1 | 33 | 0 |
| S.10.16 | California | 1 | * | 6 | 6 | 1 | 1 | 39 | 0 |
| S.17.16 | at Northern Illinois | 1 | * | 4 | 4 | 0 | 1 | 0 | 0 |
| O.1.16 | at South Alabama | 1 | * | 1 | 1 | 1 | 1 | 34 | 0 |
| O.8.16 | UNLV* | 1 | * | 2 | 2 | 2 | 2 | 50 | 0 |
| O.14.16 | at Fresno State* | 1 | * | 2 | 2 | 1 | 1 | 47 | 0 |
| O.21.16 | San José State* | 1 | * | 6 | 6 | 0 | 0 | 0 | 0 |
| O.28.16 | at Utah State* | 1 | * | 4 | 4 | 4 | 4 | 43 | 0 |
| N.5.16 | Hawai'i* | 1 | * | 7 | 7 | 2 | 3 | 45 | 0 |

Kickoffs

| Date | Opponent | GP | GS | No. | Yds. | Avg. | TB | OB |
|---------|----------------------|----|----|-----|------|------|----|----|
| S.3.16 | New Hampshire | 1 | * | 6 | 386 | 64.3 | 4 | 0 |
| S.10.16 | California | 1 | * | 8 | 508 | 63.5 | 3 | 0 |
| S.17.16 | at Northern Illinois | 1 | * | 7 | 443 | 63.3 | 1 | 1 |
| O.1.16 | at South Alabama | 1 | * | 5 | 295 | 59.0 | 2 | 0 |
| O.8.16 | UNLV* | 1 | * | 6 | 383 | 63.8 | 1 | 0 |
| O.14.16 | at Fresno State* | 1 | * | 4 | 256 | 64.0 | 0 | 0 |
| O.21.16 | San José State* | 1 | * | 7 | 448 | 64.0 | 0 | 0 |
| O.28.16 | at Utah State* | 1 | * | 8 | 508 | 63.5 | 2 | 0 |
| N.5.16 | Hawai'i* | 1 | * | 10 | 603 | 60.3 | 0 | 0 |

*Bold indicates season high. * - Mountain West game. GS - in this category indicates the player was on the field the first time San Diego State was in the field goal formation.*

#58 ALEX BARRETT

Defensive End • Senior • 6-3 • 255 • Mesa, Ariz. • Desert Ridge HS

- **At San Diego State:** Physical defender who Coach Rocky Long called the best defensive tackle in the Mountain West in 2014 and the best defensive lineman this year ... A quick and agile athlete, who always seems to be in the right place at the right time ... Moved to right defensive end in 2015, but moved back to defensive tackle for final two games with starting DT Christian Heyward out for the year with a torn ACL ... Is slated to start at right defensive end, despite being hampered by a dislocated shoulder ... Is ranked eighth at SDSU in career sacks (18.0) and 10th in tackles for loss (36.5).
- **2016 (Senior):** Has been named a captain by his teammates ... Has been named a preseason first-team all-Mountain West selection by six outlets, including the Mountain West media, *ESPN College Football*, *Sporting News*, *Lindy's Sports*, *Athlon Sports* and Paul Myerberg of *USA Today* ... Was also named a second-team pick by *Phil Steele's 2016 College Football Preview* ... Also has been listed second on the "Five-Best MW Pro Prospects" by *Campus Insiders*, eighth on "MW's Top-10 NFL Talent" by *Lindy's Sports* and 10th as the "Top Defensive Ends on the 2017 NFL Draft Board" by *Lindy's* ... Also was deemed the "33rd-Best Draft-Eligible Defensive End" by Phil Steele, a "Top-25 Player to Watch" by the *Orlando Sentinel* and a "SDSU Player to Watch" by *Lindy's* ... Is having another good season with 34 tackles (20 solo), team highs of 6.5 sacks, 9.5 tackles for loss and 12 quarterback hurries, along with four pass breakups in nine starts ... Is ranked 35th in the nation (second in MW) in sacks per game (0.72) ... Also is fourth in the league in tackles for loss per game (1.06) ... Among defensive linemen in the MW, is eighth in tackles per game (3.78) ... **vs. New Hampshire (Sept. 3)** ... Had a monster opener against New Hampshire, registering five tackles (four solo), two sacks (and two tackles for loss) for 14 yards and four pass breakups ... The four PBU's were the most in FBS play during the first weekend and tied for the fifth most in a game in program history ... **vs. California (Sept. 10)** ... Registered four tackles (two solo), including a 6-yard sack (and tackle for loss) in another start vs. California ... Also added a game-high-tying three quarterback hurries ... **at Northern Illinois (Sept. 17)** ... Had four tackles (three solo) at Northern Illinois, including two tackles for loss for 11 yards and a 10-yard sack ... **at South Alabama (Oct. 1)** ... Recorded five tackles at South Alabama, despite dislocating a shoulder ... **vs. UNLV (Oct. 8)** ... Registered four tackles (three solo) with a 10-yard sack (and tackle for loss) in a start against UNLV, despite

the discolated shoulder ... **at Fresno State (Oct. 14)** ... Had three tackles, a 3-yard sack (and TFL) and a game-high two QBH in a start at Fresno State ... **vs. San José State (Oct. 21)** ... Registered three tackles (two solo) with a 3-yard tackle for loss and two quarterback hurries against San José State ... **at Utah State (Oct. 28)** ... Came up with five stops (two solo), including a 1/2 sack (and tackle for loss), and four quarterback hurries at Utah State ... **vs. Hawai'i (Nov. 5)** ... Only had one tackle against Hawai'i, but it went down for a 2-yard loss ... Also added a quarterback hurry.

- 2015 (Junior):** Was named a first-team all-Mountain West selection by the league's coaches and media ... Also was chosen as the team's Defensive Lineman of the Year for the second straight season ... Was on the Rotary Lombardi Watch List, which goes out to the top lineman or linebacker near the line of scrimmage ... Earned postseason first-team all-MW honors from Phil Steele ... Also was named a first-team preseason all-Mountain West selection by Phil Steele, and second-team picks by *Athlon Sports* and *Lindy's Sports* ... Has been deemed an "SDSU Player to Watch" by Lindy's ... Had 62 tackles (33 solo) on the season to go along with 13.0 tackles for a loss, 5.5 sacks, seven quarterback hurries, two interceptions, including one for a touchdown, two forced fumbles and a pass breakup ... His 62 tackles were the most among the Aztec defensive linemen (next highest was 38) ... **Ranked 10th in the MW in tackles for loss per game (0.93) and fifth among defensive linemen in tackles per game (4.43)** ... Had a solid first outing of the season vs. San Diego, making four tackles with one for a loss, a sack and a pass breakup ... Recorded four tackles (three solo) in another start at California, including 1.0 TFL ... Also had a game-high two quarterback hurries ... Made five stops against South Alabama ... Made four tackles at Penn State, including 1.5 for a loss ... Had seven tackles vs. Fresno State ... Added 0.5 sacks and a tackle for loss ... Made one solo stop in another start at Hawai'i ... Had another good all-around game at San José State with five tackles (all solo), including two for eight yards of loss, and a 10-yard interception ... The interception was the first of his career, while the two tackles for loss were a season best ... Finished with five tackles (three solo) against Utah State, including a 6-yard sack (and tackle for loss) and a forced fumble ... Had five tackles with one for a 4-yard loss to go along with a quarterback hurry at Colorado State ... Had another big game against Wyoming, coming up with four tackles (all solo), including a career-high three tackles for loss and a career-high-tying two sacks ... Both sacks came on third-down plays, allowing the Aztecs to get the ball back on a punt ... Made one stop in another stat at UNLV before an injury sidelined him early in the game ... Returned healthy against Nevada, making six tackles with a 13-yard sack (and TFL) and two quarterback hurries ... Had a season-high eight tackles against Air Force in the Mountain West Championship game, while adding 0.5 tackles for loss and a forced fumble ... The eight tackles also matched a career best ... The forced fumble was his second of the season and third of his career ... Had three tackles (all solo) vs. Cincinnati in the Hawai'i Bowl and added a 43-yard interception for a touchdown that put SDSU up, 42-0 ... The touchdown was the first of his career.

- 2014 (Sophomore):** Was named an honorable-mention pick by the Mountain West media and coaches ... Was also selected as the team's Defensive Lineman of the Year ... Also was on the MW midseason second team by Phil Steele ... Started and played in each of the first 10 games before missing the Air Force and San José State contest with a foot injury, and also the Poinsettia Bowl vs. Navy ... Had 39 tackles (21 solo), 9.0 tackles for loss, three sacks, three pass breakups, six quarterback hurries, a forced fumble and a blocked kick ... Ranked second on the team in tackles for loss (9.0) and tied for second in sacks (3.0), despite missing the final three games ... **Ranked ninth in the MW and sixth among defensive linemen with 0.90 tackles for loss per game** ... Was also eighth in tackles per game (3.9) among defensive linemen ... The 9.0 TFL are the most by an Aztec defensive lineman since Ernie Lawson had 9.5 in 2010 ... Made his first career start in the opener vs. Northern Arizona, making five tackles and 2.5 tackles for loss, while adding his first career blocked kick ... Had another good all-around game in another start at No. 21/23 North Carolina, recording three tackles (two solo), 1.0 TFL, his first two career PBU's and two quarterback hurries ... The first PBU was deflected to Jon Sanchez, who intercepted the pass and ran it six yards ... The play set up a 12-yard touchdown run by Donnel Pumphrey, giving SDSU its first lead of the game ... Started for a third straight game at Oregon State, recording five tackles ... Had another big game vs. UNLV, making three tackles (all solo), a career-high-tying two sacks and two tackles for loss ... Came up with four tackles (three solo) and a game-high two quarterback hurries at Fresno State in another start ... Had two solo stops and a quarterback hurry at New Mexico ... Made two tackles (one solo), including a 5-yard sack (and TFL) and his third pass breakup of the season vs. Hawai'i ... Started again at Nevada, where he recorded five tackles (three solo) and a TFL ... The five stops were tied for the third most on the team ... Set a career high with eight tackles (three solo), 1.5 tackles for loss and a forced fumble in another start vs. Idaho ... Had already set a career high with six in the first half ... The eight tackles ranked third on the team and tied for fourth in the game ... Came up with two assisted stops and a quarterback hurry in a start at Boise State ...

Missed the final three games - Air Force, San José State and Navy in the Poinsettia Bowl - with a foot injury ... Had surgery on the foot in December.

- 2013 (Freshman):** Played well off the bench over 12 games in limited snaps, posting 15 tackles (eight solo), 5.0 tackles for loss and 3.0 sacks ... The three sacks were tied for second on the team, while the 5.0 TFL ranked sixth ... Did not play in the opener vs. Eastern Illinois ... Logged his first career collegiate appearance at No. 3/2 Ohio State without recording a stat ... Played off the bench again vs. Oregon State without cracking the stat sheet ... Made his first career tackle, a solo stop, at New Mexico State ... Came off the bench again vs. Nevada without making the stat sheet ... Had a breakout game at Air Force with starter Cody Galea battling a flu, finishing with two sacks for 16 yards and four tackles (three solos) ... The 2.0 sacks were the most by an Aztec since Everett Beed recorded 2.0 sacks at Wyoming on Nov. 24, 2012 ... The 2.0 TFL were also a season high ... Made one stop off the bench vs. No. 15/18 Fresno State ... Played against New Mexico without recording a stat ... Made two tackles with 1.0 TFL at San José State ... Made one assisted tackle off the bench at Hawai'i ... In his first game listed at No. 2 on the depth chart at defensive tackle rather than third at defensive line, he had two tackles (both solo), both for a loss and a 4-yard sack vs. Boise State ... Played again at defensive tackle off the bench at UNLV and tied a season high with four tackles ... Played against Buffalo in the Famous Idaho Potato Bowl, but did not record a stat.
- 2012 (Redshirt):** Redshirted his first season at SDSU.
- High School:** Two-time first-team all-state selection at Desert Ridge High School ... First-team all-region on defense and East Valley all-region on both sides of the ball as a junior ... Was named his team's outstanding offensive lineman in 2009 and 2011 ... Tapped to the all-Arizona Super 25 his senior campaign and also was rated the 32nd-best recruit in the state of Arizona by *ESPN* ... Two-star defensive lineman by Rivals.com, who earned a *Scouts, Inc.* grade of 73 ... Also lettered in track, finishing second in the state last year in the shot put ... Was Desert Ridge's MVP in track on two occasions.
- Personal:** Alejandro Barrett was born March 6, 1994, in Yuma, Ariz. ... Son of Audry and Elena Barrett ... Has two younger brothers ... Also drew interest from Fresno State, Army, Arizona State, New Mexico, Air Force, Montana, Northern Colorado and San José State ... Is majoring in social science.

Barrett's Career Statistics

| Season | GP | GS | UA | A | TT | TFL | Sk | Int. | PBU | FF | FR |
|---------------|-----------|-----------|-----------|-----------|------------|-------------|-------------|----------|----------|----------|----------|
| 2013 | 12 | 0 | 8 | 7 | 15 | 5.0 | 3.0 | 0 | 0 | 0 | 0 |
| 2014 | 10 | 10 | 21 | 18 | 39 | 9.0 | 3.0 | 0 | 3 | 1 | 0 |
| 2015 | 14 | 14 | 33 | 29 | 62 | 13.0 | 5.5 | 2 | 1 | 2 | 0 |
| 2016 | 9 | 9 | 20 | 14 | 34 | 9.5 | 6.5 | 0 | 4 | 0 | 0 |
| Career | 45 | 33 | 82 | 68 | 150 | 36.5 | 18.0 | 2 | 8 | 3 | 0 |

Career Highs: Tackles: 8 vs. Air Force (12/5/15), vs. Idaho (11/8/14); Tackles For Loss: 3.0 vs. Wyoming (11/14/15); Sacks: 2.0, four times; Interceptions: 1 vs. Cincinnati (12/24/15), at San José State (10/17/15); Pass Breakups: 4 vs. New Hampshire (9/3/16); Forced Fumbles: 1 vs. Air Force (12/5/15), vs. Utah State (10/23/15), vs. Idaho (11/8/14); Blocked Kicks: 1 vs. Northern Arizona (8/30/14); Defensive Touchdowns: 1 vs. Cincinnati (12/25/15).

2016 Highs: Tackles: 5 at Utah State (10/28/16), at South Alabama (10/1/16), vs. New Hampshire (9/3/16); Tackles For Loss: 2.0 at Northern Illinois (9/17/16), vs. New Hampshire (9/3/16); Sacks: 2.0 vs. New Hampshire (9/3/16); Pass Breakups: 4 vs. New Hampshire (9/3/16).

Barrett's Career Game-by-Game

| Date | Opponent | GP | GS | UA | A | TT | TFL | Sk. | Int. | PBU | FF | FR |
|--------------------|---------------------|----|----|----|---|----|-----|-----|------|-----|----|----|
| A.31.13 | Eastern Illinois | | | | | | | | | | | |
| ---Did Not Play--- | | | | | | | | | | | | |
| S.7.13 | at 3/2 Ohio State | 1 | 0 | 0 | 0 | 0 | 0.0 | 0.0 | 0 | 0 | 0 | 0 |
| S.21.13 | Oregon State | 1 | 0 | 0 | 0 | 0 | 0.0 | 0.0 | 0 | 0 | 0 | 0 |
| S.28.13 | at New Mexico State | 1 | 0 | 1 | 0 | 1 | 0.0 | 0.0 | 0 | 0 | 0 | 0 |
| 0.4.13 | Nevada* | 1 | 0 | 0 | 0 | 0 | 0.0 | 0.0 | 0 | 0 | 0 | 0 |
| 0.10.13 | at Air Force* | 1 | 0 | 3 | 1 | 4 | 2.0 | 2.0 | 0 | 0 | 0 | 0 |
| 0.26.13 | 15/18 Fresno State* | 1 | 0 | 0 | 1 | 1 | 0.0 | 0.0 | 0 | 0 | 0 | 0 |
| N.2.13 | New Mexico* | 1 | 0 | 0 | 0 | 0 | 0.0 | 0.0 | 0 | 0 | 0 | 0 |
| N.9.13 | at San José State* | 1 | 0 | 1 | 1 | 2 | 1.0 | 0.0 | 0 | 0 | 0 | 0 |
| N.16.13 | at Hawai'i* | 1 | 0 | 0 | 1 | 1 | 0.0 | 0.0 | 0 | 0 | 0 | 0 |
| N.23.13 | Boise State* | 1 | 0 | 2 | 0 | 2 | 2.0 | 1.0 | 0 | 0 | 0 | 0 |
| N.30.13 | at UNLV* | 1 | 0 | 1 | 3 | 4 | 0.0 | 0.0 | 0 | 0 | 0 | 0 |
| D.21.13 | vs. Buffalo& | 1 | 0 | 0 | 0 | 0 | 0.0 | 0.0 | 0 | 0 | 0 | 0 |
| A.30.14 | Northern Arizona | 1 | 1 | 3 | 2 | 5 | 2.5 | 0.0 | 0 | 0 | 0 | 0 |

| | | | | | | | | | | | | |
|---------|-----------------------|--------------------------------|---|---|---|---|-----|-----|---|---|---|---|
| S.6.14 | at 21/23 No. Carolina | 1 | 1 | 2 | 1 | 3 | 1.0 | 0.0 | 0 | 2 | 0 | 0 |
| S.20.14 | at Oregon State | 1 | 1 | 1 | 4 | 5 | 0.0 | 0.0 | 0 | 0 | 0 | 0 |
| S.27.14 | UNLV* | 1 | 1 | 3 | 0 | 3 | 2.0 | 2.0 | 0 | 0 | 0 | 0 |
| O.3.14 | at Fresno State* | 1 | 1 | 3 | 1 | 4 | 0.0 | 0.0 | 0 | 0 | 0 | 0 |
| O.10.14 | at New Mexico* | 1 | 1 | 2 | 0 | 2 | 0.0 | 0.0 | 0 | 0 | 0 | 0 |
| O.18.14 | Hawai'i** | 1 | 1 | 1 | 1 | 2 | 1.0 | 1.0 | 0 | 1 | 0 | 0 |
| N.1.14 | at Nevada* | 1 | 1 | 3 | 2 | 5 | 1.0 | 0.0 | 0 | 0 | 0 | 0 |
| N.8.14 | Idaho | 1 | 1 | 3 | 5 | 8 | 1.5 | 0.0 | 0 | 0 | 1 | 0 |
| N.15.14 | at Boise State* | 1 | 1 | 0 | 2 | 2 | 0.0 | 0.0 | 0 | 0 | 0 | 0 |
| N.21.14 | Air Force* | --- Did Not Play - Injured --- | | | | | | | | | | |
| N.29.14 | San José State* | --- Did Not Play - Injured --- | | | | | | | | | | |
| D.23.14 | Navy# | --- Did Not Play - Injured --- | | | | | | | | | | |
| S.5.15 | San Diego | 1 | 1 | 2 | 2 | 4 | 1.0 | 1.0 | 0 | 1 | 0 | 0 |
| S.12.15 | at California | 1 | 1 | 3 | 1 | 4 | 1.0 | 0.0 | 0 | 0 | 0 | 0 |
| S.19.15 | South Alabama | 1 | 1 | 1 | 4 | 5 | 0.0 | 0.0 | 0 | 0 | 0 | 0 |
| S.26.15 | at Penn State | 1 | 1 | 2 | 2 | 4 | 1.5 | 0.0 | 0 | 0 | 0 | 0 |
| O.3.15 | Fresno State* | 1 | 1 | 3 | 4 | 7 | 1.0 | 0.5 | 0 | 0 | 0 | 0 |
| O.10.15 | at Hawai'i** | 1 | 1 | 1 | 0 | 1 | 0.0 | 0.0 | 0 | 0 | 0 | 0 |
| O.17.15 | at San José State* | 1 | 1 | 5 | 0 | 5 | 2.0 | 0.0 | 1 | 0 | 0 | 0 |
| O.23.15 | Utah State* | 1 | 1 | 3 | 2 | 5 | 1.0 | 1.0 | 0 | 0 | 1 | 0 |
| O.31.15 | at Colorado State* | 1 | 1 | 2 | 3 | 5 | 1.0 | 0.0 | 0 | 0 | 0 | 0 |
| N.14.15 | Wyoming* | 1 | 1 | 4 | 0 | 4 | 3.0 | 2.0 | 0 | 0 | 0 | 0 |
| N.21.15 | at UNLV* | 1 | 1 | 1 | 0 | 1 | 0.0 | 0.0 | 0 | 0 | 0 | 0 |
| N.28.15 | Nevada* | 1 | 1 | 1 | 5 | 6 | 1.0 | 1.0 | 0 | 0 | 0 | 0 |
| D.5.15 | Air Force** | 1 | 1 | 2 | 6 | 8 | 0.5 | 0.0 | 0 | 0 | 1 | 0 |
| D.24.15 | vs. Cincinnati% | 1 | 1 | 3 | 0 | 3 | 0.0 | 0.0 | 1 | 0 | 0 | 0 |
| S.3.16 | New Hampshire | 1 | 1 | 4 | 1 | 5 | 2.0 | 2.0 | 0 | 4 | 0 | 0 |
| S.10.16 | California | 1 | 1 | 2 | 2 | 4 | 1.0 | 1.0 | 0 | 0 | 0 | 0 |
| S.17.16 | at Northern Illinois | 1 | 1 | 3 | 1 | 4 | 2.0 | 1.0 | 0 | 0 | 0 | 0 |
| O.1.16 | at South Alabama | 1 | 1 | 2 | 3 | 5 | 0.0 | 0.0 | 0 | 0 | 0 | 0 |
| O.8.16 | UNLV* | 1 | 1 | 3 | 1 | 4 | 1.0 | 1.0 | 0 | 0 | 0 | 0 |
| O.14.16 | at Fresno State* | 1 | 1 | 1 | 3 | 4 | 1.0 | 1.0 | 0 | 0 | 0 | 0 |
| O.21.16 | San José State* | 1 | 1 | 2 | 1 | 3 | 1.0 | 0.0 | 0 | 0 | 0 | 0 |
| O.28.16 | at Utah State* | 1 | 1 | 2 | 3 | 5 | 0.5 | 0.5 | 0 | 0 | 0 | 0 |
| N.5.16 | Hawai'i** | 1 | 1 | 1 | 0 | 1 | 1.0 | 0.0 | 0 | 0 | 0 | 0 |

*Bold indicates season high. * - Mountain West game. & - 2013 Famous Idaho Potato Bowl (Bronco Stadium; Boise, Idaho). # - 2014 San Diego County Credit Union Poinsettia Bowl (Qualcomm Stadium; San Diego, Calif.). ** - 2015 Sports Authority Mountain West Championship (Qualcomm Stadium; San Diego, Calif.). % - 2015 Hawai'i Bowl (Aloha Stadium; Honolulu, Hawaii).*

#15 NICK BAWDEN

Fullback • Junior • 6-3 • 240 • Los Gatos, Calif. • Los Gatos HS

- **At San Diego State:** Was the backup quarterback for most of 2014 after starting for an injured Quinn Kaehler for two straight games at Fresno State and New Mexico ... Moved to fullback from quarterback prior to fall camp, where he backed up two-year starter Dakota Gordon in 2015 ... Good athlete who already possesses good hands ... Is listed as the starter at fullback heading into the Nevada contest for the seventh straight game ... Coach Long called him the most improved offensive player in the spring.
- **2016 (Junior):** Has played in each of the past eight games, starting the last six ... Has nine catches for 65 yards (7.2 avg.) and a 4-yard rush ... According to Pro Football Focus, has graded out as the third-best fullback in the country this year and the No. 1 blocking fullback ... vs. New Hampshire (Sept. 3) ... Did not play in the opener vs. New Hampshire ... vs. California (Sept. 10) ... Made his first career catch, going for four yards against California off the bench ... at Northern Illinois (Sept. 17) ... Made another 4-yard grab off the pine at Northern Illinois ... at South Alabama (Oct. 1) ... Had a career-long 10-yard catch in his first career start at fullback at South Alabama ... Also had a 4-yard rush, his first rushing attempts as a fullback ... vs. UNLV (Oct. 8) ... Started again against UNLV, but did not record a stat ... at Fresno State (Oct. 14) ... Had career highs of two catches and 23 yards in a start at Fresno State ... Included in the 23 yards was a career-long 14-yard grab ... vs. San José State (Oct. 21) ... Had another two catches for 17 yards in a start against San José State ... at Utah State (Oct. 28) ... Did not record a stat in starting time at Utah State ... vs. Hawai'i (Nov. 5) ... Caught two passes for seven yards (3.5 avg.) in another start against Hawai'i.

- **2015 (Sophomore):** Played in nine games on the season, including eight of the final 10, without recording a stat ... Did not play in the opener vs. San Diego ... Logged his first snaps of his career at fullback at California without finding the stat sheet ... Did not play against South Alabama ... Was on the travel squad to Penn State, but did not see any action ... Saw time on special teams vs. Fresno State ... Traveled on the Hawai'i trip, but did not see any time ... Logged snaps at fullback at San José State without making the stat sheet ... Played late in the game against Utah State, but did not record a stat ... Also logged statless time at Colorado State ... Played some time at fullback vs. Wyoming, but did not get on the stat sheet ... Logged significant time off the bench at UNLV without recording a stat ... Played some statless time vs. Nevada ... Also did not see action vs. Air Force in the Mountain West Championship ... Played in the Hawai'i Bowl against Cincinnati without making the stat sheet.

- **2014 (True Freshman):** Was one of eight Aztec true freshmen to see action in a game and was the only one to earn a start ... Worked up from fourth on the depth chart after spring drills to the backup quarterback to senior Quinn Kaehler heading into the 2014 opener ... Threw for 147 yards on the year, going 13-for-38 for a touchdown and two interceptions ... Also rushed 11 times for 43 yards (3.9 avg.) ... If you take away the three times he was sacked, he had 63 rushing yards eight attempts (7.9 avg.) ... Came off the bench to play the final series in the opening win vs. Northern Arizona, but did not throw a pass ... Was on the travel squad to No. 21/23 North Carolina, but did not appear in the game ... Also was on the travel squad to Oregon State, but did not log any snaps ... Played in the team's final drive vs. UNLV, but only handed the ball off ... Became the second true freshman to start a game at quarterback and first without previously throwing a pass at Fresno State ... Was 9-for-24 for 84 yards with one touchdown and two interceptions ... Also rushed for 36 yards on eight attempts, averaging 4.5 yards per carry ... If you took away the two times he was sacked, those rushing numbers go to 48 yards on six attempts (8.0 avg.) ... Was the 39th player to make his quarterback starting debut for the Aztecs in the Division I era (since 1969) ... Became the second SDSU true freshman in school history (Spencer Brinton in 1997) to start at quarterback in an Aztec win at New Mexico ... Was 4-for-13 for 63 yards with no touchdowns and no interceptions, playing only the first half ... Also carried three times for seven yards (twice for 15 yards if you take away the 8-yard sack) ... Had a career-long 43-yard pass in the first quarter to Eric Judge ... Suited up at home against Hawai'i, but did not play in the game ... Was the back-up to Quinn Kaehler once again at Nevada, but did not see any action ... Backed up Kaehler once again at quarterback vs. Idaho, but did not see the field ... Was on the travel squad, but did not see any action at Boise State ... Also didn't play against Air Force ... Came off the bench vs. San José State and threw a pass for the first time since the New Mexico game, but the pass was incomplete ... Was on the sidelines, but did not see the field vs. Navy in the Poinsettia Bowl.

- **High School:** Completed 107-of-197 passes (54.3 percent) for 1,622 yards and 14 touchdowns with eight interceptions as a senior at Los Gatos High ... Also rushed for 189 yards on 39 attempts (4.9 avg.) with one touchdown ... Passed for 1,636 yards and 12 touchdowns as a junior ... Rated as a three-star recruit by *Scout.com* and was picked as the 67th-best quarterback ... Also was a three-star recruit by *ESPN.com* with a scout grade of 77, a three-star recruit by 247sports with a grade of 82 and a two-star recruit by *Rivals.com*.

- **Personal:** Charles Nicholas Bawden was born June 22, 1996, in Los Gatos, Calif. ... Son of Rick and Kimberly Bawden ... Was also offered a scholarship from Eastern Washington, while drawing interest from Arkansas, California, Fresno State, Harvard, San José State, Utah and Washington ... A business administration major with a concentration as a management entrepreneur.

Bawden's Career Statistics

| Season | GP | Passing | | | | | | Rushing | | | | |
|---------------|-----------|----------|-----------|-----------|-------------|----------|----------|------------|--------------|-----------|-----------|----------|
| | | GS | Att. | Cmp. | Pct. | Int. | TD | Yds. | Rtg. | Att. | Yds. | TD |
| 2014 | 5 | 2 | 38 | 13 | 34.2 | 2 | 1 | 147 | 64.86 | 11 | 43 | 0 |
| 2015 | 9 | 0 | 0 | 0 | 0.0 | 0 | 0 | 0 | 0.00 | 0 | 0 | 0 |
| 2016 | 8 | 6 | 0 | 0 | 0.0 | 0 | 0 | 0 | 0.00 | 1 | 4 | 0 |
| Career | 22 | 8 | 38 | 13 | 34.2 | 2 | 1 | 147 | 64.86 | 12 | 47 | 0 |

Receiving

| Season | GP | GS | Rec. | Yds. | Avg. | Long | TD |
|---------------|-----------|----------|----------|-----------|------------|-----------|----------|
| 2014 | 5 | 2 | 0 | 0 | 0.0 | 0 | 0 |
| 2015 | 9 | 0 | 0 | 0 | 0.0 | 0 | 0 |
| 2016 | 8 | 6 | 9 | 65 | 7.2 | 14 | 0 |
| Career | 22 | 8 | 9 | 65 | 7.2 | 14 | 0 |

Career Highs: Carries: 8 at Fresno State (10/3/14); Rushing Yards: 36 at Fresno State (10/3/14); Long Rush: 15 at New Mexico (10/10/14); Receptions: 2 vs. Hawai'i (11/5/16),

vs. San José State (10/21/16), at Fresno State (10/14/16); **Receiving Yards:** 23 at Fresno State (10/14/16); **Long Reception:** 14 at Fresno State (10/14/16); **Attempts:** 24 at Fresno State (10/3/14); **Completions:** 9 at Fresno State (10/3/14); **Passing Yards:** 84 at Fresno State (10/3/14); **Long Pass:** 43 at New Mexico (10/10/14); **Passing Touchdowns:** 1 at Fresno State (10/3/14); **Completion Pct. (min. 12 att.):** 37.50 (9-for-24) at Fresno State (10/3/14); **Efficiency Rating:** 71.48 at New Mexico (10/10/14).

2016 Highs: **Carries:** 1 at South Alabama (10/1/16); **Rushing Yards:** 4 at South Alabama (10/1/16); **Long Rush:** 4 at South Alabama (10/1/16); **Receptions:** 2 vs. Hawai'i (11/5/16), vs. San José State (10/21/16), at Fresno State (10/14/16); **Receiving Yards:** 23 at Fresno State (10/14/16); **Long Reception:** 14 at Fresno State (10/14/16);

Bawden's Career Game-by-Game

Passing

| Date | Opponent | GP | GS | Att. | Cmp. | Pct. | Int. | TD | Yds. | Rtg. |
|---------|-----------------------|----|----|----------------------|------|------|------|----|------|-------|
| A.30.14 | Northern Arizona | 1 | 0 | 0 | 0 | 0.0 | 0 | 0 | 0 | 0.00 |
| S.6.14 | at 21/23 No. Carolina | | | --- Did Not Play --- | | | | | | |
| S.20.14 | at Oregon State | | | --- Did Not Play --- | | | | | | |
| S.27.14 | UNLV* | 1 | 0 | 0 | 0 | 0.0 | 0 | 0 | 0 | 0.00 |
| O.3.14 | at Fresno State* | 1 | 1 | 24 | 9 | 37.5 | 2 | 1 | 84 | 63.98 |
| O.10.14 | at New Mexico* | 1 | 1 | 13 | 4 | 30.8 | 0 | 0 | 63 | 71.48 |
| O.18.14 | Hawai'i* | | | --- Did Not Play --- | | | | | | |
| N.1.14 | at Nevada* | | | --- Did Not Play --- | | | | | | |
| N.8.14 | Idaho | | | --- Did Not Play --- | | | | | | |
| N.15.14 | at Boise State* | | | --- Did Not Play --- | | | | | | |
| N.21.14 | Air Force* | | | --- Did Not Play --- | | | | | | |
| N.29.14 | at San José State* | 1 | 0 | 1 | 0 | 0.0 | 0 | 0 | 0 | 0.00 |
| D.23.14 | Navy# | | | --- Did Not Play --- | | | | | | |

Rushing

| Date | Opponent | GP | GS | Rushing | | | Receiving | | | |
|---------|----------------------|----|----|----------------------|------|------|-----------|-----|------|----|
| | | | | Att. | Yds. | Avg. | TD | No. | Yds. | TD |
| S.5.15 | San Diego | | | --- Did Not Play --- | | | | | | |
| S.12.15 | at California | 1 | 0 | 0 | 0 | 0.0 | 0 | 0 | 0 | 0 |
| S.19.15 | South Alabama | | | --- Did Not Play --- | | | | | | |
| S.26.15 | at Penn State | | | --- Did Not Play --- | | | | | | |
| O.3.15 | Fresno State* | 1 | 0 | 0 | 0 | 0.0 | 0 | 0 | 0 | 0 |
| O.10.15 | at Hawai'i* | | | --- Did Not Play --- | | | | | | |
| O.17.15 | at San José State* | 1 | 0 | 0 | 0 | 0.0 | 0 | 0 | 0 | 0 |
| O.23.15 | Utah State* | 1 | 0 | 0 | 0 | 0.0 | 0 | 0 | 0 | 0 |
| O.31.15 | at Colorado State* | 1 | 0 | 0 | 0 | 0.0 | 0 | 0 | 0 | 0 |
| N.14.15 | Wyoming* | 1 | 0 | 0 | 0 | 0.0 | 0 | 0 | 0 | 0 |
| N.21.15 | at UNLV* | 1 | 0 | 0 | 0 | 0.0 | 0 | 0 | 0 | 0 |
| N.28.15 | Nevada* | 1 | 0 | 0 | 0 | 0.0 | 0 | 0 | 0 | 0 |
| D.5.15 | Air Force` | | | --- Did Not Play --- | | | | | | |
| D.24.15 | vs. Cincinnati% | 1 | 0 | 0 | 0 | 0.0 | 0 | 0 | 0 | 0 |
| S.3.16 | New Hampshire | | | --- Did Not Play --- | | | | | | |
| S.10.16 | California | 1 | 0 | 0 | 0 | 0.0 | 0 | 1 | 4 | 0 |
| S.17.16 | at Northern Illinois | 1 | 0 | 0 | 0 | 0.0 | 0 | 1 | 4 | 0 |
| O.1.16 | at South Alabama | 1 | 1 | 1 | 4 | 4.0 | 0 | 1 | 10 | 0 |
| O.8.16 | UNLV* | 1 | 1 | 0 | 0 | 0.0 | 0 | 0 | 0 | 0 |
| O.14.16 | at Fresno State* | 1 | 1 | 0 | 0 | 0.0 | 0 | 2 | 23 | 0 |
| O.21.16 | San José State* | 1 | 1 | 0 | 0 | 0.0 | 0 | 2 | 17 | 0 |
| O.28.16 | at Utah State* | 1 | 1 | 0 | 0 | 0.0 | 0 | 0 | 0 | 0 |
| N.5.16 | Hawai'i* | 1 | 1 | 0 | 0 | 0.0 | 0 | 2 | 7 | 0 |

*Bold indicates season high. * - Mountain West game. # - 2014 San Diego County Credit Union Poinsettia Bowl (Qualcomm Stadium; San Diego, Calif.). ` - 2015 Sports Authority Mountain West Championship (Qualcomm Stadium; San Diego, Calif.). % - 2015 Hawai'i Bowl (Aloha Stadium; Honolulu, Hawaii).*

#91 TANNER BLAIN

Punter • Senior • 6-0 • 205 • Lindenhurst, Ill. • El Camino College

• **At San Diego State:** Accurate punter who continues to work on his power ... Was at the University of Kentucky for two years, redshirting the 2012 season and practicing in 2013, before transferring to El Camino College to punt in 2014 ... Enrolled at SDSU in the 2015 spring se-

mester ... Is listed as the starting punter heading into this weekend for the 23rd straight game ... Is also the team's holder on PAT's and field goals.

• **2016 (Senior):** Has started at the punter position and has held for PAT's and field goals in all nine games on the season ... Is on the Ray Guy Award Watch List for the second consecutive season ... Has punted 40 times for 1,642 yards (41.0 avg.) with a long of 57 yards ... Seventeen (17) punts have landed inside the 20-yard line, including seven inside the 10 and three inside the 5 ... Eight of his punts have been fair caught and has just four touchbacks ... Also has eight punts of at least 50 yards ... Is ranked ninth in the Mountain West in punt average (41.05) ... If you take away the 14 times he's had to punt inside his opponent's side of the field, he has averaged 43.65 yards per punt (on 26 attempts) this year ... **vs. New Hampshire (Sept. 3)** ... Punted eight times in the opener vs. New Hampshire for 295 yards (36.9 avg.) ... Only two of the eight punts were returned, while two were fair caught (also two touchbacks) ... Had a long of 47 yards ... **vs. California (Sept. 10)** ... Had a better game against California, punting five times for 190 yards (38.0 avg.) with a long of 50 yards ... Two of the five punts landed inside the 20-yard line ... **at Northern Illinois (Sept. 17)** ... Had a career game at Northern Illinois in his home state, punting five times for 212 yards, averaging 42.4 yards per boot with a career-high-tying four inside the 20 ... He ended up with four punts inside the 7-yard line, including three inside the 5 (2, 3 and 4) with the other landing on the 6 ... On his four punts inside the 7, the Huskies were held scoreless ... His other punt was a then season-long 52-yarder ... For his efforts, was named the Mountain West Special Teams Player of the Week for the first time of his career ... **at South Alabama (Oct. 1)** ... Had another good punting game at South Alabama, punting five times for 232 yards (46.4 avg.) with two inside the 20-yard line ... Had a long of 53 yards ... **vs. UNLV (Oct. 8)** ... Punted four times for 161 yards (40.3 avg.) against UNLV with a then season-long boot of 55 yards ... Two of his four punts landed inside the 20, including one at the 7-yard line ... **at Fresno State (Oct. 14)** ... Had another good outing at Fresno State, punting four times with three of them inside the Bulldog territory ... Ended up landing three of his four attempts inside the 20, including one inside the 10 ... The other punt was a season-long 57-yarder ... Ended up punting for 145 yards, averaging 36.2 yards per boot ... **vs. San José State (Oct. 21)** ... Punted three times for 122 yards (40.7 avg.) with a long of 47 yards against San José State ... **at Utah State (Oct. 28)** ... Punted three times for 132 yards (44.0 avg.) at Utah State with two punts - 51 and 50 - traveling at least 50 yards ... Finished with a net average of 45.0 as two punts were returned for a loss of three yards ... **vs. Hawai'i (Nov. 5)** ... Had another solid outing against Hawai'i, punting three times for 153 yards, posting a career-high average of 51.0 with a long of 56 yards ... Two of his three punts landed inside the 20, including one inside the 10, with the other going for a touchback ... Finished with a net average of 44.3.

• **2015 (Junior):** Was the team's starting punter in all 14 games ... Punted 77 times for 3,102 yards, averaging 40.3 yards per boot ... Twenty-five of his 77 punts landed inside the 20-yard line, including nine inside the 10 and two inside the 5 ... Twenty-four of his 77 punts were fair caught ... Had eight 50-plus-yard boots ... Just 19 of his 77 punts were returned for 95 yards (5.0 avg.) ... Had a long punt of 63 yards, which was the longest by an Aztec since Brian Stahovich's 89-yarder at Missouri on Sept. 18, 2010 ... Had a solid debut as an Aztec vs. San Diego, punting five times for 222 yards (44.4 avg.), including two 50-plus yard boots ... Had a long of 63 yards, which is the longest by an SDSU player since Brian Stahovich's 89-yarder at Missouri on Sept. 18, 2010 ... It was also tied for the 16th-longest punt by an Aztec since 1996 and the 12th longest by a SDSU player in the MW era (since 1999) ... Three of his five punts were inside the 20-yard line ... Punted a career-high nine times for 365 yards (40.6 avg.) at California with four landing inside the 20-yard line and an impressive five being fair caught ... Had a long of 51 yards ... Had a good game for South Alabama, punting six times for 281 yards, averaging a career-high 46.8 yards per boot ... Three of his six punts landed inside the 20, including three inside the 10 and two inside the 5 (2 and 1-yd line) ... Had a long of 60 yards ... Three of the six punts were fair caught and three were downed as none were returned ... The average starting field position for USA off his punts was the 14 ... Had eight punts at Penn State for 313 yards, averaging 39.1 per kick ... One landed inside the 20 and one was fair caught ... Had a long of 48 yards ... Punted six times for 233 yards (38.8 avg.) against Fresno State ... Had one punt land inside the 10-yard line with one touchback ... Four of the six punts were fair caught ... Tied a career high with nine punts at Hawai'i for 379 yards (42.1 avg.) ... Three of his punts landed inside the 20-yard line, including one on the 5 ... Had two punts that traveled 50-plus yards with a long of 54 yards ... Had a solid outing at San José State, punting three times for 118 yards (39.3 avg.) with all three punts landing inside the 20-yard line, including two inside the 10 ... The three punts finished at the 12, 6 and 8-yard line, giving the Spartans an average starting field position of 8.7 yard line on those punts ... Two of the three punts came on the SJSU side of the field, somewhat skewing his punt average ... His one punt on SDSU's side of the ball was his longest of the game at 48 yards ...

Punted five times for 179 yards (35.8 avg.) against Utah State with a long of 46 yards ... Two of the five punts were inside the 20, three were fair caught and two were returned for just seven yards ... One of the punts was muffed by an Aggie player and Marcus Stamps recovered the ball, but set up a missed Aztec field goal ... Punted four times for 173 yards (43.2 avg.) at Colorado State with a long of 52 yards ... None of the four punts were returned ... Punted three times for 123 yards (41.0 avg.) vs. Wyoming ... Posted a 42.0 net average as the one punt that was returned was muffed for a 3-yard loss, where long snapper Jeff Overbaugh pounced on it for the recovery ... SDSU later scored on the drive ... Had a long of 44 yards ... Punted four times for 146 yards (36.5 avg.) at UNLV with a long of 40 yards, landing one at the 12-yard line ... Punted six times for 224 yards (37.3 avg.) against Nevada with a long of 45 yards ... One landed inside the 20-yard line and zero of the six boots were returned ... Had five punts for 209 yards (41.8 avg.) with a long of 51 yards vs. Air Force in the MW Championship game ... One of the punts landed inside the 20-yard line ... Two of the five punts were returned for a total of just three yards (1.5 avg.) ... Had four punts for 137 yards (34.2 avg.) vs. Cincinnati in the Hawai'i Bowl with a long of 47 yards ... Two of his four punts landed inside the 20-yard line.

- **2014 (at El Camino College):** Punted 53 times for 1,968 yards (37.1 avg.) in 2014 at El Camino College with a long of 63 yards ... Eighteen of his 53 punts landed inside the 20, while 11 were fair caught and just one went for a touchback ... Best game was vs. Citrus on Sept. 27, when he punted six times for 271 yards (45.2 avg.), including a 63-yarder and two inside the 20 ... Followed that up with a season-high 11 punts for 435 yards (39.5 avg.) with eight landing inside the 20 at Riverside.
- **At Univ. of Kentucky (2012-13):** Practiced with the Wildcats in 2013, but did not play in a game ... Redshirted his first season at UK in 2012.
- **High School:** Played wide receiver, cornerback, kicker and punter for Lake Community High School, helping the Eagles to a conference championship as a senior ... Named all-conference and the No. 1 punter in the area ... Averaged 44.6 yards per punt, while converting on 9-of-12 field goal attempts with an 85 percent touchback rate in his senior season ... Averaged 41.3 yards per punt as a junior and 39.4 yards per punt as a sophomore ... A two-star recruit by Rivals and 247sports ... Received a grade of 73 by 247sports ... Also earned three letters as a shooting guard in basketball ... Lettered one year in track and field, competing in the jumping events (long jump, triple jump and high jump).
- **Personal:** Tanner Austin Blaine was born May 3, 1994, in Lake Forest, Ill. ... Son of David and Priscilla Blain ... Chose Kentucky out of Lake Community High School since it was close to his hometown ... Is majoring in social science.

Blain's Career Statistics

| Season | GP | GS | No. | Yds. | Avg. | Net | TB | FC | I20 | 50+ | Lg. |
|---------------|-----------|-----------|------------|--------------|-------------|-------------|-----------|-----------|-----------|-----------|-----------|
| 2015 | 14 | 14 | 77 | 3,102 | 40.3 | 37.0 | 8 | 24 | 25 | 8 | 63 |
| 2016 | 9 | 9 | 40 | 1,642 | 41.0 | 37.3 | 4 | 8 | 17 | 8 | 57 |
| Career | 23 | 23 | 117 | 4,744 | 40.5 | 37.1 | 12 | 32 | 42 | 16 | 63 |

Career Highs: Punts: 9 at Hawai'i (10/10/15), at California (9/12/15); Yards: 379 at Hawai'i (10/10/15); Avg. (min. 2 attempts): 51.0 (3-for-153) Hawai'i (11/5/16); Net Avg. (min. 2 attempts): 46.8 vs. South Alabama (9/19/15); Punt Long: 63 vs. San Diego (9/5/15); Fair Caught: 5 at California (9/12/15); Inside 20: 4 at Northern Illinois (9/17/16), at California (9/12/15).

2016 Highs: Punts: 8 vs. New Hampshire (9/3/16); Yards: 295 vs. New Hampshire (9/3/16); Avg. (min. 2 attempts): 51.0 (3-for-153) Hawai'i (11/5/16); Net Avg. (min. 2 attempts): 45.0 at Utah State (10/28/16); Punt Long: 57 at Fresno State (10/14/16); Fair Caught: 3 vs. California (9/10/16); Inside 20: 4 at Northern Illinois (9/17/16).

Blain's Career Game-by-Game

| Date | Opponent | GP | GS | No. | Yds. | Avg. | Net | TB | FC | I20 | Lg. |
|---------|--------------------|----|----|-----|------|------|------|----|----|-----|-----|
| S.5.15 | San Diego | 1 | * | 5 | 222 | 44.4 | 40.4 | 1 | 1 | 3 | 63 |
| S.12.15 | at California | 1 | * | 9 | 365 | 40.6 | 36.7 | 1 | 5 | 4 | 51 |
| S.19.15 | South Alabama | 1 | * | 6 | 281 | 46.8 | 46.8 | 0 | 3 | 3 | 60 |
| S.26.15 | at Penn State | 1 | * | 8 | 313 | 39.1 | 37.0 | 0 | 1 | 1 | 48 |
| O.3.15 | Fresno State* | 1 | * | 6 | 233 | 38.8 | 34.3 | 1 | 4 | 1 | 41 |
| O.10.15 | at Hawai'i* | 1 | * | 9 | 379 | 42.1 | 35.8 | 1 | 0 | 3 | 54 |
| O.17.15 | at San José State* | 1 | * | 3 | 118 | 39.3 | 39.3 | 0 | 0 | 3 | 48 |
| O.23.15 | Utah State* | 1 | * | 5 | 179 | 35.8 | 34.4 | 0 | 3 | 2 | 46 |
| O.31.15 | at Colorado State* | 1 | * | 4 | 173 | 43.2 | 38.2 | 1 | 1 | 0 | 52 |
| N.14.15 | Wyoming* | 1 | * | 3 | 123 | 41.0 | 42.0 | 0 | 0 | 0 | 44 |
| N.21.15 | at UNLV* | 1 | * | 4 | 146 | 36.5 | 31.8 | 0 | 2 | 1 | 40 |

| | | | | | | | | | | | |
|---------|----------------------|---|---|---|-----|------|------|---|---|---|----|
| N.28.15 | Nevada* | 1 | * | 6 | 224 | 37.3 | 35.9 | 2 | 2 | 1 | 45 |
| D.5.15 | Air Force`` | 1 | * | 5 | 209 | 41.8 | 37.6 | 1 | 1 | 1 | 51 |
| D.24.15 | vs. Cincinnati% | 1 | * | 4 | 137 | 34.2 | 35.5 | 0 | 1 | 1 | 47 |
| S.3.16 | New Hampshire | 1 | * | 8 | 295 | 36.9 | 29.3 | 2 | 2 | 1 | 47 |
| S.10.16 | California | 1 | * | 5 | 190 | 38.0 | 38.0 | 0 | 3 | 2 | 50 |
| S.17.16 | at Northern Illinois | 1 | * | 5 | 212 | 42.4 | 40.0 | 0 | 0 | 4 | 52 |
| O.1.16 | at South Alabama | 1 | * | 5 | 242 | 46.4 | 42.6 | 0 | 0 | 2 | 53 |
| O.8.16 | UNLV* | 1 | * | 4 | 161 | 40.3 | 34.2 | 1 | 0 | 2 | 55 |
| O.14.16 | at Fresno State* | 1 | * | 4 | 145 | 36.3 | 36.3 | 0 | 2 | 3 | 57 |
| O.21.16 | San José State* | 1 | * | 3 | 122 | 40.7 | 34.0 | 0 | 1 | 0 | 47 |
| O.28.16 | at Utah State* | 1 | * | 3 | 132 | 44.0 | 45.0 | 0 | 0 | 1 | 51 |
| N.5.16 | Hawai'i* | 1 | * | 3 | 153 | 51.0 | 44.3 | 1 | 0 | 2 | 56 |

*Bold indicates season high. GS - * in this category indicates the player was on the field the first time San Diego State was in the punt formation. `` - Mountain West game. `` - 2015 Sports Authority Mountain West Championship (Qualcomm Stadium; San Diego, Calif.). % - 2015 Hawai'i Bowl (Aloha Stadium; Honolulu, Hawaii).*

#71 DANIEL BRUNSKILL

Offensive Line • Senior • 6-5 • 260 • Valley Center, Calif. • Valley Center HS

- **At San Diego State:** Made the switch from tight end, where he was an honorable-mention all-MW pick in 2015, to offensive line for his final season with depth issues on the line ... Came to SDSU as an offensive lineman as a walk-on in 2012 ... Is listed as the starting right tackle at Nevada for the 10th straight game ... Earned a scholarship after the spring semester of 2015 ... Has played in 49 consecutive games, tied for the longest streak on the team (Donnell Pumphrey and Nico Siragusa).
- **2016 (Senior):** Is on the Wuerffel Trophy Watch List, which goes out to the athlete who does the most community service, among other attributes ... Also was chosen as a Burlsworth Nominee, which goes out to the best college walk-on (current or former) ... Also was listed as the "28th-Best Draft-Eligible Tight End" by Phil Steele's 2016 College Football Preview ... Started the opener for the first time of his career at right tackle ... Also started vs. California, at Northern Illinois, at South Alabama, against UNLV, at Fresno State, against San José State, at Utah State and vs. Hawai'i ... Has assisted tackle on an Aztec turnover.
- **2015 (Junior):** Was named a Pro Football Focus honorable-mention All-American ... Also chosen as an honorable-mention all-Mountain West selection by the league's media and head coaches ... Started all 14 games at tight end, recording 10 catches for 112 yards (11.2 avg.) and two touchdowns ... The two receiving touchdowns tied for third on the team ... Earned the start in the opener vs. San Diego, but did not record a stat ... Had two catches for 37 yards (18.5 avg.) at California, including a 29-yard touchdown grab ... The 37 yards were a career high ... Made another start vs. South Alabama and came up with a 25-yard grab ... Started again at Penn State without finding the stat sheet ... Did not record a stat in another start vs. Fresno State ... Started at Hawai'i, where he had a 5-yard catch ... The 5-yard reception came on a 3rd and 5 play in the fourth quarter, allowing the Aztecs to hold onto the ball with a 14-point lead ... Made a two-yard catch in a start at San José State ... Also started against Utah State without finding the stat sheet ... Had two receptions for 20 yards (10.0 avg.) in another start at Colorado State with a long of 12 yards ... Had a 2-yard touchdown catch in another start vs. Wyoming ... It was his second touchdown of the year and third of his career ... Came up with two receptions for 21 yards (10.5 avg.) in a start at UNLV with a long of 13 yards ... Earned the start once again vs. Nevada, but was unable to find the stat sheet ... Did not record a stat in another start vs. Air Force in the Mountain West Championship ... Started again vs. Cincinnati in the Hawai'i Bowl while playing statless time.
- **2014 (Sophomore):** Played in all 13 games with starts in four contests, making five catches for 31 yards and a touchdown ... Came off the bench to play against Northern Arizona, but did not record a stat ... Saw time at No. 21/23 North Carolina, but did not find the stat sheet ... Logged playing time at Oregon State without recording a stat ... Made his first career catch, a 6-yarder, vs. UNLV ... Made his first career start at Fresno State without finding the stat sheet ... Started for the second straight game at New Mexico, but did not record a stat ... Came off the bench against Hawai'i without recording a stat ... Had a big game off the bench at Nevada, setting career highs in receptions (3), receiving yards (19) and a career-long catch (12) ... Played once again off the bench against Idaho without finding the stat sheet ... Recorded his first career touchdown catch - a 6-yarder - off the bench at Boise State ... The catch gave SDSU its largest lead of the game at 20-0 ... Made his third start of the season against Air Force, but did not record a stat ... Started again vs. San Jose State without finding the stat sheet ... Saw time off the bench vs. Navy in the Poinsettia Bowl, but did not make the stat sheet.

- **2013 (Freshman):** Played in all 13 games as a redshirt freshman without recording a stat ... Saw action mainly as the blocking tight end ... Played in his first collegiate game in the opener vs. Eastern Illinois ... Also logged action at Ohio State, vs. Oregon State, at New Mexico State, vs. Nevada, at Air Force, vs. Fresno State, vs. New Mexico, at San José State, at Hawai'i, vs. Boise State, at UNLV and against Buffalo in the Famous Idaho Potato Bowl.
- **2012 (Redshirt):** Used his redshirt season in his first year on The Mesa.
- **High School:** A two-year letterwinner at Valley Center High ... Selected first-team all-CIF, first-team all-Valley League, first-team all-North County and second-team all-state as a senior ... Was a team captain as a senior ... Also played volleyball, lacrosse and was on the wrestling team.
- **Personal:** Daniel Zachary Brunskill was born Jan. 27, 1994, in San Diego, Calif. ... Son of Michael and Susan Brunskill ... Graduated from Valley Center High with a 3.83 grade point average ... Is majoring in civil engineering.

Brunskill's Career Statistics

Receiving

| Season | GP | GS | Rec. | Yds. | Avg. | Long | TD |
|---------------|-----------|-----------|-----------|------------|------------|-----------|----------|
| 2013 | 13 | 0 | 0 | 0 | 0.0 | 0 | 0 |
| 2014 | 13 | 4 | 5 | 31 | 6.2 | 12 | 1 |
| 2015 | 14 | 14 | 10 | 112 | 11.2 | 29 | 2 |
| Career | 40 | 18 | 15 | 143 | 9.5 | 29 | 3 |

Career Highs: Receptions: 3 at Nevada (11/1/14); Receiving Yards: 37 at California (9/12/15); Receiving Touchdowns: 1 vs. Wyoming (11/14/15), at California (9/12/15), at Boise State (11/15/14); Long Reception: 29 at California (9/12/15); Tackles: 1 vs. San José State (10/21/16).

2016 Highs: Tackles: 1 vs. San José State (10/21/16).

Offensive Line

| Season | GP | GS |
|---------------|----------|----------|
| 2016 | 9 | 9 |
| Career | 9 | 9 |

Brunskill's Career Game-by-Game

Receiving

| Date | Opponent | GP | GS | No. | Yds. | Avg. | Lg. | TD | TD Lengths |
|---------|-----------------------|----|----|-----|------|------|-----|----|------------|
| A.31.13 | Eastern Illinois | 1 | 0 | 0 | 0 | 0.0 | 0 | 0 | |
| S.7.13 | at 3/2 Ohio State | 1 | 0 | 0 | 0 | 0.0 | 0 | 0 | |
| S.21.13 | Oregon State | 1 | 0 | 0 | 0 | 0.0 | 0 | 0 | |
| S.28.13 | at New Mexico State | 1 | 0 | 0 | 0 | 0.0 | 0 | 0 | |
| O.4.13 | Nevada* | 1 | 0 | 0 | 0 | 0.0 | 0 | 0 | |
| O.10.13 | at Air Force* | 1 | 0 | 0 | 0 | 0.0 | 0 | 0 | |
| O.26.13 | 15/18 Fresno State* | 1 | 0 | 0 | 0 | 0.0 | 0 | 0 | |
| N.2.13 | New Mexico* | 1 | 0 | 0 | 0 | 0.0 | 0 | 0 | |
| N.9.13 | at San José State* | 1 | 0 | 0 | 0 | 0.0 | 0 | 0 | |
| N.16.13 | at Hawai'i* | 1 | 0 | 0 | 0 | 0.0 | 0 | 0 | |
| N.23.13 | Boise State* | 1 | 0 | 0 | 0 | 0.0 | 0 | 0 | |
| N.30.13 | at UNLV* | 1 | 0 | 0 | 0 | 0.0 | 0 | 0 | |
| D.21.13 | vs. Buffalo& | 1 | 0 | 0 | 0 | 0.0 | 0 | 0 | |
| A.30.14 | Northern Arizona | 1 | 0 | 0 | 0 | 0.0 | 0 | 0 | |
| S.6.14 | at 21/23 No. Carolina | 1 | 0 | 0 | 0 | 0.0 | 0 | 0 | |
| S.20.14 | at Oregon State | 1 | 0 | 0 | 0 | 0.0 | 0 | 0 | |
| S.27.14 | UNLV* | 1 | 0 | 1 | 6 | 6.0 | 6 | 0 | |
| O.3.14 | at Fresno State* | 1 | 1 | 0 | 0 | 0.0 | 0 | 0 | |
| O.10.14 | at New Mexico* | 1 | 1 | 0 | 0 | 0.0 | 0 | 0 | |
| O.18.14 | Hawai'i* | 1 | 0 | 0 | 0 | 0.0 | 0 | 0 | |
| N.1.14 | at Nevada* | 1 | 0 | 3 | 19 | 6.3 | 12 | 0 | |
| N.8.14 | Idaho | 1 | 0 | 0 | 0 | 0.0 | 0 | 0 | |
| N.15.14 | at Boise State* | 1 | 0 | 1 | 6 | 6.0 | 6 | 1 | 6 |
| N.21.14 | Air Force* | 1 | 0 | 0 | 0 | 0.0 | 0 | 0 | |
| N.29.14 | at San José State* | 1 | 0 | 0 | 0 | 0.0 | 0 | 0 | |
| D.23.14 | Navy# | 1 | 0 | 0 | 0 | 0.0 | 0 | 0 | |
| S.5.15 | San Diego | 1 | 1 | 0 | 0 | 0.0 | 0 | 0 | |
| S.12.15 | at California | 1 | 1 | 2 | 37 | 18.5 | 29 | 1 | 29 |
| S.19.15 | South Alabama | 1 | 1 | 1 | 25 | 25.0 | 25 | 0 | |

| | | | | | | | | | |
|---------|--------------------|---|---|---|----|------|----|---|---|
| S.26.15 | at Penn State | 1 | 1 | 0 | 0 | 0.0 | 0 | 0 | |
| O.3.15 | Fresno State* | 1 | 1 | 0 | 0 | 0.0 | 0 | 0 | |
| O.10.15 | at Hawai'i* | 1 | 1 | 1 | 5 | 5.0 | 5 | 0 | |
| O.17.15 | at San José State* | 1 | 1 | 1 | 2 | 2.0 | 2 | 0 | |
| O.23.15 | Utah State* | 1 | 1 | 0 | 0 | 0.0 | 0 | 0 | |
| O.31.15 | at Colorado State* | 1 | 1 | 2 | 20 | 10.0 | 12 | 0 | |
| N.14.15 | Wyoming* | 1 | 1 | 1 | 2 | 2.0 | 2 | 1 | 2 |
| N.21.15 | at UNLV* | 1 | 1 | 2 | 21 | 10.5 | 13 | 0 | |
| N.28.15 | Nevada* | 1 | 1 | 0 | 0 | 0.0 | 0 | 0 | |
| D.5.15 | Air Force` | 1 | 1 | 0 | 0 | 0.0 | 0 | 0 | |
| D.24.15 | vs. Cincinnati | 1 | 1 | 0 | 0 | 0.0 | 0 | 0 | |

Offensive Line

| Date | Opponent | GP | GS/POS |
|---------|----------------------|----|--------|
| S.3.16 | New Hampshire | 1 | RT |
| S.10.16 | California | 1 | RT |
| S.17.16 | at Northern Illinois | 1 | RT |
| O.1.16 | at South Alabama | 1 | RT |
| O.8.16 | UNLV* | 1 | RT |
| O.14.16 | at Fresno State* | 1 | RT |
| O.21.16 | San José State* | 1 | RT |
| O.28.16 | at Utah State* | 1 | RT |
| N.5.16 | Hawai'i* | 1 | RT |

*Bold indicates season high. * - Mountain West game. & - 2013 Famous Idaho Potato Bowl (Bronco Stadium; Boise, Idaho). # - 2014 San Diego County Credit Union Poinsettia Bowl (Qualcomm Stadium; San Diego, Calif.). `` - 2015 Sports Authority Mountain West Championship (Qualcomm Stadium; San Diego, Calif.). % - 2015 Hawai'i Bowl (Aloha Stadium; Honolulu, Hawaii).*

#10 CHRISTIAN CHAPMAN

Quarterback • Sophomore • 6-0 • 200 • Carlsbad, Calif. • Carlsbad HS

- **At San Diego State:** Mobile, accurate quarterback with a quick release ... Has a ton of potential ... Was one of three true freshman quarterbacks on the depth chart in 2014 and was the main backup last year ... Is 10-1 as a starting quarterback, winning both the 2015 MW Championship game and the Hawai'i Bowl, and eight of nine games this year ... Since his first start (Dec. 5, 2015), he owns the 10th-best pass efficiency rating in the country (153.9 min. 100 att., 10 GP) ... Was named the starter for the 2016 season in spring drills.
- **2016 (Sophomore):** Has racked up numerous superlatives, including being named a "Other Quarterbacks to Watch" by *Athlon Sports'* Steven Lissan, a "Top 25 MW Player to Watch" by the *Orlando Sentinel's* Matt Murschel, "SDSU's Key Player to a Successful Season" by *Campus Insiders'* Pete Fiutak, a "Group of 5 Wild Card Players" by *Athlon Sports'* J.P. Scott and a "SDSU Player to Watch" by *Lindy's Sports* ... Is 100-for-163 (61.3 pct.) for 1,241 yards and 13 touchdowns with just four interceptions, owning a 146.71 pass efficiency rating ... His 61.3 completion percentage this year is the third best by an Aztec quarterback since 1996 (min. 160 att.), while his 146.71 pass efficiency rating is also ranked third ... Ranks third in the Mountain West (33rd nationally) in pass efficiency (146.71), third (47th nationally) in passing yards per attempt (7.61), third (55th nationally) in touchdown passes (13), fourth (47th nationally) in completion percentage (61.3) and fourth (52nd nationally) in passing yards per completion (12.41) ... If you take away the 18 times that he has been sacked this year, he has rushed 26 times for 136 yards (5.2 avg.) ... **vs. New Hampshire (Sept. 3)** ... Had a solid opener vs. New Hampshire in just his third career start, completing 16 of 25 passes for a career-high 283 yards and a career-best two touchdowns ... His 283 yards were the most by an Aztec since Quinn Kaehler had 326 vs. Air Force on Nov. 21, 2014 ... **Threw an 86-yard pass to Mikah Holder in the first quarter, tied for the seventh-longest pass in program history** ... Also rushed six times for 7 yards (4.5 avg.) ... **vs. California (Sept. 10)** ... Was 14-for-23 for 129 yards, a touchdown and an interception against California ... The interception stopped numerous streaks, including 87 passes by Chapman without an interception, 254 pass attempts by SDSU without an interception and 404 snaps without a turnover ... **at Northern Illinois (Sept. 17)** ... Was 11-for-19 with a career-high three touchdowns and 126 yards in his fifth career start ... Became the first Aztec with three touchdown passes in a game since Maxwell Smith threw three vs. Wyoming on Nov. 14, 2015 ... All three scores came in the first half as SDSU raced out to a 28-7 lead ... **at South Alabama (Oct. 1)** ... Completed 13 of 22 passes for 159 yards and a touchdown at South Alabama ... **vs. UNLV (Oct. 8)** ... Was 15-for-20 for 215 yards and one touchdown without throwing a pick against UNLV ... Connected on a career-high 75 percent of his passing attempts (min. 5 att.) ... It was his seventh straight game with at least one passing

touchdown ... Now has eight touchdown passes on the season and 10 for his career ... **at Fresno State (Oct. 14)** ... Was only called on to pass 12 times at Fresno State, completing seven passes for 72 yards ... Also rushed six times for 26 yards (4.3 avg.) with a long of 13 yards ... **vs. San José State (Oct. 21)** ... Was 13-for-18 (72.2 pct.) for 167 yards and a touchdown pass in a start vs. San José State ... Threw an interception for the first time in 82 passes (81 passes in between picks) ... Also rushed five times for a season-high 31 yards (6.2 avg.) with a long of 13 yards ... **at Utah State (Oct. 28)** ... Completed 4 of 9 attempts for 14 yards and a touchdown at Utah State ... The 14 yards were the fewest thrown in a game in SDSU's Division I history (since 1969) ... Also ran three times for six yards, including a long run of 10 yards ... **vs. Hawai'i (Nov. 5)** ... Had a good game against Hawai'i, going 7-for-15 for 76 yards and three touchdowns with one interception ... The three touchdown passes tied a career high (also at Northern Illinois) and it was the third time of his career that he threw for multiple touchdown passes (all this year) ... Now has 13 touchdown passes this year and 15 for his career.

- 2015 (Redshirt Freshman):** Played in nine games with two starts, including each of the final seven contests ... Started the final two games with starter Maxwell Smith out with an injury and both were wins ... Completed 29 of 49 passes (59.2 pct.) for 436 yards, two touchdowns and an interception for a passing efficiency of 141.10 ... Also rushed 16 times for 72 yards (4.5 avg.) with a long run of 13 yards ... Logged his first career collegiate snaps against San Diego, going 2-for-2 for 39 yards with a 263.80 pass efficiency rating ... Had a long of 32 yards to Rashaad Penny ... Came off the bench at California and was 4-for-13 for 37 yards and an interception ... Had a long of 20 yards ... Did not play in the next five games (vs. South Alabama, at Penn State, vs. Fresno State, at Hawai'i and at San José State) ... Came in late to play against Utah State without recording a stat ... Also played at Colorado State, but did not throw a pass ... Logged late snaps against Wyoming without attempting a pass ... Played for a fourth straight game at UNLV, but did not attempt a pass ... Played significant time against Nevada with starting quarterback Maxwell Smith going down with a torn ACL early in the first quarter ... Finished 6-for-9 (66.7 pct.) for 44 yards, with a long of 21 yards ... Also added 29 rushing yards on four attempts (7.2 avg.) ... Was 9-for-14 for 203 yards and his first career touchdown pass in his first career start without throwing an interception against Air Force in the Mountain West Championship ... Was named the game's offensive most valuable player ... Set career highs in completions (9), pass attempts (14), yards (203), touchdowns (1) and pass efficiency rating (209.7, min. 12 attempts) ... The 209.7 pass efficiency rating was the second-highest mark in SDSU's Division I history among quarterbacks making their Aztec debut (Kevin McKechnie, 291.82 vs. Navy on Sept. 5, 1997) ... The 203 passing yards were the most by an Aztec on the season and the most since Quinn Kaehler threw for 326 vs. Air Force on Nov. 21, 2014 ... Also added a career-best 32 rushing yards on a career-high six attempts (5.3 avg.) ... Had a career-long 48-yard pass ... Was 8-for-11 (72.7 pct.) for 113 yards and a touchdown vs. Cincinnati in the Hawai'i Bowl in his second career start ... Touchdown pass was a 33-yarder to Donnell Pumphrey ... Also rushed five times for 20 yards (4.0 avg.).

- 2014 (True Freshman):** Was on the travel roster the entire season ... Was listed as the backup for two games with starting quarterback Quinn Kaehler hurting his throwing shoulder, but did not see any action ... Ultimately used his redshirt season.

- High School:** A three-year letterwinner at Carlsbad High School in nearby Carlsbad, Calif. ... A two-time first-team all-Avocado League selection ... Earned second-team all-North County honors ... Was the team's offensive MVP ... Completed 132-of-219 attempts (60.3 percent) for 1,986 yards and 23 touchdowns as a senior ... Also rushed for 194 yards on 46 attempts ... As a junior, passed for 1,899 yards and 18 touchdowns for the Lancers ... Was a three-star recruit by *Rivals.com*, *Scout.com* and *ESPN.com*, and a two-star recruit by *247sports.com* ... Is rated as the 39th-best quarterback by ESPN and the 73rd best by Scout ... Received a scout grade of 76 by ESPN and 247sports.

- Personal:** Christian Chapman was born Oct. 1, 1995, in Las Vegas, Nev. ... Son of Craig Chapman ... Chose SDSU over offers from Arkansas State, Brigham Young, Colorado State, SMU and Washington State ... Is majoring in interdisciplinary studies.

Chapman's Career Statistics

| Season | Passing | | | | | Rushing | | | | | | |
|---------------|-----------|-----------|------------|------------|-------------|----------|-----------|--------------|---------------|-----------|------------|----------|
| | GP | GS | Att. | Cmp. | Pct. | Int. | TD | Yds. | Rtg. | Att. | Yds. | TD |
| 2015 | 9 | 2 | 49 | 29 | 59.2 | 1 | 2 | 436 | 143.31 | 16 | 72 | 0 |
| 2016 | 9 | 9 | 163 | 100 | 61.3 | 4 | 13 | 1,241 | 146.71 | 44 | 31 | 0 |
| Career | 18 | 11 | 212 | 129 | 60.8 | 5 | 15 | 1,677 | 145.93 | 60 | 103 | 0 |

Career Highs: Attempts: 25 vs. New Hampshire (9/3/16); Completions: 16 vs. New Hampshire (9/3/16); Passing Yards: 283 vs. New Hampshire (9/3/16); Passing Touchdowns: 3 vs. Hawai'i (11/5/16), at Northern Illinois (9/17/16); Long Pass: 86 vs. New Hampshire (9/3/16);

Completion Pct. (min. 12 att.): 75.00 (15-for-20) vs. UNLV (10/8/16); Efficiency Rating (min. 12 att.): 209.66 vs. Air Force (12/5/15); Carries: 6 at Fresno State (10/14/16), vs. New Hampshire (9/3/16), vs. Air Force (12/5/15); Rushing Yards: 32 vs. Air Force (12/5/15); Long Rush: 18 vs. New Hampshire (9/3/16).

2016 Highs: Attempts: 25 vs. New Hampshire (9/3/16); Completions: 16 vs. New Hampshire (9/3/16); Passing Yards: 283 vs. New Hampshire (9/3/16); Passing Touchdowns: 3 vs. Hawai'i (11/5/16), at Northern Illinois (9/17/16); Long Pass: 86 vs. New Hampshire (9/3/16); Completion Pct. (min. 12 att.): 75.00 (15-for-20) vs. UNLV (10/8/16); Efficiency Rating (min. 12 att.): 185.49 vs. New Hampshire (9/3/16); Carries: 6 at Fresno State (10/14/16), vs. New Hampshire (9/3/16); Rushing Yards: 31 vs. San José State (10/21/16); Long Rush: 18 vs. New Hampshire (9/3/16).

Chapman's Career Game-by-Game

| Date | Opponent | GP | GS | Att. | Cmp. | Pct. | Int. | TD | Yds. | Rtg. |
|---------|----------------------|----------------------|----|------|------|-------|------|----|------|--------|
| S.5.15 | San Diego | 1 | 0 | 2 | 2 | 100.0 | 0 | 0 | 39 | 263.80 |
| S.12.15 | at California | 1 | 0 | 13 | 4 | 30.8 | 1 | 0 | 37 | 39.29 |
| S.19.15 | South Alabama | --- Did Not Play --- | | | | | | | | |
| S.26.15 | at Penn State | --- Did Not Play --- | | | | | | | | |
| O.3.15 | Fresno State* | --- Did Not Play --- | | | | | | | | |
| O.10.15 | at Hawai'i* | --- Did Not Play --- | | | | | | | | |
| O.17.15 | at San José State* | --- Did Not Play --- | | | | | | | | |
| O.23.15 | Utah State* | 1 | 0 | 0 | 0 | 0.00 | 0 | 0 | 0 | 0.00 |
| O.31.15 | at Colorado State* | 1 | 0 | 0 | 0 | 0.00 | 0 | 0 | 0 | 0.00 |
| N.14.15 | Wyoming* | 1 | 0 | 0 | 0 | 0.00 | 0 | 0 | 0 | 0.00 |
| N.21.15 | at UNLV* | 1 | 0 | 0 | 0 | 0.00 | 0 | 0 | 0 | 0.00 |
| N.28.15 | Nevada* | 1 | 0 | 9 | 6 | 66.67 | 0 | 0 | 44 | 107.73 |
| D.5.15 | Air Force`` | 1 | 1 | 14 | 9 | 64.29 | 0 | 1 | 203 | 209.66 |
| D.24.15 | vs. Cincinnati% | 1 | 1 | 11 | 8 | 72.73 | 0 | 1 | 113 | 189.02 |
| S.3.16 | New Hampshire | 1 | 1 | 25 | 16 | 64.00 | 0 | 2 | 283 | 185.49 |
| S.10.16 | California | 1 | 1 | 23 | 14 | 60.87 | 1 | 1 | 129 | 113.63 |
| S.17.16 | at Northern Illinois | 1 | 1 | 19 | 11 | 57.89 | 1 | 3 | 126 | 155.18 |
| O.1.16 | at South Alabama | 1 | 1 | 22 | 13 | 59.09 | 0 | 1 | 159 | 134.80 |
| O.8.16 | UNLV* | 1 | 1 | 20 | 15 | 75.00 | 0 | 1 | 215 | 181.80 |
| O.14.16 | at Fresno State* | 1 | 1 | 12 | 7 | 58.33 | 0 | 0 | 72 | 108.73 |
| O.21.16 | San José State* | 1 | 1 | 18 | 13 | 72.22 | 1 | 1 | 167 | 157.38 |
| O.28.16 | at Utah State* | 1 | 1 | 9 | 4 | 44.44 | 0 | 1 | 14 | 94.18 |
| N.5.16 | Hawai'i** | 1 | 1 | 15 | 7 | 46.67 | 1 | 3 | 76 | 141.89 |

*Bold indicates season high. * - Mountain West game. `` - 2015 Sports Authority Mountain West Championship (Qualcomm Stadium; San Diego, Calif.). % - 2015 Hawai'i Bowl (Aloha Stadium; Honolulu, Hawaii).*

#57 RYAN DUNN

Linebacker • Junior • 6-3 • 230 • Alamo, Calif. • Univ. of Arizona

- At San Diego State:** Physical linebacker, who continues to get bigger in the weight room ... Saw plenty of playing time in his first season at SDSU last year after transferring from Arizona, which also played a similar 3-3-5 defense ... Is listed as the starter at middle linebacker heading into the Nevada game for the fifth straight week with Randy Ricks out with a foot injury ... Earned a scholarship prior to fall drills.

- 2016 (Junior):** Played in the team's nine games with starts in the five, making 18 tackles with 1.5 tackles for loss and two quarterback hurries... **vs. New Hampshire (Sept. 3)** ... Logged time late without finding the stat sheet ... **vs. California (Sept. 10)** ... Made a solo stop off the bench against California ... **at Northern Illinois (Sept. 17)** ... Had an assisted stop in limited time off the bench at Northern Illinois ... **at South Alabama (Oct. 1)** ... Had a season-high three tackles, including 0.5 tackles for loss, at South Alabama ... **vs. UNLV (Oct. 8)** ... Earned his first start of the season (14th of his career) against UNLV and responded with three stops (all solo) ... **at Fresno State (Oct. 14)** ... Stated again at Fresno State and came up with three assisted tackles and a quarterback hurry ... **vs. San José State (Oct. 21)** ... Had a good game in another start against San José State, registering four tackles (all solo), a 3-yard tackle for loss and a quarterback hurry ... **at Utah State (Oct. 28)** ... Came up with an assisted stop at Utah State in another start ... **vs. Hawai'i (Nov. 5)** ... Registered two stops (one solo) in a start against Hawai'i.

- 2015 (Sophomore):** Started and played in 13 of the team's 14 games at linebacker (12 at

middle linebacker, one at an outside spot), only not playing vs. Air Force in the Mountain West Championship game ... Recorded 40 tackles, 4.5 tackles for loss, three quarterback hurries and 0.5 sacks in his first official season at SDSU ... Started the opener vs. San Diego, which was his first-ever collegiate game ... Had five tackles (three solo), including 0.5 tackles for loss and each of the first two plays (kickoff and first USD snap) ... Started for the second straight game at California, recording six tackles (one solo) and 0.5 tackles for loss ... Had a career-high 10 tackles (four solo) against South Alabama in his first career start at outside linebacker and third overall ... Recorded three stops with one for loss in a fourth straight start at Penn State ... Made two tackles, including 0.5 TFL, in the conference opener vs. Fresno State ... Started once again at Hawai'i, but was left off the stat sheet for the first time of his career ... Did not record a stat for the second straight game in a start at San José State ... Had four tackles (three solo) in a start vs. Utah State ... Recorded two stops with 0.5 tackles for loss in another start at Colorado State ... Finished with two tackles (one solo), including a 1-yard loss, and his first career quarterback hurries (two) in a start vs. Wyoming ... Registered two solo stops in another start at UNLV ... Made one assisted stop, shared as a sack (and TFL) vs. Nevada ... The sack was the first of his career ... Did not play vs. Air Force in the Mountain West Championship game, his first DNP of the season ... Started the Hawai'i Bowl against Cincinnati, making three tackles (two solo) with a quarterback hurry.

- **2014 (Freshman):** Sat out the season due to NCAA transfer rules.
- **2013 (at Univ. of Arizona):** Redshirted his only season at Arizona.
- **High School:** Prepped at San Ramon Valley High School ... Logged 73 total tackles (51 solo) as a senior in 2012 with six tackles for loss, four sacks, two interceptions, one fumble recovery and three forced fumbles ... Had over 100 tackles as a junior in 2011, along with four interceptions and three blocked kicks ... Was named a *PrepStar* All-West Region selection ... Played in the 2012 South Bay BMW West Coast Bowl and the Cal State All-Star Game ... Was a three-star recruit out of high school by Rivals, Scout, 247sports and ESPN.
- **Personal:** Ryan Dunn was born Nov. 17, 1994, in Alamo, Calif. ... Son of Mike and Cathy Dunn ... Picked the Aztecs over an offer from Iowa State ... Also had interest out of high school from Arizona State, Boise State, Boston College, California, Colorado, Iowa State, Nevada, Oregon, Oregon State, San Diego State, TCU, Tennessee, UCLA, USC, Utah, Washington and Washington State ... Is majoring in social science.

Dunn's Career Statistics

| Season | GP | GS | UA | A | TT | TFL | Sk | Int. | PBU | FF | FR |
|---------------|-----------|-----------|-----------|-----------|-----------|------------|------------|----------|----------|----------|----------|
| 2015 | 13 | 13 | 17 | 23 | 40 | 4.5 | 0.5 | 0 | 0 | 0 | 0 |
| 2016 | 9 | 5 | 10 | 8 | 18 | 1.5 | 0.0 | 0 | 0 | 0 | 0 |
| Career | 22 | 18 | 27 | 31 | 58 | 6.0 | 0.5 | 0 | 0 | 0 | 0 |

Career Highs: Tackles: 10 vs. South Alabama (9/19/15); Tackles For Loss: 1.0 vs. San José State (10/21/16), vs. Wyoming (11/14/15), at Penn State (9/26/15); Sacks: 0.5 vs. Nevada (11/28/15).

2016 Highs: Tackles: 4 vs. San José State (10/21/16); Tackles For Loss: 1.0 vs. San José State (10/21/16).

Dunn's Career Game-by-Game

| Date | Opponent | GP | GS | UA | A | TT | TFL | Sk. | Int. | PBU | FF | FR |
|---------|----------------------|----------------------|----|----|---|----|-----|-----|------|-----|----|----|
| S.5.15 | San Diego | 1 | 1 | 3 | 2 | 5 | 0.5 | 0.0 | 0 | 0 | 0 | 0 |
| S.12.15 | at California | 1 | 1 | 1 | 5 | 6 | 0.5 | 0.0 | 0 | 0 | 0 | 0 |
| S.19.15 | South Alabama | 1 | 1 | 4 | 6 | 10 | 0.0 | 0.0 | 0 | 0 | 0 | 0 |
| S.26.15 | at Penn State | 1 | 1 | 1 | 2 | 3 | 1.0 | 0.0 | 0 | 0 | 0 | 0 |
| O.3.15 | Fresno State* | 1 | 1 | 0 | 2 | 2 | 0.5 | 0.0 | 0 | 0 | 0 | 0 |
| O.10.15 | at Hawai'i* | 1 | 1 | 0 | 0 | 0 | 0.0 | 0.0 | 0 | 0 | 0 | 0 |
| O.17.15 | at San José State* | 1 | 1 | 0 | 0 | 0 | 0.0 | 0.0 | 0 | 0 | 0 | 0 |
| O.23.15 | Utah State* | 1 | 1 | 3 | 1 | 4 | 0.0 | 0.0 | 0 | 0 | 0 | 0 |
| O.31.15 | at Colorado State* | 1 | 1 | 0 | 2 | 2 | 0.5 | 0.0 | 0 | 0 | 0 | 0 |
| N.14.15 | Wyoming* | 1 | 1 | 1 | 1 | 2 | 1.0 | 0.0 | 0 | 0 | 0 | 0 |
| N.21.15 | at UNLV* | 1 | 1 | 2 | 0 | 2 | 0.0 | 0.0 | 0 | 0 | 0 | 0 |
| N.28.15 | Nevada* | 1 | 1 | 0 | 1 | 1 | 0.5 | 0.5 | 0 | 0 | 0 | 0 |
| D.5.15 | Air Force`` | --- Did Not Play --- | | | | | | | | | | |
| D.24.15 | vs. Cincinnati% | 1 | 1 | 2 | 1 | 3 | 0.0 | 0.0 | 0 | 0 | 0 | 0 |
| S.3.16 | New Hampshire | 1 | 0 | 0 | 0 | 0 | 0.0 | 0.0 | 0 | 0 | 0 | 0 |
| S.10.16 | California | 1 | 0 | 1 | 0 | 1 | 0.0 | 0.0 | 0 | 0 | 0 | 0 |
| S.17.16 | at Northern Illinois | 1 | 0 | 0 | 1 | 1 | 0.0 | 0.0 | 0 | 0 | 0 | 0 |
| O.1.16 | at South Alabama | 1 | 0 | 1 | 2 | 3 | 0.5 | 0.0 | 0 | 0 | 0 | 0 |
| O.8.16 | UNLV* | 1 | 1 | 3 | 0 | 3 | 0.0 | 0.0 | 0 | 0 | 0 | 0 |

| | | | | | | | | | | | | |
|---------|------------------|---|---|---|---|---|-----|-----|---|---|---|---|
| O.14.16 | at Fresno State* | 1 | 1 | 0 | 3 | 3 | 0.0 | 0.0 | 0 | 0 | 0 | 0 |
| O.21.16 | San José State* | 1 | 1 | 4 | 0 | 4 | 1.0 | 0.0 | 0 | 0 | 0 | 0 |
| O.28.16 | at Utah State* | 1 | 1 | 0 | 1 | 1 | 0.0 | 0.0 | 0 | 0 | 0 | 0 |
| N.5.16 | Hawai'i* | 1 | 1 | 1 | 1 | 2 | 0.0 | 0.0 | 0 | 0 | 0 | 0 |

*Bold indicates season high. * - Mountain West game. `` - 2015 Sports Authority Mountain West Championship (Qualcomm Stadium; San Diego, Calif.). % - 2015 Hawai'i Bowl (Aloha Stadium; Honolulu, Hawaii).*

#70 ARTHUR FLORES

Center • Senior • 6-5 • 305 • Denver, Colo. • J.K. Mullen HS

- **At San Diego State:** A big body who worked up to a starting role at center after 2015 spring and fall drills ... Moved to center in the spring of 2015 after practicing as a guard his first three seasons at San Diego State.
- **2016 (Senior):** Is on the Rimington Trophy Watch List, which goes out to the most outstanding center in the country ... Also was a first-team all-Mountain West selection by *Lindy's Sports* and a fourth-team pick by *Athlon Sports* ... Started the opener vs. New Hampshire at center for the 15th straight game ... Also started against California, at Northern Illinois, at South Alabama, vs. UNLV, at Fresno State, against San José State, at Utah State and vs. Hawai'i.
- **2015 (Junior):** Started all 14 games at center ... Started the opener vs. San Diego, having never played in a collegiate game ... Was one of only two Aztecs (LB Ryan Dunn) who's first career start in 2015 came in his first career game ... Was one of three to make their first career start on the offensive line vs. USD ... Also started at California, and again vs. South Alabama, at Penn State, against Fresno State, at Hawai'i, at San José State, against Utah State, at Colorado State, against Wyoming, at UNLV, against Nevada, vs. Air Force in the Mountain West Championship game and against Cincinnati in the Hawai'i Bowl.
- **2014 (Sophomore):** Did not play in a game during the 2014 season.
- **2013 (Freshman):** Did not play during the 2013 campaign.
- **2012 (Redshirt):** Utilized his redshirt season in 2012.
- **High School:** Offensive tackle, who was the ninth-ranked recruit out of the state of Colorado by ESPN ... As a senior, was a first-team all-state and all-conference honoree at Mullen High School under coach Dave Logan ... Mustangs won state his first three seasons ... Ranked No. 14 in the Rivals 2012 Colorado preseason top 15 recruits ... Earned a Scouts, Inc. grade of 77 and was a three-star recruit by both *ESPN.com* and *Scout.com* ... Also lettered three years in basketball and four years in track & field ... Was tabbed both all-conference and all-state in track.
- **Personal:** Arthur A. Flores was born Feb. 26, 1994, in Denver, Colo. ... Son of Edwin Flores and Amy Flores ... Has five sisters and two brothers ... Goes by the nickname "Beto" ... Went to same high school as former Aztec offensive linemen Alec Johnson and Jimmy Miller ... Also had interest or offers from Penn State, Colorado, Boise State, Vanderbilt, Utah, UCF and Wyoming ... Is majoring in computer science.

Flores' Career Statistics

| Season | GP | GS |
|---------------|-----------|-----------|
| 2015 | 14 | 14 |
| 2016 | 9 | 9 |
| Career | 23 | 23 |

Flores' Career Game-by-Game

| Date | Opponent | GP | GS/POS |
|---------|--------------------|----|--------|
| S.5.15 | San Diego | 1 | C |
| S.12.15 | at California | 1 | C |
| S.19.15 | South Alabama | 1 | C |
| S.26.15 | at Penn State | 1 | C |
| O.3.15 | Fresno State* | 1 | C |
| O.10.15 | at Hawai'i* | 1 | C |
| O.17.15 | at San José State* | 1 | C |
| O.23.15 | Utah State* | 1 | C |
| O.31.15 | at Colorado State* | 1 | C |
| N.14.15 | Wyoming* | 1 | C |
| N.21.15 | at UNLV* | 1 | C |
| N.28.15 | Nevada* | 1 | C |
| D.5.15 | Air Force`` | 1 | C |
| D.24.15 | vs. Cincinnati% | 1 | C |

| | | | |
|---------|----------------------|---|---|
| S.3.16 | New Hampshire | 1 | C |
| S.10.16 | California | 1 | C |
| S.17.16 | at Northern Illinois | 1 | C |
| O.1.16 | at South Alabama | 1 | C |
| O.8.16 | UNLV* | 1 | C |
| O.14.16 | at Fresno State* | 1 | C |
| O.21.16 | San José State* | 1 | C |
| O.28.16 | at Utah State* | 1 | C |
| N.5.16 | Hawai'i* | 1 | C |

*Bold indicates season high. * - Mountain West game. `` - 2015 Sports Authority Mountain West Championship (Qualcomm Stadium; San Diego, Calif.). % - 2015 Hawai'i Bowl (Aloha Stadium; Honolulu, Hawaii).*

#95 NOBLE HALL

Defensive Tackle • Sophomore • 6-3 • 265 • Las Vegas, Nev. • Valley HS

- **At San Diego State:** Athletic, mobile defensive lineman who redshirted the 2015 campaign, adding weight and bulk to his frame ... Is slated as the co-starter with Sergio Phillips heading into the Nevada game after starting the first nine games of the season.
- **2016 (Sophomore):** Started all nine games on the year ... Has 17 tackles, three tackles for loss, a 9-yard sack, a pass breakup and four quarterback hurries on the year ... **vs. New Hampshire (Sept. 3)** ... Earned his fourth career start in the opener against New Hampshire, but did not record a stat ... **vs. California (Sept. 10)** ... Started for the second straight game vs. California, making two stops with a key quarterback hurry on Bear quarterback Davis Webb on a potential game-winning drive in the fourth quarter ... **at Northern Illinois (Sept. 17)** ... Had a solo stop in a third consecutive start at Northern Illinois ... **at South Alabama (Oct. 1)** ... Came up with a season-high and a career-high-tying four tackles in a start at South Alabama ... Also had 1.5 tackles for loss and a 9-yard sack ... **vs. UNLV (Oct. 8)** ... Had two stops (one solo) and a quarterback hurry in a fifth consecutive start against UNLV ... **at Fresno State (Oct. 14)** ... Registered three tackles (two solo), including a 1-yard tackle for loss, at Fresno State in another start ... Also added his first pass breakup of the season (second of his career) ... **vs. San José State (Oct. 21)** ... Had two tackles (one solo) in a start vs. San José State ... **at Utah State (Oct. 28)** ... Made two stops (both assisted) with 0.5 tackles for loss for two yards in a stat at Utah State ... **vs. Hawai'i (Nov. 5)** ... Had one solo tackle and a quarterback hurry in a start against Hawai'i.
- **2015 (Freshman):** Started three games on the season (first three) and played in first 11 as a redshirt freshman before missing the final three games with an injury ... Had 20 tackles with six tackles for loss, 0.5 sacks, a forced fumble, a pass breakup and four quarterback hurries ... Was the only freshman to start in the opener (defense or offense) vs. San Diego, earning the nod at defensive tackle ... Finished with two tackles (one solo), including 0.5 tackles for loss, and a quarterback hurry ... Had three assisted stops in his second straight start at California ... Made his third consecutive start vs. South Alabama, making one solo tackle, a 1-yard loss ... Had arguably the best game of his young career at Penn State off the bench, recording career bests in tackles (4) and tackles for loss (1.5) ... Played off the bench vs. Fresno State, but failed to record a stat for the first time of the season ... Had another good game at Hawai'i with three tackles, including a 1/2 sack (and tackle for loss) for four yards ... Recorded a solo tackle - a 1-yard loss - off the pine at San José State ... Had another good game against Utah State with two solo tackles, including a 1-yard loss, and the first forced fumble of his career ... Made four stops with 0.5 tackles for loss in a reserve role at Colorado State ... Recorded his first career pass breakup off the pine against Wyoming ... Was held off the stat sheet off the bench at UNLV ... Did not play for the first time of his career vs. Nevada, nursing an injury ... Also did not play vs. Air Force in the MW Championship or against Cincinnati in the Hawai'i Bowl.
- **2014 (Redshirt):** Redshirted his first season on The Mesa, where he was named the SDSU Defensive Scout Team Player of the Year.
- **High School:** A three-year letterwinner and a three-time team captain at Valley High in Las Vegas, Nev. ... An all-city team selection ... Recorded 64 total tackles, four sacks and an interception returned for a touchdown as a junior ... Previously known as Eric Burrell, but legally changed his name to honor his father, who was shot and killed before he was born ... Also earned three letters in basketball ... Received three stars from ESPN and 247sports.com, and two stars from Rivals and Scouts ... Got a grade of 81 at tight end by 247sports and a 74 by ESPN.
- **Personal:** Noble Hall was born June 7, 1996, in Las Vegas, Nev. ... Son of Tynesha Chism ... Chose SDSU over other offers from Army, Idaho and Northern Arizona ... Is majoring in criminal

justice.

Hall's Career Statistics

| Season | GP | GS | UA | A | TT | TFL | Sk | Int. | PBU | FF | FR |
|---------------|-----------|-----------|-----------|-----------|-----------|------------|------------|----------|----------|----------|----------|
| 2015 | 11 | 3 | 8 | 12 | 20 | 6.0 | 0.5 | 0 | 1 | 1 | 0 |
| 2016 | 9 | 9 | 7 | 10 | 17 | 3.0 | 1.0 | 0 | 1 | 0 | 0 |
| Career | 20 | 12 | 15 | 22 | 37 | 9.0 | 1.5 | 0 | 1 | 1 | 0 |

Career Highs: Tackles: 4 at South Alabama (10/1/16), at Colorado State (10/31/15), at Penn State (9/26/15); Tackles For Loss: 1.5 at South Alabama (10/1/16), at Penn State (9/26/15); Sacks: 1.0 at South Alabama (10/1/16); Pass Breakups: 1 at Fresno State (10/14/16), vs. Wyoming (11/14/15); Forced Fumbles: 1 vs. Utah State (10/23/15).

2016 Highs: Tackles: 4 at South Alabama (10/1/16); Tackles For Loss: 1.5 at South Alabama (10/1/16); Sacks: 1.0 at South Alabama (10/1/16); Pass Breakups: 1 at Fresno State (10/14/16).

Hall's Career Game-by-Game

| Date | Opponent | GP | GS | UA | A | TT | TFL | Sk | Int. | PBU | FF | FR |
|---------|----------------------|----|----|----|---|----|-----|-----|------|-----|-----|-----|
| S.5.15 | San Diego | 1 | 1 | 1 | 1 | 2 | 0.5 | 0.0 | 0 | 0 | 0 | 0 |
| S.12.15 | at California | 1 | 1 | 0 | 3 | 3 | 0.0 | 0.0 | 0 | 0 | 0 | 0 |
| S.19.15 | South Alabama | 1 | 1 | 1 | 0 | 1 | 1.0 | 0.0 | 0 | 0 | 0 | 0 |
| S.26.15 | at Penn State | 1 | 0 | 2 | 2 | 4 | 1.5 | 0.0 | 0 | 0 | 0 | 0 |
| O.3.15 | Fresno State* | 1 | 0 | 0 | 0 | 0 | 0.0 | 0.0 | 0 | 0 | 0 | 0 |
| O.10.15 | at Hawai'i* | 1 | 0 | 1 | 2 | 3 | 0.5 | 0.5 | 0 | 0 | 0 | 0 |
| O.17.15 | at San José State* | 1 | 0 | 1 | 0 | 1 | 1.0 | 0.0 | 0 | 0 | 0 | 0 |
| O.23.15 | Utah State* | 1 | 0 | 2 | 0 | 2 | 1.0 | 0.0 | 0 | 0 | 1 | 0 |
| O.31.15 | at Colorado State* | 1 | 0 | 0 | 4 | 4 | 0.5 | 0.0 | 0 | 0 | 0 | 0 |
| N.14.15 | Wyoming* | 1 | 0 | 0 | 0 | 0 | 0.0 | 0.0 | 1 | 0 | 0 | 0 |
| N.21.15 | at UNLV* | 1 | 0 | 0 | 0 | 0 | 0.0 | 0.0 | 0 | 0 | 0 | 0 |
| N.28.15 | Nevada* | | | | | | | | --- | --- | --- | --- |
| D.5.15 | Air Force`` | | | | | | | | --- | --- | --- | --- |
| D.24.15 | vs. Cincinnati% | | | | | | | | --- | --- | --- | --- |
| S.3.16 | New Hampshire | 1 | 1 | 0 | 0 | 0 | 0.0 | 0.0 | 0 | 0 | 0 | 0 |
| S.10.16 | California | 1 | 1 | 0 | 2 | 2 | 0.0 | 0.0 | 0 | 0 | 0 | 0 |
| S.17.16 | at Northern Illinois | 1 | 1 | 1 | 0 | 1 | 0.0 | 0.0 | 0 | 0 | 0 | 0 |
| O.1.16 | at South Alabama | 1 | 1 | 1 | 3 | 4 | 1.5 | 1.0 | 0 | 0 | 0 | 0 |
| O.8.16 | UNLV* | 1 | 1 | 1 | 1 | 2 | 0.0 | 0.0 | 0 | 0 | 0 | 0 |
| O.14.16 | at Fresno State* | 1 | 1 | 2 | 1 | 3 | 0.0 | 0.0 | 0 | 1 | 0 | 0 |
| O.21.16 | San José State* | 1 | 1 | 1 | 1 | 2 | 0.0 | 0.0 | 0 | 0 | 0 | 0 |
| O.28.16 | at Utah State* | 1 | 1 | 0 | 2 | 2 | 0.5 | 0.0 | 0 | 0 | 0 | 0 |
| N.5.16 | Hawai'i* | 1 | 1 | 1 | 0 | 1 | 0.0 | 0.0 | 0 | 0 | 0 | 0 |

*Bold indicates season high. * - Mountain West game. `` - 2015 Sports Authority Mountain West Championship (Qualcomm Stadium; San Diego, Calif.). % - 2015 Hawai'i Bowl (Aloha Stadium; Honolulu, Hawaii).*

#53 TEMERICK HARPER

Linebacker • Junior • 6-1 • 225 • Fontana, Calif. • San Bernardino Valley College

- **At San Diego State:** Joined the Aztecs in the summer and is on the two-deep for the fourth straight week, backing up senior Calvin Munson at one of the outside linebacker spots.
- **2016 (Junior):** Has played in two games, recording a tackle ... **vs. New Hampshire (Sept. 3)** ... Did not play in the opener vs. New Hampshire ... **vs. California (Sept. 10)** ... Also did not see the field vs. California ... **at Northern Illinois (Sept. 17)** ... Did not play at Northern Illinois ... **at South Alabama (Oct. 1)** ... Did not see any action at South Alabama ... **vs. UNLV (Oct. 8)** ... Also did not see any action against UNLV ... **at Fresno State (Oct. 14)** ... Played for the first time of his career, earning time on special teams at Fresno State ... Chipped in with an assisted tackle ... **vs. San José State (Oct. 21)** ... Did not play against San José State ... **at Utah State (Oct. 28)** ... Played at Utah State late in the game without making a stat ... **vs. Hawai'i (Nov. 5)** ... Did not play against Hawai'i.
- **2014-15 (at San Bernardino Valley College):** Captured Region IV All-California First Team Defense honors in 2015 after leading San Bernardino Valley College with 80 tackles (40 solo) ... His 11.5 tackles for loss ranked second on the team ... Added three sacks and two interceptions.
- **2013 (at Fresno State):** Redshirted his first year at Fresno State in 2013.
- **High School:** Was a first-team all-San Andreas League selection as a senior in 2012 after

making a team-best 85 tackles ... Helped Carter High School to a 13-1 record that season.

- **Personal:** Tamerick Harper was born Jan. 30, 1995, in Rialto, Calif. ... Son of Bryan and Heidi Harper ... Is majoring in social science.

Harper's Career Statistics

| Season | GP | GS | UA | A | TT | TFL | Sk | Int. | PBU | FF | FR |
|---------------|----------|----------|----------|----------|----------|------------|------------|----------|----------|----------|----------|
| 2016 | 2 | 0 | 0 | 1 | 1 | 0.0 | 0.0 | 0 | 0 | 0 | 0 |
| Career | 2 | 0 | 0 | 1 | 1 | 0.0 | 0.0 | 0 | 0 | 0 | 0 |

Career/2016 Highs: Tackles: 1 at Fresno State (10/14/16).

Harper's Career Game-by-Game

| Date | Opponent | GP | GS | UA | A | TT | TFL | Sk. | Int. | PBU | FF | FR |
|---------|----------------------|----|----|----|---|----|-----|-----|------|-----|----|----|
| S.3.16 | New Hampshire | | | | | | | | | | | |
| S.10.16 | California | | | | | | | | | | | |
| S.17.16 | at Northern Illinois | | | | | | | | | | | |
| O.1.16 | at South Alabama | | | | | | | | | | | |
| O.8.16 | UNLV* | | | | | | | | | | | |
| O.14.16 | at Fresno State* | 1 | 0 | 0 | 1 | 1 | 0.0 | 0.0 | 0 | 0 | 0 | 0 |
| O.21.16 | San José State* | | | | | | | | | | | |
| O.28.16 | at Utah State* | 1 | 0 | 0 | 0 | 0 | 0.0 | 0.0 | 0 | 0 | 0 | 0 |
| N.5.16 | Hawai'i* | | | | | | | | | | | |

*Bold indicates season high. * - Mountain West game.*

#46 JAY HENDERSON

Linebacker • Junior • 6-2 • 230 • Phelan, Calif. • Serrano HS

- **At San Diego State:** Talented athlete, who moved back to linebacker three weeks ago after moving to defensive end in the spring ... Is slated to back up Ryan Dunn a middle linebacker for the sixth straight week.
- **2016 (Junior):** Has played in six of the team's nine games, making one tackle ... **vs. New Hampshire (Sept. 3)** ... Did not play in the opener vs. New Hampshire ... **vs. California (Sept. 10)** ... Logged statless time on special teams against California ... **at Northern Illinois (Sept. 17)** ... Did not play at Northern Illinois ... **at South Alabama (Oct. 1)** ... Also did not see action at South Alabama ... **vs. UNLV (Oct. 8)** ... Saw time at linebacker for the first time of the season against UNLV without recording a stat ... **at Fresno State (Oct. 14)** ... Also logged time at Fresno State at linebacker, but did not find the stat sheet ... **vs. San José State (Oct. 21)** ... Did not log a stat in playing time vs. San José State ... **at Utah State (Oct. 28)** ... Also did not log a stat in time at Utah State ... **vs. Hawai'i (Nov. 5)** ... Made his first tackle of the season late in the game against Hawai'i.
- **2015 (Sophomore):** Played in nine games off the bench for the second straight season, making three tackles (two solo) ... Mainly logged playing time on special teams ... Tackles came vs. South Alabama (solo), at Penn State (assisted) and vs. Utah State (solo) ... Other appearances were vs. San Diego, at San José State, at UNLV, against Nevada, vs. Air Force in the MW Championship game and against Cincinnati in the Hawai'i Bowl.
- **2014 (Freshman):** Played in nine games as a true freshman, mainly on special teams ... Finished with three solo tackles on the year, all coming in an Aztec win vs. UNLV ... Made his collegiate debut at No. 21/23 North Carolina ... Also saw time at Oregon State, at Fresno State, at New Mexico, vs. Hawai'i, at Boise State, vs. San José State and vs. Navy in the Poinsettia Bowl.
- **High School:** Lettered four years at Serrano High School in Phelan, Calif. ... Was a two-time all-league selection and the league's defensive MVP as a senior ... Recorded 57 total tackles and 5.5 sacks as a senior, leading the Diamondbacks to a 10-2 overall record ... Caused five fumbles, blocked two punts and recovered a fumble ... Also caught 15 passes for 219 yards and scored four total touchdowns on offense ... Was a three-star recruit by *Rivals.com*, *Scout.com*, *ESPN.com* and *247sports.com* ... Earned an 83 grade by *247sports* and a 74 by ESPN ... Also ran track at Serrano High.
- **Personal:** Jeaujouray Henderson was born Nov. 9, 1995, in Los Angeles, Calif. ... Son of Jakiesna Smith ... Picked San Diego State over other offers from Boise State, Colorado, Colorado State and Nevada ... Is majoring in interdisciplinary studies.

Henderson's Career Statistics

| Season | GP | GS | UA | A | TT | TFL | Sk | Int. | PBU | FF | FR |
|---------------|-----------|----------|----------|----------|----------|------------|------------|----------|----------|----------|----------|
| 2014 | 9 | 0 | 3 | 0 | 3 | 0.0 | 0.0 | 0 | 0 | 0 | 0 |
| 2015 | 9 | 0 | 2 | 1 | 3 | 0.0 | 0.0 | 0 | 0 | 0 | 0 |
| 2016 | 6 | 0 | 1 | 0 | 1 | 0.0 | 0.0 | 0 | 0 | 0 | 0 |
| Career | 24 | 0 | 6 | 1 | 7 | 0.0 | 0.0 | 0 | 0 | 0 | 0 |

Career Highs: Tackles: 3 vs. UNLV (9/27/14).

2016 Highs: Tackles: 1 vs. Hawai'i (11/5/16).

Henderson's Career Game-by-Game

| Date | Opponent | GP | GS | UA | A | TT | TFL | Sk. | Int. | PBU | FF | FR |
|---------|-----------------------|----|----|----|---|----|-----|-----|------|-----|----|----|
| A.30.14 | Northern Arizona | | | | | | | | | | | |
| S.6.14 | at 21/23 No. Carolina | 1 | 0 | 0 | 0 | 0 | 0.0 | 0.0 | 0 | 0 | 0 | 0 |
| S.20.14 | at Oregon State | 1 | 0 | 0 | 0 | 0 | 0.0 | 0.0 | 0 | 0 | 0 | 0 |
| S.27.14 | UNLV* | 1 | 0 | 3 | 0 | 3 | 0.0 | 0.0 | 0 | 0 | 0 | 0 |
| O.3.14 | at Fresno State* | 1 | 0 | 0 | 0 | 0 | 0.0 | 0.0 | 0 | 0 | 0 | 0 |
| O.10.14 | at New Mexico* | 1 | 0 | 0 | 0 | 0 | 0.0 | 0.0 | 0 | 0 | 0 | 0 |
| O.18.14 | Hawai'i* | 1 | 0 | 0 | 0 | 0 | 0.0 | 0.0 | 0 | 0 | 0 | 0 |
| N.1.14 | at Nevada* | | | | | | | | | | | |
| N.8.14 | Idaho | | | | | | | | | | | |
| N.15.14 | at Boise State* | 1 | 0 | 0 | 0 | 0 | 0.0 | 0.0 | 0 | 0 | 0 | 0 |
| N.21.14 | Air Force* | | | | | | | | | | | |
| N.29.14 | San José State* | 1 | 0 | 0 | 0 | 0 | 0.0 | 0.0 | 0 | 0 | 0 | 0 |
| D.23.14 | Navy# | 1 | 0 | 0 | 0 | 0 | 0.0 | 0.0 | 0 | 0 | 0 | 0 |
| S.5.15 | San Diego | 1 | 0 | 0 | 0 | 0 | 0.0 | 0.0 | 0 | 0 | 0 | 0 |
| S.12.15 | at California | | | | | | | | | | | |
| S.19.15 | South Alabama | 1 | 0 | 1 | 0 | 1 | 0.0 | 0.0 | 0 | 0 | 0 | 0 |
| S.26.15 | at Penn State | 1 | 0 | 0 | 1 | 1 | 0.0 | 0.0 | 0 | 0 | 0 | 0 |
| O.3.15 | Fresno State* | | | | | | | | | | | |
| O.10.15 | at Hawai'i* | | | | | | | | | | | |
| O.17.15 | at San José State* | 1 | 0 | 0 | 0 | 0 | 0.0 | 0.0 | 0 | 0 | 0 | 0 |
| O.23.15 | Utah State* | 1 | 0 | 1 | 0 | 1 | 0.0 | 0.0 | 0 | 0 | 0 | 0 |
| O.31.15 | at Colorado State* | | | | | | | | | | | |
| N.14.15 | Wyoming* | | | | | | | | | | | |
| N.21.15 | at UNLV* | 1 | 0 | 0 | 0 | 0 | 0.0 | 0.0 | 0 | 0 | 0 | 0 |
| N.28.15 | Nevada* | 1 | 0 | 0 | 0 | 0 | 0.0 | 0.0 | 0 | 0 | 0 | 0 |
| D.5.15 | Air Force` | 1 | 0 | 0 | 0 | 0 | 0.0 | 0.0 | 0 | 0 | 0 | 0 |
| D.24.15 | vs. Cincinnati% | 1 | 0 | 0 | 0 | 0 | 0.0 | 0.0 | 0 | 0 | 0 | 0 |
| S.3.16 | New Hampshire | | | | | | | | | | | |
| S.10.16 | California | 1 | 0 | 0 | 0 | 0 | 0.0 | 0.0 | 0 | 0 | 0 | 0 |
| S.17.16 | at Northern Illinois | | | | | | | | | | | |
| O.1.16 | at South Alabama | | | | | | | | | | | |
| O.8.16 | UNLV* | 1 | 0 | 0 | 0 | 0 | 0.0 | 0.0 | 0 | 0 | 0 | 0 |
| O.14.16 | at Fresno State* | 1 | 0 | 0 | 0 | 0 | 0.0 | 0.0 | 0 | 0 | 0 | 0 |
| O.21.16 | San José State* | 1 | 0 | 0 | 0 | 0 | 0.0 | 0.0 | 0 | 0 | 0 | 0 |
| O.28.16 | at Utah State* | 1 | 0 | 0 | 0 | 0 | 0.0 | 0.0 | 0 | 0 | 0 | 0 |
| N.5.16 | Hawai'i* | 1 | 0 | 1 | 0 | 1 | 0.0 | 0.0 | 0 | 0 | 0 | 0 |

*Bold indicates season high. * - Mountain West game. ` - 2015 Sports Authority Mountain West Championship (Qualcomm Stadium; San Diego, Calif.). % - 2015 Hawai'i Bowl (Aloha Stadium; Honolulu, Hawaii).*

#6 MIKAH HOLDER

Wide Receiver • Junior • 6-0 • 180 • Oceanside, Calif. • Oceanside HS

- **At San Diego State:** An athletic, playmaking true junior, who worked into the playing mix in 2014 as a freshman with injuries to starters Ezell Ruffin and Eric Judge ... Then started the most games for the Aztecs (11) last year ... Is listed as the starting 'Z' wide receiver heading into the Nevada game ... **Is averaging 19.0 yards per catch, which ranks second by an Aztec since 1996 (Derrick Lewis, 20.5 from 1999-01, min. 40 rec.) ... Twin brother, Alijah, plays cornerback at Stanford, while his older brother, King, lettered at SDSU from 2011-13.**
- **2016 (Junior):** Has been named a preseason fourth-team all-Mountain West selection by *Athlon Sports* ... Also is "SDSU's X-Factor" by *Sports Illustrated* and a "SDSU Player to Watch" by *Lindy's Sports* ... Has 17 catches for 381 yards (22.4 avg.) and three touchdowns on the season in eight starts, only missing the San José State game with an ankle injury ... Leads the

team in receiving yards (381), catch average (22.4) and touchdown receptions (3, tied), and is second in catches (17) ... Is ranked second in the league in yards per reception (fourth nationally) (22.41) ... vs. **New Hampshire (Sept. 3)** ... Finished with four catches for a career-high 160 receiving yards and a career-high-tying two touchdowns in a start in the opener vs. New Hampshire ... Broke 100 yards for the first time of his career and became the first Aztec with 100-plus receiving yards since Ezell Ruffin had 126 vs. Air Force on Nov. 21, 2014 ... Had SDSU's most receiving yards in a game since Ruffin had 165 vs. New Mexico on Nov. 2, 2013 ... Became the 82nd player in school history with a 100-yard receiving game (320th occasion overall) ... Had a career-long 86-yard reception, tied for the seventh longest in school history and the longest since Vincent Brown caught a 90-yarder on Nov. 20, 2010 vs. Utah ... vs. **California (Sept. 10)** ... Had two receptions for 15 yards (7.5 avg.) in another start vs. California ... at **Northern Illinois (Sept. 17)** ... Finished with team highs of four catches and 67 yards (16.8 avg.), including a 33-yard touchdown at Northern Illinois ... The touchdown put SDSU up, 28-0, in the second quarter ... It was the ninth score of his career ... at **South Alabama (Oct. 1)** ... Came up with two catches for 47 yards (24.0 avg.), including a team-long 33-yarder at South Alabama ... vs. **UNLV (Oct. 8)** ... Had three catches for a game-high 68 yards (22.7 avg.) in a start vs. UNLV with a long of 28 yards ... at **Fresno State (Oct. 14)** ... Earned the start at Fresno State, but did not find the stat sheet after exiting early with an ankle injury ... Had his streak snapped of 13 straight games with at least one catch ... vs. **San José State (Oct. 21)** ... Tried to play, but was held out against San José State because of the ankle injury ... at **Utah State (Oct. 28)** ... Played limited statless snaps in a start at Utah State ... vs. **Hawai'i (Nov. 5)** ... Made two catches for 23 yards (11.5 avg.) in a start vs. Hawai'i.

- **2015 (Sophomore):** Was deemed a "SDSU Player to Watch" by *Lindy's Sports* ... Played in all 14 games with 11 starts, registering 24 catches for team highs of 439 yards (18.3 avg.) and six touchdowns ... The six touchdown catches ranked in a tie for sixth in the Mountain West ... His 24 catches were second on the team ... Also returned six punts for 45 yards (7.5 avg.) ... Logged significant time in the opener vs. San Diego, making two catches for 24 yards (12.0 avg.) ... Made his first career start at California, making a team-high and game-high-tying three catches for 27 yards (9.0 avg.) ... Started for the second straight game vs. South Alabama and made the best of it, making two catches for 39 yards (19.5 avg.), including a long of 30 yards ... The 30-yarder was also his first career touchdown ... Had the best game of his career in a start at Penn State, recording career highs in receptions (4) and receiving yards (78), with a long of 31 yards ... Also had a 19-yard catch (his second straight game with a TD reception), which put SDSU up, 14-13, early in the second quarter ... Started for the fourth time vs. Fresno State, making a 6-yard grab ... Played off the bench in a limited role at Hawai'i while battling an injury, but did not make a catch for the first time all season ... Caught two passes for 38 yards (19.0 avg.) at San José State in his fifth start of the year with a long of 28 yards ... Also rushed for the first time of his career for eight yards ... Started again vs. Utah State and had an 18-yard touchdown catch ... Made two catches for 72 yards (36.0 avg.) at Colorado State, including a 43-yard grab to start the game ... Came off the bench against Wyoming, making three catches for 36 yards (12.0 avg.), including a pair of touchdowns ... The first 7-yarder put SDSU up, 14-0, while the second (4 yards) came just before halftime, giving the Aztecs a 21-0 lead at the break ... Became the first Aztec with multiple touchdown catches in the same game since Ezell Ruffin had two vs. Idaho on Nov. 8, 2014 ... Also returned his first two career punts for five yards (2.5 avg.) ... Had an 18-yard grab in another start at UNLV ... Started again vs. Nevada, making a 21-yard catch and returning a punt for a career-long 38 yards ... Had a career-long 48-yard grab in another start vs. Air Force ... Started vs. Cincinnati in the Hawai'i Bowl, making a 14-yard touchdown catch that put SDSU up, 14-0, early in the first quarter ... It was the first offensive touchdown of the game.

- **2014 (Freshman):** Played in 10 games as a true freshman, making five catches for 53 yards (10.6 avg.) ... Was on the travel squad, but did not see action vs. Northern Arizona ... Did not make the trip to No. 21/23 North Carolina ... Was on the travel squad to Oregon State, but did not appear in the game ... Played in his first career collegiate game vs. UNLV, making three catches for 33 yards (11.0 avg.) ... The three grabs were tied for the second most on the team ... Played at Fresno State without recording a stat ... Played again at New Mexico, but did not find the stat sheet ... Made a 12-yard grab off the bench against Hawai'i ... Played again at Nevada but did not record a stat ... Saw time against Idaho without making a stat ... Made an 8-yard catch in a reserve role at Boise State ... Logged snaps vs. Air Force, but did not record a stat ... Saw time off the pine vs. San José State without recording a stat ... Logged time in the Poinsettia Bowl vs. Navy without finding the stat sheet.

- **High School:** Played at nearby Oceanside High School, which had five alumni on the 2013 Aztec squad ... Recorded team highs of 41 receptions for 1,229 yards and 11 touchdowns as a senior in 2013 ... Also recorded 29 total tackles and one passes defended on defense ... Had

42 catches for 825 yards and 11 touchdowns as a junior in 2012 ... Is a three-star recruit by *Rivals.com*, *Scout.com*, *ESPN.com* and *247sports.com* ... Received a grade of 87 by 247sports and 75 by ESPN ... Finished as the 85th-best receiver in the 2014 class.

- **Personal:** Picked SDSU over offers from Arizona, Brigham Young, Idaho, Nevada, San José State, Utah and Yale ... Majoring in social science.

Holder's Career Statistics

| Season | GP | GS | Rec. | Yds. | Avg. | Long | TD |
|---------------|-----------|-----------|-----------|------------|-------------|-----------|----------|
| 2014 | 10 | 0 | 5 | 53 | 10.6 | 15 | 0 |
| 2015 | 14 | 11 | 24 | 439 | 18.3 | 48 | 6 |
| 2016 | 8 | 8 | 17 | 381 | 22.4 | 86 | 3 |
| Career | 32 | 19 | 46 | 873 | 19.0 | 86 | 9 |

Career Highs: Receptions: 4 at Northern Illinois (9/17/16), vs. New Hampshire (9/3/16), at Penn State (9/26/15); Receiving Yards: 160 vs. New Hampshire (9/3/16); Receiving Touchdowns: 2 vs. New Hampshire (9/3/16), vs. Wyoming (11/14/15); Long Reception: 86 vs. New Hampshire (9/3/16); Carries: 1 at San José State (10/17/15); Rushing Yards: 8 at San José State (10/17/15); Long Rush: 8 at San José State (10/17/15); Punt Returns: 2 vs. Air Force (12/5/15), vs. Wyoming (11/14/15); Punt Return Yards: 38 vs. Nevada (11/28/15); Long Punt Return: 38 vs. Nevada (11/28/15).

2016 Highs: Receptions: 4 at Northern Illinois (9/17/16), vs. New Hampshire (9/3/16); Receiving Yards: 160 vs. New Hampshire (9/3/16); Receiving Touchdowns: 2 vs. New Hampshire (9/3/16); Long Reception: 86 vs. New Hampshire (9/3/16).

Holder's Career Game-by-Game

| Date | Opponent | GP | GS | No. | Yds. | Avg. | Lg. | TD | TD Lengths |
|---------|-----------------------|----|----|-----|------|------|-----|----|------------|
| A.30.14 | Northern Arizona | | | | | | | | --- |
| S.6.14 | at 21/23 No. Carolina | | | | | | | | --- |
| S.20.14 | at Oregon State | | | | | | | | --- |
| S.27.14 | UNLV* | 1 | 0 | 3 | 33 | 11.0 | 15 | 0 | |
| O.3.14 | at Fresno State* | 1 | 0 | 0 | 0 | 0.0 | 0 | 0 | |
| O.10.14 | at New Mexico* | 1 | 0 | 0 | 0 | 0.0 | 0 | 0 | |
| O.18.14 | Hawai'i* | 1 | 0 | 1 | 12 | 12.0 | 12 | 0 | |
| N.1.14 | at Nevada* | 1 | 0 | 0 | 0 | 0.0 | 0 | 0 | |
| N.8.14 | Idaho | 1 | 0 | 0 | 0 | 0.0 | 0 | 0 | |
| N.15.14 | at Boise State* | 1 | 0 | 1 | 8 | 8.0 | 8 | 0 | |
| N.21.14 | Air Force* | 1 | 0 | 0 | 0 | 0.0 | 0 | 0 | |
| N.29.14 | San José State* | 1 | 0 | 0 | 0 | 0.0 | 0 | 0 | |
| D.2.14 | Navy# | 1 | 0 | 0 | 0 | 0.0 | 0 | 0 | |
| S.5.15 | San Diego | 1 | 0 | 2 | 24 | 12.0 | 13 | 0 | |
| S.12.15 | at California | 1 | 1 | 3 | 27 | 9.0 | 14 | 0 | |
| S.19.15 | South Alabama | 1 | 1 | 2 | 39 | 19.5 | 30 | 1 | 30 |
| S.26.15 | at Penn State | 1 | 1 | 4 | 78 | 19.5 | 31 | 1 | 19 |
| O.3.15 | Fresno State* | 1 | 1 | 1 | 6 | 6.0 | 6 | 0 | |
| O.10.15 | at Hawai'i* | 1 | 0 | 0 | 0 | 0.0 | 0 | 0 | |
| O.17.15 | at San José State* | 1 | 1 | 2 | 38 | 19.0 | 28 | 0 | |
| O.23.15 | Utah State* | 1 | 1 | 1 | 18 | 18.0 | 18 | 1 | 18 |
| O.31.15 | at Colorado State* | 1 | 1 | 2 | 72 | 36.0 | 43 | 0 | |
| N.14.15 | Wyoming* | 1 | 0 | 3 | 36 | 12.0 | 25 | 2 | 7, 4 |
| N.21.15 | at UNLV* | 1 | 1 | 1 | 18 | 18.0 | 18 | 0 | |
| N.28.15 | Nevada* | 1 | 1 | 1 | 21 | 21.0 | 21 | 0 | |
| D.5.15 | Air Force` | 1 | 1 | 1 | 48 | 48.0 | 48 | 0 | |
| D.24.15 | vs. Cincinnati% | 1 | 1 | 1 | 14 | 14.0 | 14 | 1 | 14 |
| S.3.16 | New Hampshire | 1 | 1 | 4 | 160 | 40.0 | 86 | 2 | 86, 14 |
| S.10.16 | California | 1 | 1 | 2 | 15 | 7.5 | 8 | 0 | |
| S.17.16 | at Northern Illinois | 1 | 1 | 4 | 67 | 16.8 | 33 | 1 | 33 |
| O.1.16 | at South Alabama | 1 | 1 | 2 | 48 | 24.0 | 33 | 0 | |
| O.8.16 | UNLV* | 1 | 1 | 3 | 68 | 22.7 | 28 | 0 | |
| O.14.16 | at Fresno State* | 1 | 1 | 0 | 0 | 0.0 | 0 | 0 | |
| O.21.16 | San José State* | | | | | | | | --- |
| O.28.16 | at Utah State* | 1 | 1 | 0 | 0 | 0.0 | 0 | 0 | |
| N.5.16 | Hawai'i* | 1 | 1 | 2 | 23 | 11.5 | 12 | 0 | |

Punt Returns

| Date | Opponent | GP | GS | No. | Yds. | Avg. | Lg. | TD | TD Lengths |
|--------|-----------|----|----|-----|------|------|-----|----|------------|
| S.5.15 | San Diego | 1 | | 0 | 0 | 0.0 | 0 | 0 | |

| | | | | | | | | |
|---------|--------------------|---|---|---|-----|------|----|---|
| S.12.15 | at California | 1 | 0 | 0 | 0.0 | 0 | 0 | |
| S.19.15 | South Alabama | 1 | 0 | 0 | 0.0 | 0 | 0 | |
| S.26.15 | at Penn State | 1 | 0 | 0 | 0.0 | 0 | 0 | |
| O.3.15 | Fresno State* | 1 | 0 | 0 | 0.0 | 0 | 0 | |
| O.10.15 | at Hawai'i | 1 | 0 | 0 | 0.0 | 0 | 0 | |
| O.17.15 | at San José State* | 1 | 0 | 0 | 0.0 | 0 | 0 | |
| O.23.15 | Utah State* | 1 | 0 | 0 | 0.0 | 0 | 0 | |
| O.31.15 | at Colorado State* | 1 | 0 | 0 | 0.0 | 0 | 0 | |
| N.14.15 | Wyoming* | 1 | * | 2 | 5 | 2.5 | 5 | 0 |
| N.21.15 | at UNLV* | 1 | | 0 | 0 | 0.0 | 0 | 0 |
| N.28.15 | Nevada** | 1 | * | 1 | 38 | 38.0 | 38 | 0 |
| D.5.15 | Air Force`` | 1 | * | 2 | -4 | -2.0 | 0 | 0 |
| D.24.15 | vs. Cincinnati% | 1 | * | 1 | 6 | 6.0 | 6 | 0 |

*Bold indicates season high. * - Mountain West game. # - 2014 San Diego County Credit Union Poinsettia Bowl (Qualcomm Stadium; San Diego, Calif.). `` - 2015 Sports Authority Mountain West Championship (Qualcomm Stadium; San Diego, Calif.). % - 2015 Hawai'i Bowl (Aloha Stadium; Honolulu, Hawaii). GS - * in this category the player was on the field the first time San Diego State was in the punt return formation.*

#82 PARKER HOUSTON

Tight End • TR-Freshman • 6-3 • 240 • Sparks, Nev. • Edward C. Reed HS

- **At San Diego State:** Young tight end with a good football IQ ... Is in the two-deep for the fifth straight week, backing up David Wells at tight end this weekend vs. Nevada... Also has taken over the short snapping duties on PATs and field goals with Turner Bernard out with an injury.
- **2016 (True Freshman):** Has played in each of the last five games with three starts, making two catches for 19 yards (9.5 avg.) with a long of 14 yards, while handling short snapping duties on PATs and field goals ... **vs. New Hampshire (Sept. 3)** ... Did not play in the opener vs. New Hampshire ... **vs. California (Sept. 10)** ... Also did not play against California... **at Northern Illinois (Sept. 17)** ... Did not see any action at Northern Illinois, but was on the travel squad ... **at South Alabama (Oct. 1)** ... Also traveled to South Alabama without seeing action ... **vs. UNLV (Oct. 8)** ... Logged his first career collegiate snaps against UNLV, mainly on special teams, but a little in offensive situations ... Was the team's short snapper on PAT and field goals as well ... **at Fresno State (Oct. 14)** ... Earned his first career start at tight end at Fresno State, making his first career catch - a 14-yarder ... **vs. San José State (Oct. 21)** ... Played again off the bench against San José State without finding the stat sheet ... **at Utah State (Oct. 28)** ... Had a 5-yard grab in his second career start at Utah State ... **vs. Hawai'i (Nov. 5)** ... Made another start vs. Hawai'i, but did not record a stat.
- **High School:** A two-year letterwinner at Edward C. Reed High School in Sparks, Nev. ... Led the Raiders to a 24-5 (.828) record over his two seasons, including a 9-1 (.900) mark in league play ... Helped the Raiders capture a regional championship in 2015 (13-1, 5-0 league) and finish with their first regular season undefeated team since 1983 ... Caught 42 passes for 377 yards and six touchdowns as a senior and 40 catches for 525 yards and 10 touchdowns as a junior ... Added 20 tackles on defense as a senior ... Was a two-time first-team all-league and allregion selection ... Also was a two-time all-state pick, including one first-team nod ... A three-star recruit by Rivals and Scout, and a two-star pick by 247sports ... Rivals and Scout ranks him as the No. 2 tight end in the state of Nevada ... Received a grade of 79 by Scout ... Also played basketball and baseball at Reed HS.
- **Personal:** Parker Houston was born Dec. 6, 1997, in Reno, Nev. ... Also received offers from Idaho, Nevada and Toledo in the recruiting process ... Is majoring in kinesiology.

Houston's Career Statistics

Receiving

| Season | GP | GS | Rec. | Yds. | Avg. | Long | TD |
|---------------|----------|----------|----------|-----------|------------|-----------|----------|
| 2016 | 5 | 3 | 2 | 19 | 9.5 | 14 | 0 |
| Career | 5 | 3 | 2 | 19 | 9.5 | 14 | 0 |

Career/2016 Highs: Receptions: 1 at Utah State (10/28/16), at Fresno State (10/14/16); Receiving Yards: 14 at Fresno State (10/14/16); Long Reception: 14 at Fresno State (10/14/16).

Houston's Career Game-by-Game

Receiving

| Date | Opponent | GP | GS | No. | Yds. | Avg. | Lg. | TD | TD Lengths |
|--------|---------------|----|----|-----|------|------|-----|----|----------------------|
| S.3.16 | New Hampshire | | | | | | | | --- Did Not Play --- |

| | | | | | | | | | |
|---------|----------------------|---|---|---|----|------|----|---|----------------------|
| S.10.16 | California | | | | | | | | --- Did Not Play --- |
| S.17.16 | at Northern Illinois | | | | | | | | --- Did Not Play --- |
| O.1.16 | at South Alabama | | | | | | | | --- Did Not Play --- |
| O.8.16 | UNLV* | 1 | 0 | 0 | 0 | 0.0 | 0 | 0 | |
| O.14.16 | at Fresno State* | 1 | 1 | 1 | 14 | 14.0 | 14 | 0 | |
| O.21.16 | San José State* | 1 | 0 | 0 | 0 | 0.0 | 0 | 0 | |
| O.28.16 | at Utah State* | 1 | 1 | 1 | 5 | 5.0 | 5 | 0 | |
| N.5.16 | Hawai'i* | 1 | 1 | 0 | 0 | 0.0 | 0 | 0 | |

*Bold indicates season high. * - Mountain West game.*

#81 ERIC JUDGE

Wide Receiver • Senior • 6-1 • 195 • San Diego, Calif. • San Diego HS

- **At San Diego State:** Good route-runner, who saw more playing time as the season wore on in 2013 and was a regular starter when healthy in 2014 ... Started twice, but played in all 14 games last year ... Has good hands and is a playmaker ... Is listed as the backup 'X' wide receiver heading into the Nevada game this weekend ... Is averaging 17.4 yards per catch, which ranks fourth by an Aztec since 1996 (min. 35 rec.) ... The 17.4 career catch average is also ranked 13th among active FBS players (min. 65 receptions).
- **2016 (Senior):** Has 13 catches for 149 yards (11.5 avg.) on the season, starting the first three games and appearing in all nine ... **vs. New Hampshire (Sept. 3)** ... Had a game-high five catches for 54 yards (10.8 avg.) in a start against New Hampshire ... **vs. California (Sept. 10)** ... Came up with four receptions for 47 yards (11.8 avg.) in another start vs. California ... **at Northern Illinois (Sept. 17)** ... Had a 5-yard grab in a start at Northern Illinois ... **at South Alabama (Oct. 1)** ... Recorded a team-high three receptions for 43 yards (14.3 avg.) at South Alabama with a long of 27 yards ... **vs. UNLV (Oct. 8)** ... Logged playing time, but did not find the stat sheet against UNLV ... **at Fresno State (Oct. 14)** ... Played statless time off the bench at Fresno State ... **vs. San José State (Oct. 21)** ... Also did not find the stat sheet in time against San José State ... **at Utah State (Oct. 28)** ... Did not make a catch at Utah State off the pine ... **vs. Hawai'i (Nov. 5)** ... Also was held off the stat sheet in time vs. Hawai'i.
- **2015 (Junior):** Had 15 receptions for 296 yards (19.7 avg.) on the season in 14 games with two starts ... Ranked third in the MW and 23rd in FBS in catch average (19.7, min. 15 rec.) ... Made two catches for 29 yards (14.5 avg.) in the opener vs. San Diego, including a long of 19 yards ... Caught two passes for a team-high 53 yards (26.5 avg.), including a long of 33 yards, at California off the bench ... Had two catches for 19 yards (9.5 avg.) in a reserve role against South Alabama with a long of 14 yards ... Saw playing time at Penn State without making a catch ... Had a 44-yard touchdown catch against Fresno State, his first of the season and sixth of his career ... Had his best game of the season at Hawai'i in his first start of the year, making four catches for 92 yards (23.0 avg.), including a 58-yard touchdown, which matched a career-long reception ... Both the receptions (4) and yards (92) were season highs ... Scored a touchdown for the second straight game ... Did not make a catch in game time at San José State ... Had a 6-yard reception in his second start of the season against Utah State ... Did not record a stat in playing time at Colorado State ... Made a 34-yard grab off the bench against Wyoming ... Made a 6-yard catch in a reserve role at UNLV ... Did not record a stat vs. Nevada ... Made a 13-yard reception against Air Force off the bench in the Mountain West Championship game ... Logged statless time vs. Cincinnati in the Hawai'i Bowl.
- **2014 (Sophomore):** Played in 12 games with five starts, missing the UNLV game with an injury ... Led the Aztecs in receiving yards (471) and catch average (19.6, min. 3 rec.), tied for first in touchdown catches (2), and ranked second in catches (24) ... Came off the bench in the opener vs. Northern Arizona and made a team-high five catches for 51 yards (10.2 avg.) ... Had three catches for 94 yards and a touchdown in his second career start at No. 21/23 North Carolina ... The 94 yards were the most on the team and the second most in the game ... The touchdown was a 56-yard catch from Quinn Kaehler in the second quarter which tied the game up at 7-7 ... Made two catches for 15 yards (7.5 avg.) in another start at Oregon State ... Missed the UNLV game after a knee injury earlier in the week ... Came back to play at Fresno State off the bench, but did not make a catch ... Had a tackle on an Aztec turnover ... Had two catches for 50 yards in a reserve role at New Mexico, including a 43-yard grab ... Started for the third time of the year against Hawai'i, making a 19-yard catch ... Made a second straight start at Nevada and had a 2-yard grab ... Had a huge game against Idaho, coming up with four catches for a career-high 107 yards and a touchdown ... Became the 81st player in school history to record a 100-yard receiving game (318th occasion overall) ... The touchdown, a career-long 58-yard grab, was his second of the season and fifth of his career ... Earned the start at Boise State and came up with three receptions for 35 yards ... The 35 yards were the

second most on the team, while the three catches tied for second ... Made two catches for 66 yards (33.0 avg.) against Air Force, including a team-long 50-yarder to close out the first half ... Came off the bench vs. San José State without making the stat sheet ... Made a 32-yard catch vs. Navy in the Poinsettia Bowl in a reserve role ... The 32-yard grab was the longest catch in the game, before missing the final moments of the fourth quarter with a leg injury.

- **2013 (Freshman):** Played in all 13 games with one start without recording a stat until the Nevada contest (game No. 5) ... Had 13 receptions for 218 yards (16.8 avg.) and three receiving touchdowns ... The 16.8 catch average led the team (min. 5 catches) ... Also had a 6-yard rush and returned five kickoffs for 113 yards (22.6 avg.) ... The 22.6 kick return average ranked second on the team ... His three receiving touchdowns were tied with Adam Roberts and Ezell Ruffin for second on the squad ... Came off the bench in the opener vs. Eastern Illinois, but did not record a stat ... Played again off the bench at No. 3/2 Ohio State without making a stat ... Came off the bench against Oregon State, but did not get on the stat sheet ... Played once again at New Mexico State without a stat ... Had a breakout game vs. Nevada, earning his first start with Colin Lockett going down with an injury ... Ended up with six receptions for 54 yards (9.0 avg.) and two touchdowns ... The final touchdown in overtime clinched the win for the Aztecs ... Caught one pass off the bench at Air Force, which ended up being a 44-yard touchdown ... The score put SDSU up, 6-0 (the Aztecs missed the PAT) and the 44-yard catch was the longest of his career ... Also returned a kickoff a career-long 35 yards ... Had two receptions off the bench for 51 yards (25.5 avg.), including a long of 30 yards, vs. No. 15/18 Fresno State ... Had a 3-yard catch and his first career rush, a 6-yarder, vs. New Mexico ... Logged playing time at San José State without making the stat sheet ... Saw time at Hawai'i, but did not record a stat ... Saw time again vs. Boise State without finding the stat sheet ... Had a 21-yard reception at UNLV, his first catch since the New Mexico game four contests before ... Posted two catches for 45 yards vs. Buffalo in the Famous Idaho Potato Bowl, including a 37-yard grab.
- **2012 (Redshirt):** Redshirted as a true freshman.
- **High School:** Played locally at San Diego High on both sides of the ball ... Had three games with 100 or more yards receiving as a senior, highlighted by 178 yards and three touchdowns against Clairemont High ... Also added 435 yards and two touchdowns on the ground last season ... On defense during his senior year, tallied 26 tackles along with two interceptions ... Ran the 100-meter with a time of 10.8 in 2010 ... Earned a *Scouts, Inc.* grade of 45 and was a three-star recruit by *Scout.com*.
- **Personal:** Eric Stephon Judge was born July 28, 1993, in San Diego, Calif. ... Son of Ravheedah Potter ... Also considered UCLA, Air Force and Fresno State ... Is majoring in social science.

Judge's Career Statistics

| Season | GP | GS | Rec. | Yds. | Avg. | Long | TD |
|---------------|-----------|-----------|-----------|--------------|-------------|-----------|----------|
| 2013 | 13 | 1 | 13 | 218 | 16.8 | 44 | 3 |
| 2014 | 12 | 5 | 24 | 471 | 19.6 | 58 | 2 |
| 2015 | 14 | 2 | 15 | 296 | 19.7 | 58 | 1 |
| 2016 | 9 | 3 | 13 | 149 | 11.5 | 27 | 0 |
| Career | 48 | 11 | 65 | 1,125 | 17.3 | 58 | 6 |

Career Highs: Receptions: 6 vs. Nevada (10/4/13); Receiving Yards: 107 vs. Idaho (11/8/14); Receiving Touchdowns: 2 vs. Nevada (10/4/13); Long Reception: 58 at Hawai'i (10/10/15), vs. Idaho (11/8/14); Carries: 1 vs. New Mexico (11/2/13); Rushing Yards: 6 vs. New Mexico (11/2/13); Long Rush: 6 vs. New Mexico (11/2/13); Kick Returns: 4 vs. Nevada (10/4/13); Kick Return Yards: 78 vs. Nevada (10/4/13); Long Kick Return: 35 at Air Force (10/10/13).

2016 Highs: Receptions: 5 vs. New Hampshire (9/3/16); Receiving Yards: 54 vs. New Hampshire (9/3/16); Long Reception: 27 at South Alabama (10/1/16).

Judge's Career Game-by-Game

| Receiving | | | | | | | | | |
|-----------|---------------------|----|----|-----|------|------|-----|----|------------|
| Date | Opponent | GP | GS | No. | Yds. | Avg. | Lg. | TD | TD Lengths |
| A.31.13 | Eastern Illinois | 1 | 0 | 0 | 0 | 0.0 | 0 | 0 | |
| S.7.13 | at 3/2 Ohio State | 1 | 0 | 0 | 0 | 0.0 | 0 | 0 | |
| S.21.13 | Oregon State | 1 | 0 | 0 | 0 | 0.0 | 0 | 0 | |
| S.28.13 | at New Mexico State | 1 | 0 | 0 | 0 | 0.0 | 0 | 0 | |
| O.4.13 | Nevada* | 1 | 1 | 6 | 54 | 9.0 | 18 | 2 | 5, 13 |
| O.10.13 | at Air Force* | 1 | 0 | 1 | 44 | 44.0 | 44 | 1 | 44 |
| O.26.13 | 15/18 Fresno State* | 1 | 0 | 2 | 51 | 25.5 | 30 | 0 | |
| N.2.13 | New Mexico* | 1 | 0 | 1 | 3 | 3.0 | 3 | 0 | |
| N.9.13 | at San José State* | 1 | 0 | 0 | 0 | 0.0 | 0 | 0 | |

| | | | | | | | | | |
|---------|-----------------------|--------------------------------|---|---|-----|------|----|---|----|
| N.16.13 | at Hawai'i* | 1 | 0 | 0 | 0 | 0.0 | 0 | 0 | |
| N.23.13 | Boise State* | 1 | 0 | 0 | 0 | 0.0 | 0 | 0 | |
| N.30.13 | at UNLV* | 1 | 0 | 1 | 21 | 21.0 | 21 | 0 | |
| D.21.13 | vs. Buffalo& | 1 | 0 | 2 | 45 | 22.5 | 37 | 0 | |
| A.30.14 | Northern Arizona | 1 | 0 | 5 | 51 | 10.2 | 14 | 0 | |
| S.6.14 | at 21/23 No. Carolina | 1 | 1 | 3 | 94 | 31.3 | 56 | 1 | 56 |
| S.20.14 | at Oregon State | 1 | 1 | 2 | 15 | 7.5 | 9 | 0 | |
| S.27.14 | UNLV* | --- Did Not Play - Injured --- | | | | | | | |
| O.3.14 | at Fresno State* | 1 | 0 | 0 | 0 | 0.0 | 0 | 0 | |
| O.10.14 | at New Mexico* | 1 | 0 | 2 | 50 | 25.0 | 43 | 0 | |
| O.18.14 | Hawai'i* | 1 | 1 | 1 | 19 | 19.0 | 19 | 0 | |
| N.1.14 | at Nevada* | 1 | 1 | 1 | 2 | 2.0 | 2 | 0 | |
| N.8.14 | Idaho | 1 | 0 | 4 | 107 | 26.8 | 58 | 1 | 58 |
| N.15.14 | at Boise State* | 1 | 1 | 3 | 35 | 11.7 | 15 | 0 | |
| N.21.14 | Air Force* | 1 | 0 | 2 | 66 | 33.0 | 50 | 0 | |
| N.29.14 | San José State* | 1 | 0 | 0 | 0 | 0.0 | 0 | 0 | |
| D.23.14 | Navy# | 1 | 0 | 1 | 32 | 32.0 | 32 | 0 | |
| S.5.15 | San Diego | 1 | 0 | 2 | 29 | 14.5 | 19 | 0 | |
| S.12.15 | at California | 1 | 0 | 2 | 53 | 16.5 | 33 | 0 | |
| S.19.15 | South Alabama | 1 | 0 | 2 | 19 | 9.5 | 14 | 0 | |
| S.26.15 | at Penn State | 1 | 0 | 0 | 0 | 0.0 | 0 | 0 | |
| O.3.15 | Fresno State* | 1 | 0 | 1 | 44 | 44.0 | 44 | 1 | 44 |
| O.10.15 | at Hawai'i* | 1 | 1 | 4 | 92 | 23.0 | 58 | 1 | 58 |
| O.17.15 | at San José State* | 1 | 0 | 0 | 0 | 0.0 | 0 | 0 | |
| O.23.15 | Utah State* | 1 | 0 | 1 | 6 | 6.0 | 6 | 0 | |
| O.31.15 | at Colorado State* | 1 | 0 | 0 | 0 | 0.0 | 0 | 0 | |
| N.14.15 | Wyoming* | 1 | 0 | 1 | 34 | 34.0 | 34 | 0 | |
| N.21.15 | at UNLV* | 1 | 0 | 1 | 18 | 18.0 | 18 | 0 | |
| N.28.15 | Nevada* | 1 | 0 | 0 | 0 | 0.0 | 0 | 0 | |
| D.5.15 | Air Force** | 1 | 0 | 1 | 13 | 13.0 | 13 | 0 | |
| D.24.15 | vs. Cincinnati% | 1 | 0 | 0 | 0 | 0.0 | 0 | 0 | |
| S.3.16 | New Hampshire | 1 | 1 | 5 | 54 | 10.8 | 16 | 0 | |
| S.10.16 | California | 1 | 1 | 4 | 47 | 11.8 | 15 | 0 | |
| S.17.16 | at Northern Illinois | 1 | 1 | 1 | 5 | 5.0 | 5 | 0 | |
| O.1.16 | at South Alabama | 1 | 0 | 3 | 43 | 14.3 | 33 | 0 | |
| O.8.16 | UNLV* | 1 | 0 | 0 | 0 | 0.0 | 0 | 0 | |
| O.14.16 | at Fresno State* | 1 | 0 | 0 | 0 | 0.0 | 0 | 0 | |
| O.21.16 | San José State* | 1 | 0 | 0 | 0 | 0.0 | 0 | 0 | |
| O.28.16 | at Utah State* | 1 | 0 | 0 | 0 | 0.0 | 0 | 0 | |
| N.5.16 | Hawai'i* | 1 | 0 | 0 | 0 | 0.0 | 0 | 0 | |

*Bold indicates season high. * - Mountain West game. & - 2013 Famous Idaho Potato Bowl (Bronco Stadium, Boise, Idaho). # - 2014 San Diego County Credit Union Poinsettia Bowl (Qualcomm Stadium; San Diego, Calif.). ** - 2015 Sports Authority Mountain West Championship (Qualcomm Stadium; San Diego, Calif.). % - 2015 Hawai'i Bowl (Aloha Stadium; Honolulu, Hawaii).*

#23 DAMONTAE KAZEE

(KAY-zee)

Cornerback • Senior • 5-11 • 190 • San Bernardino, Calif. • Cajon HS

- **At San Diego State:** Big playmaker, who always seems to be in the right place at the right time ... Is listed as the starting right cornerback heading into the Utah State game for the 35th straight contest ... Can also return punts ... Among active career players in FBS, is ranked first in interceptions (15, tied), fourth in passes defended (42) and 13th in forced fumbles (6, tied) ... Is the SDSU career record-holder in interceptions (15) ... Also is tied for sixth with six forced fumbles and ninth with 27 PBUs.
- **2016 (Senior):** Has already racked up numerous preseason accolades, including being named to the Bednarik Award Watch List (collegiate defensive player of the year) and the Jim Thorpe Award Watch List (top defensive back) ... Also is a second-team preseason All-American by *USA Today* and *Sports Illustrated* ... Is also a team captain, chosen by his teammates ... Also has been named the Mountain West Defensive Player of the Year by the MW media and *Lindy's Sports* ... Is a first-team all-MW pick by the MW media, *Phil Steele's 2016 College Football Preview*, *ESPN College Football*, *Sporting News*, *Lindy's Sports*, *Athlon Sports* and Paul Myerberg by *USA Today* ... Has also been labeled "No. 1 on MW's Top-10 NFL Talent," the "No. 5 Cornerback on 2017 NFL Draft Board," the "Ninth-Best Cornerback in FBS," the "MW's Best Cover Corner," and a "SDSU Player to Watch" by *Lindy's Sports* ... Has been deemed the "MW's Best

Athlete" by *Sporting News*, the "10th-Best Draft-Eligible Cornerback" by Phil Steele, while *Campus Insiders* listed him as "SDSU's Best Defensive Player" ... Has 38 tackles (20 solo), three tackles for loss, five interceptions for 112 yards (22.4 avg.) and a touchdown, five pass breakups and a quarterback hurry ... Leads the MW in both interceptions per game (0.56, fifth nationally) and interception yards (112, ninth nationally) ... Also is fifth in the MW in pass deflections (INT + PBU) per game (1.11) ... Leads the team in tackles on passing plays (22) ... **vs. New Hampshire (Sept. 3)** ... Started for the 28th consecutive game in the 2016 opener vs. New Hampshire ... Came up with four tackles (three solo) ... **vs. California (Sept. 10)** ... Made six tackles (five solo) against California, while adding three pass breakups and an interception ... The three PBUs tied a career best ... **at Northern Illinois (Sept. 17)** ... Had five tackles (all solo), an interception and a quarterback hurry at Northern Illinois ... **at South Alabama (Oct. 1)** ... Registered five tackles (four solo) with a 1-yard tackle for loss at South Alabama ... **vs. UNLV (Oct. 8)** ... Tied a team high with five tackles (all solo) against UNLV ... Also had a 2-yard tackle for loss and a pass breakup ... **at Fresno State (Oct. 14)** ... Had five tackles (four solo) and an interception at Fresno State ... **vs. San José State (Oct. 21)** ... Came up with two tackles (one solo) in a start vs San José State ... **at Utah State (Oct. 28)** ... Had two stops in a start at Utah State ... **vs. Hawai'i (Nov. 5)** ... Finished with four tackles, two interceptions, including one for a touchdown, and a PBU against Hawai'i ... It was his fourth and fifth interceptions of the year and now has 15 for his career, which is an Aztec record ... It was his second career game with multiple interceptions ... Scored his second interception return for a score and third overall touchdown (also a punt return touchdown).

- **2015 (Junior):** Was named a second-team All-American by *USA Today*, an honorable-mention selection by *Sports Illustrated* and a fourth-team honoree by Phil Steele ... Was named the Mountain West Defensive Player of the Year by the league's head coaches and media, the first SDSU player to be named the MW Defensive Player of the Year since Kirk Morrison won it in back-to-back seasons in 2003-04 ... Kazez and Morrison are now the only defensive players of the year in a league in school history ... Also was named a first-team all-league pick ... Shared the team's defensive player-of-the-year award with Calvin Munson ... Was on the Jim Thorpe Award Watch List, which goes out to the top defensive back in the country ... Also earned postseason first-team all-MW honors from Phil Steele ... Was on the preseason all-Mountain West team by the league's media ... Also was a preseason first-team pick by *USA Today*, *Sporting News* and *Athlon Sports* ... Also a second-team selection by Phil Steele and *Lindy's Sports*, and is listed as a "SDSU Player to Watch" by *Lindy's* ... Put together a terrific season, recording 75 tackles (team-high 58 solo - next highest was 45), a team-best eight interceptions, 5.5 tackles for loss, seven pass breakups and two forced fumbles in 14 starts ... The eight picks were tied for the most in SDSU's Division I era, tied for the most in MW history and tied for the second most in Aztec history ... Led the Mountain West and tied for second in FBS play in interceptions (8) ... Ranked fourth in the MW in passes defended (INT + PBU) per game (1.07) ... Also returned five punts for 70 yards (14.0 avg.), including a 66-yard touchdown ... Had a standout game vs. San Diego, recording three tackles (all solo), including a career-high 2.0 tackles for loss, and three interceptions ... The three interceptions were the most by an Aztec since Ed Ricketts had three on Oct. 13, 1951 vs. the Marines and are ranked in a tie for the second most in a game in program history ... Only Dick Adair's four-interception game bettered Kazez's output and that came on Oct. 15, 1949 vs. New Mexico State ... The three picks, which came in the first, second and third quarter, respectively, tied West Virginia's Karl Joseph for the most in FBS during the opening week ... The three picks also matched the most in FBS play since Middle Tennessee's Damon Nickson had four against Louisiana-Lafayette on Oct. 28, 2006 ... Kazez became the 25th FBS player this decade (since 2011) with three interceptions in the same game (as of the end of the season, there were 30) ... Came up with seven tackles (five solo) and a PBU at California ... Had a career-high and game-high-tying 11 tackles, including 10 solo, against South Alabama ... Also recorded two pass breakups and his fifth forced fumble of his career ... Had eight tackles (six solo) and 0.5 tackles for loss at Penn State ... The eight tackles tied teammate Kameron Kelly for the second most in the game ... Had four tackles (three solo) against Fresno State ... Had a tackle and his fourth interception of the season at Hawai'i ... Finished with nine tackles (seven solo), an interception and a tackle for loss at San José State ... It was his second straight game with an interception ... Had another solid outing against Utah State with four tackles (three solo) and a pass breakup ... Was named the MW Defensive Player of the Week on Nov. 2 for his play at Colorado State, recording seven tackles (five solo), an interception for a touchdown and a forced fumble ... It was the first touchdown of his career ... The forced fumble kept the Rams out of the end zone at the goal line and safety Trey Lomax recovered it ... The 55-yard interception returned for a touchdown gave San Diego State a 27-10 lead ... Made five stops and two pass breakups against Wyoming ... Had three tackles (two solo) in a start at UNLV ... The big contribution came in the return game, where he returned his first career punt for a 66-yard touchdown ... It was his second touchdown

of the year (also an interception return for a score) ... Had another good game against Nevada with four tackles (three solo), a 2-yard tackle for loss, his seventh interception of the season and a pass breakup ... Also returned a punt, but lost five yards on the play ... Made three stops (two solo) with a 4-yard tackle for loss vs. Air Force in the MW Championship game ... Recorded six tackles and a 10-yard interception against Cincinnati in the Hawai'i Bowl ... The interception was his eighth of the season.

- **2014 (Sophomore):** Was named a second-team all-Mountain West selection by the league's coaches and media ... Was named to the MW midseason first team by Phil Steele ... Was named the team's emerging star by *Lindy's Sports* ... Started all 13 games for SDSU, making 58 tackles (40 solo), with a team-high 13 pass breakups, an interception, a fumble recovery, 4.0 TFL and two quarterback hurries ... Ranked third in the MW with 1.08 passes defended (INT + PBU) per game ... Made his first career start in the opener vs. Northern Arizona, registering four tackles (three solo) ... Started again at No. 21/23 North Carolina, where he made four tackles (three solo), including one for a 1-yard loss ... Had one assisted tackle in another start at Oregon State ... Earned another start vs. UNLV, where he had four tackles (three solo) and a career-high three PBUs ... Had five tackles (all solo) at Fresno State to go along with a PBU ... Had another five tackles (four solo) and two pass breakups at New Mexico ... The two PBUs were a game-high ... Had another good game against Hawai'i, making six tackles, a game-high-tying two PBUs and his second career interception ... Came up with five tackles (three solo), including a 2-yard loss, and a PBU in an eighth straight start at Nevada ... Had three stops (one solo) and another pass breakup in a start against Idaho, and added a quarterback hurry ... Recorded a season-high seven tackles (four solo), a PBU and a QBH in a start at Boise State ... Made four stops, all solo, in an 11th straight start vs. Air Force to go along with a 3-yard tackle for loss, a fumble recovery and another PBU ... The fumble recovery was this first of his career ... Recorded four tackles (three solo) with a PBU in a 12th consecutive start vs. San José State ... Started for the 13th straight game of the season vs. Navy in the Poinsettia Bowl, where he had six tackles (five solo) and a 4-yard tackle for loss.
- **2013 (Freshman):** Played in each of the first seven games off the bench, making impact plays in almost every contest, before missing the New Mexico game with concussion-like symptoms ... Returned for the San José State game and the following contests at Hawai'i, vs. Boise State, UNLV and vs. Buffalo in the Famous Idaho Potato Bowl ... Had 41 tackles (28 solo), four forced fumbles, 3.0 TFL, two pass breakups, an interception, a sack and a blocked kick ... Led the MW and was tied for 10th (first among freshmen) in the nation in forced fumbles per game (0.33) (four total) ... The four forced fumbles were tied for fourth all-time at SDSU and the most since current Oakland Raider Miles Burris had four in 2010 ... Had the most tackles (41) on the team of any player without a start (next highest was 22) ... Made his collegiate debut in the opener vs. Eastern Illinois and had four tackles (all solo) and a forced fumble ... The four tackles tied King Holder for the most among all cornerbacks ... Had another solid outing off the bench at No. 3/2 Ohio State, making six tackles (all solos) with a one-handed interception ... The six solos were the most by either team ... The interception was the first by an Aztec this season and came at the SDSU 21-yard line ... Came off the bench against Oregon State and have five tackles and a forced fumble ... Made three tackles in a reserve role at New Mexico State ... Came off the bench in fine fashion vs. Nevada, making four stops (three solo) with a sack, tackle for loss and forced fumble ... Made two tackles off the bench at Air Force ... Had five stops and a tackle for loss vs. No. 15/18 Fresno State ... Missed the New Mexico game with concussion-like symptoms ... Had a solid all-around game in the win at San José State with two tackles, along with his first career pass breakup and blocked kick ... The blocked kick in the fourth quarter was arguably the biggest play of the game for SDSU, as it kept the Spartans from taking a 26-12 lead and allowed Nat Berhe to return the loose ball 56 yards ... Donnel Pumphrey then followed with a 34-yard touchdown run, bringing the Aztecs to within three points at 23-20 ... Made three stops (two solo) with a forced fumble at Hawai'i ... Came up with two tackles (both solo), a tackle for loss and a pass breakup vs. Boise State ... Had two solo stops off the bench in the team's loss at UNLV ... Came up with three stops in a reserve role vs. Buffalo in the Famous Idaho Potato Bowl.
- **2012 (Redshirt):** Utilized his redshirt season.
- **High School:** Three-time all-CIF athlete who played both sides of the ball at Cajon High in San Bernardino, Calif. ... Helped the Cowboys to a 9-2 overall record in 2011, including a 6-1 mark in league play ... Recorded 27 tackles, two interceptions and a forced fumble on defense during his senior year ... On offense, he scored four touchdowns on the ground and caught another four touchdowns through the air ... *Scouts, Inc.* rated him as a three-star recruit and gave him a grade of 75 ... In high school, he lettered in football, basketball and track.
- **Personal:** Damontae T. Kazez was born June 5, 1993, in San Bernardino, Calif. ... Son of Latrease and Walter Kazez ... Has three brothers and two sisters ... Brother, Walter, was a four-year running back for the Aztecs from 2009-12 ... Also considered Arizona and Washington

State ... Majoring in criminal justice.

Kazee's Career Statistics

| Season | GP | GS | UA | A | TT | TFL | Sk | Int. | PBU | FF | FR |
|---------------|-----------|-----------|------------|-----------|------------|-------------|------------|-----------|-----------|----------|----------|
| 2013 | 12 | 0 | 28 | 13 | 41 | 3.0 | 1.0 | 1 | 2 | 4 | 0 |
| 2014 | 13 | 13 | 40 | 18 | 58 | 4.0 | 0.0 | 1 | 13 | 0 | 1 |
| 2015 | 14 | 14 | 58 | 17 | 75 | 5.5 | 0.0 | 8 | 7 | 2 | 0 |
| 2016 | 9 | 9 | 30 | 8 | 38 | 3.0 | 0.0 | 5 | 5 | 0 | 0 |
| Career | 48 | 36 | 156 | 56 | 212 | 15.5 | 1.0 | 15 | 27 | 6 | 1 |

Career Highs: Tackles: 11 vs. South Alabama (9/19/15); Tackles For Loss: 2.0 vs. San Diego (9/5/15); Sacks: 1.0 vs. Nevada (10/4/3); Interceptions: 3 vs. San Diego (9/5/15); Pass Breakups: 3 vs. California (9/10/16), vs. UNLV (9/27/14); Forced Fumbles: 1, six times; Fumble Recoveries: 1 vs. California (9/10/16), vs. Air Force (11/21/14); Blocked Kicks: 1 at San José State (11/9/13); Defensive Touchdowns: 1 vs. Hawai'i (11/5/16), at Colorado State (10/31/15); Punt Returns: 1, five times; Punt Return Yards: 66 at UNLV (11/21/15); Punt Return Touchdowns: 1 at UNLV (11/21/15); Punt Return Long: 66 at UNLV (11/21/15); Overall Touchdowns: 1 vs. Hawai'i (11/5/16), at UNLV (11/21/15), at Colorado State (10/31/15).

2016 Highs: Tackles: 6 vs. California (9/10/16); Tackles For Loss: 1.0 vs. UNLV (10/8/16), at South Alabama (10/1/16), at Northern Illinois (9/17/16); Interceptions: 2 vs. Hawai'i (11/5/16); Pass Breakups: 3 vs. California (9/10/16); Defensive Touchdowns: 1 vs. Hawai'i (11/5/16).

Kazee's Career Game-by-Game

| Date | Opponent | GP | GS | UA | A | TT | TFL | Sk. | Int. | PBU | FF | FR |
|---------|-----------------------|--------------------------------|----|----|---|----|-----|-----|------|-----|----|----|
| A.31.13 | Eastern Illinois | 1 | 0 | 4 | 0 | 4 | 0.0 | 0.0 | 0 | 0 | 1 | 0 |
| S.7.13 | at 3/2 Ohio State | 1 | 0 | 6 | 0 | 6 | 0.0 | 0.0 | 1 | 0 | 0 | 0 |
| S.21.13 | Oregon State | 1 | 0 | 3 | 2 | 5 | 0.0 | 0.0 | 0 | 0 | 1 | 0 |
| S.28.13 | at New Mexico State | 1 | 0 | 1 | 2 | 3 | 0.0 | 0.0 | 0 | 0 | 0 | 0 |
| O.4.13 | Nevada* | 1 | 0 | 3 | 1 | 4 | 1.0 | 1.0 | 0 | 0 | 1 | 0 |
| O.10.13 | at Air Force* | 1 | 0 | 1 | 1 | 2 | 0.0 | 0.0 | 0 | 0 | 0 | 0 |
| O.26.13 | 15/18 Fresno State* | 1 | 0 | 3 | 2 | 5 | 1.0 | 0.0 | 0 | 0 | 0 | 0 |
| N.2.13 | New Mexico* | --- Did Not Play - Injured --- | | | | | | | | | | |
| N.9.13 | at San José State* | 1 | 0 | 0 | 2 | 2 | 0.0 | 0.0 | 0 | 1 | 0 | 0 |
| N.16.13 | at Hawai'i* | 1 | 0 | 2 | 1 | 3 | 0.0 | 0.0 | 0 | 0 | 1 | 0 |
| N.23.13 | Boise State* | 1 | 0 | 2 | 0 | 2 | 1.0 | 0.0 | 0 | 1 | 0 | 0 |
| N.30.13 | at UNLV* | 1 | 0 | 2 | 0 | 2 | 0.0 | 0.0 | 0 | 0 | 0 | 0 |
| D.21.13 | vs. Buffalo& | 1 | 0 | 1 | 2 | 3 | 0.0 | 0.0 | 0 | 0 | 0 | 0 |
| A.30.14 | Northern Arizona | 1 | 1 | 3 | 1 | 4 | 0.0 | 0.0 | 0 | 0 | 0 | 0 |
| S.6.14 | at 21/23 No. Carolina | 1 | 1 | 3 | 1 | 4 | 1.0 | 0.0 | 0 | 0 | 0 | 0 |
| S.20.14 | at Oregon State | 1 | 1 | 0 | 1 | 1 | 0.0 | 0.0 | 0 | 0 | 0 | 0 |
| S.27.14 | UNLV* | 1 | 1 | 3 | 1 | 4 | 0.0 | 0.0 | 0 | 3 | 0 | 0 |
| O.3.14 | at Fresno State* | 1 | 1 | 5 | 0 | 5 | 0.0 | 0.0 | 0 | 1 | 0 | 0 |
| O.10.14 | at New Mexico* | 1 | 1 | 4 | 1 | 5 | 0.0 | 0.0 | 0 | 2 | 0 | 0 |
| O.18.14 | Hawai'i* | 1 | 1 | 2 | 4 | 6 | 0.0 | 0.0 | 1 | 2 | 0 | 0 |
| N.1.14 | at Nevada* | 1 | 1 | 3 | 2 | 5 | 1.0 | 0.0 | 0 | 1 | 0 | 0 |
| N.8.14 | Idaho | 1 | 1 | 1 | 2 | 3 | 0.0 | 0.0 | 0 | 1 | 0 | 0 |
| N.15.14 | at Boise State* | 1 | 1 | 4 | 3 | 7 | 0.0 | 0.0 | 0 | 1 | 0 | 0 |
| N.21.14 | Air Force* | 1 | 1 | 4 | 0 | 4 | 1.0 | 0.0 | 0 | 1 | 0 | 1 |
| N.29.14 | San José State* | 1 | 1 | 3 | 1 | 4 | 0.0 | 0.0 | 0 | 1 | 0 | 0 |
| D.23.14 | Navy# | 1 | 1 | 5 | 1 | 6 | 1.0 | 0.0 | 0 | 0 | 0 | 0 |
| S.5.15 | San Diego | 1 | 1 | 3 | 0 | 3 | 2.0 | 0.0 | 3 | 0 | 0 | 0 |
| S.12.15 | at California | 1 | 1 | 5 | 2 | 7 | 0.0 | 0.0 | 0 | 1 | 0 | 0 |
| S.19.15 | South Alabama | 1 | 1 | 10 | 1 | 11 | 0.0 | 0.0 | 0 | 2 | 1 | 0 |
| S.26.15 | at Penn State | 1 | 1 | 6 | 2 | 8 | 0.5 | 0.0 | 0 | 0 | 0 | 0 |
| O.3.15 | Fresno State* | 1 | 1 | 3 | 1 | 4 | 0.0 | 0.0 | 0 | 0 | 0 | 0 |
| O.10.15 | at Hawai'i* | 1 | 1 | 1 | 0 | 1 | 0.0 | 0.0 | 1 | 0 | 0 | 0 |
| O.17.15 | at San José State* | 1 | 1 | 7 | 2 | 9 | 1.0 | 0.0 | 1 | 0 | 0 | 0 |
| O.23.15 | Utah State* | 1 | 1 | 3 | 1 | 4 | 0.0 | 0.0 | 0 | 1 | 0 | 0 |
| O.31.15 | at Colorado State* | 1 | 1 | 5 | 2 | 7 | 0.0 | 0.0 | 1 | 0 | 1 | 0 |
| N.14.15 | Wyoming* | 1 | 1 | 3 | 2 | 5 | 0.0 | 0.0 | 0 | 2 | 0 | 0 |
| N.21.15 | at UNLV* | 1 | 1 | 2 | 1 | 3 | 0.0 | 0.0 | 0 | 0 | 0 | 0 |
| N.28.15 | Nevada* | 1 | 1 | 3 | 1 | 4 | 1.0 | 0.0 | 1 | 1 | 0 | 0 |
| D.5.15 | Air Force`` | 1 | 1 | 2 | 1 | 3 | 1.0 | 0.0 | 0 | 0 | 0 | 0 |
| D.24.15 | vs. Cincinnati% | 1 | 1 | 5 | 1 | 6 | 0.0 | 0.0 | 1 | 0 | 0 | 0 |

| | | | | | | | | | | | | |
|---------|----------------------|---|---|---|---|---|-----|-----|---|---|---|---|
| S.3.16 | New Hampshire | 1 | 1 | 3 | 1 | 4 | 0.0 | 0.0 | 0 | 0 | 0 | 0 |
| S.10.16 | California | 1 | 1 | 5 | 1 | 6 | 0.0 | 0.0 | 1 | 3 | 0 | 0 |
| S.17.16 | at Northern Illinois | 1 | 1 | 5 | 0 | 5 | 1.0 | 0.0 | 1 | 0 | 0 | 0 |
| O.1.16 | at South Alabama | 1 | 1 | 4 | 1 | 5 | 1.0 | 0.0 | 0 | 0 | 0 | 0 |
| O.8.16 | UNLV* | 1 | 1 | 5 | 0 | 5 | 1.0 | 0.0 | 0 | 1 | 0 | 0 |
| O.14.16 | at Fresno State* | 1 | 1 | 4 | 1 | 5 | 0.0 | 0.0 | 1 | 0 | 0 | 0 |
| O.21.16 | San José State* | 1 | 1 | 1 | 1 | 2 | 0.0 | 0.0 | 0 | 0 | 0 | 0 |
| O.28.16 | at Utah State* | 1 | 1 | 0 | 2 | 2 | 0.0 | 0.0 | 0 | 0 | 0 | 0 |
| N.5.16 | Hawai'i* | 1 | 1 | 3 | 1 | 4 | 0.0 | 0.0 | 2 | 1 | 0 | 0 |

*Bold indicates season high. * - Mountain West game. & - 2013 Famous Idaho Potato Bowl (Bronco Stadium; Boise, Idaho). # - 2014 San Diego County Credit Union Poinsettia Bowl (Qualcomm Stadium; San Diego, Calif.). `` - 2015 Sports Authority Mountain West Championship (Qualcomm Stadium; San Diego, Calif.). % - 2015 Hawai'i Bowl (Aloha Stadium; Honolulu, Hawaii).*

#59 KYLE KELLEY

Defensive End • Senior • 6-3 • 260 • Irvine, Calif. • Saddleback JC

- **At San Diego State:** Came to SDSU in 2015 with three years of collegiate experience, including two years at Arizona ... Excellent pass rusher who has performed well in limited action ... Is listed as the starter at right defensive end for the season after starting there the final two games of 2015, including the Mountain West Championship game vs. Air Force and the Hawai'i Bowl against Cincinnati.
- **2016 (Senior):** Was named a first-team all-Mountain West selection by *Lindy's Sports*, a second-team pick by *Athlon Sports* and a third-team honoree by *Phil Steele's 2016 College Football Preview* ... Has 21 tackles (nine solo), including 4.5 tackles for loss, three sacks for 19 yards and nine quarterback hurries in nine starts on the season ... **vs. New Hampshire (Sept. 3)** ... Started for the third straight game and third time overall in the opener against New Hampshire, coming up with two tackles and a 5-yard sack (and TFL) ... **vs. California (Sept. 10)** ... Made three stops with 1.5 TFL for six yards vs. California ... Also added a QBH ... **at Northern Illinois (Sept. 17)** ... Came up with three tackles (two solo) at Northern Illinois ... **at South Alabama (Oct. 1)** ... Had three stops (one solo) with a 6-yard sack (and TFL) in another start at South Alabama ... **UNLV (Oct. 8)** ... Registered four tackles (three solo) against UNLV, while adding a quarterback hurry ... **at Fresno State (Oct. 14)** ... Made two stops (one solo) with a 8-yard sack (and TFL) at Fresno State ... The sack came on a 3rd and 5 play on the SDSU 40-yard line, which forced the Bulldogs to punt down, 17-3 ... **vs. San José State (Oct. 21)** ... Made two quarterback hurries in another start against San José State ... **at Utah State (Oct. 28)** ... Came up with a tackle and a QBH at Utah State in a start ... **vs. Hawai'i (Nov. 5)** ... Made three assisted stops and a quarterback hurry in a start against Hawai'i.
- **2015 (Junior):** Played in the team's only 14 games with two starts, collecting 24 tackles (15 solo) with nine tackles for loss, 7.5 sacks, a pass breakup, a forced fumble, a blocked kick and eight quarterback hurries ... **Led the team in quarterback hurries and ranked second in sacks despite starting only the final two games** ... Logged his first snaps in a reserve role against San Diego, making two tackles (one solo) ... Recorded two tackles (one solo) with 0.5 tackles for loss off the bench at California ... Had one tackle in a reserve role vs. South Alabama, while adding a pass breakup and a quarterback hurry ... Had a good game at Penn State, making a solo tackle - a 3-yard sack (and TFL) - and blocking a field goal attempt ... The sack and blocked field goal were the first of his career ... Played again off the pine against Fresno State, but did not record a stat for the first time of the year ... Did not record a stat at Hawai'i ... Also didn't find the stat sheet at San José State ... Had a solo tackle in a reserve role against Utah State ... Came up with an assisted tackle at Colorado State, which went down as a 1/2 tackle for loss ... Did not make the stat sheet in reserve time vs. Wyoming ... Had the best game of his career at UNLV at the time, making three tackles (two solo) with career bests of 2.5 tackles for loss (13 yards), a pair of sacks for 12 yards and three quarterback hurries ... Logged his most time of his Aztec career with Alex Barrett missing most of the game with a knee injury ... Had another good game off the bench vs. Nevada, making a solo tackle - a 4-yard sack (and TFL) - with his first career forced fumble, and a quarterback hurry ... Made his first career start against Air Force in the Mountain West Championship game, making three tackles (two solo) and recording the team's only quarterback hurry ... Had a huge game vs. Cincinnati in the Hawai'i Bowl, recording career highs of nine tackles (six solo), 3.5 sacks and 3.5 tackles for loss for 25 yards ... The 3.5 sacks set a Hawai'i Bowl record, were the most in a bowl game this season, were tied for the third most in a game in program history and were tied for the 10th most in a game in the country in 2015 ... The nine tackles also tied teammates Na'im McGee and Kameron Kelly for the most in the game ... For his efforts, he was named to the *USA Today Sports All-*

Bowl Team and the Associated Press All-Bowl Team.

- **At Saddleback JC (2014):** Played in all 10 games at Saddleback College in 2014, registering 46 tackles (23), 9.5 sacks, 13 tackles for loss, a 34-yard fumble recovery, an interception and two pass breakups ... Was named to the all-California team by CCCFCA and the NCS League First Team.
- **At Univ. of Arizona (2012-13):** Was at Arizona from 2012-13, making two tackles (one solo) in 12 games in 2013 and redshirting the 2012 campaign.
- **High School:** Was a PrepStar All-American and Parade All-American at Woodbridge High in Irvine, Calif. ... Picked as a Tacoma News Tribune Western 100 ... Also was on the CalHiSports all-state first team (medium schools) ... Logged 87 tackles and 22 sacks as a senior, earning Pacific Coast League Defensive MVP honors ... Also was an all-Orange County and all-CIF honoree ... Played in the Cal-State All-Star game ... Added 21 receptions for 382 yards and 5 TDs at tight end ... Was a four-star recruit by Rivals, and a three-star pick by ESPN, Scout and 247sports.
- **Personal:** Kyle Christopher Kelley was born Sept. 3, 1993, in Santa Monica, Calif. ... Son of Charles and Colleen Kelley ... Picked Arizona out of high school over offers from Arizona State, Colorado, Florida, North Carolina State, Northern Illinois, Oklahoma, UCLA, Utah, Vanderbilt, Washington and Washington State ... Is majoring in social science.

Kelley's Career Statistics

| Defense | | | | | | | | | | | |
|---------------|-----------|-----------|-----------|-----------|-----------|-------------|-------------|----------|----------|----------|----------|
| Season | GP | GS | UA | A | TT | TFL | Sk | Int. | PBU | FF | FR |
| 2013* | 12 | 0 | 1 | 1 | 2 | 0.0 | 0.0 | 0 | 0 | 0 | 0 |
| 2015 | 14 | 2 | 15 | 9 | 24 | 9.0 | 7.5 | 0 | 1 | 1 | 0 |
| 2016 | 9 | 9 | 9 | 12 | 21 | 4.5 | 3.0 | 0 | 0 | 0 | 0 |
| Career | 35 | 11 | 25 | 22 | 47 | 13.5 | 10.5 | 0 | 1 | 1 | 0 |

Career Highs: Tackles: 9 vs. Hawai'i (12/25/15); Tackles For Loss: 3.5 vs. Hawai'i (12/25/15); Sacks: 3.5 vs. Hawai'i (12/25/15); Pass Breakups: 1 vs. South Alabama (9/19/15); Forced Fumbles: 1 vs. Nevada (11/28/15); Blocked Kicks: 1 at Penn State (9/26/15).

2016 Highs: Tackles: 4 vs. UNLV (10/8/16); Tackles For Loss 1.5 vs. California (9/10/16); Sacks: 1.0 at Fresno State (10/14/16),, at South Alabama (10/1/16), vs. New Hampshire (9/3/16).

Kelley's Career Game-by-Game

| Defense | | | | | | | | | | | | |
|---------|---------------------|----------------------|----|----|---|----|-----|-----|------|-----|----|----|
| Date | Opponent | GP | GS | UA | A | TT | TFL | Sk. | Int. | PBU | FF | FR |
| A.30.13 | Northern Arizona | 1 | 0 | 1 | 0 | 1 | 0.0 | 0.0 | 0 | 0 | 0 | 0 |
| S.7.13 | at UNLV | 1 | 0 | 0 | 0 | 0 | 0.0 | 0.0 | 0 | 0 | 0 | 0 |
| S.14.13 | UTSA | 1 | 0 | 0 | 0 | 0 | 0.0 | 0.0 | 0 | 0 | 0 | 0 |
| S.28.13 | at WashingtonS | 1 | 0 | 0 | 0 | 0 | 0.0 | 0.0 | 0 | 0 | 0 | 0 |
| O.10.13 | at USCS | 1 | 0 | 0 | 0 | 0 | 0.0 | 0.0 | 0 | 0 | 0 | 0 |
| O.19.13 | UtahS | 1 | 0 | 0 | 0 | 0 | 0.0 | 0.0 | 0 | 0 | 0 | 0 |
| O.26.13 | at ColoradoS | 1 | 0 | 0 | 0 | 0 | 0.0 | 0.0 | 0 | 0 | 0 | 0 |
| N.2.13 | at CaliforniaS | 1 | 0 | 0 | 0 | 0 | 0.0 | 0.0 | 0 | 0 | 0 | 0 |
| N.9.13 | UCLAS | 1 | 0 | 0 | 0 | 0 | 0.0 | 0.0 | 0 | 0 | 0 | 0 |
| N.16.13 | Washington StateS | 1 | 0 | 0 | 0 | 0 | 0.0 | 0.0 | 0 | 0 | 0 | 0 |
| N.23.13 | OregonS | 1 | 0 | 0 | 1 | 1 | 0.0 | 0.0 | 0 | 0 | 0 | 0 |
| N.30.13 | at Arizona State& | 1 | 0 | 0 | 0 | 0 | 0.0 | 0.0 | 0 | 0 | 0 | 0 |
| D.31.13 | vs. Boston College+ | --- Did Not Play --- | | | | | | | | | | |
| S.5.15 | San Diego | 1 | 0 | 1 | 1 | 2 | 0.0 | 0.0 | 0 | 0 | 0 | 0 |
| S.12.15 | at California | 1 | 0 | 1 | 1 | 2 | 0.5 | 0.0 | 0 | 0 | 0 | 0 |
| S.19.15 | South Alabama | 1 | 0 | 0 | 1 | 1 | 0.0 | 0.0 | 0 | 1 | 0 | 0 |
| S.26.15 | at Penn State | 1 | 0 | 1 | 0 | 1 | 1.0 | 1.0 | 0 | 0 | 0 | 0 |
| O.3.15 | Fresno State* | 1 | 0 | 0 | 0 | 0 | 0.0 | 0.0 | 0 | 0 | 0 | 0 |
| O.10.15 | at Hawai'i* | 1 | 0 | 0 | 0 | 0 | 0.0 | 0.0 | 0 | 0 | 0 | 0 |
| O.17.15 | at San José State* | 1 | 0 | 0 | 0 | 0 | 0.0 | 0.0 | 0 | 0 | 0 | 0 |
| O.23.15 | Utah State* | 1 | 0 | 1 | 0 | 1 | 0.0 | 0.0 | 0 | 0 | 0 | 0 |
| O.31.15 | at Colorado State* | 1 | 0 | 0 | 1 | 1 | 0.0 | 0.0 | 0 | 0 | 0 | 0 |
| N.14.15 | Wyoming* | 1 | 0 | 0 | 0 | 0 | 0.0 | 0.0 | 0 | 0 | 0 | 0 |
| N.21.15 | at UNLV* | 1 | 0 | 2 | 1 | 3 | 2.5 | 2.0 | 0 | 0 | 0 | 0 |
| N.28.15 | Nevada* | 1 | 0 | 1 | 0 | 1 | 1.0 | 1.0 | 0 | 0 | 1 | 0 |
| D.5.15 | Air Force`` | 1 | 1 | 2 | 1 | 3 | 0.0 | 0.0 | 0 | 0 | 0 | 0 |
| D.24.15 | vs. Cincinnati% | 1 | 1 | 6 | 3 | 9 | 3.5 | 3.5 | 0 | 0 | 0 | 0 |
| S.3.16 | New Hampshire | 1 | 1 | 1 | 1 | 2 | 1.0 | 1.0 | 0 | 0 | 0 | 0 |

| | | | | | | | | | | | | |
|---------|----------------------|---|---|---|---|---|-----|-----|---|---|---|---|
| S.10.16 | California | 1 | 1 | 1 | 2 | 3 | 1.5 | 0.0 | 0 | 0 | 0 | 0 |
| S.17.16 | at Northern Illinois | 1 | 1 | 2 | 1 | 3 | 0.0 | 0.0 | 0 | 0 | 0 | 0 |
| O.1.16 | at South Alabama | 1 | 1 | 1 | 2 | 3 | 1.0 | 1.0 | 0 | 0 | 0 | 0 |
| O.8.16 | UNLV* | 1 | 1 | 3 | 1 | 4 | 0.0 | 0.0 | 0 | 0 | 0 | 0 |
| O.14.16 | at Fresno State* | 1 | 1 | 1 | 1 | 2 | 1.0 | 1.0 | 0 | 0 | 0 | 0 |
| O.21.16 | San José State* | 1 | 1 | 0 | 0 | 0 | 0.0 | 0.0 | 0 | 0 | 0 | 0 |
| O.28.16 | at Utah State* | 1 | 1 | 0 | 1 | 1 | 0.0 | 0.0 | 0 | 0 | 0 | 0 |
| N.5.16 | Hawai'i* | 1 | 1 | 0 | 3 | 3 | 0.0 | 0.0 | 0 | 0 | 0 | 0 |

*Bold indicates season high. S - Pac-12 game. * - Mountain West game. + - 2013 AdvoCare V100 Bowl (Independence Stadium; Shreveport, La.). `` - 2015 Sports Authority Mountain West Championship (Qualcomm Stadium; San Diego, Calif.). % - 2015 Hawai'i Bowl (Aloha Stadium; Honolulu, Hawaii).*

#7 KAMERON KELLY

Warrior • Junior • 6-2 • 195 • Murphy, Texas • Wylie High

- **At San Diego State:** An athletic, player who came to SDSU as an "athlete" and played right away as a true freshman in 2014 ... Will see time on defense and could even see time as a kick returner ... Is listed as the co-starter with Trey Lomax at one of the two Warrior (safety) positions in Rocky Long's 3-3-5 defense, but has yet to start a game this year.
- **2016 (Junior):** Has played in all nine of SDSU's games, making 25 tackles (14 solo) with two interceptions and three pass breakups ... Leads the team in punt return tackles (3) and is second in special teams tackles (8) ... vs. New Hampshire (Sept. 3) ... Came off the bench to make one assisted tackle with a pass breakup ... vs. California (Sept. 10) ... Had a big game off the bench vs. California, making four tackles (all solo) with an interception and a pass breakup ... The interception came in the end zone and led to an Aztec touchdown ... at Northern Illinois (Sept. 17) ... Made a solo stop off the bench at Northern Illinois ... at South Alabama (Oct. 1) ... Registered three stops (two solo) in a reserve role at South Alabama ... vs. UNLV (Oct. 8) ... Had two tackles (one solo) off the pine vs. UNLV ... at Fresno State (Oct. 14) ... Had four tackles and a 20-yard interception off the bench at Fresno State ... The interception was his second of the season and fourth of his career ... vs. San José State (Oct. 21) ... Registered three tackles (two solo) with a PBU in a reserve role vs. San José State ... at Utah State (Oct. 28) ... Made four stops (all assisted) at Utah State ... vs. Hawai'i (Nov. 5) ... Came up with three tackles - all solo - off the bench vs. Hawai'i.
- **2015 (Sophomore):** Had 58 tackles (37 solo) in 13 games (all starts) with three tackles for loss, three pass breakups and two interceptions for 31 yards... Missed the opener with San Diego for violation of team rules ... Made his first career start in just his seventh game at California ... Finished with four tackles (two solo) ... Came up with four tackles (one solo) and his first career pass breakup in his second straight start vs. South Alabama ... Had eight tackles (six solo) at Penn State in his third consecutive start, while adding a pass breakup with a diving play in the end zone ... Had just nine career tackles prior to recording eight at PSU ... Recorded four tackles (three solo) with a pass breakup in a fourth straight start vs. Fresno State ... Made eight tackles (five solo) in another start at Hawai'i ... The eight stops matched a career high ... Registered five stops in a start at San José State ... Had a solo stop against Utah State in another start ... Made three tackles (two solo) and had his first career interception for 16 yards at Colorado State ... The interception led to a 54-yard field goal by Donny Hageman as time expired in the first half, giving the Aztecs a 13-10 lead ... Made one solo tackle, a 1-yard loss, in another start against Wyoming ... Came up with three solo tackles, a 15-yard interception and a tackle for loss in a start at UNLV ... Finished with an assisted tackle against Nevada in a starting role ... Came up with seven tackles (five solo) vs. Air Force in the Mountain West Championship game ... Made a career-high nine stops (seven solo) with a tackle for loss in another start vs. Cincinnati in the Hawai'i Bowl.
- **2014 (Freshman):** Worked into the two-deep as a true freshman heading into the Fresno State game as the backup to Trey Lomax at one of the two Warrior spots, where he remained for three contests before having surgery on a leg for compartment syndrome late after the Hawai'i game on Oct. 18 ... Missed the final six games with that injury ... Played in six games, making one tackle and blocking a punt ... Was one of eight true freshmen to see action ... Also saw time on special teams, mainly as a kick returner, where he returned five kicks for 131 yards (26.2 avg.) ... The 26.2 average led the team, while his long of 56 yards was second ... Did not play in the opener vs. Northern Arizona ... Came off the bench in his first collegiate appearance at No. 21/23 North Carolina, but did not record a stat ... Logged his first career tackle on special teams at Oregon State ... Played again against UNLV, blocking a punt, SDSU's lone blocked punt of the season ... Logged time on special teams at Fresno State, where he returned a kick 56 yards, the longest by an Aztec this season ... Played again at New Mexico and

had a 13-yard kick return ... Logged time again against Hawai'i, returning a kick for 25 yards ... Was taken out late in the game with a leg injury ... Later was diagnosed with compartment syndrome and was operated on early the next day (Oct. 19), ending his season ... Did not travel to the Nevada contest ... Did not suit up against Idaho ... Also did not travel to Boise State ... Did not suit up again vs. Air Force ... Also did not play vs. San José State ... Could have played vs. Navy in the Poinsettia Bowl, but was held out as a precaution.

• **High School:** A three-year letterwinner at Wylie High School in Murphy, Texas ... Named the 4A Region II District 13 Player of the Year after racking up 4,000 all-purpose yards ... An academic all-state selection ... Completed 56-of-96 passes (58.3 percent) for 841 yards with five touchdowns as a senior ... Led the Pirates to a 9-5 overall record and an appearance in the 4A D1 Quarterfinals ... Also rushed for 568 yards and 13 touchdowns on 86 carries and caught 59 passes for 950 yards and 11 scores ... Recorded seven interceptions on defense ... Lettered in basketball and track & field as well ... Is a three-star recruit by Scout.com, and a two-star recruit by both Rivals.com and 247sports.com ... 247sports gave him a grade of 75.

• **Personal:** Kameron Rashad Kelly was born Aug. 19, 1996, in Round Rock, Texas ... Son of Curley Kelly and Toni Milburn and stepson of Joseph Milburn and Millie Kelly ... Chose SDSU over offers from Alabama A&M, Alabama State, Florida A&M, Grambling, Houston Baptist, Kent State, Lamar, Louisiana-Monroe, Navy, Northern Colorado, Prairie View A&M, Sam Houston State, South Dakota State, Stephen F. Austin, Texas Southern and Texas Tech ... Is majoring in kinesiology.

Kelly's Career Statistics

Defense

| Season | GP | GS | UA | A | TT | TFL | Sk | Int. | PBU | FF | FR |
|---------------|-----------|-----------|-----------|-----------|-----------|------------|------------|----------|----------|----------|----------|
| 2014 | 6 | 0 | 0 | 1 | 1 | 0.0 | 0.0 | 0 | 0 | 0 | 0 |
| 2015 | 13 | 13 | 37 | 21 | 58 | 3.0 | 0.0 | 2 | 3 | 0 | 0 |
| 2016 | 9 | 0 | 14 | 11 | 25 | 0.0 | 0.0 | 2 | 3 | 0 | 0 |
| Career | 28 | 13 | 51 | 33 | 84 | 3.0 | 0.0 | 4 | 6 | 0 | 0 |

Career Highs: Tackles: 9 vs. Cincinnati (12/24/15); Tackles For Loss: 1.0 vs. Cincinnati (12/24/15), at UNLV (11/21/15), vs. Wyoming (11/14/15); Interceptions: 1, four times; Pass Breakups: 1, six times; Blocked Punts: 1 vs. UNLV (9/27/14); Kick Returns: 2 vs. UNLV (9/27/14); Long Kick Return: 56 at Fresno State (10/3/14); Kick Return Yards: 56 at Fresno State (10/3/14).

2016 Highs: Tackles: 4 at Utah State (10/28/16), at Fresno State (10/14/16), vs. California (9/10/16); Interceptions: 1 at Fresno State (10/14/16), vs. California (9/10/16); Pass Breakups: 1 vs. San José State (10/21/16), vs. California (9/10/18), vs. New Hampshire (9/3/16).

Kelly's Career Game-by-Game

Defense

| Date | Opponent | GP | GS | UA | A | TT | TFL | Sk. | Int. | PBU | FF | FR |
|---------|-----------------------|----------------------------------|----|----|---|----|-----|-----|------|-----|----|----|
| A.30.14 | Northern Arizona | --- Did Not Play --- | | | | | | | | | | |
| S.6.14 | at 21/23 No. Carolina | 1 | 0 | 0 | 0 | 0 | 0.0 | 0.0 | 0 | 0 | 0 | 0 |
| S.20.14 | at Oregon State | 1 | 0 | 0 | 1 | 1 | 0.0 | 0.0 | 0 | 0 | 0 | 0 |
| S.27.14 | UNLV* | 1 | 0 | 0 | 0 | 0 | 0.0 | 0.0 | 0 | 0 | 0 | 0 |
| O.3.14 | at Fresno State* | 1 | 0 | 0 | 0 | 0 | 0.0 | 0.0 | 0 | 0 | 0 | 0 |
| O.10.14 | at New Mexico* | 1 | 0 | 0 | 0 | 0 | 0.0 | 0.0 | 0 | 0 | 0 | 0 |
| O.18.14 | Hawai'i* | 1 | 0 | 0 | 0 | 0 | 0.0 | 0.0 | 0 | 0 | 0 | 0 |
| N.1.14 | at Nevada* | --- Did Not Play - Injured --- | | | | | | | | | | |
| N.8.14 | Idaho | --- Did Not Play - Injured --- | | | | | | | | | | |
| N.15.14 | at Boise State* | --- Did Not Play - Injured --- | | | | | | | | | | |
| N.21.14 | Air Force* | --- Did Not Play - Injured --- | | | | | | | | | | |
| N.29.14 | San José State* | --- Did Not Play - Injured --- | | | | | | | | | | |
| D.23.14 | Navy# | --- Did Not Play - Injured --- | | | | | | | | | | |
| S.5.15 | San Diego | --- Did Not Play - Suspended --- | | | | | | | | | | |
| S.12.15 | at California | 1 | 1 | 2 | 2 | 4 | 0.0 | 0.0 | 0 | 0 | 0 | 0 |
| S.19.15 | South Alabama | 1 | 1 | 1 | 3 | 4 | 0.0 | 0.0 | 0 | 1 | 0 | 0 |
| S.26.15 | at Penn State | 1 | 1 | 6 | 2 | 8 | 0.0 | 0.0 | 0 | 1 | 0 | 0 |
| O.3.15 | Fresno State* | 1 | 1 | 3 | 1 | 4 | 0.0 | 0.0 | 0 | 1 | 0 | 0 |
| O.10.15 | at Hawai'i* | 1 | 1 | 5 | 3 | 8 | 0.0 | 0.0 | 0 | 0 | 0 | 0 |
| O.17.15 | at San José State* | 1 | 1 | 1 | 4 | 5 | 0.0 | 0.0 | 0 | 0 | 0 | 0 |
| O.23.15 | Utah State* | 1 | 1 | 1 | 0 | 1 | 0.0 | 0.0 | 0 | 0 | 0 | 0 |
| O.31.15 | at Colorado State* | 1 | 1 | 2 | 1 | 3 | 0.0 | 0.0 | 1 | 0 | 0 | 0 |
| N.14.15 | Wyoming* | 1 | 1 | 1 | 0 | 1 | 1.0 | 0.0 | 0 | 0 | 0 | 0 |
| N.21.15 | at UNLV* | 1 | 1 | 3 | 0 | 3 | 1.0 | 0.0 | 1 | 0 | 0 | 0 |
| N.28.15 | Nevada* | 1 | 1 | 0 | 1 | 1 | 0.0 | 0.0 | 0 | 0 | 0 | 0 |

| | | | | | | | | | | | | |
|---------|----------------------|---|---|---|---|---|-----|-----|---|---|---|---|
| D.5.15 | Air Force`` | 1 | 1 | 5 | 2 | 7 | 0.0 | 0.0 | 0 | 0 | 0 | 0 |
| D.24.15 | vs. Cincinnati% | 1 | 1 | 7 | 2 | 9 | 1.0 | 0.0 | 0 | 0 | 0 | 0 |
| S.3.16 | New Hampshire | 1 | 0 | 0 | 1 | 1 | 0.0 | 0.0 | 0 | 1 | 0 | 0 |
| S.10.16 | California | 1 | 0 | 4 | 0 | 4 | 0.0 | 0.0 | 1 | 1 | 0 | 0 |
| S.17.16 | at Northern Illinois | 1 | 0 | 1 | 0 | 1 | 0.0 | 0.0 | 0 | 0 | 0 | 0 |
| O.1.16 | at South Alabama | 1 | 0 | 2 | 1 | 3 | 0.0 | 0.0 | 0 | 0 | 0 | 0 |
| O.8.16 | UNLV* | 1 | 0 | 1 | 1 | 2 | 0.0 | 0.0 | 0 | 0 | 0 | 0 |
| O.14.16 | at Fresno State* | 1 | 0 | 1 | 3 | 4 | 0.0 | 0.0 | 1 | 0 | 0 | 0 |
| O.21.16 | San José State* | 1 | 0 | 2 | 1 | 3 | 0.0 | 0.0 | 0 | 1 | 0 | 0 |
| O.28.16 | at Utah State* | 1 | 0 | 0 | 4 | 4 | 0.0 | 0.0 | 0 | 0 | 0 | 0 |
| N.5.16 | Hawai'i* | 1 | 0 | 3 | 0 | 3 | 0.0 | 0.0 | 0 | 0 | 0 | 0 |

*Bold indicates season high. * - Mountain West game. # - 2014 San Diego County Credit Union Poinsettia Bowl (Qualcomm Stadium; San Diego, Calif.). `` - 2015 Sports Authority Mountain West Championship (Qualcomm Stadium; San Diego, Calif.). % - 2015 Hawai'i Bowl (Aloha Stadium; Honolulu, Hawaii).*

#39 RONLEY LAKALAKA

Linebacker • Sophomore • 6-0 • 225 • Kalihi, Hawaii • Punahou HS

• **At San Diego State:** Physical linebacker who has a ton of potential ... Moved into the two-deep for the South Alabama game as a true freshman in 2015 with Jake Fely injured and stayed there for the rest of the season ... Is slated as the co-starter at one of the outside linebacker spots with senior Austin Wyatt-Thayer heading into the Nevada game, but has started eight of the team's nine games.

• **2016 (Sophomore):** Has played in all nine games, starting eight times ... Has 35 tackles (16 solo), 0.5 tackles for loss, two interceptions for 20 yards and a touchdown and five quarterback hurries on the season ... **vs. New Hampshire (Sept. 3)** ... Came up with a then-career-high five tackles (three solo) in his first career start against New Hampshire in the opener ... **vs. California (Sept 10)** ... Had another good game off the bench against California, registering four tackles (two solo) and a 9-yard interception returned for a touchdown ... The touchdown put the Aztecs up, 28-21, late in the second quarter, a lead they would never relinquish ... The interception (and touchdown) was the first of his career ... **at Northern Illinois (Sept. 17)** ... Earned his second career start at Northern Illinois, making four stops (two solo) ... **at South Alabama (Oct. 1)** ... Had three tackles (two solo) in a third career start at South Alabama ... **vs. UNLV (Oct. 8)** ... Came up with four tackles (three solo) in a fourth start vs. UNLV ... Also had a 1/2 tackle for loss for two yards and his first two career quarterback hurries ... **at Fresno State (Oct. 14)** ... Registered three tackles in a fourth straight start (fifth of the year) at Fresno State ... **vs. San José State (Oct. 21)** ... Came up with two stops (one solo) and three quarterback hurries in a start against San José State ... **at Utah State (Oct. 28)** ... Had six tackles in a start at Utah State, leading the team in stops for the first time of his career ... **vs. Hawai'i (Nov. 5)** ... Had another good game in a start vs. Hawai'i, coming up with four tackles and a 11-yard interception ... The interception led to a John Baron field goal.

• **2015 (Freshman):** Played in 11 games on the season, making 11 tackles with one quarterback hurry ... Mainly was used on special teams, but gradually logged more snaps in the backfield toward the end of the season ... Was on the travel roster, but did not play in the first three games of the season against San Diego, at California and vs. South Alabama ... Logged his first appearance of his Division I career at Penn State on special teams without finding the stat sheet ... Played again vs. Fresno State, but did not record a stat ... Logged his first stat, making an assisted tackle at Hawai'i ... Logged significant snaps on defense at San José State with starter Jake Fely injured for the second half ... Had three tackles (two solo) in the contest ... Had a solo tackle against Utah State off the bench ... Came up with an assisted stop in time off the pine at Colorado State ... Made an assisted tackle against Wyoming ... Registered two stops (one solo) off the pine at UNLV ... Did not record a stat in time off the bench vs. Nevada ... Also did not find the stat sheet in a reserve role vs. Air Force in the Mountain West Championship game ... Had two tackles (one solo) and picked up his first career quarterback hurry vs. Cincinnati in the Hawai'i Bowl.

• **High School:** Recorded a team-high seven sacks, along with two interceptions as a senior at Punahou High School in Kalihi, Hawaii, according to MaxPreps.com ... Led Punahou to an 8-1 overall record and an appearance in the HHSAA Division I championship game in 2014 ... Was a two-time all-state first-team selection and a two-time 1LH first-team pick ... Led the team in tackles and was chosen as the hardest hitting player on the team ... A three-star recruit by Scout and a two-star recruit by Rivals

• **Personal:** Ronley Saumaniafaese Lealao Lakalaka was born Jan. 23, 1997, in Honolulu,

Hawaii ... Picked SDSU over an offer from Hawai'i and also had interest from California ... Brother, Steven, is a senior running back at Hawai'i ... Is majoring in business administration with an emphasis on finance.

Lakalaka's Career Statistics

| Season | GP | GS | UA | A | TT | TFL | Sk | Int. | PBU | FF | FR |
|---------------|-----------|----------|-----------|-----------|-----------|------------|------------|----------|----------|----------|----------|
| 2015 | 11 | 0 | 5 | 6 | 11 | 0.0 | 0.0 | 0 | 0 | 0 | 0 |
| 2016 | 9 | 8 | 16 | 19 | 35 | 0.5 | 0.0 | 2 | 0 | 0 | 0 |
| Career | 20 | 8 | 21 | 25 | 46 | 0.5 | 0.0 | 2 | 0 | 0 | 0 |

Career/2016 Highs: Tackles: 6 at Utah State (10/28/16); Tackles For Loss: 0.5 vs. UNLV (10/8/16); Interceptions: 1 vs. Hawai'i (11/5/16), vs. California (9/10/16); Defensive Touchdowns: 1 vs. California (9/10/16).

Lakalaka's Career Game-by-Game

| Date | Opponent | GP | GS | UA | A | TT | TFL | Sk. | Int. | PBU | FF | FR |
|---------|----------------------|----|----|----|---|----|-----|-----|------|-----|----|----|
| S.5.15 | San Diego | | | | | | | | | | | |
| S.12.15 | at California | | | | | | | | | | | |
| S.19.15 | South Alabama | | | | | | | | | | | |
| S.26.15 | at Penn State | 1 | 0 | 0 | 0 | 0 | 0.0 | 0.0 | 0 | 0 | 0 | 0 |
| O.3.15 | Fresno State* | 1 | 0 | 0 | 0 | 0 | 0.0 | 0.0 | 0 | 0 | 0 | 0 |
| O.10.15 | at Hawai'i* | 1 | 0 | 0 | 1 | 1 | 0.0 | 0.0 | 0 | 0 | 0 | 0 |
| O.17.15 | at San José State* | 1 | 0 | 2 | 1 | 3 | 0.0 | 0.0 | 0 | 0 | 0 | 0 |
| O.23.15 | Utah State* | 1 | 0 | 1 | 0 | 1 | 0.0 | 0.0 | 0 | 0 | 0 | 0 |
| O.31.15 | at Colorado State* | 1 | 0 | 0 | 1 | 1 | 0.0 | 0.0 | 0 | 0 | 0 | 0 |
| N.14.15 | Wyoming* | 1 | 0 | 0 | 1 | 1 | 0.0 | 0.0 | 0 | 0 | 0 | 0 |
| N.21.15 | at UNLV* | 1 | 0 | 1 | 1 | 2 | 0.0 | 0.0 | 0 | 0 | 0 | 0 |
| N.28.15 | Nevada* | 1 | 0 | 0 | 0 | 0 | 0.0 | 0.0 | 0 | 0 | 0 | 0 |
| D.5.15 | Air Force` | 1 | 0 | 0 | 0 | 0 | 0.0 | 0.0 | 0 | 0 | 0 | 0 |
| D.24.15 | vs. Cincinnati% | 1 | 0 | 1 | 1 | 2 | 0.0 | 0.0 | 0 | 0 | 0 | 0 |
| S.3.16 | New Hampshire | 1 | 1 | 3 | 2 | 5 | 0.0 | 0.0 | 0 | 0 | 0 | 0 |
| S.10.16 | California | 1 | 0 | 2 | 2 | 4 | 0.0 | 0.0 | 1 | 0 | 0 | 0 |
| S.17.16 | at Northern Illinois | 1 | 1 | 2 | 2 | 4 | 0.0 | 0.0 | 0 | 0 | 0 | 0 |
| O.1.16 | at South Alabama | 1 | 1 | 2 | 1 | 3 | 0.0 | 0.0 | 0 | 0 | 0 | 0 |
| O.8.16 | UNLV* | 1 | 1 | 3 | 1 | 4 | 0.5 | 0.0 | 0 | 0 | 0 | 0 |
| O.14.16 | at Fresno State* | 1 | 1 | 1 | 2 | 3 | 0.0 | 0.0 | 0 | 0 | 0 | 0 |
| O.21.16 | San José State* | 1 | 1 | 1 | 1 | 2 | 0.0 | 0.0 | 0 | 0 | 0 | 0 |
| O.28.16 | at Utah State* | 1 | 1 | 1 | 5 | 6 | 0.0 | 0.0 | 0 | 0 | 0 | 0 |
| N.5.16 | Hawai'i* | 1 | 1 | 1 | 3 | 4 | 0.0 | 0.0 | 1 | 0 | 0 | 0 |

Bold indicates season high. * - Mountain West game. `` - 2015 Sports Authority Mountain West Championship (Qualcomm Stadium; San Diego, Calif.). % - 2015 Hawai'i Bowl (Aloha Stadium; Honolulu, Hawaii).

#3 TREY LOMAX

Warrior • Junior • 5-11 • 190 • San Diego, Calif. • Mira Mesa HS

- **At San Diego State:** Fantastic athlete, who was also recruited to play baseball at San Diego State ... Is slated as the co-starter at one of the two Warrior spots with Kameron Kelly on the depth chart heading into the weekend, but has started the first nine games this year ... Also is slated to back up Parker Baldwin at the Aztec spot ... Has led SDSU in tackles in two of the 26 games he has appeared in over his career (both in 2014).
- **2016 (Junior):** Earned the start at one of the two Warrior spots in all nine games this season ... Has 18 tackles (10 solo), 1.5 tackles for loss, a 10-yard interception and four pass breakups on the year ... **vs. New Hampshire (Sept. 3)** ... Made the start at one of the Warrior spots in the opener vs. New Hampshire, but did not find the stat sheet ... **vs. California (Sept. 10)** ... Started again vs. California, making four tackles (two solo) ... **at Northern Illinois (Sept. 17)** ... Made two tackles and chipped in with a 10-yard interception in a third straight start at Northern Illinois ... **at South Alabama (Oct. 1)** ... Registered three tackles (one solo) and a pass breakup at South Alabama in a fourth consecutive start ... **vs. UNLV (Oct. 8)** ... Had an assisted tackle against UNLV in a starting role ... **at Fresno State (Oct. 14)** ... Came up with three stops (two solo) in a start at Fresno State ... **vs. San José State (Oct. 21)** ... Had a good game against San José State in another start, making a solo tackle - a 3-yard stop behind the line of scrimmage - and a pass breakup ... **at Utah State (Oct. 28)** ... Started once again at Utah State, making three stops (one solo), including 0.5 TFL for two yards ... **vs. Hawai'i (Nov. 5)** ... Had a solo tackle and a career-high two pass breakups in a start

vs. Hawai'i.

- **2015 (Sophomore):** Was a fourth-team all-Mountain West preseason selection by Phil Steele ... Was named a "SDSU Player to Watch" by *Lindy's Sports* ... Was slated as one of the two starting Warriors in Rocky Long's 3-3-5 defense once again after a solid 2014 season, but hurt his knee in the opener and missed the next six games ... Came back to play against Utah State and started vs. Nevada at the Aztec spot with Na'im McGee sitting out the first week with a target penalty the week before ... Finished with nine tackles (six solo), including a tackle for loss, and a fumble recovery in two starts and five games ... Started the opener with San Diego, recording three tackles (two solo), including one behind the line of scrimmage, before leaving early with a knee injury ... Missed the next six games with the same knee injury ... Returned to play limited snaps against Utah State without recording a stat ... Had one assisted tackle and a fumble recovery in a reserve role at Colorado State ... The fumble recovery came in the end zone as the Rams were driving to try and tie the game up at 7-7 on their opening possession ... Did not play against Wyoming ... Saw limited time at UNLV without finding the stat sheet ... Started for the first time of his career at the Aztec spot against Nevada, making a season-high five tackles (four solo) ... Did not play in the Mountain West Championship vs. Air Force ... Also did not see any action vs. Cincinnati in the Hawai'i Bowl.
- **2014 (Freshman):** Received the Outstanding Freshman Award at the team banquet ... Played in his first 12 career games, starting the first 10 and again vs. San José State in the regular season finale ... Ranked in a tie for third on the team with 63 tackles and led the team with two fumble recoveries for 15 yards ... The 63 tackles were the most by an Aztec freshman since Andrew Preston had 72 in 2007 ... Also had three tackles for loss, a sack and three PBU's ... Made his first career start in his first career appearance in the opener vs. Northern Arizona ... Came up with six tackles, including four solo stops ... The six tackles were tied for second on the team ... Had a game-high 10 tackles (seven solo) at North Carolina ... The seven solo stops also were a game high ... Made a career-high 11 stops (six solo) at Oregon State ... The 11 stops tied J.J. Whittaker for the most of either team ... Made five tackles (four solo) with his first career sack and tackle for loss in the MW opener vs. UNLV ... Had another good game in his fifth straight start at Fresno State, recording four tackles (two solo), a 3-yard TFL and his first career fumble recovery, which he returned 10 yards ... Logged another start at New Mexico, where he had three solo stops, a TFL and his first career pass breakup ... Came up with three tackles (two solo) in a start against Hawai'i ... Made five tackles (three solo) in an eighth consecutive start at Nevada ... Recorded six stops (three solo) and added a PBU in a start at Warrior vs. Idaho ... Registered six tackles (three solo) in a 10th straight start at Boise State ... Came off the bench for the first time vs. Air Force with the defense moving to four linebackers and dropping to four defensive backs against the Falcons' unusual offense ... Did not make a tackle, but came up with his team-leading second fumble recovery of the season, which he returned five yards ... The recovery led to an Aztec field goal ... Had four stops with a PBU against San José State in his 11th start of the year ... Suited up, but did not play for the first time of the season vs. Navy in the Poinsettia Bowl.
- **2013 (Redshirt):** Gained valuable practice experience in his redshirt season, working behind five senior safeties, including 2014 NFL Draft picks Nat Berhe and Eric Pinkins.
- **High School:** Local prospect from Mira Mesa High School ... Two-time first-team all-Eastern League selection and 2012 offensive MVP ... A two-year captain ... As a junior in 2011, had 109 tackles (82 solo) and four pass deflections as a defensive back, while scoring four times and passing for another four scores as a running back, wide receiver and quarterback ... A three-star recruit with a scout grade of 72 by ESPN ... A two-star recruit by both *Rivals.com* and *Scout.com* ... *247Sports.com* gave him an 85 and ranked him as the 78th-best safety in the country ... Hit .341 in 2012 for the Marauders with 22 runs, 16 RBIs and 10 stolen bases ... A two-time first-team all-league pick in baseball and team captain in 2012.
- **Personal:** Phillip Anthony Lomax III was born Dec. 5, 1994, in San Diego, Calif. ... Son of Phillip and Jamie Lomax ... Picked SDSU over Arizona State, Oregon State and Washington State, and also had interest from Cincinnati, Oregon, Tennessee, UCLA, USC and Washington ... Is majoring in criminal justice.

Lomax's Career Statistics

| Season | GP | GS | UA | A | TT | TFL | Sk | Int. | PBU | FF | FR |
|---------------|-----------|-----------|-----------|-----------|-----------|------------|------------|----------|----------|----------|----------|
| 2014 | 12 | 11 | 38 | 25 | 63 | 3.0 | 1.0 | 0 | 3 | 0 | 2 |
| 2015 | 5 | 2 | 6 | 3 | 9 | 1.0 | 0.0 | 0 | 0 | 0 | 1 |
| 2016 | 9 | 9 | 10 | 8 | 18 | 1.5 | 0.0 | 1 | 4 | 0 | 0 |
| Career | 26 | 22 | 54 | 36 | 90 | 5.5 | 1.0 | 1 | 7 | 0 | 3 |

Career Highs: Tackles: 11 at Oregon State (9/21/14); Tackles For Loss: 1.0, five times; Sacks: 1.0 vs. UNLV (9/27/14); Interceptions: 1 at Northern Illinois (9/17/16); Pass Breakups: 2 vs. Hawai'i (11/5/16); Fumble Recoveries: 1 at Colorado State (10/31/15), vs. Air Force

(11/21/14), at Fresno State (10/3/14).

2016 Highs: Tackles: 4 vs. California (9/10/16); Tackles For Loss: 1.0 vs. San José State (10/21/16); Interceptions: 1 at Northern Illinois (9/17/16); Pass Breakups: 2 vs. Hawai'i (11/5/16).

Lomax's Career Game-by-Game

| Date | Opponent | GP | GS | UA | A | TT | TFL | Sk. | Int. | PBU | FF | FR |
|---------|-----------------------|--------------------------------|----|----------|----------|-----------|------------|------------|----------|----------|----|----------|
| A.30.14 | Northern Arizona | 1 | 1 | 4 | 2 | 6 | 0.0 | 0.0 | 0 | 0 | 0 | 0 |
| S.6.14 | at 21/23 No. Carolina | 1 | 1 | 7 | 3 | 10 | 0.0 | 0.0 | 0 | 0 | 0 | 0 |
| S.20.14 | at Oregon State | 1 | 1 | 6 | 5 | 11 | 0.0 | 0.0 | 0 | 0 | 0 | 0 |
| S.27.14 | UNLV* | 1 | 1 | 4 | 1 | 5 | 1.0 | 1.0 | 0 | 0 | 0 | 0 |
| O.3.14 | at Fresno State* | 1 | 1 | 2 | 2 | 4 | 1.0 | 0.0 | 0 | 0 | 0 | 1 |
| O.10.14 | at New Mexico* | 1 | 1 | 3 | 0 | 3 | 1.0 | 0.0 | 0 | 1 | 0 | 0 |
| O.18.14 | Hawai'i* | 1 | 1 | 2 | 1 | 3 | 0.0 | 0.0 | 0 | 0 | 0 | 0 |
| N.1.14 | at Nevada* | 1 | 1 | 3 | 2 | 5 | 0.0 | 0.0 | 0 | 0 | 0 | 0 |
| N.8.14 | Idaho | 1 | 1 | 3 | 3 | 6 | 0.0 | 0.0 | 0 | 1 | 0 | 0 |
| N.15.14 | at Boise State* | 1 | 1 | 3 | 3 | 6 | 0.0 | 0.0 | 0 | 0 | 0 | 0 |
| N.21.14 | Air Force* | 1 | 0 | 0 | 0 | 0 | 0.0 | 0.0 | 0 | 0 | 0 | 1 |
| N.29.14 | San José State* | 1 | 1 | 1 | 3 | 4 | 0.0 | 0.0 | 0 | 1 | 0 | 0 |
| D.23.14 | Navy# | --- Did Not Play --- | | | | | | | | | | |
| S.5.15 | San Diego | 1 | 1 | 2 | 1 | 3 | 1.0 | 0.0 | 0 | 0 | 0 | 0 |
| S.12.15 | at California | --- Did Not Play - Injured --- | | | | | | | | | | |
| S.19.15 | South Alabama | --- Did Not Play - Injured --- | | | | | | | | | | |
| S.26.15 | at Penn State | --- Did Not Play - Injured --- | | | | | | | | | | |
| O.3.15 | Fresno State* | --- Did Not Play - Injured --- | | | | | | | | | | |
| O.10.15 | at Hawai'i* | --- Did Not Play - Injured --- | | | | | | | | | | |
| O.17.15 | at San José State* | --- Did Not Play - Injured --- | | | | | | | | | | |
| O.23.15 | Utah State* | 1 | 0 | 0 | 0 | 0 | 0.0 | 0.0 | 0 | 0 | 0 | 0 |
| O.31.15 | at Colorado State* | 1 | 0 | 0 | 1 | 1 | 0.0 | 0.0 | 0 | 0 | 0 | 1 |
| N.14.15 | Wyoming* | --- Did Not Play --- | | | | | | | | | | |
| N.21.15 | at UNLV* | 1 | 0 | 0 | 0 | 0 | 0.0 | 0.0 | 0 | 0 | 0 | 0 |
| N.28.15 | Nevada* | 1 | 0 | 4 | 1 | 5 | 0.0 | 0.0 | 0 | 0 | 0 | 0 |
| D.5.15 | Air Force`` | --- Did Not Play --- | | | | | | | | | | |
| D.24.15 | vs. Cincinnati% | --- Did Not Play --- | | | | | | | | | | |
| S.3.16 | New Hampshire | 1 | 1 | 0 | 0 | 0 | 0.0 | 0.0 | 0 | 0 | 0 | 0 |
| S.10.16 | California | 1 | 1 | 2 | 2 | 4 | 0.0 | 0.0 | 0 | 0 | 0 | 0 |
| S.17.16 | at Northern Illinois | 1 | 1 | 2 | 0 | 2 | 0.0 | 0.0 | 1 | 0 | 0 | 0 |
| O.1.16 | at South Alabama | 1 | 1 | 1 | 2 | 3 | 0.0 | 0.0 | 0 | 1 | 0 | 0 |
| O.8.16 | UNLV* | 1 | 1 | 0 | 1 | 1 | 0.0 | 0.0 | 0 | 0 | 0 | 0 |
| O.14.16 | at Fresno State* | 1 | 1 | 2 | 1 | 3 | 0.0 | 0.0 | 0 | 0 | 0 | 0 |
| O.21.16 | San José State* | 1 | 1 | 1 | 0 | 1 | 1.0 | 0.0 | 0 | 1 | 0 | 0 |
| O.28.16 | at Utah State* | 1 | 1 | 1 | 2 | 3 | 0.5 | 0.0 | 0 | 0 | 0 | 0 |
| N.5.16 | Hawai'i* | 1 | 1 | 1 | 0 | 1 | 0.0 | 0.0 | 0 | 2 | 0 | 0 |

*Bold indicates season high. * - Mountain West game. # - 2014 San Diego County Credit Union Poinsettia Bowl (Qualcomm Stadium; San Diego, Calif.). `` - 2015 Sports Authority Mountain West Championship (Qualcomm Stadium; San Diego, Calif.). % - 2015 Hawai'i Bowl (Aloha Stadium; Honolulu, Hawaii).*

#21 NA'IM MCGEE (NYE-eem)

Aztec • Senior • 6-0 • 200 • Oakland, Calif. • Diablo Valley College

- **At San Diego State:** A Diablo Valley College transfer who joined SDSU in January 2014 for the spring campaign ... Finished the spring drills as the starter at the Aztec spot in Rocky Long's 3-3-5 defense, replacing three-year starter and current New York Giant Nat Berhe, where he has remained ever since ... Has led the team in tackles seven times over his career (in just 31 games) ... Will miss the rest of the season, however, with an injury to his foot in the fifth game of the season against UNLV.
- **2016 (Senior):** Has been named a "SDSU Player to Watch" by *Lindy's Sports* ... Started the first five games on the season before injuring a foot missing the rest of the year ... Had 20 tackles (nine solo) with an interception and a fumble recovery ... **vs. New Hampshire (Sept. 3)** ... Started once again against New Hampshire, making two tackles and an interception ... The interception - the first of his career - led to a Rashaad Penny rushing touchdown, the final score of the game ... **vs. California (Sept. 10)** ... Started again vs. California, where he had seven tackles (five solo) and his first career fumble recovery ... The fumble recovery led

to a Rashaad Penny touchdown catch from Christian Chapman, giving the Aztecs a 7-0 lead ... **at Northern Illinois (Sept. 17)** ... Came up with three tackles at Northern Illinois before exiting the game in the second quarter with a stinger ... **at South Alabama (Oct. 1)** ... Registered eight tackles (two solo) at South Alabama ... The eight stops were tied with teammate Austin-Wyatt Thayer for the second most in the game of either team, only trailing teammate Calvin Munson's nine tackles ... **vs. UNLV (Oct. 8)** ... Started again vs. UNLV, but left early with a foot injury and will be sidelined for the rest of the season ... **at Fresno State (Oct. 14)** ... Did not travel to Fresno State because of the foot injury ... **vs. San José State (Oct. 21)** ... Was on the sideline in crutches for the game against San José State ... **at Utah State (Oct. 28)** ... Did not travel to Utah State ... **vs. Hawai'i (Nov. 5)** ... Also did not play vs. Hawai'i.

- **2015 (Junior):** Had 81 tackles (45 solo) on the season in 13 starts and 14 games overall to go along with 4.5 tackles for loss, a sack and seven pass breakups ... The 81 tackles ranked second on the team, while the seven pass breakups tied for third ... Made the start in the opener vs. San Diego, recording six tackles (all solo) and adding a pass breakup ... The six solo stops tied teammate Jake Fely for the most in the game among either team ... Made seven tackles with a PBU in another start at California ... Set a career high with 11 tackles vs. South Alabama, including a 3-yard tackle for loss ... The 11 tackles tied Damontae Kazee and Malik Smith for the most in the game ... Came up with a solo stop in another start at Penn State ... Had a solo tackle in a start vs. Fresno State ... Recorded six tackles (five solo) with a PBU at Hawai'i ... Made five stops at San José State ... Led the team with 10 tackles (five solo) against Utah State ... The 10 stops tied for the most in the game from either team ... Registered seven stops with a career-high two pass breakups and a tackle for loss at Colorado State ... The seven tackles tied for the second most on the team ... Made five tackles (three solo) vs. Wyoming with a 4-yard sack (and tackle for loss) ... It was the first sack of his career ... Came up with two stops (one solo) and a pass breakup before he was ejected from the game early in the second half with a targeting penalty ... Made one tackle (and 0.5 TFL) in the second half against Nevada after having to miss the first half with a previous targeting penalty ... Came up with a team-high and game-high-tying 10 tackles, including a 3-yard tackle for loss ... Was named the game's defensive most valuable player ... Had nine tackles, including eight solo, in the Hawai'i Bowl game vs. Cincinnati ... The nine stops tied Kyle Kelley and Kameron Kelly for the most on the team.
- **2014 (Sophomore):** Played in his first 12 career Division I games, starting the first nine, the regular season finale vs. San José State and the Poinsettia Bowl vs. Navy, only missing the Boise State contest with an injury ... Had 63 tackles (41 solo) on the season with a tackle for loss for a total of four yards, two quarterback hurries and a pass breakup ... The 63 stops ranked in a tie for third on the team, while the 41 solos were fourth, despite missing one game ... Made five tackles, including three of the solo variety, in the opener vs. Northern Arizona ... It was his first collegiate start and game played at the Division I level ... Also added a 4-yard TFL ... Came up with seven tackles (five solo) at No. 21/23 North Carolina, which tied J.J. Whitaker for second on the team ... Made four tackles (three solo) in a third straight start at Oregon State ... Had three tackles (two solo) in another start vs. UNLV ... Made four stops (three solo) in his fifth consecutive start at Fresno State ... Had six stops (two solo) in another start at New Mexico ... The six tackles were tied for the third most on the team ... Had a team-high eight tackles (five solo) in a seventh straight start against Hawai'i ... Recorded six tackles (five solo) to tie for the team lead at Nevada ... Had a career-high nine tackles (four solo) against Idaho ... The nine tackles tied Josh Gavert for the team lead and ranked in a tie for second in the game ... Also added his second quarterback hurry of the year ... Missed his first career game at SDSU vs. Boise State after sustaining a stinger vs. Idaho ... Recorded three tackles (two solo) in his first game off the bench vs. Air Force ... Returned to the starting lineup vs. San José State, where he had three tackles (two solo) ... Started the Poinsettia Bowl vs. Navy, recording five tackles (all solo) and his first career PBU.
- **2013 (At Diablo Valley College):** A first-team all-conference selection in his lone season at Diablo Valley College ... Had 32 tackles (20 solos), four interceptions and a fumble recovery for a touchdown ... Was recruited by Brigham Young, Nevada, San José State and Wyoming out of DVC.
- **High School:** Twice earned All-America honors at Saint Mary's High, where he won three letters ... Was also named all-state and all-area ... Was an all-Tri-City Athletic League selection and Defensive Player of the Year ... Led the team in tackles in two consecutive seasons as a free safety at St. Mary's High ... Was inducted into the Stockton (Calif.) Athletic Hall of Fame ... Was a three-star recruit by *Rivals.com* and a two-star recruit by *247sports.com* ... Received a grade of 77 by 247sports ... Also lettered in basketball in high school.
- **Personal:** Na'im McGee was born April 22, 1995, in Oakland, Calif. ... Son of Danita McGee ... Chose San Diego State over Nevada, San José State and Wyoming ... Is majoring in criminal

justice.

McGee's Career Statistics

| Season | GP | GS | UA | A | TT | TFL | Sk | Int. | PBU | FF | FR |
|---------------|-----------|-----------|-----------|-----------|------------|------------|------------|----------|----------|----------|----------|
| 2014 | 12 | 11 | 41 | 22 | 63 | 1.0 | 0.0 | 0 | 1 | 0 | 0 |
| 2015 | 14 | 13 | 45 | 36 | 81 | 4.5 | 1.0 | 0 | 7 | 0 | 0 |
| 2016 | 5 | 5 | 9 | 11 | 20 | 0.0 | 0.0 | 1 | 0 | 0 | 1 |
| Career | 31 | 29 | 95 | 69 | 164 | 5.5 | 1.0 | 1 | 8 | 0 | 1 |

Career Highs: Tackles: 11 vs. South Alabama (9/19/15); Tackles For Loss: 1.0, five times; Sacks: 1.0 vs. Wyoming (11/14/15); Interceptions: 1 vs. New Hampshire (9/3/16); Pass Breakups: 2 at Colorado State (10/31/15); Fumble Recoveries: 1 vs. California (9/10/16).

2016 Highs: Tackles: 8 at South Alabama (10/1/16); Interceptions: 1 vs. New Hampshire (9/3/16); Fumble Recoveries: 1 vs. California (9/10/16).

McGee's Career Game-by-Game

| Date | Opponent | GP | GS | UA | A | TT | TFL | Sk. | Int. | PBU | FF | FR |
|---------|-----------------------|--------------------------------|----|----|---|----|-----|-----|------|-----|----|----|
| A.30.14 | Northern Arizona | 1 | 1 | 3 | 2 | 6 | 1.0 | 0.0 | 0 | 0 | 0 | 0 |
| S.6.14 | at 21/23 No. Carolina | 1 | 1 | 5 | 2 | 7 | 0.0 | 0.0 | 0 | 0 | 0 | 0 |
| S.20.14 | at Oregon State | 1 | 1 | 3 | 1 | 4 | 0.0 | 0.0 | 0 | 0 | 0 | 0 |
| S.27.14 | UNLV* | 1 | 1 | 2 | 1 | 3 | 0.0 | 0.0 | 0 | 0 | 0 | 0 |
| O.3.14 | at Fresno State* | 1 | 1 | 3 | 1 | 4 | 0.0 | 0.0 | 0 | 0 | 0 | 0 |
| O.10.14 | at New Mexico* | 1 | 1 | 2 | 4 | 6 | 0.0 | 0.0 | 0 | 0 | 0 | 0 |
| O.18.14 | Hawai'i* | 1 | 1 | 5 | 3 | 8 | 0.0 | 0.0 | 0 | 0 | 0 | 0 |
| N.1.14 | at Nevada* | 1 | 1 | 5 | 1 | 6 | 0.0 | 0.0 | 0 | 0 | 0 | 0 |
| N.8.14 | Idaho | 1 | 1 | 4 | 5 | 9 | 0.0 | 0.0 | 0 | 0 | 0 | 0 |
| N.15.14 | at Boise State* | --- Did Not Play --- | | | | | | | | | | |
| N.21.14 | Air Force* | 1 | 0 | 2 | 1 | 3 | 0.0 | 0.0 | 0 | 0 | 0 | 0 |
| N.29.14 | San José State* | 1 | 1 | 2 | 1 | 3 | 0.0 | 0.0 | 0 | 0 | 0 | 0 |
| D.23.14 | Navy# | 1 | 1 | 5 | 0 | 5 | 0.0 | 0.0 | 0 | 1 | 0 | 0 |
| S.5.15 | San Diego | 1 | 1 | 6 | 0 | 6 | 0.0 | 0.0 | 0 | 1 | 0 | 0 |
| S.12.15 | at California | 1 | 1 | 3 | 4 | 7 | 0.0 | 0.0 | 0 | 1 | 0 | 0 |
| S.19.15 | South Alabama | 1 | 1 | 3 | 8 | 11 | 1.0 | 0.0 | 0 | 1 | 0 | 0 |
| S.26.15 | at Penn State | 1 | 1 | 1 | 0 | 1 | 0.0 | 0.0 | 0 | 0 | 0 | 0 |
| O.3.15 | Fresno State* | 1 | 1 | 1 | 0 | 1 | 0.0 | 0.0 | 0 | 0 | 0 | 0 |
| O.10.15 | at Hawai'i* | 1 | 1 | 5 | 1 | 6 | 0.0 | 0.0 | 0 | 1 | 0 | 0 |
| O.17.15 | at San José State* | 1 | 1 | 1 | 4 | 5 | 0.0 | 0.0 | 0 | 0 | 0 | 0 |
| O.23.15 | Utah State* | 1 | 1 | 5 | 5 | 10 | 0.0 | 0.0 | 0 | 0 | 0 | 0 |
| O.31.15 | at Colorado State* | 1 | 1 | 3 | 4 | 7 | 1.0 | 0.0 | 0 | 2 | 0 | 0 |
| N.14.15 | Wyoming* | 1 | 1 | 3 | 2 | 5 | 1.0 | 1.0 | 0 | 0 | 0 | 0 |
| N.21.15 | at UNLV* | 1 | 1 | 1 | 1 | 2 | 0.0 | 0.0 | 0 | 1 | 0 | 0 |
| N.28.15 | Nevada* | 1 | 0 | 0 | 1 | 1 | 0.5 | 0.0 | 0 | 0 | 0 | 0 |
| D.5.15 | Air Force`` | 1 | 1 | 5 | 5 | 10 | 1.0 | 0.0 | 0 | 0 | 0 | 0 |
| D.24.15 | vs. Cincinnati% | 1 | 1 | 8 | 1 | 9 | 0.0 | 0.0 | 0 | 0 | 0 | 0 |
| S.3.16 | New Hampshire | 1 | 1 | 1 | 1 | 2 | 0.0 | 0.0 | 1 | 0 | 0 | 0 |
| S.10.16 | California | 1 | 1 | 5 | 2 | 7 | 0.0 | 0.0 | 0 | 0 | 0 | 1 |
| S.17.16 | at Northern Illinois | 1 | 1 | 1 | 2 | 3 | 0.0 | 0.0 | 0 | 0 | 0 | 0 |
| O.1.16 | at South Alabama | 1 | 1 | 2 | 6 | 8 | 0.0 | 0.0 | 0 | 0 | 0 | 0 |
| O.8.16 | UNLV* | 1 | 1 | 0 | 0 | 0 | 0.0 | 0.0 | 0 | 0 | 0 | 0 |
| O.14.16 | at Fresno State* | --- Did Not Play - Injured --- | | | | | | | | | | |
| O.21.16 | San José State* | --- Did Not Play - Injured --- | | | | | | | | | | |
| O.28.16 | at Utah State* | --- Did Not Play - Injured --- | | | | | | | | | | |
| N.5.16 | Hawai'i* | --- Did Not Play - Injured --- | | | | | | | | | | |

*Bold indicates season high. * - Mountain West game. # - 2014 San Diego County Credit Union Poinsettia Bowl (Qualcomm Stadium; San Diego, Calif.). `` - 2015 Sports Authority Mountain West Championship (Qualcomm Stadium; San Diego, Calif.). % - 2015 Hawai'i Bowl (Aloha Stadium; Honolulu, Hawaii).*

#75 KWAYDE MILLER (KWAYD)

Offensive Tackle • Senior • 6-7 • 310 • Ramona, Calif. • Ramona HS

• **At San Diego State:** Big, tall lineman who took over the blindside spot at left tackle in 2015 after backing up two-time all-Mountain West pick and 2015 NFL fourth-round draftee Terry Poole ... Has played in 26 career games with 23 starts ... Is currently playing with a broken hand.

• **2016 (Senior):** Has been named a preseason third-team all-Mountain West selection by both *Phil Steele's 2016 College Football Preview* and *Athlon Sports* ... Started the opener vs. New Hampshire for the 15th consecutive game ... Also started vs. California, and again at Northern Illinois, at South Alabama, vs. UNLV, at Fresno State, against San José State, at Utah State and against Hawai'i.

• **2015 (Junior):** Started all 14 games at left tackle ... Was one of three Aztecs to make their first start on the offensive line ... Started the opener vs. San Diego for the first time of his career, playing every snap at left tackle ... Also started at California, vs. South Alabama, at Penn State, vs. Fresno State, at Hawai'i, at San José State, against Utah State, at Colorado State, vs. Wyoming, at UNLV, against Nevada, vs. Air Force in the Mountain West Championship game and against Cincinnati in the Hawai'i Bowl.

• **2014 (Sophomore):** Played in three games during his sophomore campaign ... Made his first collegiate appearance in the opener vs. Northern Arizona ... Also played in conference games at Fresno State and vs. San José State.

• **2013 (Freshman):** Did not play during his freshman season.

• **2012 (Redshirt):** Redshirted his first season with the Aztecs.

• **High School:** Former tight end who switched to offensive lineman during his junior year ... Named to the 2011 *Cal-Hi Sports* all-state football team ... Three-star offensive lineman by *Rivals.com* and *Scout.com* and *ESPN.com* ... Ranked No. 70 among the 2012 ESPNU top California recruits list ... Earned a Scouts, Inc. grade of 77.

• **Personal:** Born Dec. 11, 1993, in Ramona, Calif. ... Son of Karl and Kristie Miller ... Also played basketball and was on the track & field team at Ramona High ... Had offers from Wisconsin, Oregon, Oregon State, Washington State, UNLV and Colorado State ... Majoring in social science.

Miller's Career Statistics

| Season | GP | GS |
|---------------|-----------|-----------|
| 2014 | 3 | 0 |
| 2015 | 14 | 14 |
| 2016 | 9 | 9 |
| Career | 26 | 23 |

Miller's Career Game-by-Game

| Date | Opponent | GP | GS/POS |
|---------|-----------------------|----|-------------|
| A.30.14 | Northern Arizona | 1 | |
| S.6.14 | at 21/23 No. Carolina | | --- DNP --- |
| S.20.14 | at Oregon State | | --- DNP --- |
| S.27.14 | UNLV* | | --- DNP --- |
| O.3.14 | at Fresno State* | 1 | |
| O.10.14 | at New Mexico* | | --- DNP --- |
| O.18.14 | Hawai'i* | | --- DNP --- |
| N.1.14 | at Nevada* | | --- DNP --- |
| N.8.14 | Idaho | | --- DNP --- |
| N.15.14 | at Boise State* | | --- DNP --- |
| N.21.14 | at Air Force* | | --- DNP --- |
| N.29.14 | San José State* | 1 | |
| D.21.14 | Navy# | | --- DNP --- |
| S.5.15 | San Diego | 1 | LT |
| S.12.15 | at California | 1 | LT |
| S.19.15 | South Alabama | 1 | LT |
| S.26.15 | at Penn State | 1 | LT |
| O.3.15 | Fresno State* | 1 | LT |
| O.10.15 | at Hawai'i* | 1 | LT |
| O.17.15 | at San José State* | 1 | LT |
| O.23.15 | Utah State* | 1 | LT |
| O.31.15 | at Colorado State* | 1 | LT |
| N.14.15 | Wyoming* | 1 | LT |
| N.21.15 | at UNLV* | 1 | LT |
| N.28.15 | Nevada* | 1 | LT |
| D.5.15 | Air Force`` | 1 | LT |
| D.24.15 | vs. Cincinnati% | 1 | LT |
| S.3.16 | New Hampshire | 1 | LT |
| S.10.16 | California | 1 | LT |
| S.17.16 | at Northern Illinois | 1 | LT |

| | | | |
|---------|------------------|---|----|
| 0.1.16 | at South Alabama | 1 | LT |
| 0.8.16 | UNLV* | 1 | LT |
| 0.14.16 | at Fresno State* | 1 | LT |
| 0.21.16 | San José State* | 1 | LT |
| 0.28.16 | at Utah State* | 1 | LT |
| N.5.16 | Hawai'i* | 1 | LT |

* - Mountain West game. ^ - 2014 San Diego County Credit Union Poinsettia Bowl (Qualcomm Stadium; San Diego, Calif.). ^^ - 2015 Sports Authority Mountain West Championship (Qualcomm Stadium; San Diego, Calif.). % - 2015 Hawai'i Bowl (Aloha Stadium; Honolulu, Hawaii).

#22 KALAN MONTGOMERY (KAY-len)
Cornerback • Junior • 6-1 • 185 • Compton, Calif. • Dominguez High

- **At San Diego State:** Big cornerback who has gradually seen more playing time as his career as worn on ... Is listed as the backup to Damontae Kazee at right cornerback.
- **2016 (Junior):** Has played in all nine games this season with two starts ... Has 18 tackles (13 solo) with two pass breakups ... **vs. New Hampshire (Sept. 3)** ... Made one solo tackle in a reserve role against New Hampshire in the opener ... **vs. California (Sept. 10)** ... Had an assisted stop against California ... **at Northern Illinois (Sept. 17)** ... Did not record a stat at Northern Illinois ... **at South Alabama (Oct. 1)** ... Also logged statless time at South Alabama ... **vs. UNLV (Oct. 8)** ... Had the final tackle of the game against UNLV ... **at Fresno State (Oct. 14)** ... Registered an assisted stop at Fresno State ... **vs. San José State (Oct. 21)** ... Had a big game in his first career start against San José State, making a career and team-high seven tackles (six solo) and adding a career-best two pass breakups ... **at Utah State (Oct. 28)** ... Came up with five stops (three solo), tied for the second most on the team, in a second straight start at Utah State ... **vs. Hawai'i (Nov. 5)** ... Registered two solo stops in late action against Hawai'i, nursing a sore leg.
- **2015 (Sophomore):** Played in the team's only 14 games in a reserve role ... Had nine tackles (six solo) and a pass breakup ... Came up with two tackles (both solo) vs. San Diego in the 2015 opener ... The two stops tied a career high ... Logged statless time at California ... Came up with his first career pass breakup against South Alabama ... Logged snaps in the backfield and on special teams at Penn State and Fresno State, but did not record a stat ... Came up with two unassisted stops in a reserve role at Hawai'i ... Did not make the stat sheet off the bench at San José State, against Utah State, at Colorado State and vs. Wyoming ... Had a solo stop at UNLV ... Registered two tackles (both solo) vs. Nevada ... Played statless time against Air Force in the MW Championship game ... Had a pair of tackles (one solo) vs. Cincinnati in the Hawai'i Bowl.
- **2014 (Freshman):** Played in all 13 games off the bench during his freshman season, mostly on special teams ... Recorded four tackles, including three solo stops ... Saw his first collegiate action in the opener vs. Northern Arizona without recording a stat ... Also played statless time at No. 21/23 North Carolina, at Oregon State, vs. UNLV, at Fresno State, at New Mexico, vs. Hawai'i, at Nevada, vs. Idaho and at Boise State ... Recorded his first two tackles (and solo stops) vs. Air Force ... Had a solo tackle vs. San José State ... Finished with a solo stop vs. Navy in the Poinsettia Bowl.
- **2013 (Redshirt):** Redshirted as a true freshman, where he was named SDSU's Special Teams Scout Player of the Year.
- **High School:** A defensive back, who played his prep ball at Dominguez High School with fellow Aztec Malik Smith ... As a senior was named a first-team all-CIF pick, first-team all-league, first-team Press-Telegram and first-team all-Long Beach Dream Team ... Helped the Dons capture two league championships ... Three-star recruit by *Rivals.com*, *Scout.com* and ESPN ... *Scout.com* ranked him as No. 89 in the country among cornerbacks, while ESPN had him 96th ... *247Sports.com* ranked him at No. 80 ... Also an all-league performer in track & field.
- **Personal:** Kalan Emani Montgomery was born April 11, 1995, in Carson, Calif. ... Son of Charlean Ward ... Received offers from Arizona, Hawai'i and Nevada, and drew interest from Colorado, Oregon State, UCLA and Washington State, among others ... Is majoring in social science.

Montgomery's Career Statistics

| Season | GP | GS | UA | A | TT | TFL | Sk | Int. | PBU | FF | FR |
|---------------|-----------|----------|-----------|----------|-----------|------------|------------|----------|----------|----------|----------|
| 2014 | 13 | 0 | 3 | 1 | 4 | 0.0 | 0.0 | 0 | 0 | 0 | 0 |
| 2015 | 14 | 0 | 6 | 3 | 9 | 0.0 | 0.0 | 0 | 1 | 0 | 0 |
| 2016 | 9 | 2 | 13 | 5 | 18 | 0.0 | 0.0 | 0 | 2 | 0 | 0 |
| Career | 36 | 2 | 22 | 9 | 31 | 0.0 | 0.0 | 0 | 2 | 0 | 0 |

Career/2016 Highs: Tackles: 7 vs. San José State (10/21/16); Pass Breakups: 2 vs. San José State (10/21/16).

Montgomery's Career Game-by-Game

| Date | Opponent | GP | GS | UA | A | TT | TFL | Sk. | Int. | PBU | FF | FR |
|---------|-----------------------|----|----|----|---|----|-----|-----|------|-----|----|----|
| A.30.14 | Northern Arizona | 1 | 0 | 0 | 0 | 0 | 0.0 | 0.0 | 0 | 0 | 0 | 0 |
| S.6.14 | at 21/23 No. Carolina | 1 | 0 | 0 | 0 | 0 | 0.0 | 0.0 | 0 | 0 | 0 | 0 |
| S.20.14 | at Oregon State | 1 | 0 | 0 | 0 | 0 | 0.0 | 0.0 | 0 | 0 | 0 | 0 |
| S.27.14 | UNLV* | 1 | 0 | 0 | 0 | 0 | 0.0 | 0.0 | 0 | 0 | 0 | 0 |
| 0.3.14 | at Fresno State* | 1 | 0 | 0 | 0 | 0 | 0.0 | 0.0 | 0 | 0 | 0 | 0 |
| 0.10.14 | at New Mexico* | 1 | 0 | 0 | 0 | 0 | 0.0 | 0.0 | 0 | 0 | 0 | 0 |
| 0.18.14 | Hawai'i* | 1 | 0 | 0 | 0 | 0 | 0.0 | 0.0 | 0 | 0 | 0 | 0 |
| N.1.14 | at Nevada* | 1 | 0 | 0 | 0 | 0 | 0.0 | 0.0 | 0 | 0 | 0 | 0 |
| N.8.14 | Idaho | 1 | 0 | 0 | 0 | 0 | 0.0 | 0.0 | 0 | 0 | 0 | 0 |
| N.15.14 | at Boise State* | 1 | 0 | 0 | 0 | 0 | 0.0 | 0.0 | 0 | 0 | 0 | 0 |
| N.21.14 | Air Force* | 1 | 0 | 2 | 0 | 2 | 0.0 | 0.0 | 0 | 0 | 0 | 0 |
| N.29.14 | San José State* | 1 | 0 | 0 | 1 | 1 | 0.0 | 0.0 | 0 | 0 | 0 | 0 |
| D.23.14 | Navy# | 1 | 0 | 1 | 0 | 1 | 0.0 | 0.0 | 0 | 0 | 0 | 0 |
| S.5.15 | San Diego | 1 | 0 | 2 | 0 | 2 | 0.0 | 0.0 | 0 | 0 | 0 | 0 |
| S.12.15 | at California | 1 | 0 | 0 | 0 | 0 | 0.0 | 0.0 | 0 | 0 | 0 | 0 |
| S.19.15 | South Alabama | 1 | 0 | 0 | 0 | 0 | 0.0 | 0.0 | 0 | 1 | 0 | 0 |
| S.26.15 | at Penn State | 1 | 0 | 0 | 0 | 0 | 0.0 | 0.0 | 0 | 0 | 0 | 0 |
| 0.3.15 | Fresno State* | 1 | 0 | 0 | 0 | 0 | 0.0 | 0.0 | 0 | 0 | 0 | 0 |
| 0.10.15 | at Hawai'i | 1 | 0 | 0 | 2 | 2 | 0.0 | 0.0 | 0 | 0 | 0 | 0 |
| 0.17.15 | at San José State* | 1 | 0 | 0 | 0 | 0 | 0.0 | 0.0 | 0 | 0 | 0 | 0 |
| 0.23.15 | Utah State* | 1 | 0 | 0 | 0 | 0 | 0.0 | 0.0 | 0 | 0 | 0 | 0 |
| 0.31.15 | at Colorado State* | 1 | 0 | 0 | 0 | 0 | 0.0 | 0.0 | 0 | 0 | 0 | 0 |
| N.14.15 | Wyoming* | 1 | 0 | 0 | 0 | 0 | 0.0 | 0.0 | 0 | 0 | 0 | 0 |
| N.21.15 | at UNLV* | 1 | 0 | 1 | 0 | 1 | 0.0 | 0.0 | 0 | 0 | 0 | 0 |
| N.28.15 | Nevada* | 1 | 0 | 2 | 0 | 2 | 0.0 | 0.0 | 0 | 0 | 0 | 0 |
| D.5.15 | Air Force`` | 1 | 0 | 0 | 0 | 0 | 0.0 | 0.0 | 0 | 0 | 0 | 0 |
| D.24.15 | vs. Cincinnati% | 1 | 0 | 1 | 1 | 2 | 0.0 | 0.0 | 0 | 0 | 0 | 0 |
| S.3.16 | New Hampshire | 1 | 0 | 1 | 0 | 1 | 0.0 | 0.0 | 0 | 0 | 0 | 0 |
| S.10.16 | California | 1 | 0 | 0 | 1 | 1 | 0.0 | 0.0 | 0 | 0 | 0 | 0 |
| S.17.16 | at Northern Illinois | 1 | 0 | 0 | 0 | 0 | 0.0 | 0.0 | 0 | 0 | 0 | 0 |
| 0.1.16 | at South Alabama | 1 | 0 | 0 | 0 | 0 | 0.0 | 0.0 | 0 | 0 | 0 | 0 |
| 0.8.16 | UNLV* | 1 | 0 | 1 | 0 | 1 | 0.0 | 0.0 | 0 | 0 | 0 | 0 |
| 0.14.16 | at Fresno State* | 1 | 0 | 0 | 1 | 1 | 0.0 | 0.0 | 0 | 0 | 0 | 0 |
| 0.21.16 | San José State* | 1 | 1 | 5 | 2 | 7 | 0.0 | 0.0 | 0 | 2 | 0 | 0 |
| 0.28.16 | at Utah State* | 1 | 1 | 3 | 2 | 5 | 0.0 | 0.0 | 0 | 0 | 0 | 0 |
| N.5.16 | Hawai'i* | 1 | 1 | 2 | 0 | 2 | 0.0 | 0.0 | 0 | 0 | 0 | 0 |

Bold indicates season high. * - Mountain West game. # - 2014 San Diego County Credit Union Poinsettia Bowl (Qualcomm Stadium; San Diego, Calif.). `` - 2015 Sports Authority Mountain West Championship (Qualcomm Stadium; San Diego, Calif.). % - 2015 Hawai'i Bowl (Aloha Stadium; Honolulu, Hawaii).

#54 CALVIN MUNSON

Linebacker • Senior • 6-1 • 240 • St. Charles, Mo. • Francis Howell HS

- **At San Diego State:** A defensive player-of-the-year candidate, who is one of the top defensive players on the West Coast ... Is a big, strong tackler ... Seems to always be in the right position to make the big play ... Worked his way up from special teams to seeing time at middle linebacker as a true freshman in 2013 ... Started all 36 games at outside linebacker since 2014 ... Was drafted with the 935th overall pick in the 31st round of the 2013 MLB Draft by the St. Louis Cardinals ... Also pitched for the Mountain West Championship Aztec baseball team in 2015 ... Has led the Aztecs in tackles 15 times over his career, including six of the nine games this year ... Has six interceptions for his career, including three for a touchdown ... The three interceptions returned for a touchdown are tied with Ricky Parker (1993-96) for the most in program history and tied for the third most in FBS history among linebackers ... Is also fifth all-time at SDSU with 232 interception yards ... Has eight career games with at least 10 tackles, including three times this year.
- **2016 (Senior):** Has racked up numerous preseason accolades, including being named to the Bronko Nagurski Trophy Watch List (national defensive player of the year), Bednarik Award Watch List (collegiate defensive player of the year), the Butkus Award Watch List (top linebacker)

and the Lott IMPACT Trophy Watch List (integrity, maturity, performance, academics, community and tenacity) ... Has been selected as a quarterfinalist already for the Lott IMPACT Trophy ... Also has been named the Mountain West Defensive Player of the Year by *ESPN College Football 2016* ... Is a first-team all-league selection by the MW media, *Phil Steele's 2016 College Football Preview*, *ESPN College Football 2016*, *Sporting News*, *Lindy's Sports*, *Athlon Sports* and *USA Today's* Paul Myerberg ... Lindy's deemed him the "No. 7 on MW's Top-10 NFL Talent," the "MW's Best Pass Rusher" and a "SDSU Player to Watch" ... The Orlando Sentinel called him a "Top 25 MW Player to Watch," while Campus Insiders labeled him as the "No. 2 (ranked player) on Five Big-Time Players in MW who Deserve a Bigger Spotlight" ... Was deemed the "16th-Best Draft-Eligible Inside Linebacker" by Phil Steele and a "Top 25 MW Player to Watch" by *Orlando Sentinel's* Matt Murschel ... *Pro Football Focus* called him the fifth-best linebacker prospect for the NFL Draft ... Has a team-high 74 tackles (37 solo), more than double over the next two players combined (73) ... Also has a team-best-tying 11 quarterback hurries, to go along with 6.5 tackles for loss, 2.5 sacks and three pass breakups ... Ranks ninth in the MW (66th nationally) in tackles per game (8.22) ... Leads SDSU with 56 tackles on rushing plays ... **vs. New Hampshire (Sept. 3)** ... Had a game-high 11 tackles (seven solo) and two tackles for loss in the opener against New Hampshire ... **vs. California (Sept. 10)** ... Had a career-high 14 tackles (nine solo) to go with 1.5 tackles for loss and an 8-yard sack in a start vs. California ... Also tied teammate Alex Barrett with three quarterback hurries for the most in the game ... Was named the Lott IMPACT Player of the Week for his efforts ... **at Northern Illinois (Sept. 17)** ... Had nine tackles (five solo) and a game-high four quarterback hurries at Northern Illinois ... The nine stops ranked second on the team ... **at South Alabama (Oct. 1)** ... Had a game-high nine tackles, leading the team for the 12th time of his career (third time this season) ... Also had a 6-yard sack (and TFL) ... **vs. UNLV (Oct. 8)** ... Had five tackles (four solo) against UNLV, tied for the team lead ... Also had a tackle for loss, a pass breakup and a quarterback hurry ... **at Fresno State (Oct. 14)** ... Finished with 10 tackles at Fresno State, the 13th time of his career that he has led the team in tackles ... It was also his eighth career game with double-digit tackles (third time this year) ... **vs. San José State (Oct. 21)** ... Had three solo tackles, two pass breakups and a QBH against San José State ... **at Utah State (Oct. 28)** ... Registered five stops in a start at Utah State, including 0.5 sacks and a tackle for loss, while adding a quarterback hurry ... **vs. Hawai'i (Nov. 5)** ... Had a team-high eight tackles against Hawai'i, the sixth time this year he has led the team in tackles and 15th time of his career.

- **2015 (Junior):** Was named a first-team all-Mountain West selection by the league's coaches and media, the first Aztec linebacker to make the first team since Miles Burris in 2010 and 2011, and just the second since 2005 ... Shared the team's defensive player-of-the-year award with Damontae Kazee ... Was named a third-team All-American by *Phil Steele's Magazine* and was on the magazine's all-MW first team ... Was named a preseason second-team all-Mountain West pick by Phil Steele and *Athlon Sports* ... Also was chosen as the league's preseason defensive player of the year by David Fox of *Athlon Sports* ... Deemed a "SDSU Player to Watch" by *Lindy's Sports* ... Had a team-high 98 tackles on the season in 14 starts, along with team bests in tackles for loss (15.0), sacks (9.5) and fumble recoveries (2, tied) ... Also had two interceptions (both for touchdowns), two pass breakups, two forced fumbles and seven quarterback hurries ... His 98 tackles only trailed Nat Berhe (99 in 2013) for the most in the Rocky Long defensive coordinator era (since 2009) ... Tied for the most interceptions returned for a touchdown in Aztec single-season history (Leon McFadden - 2012, Tory Nixon - 1984) ... Ranked second in the MW in sacks per game (0.68 (36th in FBS)) and sixth in the league in tackle for loss per game (1.07) ... Led SDSU with 68 tackles on rushing plays ... Had a career outing vs. San Diego in the opener, recording 10 tackles, 1.5 tackles for loss, two interceptions returned for a touchdown, a fumble recovery and a quarterback hurry ... For his efforts, was named the Walter Camp FBS Defensive Player of the Week (the first by an Aztec in the award's history), the Lott IMPACT Player of the Week (also the first by an Aztec) and the MW Defensive Player of the Week ... The two interceptions returned for a touchdown - 19 and 67 yards - tied an NCAA single-game record for a linebacker, tied for the second most in a game among all players in NCAA history and were the most in a game in San Diego State history ... Since 1996, only 24 other players in FBS play have returned two interceptions for a touchdown in a game ... Became the seventh linebacker in FBS history with two interceptions returned for a touchdown in the same game ... The two interceptions were only eclipsed by teammate Damontae Kazee and West Virginia's Karl Joseph in FBS play (both had three) in the first week, while the 86 interception yards ranked second ... Also led the team in tackles for the fourth time of his career and recovered his first-ever fumble ... Came up with six tackles (one solo), 2.0 tackles for loss and 1.5 sacks in another start at California ... Recorded five tackles against South Alabama ... Made five tackles, including 1.5 tackles for loss, a 6-yard sack and a quarterback hurry at Penn State ... Had two stops with 0.5 TFL against Fresno State ... Matched his career high with

12 tackles at Hawai'i ... Also added 1.5 sacks (and 1.5 tackles for loss) and his first two career pass breakups ... Eight of his tackles and the 1.5 sacks came in the first half ... Had another huge game at San José State with a team-high 10 tackles (seven solo), three sacks four tackles for loss and a forced fumble ... The three sacks were the most by an Aztec since Heath Farwell had three vs. Nevada on Sept. 25, 2004 and tied for the 15th most in a game in FBS ... The four tackles for a loss were the most by an Aztec since Miles Burris had four against Colorado State on Nov. 6, 2010 and tied for the 24th most in an FBS game ... Reached double-digits in tackles for the second straight game, third time of the season and fifth time of his career ... Led SDSU in tackles for the sixth time of his career ... The forced fumble was the first of the season and third of his career ... Registered six tackles (four solo) with a fumble recovery against Utah State ... Finished with four stops at Colorado State ... Had a game-high seven tackles against Wyoming ... Had a game-high eight tackles in a start at UNLV to go along with 1.5 sacks (and 1.5 TFL), a forced fumble and two quarterback hurries ... Registered eight tackles (five solo) with 0.5 sacks (and tackles for loss) vs. Nevada ... The eight stops tied Malik Smith for the most on the team ... Finished with eight tackles (five solo) and 0.5 tackles for loss vs. Air Force in the Mountain West Championship ... Registered six tackles (four solo), including a half sack (and TFL) for three yards, and a quarterback hurry against Cincinnati in the Hawai'i Bowl.

- **2014 (Sophomore):** Was named an honorable-mention all-MW performer by the league's media and coaches ... Also was chosen as the team's Defensive Player of the Year ... Was named to the Mountain West midseason second team by Phil Steele ... Started and played in all 13 games as a true sophomore ... Had 83 tackles (54 solo), including 10.5 tackles for loss, four interceptions for 146 yards, four sacks, two forced fumbles and two quarterback hurries ... Had an interception long of 64 yards, which was the 33rd longest in FBS on the season ... Ranked fifth in the MW and tied for 45th in the nation with 0.31 interceptions per game ... His 146 interception return yards were the seventh most in the country ... Led the team in interceptions (4), tackles for loss (10.5), sacks (4) and interceptions (4), and tied for first in forced fumbles (2) and solo tackles (54) ... Numbers over the first three games: 13 tackles, 1.5 TFL, 0.0 sacks, 1 INT, 0 FF. Numbers over the final 10 games (eight of them MW contests): 70 tackles, 9.0 TFL, 4.0 sacks, 3 INT, 2 FF ... Made his first career start in the opener vs. Northern Arizona, where he had two tackles, 0.5 TFL and a 64-yard interception ... The 64-yard interception return, which was the longest in Division I for the first week of play, got SDSU to the 1-yard line, where Donnel Pumphrey punched it in from a yard out ... Both the interception and the 0.5 TFL were the first of his career ... Had five stops (three solo) and a career-high 1.0 tackles for loss at No. 21/23 North Carolina ... Came up with six tackles (one solo) at Oregon State ... Had five tackles (four solo), his first career sack and a 26-yard interception against UNLV ... Had a career game at Fresno State, making a career-high 12 tackles (seven solo), a career-best 3.0 tackles for loss, a sack and his first career forced fumble ... The 12 tackles were the most by an Aztec this season and was the first time he led the team in tackles over his career ... His previous best was six heading into the game ... Started for a sixth straight game at New Mexico, making eight tackles (five solo) with 1.0 tackles for loss ... The eight tackles ranked second on the team and were the fourth most in the game ... Came up with seven tackles (five solo) in another start against Hawai'i along with a tackle for loss ... The seven stops ranked second on the team ... Made his eighth straight start at Nevada and had two solo tackles ... Had a five-tackle game vs. Idaho in another start and added his first two quarterback hurries ... Had another solid outing at Boise State, making nine tackles (six solo) and his team-leading third interception of the year ... The nine tackles ranked second on the team and tied for third in the game ... Was named the MW Defensive Player of the Week on Nov. 24 for his play vs. Air Force, making 10 tackles (nine solo), to go along with a forced fumble, an interception for a touchdown and a tackle for loss ... The 56-yard interception return for a touchdown sealed the victory for the Aztecs as the team's final score with 2:44 left in the fourth quarter ... It was his fourth pick of the season and second forced fumble of the year ... He led the team in tackles for the second time of his career ... Had a team-high seven tackles against San José State, along with two sacks (and TFL) for 22 yards ... Started once again vs. Navy in the Poinsettia Bowl, recording five tackles, including three of the solo variety.
- **2013 (Freshman):** Played in 11 games as a true freshman, registering four tackles (three solo) ... Saw time on special teams and as a middle linebacker ... Did not play in the opener vs. Eastern Illinois ... Was on the travel roster to No. 3/2 Ohio State, but did not play ... Saw his first career action on special teams vs. Oregon State ... Logged playing time vs. New Mexico State without recording a stat ... Played again vs. Nevada, but did not find the stat sheet ... Saw time at Air Force without making a stat ... Played vs. No. 15/18 Fresno State without finding the stat sheet ... Played again against New Mexico with more time at middle linebacker, but did not record a stat ... Saw time again at special teams and MLB at San José State without making a stat ... Had his first three career tackles (two solo) at Hawai'i ... Played again vs.

Boise State, but did not make a stat ... Saw time in the regular season finale at UNLV without finding the stat sheet ... Made one solo tackle in a reserve role vs. Buffalo in the Famous Idaho Potato Bowl.

- High School:** A linebacker, who was named the GAC South defensive player of the year after making an eye-popping 193 tackles, nine sacks and three interceptions as a senior in 2012 ... The 193 tackles were the most in the greater St. Louis area ... Named a first-team all-state selection as a senior and earned second-team honors as a junior ... As a senior, was chosen as the defensive state player of the year by both the coaches and media ... Was a two-time first-team all-league selection ... Also saw some time as a wildcat-formation quarterback, where he rushed for 150 yards and four scores ... Helped lead Francis Howell to a 12-2 record as a team captain in 2012, where it was Missouri Class 6 runner-ups ... The Vikings also were 9-4 in 2011, advancing to the Class 6 semifinals for the first time, and 10-2 in 2010... Is a two-star recruit by both *Rivals.com* and *Scout.com* ... Also was ranked as the 98th-best middle linebacker by *Scout.com* ... A three-star athlete who also played basketball and baseball and can throw in the low 90s as a right-handed pitcher ... As a senior, led Francis Howell to a Missouri Class 5 state title and a 33-5 record, going 9-0 on the mound with a 0.64 ERA and 74 strikeouts and hitting .434 with nine home runs and 46 RBIs ... As a junior, went 4-4 with a 1.34 ERA, while striking out 56 in 57 2/3 innings ... Was drafted with the 935th overall pick in the 31st round of the MLB Draft by the St. Louis Cardinals in June ... A team captain in both football and baseball.
- Personal:** Calvin Christopher Munson was born Dec. 27, 1994, in Beaverton, Ore. ... Son of Kurt and Kristen Munson ... Father, Kurt, was a defensive lineman at Oregon State ... Was also recruited by Ohio and Toledo, and received more scholarship offers from Missouri State, Murray State, Tennessee-Martin and Southern Illinois ... Received more interest from Arizona State, California, Illinois, Iowa and Missouri ... Also considered Wyoming, Hawai'i and Fresno State ... Is majoring in health communication.

Munson's Career Statistics

| Season | GP | GS | UA | A | TT | TFL | Sk | Int. | PBU | FF | FR |
|---------------|-----------|-----------|------------|------------|------------|-------------|-------------|----------|----------|----------|----------|
| 2013 | 11 | 0 | 3 | 1 | 4 | 0.0 | 0.0 | 0 | 0 | 0 | 0 |
| 2014 | 13 | 13 | 54 | 29 | 83 | 10.5 | 4.0 | 4 | 0 | 2 | 0 |
| 2015 | 14 | 14 | 45 | 53 | 98 | 15.0 | 9.5 | 2 | 2 | 2 | 2 |
| 2016 | 9 | 9 | 37 | 37 | 74 | 6.5 | 2.5 | 0 | 3 | 0 | 0 |
| Career | 47 | 36 | 139 | 120 | 259 | 32.0 | 16.0 | 6 | 5 | 4 | 2 |

Career Highs: Tackles: 14 vs. California (9/10/16); Tackles For Loss: 4.0 at San José State (10/17/15); Sacks: 3.0 at San José State (10/17/15); Interceptions: 2 vs. San Diego (9/5/15); Pass Breakups: 2 vs. San José State (10/21/16), at Hawai'i (10/10/15); Forced Fumbles: 1, four times; Fumble Recoveries: 1 vs. Utah State (10/23/15), vs. San Diego (9/5/15); Defensive Touchdowns: 2 vs. San Diego (9/5/15).

2016 Highs: Tackles: 14 vs. California (9/20/16); Tackles For Loss: 2.0 vs. New Hampshire (9/3/16); Sacks: 1.0 at South Alabama (10/1/16), vs. California (9/20/16); Pass Breakups: 2 vs. San José State (10/21/16).

Munson's Career Game-by-Game

| Date | Opponent | GP | GS | UA | A | TT | TFL | Sk. | Int. | PBU | FF | FR |
|---------|-----------------------|----|----|----|---|----|-----|-----|------|-----|----|----|
| A.31.13 | Eastern Illinois | | | | | | | | | | | |
| S.7.13 | at 3/2 Ohio State | | | | | | | | | | | |
| S.21.13 | Oregon State | 1 | 0 | 0 | 0 | 0 | 0.0 | 0.0 | 0 | 0 | 0 | 0 |
| S.28.13 | at New Mexico State | 1 | 0 | 0 | 0 | 0 | 0.0 | 0.0 | 0 | 0 | 0 | 0 |
| O.4.13 | Nevada* | 1 | 0 | 0 | 0 | 0 | 0.0 | 0.0 | 0 | 0 | 0 | 0 |
| O.10.13 | at Air Force* | 1 | 0 | 0 | 0 | 0 | 0.0 | 0.0 | 0 | 0 | 0 | 0 |
| O.26.13 | 15/18 Fresno State* | 1 | 0 | 0 | 0 | 0 | 0.0 | 0.0 | 0 | 0 | 0 | 0 |
| N.2.13 | New Mexico* | 1 | 0 | 0 | 0 | 0 | 0.0 | 0.0 | 0 | 0 | 0 | 0 |
| N.9.13 | at San José State* | 1 | 0 | 0 | 0 | 0 | 0.0 | 0.0 | 0 | 0 | 0 | 0 |
| N.16.13 | at Hawai'i* | 1 | 0 | 2 | 1 | 3 | 0.0 | 0.0 | 0 | 0 | 0 | 0 |
| N.23.13 | Boise State* | 1 | 0 | 0 | 0 | 0 | 0.0 | 0.0 | 0 | 0 | 0 | 0 |
| N.30.13 | at UNLV* | 1 | 0 | 0 | 0 | 0 | 0.0 | 0.0 | 0 | 0 | 0 | 0 |
| D.21.13 | vs. Buffalo& | 1 | 0 | 1 | 0 | 1 | 0.0 | 0.0 | 0 | 0 | 0 | 0 |
| A.30.14 | Northern Arizona | 1 | 1 | 1 | 1 | 2 | 0.5 | 0.0 | 1 | 0 | 0 | 0 |
| S.6.14 | at 21/23 No. Carolina | 1 | 1 | 3 | 2 | 5 | 1.0 | 0.0 | 0 | 0 | 0 | 0 |
| S.20.14 | at Oregon State | 1 | 1 | 1 | 5 | 6 | 0.0 | 0.0 | 0 | 0 | 0 | 0 |
| S.27.14 | UNLV* | 1 | 1 | 4 | 1 | 5 | 1.0 | 1.0 | 1 | 0 | 0 | 0 |
| O.3.14 | at Fresno State* | 1 | 1 | 7 | 5 | 12 | 3.0 | 1.0 | 0 | 0 | 1 | 0 |
| O.10.14 | at New Mexico* | 1 | 1 | 5 | 3 | 8 | 1.0 | 0.0 | 0 | 0 | 0 | 0 |

| | | | | | | | | | | | | |
|---------|----------------------|---|---|---|---|----|-----|-----|---|---|---|---|
| O.18.14 | Hawai'i* | 1 | 1 | 5 | 2 | 7 | 1.0 | 0.0 | 0 | 0 | 0 | 0 |
| N.1.14 | at Nevada* | 1 | 1 | 2 | 0 | 2 | 0.0 | 0.0 | 0 | 0 | 0 | 0 |
| N.8.14 | Idaho | 1 | 1 | 2 | 3 | 5 | 0.0 | 0.0 | 0 | 0 | 0 | 0 |
| N.15.14 | at Boise State* | 1 | 1 | 6 | 3 | 9 | 0.0 | 0.0 | 1 | 0 | 0 | 0 |
| N.21.14 | Air Force* | 1 | 1 | 9 | 1 | 10 | 1.0 | 0.0 | 1 | 0 | 1 | 0 |
| N.29.14 | San José State* | 1 | 1 | 6 | 1 | 7 | 2.0 | 2.0 | 0 | 0 | 0 | 0 |
| D.23.14 | Navy# | 1 | 1 | 3 | 2 | 5 | 0.0 | 0.0 | 0 | 0 | 0 | 0 |
| S.5.15 | San Diego | 1 | 1 | 2 | 8 | 10 | 1.5 | 0.0 | 2 | 0 | 0 | 1 |
| S.12.15 | at California | 1 | 1 | 1 | 5 | 6 | 2.0 | 1.5 | 0 | 0 | 0 | 0 |
| S.19.15 | South Alabama | 1 | 1 | 2 | 3 | 5 | 0.0 | 0.0 | 0 | 0 | 0 | 0 |
| S.26.15 | at Penn State | 1 | 1 | 2 | 3 | 5 | 1.5 | 1.0 | 0 | 0 | 0 | 0 |
| O.3.15 | Fresno State* | 1 | 1 | 0 | 2 | 2 | 0.5 | 0.0 | 0 | 0 | 0 | 0 |
| O.10.15 | at Hawai'i* | 1 | 1 | 6 | 6 | 12 | 1.5 | 1.5 | 0 | 2 | 0 | 0 |
| O.17.15 | at San José State* | 1 | 1 | 7 | 3 | 10 | 4.0 | 3.0 | 0 | 0 | 1 | 0 |
| O.23.15 | Utah State* | 1 | 1 | 4 | 2 | 6 | 0.0 | 0.0 | 0 | 0 | 0 | 1 |
| O.31.15 | at Colorado State* | 1 | 1 | 1 | 3 | 4 | 0.0 | 0.0 | 0 | 0 | 0 | 0 |
| N.14.15 | Wyoming* | 1 | 1 | 2 | 5 | 7 | 0.0 | 0.0 | 0 | 0 | 0 | 0 |
| N.21.15 | at UNLV* | 1 | 1 | 3 | 5 | 8 | 1.5 | 1.5 | 0 | 0 | 1 | 0 |
| N.28.15 | Nevada* | 1 | 1 | 5 | 3 | 8 | 0.5 | 0.5 | 0 | 0 | 0 | 0 |
| D.5.15 | Air Force** | 1 | 1 | 5 | 3 | 8 | 0.5 | 0.0 | 0 | 0 | 0 | 0 |
| D.24.15 | vs. Cincinnati% | 1 | 1 | 4 | 2 | 6 | 0.5 | 0.5 | 0 | 0 | 0 | 0 |
| S.3.16 | New Hampshire | 1 | 1 | 7 | 4 | 11 | 2.0 | 0.0 | 0 | 0 | 0 | 0 |
| S.10.16 | California | 1 | 1 | 9 | 5 | 14 | 1.5 | 1.0 | 0 | 0 | 0 | 0 |
| S.17.16 | at Northern Illinois | 1 | 1 | 5 | 4 | 9 | 0.0 | 0.0 | 0 | 0 | 0 | 0 |
| O.1.16 | at South Alabama | 1 | 1 | 2 | 7 | 9 | 1.0 | 1.0 | 0 | 0 | 0 | 0 |
| O.8.16 | UNLV* | 1 | 1 | 4 | 1 | 5 | 1.0 | 0.0 | 0 | 1 | 0 | 0 |
| O.14.16 | at Fresno State* | 1 | 1 | 4 | 6 | 10 | 0.0 | 0.0 | 0 | 0 | 0 | 0 |
| O.21.16 | San José State* | 1 | 1 | 3 | 0 | 3 | 0.0 | 0.0 | 0 | 2 | 0 | 0 |
| O.28.16 | at Utah State* | 1 | 1 | 1 | 4 | 5 | 1.0 | 0.5 | 0 | 0 | 0 | 0 |
| N.5.16 | Hawai'i* | 1 | 1 | 2 | 6 | 8 | 0.0 | 0.0 | 0 | 0 | 0 | 0 |

*Bold indicates season high. * - Mountain West game. & - 2013 Famous Idaho Potato Bowl (Bronco Stadium; Boise, Idaho). # - 2014 San Diego County Credit Union Poinsettia Bowl (Qualcomm Stadium; San Diego, Calif.). ** - 2015 Sports Authority Mountain West Championship (Qualcomm Stadium; San Diego, Calif.). % - 2015 Hawai'i Bowl (Aloha Stadium; Honolulu, Hawaii).*

#20 RASHAD PENNY

Running Back/Kick Returner • Junior • 5-11 • 220 • Norwalk, Calif. • Norwalk HS

At San Diego State: Speedy back, who has turned into one of the top kick returners in the country ... Is expected to log more carries this season ... Is second on a loaded depth chart at running back heading into the Nevada game behind Heisman candidate Donnel Pumphrey ... Among active career kick returners in FBS, is ranked third in kick return average (30.6, min. 24 att.) and in a tie for fourth in kick return touchdowns (4) ... His four career kick return touchdowns are the most in program history ... Three of his four kick return touchdowns have gone for 100 yards (has only happened three other times in school history) ... Also ranks second all-time at SDSU in kick return yards (1,559) and fifth in kick returns (51).

2016 (Junior): Is on the Paul Hornung Award Watch List, which goes out to the most versatile player ... Also is a preseason second-team All-American as a kick returner by both CBS Sports and Athlon Sports ... Was chosen as the preseason Mountain West Special Teams Player of the Year by the league's media ... Also is a first-team all-Mountain West selection by the MW media, *Phil Steele's 2016 College Football Preview*, *ESPN College Football 2016*, *Athlon Sports* and *Lindy's Sports* ... Also deemed a "SDSU Player to Watch" by Lindy's Sports ... Has rushed 91 times for 576 yards (6.3 avg.) with seven touchdowns on the season, while adding nine catches for 181 yards (20.1 avg.) and another three scores ... Also has returned seven kicks for 255 yards (36.4 avg.), including a 100-yard touchdown ... Is one of 37 players in the country with a kick return touchdown ... Is one of only four players in FBS this year with at least seven rushing touchdowns and three receiving touchdowns and he's the only one with seven rushing, three receiving and a kick return score ... Had a touchdown in nine straight games, registering 11 total touchdowns over that span (six rushing, three receiving and two kick return), until he failed to score at Fresno State ... Has 15 touchdowns (10 rushing, three receiving and two kick return) over the last 13 games ... Leads the nation in kick return average (36.4, min. 7 KR) ... Is also ranked first in the Mountain West (third nationally) in kick return touchdowns (1), fifth (28th nationally) in total touchdowns (11), fifth (28th nationally) in rushing yards per carry (6.33), seventh (70th nationally) in all-purpose yards per game (112.44), 10th in points per

game (7.33) and 10th (65th nationally) in rushing touchdowns (7) ... Only eight running backs have more receiving touchdowns than Rashaad Penny's three this year ... **vs. New Hampshire (Sept. 3)** ... Carried nine times off the bench for 33 yards (3.7 avg.) with a 1-yard touchdown in the opener vs. New Hampshire ... **vs. California (Sept. 10)** ... Was named the MW Special Teams Player of the Week on Sept. 12 for his play against California ... Scored SDSU's first two touchdowns in the first quarter on a 25-yard pass from Christian Chapman and a 100-yard kick return ... The kick return touchdown was the fourth of his career, which passed Colin Lockett (2010-13) for the most in school history ... It was also the third 100-yard kick return of his career and sixth in program history ... Added eight rushes for 28 yards (3.5 avg.) ... **at Northern Illinois (Sept. 17)** ... Rushed 14 times for 65 yards, while adding two catches for 37 yards, including a 27-yard touchdown reception at Northern Illinois ... **at South Alabama (Oct. 1)** ... Rushed nine times for 62 yards and a touchdown at South Alabama ... Also returned three kicks for 58 yards (19.3 avg.) with a long of 26 yards ... **vs. UNLV (Oct. 8)** ... Had another big game against UNLV, rushing 14 times for a 110 yards and a touchdown, and adding two catches for 50 yards and a touchdown ... The rushing yards, rushing touchdown, receptions, receiving yards and receiving TD were all personal bests ... Recorded his first career 100-yard rushing game (75th player in school history) ... Scored a touchdown for the ninth straight game and has 11 touchdowns over that span, including six rushing, three receiving and two kick return ... **at Fresno State (Oct. 14)** ... Rushed 15 times for 49 yards (3.3 avg.) at Fresno State and added a 5-yard catch ... Also returned two kicks for 41 yards (20.5 avg.) with a long of 25 yards ... Had his streak of consecutive games with a touchdown snapped at nine ... **vs. San José State (Oct. 21)** ... Rushed nine times for 105 yards (11.7 avg.) and a career-high three touchdowns, while adding two catches (tied career high) for a career-best 64 yards against San José State ... It was his second career 100-yard game and second in three contests ... Highlighting the 105-yard game was a career-long 73-yarder ... **at Utah State (Oct. 28)** ... Rushed five times for 16 yards (3.2 avg.) and caught a pass for no gain in limited action at Utah State ... Had a 56-yard kick return, but slightly injured his ankle on the play and saw little action the rest of the way ... The 56-yard return, however, moved him past Monty Gilbreath (1,505) into second place on the school's all-time list ... **vs. Hawai'i (Nov. 5)** ... Rushed eight times for 108 yards and a touchdown against Hawai'i ... Logged his third career 100-yard rushing game, all of which have happened over the last five games ... His 73-yard touchdown tied a career-long rush ... Now has seven rushing touchdowns this season (11 for his career) and 11 overall touchdowns on the year (19 for his career) ... Has 15 touchdowns (10 rushing, three receiving, two kick return) over the last 13 games.

- 2015 (Sophomore):** Was named the Mountain West Special Teams Player of the Year by the league's head coaches and media, and a first-team all-league pick as a kick returner ... Was the first Aztec to be named a league special teams player of the year in program history ... Also was named a fourth-team All-American by Phil Steele Magazine ... Was chosen as the Most Valuable Special Teams Player at the season-ending team banquet ... Was named a fourth-team preseason all-Mountain West selection as a kick returner by both Phil Steele and *Athlon Sports* ... Ranked third on the team with 1,292 all-purpose yards in 14 games (92.3 avg.) ... Was most impressive in the kick return game, where he returned 24 kicks for 804 yards (33.5 avg.) with three touchdowns (97, 100 and 100 yards) ... Was second in FBS in kick return average (33.5) and tied for second in kick return touchdowns (3) ... His three kick return touchdowns set a school single-season record ... His 804 kick return yards were the second most in Aztec single-season history (Monty Gilbreath, 880 in 1987) ... Also rushed 61 times for 368 yards (6.0 avg.) and four touchdowns, and had eight catches for 120 yards (15.0 avg.) and another score ... Added five tackles on special teams ... His three tackles on punt returns tied for second on the team ... Had a fantastic season debut vs. San Diego, taking the opening kickoff of the second half 97 yards for a touchdown ... It was the first kick return touchdown by an Aztec since Lockett on Nov. 3, 2012 at Boise State ... Was one of nine players in FBS with at least one kick return for a touchdown over the first week of play ... The 97-yard kick return was the fifth longest in FBS play during the opening week and tied for the eighth longest in SDSU history ... Also led the team with 39 receiving yards on two catches (19.5 avg.) and added a 6-yard carry ... Had another solid outing at California, leading the Aztecs once again with 130 all-purpose yards ... Returned three kickoffs for 93 yards (31.0 avg.), rushed five times for 34 yards (6.8 avg.) and caught one pass for three yards ... Returned two kicks for 34 yards (17.0 avg.), including a long of 25 against South Alabama ... Did not attempt a rush or catch a pass in the game ... Had a career game at Penn State, being named the MW Special Teams Player of the Week ... Returned two kicks for a career-high 137 yards (68.5 avg.), including a 100-yard touchdown (fourth 100-yard kick return touchdown in Aztec history) that tied the game at 7-7 in the first quarter ... It was just the fifth kick return for a San Diego State player in a road game since 1996 and first since Nov. 3, 2012 with Lockett's 100-yarder at Boise State ... Also added a 55-yard rush, the longest of his career and first 50-plus yard run against

the Nitany Lions since Nov. 23, 2013, and two solo tackles on special teams ... Finished the game with a career-best 192 all-purpose yards on just three touches (64.0 avg.) ... Had another good game vs. Fresno State, making two catches for a team-high 48 yards, including a 33-yard touchdown, adding a 17-yard rush and returning a kick back 18 yards ... The receiving touchdown was the first of his career ... Also set career highs in receiving yards (48), receptions (2, tied) and long reception (33) ... Returned two kicks for 34 yards at Hawai'i ... Also added a special teams tackle ... Had a 33-yard kick return at San José State, and rushed five times for 11 yards (2.2 avg.) ... Had a good game vs. Utah State, rushing a career-high 10 times for 38 yards and his first career touchdown ... Also returned a kick 22 yards ... Earned the start for the first time of his career at Colorado State ... Finished with 135 all-purpose yards (second most in the game) with 81 yards on three kick returns (27.0 avg.) and a long of 41 yards, and 54 rushing yards on nine attempts (6.0 avg.) ... Had a 6-yard rush against Wyoming in a second straight start ... Also returned two kicks for 50 yards (25.0 avg.) with a long of 28 yards ... Rushed for a career-high 81 yards and a touchdown on a career-best 18 attempts (4.5 avg.) off the bench at UNLV ... Also added a 2-yard reception ... Rushed six times for 21 yards and a touchdown in his third career start vs. Nevada ... Also caught two passes for 28 yards (14.0 avg.) and returned a kick for 18 yards ... The 18-yard return appeared to be returned 90 yards for a touchdown but a holding penalty kept it at just as a 18-yard return ... Had another good game in a start against Air Force with a 28-yard rushing touchdown and 87 kick returns yards on four returns (21.8 avg.) ... It was his fourth rushing touchdown this season (and of his career) ... Started out the Hawai'i Bowl with a 100-yard kick return for a touchdown against Cincinnati ... The kickoff return for a touchdown was his school-record third of the season and third of his career (tied with Colin Lockett for first all-time at SDSU) ... He became the first player to take an opening kickoff back for a touchdown in a bowl since Boise State's Doug Martin in the 2011 Las Vegas Bowl ... It was his eighth overall touchdown of the season (and career) (also four rushing and one receiving) ... Also carried three times for 17 yards (5.7 avg.).

- 2014 (True Freshman):** Played in all 13 games as the team's main kick returner ... Returned 20 kicks for 500 yards (25.0 avg.) with a long of 57 yards ... The 25.0 average ranked second in the Mountain West and 29th in the nation ... Also had two rushes for 22 yards, including a long of 21 yards ... Was one of three true freshmen to see action in the opener vs. Northern Arizona ... Did not record a stat as both kickoffs were poached ... Returned his first career kickoff at No. 21/23 North Carolina, taking it back 11 yards ... Had a 19-yard kick return at Oregon State ... Had a 15-yard kick return in the MW opener vs. UNLV ... Had the best kick return game of his career at Fresno State, returning a career-high three kicks for a career-best 67 yards (career-high 22.3 avg.) ... Included in the three returns was a career long of 33 yards ... Was back to return kicks once again at New Mexico, but did not have the chance to return any ... Started as the team's kick returner vs. Hawai'i, but did not return any kicks ... Had arguably his best outing of the year at Nevada, when he returned a career-high four kicks for a career-best 110 yards, including a career-long 45-yarder ... Also had his first career carry for 21 yards ... Finished with a game-high 131 all-purpose yards ... Returned one kickoff for 41 yards against Idaho ... Returned three kicks for 69 yards (23.0 avg.) at Boise State with a long of 36 yards ... Also carried once for a 1-yard gain ... Returned two kickoffs for 49 yards (24.5 avg.) against Air Force with a long of 28 yards ... Had a 12-yard kick return vs. San José State ... Had a solid outing vs. Navy in the Poinsettia Bowl, returning three kicks for 107 yards (35.7 avg.) ... Began the game with a 33-yard return, then added a career-long 57-yarder on his next return ... Later returned a kickoff 17 yards in the fourth quarter.
- High School:** A three-time letterwinner at Norwalk High School in Norwalk, Calif. ... Rushed for 2,504 yards and 41 touchdowns on 216 carries as a senior ... Also caught 21 passes for 665 yards and 10 touchdowns ... Racked up 3,416 all-purpose yards ... Rushed for 1,872 yards and 30 touchdowns as a junior and 747 yards and nine scores as a sophomore ... Over his career, amassed 5,124 rushing yards on 496 carries (10.33 avg.) ... Scored 103 touchdowns, including 80 on the ground ... Made 68 tackles on defense as a senior and 90 overall ... Was named the Suburban League MVP as a senior, while earning first-team all-Suburban League honors his final three years ... Named first-team all-state ... Received three stars from *Rivals.com*, *Scout.com*, *ESPN.com* and *247sports.com* ... Scout ranked him as the 42nd-best running back in the 2014 class, while 247sports had him 63rd ... Earned a grade of 84 by 247sports and a scout grade of 73 by ESPN.
- Personal:** Rashaad Armein Penny was born Feb. 2, 1996, in Norwalk, Calif. ... Son of Robert and Desiree Taplin ... Picked SDSU over offers from Boise State, Colorado State, Fresno State, Nevada, San José State and Utah State ... Also drew interest from Alabama, Notre Dame, Oregon, Tennessee, UCLA, Utah and Washington, among others ... Is majoring in journalism.

Penny's Career Statistics

| Season | GP | Rushing | | | | | Receiving | | | | | | |
|---------------|-----------|----------|------------|------------|-----------|-----------|------------|----------|-----------|------------|-------------|----------|-----------|
| | | GS | Att. | Yds. | TD | Lg. | Avg. | 100+ | No. | Yds. | Avg. | TD | Lg. |
| 2014 | 13 | 0 | 2 | 22 | 0 | 21 | 11.0 | 0 | 0 | 0 | 0.0 | 0 | 0 |
| 2015 | 14 | 4 | 61 | 368 | 4 | 55 | 6.0 | 0 | 8 | 120 | 15.0 | 1 | 33 |
| 2016 | 9 | 0 | 91 | 576 | 7 | 73 | 6.3 | 3 | 9 | 181 | 20.1 | 3 | 41 |
| Career | 36 | 4 | 154 | 966 | 11 | 73 | 6.3 | 3 | 17 | 301 | 17.7 | 4 | 41 |

Kick Returns

| Season | GP | GS | All-Purpose | | | | | | |
|---------------|-----------|-----------|-------------|--------------|-------------|------------|----------|---------------|-------------|
| | | | No. | Yds. | Avg. | Long | TD | Total Yds/Gm. | |
| 2014 | 13 | 13 | 20 | 500 | 25.0 | 57 | 0 | 522 | 40.2 |
| 2015 | 14 | 14 | 24 | 804 | 33.5 | 100 | 3 | 1,292 | 92.3 |
| 2016 | 8 | 8 | 7 | 255 | 36.4 | 100 | 1 | 1,012 | 112.4 |
| Career | 35 | 35 | 51 | 1,559 | 30.6 | 100 | 4 | 2,826 | 80.7 |

Career Highs: Carries: 18 at UNLV (11/21/15); Rushing Yards: 110 vs. UNLV (10/8/16); Rushing Touchdowns: 3 vs. San José State (10/21/16); Long Rush: 73 vs. Hawai'i (11/5/16), vs. San José State (10/21/16); Receptions: 2, six times; Receiving Yards: 64 vs. San José State (10/21/16); Receiving Touchdowns: 1, four times; Long Reception: 41 vs. UNLV (10/8/16); Kick Returns: 4 vs. Air Force (12/5/15), at Nevada (11/1/14); Long Kick Return: 100 vs. California (9/10/16), 100 vs. Cincinnati (12/24/15), at Penn State (9/26/15); Kick Return Yards: 137 at Penn State (9/26/15); Kick Return Touchdowns: 1, four times; Tackles: 2 at Penn State (9/26/15).

2016 Highs: Carries: 15 at Fresno State (10/14/16); Rushing Yards: 110 vs. UNLV (10/8/16); Rushing Touchdowns: 3 vs. San José State (10/21/16); Long Rush: 73 vs. Hawai'i (11/5/16), vs. San José State (10/21/16); Receptions: 2 vs. San José State (10/21/16), vs. UNLV (10/8/16), at Northern Illinois (9/17/16); Receiving Yards: 64 vs. San José State (10/21/16); Receiving Touchdowns: 1 vs. UNLV (10/8/16), at Northern Illinois (9/17/16), vs. California (9/10/16); Long Reception: 41 vs. UNLV (10/8/16); Kick Returns: 3 at South Alabama (10/1/16); Long Kick Return: 100 vs. California (9/10/16); Kick Return Yards: 100 vs. California (9/10/16); Kick Return Touchdowns: 1 vs. California (9/10/16).

Penny's Career Game-by-Game

Rushing

| Date | Opponent | GP | GS | No. | Yds. | Avg. | Lg. | TD | TD Lengths |
|---------|----------------------|----|----|-----|------|-------|-----|----|------------|
| N.1.14 | at Nevada* | 1 | 0 | 1 | 21 | 21.00 | 21 | 0 | |
| N.15.14 | at Boise State* | 1 | 0 | 1 | 1 | 1.00 | 1 | 0 | |
| S.5.15 | San Diego | 1 | 0 | 1 | 6 | 6.00 | 6 | 0 | |
| S.12.15 | at California | 1 | 0 | 5 | 34 | 6.80 | 13 | 0 | |
| S.19.15 | South Alabama | 1 | 0 | 0 | 0 | 0.00 | 0 | 0 | |
| S.26.15 | at Penn State | 1 | 0 | 1 | 55 | 55.00 | 55 | 0 | |
| O.3.15 | Fresno State* | 1 | 0 | 1 | 17 | 17.00 | 17 | 0 | |
| O.10.15 | at Hawai'i* | 1 | 0 | 0 | 0 | 0.00 | 0 | 0 | |
| O.17.15 | at San José State | 1 | 0 | 5 | 11 | 2.20 | 4 | 0 | |
| O.23.15 | Utah State* | 1 | 0 | 10 | 38 | 3.80 | 12 | 1 | 7 |
| O.31.15 | at Colorado State* | 1 | 1 | 9 | 54 | 6.00 | 19 | 0 | |
| N.14.15 | Wyoming* | 1 | 1 | 1 | 6 | 6.00 | 6 | 0 | |
| N.21.15 | at UNLV* | 1 | 0 | 18 | 81 | 4.50 | 13 | 1 | 3 |
| N.28.15 | Nevada* | 1 | 1 | 6 | 21 | 3.50 | 14 | 1 | 14 |
| D.5.15 | Air Force`` | 1 | 1 | 1 | 28 | 28.00 | 28 | 1 | 28 |
| D.24.15 | vs. Cincinnati% | 1 | 0 | 3 | 17 | 5.67 | 11 | 0 | |
| S.3.16 | New Hampshire | 1 | 0 | 9 | 33 | 3.67 | 7 | 1 | 1 |
| S.10.16 | California | 1 | 0 | 8 | 28 | 3.50 | 12 | 0 | |
| S.17.16 | at Northern Illinois | 1 | 0 | 14 | 65 | 4.64 | 27 | 0 | |
| O.1.16 | at South Alabama | 1 | 0 | 9 | 62 | 6.89 | 15 | 1 | 15 |
| O.8.16 | UNLV* | 1 | 0 | 14 | 110 | 7.86 | 22 | 1 | 4 |
| O.14.16 | at Fresno State* | 1 | 0 | 15 | 49 | 3.27 | 12 | 0 | |
| O.21.16 | San José State* | 1 | 0 | 9 | 105 | 11.67 | 73 | 3 | 3, 4, 73 |
| O.28.16 | at Utah State* | 1 | 0 | 5 | 16 | 3.20 | 8 | 0 | |
| N.5.16 | Hawai'i* | 1 | 0 | 8 | 108 | 13.50 | 73 | 1 | 73 |

Receiving

| Date | Opponent | GP | GS | No. | Yds. | Avg. | Lg. | TD | TD Lengths |
|---------|---------------|----|----|-----|------|------|-----|----|------------|
| S.5.15 | San Diego | 1 | 0 | 2 | 39 | 19.5 | 32 | 0 | |
| S.12.15 | at California | 1 | 0 | 1 | 3 | 3.0 | 3 | 0 | |
| S.19.15 | South Alabama | 1 | 0 | 0 | 0 | 0.0 | 0 | 0 | |
| S.26.15 | at Penn State | 1 | 0 | 0 | 0 | 0.0 | 0 | 0 | |

| | | | | | | | | | |
|---------|----------------------|---|---|---|----|------|----|---|----|
| O.3.15 | Fresno State* | 1 | 0 | 2 | 48 | 24.0 | 33 | 1 | 33 |
| O.10.15 | at Hawai'i* | 1 | 0 | 0 | 0 | 0.0 | 0 | 0 | |
| O.17.15 | at San José State* | 1 | 0 | 0 | 0 | 0.0 | 0 | 0 | |
| O.23.15 | Utah State* | 1 | 0 | 0 | 0 | 0.0 | 0 | 0 | |
| O.31.15 | at Colorado State* | 1 | 1 | 0 | 0 | 0.0 | 0 | 0 | |
| N.14.15 | Wyoming* | 1 | 1 | 0 | 0 | 0.0 | 0 | 0 | |
| N.21.15 | at UNLV* | 1 | 0 | 1 | 2 | 2.0 | 2 | 0 | |
| N.28.15 | Nevada* | 1 | 1 | 2 | 28 | 14.0 | 27 | 0 | |
| D.5.15 | Air Force`` | 1 | 1 | 0 | 0 | 0.0 | 0 | 0 | |
| D.24.15 | vs. Cincinnati% | 1 | 0 | 0 | 0 | 0.0 | 0 | 0 | |
| S.3.16 | New Hampshire | 1 | 0 | 0 | 0 | 0.0 | 0 | 0 | |
| S.10.16 | California | 1 | 0 | 1 | 25 | 25.0 | 25 | 1 | 25 |
| S.17.16 | at Northern Illinois | 1 | 0 | 2 | 37 | 18.5 | 27 | 1 | 27 |
| O.1.16 | at South Alabama | 1 | 0 | 0 | 0 | 0.0 | 0 | 0 | |
| O.8.16 | UNLV* | 1 | 0 | 2 | 50 | 25.0 | 41 | 1 | 41 |
| O.14.16 | at Fresno State* | 1 | 0 | 1 | 5 | 5.0 | 5 | 0 | |
| O.21.16 | San José State* | 1 | 0 | 2 | 64 | 32.0 | 35 | 0 | |
| O.28.16 | at Utah State* | 1 | 0 | 1 | 0 | 0.0 | 0 | 0 | |
| N.5.16 | Hawai'i* | 1 | 0 | 0 | 0 | 0.0 | 0 | 0 | |

Kick Returns

| Date | Opponent | GP | GS | No. | Yds. | Avg. | Lg. | TD | TD Lengths |
|---------|-----------------------|----|----|-----|------|-------|-----|----|------------|
| A.30.14 | Northern Arizona | 1 | * | 0 | 0 | 0.0 | 0 | 0 | |
| S.6.14 | at 21/23 No. Carolina | 1 | * | 1 | 11 | 11.0 | 11 | 0 | |
| S.20.14 | at Oregon State | 1 | * | 1 | 19 | 19.0 | 19 | 0 | |
| S.27.14 | UNLV* | 1 | * | 1 | 15 | 15.0 | 15 | 0 | |
| O.3.14 | at Fresno State* | 1 | * | 3 | 67 | 22.3 | 33 | 0 | |
| O.10.14 | at New Mexico* | 1 | * | 0 | 0 | 0.0 | 0 | 0 | |
| O.18.14 | Hawai'i* | 1 | * | 0 | 0 | 0.0 | 0 | 0 | |
| N.1.14 | at Nevada* | 1 | * | 4 | 110 | 27.5 | 45 | 0 | |
| N.8.14 | Idaho | 1 | * | 1 | 41 | 41.0 | 41 | 0 | |
| N.15.14 | at Boise State* | 1 | * | 3 | 69 | 23.0 | 36 | 0 | |
| N.21.14 | Air Force* | 1 | * | 2 | 49 | 24.5 | 28 | 0 | |
| N.29.14 | San Jose State* | 1 | * | 1 | 12 | 12.0 | 12 | 0 | |
| D.23.14 | Navy# | 1 | * | 3 | 107 | 35.7 | 57 | 0 | |
| S.5.15 | San Diego | 1 | * | 1 | 97 | 97.0 | 97 | 1 | 97 |
| S.12.15 | at California | 1 | * | 3 | 93 | 31.0 | 38 | 0 | |
| S.19.15 | South Alabama | 1 | * | 2 | 34 | 17.0 | 25 | 0 | |
| S.26.15 | at Penn State | 1 | * | 2 | 137 | 68.5 | 100 | 1 | 100 |
| O.3.15 | Fresno State* | 1 | * | 1 | 18 | 18.0 | 17 | 0 | |
| O.10.15 | at Hawai'i* | 1 | * | 2 | 34 | 17.0 | 22 | 0 | |
| O.17.15 | at San José State* | 1 | * | 1 | 33 | 33.0 | 33 | 0 | |
| O.23.15 | Utah State* | 1 | * | 1 | 22 | 22.0 | 22 | 0 | |
| O.31.15 | at Colorado State* | 1 | * | 3 | 81 | 27.0 | 41 | 0 | |
| N.14.15 | Wyoming* | 1 | * | 2 | 50 | 25.0 | 0 | 0 | |
| N.21.15 | at UNLV* | 1 | * | 0 | 0 | 0.0 | 0 | 0 | |
| N.28.15 | Nevada* | 1 | * | 1 | 18 | 18.0 | 18 | 0 | |
| D.5.15 | Air Force`` | 1 | * | 4 | 87 | 21.8 | 28 | 0 | |
| D.24.15 | vs. Cincinnati% | 1 | * | 1 | 100 | 100.0 | 100 | 1 | 100 |
| S.3.16 | New Hampshire | 1 | * | 0 | 0 | 0.0 | 0 | 0 | |
| S.10.16 | California | 1 | * | 1 | 100 | 100.0 | 100 | 1 | 100 |
| S.17.16 | at Northern Illinois | 1 | * | 0 | 0 | 0.0 | 0 | 0 | |
| O.1.16 | at South Alabama | 1 | * | 3 | 58 | 19.3 | 26 | 0 | |
| O.8.16 | UNLV* | 1 | * | 0 | 0 | 0.0 | 0 | 0 | |
| O.14.16 | at Fresno State* | 1 | * | 2 | 41 | 20.5 | 25 | 0 | |
| O.21.16 | San José State* | 1 | * | 0 | 0 | 0.0 | 0 | 0 | |
| O.28.16 | at Utah State* | 1 | * | 1 | 56 | 56.0 | 56 | 0 | |
| N.5.16 | Hawai'i* | 1 | * | 0 | 0 | 0.0 | 0 | 0 | |

*Bold indicates season high. * - Mountain West game. # - 2014 San Diego County Credit Union Poinsettia Bowl (Qualcomm Stadium; San Diego, Calif.). `` - 2015 Sports Authority Mountain West Championship (Qualcomm Stadium; San Diego, Calif.). % - 2015 Hawai'i Bowl (Aloha Stadium; Honolulu, Hawaii). GS - * in this category the player was on the field the first time San Diego State was in the kick return formation.*

#65 SERGIO PHILLIPS

Defensive Line • Junior • 6-2 • 295 • DeSoto, Texas • De Soto HS

- **At San Diego State:** Originally signed with the 2013 class, but didn't join SDSU until the spring of 2014 ... Was recruited as an offensive lineman, but moved to the defensive line in the spring of 2014 ... Worked up from No. 4 on the depth chart at defensive tackle heading into the fall to the backup to Christian Heyward for the Poinsettia Bowl vs. Navy, but moved back to offensive line during the spring of 2015 ... Moved back to the defensive side of the ball for the final two games of 2015 due to an injury to Heyward ... Is coming off an excellent spring and is now the co-starter at defensive tackle with Noble Hall heading into the Nevada game this weekend, although Hall has started all nine games so far.
- **2016 (Junior):** Has played in the team's only nine games off the bench, logging 21 tackles (12 solo), 1.5 tackles for loss, a sack, a forced fumble and a quarterback hurry ... **vs. New Hampshire (Sept. 3)** ... Came off the bench against New Hampshire in the 2016 opener and made a solo stop with a quarterback hurry ... **vs. California (Sept. 10)** ... Had an assisted tackle off the bench vs. California ... **at Northern Illinois (Sept. 17)** ... Did not find the stat sheet in a reserve role at Northern Illinois ... **at South Alabama (Oct. 1)** ... Had a career-high five tackles at South Alabama off the bench (his previous high was two) ... **vs. UNLV (Oct. 8)** ... Registered two stops (one solo) against UNLV ... **at Fresno State (Oct. 14)** ... Came up with two tackles (one solo) off the bench at Fresno State ... **vs. San José State (Oct. 21)** ... Had two tackles (one solo), including 0.5 TFL off the pine vs. San José State ... **at Utah State (Oct. 28)** ... Recorded four tackles (two solo) in a reserve role at Utah State ... **vs. Hawai'i (Nov. 5)** ... Had another good game with four tackles (all solo), a 3-yard sack and a forced fumble off the pine against Hawai'i ... The forced fumble was the first of his career.
- **2015 (Sophomore):** Played in eight games with the first six appearances coming on the offensive line and the final two on the defensive line ... Did not record a stat on the season ... Logged offensive line time off the bench at Penn State, vs. Utah State, at Colorado State, against Wyoming, at UNLV and vs. Nevada ... Was the only defensive substitution in the Mountain West Championship game vs. Air Force ... Also logged defensive line time against Cincinnati in the Hawai'i Bowl.
- **2014 (Freshman):** Played in seven games off the bench, registering five tackles, including a sack and two tackles for loss ... Made his collegiate debut in the opener vs. Northern Arizona without finding the stat sheet ... Did not play in each of the next four games - at No. 21/23 North Carolina, at Oregon State, vs. UNLV and at Fresno State ... Made his first career tackle at New Mexico in a reserve role, which ended up being a 4-yard loss ... Did not see action vs. Hawai'i or at Nevada ... Recorded a career-high two stops vs. Idaho, both assisted tackles ... Had one tackle at Boise State ... Logged statless time in home games vs. Air Force and San José State ... Came off the bench vs. Navy in the Poinsettia Bowl, recording a solo tackle, which was a 4-yard sack (and TFL).
- **High School:** Named a first-team Class 5A all-state pick by the Associated Press and a second-team selection by The *OldCoach.com* ... Named to the all-state first team as a senior ... A first-team District 7-5A all-district honoree in back-to-back years in 2011 and 2012 ... Graded out at 96 percent with 94 pancake blocks and no sacks allowed as a senior ... The Eagles went 14-1 and 7-0 in league play in 2012 after going 10-2 and 5-1 in 2011 ... A three-star recruit by Scout.com, ESPN and 247Sports.com, and two-star pick by Rivals.com ... Ranked as the 24th-best incoming center by Scout ... 247Sports had him at No. 59 in the country among offensive guards and 205th of all players in the state of Texas ... Also got an 83 rating by 247Sports ... Received a scout grade of 72 by ESPN and a national ranking of 95th among offensive guards ... Competed on the basketball team and in track & field (shot put).
- **Personal:** Sergio R. Phillips was born Sept. 2, 1994, in Dallas, Texas ... Son of Paula Glenn ... Picked SDSU over Nevada, where he had an official visit, and Memphis, New Mexico and New Mexico State ... Was also looked at in the recruiting process by Baylor, Boise State, California, Kansas State, LSU, Missouri, North Texas, Oklahoma, Oklahoma State, Oregon State, Stanford, TCU, Texas A&M, Texas Tech and West Virginia ... Majoring in criminal justice.

Phillips' Career Statistics

| Season | GP | GS | UA | A | TT | TFL | Sk | Int. | PBU | FF | FR |
|---------------|-----------|----------|-----------|-----------|-----------|------------|------------|----------|----------|----------|----------|
| 2014 | 7 | 0 | 2 | 3 | 5 | 2.0 | 1.0 | 0 | 0 | 0 | 0 |
| 2015 | 8 | 0 | 0 | 0 | 0 | 0.0 | 0.0 | 0 | 0 | 0 | 0 |
| 2016 | 9 | 0 | 12 | 9 | 21 | 1.5 | 1.0 | 0 | 0 | 1 | 0 |
| Career | 24 | 0 | 14 | 12 | 26 | 3.5 | 2.0 | 0 | 0 | 1 | 0 |

Career Highs: Tackles: 5 at South Alabama (10/1/16); Tackles For Loss: 1.0 vs. Hawai'i (11/5/16), vs. Navy (12/23/14), at New Mexico (10/10/14); Sacks: 1.0 vs. Hawai'i (11/5/16), vs. Navy (12/23/14); Forced Fumbles: 1 vs. Hawai'i (11/5/16).

2016 Highs: Tackles: 5 at South Alabama (10/1/16); Tackles For Loss: 1.0 vs. Hawai'i (11/5/16); Sacks: 1.0 vs. Hawai'i (11/5/16); Forced Fumbles: 1 vs. Hawai'i (11/5/16).

Phillips' Career Game-by-Game

| Date | Opponent | GP | GS | UA | A | TT | TFL | Sk. | Int. | PBU | FF | FR |
|---------|-----------------------|-----|-----|-----|-----|-----|-----|-----|------|-----|-----|-----|
| A.30.14 | Northern Arizona | 1 | 0 | 0 | 0 | 0 | 0.0 | 0.0 | 0 | 0 | 0 | 0 |
| S.6.14 | at 21/23 No. Carolina | --- | --- | --- | --- | --- | --- | --- | --- | --- | --- | --- |
| S.20.14 | at Oregon State | --- | --- | --- | --- | --- | --- | --- | --- | --- | --- | --- |
| S.27.14 | UNLV* | --- | --- | --- | --- | --- | --- | --- | --- | --- | --- | --- |
| O.3.14 | at Fresno State* | --- | --- | --- | --- | --- | --- | --- | --- | --- | --- | --- |
| O.10.14 | at New Mexico* | 1 | 0 | 1 | 0 | 1 | 1.0 | 0.0 | 0 | 0 | 0 | 0 |
| O.18.14 | Hawai'i* | --- | --- | --- | --- | --- | --- | --- | --- | --- | --- | --- |
| N.1.14 | at Nevada* | --- | --- | --- | --- | --- | --- | --- | --- | --- | --- | --- |
| N.8.14 | Idaho | 1 | 0 | 0 | 2 | 2 | 0.0 | 0.0 | 0 | 0 | 0 | 0 |
| N.15.14 | at Boise State* | 1 | 0 | 0 | 1 | 1 | 0.0 | 0.0 | 0 | 0 | 0 | 0 |
| N.21.14 | Air Force* | 1 | 0 | 0 | 0 | 0 | 0.0 | 0.0 | 0 | 0 | 0 | 0 |
| N.29.14 | San José State* | 1 | 0 | 0 | 0 | 0 | 0.0 | 0.0 | 0 | 0 | 0 | 0 |
| D.23.14 | vs. Navy# | 1 | 0 | 1 | 0 | 1 | 1.0 | 1.0 | 0 | 0 | 0 | 0 |
| S.3.16 | New Hampshire | 1 | 0 | 1 | 0 | 1 | 0.0 | 0.0 | 0 | 0 | 0 | 0 |
| S.10.16 | California | 1 | 0 | 0 | 1 | 1 | 0.0 | 0.0 | 0 | 0 | 0 | 0 |
| S.17.16 | at Northern Illinois | 1 | 0 | 0 | 0 | 0 | 0.0 | 0.0 | 0 | 0 | 0 | 0 |
| O.1.16 | at South Alabama | 1 | 0 | 2 | 3 | 5 | 0.0 | 0.0 | 0 | 0 | 0 | 0 |
| O.8.16 | UNLV* | 1 | 0 | 1 | 1 | 2 | 0.0 | 0.0 | 0 | 0 | 0 | 0 |
| O.14.16 | at Fresno State* | 1 | 0 | 1 | 1 | 2 | 0.0 | 0.0 | 0 | 0 | 0 | 0 |
| O.21.16 | San José State* | 1 | 0 | 1 | 1 | 2 | 0.5 | 0.0 | 0 | 0 | 0 | 0 |
| O.28.16 | at Utah State* | 1 | 0 | 2 | 2 | 4 | 0.0 | 0.0 | 0 | 0 | 0 | 0 |
| N.5.16 | Hawai'i* | 1 | 0 | 4 | 0 | 4 | 1.0 | 1.0 | 0 | 0 | 1 | 0 |

*Bold indicates season high. * - Mountain West game. # - 2014 San Diego County Credit Union Poinsettia Bowl (Qualcomm Stadium; San Diego, Calif.). `` - 2015 Sports Authority Mountain West Championship (Qualcomm Stadium; San Diego, Calif.). % - 2015 Hawai'i Bowl (Aloha Stadium; Honolulu, Hawaii).*

#19 DONNEL PUMPHREY

Running Back • Senior • 5-9 • 180 • Las Vegas, Nev. • Canyon Springs HS

- **At San Diego State:** A Heisman, All-America and Mountain West Player-of-the-Year candidate ... Shifty, speedy back who is one of the top athletes on the entire West Coast ... Can go outside and inside, and is a dangerous threat to break free for the long run ... Has great hands ... Is not afraid of contact ... Can also return punts and kicks if needed ... Saw plenty of playing time in the backfield as a true freshman in 2013, and has been the starter in each of the last 36 games ... **Is ranked fifth all-time in NCAA history in rushing yards (5,853)** ... Is also tied for 11th in both overall touchdowns (63) and rushing touchdowns (58), and 16th in all-purpose yards (6,877) ... Holds numerous SDSU school records, passing Marshall Faulk this year in rushing yards (5,853), all-purpose yards (6,877), 100-yard rushing games (30), overall touchdowns (63), rushing touchdowns (58), overall points (378) and rushing attempts (954) ... Also is tied with Faulk in 200-yard rushing games (6) and second in 150-yard rushing games (13) ... Is the all-time MW leader in rushing yards, all-purpose yards, rushing touchdowns, overall touchdowns and 100-yard games ... Has 16 career games with multiple rushing touchdowns and 18 overall with multiple scores ... Among active FBS players, Pumphrey leads the country in rushing yards, all-purpose yards, rushing touchdowns and overall touchdowns ... Joins Marshall Faulk with the most 1,000-yard seasons (three) in school history ... SDSU is 27-8 over his career when he scores at least one rushing touchdown and 25-5 when he reaches 100 rushing yards ... **Has gone 255 rushing attempts and 277 touches since he last lost a fumble (third quarter against Wyoming on Nov. 14, 2015)** ... Has played in 49 consecutive games, tied for the longest streak on the team (Daniel Brunskill and Nico Siragusa).
- **2016 (Senior):** Has already racked up numerous preseason accolades, including being named to the Walter Camp Watch List (collegiate player of the year), Maxwell Award Watch List (collegiate player of the year), the Doak Award Watch List (top running back) and the CFPA National Performer of the Year Trophy Award Watch List ... Has also been named the Mountain West Offensive Player of the Year by the league's media, *ESPN College Football 2016* and *Lindy's Sports* ... **Was recently named a Maxwell Award semifinalist, as well as a mid-season All-American by USA Today, Sports Illustrated, ESPN, Sporting News, CBS Sports and FOX Sports** ... Also has been named a first-team all-MW pick by the MW media, *Phil Steele's 2016 College Football Preview*, *ESPN College Football 2016*, *Sporting News*, *Lindy's*

Sports, Athlon Sports and *USA Today's* Paul Myerberg ... Myerberg also named him a "Heisman Trophy Candidate" as well as a "Doak Award Candidate" ... Has also picked up many superlatives, including the "Sixth-Best Fantasy Football" Running Back, "the Eighth-Best Running Back in FBS," "No. 2 on the MW's Top-10 NFL Talent" and a "SDSU Player to Watch" by *Lindy's Sports* ... *CBS Sports* called him the "Ninth-Most Irreplaceable College Football Player in 2016" ... Was deemed the "No. 13 on College Football's Pre-Spring Top-75 RB List" and a "Group of 5 Player to Know" by *Athlon Sports* ... Other accolades include the "MW's Top NFL Prospect" by *Sporting News*, "No. 1 on Five-Best MW Pro Prospects" and "SDSU's Best Offensive Player" by *Campus Insiders*, and a "Top-25 MW Player to Watch" by the *Orlando Sentinel* ... Also has been named the "12th-Best Draft-Eligible Running Back" by Phil Steele ... **As of Nov. 6, is second in the Heisman Trophy voting by Chip Patterson (CBS Sports), third by CBS Sports Consensus, Paul Myerberg (USA Today) and Jerry Palm (CBS Sports), fourth by Tom Fornelli (CBS Sports) and Robby Kalland (CBS Sports), and fifth by ESPN Consensus and Dennis Dodd (CBS Sports)** ... Has rushed 244 times for 1,581 yards (6.5 avg.) and 13 touchdowns on the season, while adding a team-high 20 catches for 145 yards (7.2 avg.) ... Leads the nation in rushing yards (1,581), and is second in rushing yards per game (175.7), third in all-purpose yards per game (192.4), tied for sixth in rushing touchdowns (13) and tied for 13th in overall touchdowns (13), despite not playing each of the last three fourth quarters ... Is averaging more rushing yards per game (175.7) than 66 other teams in FBS play and would rank 63rd as a "team" ... His 1,581 yards already rank seventh in SDSU single-season history ... Has four games this year with at least 220 yards, including 281 vs. California (sixth nationally), 223 at Utah State (19th nationally) and 220 at Northern Illinois and at Fresno State (24th nationally). Only two other players have more than one (both have two) ... Over his eight-game streak with at least 100 yards, he has compiled 1,483 yards (185.4 RYPG) and 12 touchdowns on 223 attempts (6.7 avg.) ... Against Cal and NIU, Pumphrey became the first back in the nation to rush for more than 500 yards in a two-game period since Oklahoma's Samaje Perine did it in 2014 ... His rush averages by quarter this year - 1st - 5.2, 2nd - 6.5, 3rd - 7.0 and 4th - 7.8 - and by half - 1st - 5.8 and 2nd - 7.2 ... **vs. New Hampshire (Sept. 3)** ... Rushed 21 times for 98 yards (4.7 avg.), while adding four catches for 41 yards, in the opener vs. New Hampshire ... Moved from 74th in NCAA history to 64th, passing the likes of Bo Jackson (4,303), finishing the game at 4,370 career rushing yards ... **vs. California (Sept. 10)** ... Had a career game vs. California en route to being named the MW Offensive Player of the Week for the fifth time of his career and the Maxwell Award Player of the Week for the first time ... Had a career-high 281 rushing yards and three touchdowns on 29 carries (9.7 avg.) on his way to breaking Marshall Faulk's SDSU career rushing record ... The 281 rushing yards were the fifth most in a game in program history, the seventh most in the country this year (as of Nov. 6) and the most by a current "Group of 5" player vs. a current "Power 5" team since East Carolina's Scott Harley had 361 yards vs. North Carolina State on Nov. 30, 1996 ... It was his 23rd career 100-yard rushing game, which tied Faulk for the most in program history, and third career 200-yard game ... His yards by quarter: 49 in the first, 38 in the second, 114 in the third and 80 in the fourth ... Also added a team-high-tying four catches for 29 yards ... **at Northern Illinois (Sept. 17)** ... Rushed 23 times for 220 yards and three touchdowns at Northern Illinois, his second straight 200-yard game ... Broke Marshall Faulk's (5,595) career all-purpose record ... Broke 100 yards rushing for the 24th time of his career, passing Faulk for the most in program history ... Moved from 39th in NCAA history to 29th with 4,871 career rushing yards, passing the likes of Marcus Allen (4,810) and Thurman Thomas (4,847), among others ... Broke 200 yards rushing for the fourth time of his career ... The 501 rushing yards on 52 carries (9.63 avg.) and six touchdowns over the two-game span was the first time a player had 500 yards in a two-game span since Oklahoma's Samaje Perine totaled 578 from Nov. 22-Dec. 6, 2014 ... Additionally, he became just the third player in MW history with back-to-back 200-yard rushing games and one of two with 500-plus yards in a two-game span ... Now has six career games with at least three rushing touchdowns (SDSU is 6-0 in those games) ... **at South Alabama (Oct. 1)** ... Rushed 25 times for 151 yards (6.0 avg.) and a touchdown at South Alabama, while adding two catches or seven yards ... Broke 100 yards rushing for the 25th time of his career ... Became the MW's all-time rushing leader, passing New Mexico's DonTrell Moore's 4,973 ... Also became the 19th player in NCAA history to eclipse 5,000 career rushing yards ... Moved from 29th in NCAA history to 17th with 5,022 career rushing yards, passing the likes of Melvin Gordon (4,915), Ray Rice (4,926), Michael Turner (4,941), DonTrell Moore (4,973) and Daren Sproles (4,979), among others ... **vs. UNLV (Oct. 8)** ... Rushed 31 times for 141 yards (4.5 avg.) and one touchdown against UNLV, while adding a career-high seven catches for 57 yards, which was seven yards short of matching his career best ... Broke 100 yards rushing for the 26th time of his career ... Moved from 17th in NCAA history (using the official NCAA record books) to 14th with 5,163 rushing yards, passing the likes of LaMichael James (5,082) and Montee Ball (5,140), among others ...

Finished his career with 535 rushing yards and eight touchdowns against UNLV on 80 carries (6.7 avg.) in four meetings ... **at Fresno State (Oct. 14)** ... Rushed a career-high 38 times for 220 yards (5.8 avg.) and two touchdowns at Fresno State ... Moved from 14th in NCAA history (using the official NCAA record books) to eighth with 5,383 rushing yards, passing the likes of Archie Griffin (5,177), Herschel Walker (5,259) and LaDainian Tomlinson (5,263) ... Broke 100 yards rushing for the fifth straight game and 27th time of his career to move into sole possession of first place in Mountain West history ... Broke 150 yards for the 12th time of his career and fourth time this year in six games ... Broke 200 yards for the fifth time of his career and third time this season in six games ... Broke 1,000 yards for the season in just the sixth game, tying Marshall Faulk in 1992 for the fastest to reach 1,000 yards in a season by an Aztec ... The 38 carries were the most by an Aztec since Lynell Hamilton rushed 40 times vs. Wyoming in 2003 ... **vs. San José State (Oct. 21)** ... Rushed 24 times for 135 yards (5.6 avg.) and two touchdowns, while adding two catches for 14 yards against San José State ... Broke 100 yards rushing for the sixth straight game and 28th time of his career ... Recorded a rushing touchdown for an eighth straight game (14 total over that span) and scored an overall touchdown for the 11th consecutive game (19 total) ... Scored his 12th and 13th rushing touchdowns of the season and now has 58 for his career, which passed Marshall Faulk for the school record and ranks in a tie for 11th all-time in NCAA FBS history ... Also scored his 12th and 13th overall touchdowns this year and now has 63 for his career, which passed Marshall Faulk for the Aztec record and are tied for the 11th most in NCAA FBS history ... Finished his career with 626 rushing yards (156.5 RYPG) and seven rushing touchdowns (eight overall scores) on 75 carries (8.3 avg.) against San José State ... **at Utah State (Oct. 28)** ... Rushed 32 times for 223 yards (7.0 avg.) at Utah State without playing the fourth quarter ... Moved from eighth on the NCAA FBS all-time rushing list to fifth (5,741), passing Cedric Benson (5,540), Travis Prentice (5,596) and Charles White (5,598) ... Moved into 10th place on the SDSU single-season rush list with 1,469 yards for the year ... Broke 100 yards rushing for the seventh straight game (fourth-longest streak in SDSU history) and 29th time of his career, the active FBS leader ... Broke 150 yards for the fifth time on the year and 13th time of his career (passing Ronnie Hillman for second most at SDSU) ... Broke 200 yards for the fourth time of the season (tied with Marshall Faulk for most in SDSU single-season history) and sixth time of his career (second in school history, one behind Faulk) ... Recorded his fourth game this year with at least 220 yards (no other player in FBS this year had more than one through the first nine weeks) ... In two career games against Utah State, he now has rushed for 404 yards and two touchdowns on 55 carries (7.3 avg.) ... **vs. Hawai'i (Nov. 5)** ... Rushed 21 times for 112 yards (5.3 avg.) without playing in the fourth quarter for the third consecutive game ... Now has 1,581 yards for the season, which ranks seventh in school single-season history ... Broke 100 yards rushing for the eighth straight game (tied for the second-longest streak in SDSU history) and 30th time of his career, the active FBS leader ... SDSU improved to 25-5 when he reached 100 rushing yards.

- **2015 (Junior):** Was named the Mountain West Offensive Player of the Year and a first-team all-league pick by the league's coaches and media ... He was the first Aztec to be named a league offensive player of the year since George Jones in 1995 as a member of the Pacific Division of the WAC and the fourth offensive honoree in program history ... Also was awarded the team's John Simcox Memorial Trophy as the 2015 team MVP for the second straight year, joining Kirk Morrison (2003-04), Marshall Faulk (1992-93), Todd Santos (1986-87) and Gary Garrison (1964-65) as the only repeat winners in program history ... Also won the Byron H. Chase Memorial Offensive Player-of-the-Year award for a second straight year ... Was named an honorable-mention Sports Illustrated All-American ... Also was picked as a first-team all-MW selection by *Phil Steele Magazine* ... Racked up numerous preseason awards, headlined by being named to the Maxwell Award Watch List (player of the year) and the Doak Walker Award Watch List (top running back) ... Also was on the CFPA National Performer of the Year Trophy Watch List (top player) ... Was chosen as a preseason all-MW performer by the Mountain West media, *USA Today*, *Phil Steele*, *Sporting News*, *Athlon Sports*, *Lindy's Sports* and *ESPN College Football Preview* ... Was also *Lindy's* Mountain West Most Valuable Player and ESPN's Mountain West Offensive Player of the Year ... *Campus Insiders* named him the "No. 6 Running Back in FBS," while *Lindy's Sports* had him at No. 9 ... Has been deemed by *Sports Illustrated* as "Five Players Who Deserve Attention" ... Was listed as the "No. 2 NFL Talent in the Mountain West" by *Lindy's Sports* and the "No. 1 Running Back in the Mountain West" by *Athlon Sports* ... Was the "Most Likely to Have 1,500 Yards Rushing," according to *USA Today* ... Was listed as the "Biggest Overachiever" by *Sporting News* and a "SDSU Player to Watch" by *Lindy's Sports* ... Was named the MW Offensive Player of the Week twice on the season ... Led the Aztecs with 1,653 rushing yards on 309 attempts (5.3 avg.) and 17 rushing touchdowns ... Also had a team-high 28 catches for 416 yards (second on team) (14.9 avg.) and three receiving scores (second on team), and led SDSU with 2,069 all-purpose yards ... Was one of only four

players in FBS to lead his team in rushing yards and catches ... Had eight straight games with a 100-plus yards from Oct. 3-Nov. 28, which is the longest streak in MW history and tied for the second-longest streak in school history ... Had his streak of five straight games with at least 100 rushing yards snapped in the opener vs. San Diego after rushing 19 times for 62 yards (3.3 avg.) with a touchdown ... Also caught two passes out of the backfield for 14 yards (7.0 avg.) ... Rushed for 85 yards on 21 attempts (4.0 avg.) at California in his 15th consecutive start ... Also caught two passes for 23 yards (11.5 avg.) ... Broke 100-plus rushing yards for the first time of the season with 102 yards on 28 carries (3.6 avg.) against South Alabama ... Also had a team-high five catches for a team-best 55 yards (11.0 avg.) ... The five receptions matched a career high ... Rushed 18 times for 56 yards (3.1 avg.) and a touchdown at Penn State ... Added a team-high five catches, matching a career high, for 53 yards (10.6 avg.) ... Rushed 23 times for 124 yards (5.4 avg.) and a 33-yard touchdown vs. Fresno State before exiting midway through the third quarter with an injury ... Became the fourth Aztec in school history to rush for at least 3,000 yards over his career in the game ... The 33-yard rush was his longest of the season at that point ... Was named the MW Offensive Player of the Week for the third time of his career for his play at Hawai'i ... Rushed a career-high 30 times for 148 yards (4.9 avg.), including three touchdowns, and two catches for 49 yards ... Had multiple touchdowns for the first time this year ... Also had a career-long 36-yard reception, which came on 3rd and 6 and led to his final touchdown of the night ... Scored his first two touchdowns in just 5:50 of action ... Had another huge game at San José State, rushing 20 times for 152 yards (7.6 avg.), including a touchdown, and three catches for 55 yards and another score ... Had four more rushing yards (152) than San José State had total yards (148) ... Moved past Ronnie Hillman (2010-11) into third place on the school's all-time rushing list ... The receiving touchdown was his first since Oct. 10, 2013 at Air Force and third of his career ... Now has 491 rushing yards (163.7 avg.) and five rushing touchdowns on 51 carries (9.6 avg.) over his career against San José State ... Rushed 23 times for 181 yards (7.9 avg.) and two touchdowns against Utah State ... Had his second 150-yard game of the season and seventh of his career (T-4th all-time at SDSU) ... The two rushing touchdowns moved him past Ronnie Hillman (2010-11) and Larry Ned (1998-01) into second all-time in program history ... Included in the 181 yards was a 62-yard touchdown run ... Was named the MW Offensive Player of the Week for the second time of the season at Colorado State, rushing 20 times for 121 yards (6.1 avg.) and two touchdowns, while adding two catches for 47 yards (23.5 avg.) and another score ... Broke 1,000 yards for the season during the game, making him one of five players in school history with multiple 1,000-yard campaigns ... Scored a rushing touchdown for the seventh straight game, the longest streak of his career ... Had multiple overall touchdowns for the fourth straight game ... Had a season-long 64-yard rush ... Rushed 29 times for 140 yards (4.8 avg.), while adding three catches for 29 yards (9.7 avg.) against Wyoming ... Broke 100 yards rushing for the sixth straight game ... Had a long rush of 28 yards ... Rushed 14 times for 139 yards (9.9 avg.) and two touchdowns at UNLV ... Broke 100 yards rushing for the seventh straight game ... Now has 393 rushing yards and seven touchdowns on 49 attempts (8.0 avg.) against UNLV in three games ... Rushed 23 times for 154 yards (6.7 avg.) and two touchdowns against Nevada ... Broke 100 yards rushing for the eighth straight game, ninth time this season and 22nd time of his career ... Broke 4,000 rushing yards for his career with a season-long 72-yard run in the second quarter ... Became one of just two Aztecs (Marshall Faulk, 4,589) and one of two players in Mountain West history (New Mexico's DonTrell Moore, 4,973) with at least 4,000 rushing yards ... Scored his 15th and 16th rushing touchdowns of the season It was 12th career game with multiple rushing touchdowns and 14th overall with multiple scores ... Rushed 16 times for 90 yards (5.6 avg.) in the MW Championship game against Air Force, while adding two catches for 64 yards (32.0 avg.) and a touchdown ... Set career highs in receiving yards (64) and long reception (40) ... The receiving touchdown was his third of the year and fifth of his career ... Rushed 25 times for 99 yards (4.0 avg.) vs. Cincinnati in the Hawai'i Bowl, while adding a 19-yard reception and throwing a 16-yard touchdown pass ... Scored his 17th rushing touchdown of the season (45th of career) and 20th overall touchdown on the year (50th of career) ... The touchdown pass was the first of his career ... San Diego State improved to 21-7 over his career when he records at least one rushing touchdown.

- **2014 (Sophomore):** Was named a *Sports Illustrated* Honorable-Mention All-American ... Was also a first-team all-Mountain West pick by the league's media and coaches ... Additionally was named the team's Most Valuable Player and was chosen as the Offensive Player of the Year at the team banquet ... Was on the Doak Walker Award Watch List, which goes out to the top running back in the country ... Was named to the Mountain West midseason first team by Phil Steele ... Also was selected to the preseason all-Mountain West team by the MW media, as well as a first-team pick by *Athlon Sports* and a second-team selection by *Lindy's Sports* ... Also was deemed SDSU's Most Valuable Player and a player to watch by *Lindy's Sports* ... Started all 13 of the team's games ... Rushed for a school-record 1,867 yards on 276 attempts (6.8 avg.)

with 20 touchdowns ... Became the 15th Aztec to rush for 1,000 yards in a season (20th occasion overall), the 13th in their DI era (18th occasion overall) and sixth sophomore in school history ... Reached 1,000 yards on the year in his eighth game, which was tied for the fifth-fewest games played to reach 1,000 yards in school history ... Also had 23 catches for 160 yards (7.0 avg.) ... Had a school single-season record 10, 100-yard rushing games on the year with the other three games going for 89, 94 and 85 ... Also ranked fourth in single-season history in rushing touchdowns (20) and tied for fifth in overall scores (20) ... Ranked fourth in the nation in rushing yards per game (143.62), eighth in all-purpose yards per game (155.92), ninth in rushing touchdowns (20), 10th in rushing yards per carry (6.76) and tied for 17th in points per game (9.23 (11th among non-kickers)) ... Had a solid debut vs. Northern Arizona in his second career start, rushing for a game-high 111 yards and two touchdowns on 19 attempts (5.8 avg.) ... It was the fourth 100-yard rushing game of his career and the 14th by an Aztec in a season opener in program history ... Also added a team-long and career-long 31-yard catch ... Rushed for an even 100 yards on 17 carries (5.9 avg.) with two touchdowns on No. 21/23 North Carolina ... Also led the team with a career-high five receptions for 18 yards ... It was his second straight 100-yard rushing game ... Rushed for 89 yards and a touchdown on 17 carries (5.2 avg.) at Oregon State in a third straight start ... The 89 yards put him over 1,000 for his career in his 16th career game, despite only starting four times ... Also had two receptions for 14 yards ... Had a big game against UNLV, rushing 22 times and a career-high four touchdowns and 167 yards, averaging 7.6 yards per carry ... He had 107 yards and all four of his touchdowns in the first half as SDSU raced out to a 28-10 lead ... The four rushing touchdowns (and four overall scores) were the most by an Aztec player since Adam Muema had four at Wyoming on Nov. 24, 2012, tied for the fifth most in a game in school history, tied for the fifth most in a game in Mountain West history and tied for the eighth most in a game in FBS play this season ... Also had two catches (for -(-3) yards) ... Was named the Mountain West Offensive Player of the Week for his efforts and also a CFPA Honorable Mention Running Back Performer of the Week ... Rushed for 94 yards on 24 attempts (3.9 avg.) at Fresno State and did not make a catch for the first time on the season ... Had a huge game at New Mexico, rushing for yards and two touchdowns on 20 attempts, averaging 12.3 yards per carry ... The 246 yards rank as the 14th most in program history ... He became the 19th player in school history with a 200-yard rushing game (40th time overall) ... Had a 93-yard rushing touchdown, which is tied for the third-longest rushing play in program history, tied for the second longest in its Division I era (since 1969) and third longest in the nation this year ... Also added a 7-yard reception ... Was named the MW Offensive Player of the Week for the second time in three weeks for his performance, along with honorable mention accolades as a CFPA Running Back Performer of the Week ... Rushed for 182 yards and a touchdown on 25 attempts, averaging 7.3 yards per carry, vs. Hawai'i ... Rushed for 85 yards on 13 attempts, averaging 6.5 yards per carry, at Nevada ... Broke 1,000 yards in his eighth game, which is tied for the fifth-fewest games played to reach 1,000 yards in school history ... Also added a 3-yard reception ... Rushed for 142 yards and a touchdown on a career-high 26 attempts against Idaho, averaging 5.5 yards per attempt ... Also had a 3-yard reception ... Rushed for 147 yards and two touchdowns on 24 attempts at Boise State, posting a 6.1 average per carry ... It was his sixth career game with multiple rushing touchdowns ... Also added three catches for 35 yards ... Had 131 yards rushing vs. Air Force with a touchdown on a career-high 27 attempts (4.9 avg.) ... Also had one catch for 14 yards ... Rushed for 261 yards and three touchdowns on 21 attempts, averaging 12.4 yards per carry, vs. San José State ... The 261 yards were the eighth most in SDSU single-game history and the 17th most in FBS play in 2015 ... His career-high effort surpassed his 246 yards gained at New Mexico earlier this season (Oct. 10) ... Finished his season with 112 yards on 21 attempts (5.3 avg.) and a touchdown against Navy in the Poinsettia Bowl ... Also had a team-high four catches for 42 yards, including a long of six yards.

- **2013 (Freshman):** Was named to the College Football News all-Freshman Team as an honorable-mention pick ... Was picked as a midseason third-team all-MW selection by Phil Steele ... Played in all 13 games with one start as a true freshman ... Was second on the team with 752 rushing yards on 125 carries (6.0 avg.) ... Ranked 12th in the nation among freshmen with 57.8 yards per game ... Also had eight rushing touchdowns and 10 overall touchdowns, both of which ranked second on the team ... The eight rushing touchdowns were the sixth most among freshmen in the country ... Was the first Aztec freshman with 100 or more yards in three straight games since Marshall Faulk in 1991 when he did it against New Mexico State (Sept. 28), Nevada (Oct. 4) and Air Force (Oct. 10) ... Had 22 catches for 234 yards (10.6 avg.) and two touchdowns and returned four kickoffs for 63 yards (15.8 avg.) ... The 752 rushing yards were the sixth-most ever among Aztec freshmen ... Was one of only two freshmen in the nation (and 19 players overall) with at least 750 rushing yards and 230 receiving yards ... Of his 151 touches, 32 (21.2 percent) resulted in a gain of at least 10 yards, while 10 (6.7 percent) ended with a touchdown ... Played in the opener as a true freshman vs. Eastern Illinois

... Was all over the field, rushing for 25 yards on seven carries (3.6 avg.), catching three passes for 17 yards (5.7 avg.) and returning three kickoffs for 43 yards ... Carried three times for 18 yards (6.0 avg.) at No. 3/2 Ohio State with a 14-yarder and added an 18-yard reception ... Also returned a kickoff for 20 yards ... Had three catches out of the backfield for 53 yards and his first career touchdown against Oregon State ... Also carried four times for 10 yards ... Had a breakout game at New Mexico State, rushing for a career-high 167 yards on 19 attempts (8.8 avg.) and three touchdowns ... He became the 73rd different Aztec with a 100-yard rushing game ... The 167 yards were the 11th most in a game nationally by a freshman and the most by an Aztec freshman since Ronnie Hillman had 228 yards in the 2010 Poinsettia Bowl ... His three rushing touchdowns were also tied for the fifth most in the country by a freshman ... Also set a career high with 19 attempts and added a career-long 43-yard run ... Was named a CFPA honorable mention running back performer of the week for his efforts ... Posted his second consecutive 100-yard rushing game vs. Nevada with 11 carries for 112 yards and a touchdown ... He became the first Aztec freshman to rush for more than 100 yards in consecutive games since Ronnie Hillman did it in the final two contests of 2010 ... Also had a career-long 72-yard run ... Had 117 yards and a touchdown on 17 attempts (6.9 avg.) at Air Force, including the game-winning 10-yard touchdown on a 3rd and goal from the 10 with 1:39 left in the fourth quarter ... He became the first Aztec freshman with 100 or more yards in three straight games since Marshall Faulk in 1991 and the first Aztec with three straight 100-yard rushing games since Ronnie Hillman in 2011 ... Also had two catches for 43 yards and a touchdown, including a career-long tying 23-yard grab ... Carried 12 times for 37 yards against No. 15/18 Fresno State and also had one reception for 18 yards ... Rushed five times for 14 yards in the win vs. New Mexico State ... Also had a 9-yard catch ... Had a good all-around game off the bench at San José State, rushing 10 times for 78 yards (7.8 avg.) with a touchdown and adding an 18-yard reception ... Ran 10 times for 61 yards and a touchdown at Hawai'i and caught two passes for 21 yards ... Ran 12 times for a hard 24 yards vs. Boise State ... Also had a career-high four catches for 29 yards ... Attempted his first pass, which was incomplete to Colin Lockett ... Earned his first career start at UNLV in his hometown, posting team highs of 13 attempts and 87 yards (6.7 avg.) with one touchdown ... Also made three catches for 10 yards ... Carried twice off the bench for two yards vs. Buffalo at the Famous Idaho Potato Bowl.

- **High School:** Speedy running back for Canyon Springs High School in Las Vegas, Nev. ... Was named the Gatorade Nevada Player of the Year in 2012 after rushing for 1,491 yards on 160 carries (9.3 avg.) and 19 touchdowns ... Afirst-team all-state pick in 2012 and a second-team selection in 2011 by the *Las Vegas Review-Journal* ... A two-time Sunrise Region MVP ... Also was named the Northeast League's Most Valuable Offensive Player ... Ran for 347 yards and five touchdowns on just 10 carries in a win over Foothill ... Ran for 4,152 yards and 49 touchdowns on 494 attempts (8.40 avg.) over his career at Canyon Springs High School ... Also had 29 receptions for 524 yards (27.6 avg.) and five touchdowns and two kickoff returns for a touchdown ... A three-star recruit by *Rivals.com* and ESPN, and a two-star recruit by *Scout.com* and *247Sports.com* ... Earned a grade of 78 by 247Sports and a scout grade of 72 by ESPN ... As an all-purpose back, was ranked fourth in Nevada by *Rivals* and 48th by *247Sports* ... As a running back, was listed as No. 121 by ESPN (No. 5 in Nevada) and No. 146 by Scout ... Was also a member of the track and field team, where he was state runner-up in the 100 and 200 meters as a junior.

- **Personals:** Donnel Laray Pumphrey was born Dec. 6, 1994, in North Las Vegas, Nev. ... Son of Donnel Pumphrey, Sr. and Regina Padua ... Also took an official visit to UNLV and received offers from Colorado, Duke, Nevada and Utah ... Also received recruiting interest from Arizona, Boise State, Oklahoma, Oregon, San José State and Utah State ... Is majoring in communica-tion.

Pumphrey's Career Statistics

| Season | Rushing | | | | | Receiving | | | | | | |
|---------------|-----------|-----------|------------|--------------|-----------|-----------|-----------|-----------|------------|-------------|----------|-----------|
| | GP | GS | Att. | Yds. | TD | Lg. 100+ | No. | Yds. | Avg. | TD | Lg. | |
| 2013 | 13 | 1 | 125 | 752 | 8 | 72 | 3 | 22 | 234 | 10.6 | 2 | 23 |
| 2014 | 13 | 13 | 276 | 1,867 | 20 | 93 | 10 | 23 | 160 | 7.0 | 0 | 31 |
| 2015 | 14 | 14 | 309 | 1,653 | 17 | 72 | 9 | 28 | 416 | 14.9 | 3 | 40 |
| 2016 | 9 | 9 | 244 | 1,581 | 13 | 79 | 8 | 20 | 145 | 7.2 | 0 | 26 |
| Career | 49 | 37 | 954 | 5,853 | 58 | 93 | 30 | 93 | 955 | 10.3 | 5 | 40 |

Career Highs: Carries: 38 at Fresno State (10/15/16); Rushing Yards: 281 vs. California (9/10/16); Rushing Touchdowns: 4 vs. UNLV (9/27/14); Long Rush: 93 at New Mexico (10/10/14); Receptions: 7 vs. UNLV (10/8/16); Receiving Yards: 64 vs. Air Force (12/5/15); Receiving Touchdowns: 1, five times; Long Reception: 40 vs. Air Force (12/5/15); Kickoff Returns: 3 vs. Eastern Illinois (8/31/13); Kickoff Return Yards: 43 vs. Eastern Illinois (8/31/13); Longest Kickoff Return: 28 vs. Eastern Illinois (8/31/13); Overall Touchdowns: 4 vs. UNLV (9/27/14);

Pass Attempts: 1, five times; Completions: 1 vs. Cincinnati (12/24/15); Passing Yards: 16 vs. Cincinnati (12/24/15); Passing Touchdowns: 1 vs. Cincinnati (12/24/15); Long Pass: 16 vs. Cincinnati (12/24/15).

2016 Highs: Carries: 38 at Fresno State (10/14/16); Rushing Yards: 281 vs. California (9/10/16); Rushing Touchdowns: 3 at Northern Illinois (9/17/16), vs. California (9/10/16); Long Rush: 79 at Northern Illinois (9/17/16); Receptions: 7 vs. UNLV (10/8/16); Receiving Yards: 57 vs. UNLV (10/8/16); Long Reception: 26 vs. New Hampshire (9/3/16); Kickoff Returns: 1 at Utah State (10/28/16); Kickoff Return Yards: 6 at Utah State (10/28/16); Longest Kickoff Return: 6 at Utah State (10/28/16); Overall Touchdowns: 3 at Northern Illinois (9/17/16), vs. California (9/10/16); Pass Attempts: 1 at Utah State (10/28/16).

Pumphrey's Career Game-by-Game

| Date | Opponent | GP | GS | Rushing | | | | Receiving | | | |
|---------|-----------------------|----|----|---------|------|-------|----|-----------|------|----|--|
| | | | | Att. | Yds. | Avg. | TD | No. | Yds. | TD | |
| A.31.13 | Eastern Illinois | 1 | 0 | 7 | 25 | 3.57 | 0 | 3 | 17 | 0 | |
| S.7.13 | at 3/2 Ohio State | 1 | 0 | 3 | 18 | 6.00 | 0 | 1 | 18 | 0 | |
| S.21.13 | Oregon State | 1 | 0 | 4 | 10 | 2.50 | 0 | 3 | 53 | 1 | |
| S.28.13 | at New Mexico State | 1 | 0 | 19 | 167 | 8.79 | 3 | 1 | -2 | 0 | |
| O.4.13 | vs. Nevada* | 1 | 0 | 11 | 112 | 10.18 | 1 | 0 | 0 | 0 | |
| O.10.13 | at Air Force* | 1 | 0 | 17 | 117 | 6.88 | 1 | 2 | 43 | 1 | |
| O.26.13 | 15/18 Fresno State* | 1 | 0 | 12 | 37 | 3.33 | 0 | 1 | 18 | 0 | |
| N.2.13 | New Mexico* | 1 | 0 | 5 | 14 | 2.80 | 0 | 1 | 9 | 0 | |
| N.9.13 | at San José State* | 1 | 0 | 10 | 78 | 7.80 | 1 | 1 | 18 | 0 | |
| N.16.13 | at Hawai'i* | 1 | 0 | 10 | 61 | 6.10 | 1 | 2 | 21 | 0 | |
| N.23.13 | Boise State* | 1 | 0 | 12 | 24 | 2.00 | 0 | 4 | 29 | 0 | |
| N.30.13 | at UNLV* | 1 | 1 | 13 | 87 | 6.69 | 1 | 3 | 10 | 0 | |
| D.21.13 | vs. Buffalo& | 1 | 0 | 2 | 2 | 1.00 | 0 | 0 | 0 | 0 | |
| A.30.14 | Northern Arizona | 1 | 1 | 19 | 111 | 5.84 | 2 | 1 | 31 | 0 | |
| S.6.14 | at 21/23 No. Carolina | 1 | 1 | 17 | 100 | 5.88 | 2 | 5 | 18 | 0 | |
| S.20.14 | at Oregon State | 1 | 1 | 17 | 89 | 5.24 | 1 | 2 | 14 | 0 | |
| S.27.14 | UNLV* | 1 | 1 | 22 | 167 | 7.59 | 4 | 2 | -3 | 0 | |
| O.3.14 | at Fresno State* | 1 | 1 | 24 | 94 | 3.92 | 0 | 0 | 0 | 0 | |
| O.10.14 | at New Mexico* | 1 | 1 | 20 | 246 | 12.30 | 2 | 1 | 7 | 0 | |
| O.18.14 | Hawai'i* | 1 | 1 | 25 | 182 | 7.28 | 1 | 1 | -4 | 0 | |
| N.1.14 | at Nevada* | 1 | 1 | 13 | 85 | 6.54 | 0 | 1 | 3 | 0 | |
| N.8.14 | Idaho | 1 | 1 | 26 | 142 | 5.46 | 1 | 1 | 3 | 0 | |
| N.15.14 | at Boise State* | 1 | 1 | 24 | 147 | 6.13 | 2 | 3 | 28 | 0 | |
| N.21.14 | Air Force* | 1 | 1 | 27 | 131 | 4.85 | 1 | 1 | 14 | 0 | |
| N.29.14 | San José State* | 1 | 1 | 21 | 261 | 12.43 | 3 | 1 | 7 | 0 | |
| D.23.14 | Navy# | 1 | 1 | 21 | 112 | 5.33 | 1 | 4 | 42 | 0 | |
| S.5.15 | San Diego | 1 | 1 | 19 | 62 | 3.26 | 1 | 2 | 14 | 0 | |
| S.12.15 | at California | 1 | 1 | 21 | 85 | 4.05 | 0 | 2 | 23 | 0 | |
| S.19.15 | South Alabama | 1 | 1 | 28 | 102 | 3.64 | 1 | 5 | 55 | 0 | |
| S.26.15 | at Penn State | 1 | 1 | 18 | 56 | 3.11 | 1 | 5 | 53 | 0 | |
| O.3.15 | Fresno State* | 1 | 1 | 23 | 124 | 5.39 | 1 | 0 | 0 | 0 | |
| O.10.15 | at Hawai'i* | 1 | 1 | 30 | 148 | 4.93 | 3 | 2 | 49 | 0 | |
| O.17.15 | at San José State* | 1 | 1 | 20 | 152 | 7.60 | 1 | 3 | 55 | 1 | |
| O.23.15 | Utah State* | 1 | 1 | 23 | 181 | 7.87 | 2 | 0 | 0 | 0 | |
| O.31.15 | at Colorado State* | 1 | 1 | 20 | 121 | 6.05 | 2 | 2 | 47 | 1 | |
| N.14.15 | Wyoming* | 1 | 1 | 29 | 140 | 4.83 | 0 | 3 | 29 | 0 | |
| N.21.15 | at UNLV* | 1 | 1 | 14 | 139 | 9.93 | 2 | 0 | 0 | 0 | |
| N.28.15 | Nevada* | 1 | 1 | 23 | 154 | 6.70 | 2 | 1 | 8 | 0 | |
| D.5.15 | Air Force` | 1 | 1 | 16 | 90 | 5.63 | 0 | 2 | 64 | 1 | |
| D.24.15 | vs. Cincinnati% | 1 | 1 | 25 | 99 | 3.96 | 1 | 1 | 19 | 0 | |
| S.3.16 | New Hampshire | 1 | 1 | 21 | 98 | 4.67 | 1 | 4 | 41 | 0 | |
| S.10.16 | California | 1 | 1 | 29 | 281 | 9.69 | 3 | 4 | 29 | 0 | |
| S.17.16 | at Northern Illinois | 1 | 1 | 23 | 220 | 9.57 | 3 | 1 | -3 | 0 | |
| O.1.16 | at South Alabama | 1 | 1 | 25 | 151 | 6.04 | 1 | 2 | 7 | 0 | |
| O.8.16 | UNLV* | 1 | 1 | 31 | 141 | 4.55 | 1 | 7 | 57 | 0 | |
| O.14.16 | at Fresno State* | 1 | 1 | 38 | 220 | 5.79 | 2 | 0 | 0 | 0 | |
| O.21.16 | San José State* | 1 | 1 | 24 | 135 | 5.63 | 2 | 2 | 14 | 0 | |
| O.28.16 | at Utah State* | 1 | 1 | 32 | 223 | 6.97 | 0 | 0 | 0 | 0 | |
| N.5.16 | Hawai'i* | 1 | 1 | 21 | 112 | 5.33 | 0 | 0 | 0 | 0 | |

*Bold indicates season high. * - Mountain West game. & - 2013 Famous Idaho Potato Bowl (Bronco*

Stadium; Boise, Idaho). # - 2014 San Diego County Credit Union Poinsettia Bowl (Qualcomm Stadium; San Diego, Calif.). `` - 2015 Sports Authority Mountain West Championship (Qualcomm Stadium; San Diego, Calif.). % - 2015 Hawai'i Bowl (Aloha Stadium; Honolulu, Hawaii).

#84 DARRYL RICHARDSON

Tight End • Junior • 6-5 • 255 • Seffner, Fla. • Armwood HS

- **At San Diego State:** Big, athletic tight end who used to play quarterback ... Has great hands ... Improving on his blocking techniques ... Is listed third on the depth chart at tight end heading into the weekend.
- **2016 (Junior):** Has played in the team's nine games, starting once ... Has a 21-yard catch ... **vs. New Hampshire (Sept. 3)** ... Saw time in the opener vs. New Hampshire, but did not record a stat ... **vs. California (Sept. 10)** ... Also played statless time vs. California ... **at Northern Illinois (Sept. 17)** ... Did not record a stat in extensive time at Northern Illinois ... **at South Alabama (Oct. 1)** ... Did not find the stat sheet once again at South Alabama ... **vs. UNLV (Oct. 8)** ... Did not record a stat vs. UNLV ... **at Fresno State (Oct. 14)** ... Also did not find the stat sheet in time at Fresno State ... **vs. San José State (Oct. 21)** ... Made his first career start against San José State, but did not record a stat ... **at Utah State (Oct. 28)** ... Did not record a stat in playing time at Utah State ... **vs. Hawai'i (Nov. 5)** ... Made his first career catch, a 21-yarder in fourth quarter time against Hawai'i.
- **2015 (Sophomore):** Played in five games without recording a stat ... Made his collegiate debut vs. San Diego in the opener ... Also played against Utah State, Colorado State, UNLV and Cincinnati in the Hawai'i Bowl.
- **2014 (Freshman):** Did not play in his second season at San Diego State.
- **2013 (Redshirt):** Redshirted his first year at SDSU.
- **High School:** Was recruited heavily as a quarterback ... Threw for 1,133 yards and 13 touchdowns, while completing 68 of his 125 pass attempts (54.4 pct.) as a senior at Armwood High School ... Also ran for 229 yards and four touchdowns and caught five passes for 82 yards and two scores ... Armwood won the 2011 state championship ... Played at Tampa Bay Tech before attending Armwood High ... A four-star recruit as a dual-threat quarterback by ESPN, while receiving a scout grade of 82 ... Got three stars from *Rivals.com* (quarterback), *Scout.com* (tight end) and 247Sports (dual-threat quarterback/tight end) ... ESPN rated him as the 18th-best dual-threat quarterback in the nation and 62nd out of all recruits in talent-rich Florida ... Scout ranked him as the 21st-best tight end in the country, while 247Sports had him 40th among all dual-threat quarterbacks ... Also a standout in the outfield on the baseball team at Armwood.
- **Personal:** Darryl Jerome Richardson was born Nov. 30, 1994, in Tampa, Fla. ... Son of Darryl Richardson, Sr. and Liza Johnson ... Also received an offer from UCLA as a tight end and offers from Mississippi, Missouri, South Florida, Tennessee and Western Kentucky as a quarterback ... Auburn and Ohio State also showed interest in the recruiting process ... Is majoring in social science.

Richardson's Career Statistics

Receiving

| Season | GP | GS | Rec. | Yds. | Avg. | Long | TD |
|---------------|-----------|----------|----------|-----------|-------------|-----------|----------|
| 2015 | 5 | 0 | 0 | 0 | 0.0 | 0 | 0 |
| 2016 | 9 | 1 | 1 | 21 | 21.0 | 21 | 0 |
| Career | 14 | 1 | 1 | 21 | 21.0 | 21 | 0 |

Career/2016 Highs: Receptions: 1 vs. Hawai'i (11/5/16); Receiving Yards: 21 vs. Hawai'i (11/5/16); Long Reception: 21 vs. Hawai'i (11/5/16).

Richardson's Career Game-by-Game

Receiving

| Date | Opponent | GP | GS | No. | Yds. | Avg. | Lg. | TD | TD Lengths |
|---------|--------------------|----|----|-----|------|------|-----|----|----------------------|
| S.5.15 | San Diego | 1 | 0 | 0 | 0 | 0.0 | 0 | 0 | |
| S.12.15 | at California | | | | | | | | --- Did Not Play --- |
| S.19.15 | South Alabama | | | | | | | | --- Did Not Play --- |
| S.26.15 | at Penn State | | | | | | | | --- Did Not Play --- |
| O.3.15 | Fresno State* | | | | | | | | --- Did Not Play --- |
| O.10.15 | at Hawai'i* | | | | | | | | --- Did Not Play --- |
| O.17.15 | at San José State* | | | | | | | | --- Did Not Play --- |
| O.23.15 | Utah State* | 1 | 0 | 0 | 0 | 0.0 | 0 | 0 | |
| O.31.15 | at Colorado State* | 1 | 0 | 0 | 0 | 0.0 | 0 | 0 | |
| N.14.15 | Wyoming* | | | | | | | | --- Did Not Play --- |
| N.21.15 | at UNLV* | 1 | 0 | 0 | 0 | 0.0 | 0 | 0 | |

| | | | | | | | | | | |
|---------|----------------------|---|---|---|----|------|----|---|---|----------------------|
| N.28.15 | Nevada* | | | | | | | | | --- Did Not Play --- |
| D.5.15 | Air Force`` | | | | | | | | | --- Did Not Play --- |
| D.24.15 | vs. Cincinnati% | 1 | 0 | 0 | 0 | 0.0 | 0 | 0 | 0 | |
| S.3.16 | New Hampshire | 1 | 0 | 0 | 0 | 0.0 | 0 | 0 | 0 | |
| S.10.16 | California | 1 | 0 | 0 | 0 | 0.0 | 0 | 0 | 0 | |
| S.17.16 | at Northern Illinois | 1 | 0 | 0 | 0 | 0.0 | 0 | 0 | 0 | |
| O.1.16 | at South Alabama | 1 | 0 | 0 | 0 | 0.0 | 0 | 0 | 0 | |
| O.8.16 | UNLV* | 1 | 0 | 0 | 0 | 0.0 | 0 | 0 | 0 | |
| O.14.16 | at Fresno State* | 1 | 0 | 0 | 0 | 0.0 | 0 | 0 | 0 | |
| O.21.16 | San José State* | 1 | 1 | 0 | 0 | 0.0 | 0 | 0 | 0 | |
| O.28.16 | at Utah State* | 1 | 0 | 0 | 0 | 0.0 | 0 | 0 | 0 | |
| N.5.16 | Hawai'i* | 1 | 0 | 1 | 21 | 21.0 | 21 | 0 | 0 | |

*Bold indicates season high. * - Mountain West game. `` - 2015 Sports Authority Mountain West Championship (Qualcomm Stadium; San Diego, Calif.). % - 2015 Hawai'i Bowl (Aloha Stadium; Honolulu, Hawaii).*

#40 RANDY RICKS

Linebacker • Senior • 6-5 • 230 • Las Vegas, Nev. • Arizona Western CC

- **At San Diego State:** Big body who has experience playing both linebacker and at defensive line ... Picked up Rocky Long's 3-3-5 defense quickly and started two games last season, and the first two this year ... Originally signed with the Aztecs in 2012, but didn't join SDSU until the fall of 2015 ... Was the starting linebacker for the first four games until a foot injury at South Alabama sidelined him for the season.
- **2016 (Senior):** Had 11 tackles (eight solo) on the season in four starts, while adding three tackles for loss, a 7-yard sack, a forced fumble, two pass breakups and three quarterback hurries ... **vs. New Hampshire (Sept. 3)** ... Made his third career start in the opener against New Hampshire, making a career-high five tackles (three solo), including a 7-yard sack (and TFL) ... Also added a pass breakup ... The five stops was tied for the second most on the team ... **vs. California (Sept. 10)** ... Had another good game in a start vs. California, registering three tackles (two solo), a forced fumble, a tackle for loss and a quarterback hurry ... **at Northern Illinois (Sept. 17)** ... Came up with two tackles (both solo), including a tackle for loss, pass breakup and a quarterback hurry at Northern Illinois ... **at South Alabama (Oct. 1)** ... Had one solo tackle in a start at South Alabama, exiting the game early with a foot injury ... **vs. UNLV (Oct. 8)** ... Did not play in the UNLV game, having had surgery earlier in the week ... **at Fresno State (Oct. 14)** ... Did not travel to Fresno State because of the foot injury ... **vs. San José State (Oct. 21)** ... Was in crutches on the sidelines for the San José State game ... **at Utah State (Oct. 28)** ... Did not travel to Utah State ... **vs. Hawai'i (Nov. 5)** ... Was also on the sidelines for the Hawai'i game.
- **2015 (Junior):** Played in nine games on in his first season at SDSU with two starts ... Had 22 tackles, five tackles for loss, 2.5 sacks, six quarterback hurries, four pass breakups and two forced fumbles ... Missed four games (Oct. 17-Nov. 14) with a broken toe ... Made his first Division I appearance in the opener against San Diego ... Had one of the team's three pass breakups ... Came up with his first four career tackles (one solo) at California in a reserve role ... Started for the first time of his career against South Alabama, making four assisted stops ... Was on the travel squad to Penn State, but did not play for the first time of his SDSU career ... Had a good game in a reserve role vs. Fresno State, making two tackles (both solo), a 12-yard sack (and tackle for loss) and a game-high two quarterback hurries ... The sack and TFL were each the first of his career ... Had another good outing at Hawai'i off the bench, making three tackles, including a 4-yard tackle for loss, two pass breakups and two quarterback hurries ... Missed the SJSU game with an injury ... Also did not play against Utah State, Colorado State and Wyoming with the same injury ... Had a big game in his return from the toe injury at UNLV, making two tackles (one solo), including 1.5 tackles for loss and 0.5 sacks, with a forced fumble and a pass breakup ... The forced fumble was the first of his career ... Had another good game vs. Nevada, making two tackles (one solo), including a 7-yard sack (and TFL) and a forced fumble for the second straight game ... Earned his second start of the season (and career) vs. Air Force in the Mountain West Championship game, where he had four tackles and 0.5 tackles for loss ... Made a solo stop and added a quarterback hurry off the bench in the Hawai'i Bowl against Cincinnati.
- **2013-14 (at Arizona Western Community College):** Spent two seasons at Arizona Western Community College after originally signing an NLI with the Aztecs in 2012 ... Posted 43 tackles, 8.5 sacks and three forced fumbles in 2014, helping the Matadors to a 11-1 overall record ... In 2013, made 36 tackles, 16 tackles for loss, three forced fumbles, two recoveries and three pass breakups ... Named defensive MVP of the El Toro Bowl, recording three sacks,

five tackles and a forced fumble ... A three-star recruit by both Rivals and 247sports ... Received a grade of 84 by 247sports ... Also received recruiting interest out of AWCC from Texas, UNLV, USC and Utah.

- **High School:** Played both defensive end and tight end at Legacy High School ... Was a two-time all-league pick ... Had 33 tackles and eight sacks in 2011 ... A three-star recruit by 247Sports.com and a two-star recruit by Rivals and Scout out of high school ... Rated as the 54th-best weakside defensive end in the country by 247Sports and at No. 126 for defensive ends by Scout ... Got an 83 rating by 247Sports ... Also played basketball and was a member of the track and field team, competing in the shot put, discus throw and high jump.
- **Personal:** Randy Richard Ricks, Jr., was born May 29, 1994, in Pittsburgh, Pa. ... Son of Randy Ricks, Sr., and Olivia Walker ... Also received scholarship offers from Idaho, Nevada, New Mexico and Utah State and interest from Nebraska, Northern Arizona, Oklahoma, Pittsburgh, UNLV and Utah ... Is majoring in social science.

Ricks' Career Statistics

| Season | GP | GS | UA | A | TT | TFL | Sk | Int. | PBU | FF | FR |
|---------------|-----------|----------|-----------|-----------|-----------|------------|------------|----------|----------|----------|----------|
| 2015 | 9 | 2 | 8 | 14 | 22 | 5.0 | 2.5 | 0 | 4 | 2 | 0 |
| 2016 | 4 | 4 | 8 | 3 | 11 | 3.0 | 1.0 | 0 | 2 | 1 | 0 |
| Career | 13 | 6 | 16 | 17 | 33 | 8.0 | 3.5 | 0 | 6 | 3 | 0 |

Career Highs: Tackles: 5 vs. New Hampshire (9/3/16); Tackles For Loss: 1.5 at UNLV (11/21/15); Sacks: 1.0 vs. New Hampshire (9/3/16), vs. Nevada (11/28/15), vs. Fresno State (10/3/15); Pass Breakups: 2 at Hawai'i (10/10/15); Forced Fumbles: 1 vs. California (9/10/16), vs. Nevada (11/28/15), at UNLV (11/21/15).

2016 Highs: Tackles: 5 vs. New Hampshire (9/3/16); Tackles For Loss: 1.0 at Northern Illinois (9/17/16), vs. California (9/10/16), vs. New Hampshire (9/3/16); Sacks: 1.0 vs. New Hampshire (9/3/16); Pass Breakups: 1 at Northern Illinois (9/3/16), vs. New Hampshire (9/3/16); Forced Fumbles: 1 vs. California (9/10/16).

Ricks' Career Game-by-Game

| Date | Opponent | GP | GS | UA | A | TT | TFL | Sk. | Int. | PBU | FF | FR |
|---------|----------------------|--------------------------------|----|----|---|----|-----|-----|------|-----|----|----|
| S.5.15 | San Diego | 1 | 0 | 0 | 0 | 0 | 0.0 | 0.0 | 0 | 1 | 0 | 0 |
| S.12.15 | at California | 1 | 0 | 1 | 3 | 4 | 0.0 | 0.0 | 0 | 0 | 0 | 0 |
| S.19.15 | South Alabama | 1 | 1 | 0 | 4 | 4 | 0.0 | 0.0 | 0 | 0 | 0 | 0 |
| S.26.15 | at Penn State | --- Did Not Play --- | | | | | | | | | | |
| 0.3.15 | Fresno State* | 1 | 0 | 2 | 0 | 2 | 1.0 | 1.0 | 0 | 0 | 0 | 0 |
| 0.10.15 | at Hawai'i* | 1 | 0 | 2 | 1 | 3 | 1.0 | 0.0 | 0 | 2 | 0 | 0 |
| 0.17.15 | at San José State* | --- Did Not Play - Injured --- | | | | | | | | | | |
| 0.23.15 | Utah State* | --- Did Not Play - Injured --- | | | | | | | | | | |
| 0.31.15 | at Colorado State* | --- Did Not Play - Injured --- | | | | | | | | | | |
| N.14.15 | Wyoming* | --- Did Not Play - Injured --- | | | | | | | | | | |
| N.21.15 | at UNLV* | 1 | 0 | 1 | 1 | 2 | 1.5 | 0.5 | 0 | 1 | 1 | 0 |
| N.28.15 | Nevada* | 1 | 0 | 1 | 1 | 2 | 1.0 | 1.0 | 0 | 0 | 1 | 0 |
| D.5.15 | Air Force`` | 1 | 1 | 0 | 4 | 4 | 0.5 | 0.0 | 0 | 0 | 0 | 0 |
| D.24.15 | vs. Cincinnati% | 1 | 0 | 1 | 0 | 1 | 0.0 | 0.0 | 0 | 0 | 0 | 0 |
| S.3.16 | New Hampshire | 1 | 1 | 3 | 2 | 5 | 1.0 | 1.0 | 0 | 1 | 0 | 0 |
| S.10.16 | California | 1 | 1 | 2 | 1 | 3 | 1.0 | 0.0 | 0 | 0 | 1 | 0 |
| S.17.16 | at Northern Illinois | 1 | 1 | 2 | 0 | 2 | 1.0 | 0.0 | 0 | 1 | 0 | 0 |
| 0.1.16 | at South Alabama | 1 | 1 | 1 | 0 | 1 | 0.0 | 0.0 | 0 | 0 | 0 | 0 |
| 0.8.16 | UNLV* | --- Did Not Play - Injured --- | | | | | | | | | | |
| 0.14.16 | at Fresno State* | --- Did Not Play - Injured --- | | | | | | | | | | |
| 0.21.16 | San José State* | --- Did Not Play - Injured --- | | | | | | | | | | |
| 0.28.16 | at Utah State* | --- Did Not Play - Injured --- | | | | | | | | | | |
| N.5.16 | Hawai'i* | --- Did Not Play - Injured --- | | | | | | | | | | |

*Bold indicates season high. * - Mountain West game. `` - 2015 Sports Authority Mountain West Championship (Qualcomm Stadium; San Diego, Calif.). % - 2015 Hawai'i Bowl (Aloha Stadium; Honolulu, Hawaii).*

#90 JULIAN ROCHELIN

Defensive Line • Sophomore • 6-5 • 245 • Woodland Hills, Calif. • El Camino Real High

- **At San Diego State:** Athletic body, who comes from a basketball background ... Is listed second on the depth chart at a defensive end spot behind two-time all-conference senior Alex Barrett ... Also sees time on special teams.
- **2016 (Sophomore):** Has played in seven games on the season with one tackle ... vs. New

Hampshire (Sept. 3) ... Did not play in the opener against New Hampshire ... vs. **California (Sept. 10)** ... Played against California, but did not record a stat ... at **Northern Illinois (Sept. 17)** ... Did not find the stat sheet at Northern Illinois ... at **South Alabama (Oct. 1)** ... Did not register a stat at South Alabama ... vs. **UNLV (Oct. 8)** ... Logged time off the bench, but did not record a stat against UNLV ... at **Fresno State (Oct. 14)** ... Did not find the stat sheet in playing time at Fresno State ... vs. **San José State (Oct. 21)** ... Logged statless time against San José State ... at **Utah State (Oct. 28)** ... Made one stop, his first of the season, at Utah State ... vs. **Hawai'i (Nov. 5)** ... Did not play against Hawai'i.

- **2015 (Freshman):** Played in each of the final 13 games of the season, mainly on special teams ... Had two tackles, including a 6-yard sack (and tackle for loss) ... Did not play in the opener vs. San Diego ... Played in his first career game at California without finding the stat sheet ... Also played statless time against South Alabama, at Penn State, against Fresno State, at Hawai'i, at San José State, vs. Utah State, at Colorado State and against Wyoming ... Recorded a stat for the first time of his career at UNLV, making two tackles (both solo) with a 6-yard sack (and tackle for loss) ... Did not record a stat against Nevada, vs. Air Force in the MW Championship game and vs. Cincinnati in the Hawai'i Bowl.
- **2014 (Redshirt):** Utilized his redshirt season in 2014.
- **High School:** Earned one letter at El Camino Real High School in Los Angeles, Calif. ... Earned all-West Valley League Defensive Player-of-the-Year honors in 2013, recording 114 tackles (59 solos), eight sacks, two forced fumbles and two fumble recoveries ... Also was a Los Angeles all-city pick ... Also was a standout basketball player at ECRH as a power forward, helping the Conquistadors to a pair of L.A. city championships, winning the game as a senior ... Ended up earning three letters in hoops.
- **Personal:** Julian Rochelin was born Sept. 14, 1995, in Los Angeles, Calif. ... Son of Charles Rochelin and SeKenna Rochelin ... Picked SDSU over Boise State, while also drawing interest from Duke and Memphis, among others ... Is majoring in business administration with a focus on management.

Rochelin's Career Statistics

| Season | GP | GS | UA | A | TT | TFL | Sk | Int. | PBU | FF | FR |
|---------------|-----------|----------|----------|----------|----------|------------|------------|----------|----------|----------|----------|
| 2015 | 13 | 0 | 1 | 1 | 2 | 1.0 | 1.0 | 0 | 0 | 0 | 0 |
| 2016 | 7 | 0 | 0 | 1 | 1 | 0.0 | 0.0 | 0 | 0 | 0 | 0 |
| Career | 20 | 0 | 1 | 2 | 3 | 1.0 | 1.0 | 0 | 0 | 0 | 0 |

Career Highs: Tackles: 2 at UNLV (11/21/15); Tackles For Loss: 1.0 at UNLV (11/21/15).

2016 Highs: Tackles: 1 at Utah State (10/28/16).

Rochelin's Career Game-by-Game

| Date | Opponent | GP | GS | UA | A | TT | TFL | Sk. | Int. | PBU | FF | FR |
|---------|----------------------|----------------------|----|----|---|----|-----|-----|------|-----|----|----|
| S.5.15 | San Diego | --- Did Not Play --- | | | | | | | | | | |
| S.12.15 | at California | 1 | 0 | 0 | 0 | 0 | 0.0 | 0.0 | 0 | 0 | 0 | 0 |
| S.19.15 | South Alabama | 1 | 0 | 0 | 0 | 0 | 0.0 | 0.0 | 0 | 0 | 0 | 0 |
| S.26.15 | at Penn State | 1 | 0 | 0 | 0 | 0 | 0.0 | 0.0 | 0 | 0 | 0 | 0 |
| 0.3.15 | Fresno State* | 1 | 0 | 0 | 0 | 0 | 0.0 | 0.0 | 0 | 0 | 0 | 0 |
| 0.10.15 | at Hawai'i* | 1 | 0 | 0 | 0 | 0 | 0.0 | 0.0 | 0 | 0 | 0 | 0 |
| 0.17.15 | at San José State* | 1 | 0 | 0 | 0 | 0 | 0.0 | 0.0 | 0 | 0 | 0 | 0 |
| 0.23.15 | Utah State* | 1 | 0 | 0 | 0 | 0 | 0.0 | 0.0 | 0 | 0 | 0 | 0 |
| 0.31.15 | at Colorado State* | 1 | 0 | 0 | 0 | 0 | 0.0 | 0.0 | 0 | 0 | 0 | 0 |
| N.14.15 | Wyoming* | 1 | 0 | 0 | 0 | 0 | 0.0 | 0.0 | 0 | 0 | 0 | 0 |
| N.21.15 | at UNLV* | 1 | 0 | 2 | 0 | 2 | 1.0 | 1.0 | 0 | 0 | 0 | 0 |
| N.28.15 | Nevada* | 1 | 0 | 0 | 0 | 0 | 0.0 | 0.0 | 0 | 0 | 0 | 0 |
| D.5.15 | Air Force`` | 1 | 0 | 0 | 0 | 0 | 0.0 | 0.0 | 0 | 0 | 0 | 0 |
| D.24.15 | vs. Cincinnati% | 1 | 0 | 0 | 0 | 0 | 0.0 | 0.0 | 0 | 0 | 0 | 0 |
| S.3.16 | New Hampshire | --- Did Not Play --- | | | | | | | | | | |
| S.10.16 | California | 1 | 0 | 0 | 0 | 0 | 0.0 | 0.0 | 0 | 0 | 0 | 0 |
| S.17.16 | at Northern Illinois | 1 | 0 | 0 | 0 | 0 | 0.0 | 0.0 | 0 | 0 | 0 | 0 |
| 0.1.16 | at South Alabama | 1 | 0 | 0 | 0 | 0 | 0.0 | 0.0 | 0 | 0 | 0 | 0 |
| 0.8.16 | UNLV* | 1 | 0 | 0 | 0 | 0 | 0.0 | 0.0 | 0 | 0 | 0 | 0 |
| 0.14.16 | at Fresno State* | 1 | 0 | 0 | 0 | 0 | 0.0 | 0.0 | 0 | 0 | 0 | 0 |
| 0.21.16 | San José State* | 1 | 0 | 0 | 0 | 0 | 0.0 | 0.0 | 0 | 0 | 0 | 0 |
| 0.28.16 | at Utah State* | 1 | 0 | 0 | 1 | 1 | 0.0 | 0.0 | 0 | 0 | 0 | 0 |
| N.5.16 | Hawai'i* | --- Did Not Play --- | | | | | | | | | | |

*Bold indicates season high. * - Mountain West game. `` - 2015 Sports Authority Mountain West Championship (Qualcomm Stadium; San Diego, Calif.). % - 2015 Hawai'i Bowl (Aloha Stadium; Honolulu, Hawaii).*

#67 ANTONIO ROSALES

Offensive Guard • Junior • 6-4 • 295 • Tucson, Ariz. • Tucson Magnet HS

- **At San Diego State:** Physical offensive lineman who continues to get bigger ... Is listed as the starting right guard for the 10th straight game.
- **2016 (Junior):** Made his first career start at right guard in the opener against New Hampshire ... Started again vs. California, at Northern Illinois, at South Alabama, against UNLV, at Fresno State, against San José State, at Utah State and against Hawai'i.
- **2015 (Sophomore):** Played in six games in a reserve role ... Made his first collegiate appearance vs. Fresno State ... Also saw time vs. Utah State, at Colorado State, against Wyoming, at UNLV and vs. Nevada.
- **2014 (Freshman):** Did not play during the 2014 campaign.
- **2013 (Redshirt):** Utilized his redshirt season in 2013.
- **High School:** An offensive tackle who also spent time on the defensive line, helping lead Tucson Magnet High School to a 14-7 record over his final two years after going just 2-8 in 2010 ... A first-team all-Southern Arizona pick in 2012 after garnering second-team accolades in 2011 ... A three-star recruit by ESPN and 247Sports.com ... Also a two-star recruit by Rivals.com and Scout.com ... Rated as the 87th-best offensive tackle by 247Sports and 16th overall recruit in Arizona, while earning an 83 grade ... Received a scout grade of 71 by ESPN and was ranked 131st among all offensive tackles in the country and 19th overall in Arizona ... Scout had him as the 155th-best offensive tackle.
- **Personal:** Picked the Aztecs early in the recruiting process with late interest from California, Boise State, Idaho, San José State and UNLV, among others ... Is majoring in social science.

Rosales' Career Statistics

| Season | GP | GS |
|---------------|-----------|----------|
| 2015 | 6 | 0 |
| 2016 | 9 | 9 |
| Career | 15 | 9 |

Rosales' Career Game-by-Game

| Date | Opponent | GP | GS/POS |
|---------|----------------------|-----|------------------|
| S.5.15 | San Diego | --- | Did Not Play --- |
| S.12.15 | at California | --- | Did Not Play --- |
| S.19.15 | South Alabama | --- | Did Not Play --- |
| S.26.15 | at Penn State | --- | Did Not Play --- |
| O.3.15 | Fresno State* | 1 | |
| O.10.15 | at Hawai'i* | --- | Did Not Play --- |
| O.17.15 | at San José State* | --- | Did Not Play --- |
| O.23.15 | Utah State* | 1 | |
| O.31.15 | at Colorado State* | 1 | |
| N.14.15 | Wyoming* | 1 | |
| N.21.15 | at UNLV* | 1 | |
| N.28.15 | Nevada* | 1 | |
| D.5.15 | Air Force`` | --- | Did Not Play --- |
| D.24.15 | vs. Cincinnati% | --- | Did Not Play --- |
| S.3.16 | New Hampshire | 1 | RG |
| S.10.16 | California | 1 | RG |
| S.17.16 | at Northern Illinois | 1 | RG |
| O.1.16 | at South Alabama | 1 | RG |
| O.8.16 | UNLV* | 1 | RG |
| O.14.16 | at Fresno State* | 1 | RG |
| O.21.16 | San José State* | 1 | RG |
| O.28.16 | at Utah State* | 1 | RG |
| N.5.16 | Hawai'i* | 1 | RG |

* - Mountain West game. `` - 2015 Sports Authority Mountain West Championship (Qualcomm Stadium; San Diego, Calif.). % - 2015 Hawai'i Bowl (Aloha Stadium; Honolulu, Hawaii).

#56 NICO SIRAGUSA

(KNEE-co SEER-ah-goo-sah)

Offensive Guard • Senior • 6-5 • 330 • Chula Vista, Calif. • Mater Dei Catholic HS

- **At San Diego State:** A big body with solid technique ... Is the most veteran lineman ... Has

37 career starts (one in 2013, 13 in 2014, 14 in 2015 and nine in 2016), including 36 straight ... Is the only Aztec with at least one start on the offensive line each of the last four years (2013-16) ... Has played in 49 consecutive games, tied for the longest streak on the team (Daniel Brunskill and Donnel Pumphrey).

- **2016 (Senior):** Is on the Outland Trophy Watch List, which goes out to the outstanding interior lineman ... Also is a second-team All-American by Phil Steele's 2016 College Football Preview and a third-team pick by Football Gameplan ... Has been named a preseason all-MW pick by the MW media, Phil Steele, ESPN College Football 2016, Sporting News, Lindy's Sports, Athlon Sports and USA Today's Paul Myerberg ... Has also been rated highly, coming in as the "Second-Best Draft-Eligible Offensive Guard" by Phil Steele, and at No. 3 for Campus Insiders' "Five-Best MW Pro Prospects," No. 4 for Lindy's "MW's Top-10 NFL Talent," and No. 7 for Lindy's "Offensive Guards on the 2017 NFL Draft Board" ... Was also chosen as the "MW's Best Run Blocker" by Lindy's Sports ... Made the start, his 28th straight, at left guard in the opener against New Hampshire ... Also started against California, at Northern Illinois, at South Alabama, against UNLV, at Fresno State, against San José State, at Utah State and vs. Hawai'i.
- **2015 (Junior):** Was named a first-team all-Mountain West selection by the league's coaches and media ... Also was on the second team by Phil Steele Magazine ... Was named to the preseason all-Mountain West fourth team by Phil Steele ... Started all 14 games at left guard ... Started for the 15th straight game in the opener vs. San Diego at left guard ... Also earned the start at California, against South Alabama, at Penn State, against Fresno State, at Hawai'i, at San José State, vs. Utah State, at Colorado State, against Wyoming, at UNLV, vs. Nevada, against Air Force in the MW Championship and vs. Cincinnati in the Hawai'i Bowl.
- **2014 (Sophomore):** Started all 13 games for SDSU ... Made his second career start in the team's opener vs. Northern Arizona, but first at left guard ... Started again at left guard at No. 21/23 North Carolina, at Oregon State, vs. UNLV, at Fresno State, at New Mexico, vs. Hawai'i, at Nevada, against Idaho, at Boise State, against Air Force, vs. San José State and vs. Navy in the Poinsettia Bowl.
- **2013 (Freshman):** Played in all 13 games with one start at right guard ... Started the opener vs. Eastern Illinois at right guard ... Played against Ohio State on special teams, and again vs. Oregon State, at New Mexico State, vs. Nevada, at Air Force, against Fresno State, vs. New Mexico, at San José State, at Hawai'i, vs. Boise State, at UNLV and vs. Buffalo in the Famous Idaho Potato Bowl.
- **2012 (Redshirt):** Utilized his redshirt season.
- **High School:** All-CIF first team and first-team all-state from Mater Dei High, who only played two years of high school football ... Three-star offensive lineman by Rivals.com, Scout.com and ranked No. 93 among the 2012 ESPNU top California recruits ... Also lettered in baseball (freshman year) and basketball (freshman, sophomore, junior years).
- **Personal:** Nicolas Angel Siragusa was born May 10, 1994, in San Diego, Calif. ... Son of Ramon and Dianne Siragusa ... Recruited by Oregon State, Washington State, Arizona State, Colorado, Fresno State, New Mexico State, San José State, SMU and UNLV ... A social science major.

Siragusa's Career Statistics

| Season | GP | GS |
|---------------|-----------|-----------|
| 2013 | 13 | 1 |
| 2014 | 13 | 13 |
| 2015 | 14 | 14 |
| 2016 | 9 | 9 |
| Career | 49 | 37 |

Siragusa's Career Game-by-Game

| Date | Opponent | GP | GS/POS |
|---------|-----------------------|----|--------|
| A.31.13 | Eastern Illinois | 1 | RG |
| S.7.13 | at No. 2/3 Ohio State | 1 | |
| S.21.13 | Oregon State | 1 | |
| S.28.13 | at New Mexico State | 1 | |
| O.4.13 | Nevada* | 1 | |
| O.10.13 | at Air Force* | 1 | |
| O.26.13 | Fresno State* | 1 | |
| N.2.13 | New Mexico* | 1 | |
| N.9.13 | at San José State* | 1 | |
| N.16.13 | at Hawai'i* | 1 | |
| N.23.13 | Boise State* | 1 | |
| N.30.13 | at UNLV* | 1 | |

| | | | |
|---------|-----------------------|---|----|
| D.21.13 | vs. Buffalo& | 1 | |
| A.30.14 | Northern Arizona | 1 | LG |
| S.6.14 | at 21/23 No. Carolina | 1 | LG |
| S.20.14 | at Oregon State | 1 | LG |
| S.27.14 | UNLV* | 1 | LG |
| O.3.14 | at Fresno State* | 1 | LG |
| O.10.14 | at New Mexico* | 1 | LG |
| O.18.14 | Hawai'i* | 1 | LG |
| N.1.14 | at Nevada* | 1 | LG |
| N.8.14 | Idaho | 1 | LG |
| N.15.14 | at Boise State* | 1 | LG |
| N.21.14 | Air Force* | 1 | LG |
| N.29.14 | San José State* | 1 | LG |
| D.23.14 | Navy# | 1 | LG |
| S.5.15 | San Diego | 1 | LG |
| S.12.15 | at California | 1 | LG |
| S.19.15 | South Alabama | 1 | LG |
| S.26.15 | at Penn State | 1 | LG |
| O.3.15 | Fresno State* | 1 | LG |
| O.10.15 | at Hawai'i* | 1 | LG |
| O.17.15 | at San José State* | 1 | LG |
| O.23.15 | Utah State* | 1 | LG |
| O.31.15 | at Colorado State* | 1 | LG |
| N.14.15 | Wyoming* | 1 | LG |
| N.21.15 | at UNLV* | 1 | LG |
| N.28.15 | Nevada* | 1 | LG |
| D.5.15 | Air Force` | 1 | LG |
| D.24.15 | vs. Cincinnati% | 1 | LG |
| S.3.16 | New Hampshire | 1 | LG |
| S.10.16 | California | 1 | LG |
| S.17.16 | at Northern Illinois | 1 | LG |
| O.1.16 | at South Alabama | 1 | LG |
| O.8.16 | UNLV* | 1 | LG |
| O.14.16 | at Fresno State* | 1 | LG |
| O.21.16 | San José State* | 1 | LG |
| O.28.16 | at Utah State* | 1 | LG |
| N.5.16 | Hawai'i* | 1 | LG |

* - Mountain West game. & - 2013 Famous Idaho Potato Bowl (Bronco Stadium; Boise, Idaho). # - 2014 San Diego County Credit Union Poinsettia Bowl (Qualcomm Stadium; San Diego, Calif.). `` - 2015 Sports Authority Mountain West Championship (Qualcomm Stadium; San Diego, Calif.). % - 2015 Hawai'i Bowl (Aloha Stadium; Honolulu, Hawaii).

#12 MALIK SMITH

(MAH-leek)

Warrior • Senior • 6-0 • 190 • Compton, Calif. • Dominguez HS

- **At San Diego State:** Skilled athlete, who plays well in Rocky Long's 3-3-5 defense ... Improved his play as a true freshman in 2013, working himself into a backup role by the end of the season, before starting the past 36 games from 2014-to-2016 earning honorable-mention all-MW accolades in both 2014 and 2015 ... Has led SDSU in tackles six times over his career, including once this year.
- **2016 (Senior):** Has been named a preseason Mountain West second-team pick by *Lindy's Sports*, and a third-team selection by *Phil Steele's 2016 College Football Preview* and *Athlon Sports* ... Also was chosen as the "23rd-Best Draft-Eligible Strong Safety" by Phil Steele and a "SDSU Player to Watch" by *Lindy's* ... Has 33 tackles (19 solo) on the season in nine starts, including a 5-yard tackle for loss, and interception for a touchdown and six pass breakups ... **vs. New Hampshire (Sept. 3)** ... Started for the 28th straight game in the opener against New Hampshire, making on solo tackle, a 5-yard tackle for loss ... **vs. California (Sept. 10)** ... Had four stops (three solo) in a start against California ... **at Northern Illinois (Sept. 17)** ... Had a team-high 10 tackles (six solo) at Northern Illinois and added a pass breakup ... It was the sixth time he has led the team in tackles over his career and his fourth game with double-digit stops ... **at South Alabama (Oct. 1)** ... Had five tackles and a season-high two pass breakups at South Alabama in another start ... **vs. UNLV (Oct. 8)** ... Had two tackles in a start against UNLV ... **at Fresno State (Oct. 14)** ... Registered two tackles (one solo) with a pass breakup at Fresno State in another start ... **vs. San José State (Oct. 21)** ...

Had four solo tackles and a PBU in a start against San José State ... **at Utah State (Oct. 28)** ... Finished with three tackles and an interception for a touchdown at Utah State ... The interception touchdown was the first of his career, his first interception of the season and ninth of his career ... **vs. Hawai'i (Nov. 5)** ... Had three tackles (two solo) and a pass breakup in a start against Hawai'i.

- **2015 (Junior):** Was named a honorable-mention all-Mountain West selection by the league's coaches and media for the second straight year ... Also was a third-team pick by *Phil Steele Magazine* ... Was named a third-team preseason all-Mountain West selection by Phil Steele and a fourth-team honoree by *Athlon Sports* ... Was deemed a "SDSU Player to Watch" by *Lindy's Sports* ... Started the team's 14 games, making 77 tackles (T-3rd on the team) with five tackles for loss, a team-high nine pass breakups, five interceptions, a forced fumble, a fumble recovery and a quarterback hurry ... **Had an interception in three straight games from Oct. 23-Nov. 14, which was tied for the third-longest streak in FBS all season, and had all five of his picks over his final seven games ... Was a part of a forced turnover in six of the final seven games (five interceptions and a fumble recovery)** ... Started the opener vs. San Diego for the 14th straight game at one of the two Warrior (safety) spots ... Had three tackles (one solo), including 0.5 TFL, and quarterback hurry ... Started again at California and had eight tackles (two solo), the second most on the team and fourth most in the game ... Set a career high with 11 tackles (five solo) against South Alabama ... Also added a 2-yard tackle for loss ... Finished with seven stops and a PBU at Penn State ... Came up with two solo tackles and another pass breakup vs. Fresno State ... Recorded three tackles with a pass breakup at Hawai'i ... Had seven tackles (five solo), a 4-yard tackle for loss and his first career forced fumble at San José State ... Came up with three tackles (two solo), an interception and a pass breakup vs. Utah State ... Had four tackles (two solo) and an interception for the second straight game ... Had an interception for a third straight game against Wyoming to go along with three tackles (all solo) and a 1-yard tackle for loss ... The third consecutive game with an interception was tied for longest active-streak in FBS (at the time) and tied for the third longest all season in FBS play ... Came up with five tackles and a fumble recovery at UNLV ... **Was named the MW Defensive Player of the Week for his play vs. Nevada** ... Registered a game-high-tying eight tackles, including seven solo stops, against Nevada ... Also added an interception for the fourth time in five games and three pass breakups ... Had a solid effort in the Mountain West Championship game vs. Air Force, making eight tackles (six solo), with 0.5 tackles for loss and a pass breakup ... The PBU came on AFA's Hail Mary attempt to try and take the lead with no time left in the fourth quarter ... Had a quality outing against Cincinnati in the Hawai'i Bowl, making five tackles (four solo) with a 9-yard tackle for loss, an interception and a pass breakup ... The interception was his fifth the season and eighth of his career ... It was his fifth pick over his final seven games and sixth time in seven games that he was a part of a turnover (five interceptions and a fumble recovery) ... The tackle for loss came on a failed fake field goal attempt by the Bearcats early in the third quarter.
- **2014 (Sophomore):** Was named a honorable-mention all-Mountain West selection by the league's coaches and media ... Started all 13 of the team's games ... Had 55 tackles (29 solo), seven pass breakups, 3.5 tackles for loss, three interceptions, a fumble recovery and a quarterback hurry ... Made his first career start in the opener vs. Northern Arizona, logging a team-high seven tackles (five solo), a game-high three pass breakups and adding one tackle for loss ... The three PBUs were the most in the nation in the first week of FBS play ... Had three tackles in another start at No. 21/23 North Carolina ... Had another solid outing in a start at Oregon State, making five tackles with 0.5 TFL, his first career interception and a pass breakup ... Made one solo stop against UNLV in his fourth career start ... Came up with four tackles (two solo) at Fresno State ... Recorded five tackles and a career-high 1.5 tackles for loss at New Mexico ... Had a solid all-around game against Hawai'i, making one tackle, and recording an interception and recovering a fumble in back-to-back plays in the fourth quarter to seal the win for SDSU ... The fumble recovery was the first of his career ... Had four stops (two solos), two PBUs and 0.5 TFL in an eighth straight start at Nevada ... Came up with six tackles, including four stops, and his first quarterback hurry in another start against Idaho ... Tied a then career high with 10 tackles at Boise State, including four solo stops ... The 10 tackles were also tied for the most in the game ... Made one stop and added a pass breakup in an 11th straight start against Air Force ... Recorded six tackles (four solo) with an interception in a start vs. San José State ... Made two stops (one solo) in another start at Warrior vs. Navy in the Poinsettia Bowl.
- **2013 (Freshman):** Played in 12 games off the bench as a true freshman, registering 21 tackles (14 solos) ... Did not dress or play in the opener vs. Eastern Illinois ... Saw his first collegiate playing time against No. 3/2 Ohio State, but did not make the stat sheet ... Also saw time off the bench against Oregon State without recording a stat ... Had his first career tackle off the bench at New Mexico State ... Had a huge breakout game off the bench vs. Nevada, making a then-career-high 10 tackles (eight solo) ... The 10 tackles tied Derek Largent for the

most in the game for either team ... Had four stops off the bench at Air Force ... Had an assisted tackle in a reserve role vs. No. 15/18 Fresno State ... Came up with two solo stops vs. New Mexico ... Played at San José State off the pine without making the stat sheet ... Made two tackles in a reserve role at Hawai'i ... Played off the bench against Boise State without making a stat ... Came off the bench in the regular season finale at UNLV, but did not make a stat ... Came up with one tackle vs. Buffalo in the Famous Idaho Potato Bowl.

- **High School:** A safety who played his prep ball at Dominguez High School with cornerback Kalan Montgomery ... Helped the Dons to a 7-4 record in 2011, including a 4-1 mark in league play ... A two-star recruit by both *Rivals.com* and *Scout.com* ... Rated as the 196th-best safety in the country among all incoming recruits by *Scout*.
- **Personal:** Picked SDSU after receiving interest in the recruiting process from Arizona, Colorado, Michigan, Nevada, Utah and Washington State ... Majoring in criminal justice.

M. Smith's Career Statistics

| Season | GP | GS | UA | A | TT | TFL | Sk | Int. | PBU | FF | FR |
|---------------|-----------|-----------|------------|-----------|------------|------------|------------|----------|-----------|----------|----------|
| 2013 | 12 | 0 | 14 | 7 | 21 | 0.0 | 0.0 | 0 | 0 | 0 | 0 |
| 2014 | 13 | 13 | 29 | 26 | 55 | 3.5 | 0.0 | 3 | 7 | 0 | 1 |
| 2015 | 14 | 14 | 44 | 33 | 77 | 5.0 | 0.0 | 5 | 9 | 1 | 1 |
| 2016 | 9 | 9 | 20 | 14 | 34 | 1.0 | 0.0 | 1 | 6 | 0 | 0 |
| Career | 49 | 36 | 107 | 80 | 187 | 9.5 | 0.0 | 9 | 22 | 1 | 2 |

Career Highs: Tackles: 11 vs. South Alabama (9/19/15); Tackles For Loss: 1.5 at New Mexico (10/10/14); Interceptions: 1, nine times; Pass Breakups: 3 vs. Nevada (11/28/15), vs. Northern Arizona (8/30/14); Forced Fumbles: 1 at San José State (10/17/15); Fumble Recoveries: 1 at UNLV (11/21/15), vs. Hawai'i (10/18/14); Defensive Touchdowns: 1 at Utah State (10/28/16).

2016 Highs: Tackles: 10 at Northern Illinois (9/17/16); Tackles For Loss: 1.0 vs. New Hampshire (9/3/16); Interceptions: 1 at Utah State (10/28/16); Pass Breakups: 2 at South Alabama (10/1/16); Defensive Touchdowns: 1 at Utah State (10/28/16).

M. Smith's Career Game-by-Game

| Date | Opponent | GP | GS | UA | A | TT | TFL | Sk. | Int. | PBU | FF | FR |
|---------|-----------------------|----------------------|----|----|---|----|-----|-----|------|-----|----|----|
| A.31.13 | Eastern Illinois | --- Did Not Play --- | | | | | | | | | | |
| S.7.13 | at 3/2 Ohio State | 1 | 0 | 0 | 0 | 0 | 0.0 | 0.0 | 0 | 0 | 0 | 0 |
| S.21.13 | Oregon State | 1 | 0 | 0 | 0 | 0 | 0.0 | 0.0 | 0 | 0 | 0 | 0 |
| S.28.13 | at New Mexico State | 1 | 0 | 0 | 1 | 1 | 0.0 | 0.0 | 0 | 0 | 0 | 0 |
| O.4.13 | Nevada* | 1 | 0 | 8 | 2 | 10 | 0.0 | 0.0 | 0 | 0 | 0 | 0 |
| O.10.13 | at Air Force* | 1 | 0 | 2 | 2 | 4 | 0.0 | 0.0 | 0 | 0 | 0 | 0 |
| O.26.13 | 15/18 Fresno State* | 1 | 0 | 0 | 1 | 1 | 0.0 | 0.0 | 0 | 0 | 0 | 0 |
| N.2.13 | New Mexico* | 1 | 0 | 2 | 0 | 2 | 0.0 | 0.0 | 0 | 0 | 0 | 0 |
| N.9.13 | at San José State | 1 | 0 | 0 | 0 | 0 | 0.0 | 0.0 | 0 | 0 | 0 | 0 |
| N.16.13 | at Hawai'i* | 1 | 0 | 1 | 1 | 2 | 0.0 | 0.0 | 0 | 0 | 0 | 0 |
| N.23.13 | Boise State* | 1 | 0 | 0 | 0 | 0 | 0.0 | 0.0 | 0 | 0 | 0 | 0 |
| N.30.13 | at UNLV* | 1 | 0 | 0 | 0 | 0 | 0.0 | 0.0 | 0 | 0 | 0 | 0 |
| D.21.13 | vs. Buffalo& | 1 | 0 | 1 | 0 | 1 | 0.0 | 0.0 | 0 | 0 | 0 | 0 |
| A.30.14 | Northern Arizona | 1 | 1 | 5 | 2 | 7 | 1.0 | 0.0 | 0 | 3 | 0 | 0 |
| S.6.14 | at 21/23 No. Carolina | 1 | 1 | 1 | 2 | 3 | 0.0 | 0.0 | 0 | 0 | 0 | 0 |
| S.20.14 | at Oregon State | 1 | 1 | 2 | 3 | 5 | 0.5 | 0.0 | 1 | 1 | 0 | 0 |
| S.27.14 | UNLV* | 1 | 1 | 1 | 0 | 1 | 0.0 | 0.0 | 0 | 0 | 0 | 0 |
| O.3.14 | at Fresno State* | 1 | 1 | 2 | 2 | 4 | 0.0 | 0.0 | 0 | 0 | 0 | 0 |
| O.10.14 | at New Mexico* | 1 | 1 | 2 | 3 | 5 | 1.5 | 0.0 | 0 | 0 | 0 | 0 |
| O.18.14 | Hawai'i* | 1 | 1 | 0 | 1 | 1 | 0.0 | 0.0 | 1 | 0 | 0 | 1 |
| N.1.14 | at Nevada* | 1 | 1 | 2 | 2 | 4 | 0.5 | 0.0 | 0 | 2 | 0 | 0 |
| N.8.14 | Idaho | 1 | 1 | 4 | 2 | 6 | 0.0 | 0.0 | 0 | 0 | 0 | 0 |
| N.15.14 | at Boise State* | 1 | 1 | 4 | 6 | 10 | 0.0 | 0.0 | 0 | 0 | 0 | 0 |
| N.21.14 | Air Force* | 1 | 1 | 1 | 0 | 1 | 0.0 | 0.0 | 0 | 1 | 0 | 0 |
| N.29.14 | San José State* | 1 | 1 | 4 | 2 | 6 | 0.0 | 0.0 | 1 | 0 | 0 | 0 |
| D.23.14 | Navy# | 1 | 1 | 1 | 1 | 2 | 0.0 | 0.0 | 0 | 0 | 0 | 0 |
| S.5.15 | San Diego | 1 | 1 | 1 | 2 | 3 | 0.5 | 0.0 | 0 | 0 | 0 | 0 |
| S.12.15 | at California | 1 | 1 | 2 | 6 | 8 | 0.0 | 0.0 | 0 | 0 | 0 | 0 |
| S.19.15 | South Alabama | 1 | 1 | 5 | 6 | 11 | 1.0 | 0.0 | 0 | 0 | 0 | 0 |
| S.26.15 | at Penn State | 1 | 1 | 3 | 4 | 7 | 0.0 | 0.0 | 0 | 1 | 0 | 0 |
| O.3.15 | Fresno State* | 1 | 1 | 2 | 0 | 2 | 0.0 | 0.0 | 0 | 1 | 0 | 0 |
| O.10.15 | at Hawai'i* | 1 | 1 | 1 | 2 | 3 | 0.0 | 0.0 | 0 | 1 | 0 | 0 |
| O.17.15 | at San José State* | 1 | 1 | 5 | 2 | 7 | 1.0 | 0.0 | 0 | 0 | 1 | 0 |
| O.23.15 | Utah State* | 1 | 1 | 2 | 1 | 3 | 0.0 | 0.0 | 1 | 1 | 0 | 0 |

| | | | | | | | | | | | | |
|---------|----------------------|---|---|---|---|----|-----|-----|---|---|---|---|
| O.31.15 | at Colorado State* | 1 | 1 | 2 | 2 | 4 | 0.0 | 0.0 | 1 | 0 | 0 | 0 |
| N.14.15 | Wyoming* | 1 | 1 | 3 | 0 | 3 | 1.0 | 0.0 | 1 | 0 | 0 | 0 |
| N.21.15 | at UNLV* | 1 | 1 | 1 | 4 | 5 | 0.0 | 0.0 | 0 | 0 | 0 | 1 |
| N.28.15 | Nevada* | 1 | 1 | 7 | 1 | 8 | 0.0 | 0.0 | 1 | 0 | 0 | 0 |
| D.5.15 | Air Force`` | 1 | 1 | 6 | 2 | 8 | 0.5 | 0.0 | 0 | 1 | 0 | 0 |
| D.24.15 | vs. Cincinnati% | 1 | 1 | 4 | 1 | 5 | 1.0 | 0.0 | 1 | 0 | 0 | 0 |
| S.3.16 | New Hampshire | 1 | 1 | 1 | 0 | 1 | 1.0 | 0.0 | 0 | 0 | 0 | 0 |
| S.10.16 | California | 1 | 1 | 3 | 1 | 4 | 0.0 | 0.0 | 0 | 0 | 0 | 0 |
| S.17.16 | at Northern Illinois | 1 | 1 | 6 | 4 | 10 | 0.0 | 0.0 | 0 | 1 | 0 | 0 |
| O.1.16 | at South Alabama | 1 | 1 | 2 | 3 | 5 | 0.0 | 0.0 | 0 | 2 | 0 | 0 |
| O.8.16 | UNLV* | 1 | 1 | 0 | 2 | 2 | 0.0 | 0.0 | 0 | 0 | 0 | 0 |
| O.14.16 | at Fresno State* | 1 | 1 | 1 | 1 | 2 | 0.0 | 0.0 | 0 | 1 | 0 | 0 |
| O.21.16 | San José State* | 1 | 1 | 4 | 0 | 4 | 0.0 | 0.0 | 0 | 1 | 0 | 0 |
| O.28.16 | at Utah State* | 1 | 1 | 1 | 2 | 3 | 0.0 | 0.0 | 1 | 0 | 0 | 0 |
| N.5.16 | Hawai'i* | 1 | 1 | 2 | 1 | 3 | 0.0 | 0.0 | 0 | 1 | 0 | 0 |

*Bold indicates season high. * - Mountain West game. & - 2013 Famous Idaho Potato Bowl (Bronco Stadium; Boise, Idaho). # - 2014 San Diego County Credit Union Poinsettia Bowl (Qualcomm Stadium; San Diego, Calif.). `` - 2015 Sports Authority Mountain West Championship (Qualcomm Stadium; San Diego, Calif.). % - 2015 Hawai'i Bowl (Aloha Stadium; Honolulu, Hawaii).*

#17 RON SMITH

Cornerback • RS-Freshman • 6-0 • 170 • Oakland, Calif. • St. Mary's HS

- **At San Diego State:** Youngster who continues to learn the defense ... Is on the two-deep for the fourth straight week and on top for the first time of the season.
- **2016 (Freshman):** Has 18 tackles (eight solo) on the season, a 14-yard interception for a touchdown and two pass breakups ... Has played in all nine games, starting once ... Leads the team with 13 tackles on special teams ... Also tops the team in kick return tackles (12) ... vs. New Hampshire (Sept. 3) ... Had two assisted tackles in his first career game on special teams vs. New Hampshire ... vs. California (Sept. 10) ... Logged statless time on special teams against California ... at Northern Illinois (Sept. 17) ... Made a solo stop on special teams at Northern Illinois ... at South Alabama (Oct. 1) ... Had another solo tackle on special teams at South Alabama ... vs. UNLV (Oct. 8) ... Made a solo tackle on special teams against UNLV ... at Fresno State (Oct. 14) ... Had two tackles at Fresno State ... vs. San José State (Oct. 21) ... Did not record a stat in playing time against San José State ... at Utah State (Oct. 28) ... Had a then career-high four tackles and his first two career pass breakups at Utah State in his most extensive action at cornerback of the season ... vs. Hawai'i (Nov. 5) ... Had a career-high seven tackles (four solo), a 14-yard interception return for a touchdown and two pass breakups in his first career start against Hawai'i ... The interception and touchdown were each the first of his career ... The touchdown put SDSU up, 21-0, early in the second quarter.
- **2015 (Redshirt):** Utilized his redshirt season at SDSU.
- **High School:** Helped St. Mary's High go 21-6 (.778) over his final two years, including a 11-2 mark in 2014 ... Recorded a team-high 69 total tackles with two interceptions as a senior at St. Mary's High, according to MaxPreps ... Also added two interceptions for 117 yards, three pass deflections and a forced fumble ... Added team highs of 175 kick return yards (21.9 avg.) and 81 punt return yards (9.0 avg.) ... Helped lead the Panthers to an 11-2 overall record and an appearance in the CIF North Coast Division 4 championship game in 2014 ... Had a bigger year in 2013, recording a team-best 135 tackles (125 solo), two interceptions for 65 yards, six forced fumbles, three fumble recoveries and two pass deflections ... A three-star recruit by Rivals, Scout, 247sports and ESPN ... Received a scout grade of 86 by 247sports and a 75 by ESPN.
- **Personal:** Ron Angelo William Smith was born Nov. 18, 1997, in Oakland, Calif. ... Son of Ron Smith and Mary Holly ... Picked San Diego State over offers from Air Force, Fresno State, Nevada, New Mexico, Utah, UTEP, Washington State and Wyoming, according to Rivals ... Is majoring in psychology.

R. Smith's Career Statistics

| Season | GP | GS | UA | A | TT | TFL | Sk | Int. | PBU | FF | FR |
|---------------|----------|----------|----------|-----------|-----------|------------|------------|----------|----------|----------|----------|
| 2016 | 9 | 1 | 8 | 10 | 18 | 0.0 | 0.0 | 1 | 2 | 0 | 0 |
| Career | 9 | 1 | 8 | 10 | 18 | 0.0 | 0.0 | 1 | 2 | 0 | 0 |

Career/2016 Highs: Tackles: 7 vs. Hawai'i (11/5/16); Interceptions: 1 vs. Hawai'i (11/5/16); Pass Breakups: 2 at Utah State (10/28/16); Defensive Touchdowns: 1 vs. Hawai'i (11/5/16).

R. Smith's Career Game-by-Game

| Date | Opponent | GP | GS | UA | A | TT | TFL | Sk. | Int. | PBU | FF | FR |
|---------|----------------------|----|----|----------|----------|----------|-----|-----|----------|----------|----|----|
| S.3.16 | New Hampshire | 1 | 0 | 0 | 2 | 2 | 0.0 | 0.0 | 0 | 0 | 0 | 0 |
| S.10.16 | California | 1 | 0 | 0 | 0 | 0 | 0.0 | 0.0 | 0 | 0 | 0 | 0 |
| S.17.16 | at Northern Illinois | 1 | 0 | 1 | 0 | 1 | 0.0 | 0.0 | 0 | 0 | 0 | 0 |
| 0.1.16 | at South Alabama | 1 | 0 | 1 | 0 | 1 | 0.0 | 0.0 | 0 | 0 | 0 | 0 |
| 0.8.16 | UNLV* | 1 | 0 | 1 | 0 | 1 | 0.0 | 0.0 | 0 | 0 | 0 | 0 |
| 0.14.16 | at Fresno State* | 1 | 0 | 0 | 2 | 2 | 0.0 | 0.0 | 0 | 0 | 0 | 0 |
| 0.21.16 | San José State* | 1 | 0 | 0 | 0 | 0 | 0.0 | 0.0 | 0 | 0 | 0 | 0 |
| 0.28.16 | at Utah State* | 1 | 0 | 1 | 3 | 4 | 0.0 | 0.0 | 0 | 2 | 0 | 0 |
| N.5.16 | Hawai'i* | 1 | 1 | 4 | 3 | 7 | 0.0 | 0.0 | 1 | 0 | 0 | 0 |

*Bold indicates season high. * - Mountain West game.*

#18 TRENTON THOMPSON

Warrior • TR-Freshman • 6-2 • 185 • Palm Springs, Calif. • Palm Springs HS

- **At San Diego State:** True freshman, who is on the depth chart for the third time of his career, backing up two-time all-MW pick Malik Smith.
- **2016 (True Freshman):** Has six tackles and a pass breakup on the season, despite playing in only three games ... **vs. New Hampshire (Sept. 3)** ... Did not play in the opener vs. New Hampshire ... **vs. California (Sept. 10)** ... Also did not play vs. California ... **at Northern Illinois (Sept. 17)** ... Did not travel to Northern Illinois ... **at South Alabama (Oct. 1)** ... Also did not travel to South Alabama ... **vs. UNLV (Oct. 8)** ... Did not play once again vs. UNLV ... **at Fresno State (Oct. 14)** ... Was on the travel squad for the first time of the season at Fresno State, but did not play ... **vs. San José State (Oct. 21)** ... Had four tackles (three solo) in his first career game against San José State, all on special teams ... **at Utah State (Oct. 28)** ... Had an assisted tackle at Utah State ... **vs. Hawai'i (Nov. 5)** ... Registered one solo tackle and had his first pass breakup against Hawai'i.
- **High School:** Earned two letters and played three years at Palm Springs High School in Palm Springs, Calif. ... Helped the Indians go 24-3 (.889), including a 11-1 (.917) mark in league play over the past two years ... Led the 2015 squad to a CIF Championship ... Logged 219 total tackles (134 solo) over his three years (according to MaxPreps), adding seven tackles for loss, four interceptions, seven pass deflections, six forced fumbles, two fumble recoveries, four blocked field goals and two blocked punts ... Also caught 16 passes for 325 yards (20.3 avg.) and three touchdowns as a senior in 2015 ... A three-star recruit by Scout and 247sports, and a two-star recruit by Rivals ... Received a grade of 87 by 247sports ... Scout ranked him as the 15th-best outside linebacker in the 2016 class and the 23rd best on the West Coast.
- **Personal:** Trenton Thompson was born Dec. 18, 1997, in Palm Springs, Calif. ... Chose the Aztecs over offers from Colorado State, Nevada, Northern Arizona, UNLV, Utah State and Wyoming ... Is majoring in criminal justice.

Thompson's Career Statistics

| Season | GP | GS | UA | A | TT | TFL | Sk. | Int. | PBU | FF | FR |
|---------------|----------|----------|----------|----------|----------|------------|------------|----------|----------|----------|----------|
| 2016 | 3 | 0 | 4 | 2 | 6 | 0.0 | 0.0 | 0 | 1 | 0 | 0 |
| Career | 3 | 0 | 4 | 2 | 6 | 0.0 | 0.0 | 0 | 1 | 0 | 0 |

Career/2016 Highs: Tackles: 4 vs. San José State (10/21/16); Pass Breakups: 1 vs. Hawai'i (11/5/16).

Thompson's Career Game-by-Game

| Date | Opponent | GP | GS | UA | A | TT | TFL | Sk. | Int. | PBU | FF | FR |
|---------|----------------------|----|----|----|----------|----------|----------|-----|------|-----|----|----|
| S.3.16 | New Hampshire | | | | | | | | | | | |
| S.10.16 | California | | | | | | | | | | | |
| S.17.16 | at Northern Illinois | | | | | | | | | | | |
| 0.1.16 | at South Alabama | | | | | | | | | | | |
| 0.8.16 | UNLV* | | | | | | | | | | | |
| 0.14.16 | at Fresno State* | | | | | | | | | | | |
| 0.21.16 | San José State* | 1 | 0 | | 3 | 1 | 4 | 0.0 | 0.0 | 0 | 0 | 0 |
| 0.28.16 | at Utah State* | 1 | 0 | 0 | 1 | 1 | 0.0 | 0.0 | 0 | 0 | 0 | 0 |
| N.5.16 | Hawai'i* | 1 | 0 | 1 | 0 | 1 | 0.0 | 0.0 | 0 | 0 | 0 | 0 |

*Bold indicates season high. * - Mountain West game.*

#85 QUEST TRUXTON

Wide Receiver • Junior • 6-0 • 180 • Newport Harbor, CA • Golden West College

- **At San Diego State:** Speedster with good hands ... Is listed as the starting punt returner, and the backup "Z" receiver and kick returner heading into the Nevada game ... Also plays on the kickoff unit.
- **2016 (Junior):** Has played in all nine games as a receiver and on special teams ... Has six catches for 78 yards (13.0 avg.) with two touchdowns on the season ... Also has two rushes for 44 yards (22.0 avg.), 21 punt returns for 239 yards (11.4 avg.) and four kick returns for 61 yards (15.3 avg.) ... Leads the Mountain West and ranks 18th in the nation in punt return average (11.38) ... **vs. New Hampshire (Sept. 3)** ... Logged his first career snaps in the opener vs. New Hampshire off the bench ... Made one catch for 14 yards, and logged time on special teams ... Returned three punts for 16 yards (5.3 avg.) with a long of 12 yards ... **vs. California (Sept. 10)** ... Earned the start at punt returner vs. California, where he returned three punts for 46 yards (15.3 avg.) with a long of 25 yards ... Also returned three pooch kicks for 52 yards (17.3 avg.) and added a special teams tackle ... **at Northern Illinois (Sept. 17)** ... Returned a punt for seven yards, while seeing time a wide receiver and on special teams at Northern Illinois ... **at South Alabama (Oct. 1)** ... Logged significant time at South Alabama, making a 9-yard catch and returning two punts for 33 yards (16.5 avg.) ... Including in the two punt returns was a then career-long 32-yarder ... Added a special teams tackle ... **vs. UNLV (Oct. 8)** ... Played again vs. UNLV, making a career-high two catches for a career-best 36 yards (18.0 avg.) with a long of 20 yards ... Also returned five punts for 44 yards (8.8 avg.) with a long of 29 yards ... **at Fresno State (Oct. 14)** ... Returned one punt for zero yards at Fresno State ... **vs. San José State (Oct. 21)** ... Returned two punts for 20 yards (10.0 avg.) against San José State ... **at Utah State (Oct. 28)** ... Had a 10-yard touchdown catch and a 21-yard rush at Utah State ... The touchdown was the first of his career and gave SDSU a 17-7 lead ... The rushing attempt was the first of his career ... **vs. Hawai'i (Nov. 5)** ... Had good all-around game against Hawai'i with a 9-yard touchdown catch, a career-long 23-yard run and four punt returns for 73 yards ... The touchdown was the second of his career and second straight game with a touchdown catch ... Set career highs in receiving yards (23), punt return yards (73), punt return average (18.3) and all-purpose yards (105).
- **2014-15 (at Golden West College):** Was a Region III All-California First Team Offense honoree in 2015 after leading Golden West with 68 receptions ... Ranked second with 902 receiving yards and 10 touchdowns, averaging 82 yards per game ... Golden West posted an 8-3 mark in 2015, ranked as high as third in the nation and first in California ... As a freshman in 2014, recorded 841 yards on 50 receptions (76.5 yards per game) with eight touchdowns en route to a Southern League First Team Offense accolade.
- **High School:** Was the 2013 Newport-Mesa Dream Team All-Purpose Player of the Year, Sunset League Offensive Player of the Year and All-CIF Southern Section Southwest Division honoree as a senior at Newport Harbor High ... Set school single-season records for receptions (83), receiving yards (1,325) and touchdown catches (17) and posted 20 total touchdowns as a senior to help lead the Sailors to the Southwest Division title game.
- **Personal:** Quest Joseph Truxton was born Sept. 21, 1996, in Newport Beach, Calif. ... Son of Lou and Eileen Truxton ... Is majoring in sociology.

Truxton's Career Statistics

Receiving

| Season | GP | GS | Rec. | Yds. | Avg. | Long | TD |
|---------------|----------|----------|----------|-----------|-------------|-----------|----------|
| 2016 | 9 | 0 | 6 | 78 | 13.0 | 20 | 2 |
| Career | 9 | 0 | 6 | 78 | 13.0 | 20 | 2 |

Punt Returns

| Season | GP | GS | No. | Yds. | Avg. | Long | TD | All-Purpose | |
|---------------|----------|----------|-----------|------------|-------------|-----------|----------|---------------|-------------|
| | | | | | | | | Total Yds/Gm. | |
| 2016 | 9 | 8 | 21 | 239 | 11.4 | 41 | 0 | 422 | 46.9 |
| Career | 9 | 8 | 21 | 239 | 11.4 | 41 | 0 | 422 | 46.9 |

Career/2016 Highs: Receptions: 2 vs. UNLV (10/8/16); Receiving Yards: 36 vs. UNLV (10/8/16); Receiving Touchdowns: 1 vs. Hawai'i (11/5/16), at Utah State (10/28/16); Long Reception: 28 vs. UNLV (10/8/16); Carries: 1 vs. Hawai'i (11/5/16), at Utah State (10/28/16); Rushing Yards: 23 vs. Hawai'i (11/5/16); Long Rush: 23 vs. Hawai'i (11/5/16); Punt Returns: 5 vs. UNLV (10/8/16); Punt Return Yards: 73 vs. Hawai'i (11/5/16); Long Punt Return: 41 vs. Hawai'i (11/5/16); Kick Returns: 3 vs. California (9/10/16); Kick Return Yards: 52 vs. California (9/10/16); Long Kick Return: 20 vs. California (9/10/16); Tackles: 1 at South Alabama (10/1/16), vs. California (9/10/16).

Truxton's Career Game-by-Game

Receiving

| Date | Opponent | GP | GS | No. | Yds. | Avg. | Lg. | TD | TD Lengths |
|---------|----------------------|----|----|-----|-----------|-------------|-----------|----|------------|
| S.3.16 | New Hampshire | 1 | 0 | 1 | 14 | 14.0 | 14 | 0 | |
| S.10.16 | California | 1 | 0 | 0 | 0 | 0.0 | 0 | 0 | |
| S.17.16 | at Northern Illinois | 1 | 0 | 0 | 0 | 0.0 | 0 | 0 | |
| O.1.16 | at South Alabama | 1 | 0 | 1 | 9 | 9.0 | 9 | 0 | |
| O.8.16 | UNLV* | 1 | 0 | 2 | 36 | 18.0 | 21 | 0 | |
| O.14.16 | at Fresno State* | 1 | 0 | 0 | 0 | 0.0 | 0 | 0 | |
| O.21.16 | San José State* | 1 | 0 | 0 | 0 | 0.0 | 0 | 0 | |
| O.28.16 | at Utah State* | 1 | 0 | 1 | 10 | 10.0 | 10 | 1 | 10 |
| N.5.16 | Hawai'i* | 1 | 0 | 1 | 9 | 9.0 | 9 | 1 | 9 |

Punt Returns

| Date | Opponent | GP | GS | No. | Yds. | Avg. | Lg. | TD | TD Lengths |
|---------|----------------------|----|----|-----|-----------|-------------|-----------|----|------------|
| S.3.16 | New Hampshire | 1 | | 3 | 16 | 5.3 | 12 | 0 | |
| S.10.16 | California | 1 | * | 3 | 52 | 17.3 | 25 | 0 | |
| S.17.16 | at Northern Illinois | 1 | * | 1 | 7 | 7.0 | 7 | 0 | |
| O.1.16 | at South Alabama | 1 | * | 2 | 33 | 16.6 | 32 | 0 | |
| O.8.16 | UNLV* | 1 | * | 5 | 44 | 8.8 | 29 | 0 | |
| O.14.16 | at Fresno State* | 1 | * | 1 | 0 | 0.0 | 0 | 0 | |
| O.21.16 | San Jose State* | 1 | * | 2 | 20 | 10.0 | 15 | 0 | |
| O.28.16 | at Utah State* | 1 | * | 0 | 0 | 0.0 | 0 | 0 | |
| N.5.16 | Hawai'i* | 1 | * | 4 | 71 | 17.8 | 41 | 0 | |

*Bold indicates season high. * - Mountain West game. GS - * in this category the player was on the field the first time San Diego State was in the punt return formation.*

#41 DAKOTA TURNER

Defensive End • Junior • 6-3 • 250 • Mililani, Hawaii • Mililani High

- **At San Diego State:** Physical, athletic body, who made the move from linebacker to defensive line in the spring of 2014 ... Worked up to the backup spot at right defensive end after spring drills, where he remained over the 2014 season and in 2015 ... Then moved to fullback in fall camp, where he started the first three games this year, before moving back to defensive line at South Alabama ... Is coming off an injured left knee (sprained MCL, torn ACL) at Hawai'i on Oct. 10, 2015 ... Is listed as the backup behind Kyle Kelley at one of the defensive end spots heading into the weekend.
- **2016 (Junior):** Started the first three games at fullback before switching to defensive end for the last six ... Had not found the stat sheet except for a tackle on special teams before switching positions ... Has 21 tackles total on the year, 3.5 tackles for loss, two sacks, a forced fumble, a pass breakup and three quarterback hurries ... **vs. New Hampshire (Sept. 3)** ... Earned his first career start in his first-ever game on the offensive side of the ball when he started at fullback in the opener vs. New Hampshire ... Did not record a stat ... **vs. California (Sept. 10)** ... Also started vs. California, but did not find the stat sheet ... **at Northern Illinois (Sept. 17)** ... Logged a special teams tackle at Northern Illinois while starting at fullback for a third straight game ... **at South Alabama (Oct. 1)** ... Played for the first time of the season at defensive end at South Alabama, making a career-high seven tackles off the bench. ... **vs. UNLV (Oct. 8)** ... Appeared in his second game at defensive end, recording his first career pass breakup and adding a quarterback hurry ... **at Fresno State (Oct. 14)** ... Registered four tackles, including a tackle for loss, off the bench at Fresno State ... **vs. San José State (Oct. 21)** ... Came up with four tackles (all solo) and a 9-yard sack (and tackle for loss) ... It was his first sack of his career ... **at Utah State (Oct. 28)** ... Had a good all-around game at Utah State, making four tackles, 1.5 tackles for loss, a 4-yard sack and a forced fumble ... The 1.5 tackles for loss were a season high, while the forced fumble was the first of his career ... **vs. Hawai'i (Nov. 5)** ... Registered an assisted tackle and two quarterback hurries in extensive time off the bench vs. Hawai'i.
- **2015 (Sophomore):** Had 15 tackles, four tackles for loss and a quarterback hurry on the season in just six games off the bench ... Came up with two assisted tackles off the bench against San Diego in the opener ... Also added a quarterback hurry ... Had four tackles (two solo) in a reserve role at California ... Had arguably the best game of his career vs. South Alabama, setting career highs in tackles (six) and tackles for loss (2.0) ... Came up with an assisted tackle at Penn State in a reserve role ... Made two tackles - both solo and for a loss - vs. Fresno State ... The two tackles for loss matched a career best ... Logged snaps at Hawai'i, including time on special teams, before injuring his left knee and being forced to miss the rest of the season ... Those games included MW contests at San José State, vs. Utah State, at Colorado State, vs.

Wyoming, at UNLV and against Nevada, as well as the MW Championship game vs. Air Force and the Hawai'i Bowl vs. Cincinnati.

- **2014 (Freshman):** Logged his first career snaps in his second season at SDSU ... Had 18 tackles (14 solo), including 2.5 TFL, two sacks and four quarterback hurries in 12 games on the season ... Played in the opener vs. Northern Arizona, but did not record a stat ... Was on the travel squad, but did not play at No. 21/23 North Carolina ... Made his first career tackle, a solo stop, off the bench at Oregon State ... Had a breakout game against UNLV, making two solo stops and his first career sack (and TFL) ... Also had a quarterback hurry ... Had a career-high three stops (all solo) and a quarterback hurry at Fresno State ... Had another good outing at New Mexico, making one tackle, which was a 5-yard sack (and TFL) ... Came up with one tackle off the pine against Hawai'i ... Finished with another solo stop at Nevada in a reserve role ... Tied a career high with three tackles (two solo) off the bench against Idaho with a quarterback hurry ... Made three stops (two solo) and 0.5 TFL at Boise State in another game off the bench ... Also added a quarterback hurry ... Logged snaps against Air Force without finding the stat sheet ... Tied a career high with three tackles (one solo) off the bench against San José State ... Came off the bench vs. Navy in the Poinsettia Bowl, but was left off the stat sheet.
- **2013 (Redshirt):** Redshirted his first season on The Mesa.
- **High School:** Was recruited as a linebacker after also playing as a defensive end and tight end at Mililani High School ... Helped the Trojans to a 10-3 record, including a 5-1 league mark as a senior in 2012 ... Was a first-team all-state pick as a senior ... A first-team all-league pick as a senior and second-team selection in 2011 ... Also an honorable mention all-Hawaii pick ... Was named to the Department of Defense All-America Team in 2011 ... Picked for the ESPN All-Hawaii team in 2011 ... A three-star recruit by Scout.com, ESPN and 247Sports.com ... Received an 80 grade by 247Sports, and was ranked as the 73rd-best tight end in the country and eighth out of all Hawaii recruits (regardless of position) ... Was ranked the 83rd-best defensive end by Scout ... Got a scout grade of 72 by ESPN and was listed at No. 109 of all defensive ends and the 10th-best recruit in Hawaii ... Rivals had him as the ninth-best recruit in Hawaii.
- **Personal:** Dakota Justice Turner was born March 5, 1995, in Camp Lejeune, N.C. ... Son of Larry and Diane Turner ... Also got offers from Army and Weber State, and was shown interest by Arizona State, Colorado, Hawai'i, Nevada, New Mexico State, Oregon, SMU, Utah State, Vanderbilt, Washington and Washington State ... Is majoring in social science.

Turner's Career Statistics

Defense

| Season | GP | GS | UA | A | TT | TFL | Sk | Int. | PBU | FF | FR |
|---------------|-----------|----------|-----------|-----------|-----------|-------------|------------|----------|----------|----------|----------|
| 2014 | 12 | 0 | 14 | 4 | 18 | 2.5 | 2.0 | 0 | 0 | 0 | 0 |
| 2015 | 6 | 0 | 6 | 9 | 15 | 4.0 | 0.0 | 0 | 0 | 0 | 0 |
| 2016 | 9 | 0 | 7 | 14 | 21 | 3.5 | 2.0 | 0 | 1 | 1 | 0 |
| Career | 27 | 0 | 27 | 27 | 54 | 10.0 | 4.0 | 0 | 1 | 1 | 0 |

| Season | GP | GS | Rushing | | | | Receiving | | | | | | |
|---------------|----------|----------|----------|----------|----------|----------|-----------|----------|----------|----------|----------|----------|----------|
| | | | Att. | Yds. | TD | Lg. | 100+ | No. | Yds. | Avg. | TD | Lg. | |
| 2016 | 9 | 3 | 0 | 0 | 0 | 0 | 0 | 0 | 0 | 0 | 0 | 0 | 0 |
| Career | 9 | 3 | 0 | 0 | 0 | 0 | 0 | 0 | 0 | 0 | 0 | 0 | 0 |

Career Highs: Tackles: 7 at South Alabama (10/1/16); Tackles For Loss: 2.0 vs. Fresno State (10/3/15), vs. South Alabama (9/19/15); Sacks: 1.0, four times; Pass Breakups: 1 vs. UNLV (10/8/16); Forced Fumbles: 1 at Utah State (10/28/16).

2016 Highs: Tackles: 7 at South Alabama (10/1/16); Tackles For Loss: 1.5 at Utah State (10/28/16); Sacks: 1.0 at Utah State (10/28/16), vs. San José State (10/21/16); Forced Fumbles: 1 at Utah State (10/28/16).

Turner's Career Game-by-Game

Defensive

| Date | Opponent | GP | GS | UA | A | TT | TFL | Sk. | Int. | PBU | FF | FR |
|---------|-----------------------|----------------------|----|----|---|----|------------|------------|------|-----|----|----|
| A.30.14 | Northern Arizona | 1 | 0 | 0 | 0 | 0 | 0.0 | 0.0 | 0 | 0 | 0 | 0 |
| S.6.14 | at 21/23 No. Carolina | --- Did Not Play --- | | | | | | | | | | |
| S.20.14 | at Oregon State | 1 | 0 | 1 | 0 | 1 | 0.0 | 0.0 | 0 | 0 | 0 | 0 |
| S.27.14 | UNLV* | 1 | 0 | 2 | 0 | 2 | 1.0 | 1.0 | 0 | 0 | 0 | 0 |
| O.3.14 | at Fresno State* | 1 | 0 | 3 | 0 | 3 | 0.0 | 0.0 | 0 | 0 | 0 | 0 |
| O.10.14 | at New Mexico* | 1 | 0 | 1 | 0 | 1 | 1.0 | 1.0 | 0 | 0 | 0 | 0 |
| O.18.14 | Hawai'i* | 1 | 0 | 1 | 0 | 1 | 0.0 | 0.0 | 0 | 0 | 0 | 0 |
| N.1.14 | at Nevada* | 1 | 0 | 1 | 0 | 1 | 0.0 | 0.0 | 0 | 0 | 0 | 0 |
| N.8.14 | Idaho | 1 | 0 | 2 | 1 | 3 | 0.0 | 0.0 | 0 | 0 | 0 | 0 |
| N.15.14 | at Boise State* | 1 | 0 | 2 | 1 | 3 | 0.5 | 0.0 | 0 | 0 | 0 | 0 |

| | | | | | | | | | | | | |
|---------|----------------------|--------------------------------|---|---|---|---|-----|-----|---|---|---|---|
| N.21.14 | Air Force* | 1 | 0 | 0 | 0 | 0 | 0.0 | 0.0 | 0 | 0 | 0 | 0 |
| N.29.14 | San José State* | 1 | 0 | 1 | 2 | 3 | 0.0 | 0.0 | 0 | 0 | 0 | 0 |
| D.23.14 | Navy# | 1 | 0 | 0 | 0 | 0 | 0.0 | 0.0 | 0 | 0 | 0 | 0 |
| S.5.15 | San Diego | 1 | 0 | 0 | 2 | 2 | 0.0 | 0.0 | 0 | 0 | 0 | 0 |
| S.12.15 | at California | 1 | 0 | 2 | 2 | 4 | 0.0 | 0.0 | 0 | 0 | 0 | 0 |
| S.19.15 | South Alabama | 1 | 0 | 2 | 4 | 6 | 2.0 | 0.0 | 0 | 0 | 0 | 0 |
| S.26.15 | at Penn State | 1 | 0 | 0 | 1 | 1 | 0.0 | 0.0 | 0 | 0 | 0 | 0 |
| O.3.15 | Fresno State* | 1 | 0 | 2 | 0 | 2 | 2.0 | 0.0 | 0 | 0 | 0 | 0 |
| O.10.15 | at Hawai'i* | 1 | 0 | 0 | 0 | 0 | 0.0 | 0.0 | 0 | 0 | 0 | 0 |
| O.17.15 | at San José State* | --- Did Not Play - Injured --- | | | | | | | | | | |
| O.23.15 | Utah State* | --- Did Not Play - Injured --- | | | | | | | | | | |
| O.31.15 | at Colorado State* | --- Did Not Play - Injured --- | | | | | | | | | | |
| N.14.15 | Wyoming* | --- Did Not Play - Injured --- | | | | | | | | | | |
| N.21.15 | at UNLV* | --- Did Not Play - Injured --- | | | | | | | | | | |
| N.28.15 | Nevada* | --- Did Not Play - Injured --- | | | | | | | | | | |
| D.5.15 | Air Force`` | --- Did Not Play - Injured --- | | | | | | | | | | |
| D.24.15 | vs. Cincinnati% | --- Did Not Play - Injured --- | | | | | | | | | | |
| S.3.16 | New Hampshire | 1 | 0 | 0 | 0 | 0 | 0.0 | 0.0 | 0 | 0 | 0 | 0 |
| S.10.16 | California | 1 | 0 | 0 | 0 | 0 | 0.0 | 0.0 | 0 | 0 | 0 | 0 |
| S.17.16 | at Northern Illinois | 1 | 0 | 1 | 0 | 1 | 0.0 | 0.0 | 0 | 0 | 0 | 0 |
| O.1.16 | at South Alabama | 1 | 0 | 0 | 7 | 7 | 0.0 | 0.0 | 0 | 0 | 0 | 0 |
| O.8.16 | UNLV* | 1 | 0 | 0 | 0 | 0 | 0.0 | 0.0 | 0 | 1 | 0 | 0 |
| O.14.16 | at Fresno State* | 1 | 0 | 1 | 3 | 4 | 1.0 | 0.0 | 0 | 0 | 0 | 0 |
| O.21.16 | San José State* | 1 | 0 | 4 | 0 | 4 | 1.0 | 1.0 | 0 | 0 | 0 | 0 |
| O.28.16 | at Utah State* | 1 | 0 | 1 | 3 | 4 | 1.5 | 1.0 | 0 | 0 | 1 | 0 |
| N.5.16 | Hawai'i* | 1 | 0 | 0 | 1 | 1 | 0.0 | 0.0 | 0 | 0 | 0 | 0 |

| Date | Opponent | GP | GS | Rushing | | | | Receiving | | | | |
|---------|----------------------|---------------------------|----|---------|------|------|----|-----------|------|----|------------|--|
| | | | | Att. | Yds. | Avg. | TD | No. | Yds. | TD | TD Lengths | |
| S.3.16 | New Hampshire | 1 | 1 | 0 | 0 | 0.0 | 0 | 0 | 0 | 0 | 0 | |
| S.10.16 | California | 1 | 1 | 0 | 0 | 0.0 | 0 | 0 | 0 | 0 | 0 | |
| S.17.16 | at Northern Illinois | 1 | 1 | 0 | 0 | 0.0 | 0 | 0 | 0 | 0 | 0 | |
| O.1.16 | South Alabama | --- Played on Defense --- | | | | | | | | | | |
| O.8.16 | UNLV* | --- Played on Defense --- | | | | | | | | | | |
| O.14.16 | at Fresno State* | --- Played on Defense --- | | | | | | | | | | |
| O.21.16 | San José State* | --- Played on Defense --- | | | | | | | | | | |
| O.28.16 | at Utah State* | --- Played on Defense --- | | | | | | | | | | |
| N.5.16 | Hawai'i* | --- Played on Defense --- | | | | | | | | | | |

*Bold indicates season high. * - Mountain West game. # - 2014 San Diego County Credit Union Poinsettia Bowl (Qualcomm Stadium; San Diego, Calif.). `` - 2015 Sports Authority Mountain West Championship (Qualcomm Stadium; San Diego, Calif.). % - 2015 Hawai'i Bowl (Aloha Stadium; Honolulu, Hawaii).*

#87 KAHALE WARRING

Tight End • RS-Freshman • 6-6 • 245 • Sonora, Calif. • Sonora HS

- **At San Diego State:** Big tight end who has shown drastic improvement since arriving on campus last fall ... Put on 25 pounds of muscle in one year ... Was listed as the backup on the depth chart at tight end vs. UNLV before suffering a season-ending injury in practice that week.
- **2016 (Freshman):** Played in the team's first four games before the season-ending injury, making two catches - both for touchdowns ... Had two receptions for 17 yards (8.5 avg.) ... vs. **New Hampshire (Sept. 3)** ... Played for the first time of his career in the opener against New Hampshire, but did not make the stat sheet ... vs. **California (Sept. 10)** ... Logged statless time once again vs. California ... at **Northern Illinois (Sept. 17)** ... Caught his first career pass at Northern Illinois, which was a 5-yard touchdown catch on 4th and 2 to put SDSU up, 21-0, early in the second quarter ... at **South Alabama (Oct. 1)** ... Caught a 12-yard touchdown pass to put SDSU up, 24-21, at South Alabama ... It was his second straight game with a catch (and touchdown catch) ... vs. **UNLV (Oct. 8)** ... Did not play against UNLV after injuring his foot in practice during the week ... at **Fresno State (Oct. 14)** ... Did not travel to Fresno State with the foot injury ... vs. **San José State (Oct. 21)** ... Missed his third straight game against San José State with the foot injury ... at **Utah State (Oct. 28)** ... Did not travel to the Utah State game ... vs. **Hawai'i (Nov. 5)** ... Was on the sidelines for the Hawai'i game.
- **2015 (Redshirt):** Redshirted his first season at SDSU.
- **High School:** Played just one year of football at Sonora High in Sonora, Calif. ... Earned all-

league accolades in his one season, catching 21 balls for 548 yards (26.1 avg.), according to MaxPreps ... Helped the Wildcats to an 11-2 record, including a perfect 6-0 league mark ... Also excelled in basketball, averaging 19.6 points and 10.8 rebounds as a senior, earning the league's MVP award ... Was also an all-conference pick in water polo ... Previously played tennis, and was a member of the cross country and swimming teams.

- **Personal:** Kahale Kuio Kalani Michael Wodehouse Warring was born March 23, 1997, in Sonora, Calif. ... Son of Kahai Wodehouse and Nichole Longeway, and stepson of Lloyd Longeway ... Was also recruited by Nevada and Sacramento State ... Is majoring in business administration.

Warring's Career Statistics

Receiving

| Season | GP | GS | Rec. | Yds. | Avg. | Long | TD |
|---------------|----------|----------|----------|-----------|------------|-----------|----------|
| 2016 | 4 | 0 | 2 | 17 | 8.5 | 12 | 2 |
| Career | 4 | 0 | 2 | 17 | 8.5 | 12 | 2 |

Career/2016 Highs: Receptions: 1 at South Alabama (10/1/16), at Northern Illinois (9/17/16); Receiving Yards: 12 at South Alabama (10/1/16); Receiving Touchdowns: 1 at South Alabama (10/1/16), at Northern Illinois (9/17/16) **Long Reception:** 12 at South Alabama (10/1/16).

Warring's Career Game-by-Game

Receiving

| Date | Opponent | GP | GS | No. | Yds. | Avg. | Lg. | TD | TD Lengths | | |
|---------|----------------------|--------------------------------|----|-----|------|------|-----|----|------------|--|--|
| S.3.16 | New Hampshire | 1 | 0 | 0 | 0 | 0.0 | 0 | 0 | | | |
| S.10.16 | California | 1 | 0 | 0 | 0 | 0.0 | 0 | 0 | | | |
| S.17.16 | at Northern Illinois | 1 | 0 | 1 | 5 | 5.0 | 5 | 1 | 5 | | |
| O.1.16 | at South Alabama | 1 | 0 | 1 | 12 | 12.0 | 12 | 1 | 12 | | |
| O.8.16 | vs. UNLV* | --- Did Not Play - Injured --- | | | | | | | | | |
| O.14.16 | at Fresno State* | --- Did Not Play - Injured --- | | | | | | | | | |
| O.21.16 | vs. San José State* | --- Did Not Play - Injured --- | | | | | | | | | |
| O.28.16 | at Utah State* | --- Did Not Play - Injured --- | | | | | | | | | |
| N.5.16 | Hawai'i* | --- Did Not Play - Injured --- | | | | | | | | | |

*Bold indicates season high. * - Mountain West game.*

#29 JUWAN WASHINGTON

Running Back • RS-Freshman • 5-7 • 190 • Kennedale, Texas • Kennedale HS

- **At San Diego State:** Speedster who is not afraid of contact ... Has a great blend of speed and power ... Is third on a loaded running back depth chart heading into the Nevada game ... Also sees action in the return game.
- **2016 (Freshman):** Has been named "SDSU's Top Newcomer" by *Lindy's Sports* ... Has played in the team's nine games in a reserve role, rushing 38 times for 257 yards (6.8 avg.) and three touchdowns, adding two catches for 28 yards (14.0 avg.) and a touchdown, and returning four kicks for 108 yards (27.0 avg.) ... vs. **New Hampshire (Sept. 3)** ... Logged his first career snaps in the opener against New Hampshire, rushing four times for nine yards (2.3 avg.), and seeing time on special teams ... vs. **California (Sept. 10)** ... Rushed four times for 28 yards (7.0) with a long of 11 yards against California ... at **Northern Illinois (Sept. 17)** ... Did not get any carries at Northern Illinois, but returned three kicks for 93 yards (31.0 avg.), including a long of 53 yards ... at **South Alabama (Oct. 1)** ... Logged statless time at South Alabama ... vs. **UNLV (Oct. 8)** ... Rushed five times for 13 yards against UNLV, averaging 2.6 yards per carry and returned a kick for 15 yards ... at **Fresno State (Oct. 14)** ... Did not record a stat in action at Fresno State ... vs. **San José State (Oct. 21)** ... Rushed for 22 yards on six carries with a season-long of 12 yards and caught his first pass as an Aztec for four yards ... at **Utah State (Oct. 28)** ... Rushed 14 times for 137 yards (9.8 avg.) and two touchdowns at Utah State ... It was his first career 100-yard rushing game (76th Aztec with a 100-yard game in school history) ... Set career highs in rushing yards, touchdowns, carries and long rush (64 yards) ... Scored his first two career touchdowns ... vs. **Hawai'i (Nov. 5)** ... Rushed five times for 48 yards (9.6 avg.) and a touchdown and added a 24-yard touchdown catch in time against Hawai'i ... It was his first career touchdown catch ... Had multiple touchdowns for the second straight game ... Set career highs in receptions (1, tied), receiving yards (24) and long reception (24 yards) ... Now has four touchdowns (three rushing, one receiving), all over the past two games.
- **2015 (Redshirt):** Redshirted his first season at SDSU.
- **High School:** Racked up big numbers at Kennedale High School, where he won three varsity

letters ... Rushed for 5,139 yards and 75 touchdowns with an average of 9.5 yards per carry during his career, according to MaxPreps ... Eclipsed the 300-yard mark five times in 24 games as a prep ... Also combined for 836 yards on kickoff returns ... Earned second-team all-state honors after running for 2,695 yards and 39 scores during his senior season, leading the Wildcats to a 12-1 overall record and an appearance in the UIL Conference 4A Regionals ... Rated as a three-star recruit by Scout, 247sports and ESPN, and a two-star recruit by Rivals ... Earned a grade of 82 by 247sports and a 74 from ESPN.

- **Personal:** Juwan Xavier Washington was born Nov. 19, 1996, in Fort Worth, Texas ... Son of Katrina Smith ... Picked SDSU over other offers from Houston, Arkansas State, Louisiana-Monroe and Texas State ... Also received recruiting interest from numerous other schools, including Arkansas, Baylor, Brigham Young, Duke, Kansas State, Minnesota, Notre Dame, Oklahoma, TCU and USC, among others ... Is majoring in kinesiology with an emphasis in fitness.

Washington's Career Statistics

| Season | GP | GS | Rushing | | | | Receiving | | | | | |
|---------------|----------|----------|-----------|------------|----------|-----------|-----------|----------|-----------|-------------|----------|-----------|
| | | | Att. | Yds. | TD | Lg. | No. | Yds. | Avg. | TD | Lg. | |
| 2016 | 9 | 0 | 38 | 257 | 3 | 64 | 1 | 2 | 28 | 14.0 | 1 | 24 |
| Career | 9 | 0 | 38 | 257 | 3 | 64 | 1 | 2 | 28 | 14.0 | 1 | 24 |

Kick Returns

| Season | GP | GS | No. | Yds. | Avg. | Long | TD | All-Purpose | |
|---------------|----------|----------|----------|------------|-------------|-----------|----------|---------------|-------------|
| | | | | | | | | Total Yds/Gm. | |
| 2016 | 9 | 0 | 4 | 108 | 27.0 | 53 | 0 | 393 | 43.7 |
| Career | 9 | 0 | 4 | 108 | 27.0 | 53 | 0 | 393 | 43.7 |

Career/2016 Highs: Carries: 14 at Utah State (10/28/16); Rushing Yards: 137 at Utah State (10/28/16); Rushing Touchdowns: 2 at Utah State (10/28/16); Long Rush: 64 at Utah State (10/28/16); Receptions: 1 vs. Hawai'i (11/5/16), vs. San José State (10/21/16); Receiving Yards: 24 vs. Hawai'i (11/5/16); Receiving Touchdowns: 1 vs. Hawai'i (11/5/16); Long Reception: 24 vs. Hawai'i (11/5/16); Kick Returns: 3 at Northern Illinois (9/17/16); Kick Return Yards: 93 at Northern Illinois (9/17/16); Long Kick Return: 53 at Northern Illinois (9/17/16).

Washington's Career Game-by-Game

| Date | Opponent | GP | GS | Rushing | | | | Receiving | | |
|---------|----------------------|----|----|---------|------|------|----|-----------|------|----|
| | | | | Att. | Yds. | Avg. | TD | No. | Yds. | TD |
| S.3.16 | New Hampshire | 1 | 0 | 4 | 9 | 2.3 | 0 | 0 | 0 | 0 |
| S.10.16 | California | 1 | 0 | 4 | 28 | 7.0 | 0 | 0 | 0 | 0 |
| S.17.16 | at Northern Illinois | 1 | 0 | 0 | 0 | 0.0 | 0 | 0 | 0 | 0 |
| O.1.16 | at South Alabama | 1 | 0 | 0 | 0 | 0.0 | 0 | 0 | 0 | 0 |
| O.8.16 | UNLV* | 1 | 0 | 5 | 13 | 2.6 | 0 | 0 | 0 | 0 |
| O.14.16 | at Fresno State* | 1 | 0 | 0 | 0 | 0.0 | 0 | 0 | 0 | 0 |
| O.21.16 | San José State* | 1 | 0 | 6 | 22 | 3.7 | 0 | 1 | 4 | 0 |
| O.28.16 | at Utah State* | 1 | 0 | 14 | 137 | 9.8 | 2 | 0 | 0 | 0 |
| N.5.16 | Hawai'i* | 1 | 0 | 5 | 48 | 9.6 | 1 | 1 | 24 | 24 |

Kick Returns

| Date | Opponent | GP | GS | No. | Yds. | Avg. | Lg. | TD | TD Lengths |
|---------|----------------------|----|----|-----|------|------|-----|----|------------|
| | | | | | | | | | |
| S.10.16 | California | 1 | 0 | 0 | 0 | 0.0 | 0 | 0 | |
| S.17.16 | at Northern Illinois | 1 | 0 | 3 | 93 | 31.0 | 53 | 0 | |
| O.1.16 | at South Alabama | 1 | 0 | 0 | 0 | 0.0 | 0 | 0 | |
| O.8.16 | UNLV* | 1 | 0 | 1 | 15 | 15.0 | 15 | 0 | |
| O.14.16 | at Fresno State* | 1 | 0 | 0 | 0 | 0.0 | 0 | 0 | |
| O.21.16 | San José State* | 1 | 0 | 0 | 0 | 0.0 | 0 | 0 | |
| O.28.16 | at Utah State* | 1 | 0 | 0 | 0 | 0.0 | 0 | 0 | |
| N.5.16 | Hawai'i* | 1 | 0 | 0 | 0 | 0.0 | 0 | 0 | |

*Bold indicates season high. * - Mountain West game. GS - * in this category the player was on the field the first time San Diego State was in the kick return formation.*

#88 DAVID WELLS

Tight End • Junior • 6-5 • 255 • Clovis, Calif. • Clovis North HS

- **At San Diego State:** Tall, big body, who has great hands ... Worked up to No. 2 at tight end for the first time of his career at Nevada in the eighth game of the 2014 season, where he was until the offseason, when starter Daniel Brunskill moved to right tackle ... Has started every game since.
- **2016 (Junior):** Has 15 catches for 150 yards (10.0 avg.) and two touchdowns in nine starts

on the year ... Also has a 2-point conversion reception and a tackle on special teams ... **vs. New Hampshire (Sept. 3)** ... Earned his first career start in the opener against New Hampshire, where he made an 8-yard catch ... **vs. California (Sept. 10)** ... Had a 6-yard grab in another start vs. California ... **at Northern Illinois (Sept. 17)** ... Came up with a 11-yard reception in a third straight start at Northern Illinois ... **at South Alabama (Oct. 1)** ... Had a then career-high two catches for a then career-best 21 yards (10.5 avg.) at South Alabama ... Had a then career-long 13-yard grab ... Also caught a 2-point conversion to put SDSU up, 24-21 ... **vs. UNLV (Oct. 8)** ... Did not appear on the stat sheet in another start vs. UNLV ... **at Fresno State (Oct. 14)** ... Had three receptions for 30 yards (10.0 avg.) in a start at Fresno State, just minutes away from his hometown of Clovis, Calif. ... Included in the three catches was a 14-yard grab ... **vs. San José State (Oct. 21)** ... Posted career highs of five catches and 62 yards while grabbing his first collegiate touchdown against San José State ... Pulled down a career-long 24-yard reception in the first quarter ... The five catches were the most by an Aztec tight end since Gavin Escobar hauled in six vs. Wyoming on Nov. 24, 2012 ... The 62 receiving yards were also the most for an SDSU tight end since Escobar totaled 108 vs. UNLV on Oct. 27, 2012 ... **at Utah State (Oct. 28)** ... Made a catch in another start at Utah State for a loss of one yard ... **vs. Hawai'i (Nov. 5)** ... Had a 13-yard touchdown catch in a start against Hawai'i ... The touchdown, which put SDSU up, 7-0, was the second of his career (and season).

- **2015 (Sophomore):** Played in the team's only 14 games off the bench ... Had four catches for 22 yards (5.5 avg.) and a tackle on special teams ... Had his first career catch, a 10-yarder, in the opener vs. San Diego ... Also saw time on three special teams units - kick return, punt and PAT/field goal ... Played again at California and vs. South Alabama, but did not record a stat ... Logged statless time against South Alabama ... Made a tackle on special teams at Penn State ... Played again vs. Fresno State, at Hawai'i, at San José State and against Utah State, but did not record a stat ... Caught a 4-yard pass on 3rd and 4 early in the third quarter at Colorado State ... SDSU would eventually score a touchdown on the drive to take a 20-10 lead ... Did not record a stat in action against Wyoming ... Made a 2-yard grab at UNLV in a reserve role ... Had a 6-yard catch against Nevada ... Did not record a stat in playing time vs. Air Force in the MW Championship game and against Cincinnati in the Hawai'i Bowl.
- **2014 (Freshman):** Played in 12 of the team's 13 games, mostly on special teams, without recording a stat ... Did not play in the opener against Northern Arizona ... Made his collegiate debut at No. 21/23 North Carolina, but did not find the stat sheet ... Played again at Oregon State, vs. UNLV, at Fresno State, at New Mexico, vs. Hawai'i, at Nevada, against Idaho, at Boise State, vs. Air Force, vs. San José State and in the Poinsettia Bowl vs. Navy, all without making the stat sheet.
- **2013 (Redshirt):** Was on the travel squad early in the 2013 season, but ended up utilizing his redshirt campaign.
- **High School:** Former quarterback who switched over to tight end late in his high school career ... Helped lead Clovis North High School to a CIF Central Section Division 1 championship and 12-2 record in 2012, recording 60 catches for 1,188 yards (19.8 avg.) and 10 touchdowns ... Was the tight end MVP at the 2012 Five-Star Showcase in Los Angeles ... A first-team all-league pick and first-team all-Valley selection as a senior ... A three-star recruit by *Rivals.com*, and a two-star recruit by both *Scout.com* and *247Sports.com* ... Among tight ends in the country, was ranked 83rd by Scout and 105th by 247Sports ... Was also a forward on the basketball team and a pitcher with the baseball squad ... Helped the basketball team to a section championship.
- **Personal:** David Edward Wells was born May 2, 1995, in Fresno, Calif. ... Son of Bryan and Shari Wells ... Also received offers from Fresno State, Iowa State and Nevada and had interest from Colorado State, Utah and Utah State ... Is majoring in communication with a concentration in liberal arts.

Wells' Career Statistics

Receiving

| Season | GP | GS | Rec. | Yds. | Avg. | Long | TD |
|---------------|-----------|----------|-----------|------------|------------|-----------|----------|
| 2014 | 12 | 0 | 0 | 0 | 0.0 | 0 | 0 |
| 2015 | 14 | 0 | 4 | 22 | 5.5 | 10 | 0 |
| 2016 | 9 | 9 | 15 | 150 | 10.0 | 24 | 2 |
| Career | 35 | 9 | 19 | 172 | 9.1 | 24 | 2 |

Career Highs: Receptions: 5 vs. San José State (10/21/16); Receiving Yards: 62 vs. San José State (10/21/16); Long Reception: 24 vs. San José State (10/21/16); Receiving Touchdowns: 1 vs. Hawai'i (11/5/16), vs. San José State (10/21/16); Tackles: 1 at South Alabama (10/1/16), at Penn State (9/26/15).

2016 Highs: Receptions: 5 vs. San José State (10/21/16); Receiving Yards: 62 vs. San José State (10/21/16); Long Reception: 24 vs. San José State (10/21/16); Receiving Touchdowns: 1

vs. Hawai'i (11/5/16), vs. San José State (10/21/16); Tackles: 1 at South Alabama (10/1/16).

Wells' Career Game-by-Game

Receiving

| Date | Opponent | GP | GS | No. | Yds. | Avg. | Lg. | TD | TD Lengths |
|---------|-----------------------|----------------------|----|-----|------|------|-----|----|------------|
| A.30.14 | Northern Arizona | --- Did Not Play --- | | | | | | | |
| S.6.14 | at 21/23 No. Carolina | 1 | 0 | 0 | 0 | 0.0 | 0 | 0 | |
| S.20.14 | at Oregon State | 1 | 0 | 0 | 0 | 0.0 | 0 | 0 | |
| S.27.14 | UNLV* | 1 | 0 | 0 | 0 | 0.0 | 0 | 0 | |
| O.3.14 | at Fresno State* | 1 | 0 | 0 | 0 | 0.0 | 0 | 0 | |
| O.10.14 | at New Mexico* | 1 | 0 | 0 | 0 | 0.0 | 0 | 0 | |
| O.18.14 | Hawai'i* | 1 | 0 | 0 | 0 | 0.0 | 0 | 0 | |
| N.1.14 | at Nevada* | 1 | 0 | 0 | 0 | 0.0 | 0 | 0 | |
| N.8.14 | Idaho | 1 | 0 | 0 | 0 | 0.0 | 0 | 0 | |
| N.15.14 | at Boise State* | 1 | 0 | 0 | 0 | 0.0 | 0 | 0 | |
| N.21.14 | Air Force* | 1 | 0 | 0 | 0 | 0.0 | 0 | 0 | |
| N.29.14 | San José State* | 1 | 0 | 0 | 0 | 0.0 | 0 | 0 | |
| D.23.14 | Navy# | 1 | 0 | 0 | 0 | 0.0 | 0 | 0 | |
| S.5.15 | San Diego | 1 | 0 | 1 | 10 | 10.0 | 10 | 0 | |
| S.12.15 | at California | 1 | 0 | 0 | 0 | 0.0 | 0 | 0 | |
| S.19.15 | South Alabama | 1 | 0 | 0 | 0 | 0.0 | 0 | 0 | |
| S.26.15 | at Penn State | 1 | 0 | 0 | 0 | 0.0 | 0 | 0 | |
| O.3.15 | Fresno State* | 1 | 0 | 0 | 0 | 0.0 | 0 | 0 | |
| O.10.15 | at Hawai'i* | 1 | 0 | 0 | 0 | 0.0 | 0 | 0 | |
| O.17.15 | at San José State* | 1 | 0 | 0 | 0 | 0.0 | 0 | 0 | |
| O.23.15 | Utah State* | 1 | 0 | 0 | 0 | 0.0 | 0 | 0 | |
| O.31.15 | at Colorado State* | 1 | 0 | 1 | 4 | 4.0 | 4 | 0 | |
| N.14.15 | Wyoming* | 1 | 0 | 0 | 0 | 0.0 | 0 | 0 | |
| N.21.15 | at UNLV* | 1 | 0 | 1 | 2 | 2.0 | 2 | 0 | |
| N.28.15 | Nevada* | 1 | 0 | 1 | 6 | 6.0 | 6 | 0 | |
| D.5.15 | Air Force`` | 1 | 0 | 0 | 0 | 0.0 | 0 | 0 | |
| D.24.15 | vs. Cincinnati% | 1 | 0 | 0 | 0 | 0.0 | 0 | 0 | |
| S.3.16 | New Hampshire | 1 | 1 | 1 | 8 | 8.0 | 8 | 0 | |
| S.10.16 | California | 1 | 1 | 1 | 6 | 6.0 | 6 | 0 | |
| S.17.16 | at Northern Illinois | 1 | 1 | 1 | 11 | 11.0 | 11 | 0 | |
| O.1.16 | at South Alabama | 1 | 1 | 2 | 21 | 10.5 | 13 | 0 | |
| O.8.16 | UNLV* | 1 | 1 | 0 | 0 | 0.0 | 0 | 0 | |
| O.14.16 | at Fresno State* | 1 | 1 | 3 | 30 | 10.0 | 14 | 0 | |
| O.21.16 | San José State | 1 | 1 | 5 | 62 | 12.4 | 24 | 1 | 4 |
| O.28.16 | at Utah State* | 1 | 1 | 1 | -1 | -1.0 | -1 | 0 | |
| N.5.16 | Hawai'i* | 1 | 1 | 1 | 13 | 13.0 | 13 | 1 | 13 |

*Bold indicates season high. * - Mountain West game. # - 2014 San Diego County Credit Union Poinsettia Bowl (Qualcomm Stadium; San Diego, Calif.). `` - 2015 Sports Authority Mountain West Championship (Qualcomm Stadium; San Diego, Calif.). % - 2015 Hawai'i Bowl (Aloha Stadium; Honolulu, Hawaii).*

#27 KYREE WOODS

Cornerback • TR-Freshman • 6-0 • 175 • Mesa, Ariz. • Chandler HS

- **At San Diego State:** True freshman, who is on the depth chart for the first time of his career, backing up Ron Smith at left cornerback heading into the Nevada game.
- **2016 (True Freshman):** Has one tackle in two games this year, which went down as a 10-yard sack (and tackle for loss) ... **vs. New Hampshire (Sept. 3)** ... Did not play in the opener vs. New Hampshire ... **vs. California (Sept. 10)** ... Also did not play vs. California ... **at Northern Illinois (Sept. 17)** ... Did not travel to Northern Illinois ... **at South Alabama (Oct. 1)** ... Also did not travel to South Alabama ... **vs. UNLV (Oct. 8)** ... Did not play once again vs. UNLV ... **at Fresno State (Oct. 14)** ... Did not travel to Fresno State ... **vs. San José State (Oct. 21)** ... Was on the travel roster for the first time of his career against San José State, but did not play ... **at Utah State (Oct. 28)** ... Logged the first playing time of his career at Utah State without making the stat sheet ... **vs. Hawai'i (Nov. 5)** ... Logged snaps late against Hawai'i, sacking UH quarterback Dru Brown for a 10-yard loss on 4th and 5, keeping SDSU's 55-0 shutout intact.
- **High School:** A two-year letterwinner at Chandler High School in Mesa, Ariz., the same high school that former Aztec and 2014 all-MW punt returner Lloyd Mills attended ... Helped the

Wolves go 24-4 (.857) over the past two years, including a 9-1 record in league play ... Chandler HS finished first in the state in 2014 and second in 2015 ... Recorded 130 tackles, four interceptions and nine pass deflections over his two seasons, including 85 stops, two interceptions, a touchdown and six pass deflections as a senior in 2015 ... Was an all-state, all-section and all-district selection ... A three-star recruit by 247sports and ESPN, and a two-star recruit by Rivals and Scout ... Received a grade of 81 by 247sports and a grade of 71 by ESPN ... Was picked as the 13th-best recruit in Arizona by ESPN and the 17th best by 247sports ... Also played basketball and competed in track and field at Chandler High School ... A member of the National Honor Society.

- **Personal:** Kyree Damon Woods was born Feb. 2, 1998, in Mesa, Ariz. ... Picked the Aztecs over other offers from Brown, Cornell, Nevada, New Mexico State, UNLV and Utah State ... Also received interest from Boise State, Boston College, California, Colorado, Northwestern, Oregon, Washington State and Wyoming ... Is majoring in business administration with an emphasis in marketing.

Woods' Career Statistics

| Season | GP | GS | UA | A | TT | TFL | Sk | Int. | PBU | FF | FR |
|---------------|----------|----------|----------|----------|----------|------------|------------|----------|----------|----------|----------|
| 2016 | 2 | 0 | 1 | 0 | 1 | 1.0 | 1.0 | 0 | 0 | 0 | 0 |
| Career | 2 | 0 | 1 | 0 | 1 | 1.0 | 1.0 | 0 | 0 | 0 | 0 |

Career/2016 Highs: Tackles: 1 vs. Hawai'i (11/5/16); Tackles For Loss: 1.0 vs. Hawai'i (11/5/16); Sacks: 1.0 vs. Hawai'i (11/5/16).

Woods' Career Game-by-Game

| Date | Opponent | GP | GS | UA | A | TT | TFL | Sk. | Int. | PBU | FF | FR |
|---------|----------------------|----------------------|----|----|---|----|-----|-----|------|-----|----|----|
| S.3.16 | New Hampshire | --- Did Not Play --- | | | | | | | | | | |
| S.10.16 | California | --- Did Not Play --- | | | | | | | | | | |
| S.17.16 | at Northern Illinois | --- Did Not Play --- | | | | | | | | | | |
| O.1.16 | at South Alabama | --- Did Not Play --- | | | | | | | | | | |
| O.8.16 | UNLV* | --- Did Not Play --- | | | | | | | | | | |
| O.14.16 | at Fresno State* | --- Did Not Play --- | | | | | | | | | | |
| O.21.16 | San José State* | --- Did Not Play --- | | | | | | | | | | |
| O.28.16 | at Utah State* | 1 | 0 | 0 | 0 | 0 | 0.0 | 0.0 | 0 | 0 | 0 | 0 |
| N.5.16 | Hawai'i* | 1 | 0 | 1 | 0 | 1 | 1.0 | 1.0 | 0 | 0 | 0 | 0 |

*Bold indicates season high. * - Mountain West game.*

#43 AUSTIN WYATT-THAYER

Linebacker • Senior • 6-5 • 230 • Paradise, Calif. • Sierra College

- **At San Diego State:** Big, athletic body who has worked himself into the two-deep after a solid fall camp in 2015 ... Is slated as the co-starter at outside linebacker in 2016 after starting the 2015 finale vs. Cincinnati for the first time of his career and again vs. California in the second game this year.
- **2016 (Senior):** Has played in all nine games this year, starting once ... Has 22 tackles (11 solo) ... Also has 3.5 sacks (second on the team) for 18 yards and 3.5 tackles for loss ... **vs. New Hampshire (Sept. 3)** ... Came off the bench in the opener vs. New Hampshire, where he made two tackles (one solo) ... **vs. California (Sept. 10)** ... Came up with two solo stops in his first start of the season vs. California ... **at Northern Illinois (Sept. 17)** ... Did not find the stat sheet off the bench against Northern Illinois ... **at South Alabama (Oct. 1)** ... Had a career-high eight tackles (three solo) in a reserve role at South Alabama after coming into the game with just four tackles through the first three contests ... **vs. UNLV (Oct. 8)** ... Had two tackles off the bench against UNLV, including a 9-yard sack (and tackle for loss) ... The sack and TFL were the first of his career ... **at Fresno State (Oct. 14)** ... Had an assisted stop at Fresno State ... **vs. San José State (Oct. 21)** Finished with two tackles, two tackles for loss and a career-high two sacks against San José State ... **at Utah State (Oct. 28)** ... Made four stops at Utah State, while also recording a half sack (and TFL) for three yards ... **vs. Hawai'i (Nov. 5)** ... Made one solo tackle in a reserve role against Hawai'i.
- **2015 (Junior):** Played in 12 of the team's 14 games, starting one, while making 11 tackles (nine solo) with a quarterback hurry ... Saw his first action at the Division I level against San Diego in the opener, but did not record a stat ... Made his first career tackle at the Division I level at California, making a solo stop ... Played statless time against South Alabama ... Did not play at Penn State or vs. Fresno State, but was on the travel squad ... Logged time at Hawai'i and at San José State without finding the stat sheet ... Had a solo stop against Utah State ... Had a good game at Colorado State with two tackles (one solo) and a quarterback hurry ... Had two solo stops off the pine against Wyoming ... Had a career-high three stops (all solo) at

UNLV in extended playing time with the Aztecs winning, 52-14 ... Played off the pine vs. Nevada, but did not record a stat ... Also logged statless time on special teams vs. Air Force in the Mountain West Championship ... Earned his first career start against Cincinnati in the Hawai'i Bowl, logging two tackles (one solo).

- **2013-14 (at Sierra College):** Played two seasons at Sierra College in Rocklin, Calif., where he twice earned all-NorCal League honors and served as team captain ... Received first-team All-America recognition as a freshman and was an all-California Region I selection ... Finished second in the state in 2013 with 119 tackles, including 70 solo stops ... Also posted four sacks to go with one interception and one fumble recovery.
- **High School:** Won three varsity letters as a prep at Paradise High School ... Garnered all-Eastern Athletic League accolades on four occasions, including three at free safety and one at wide receiver ... Registered 101 tackles, three interceptions and 17 passes defended during his senior campaign ... Starred on offense as well, catching 30 passes for 541 yards and nine touchdowns ... Was a three-star recruit by Rivals ... Was a three-star recruit out of high school by Rivals, 247sports and ESPN ... Also competed in basketball and track as a prep.
- **Personal:** Austin Corey Wyatt was born Nov. 17, 1992, in Sacramento, Calif. ... Son of John Wyatt and Krista Thayer, and is the stepson of Bob Thayer ... Chose the Aztecs over the likes of Fresno State, Hawai'i, Nevada, Utah State and Wyoming, according to official offers from Rivals ... Is majoring in psychology.

Wyatt-Thayer's Career Statistics

| Season | GP | GS | UA | A | TT | TFL | Sk | Int. | PBU | FF | FR |
|---------------|-----------|----------|-----------|-----------|-----------|------------|------------|----------|----------|----------|----------|
| 2015 | 12 | 1 | 9 | 2 | 11 | 0.0 | 0.0 | 0 | 0 | 0 | 0 |
| 2016 | 9 | 1 | 11 | 11 | 22 | 3.5 | 3.5 | 0 | 0 | 0 | 0 |
| Career | 21 | 2 | 20 | 13 | 33 | 3.5 | 3.5 | 0 | 0 | 0 | 0 |

Career/2016 Highs: Tackles: 8 at South Alabama (10/1/16); Sacks: 2.0 vs. San José State (10/21/16); Tackles For Loss: 2.0 vs. San José State (10/21/16)

Wyatt-Thayer's Career Game-by-Game

| Date | Opponent | GP | GS | UA | A | TT | TFL | Sk. | Int. | PBU | FF | FR |
|---------|----------------------|----------------------|----|----|---|----|-----|-----|------|-----|----|----|
| S.5.15 | San Diego | 1 | 0 | 0 | 0 | 0 | 0.0 | 0.0 | 0 | 0 | 0 | 0 |
| S.12.15 | at California | 1 | 0 | 1 | 0 | 1 | 0.0 | 0.0 | 0 | 0 | 0 | 0 |
| S.19.15 | South Alabama | 1 | 0 | 0 | 0 | 0 | 0.0 | 0.0 | 0 | 0 | 0 | 0 |
| S.26.15 | at Penn State | --- Did Not Play --- | | | | | | | | | | |
| O.3.15 | Fresno State* | --- Did Not Play --- | | | | | | | | | | |
| O.10.15 | at Hawai'i* | 1 | 0 | 0 | 0 | 0 | 0.0 | 0.0 | 0 | 0 | 0 | 0 |
| O.17.15 | at San José State* | 1 | 0 | 0 | 0 | 0 | 0.0 | 0.0 | 0 | 0 | 0 | 0 |
| O.23.15 | Utah State* | 1 | 0 | 1 | 0 | 1 | 0.0 | 0.0 | 0 | 0 | 0 | 0 |
| O.31.15 | at Colorado State* | 1 | 0 | 1 | 1 | 2 | 0.0 | 0.0 | 0 | 0 | 0 | 0 |
| N.14.15 | Wyoming* | 1 | 0 | 2 | 0 | 2 | 0.0 | 0.0 | 0 | 0 | 0 | 0 |
| N.21.15 | at UNLV* | 1 | 0 | 3 | 0 | 3 | 0.0 | 0.0 | 0 | 0 | 0 | 0 |
| N.28.15 | Nevada* | 1 | 0 | 0 | 0 | 0 | 0.0 | 0.0 | 0 | 0 | 0 | 0 |
| D.5.15 | Air Force`` | 1 | 0 | 0 | 0 | 0 | 0.0 | 0.0 | 0 | 0 | 0 | 0 |
| D.24.15 | vs. Cincinnati% | 1 | 1 | 1 | 1 | 1 | 0.0 | 0.0 | 0 | 0 | 0 | 0 |
| S.3.16 | New Hampshire | 1 | 0 | 1 | 1 | 2 | 0.0 | 0.0 | 0 | 0 | 0 | 0 |
| S.10.16 | California | 1 | 1 | 2 | 0 | 2 | 0.0 | 0.0 | 0 | 0 | 0 | 0 |
| S.17.16 | at Northern Illinois | 1 | 0 | 0 | 0 | 0 | 0.0 | 0.0 | 0 | 0 | 0 | 0 |
| O.1.16 | at South Alabama | 1 | 0 | 3 | 5 | 8 | 0.0 | 0.0 | 0 | 0 | 0 | 0 |
| O.8.16 | UNLV* | 1 | 0 | 1 | 1 | 2 | 1.0 | 1.0 | 0 | 0 | 0 | 0 |
| O.14.16 | at Fresno State* | 1 | 0 | 0 | 1 | 1 | 0.0 | 0.0 | 0 | 0 | 0 | 0 |
| O.21.16 | San José State* | 1 | 0 | 2 | 0 | 2 | 2.0 | 2.0 | 0 | 0 | 0 | 0 |
| O.28.16 | at Utah State* | 1 | 0 | 1 | 3 | 4 | 0.5 | 0.5 | 0 | 0 | 0 | 0 |
| N.5.16 | Hawai'i* | 1 | 0 | 1 | 0 | 1 | 0.0 | 0.0 | 0 | 0 | 0 | 0 |

*Bold indicates season high. * - Mountain West game. `` - 2015 Sports Authority Mountain West Championship (Qualcomm Stadium; San Diego, Calif.). % - 2015 Hawai'i Bowl (Aloha Stadium; Honolulu, Hawaii).*

SAN DIEGO STATE, 2016 STATISTICS

Overall: 8-1

MW: 5-0

Home: 5-0

Road: 3-1

Neutral: 0-0

2016 Schedule & Results

| Date | Opponent | SDSU Rk. | Opp. Rk. | TV | Site | Time/Result | Attend. | Top SDSU Rusher | Top SDSU Passer | Top SDSU Receiver | Top SDSU Tackler |
|----------|----------------------|----------|----------|----------|----------------|-------------|---------|---------------------|------------------------|-------------------|--------------------------|
| Sept. 3 | New Hampshire | rv/rv | -- | | San Diego | W, 31-0 | 46,486 | Pumphrey (21-98-1) | Chapman (16-25-0, 283) | Holder (4-160-2) | Munson (11) |
| Sept. 10 | California | rv/rv | -- | CBSSN | San Diego | W, 45-40 | 42,473 | Pumphrey (29-280-3) | Chapman (14-23-1, 129) | Judge (4-47-0) | Munson (14) |
| Sept. 17 | at Northern Illinois | rv/rv | -- | CBSSN | DeKalb, Ill. | W, 42-28 | 14,513 | Pumphrey (23-220-3) | Chapman (11-19-1, 126) | Holder (4-67-1) | Smith (10) |
| Oct. 1 | at South Alabama | 19/24 | -- | ESPNNews | Mobile, Ala. | L, 42-24 | 14,741 | Pumphrey (25-151-1) | Chapman (13-22-0, 159) | Judge (3-43-0) | Munson (9) |
| Oct. 8 | UNLV* | rv/rv | -- | ESPNU | San Diego | W, 26-7 | 33,296 | Pumphrey (31-141-1) | Chapman (15-20-0, 215) | Pumphrey (7-57-0) | Babiash/Kazee/Munson (5) |
| Oct. 14 | at Fresno State* | rv/rv | -- | CBSSN | Fresno, Calif. | W, 17-3 | 24,731 | Pumphrey (38-220-2) | Chapman (7-12-0, 72) | Wells (3-30-0) | Munson (10) |
| Oct. 21 | San José State* | rv/rv | -- | ESPN2 | San Diego | W, 42-3 | 25,613 | Pumphrey (24-135-2) | Chapman (13-18-1, 167) | Wells (5-62-1) | Montgomery (7) |
| Oct. 28 | at Utah State* | rv/rv | -- | CBSSN | Logan, Utah | W, 40-13 | 17,332 | Pumphrey (32-223-0) | Chapman (4-9-0, 14) | 4 tied at 1 | Lakalaka (6) |
| Nov. 5 | Hawaii* | rv/rv | -- | CBSSN | San Diego | W, 55-0 | 41,644 | Pumphrey (21-112-0) | Chapman (7-15-1, 76) | Holder (2-23-0) | Munson (8) |
| Nov. 12 | at Nevada* | rv/rv | -- | CBSSN | Reno, Nev. | -- | -- | -- | -- | -- | -- |
| Nov. 19 | at Wyoming* | | | CBSSN | Laramie, Wyo. | -- | -- | -- | -- | -- | -- |
| Nov. 26 | Colorado State* | | | CBSSN | San Diego | -- | -- | -- | -- | -- | -- |

Rankings listed (AP/USA Today). * - Mountain West Game.

TEAM STATISTICS

| | SDSU | OPP | | | | |
|--------------------------------|---------------------|--------------------|------------|------------|-----------|--------------|
| SCORING | 322 | 136 | | | | |
| Points Per Game | 35.8 | 15.1 | | | | |
| Points Off Turnovers | 71 | 20 | | | | |
| FIRST DOWNS | 191 | 136 | | | | |
| Rushing | 121 | 47 | | | | |
| Passing | 57 | 74 | | | | |
| Penalty | 13 | 15 | | | | |
| RUSHING YARDAGE | 2,465 | 774 | | | | |
| Yards gained rushing | 2,704 | 995 | | | | |
| Yards lost rushing | 239 | 221 | | | | |
| Rushing Attempts | 432 | 275 | | | | |
| Average Per Rush | 5.7 | 2.8 | | | | |
| Average Per Game | 273.9 | 86.0 | | | | |
| TDs Rushing | 23 | 4 | | | | |
| PASSING YARDAGE | 1,270 | 1,685 | | | | |
| Comp-Att-Int | 102-166-4 | 153-296-16 | | | | |
| Average Per Pass | 7.7 | 5.7 | | | | |
| Average Per Catch | 12.5 | 11.0 | | | | |
| Average Per Game | 141.1 | 187.2 | | | | |
| TDs Passing | 13 | 12 | | | | |
| TOTAL OFFENSE | 3,735 | 2,459 | | | | |
| Total Plays | 598 | 571 | | | | |
| Average Per Play | 6.2 | 4.3 | | | | |
| Average Per Game | 415.0 | 273.2 | | | | |
| KICK RETURNS: #-Yards | 16-430 | 46-934 | | | | |
| PUNT RETURNS: #-Yards | 21-239 | 13-70 | | | | |
| INT RETURNS: #-Yards | 16-204 | 4-25 | | | | |
| KICK RETURN AVERAGE | 26.9 | 20.3 | | | | |
| PUNT RETURN AVERAGE | 11.4 | 5.4 | | | | |
| INT RETURN AVERAGE | 12.8 | 6.2 | | | | |
| FUMBLES-LOST | 10-4 | 7-2 | | | | |
| PENALTIES-Yards | 69-606 | 55-513 | | | | |
| Average Per Game | 67.3 | 57.0 | | | | |
| PUNTS-Yards | 40-1,642 | 62-2,606 | | | | |
| Average Per Punt | 41.0 | 42.0 | | | | |
| Net punt average | 37.3 | 37.5 | | | | |
| KICKOFFS-Yards | 61-3,831 | 30-1,691 | | | | |
| Average Per Kick | 62.8 | 56.4 | | | | |
| Net kick average | 42.2 | 34.5 | | | | |
| TIME OF POSSESSION/Game | 33:10 | 26:50 | | | | |
| 3RD-DOWN Conversions | 45/111 | 44/136 | | | | |
| 3rd-Down Pct | 41% | 32% | | | | |
| 4TH-DOWN Conversions | 5/10 | 7/17 | | | | |
| 4th-Down Pct | 50% | 41% | | | | |
| SACKS BY-Yards | 24-149 | 18-105 | | | | |
| MISC YARDS | 0 | 24 | | | | |
| TOUCHDOWNS SCORED | 41 | 18 | | | | |
| FIELD GOALS-ATTEMPTS | 12-14 | 4-4 | | | | |
| ON-SIDE KICKS | 0-0 | 1-1 | | | | |
| RED-ZONE SCORES | (26-29) 90% | (10-14) 71% | | | | |
| RED-ZONE TOUCHDOWNS | (21-29) 72% | (8-14) 57% | | | | |
| PAT-ATTEMPTS | (38-38) 100% | (16-17) 94% | | | | |
| ATTENDANCE | 189,512 | 71,317 | | | | |
| Games/Avg Per Game | 5/37,902 | 4/17,829 | | | | |
| Neutral Site Games | | 0/0 | | | | |
| SCORE BY QUARTER | 1st | 2nd | 3rd | 4th | OT | Total |
| San Diego State | 92 | 95 | 70 | 65 | - | 322 |
| Opponents | 35 | 24 | 34 | 43 | - | 136 |

RUSHING

| Player | G | Att. | Gain | Loss | Net | Avg. | TD | Long | YPG | 100+ | Hi Gm |
|--------------------|----------|------------|--------------|------------|--------------|------------|-----------|-----------|--------------|-----------|------------|
| PUMPHREY, Donnel | 9 | 244 | 1618 | 37 | 1581 | 6.5 | 13 | 79 | 175.7 | 8 | 281 |
| PENNY, Rashaad | 9 | 91 | 591 | 15 | 576 | 6.3 | 7 | 73 | 64.0 | 3 | 110 |
| WASHINGTON, Juwan | 9 | 38 | 267 | 10 | 257 | 6.8 | 3 | 64 | 28.6 | 1 | 137 |
| TRUXTON, Quest | 9 | 2 | 44 | 0 | 44 | 22.0 | 0 | 23 | 4.9 | 0 | 23 |
| CHAPMAN, Christian | 9 | 44 | 154 | 123 | 31 | 0.7 | 0 | 18 | 3.4 | 0 | 31 |
| AGNEW, Ryan | 5 | 2 | 26 | 0 | 26 | 13.0 | 0 | 23 | 5.2 | 0 | 23 |
| BAWDEN, Nick | 8 | 1 | 4 | 0 | 4 | 4.0 | 0 | 0 | 0.5 | 0 | 4 |
| TEAM | 6 | 10 | 0 | 54 | -54 | -5.4 | 0 | 0 | -9.0 | 0 | 0 |
| SDSU TOTALS | 9 | 432 | 2,704 | 239 | 2,465 | 5.7 | 23 | 79 | 273.9 | 12 | 281 |
| OPPONENTS | 9 | 275 | 995 | 221 | 774 | 2.8 | 4 | 28 | 86.0 | 0 | 72 |

PASSING

| Player | G | Effic. | Cmp. | Att. | Int. | Pct. | Yds. | TD | Long | YPG |
|--------------------|----------|---------------|------------|------------|-----------|-------------|--------------|-----------|-----------|--------------|
| CHAPMAN, Christian | 9 | 146.71 | 100 | 163 | 4 | 61.3 | 1,241 | 13 | 86 | 137.9 |
| AGNEW, Ryan | 5 | 221.80 | 2 | 2 | 0 | 100.0 | 29 | 0 | 21 | 5.8 |
| PUMPHREY, Donnel | 9 | 0.00 | 0 | 1 | 0 | 0.0 | 0 | 0 | 0 | 0.0 |
| SDSU TOTALS | 9 | 146.73 | 102 | 166 | 4 | 61.4 | 1,270 | 13 | 86 | 141.1 |
| OPPONENTS | 9 | 102.07 | 153 | 296 | 16 | 51.7 | 1,685 | 12 | 79 | 187.2 |

RECEIVING

| Player | G | No. | Yds. | Avg. | TD | Long | YPG | 100+ | Hi Re. | Hi Yd. |
|--------------------|----------|------------|--------------|-------------|-----------|-----------|--------------|----------|-----------|------------|
| PUMPHREY, Donnel | 9 | 20 | 145 | 7.2 | 0 | 26 | 16.1 | 0 | 7 | 57 |
| HOLDER, Mikah | 8 | 17 | 381 | 22.4 | 3 | 86 | 47.6 | 1 | 4 | 160 |
| WELLS, David | 9 | 15 | 150 | 10.0 | 2 | 24 | 16.7 | 0 | 5 | 62 |
| JUDGE, Eric | 9 | 13 | 149 | 11.5 | 0 | 27 | 16.6 | 0 | 5 | 54 |
| PENNY, Rashaad | 9 | 9 | 181 | 20.1 | 3 | 41 | 20.1 | 0 | 2 | 64 |
| BAWDEN, Nick | 8 | 9 | 65 | 7.2 | 0 | 14 | 8.1 | 0 | 2 | 23 |
| TRUXTON, Quest | 9 | 6 | 78 | 13.0 | 2 | 20 | 8.7 | 0 | 2 | 20 |
| ANDERSON, Curtis | 9 | 4 | 19 | 4.8 | 0 | 6 | 2.1 | 0 | 1 | 6 |
| WASHINGTON, Juwan | 9 | 2 | 28 | 14.0 | 1 | 24 | 3.1 | 0 | 1 | 24 |
| HOUSTON, Parker | 5 | 2 | 19 | 9.5 | 0 | 14 | 3.8 | 0 | 1 | 14 |
| WARRING, Kahale | 4 | 2 | 17 | 8.5 | 2 | 12 | 4.2 | 0 | 1 | 12 |
| FAVREAU, Chase | 7 | 2 | 17 | 8.5 | 0 | 9 | 2.4 | 0 | 1 | 9 |
| RICHARDSON, Darryl | 9 | 1 | 21 | 21.0 | 0 | 21 | 2.3 | 0 | 1 | 21 |
| SDSU TOTALS | 9 | 102 | 1,270 | 12.5 | 13 | 86 | 141.1 | 1 | 7 | 160 |
| OPPONENTS | 9 | 153 | 1,685 | 11.0 | 12 | 79 | 187.2 | 1 | 14 | 190 |

TOTAL OFFENSE

| Player | G | Plays | Rush | Pass | Total | YPG |
|--------------------|----------|------------|--------------|--------------|--------------|--------------|
| PUMPHREY, Donnel | 9 | 245 | 1,581 | 0 | 1,581 | 175.7 |
| CHAPMAN, Christian | 9 | 207 | 31 | 1,241 | 1,272 | 141.3 |
| PENNY, Rashaad | 9 | 91 | 576 | 0 | 576 | 64.0 |
| WASHINGTON, Juwan | 9 | 38 | 257 | 0 | 257 | 28.6 |
| AGNEW, Ryan | 5 | 4 | 26 | 29 | 55 | 11.0 |
| TRUXTON, Quest | 9 | 2 | 44 | 0 | 44 | 4.9 |
| BAWDEN, Nick | 8 | 1 | 4 | 0 | 4 | 0.5 |
| TEAM | 6 | 10 | -54 | 0 | -54 | -9.0 |
| SDSU TOTALS | 9 | 598 | 2,465 | 1,270 | 3,735 | 415.0 |
| OPPONENTS | 9 | 571 | 774 | 1,685 | 2,459 | 273.2 |

SAN DIEGO STATE, 2016 STATISTICS, cont.

PUNT RETURNS

| Player | No. | Yards | Avg. | TD | Long |
|--------------------|-----------|------------|-------------|----------|-----------|
| TRUXTON, Quest | 21 | 239 | 11.4 | 0 | 41 |
| SDSU TOTALS | 21 | 239 | 11.4 | 0 | 41 |
| OPPONENTS | 13 | 70 | 5.4 | 0 | 19 |

KICKOFF RETURNS

| Player | No. | Yards | Avg. | TD | Long |
|--------------------|-----------|------------|-------------|----------|------------|
| PENNY, Rashaad | 7 | 255 | 36.4 | 1 | 100 |
| WASHINGTON, Juwan | 4 | 108 | 27.0 | 0 | 53 |
| TRUXTON, Quest | 4 | 61 | 15.2 | 0 | 20 |
| PUMPHREY, Donnel | 1 | 6 | 6.0 | 0 | 6 |
| SDSU TOTALS | 16 | 430 | 26.9 | 1 | 100 |
| OPPONENTS | 46 | 934 | 20.3 | 0 | 35 |

INTERCEPTION RETURNS

| Player | No. | Yards | Avg. | TD | Long |
|--------------------|-----------|------------|-------------|----------|-----------|
| KAZEE, Damontae | 5 | 112 | 22.4 | 1 | 54 |
| BABIASH, Derek | 3 | 0 | 0.0 | 0 | 0 |
| LAKALAKA, Ronley | 2 | 20 | 10.0 | 1 | 11 |
| KELLY, Kameron | 2 | 20 | 10.0 | 0 | 20 |
| SMITH, Malik | 1 | 28 | 28.0 | 1 | 28 |
| SMITH, Ron | 1 | 14 | 14.0 | 1 | 14 |
| LOMAX, Trey | 1 | 10 | 10.0 | 0 | 10 |
| MCGEE, Na'im | 1 | 0 | 0.0 | 0 | 0 |
| SDSU TOTALS | 16 | 204 | 12.8 | 4 | 54 |
| OPPONENTS | 4 | 25 | 6.2 | 0 | 16 |

FUMBLE RETURNS

| Player | No. | Yards | Avg. | TD | Long |
|--------------------|----------|------------|-------------|----------|-----------|
| SDSU TOTALS | 0 | 0 | 0.0 | 0 | 0 |
| OPPONENTS | 2 | 100 | 50.0 | 2 | 80 |

PUNTING

| Player | No. | Yds. | Avg. | (NET) | | | | | | |
|--------------------|-----------|--------------|-------------|-----------|----------|-----------|-----------|----------|--------------|-------------|
| | | | | Lg. | TB | 120 | 50+ | Blk. | Yds. | Avg. |
| BLAIN, Tanner | 40 | 1,642 | 41.0 | 57 | 4 | 17 | 8 | 0 | 1,492 | 37.3 |
| SDSU TOTALS | 40 | 1,642 | 41.0 | 57 | 4 | 17 | 8 | 0 | 1,492 | 37.3 |
| OPPONENTS | 62 | 2,606 | 42.0 | 67 | 2 | 15 | 13 | 0 | 2,327 | 37.5 |

FIELD GOALS

| Player | FGM-A | Pct. | 1-19 | 20-29 | 30-39 | 40-49 | 50+ | Lg. |
|----------------------------------------------------------------------------------------------------------------------------|--------------|--------------|------------|------------|------------|------------|------------|-----------|
| BARON, John | 12-14 | 85.7 | 0-0 | 2-2 | 4-4 | 5-6 | 1-2 | 50 |
| UNH: 33g; CAL: 39g; NIU: 44wl; USA: 34g; UNLV: 48g, 50g; FS: 47g; SJSU: none; USU: 21g, 41g, 43g, 23g; UH: 30g, 45g, 51sh. | | | | | | | | |
| SDSU TOTALS | 12-14 | 85.7 | 0-0 | 2-2 | 4-4 | 5-6 | 1-2 | 50 |
| OPPONENTS | 4-4 | 100.0 | 0-0 | 1-1 | 2-2 | 1-1 | 0-0 | 45 |

BLAIN PUNT-BY-PUNT ON PAGE 79 -->

KICKOFFS

| Player | No. | Yds. | Avg. | (NET) | | | | |
|--------------------|-----------|--------------|-------------|-----------|----------|------------|--------------|-------------|
| | | | | TB | OB | Ret. | Yds. | Avg. |
| BARON, John | 61 | 3,831 | 62.8 | 13 | 1 | 934 | 2,572 | 42.2 |
| SDSU TOTALS | 61 | 3,831 | 62.8 | 13 | 1 | 934 | 2,572 | 42.2 |
| OPPONENTS | 30 | 1,691 | 56.4 | 9 | 0 | 430 | 1,036 | 34.5 |

SCORING

| Player | TD | FGs | Kick | Rush | PATs | | | Safety | Points |
|--------------------|-----------|--------------|--------------|------------|----------|------------|----------|----------|------------|
| | | | | | Rcv. | Pass | DXP | | |
| PUMPHREY, Donnel | 13 | 0-0 | 0-0 | 0-0 | 0 | 0-0 | 0 | 0 | 78 |
| BARON, John | 0 | 12-14 | 38-38 | 0-0 | 0 | 0-0 | 0 | 0 | 74 |
| PENNY, Rashaad | 11 | 0-0 | 0-0 | 0-0 | 0 | 0-0 | 0 | 0 | 66 |
| WASHINGTON, Juwan | 4 | 0-0 | 0-0 | 0-0 | 0 | 0-0 | 0 | 0 | 24 |
| HOLDER, Mikah | 3 | 0-0 | 0-0 | 0-0 | 0 | 0-0 | 0 | 0 | 18 |
| WELLS, David | 2 | 0-0 | 0-0 | 0-0 | 1 | 0-0 | 0 | 0 | 14 |
| TRUXTON, Quest | 2 | 0-0 | 0-0 | 0-0 | 0 | 0-0 | 0 | 0 | 12 |
| WARRING, Kahale | 2 | 0-0 | 0-0 | 0-0 | 0 | 0-0 | 0 | 0 | 12 |
| LAKALAKA, Ronley | 1 | 0-0 | 0-0 | 0-0 | 0 | 0-0 | 0 | 0 | 6 |
| SMITH, Malik | 1 | 0-0 | 0-0 | 0-0 | 0 | 0-0 | 0 | 0 | 6 |
| SMITH, Ron | 1 | 0-0 | 0-0 | 0-0 | 0 | 0-0 | 0 | 0 | 6 |
| KAZEE, Damontae | 1 | 0-0 | 0-0 | 0-0 | 0 | 0-0 | 0 | 0 | 6 |
| BLAIN, Tanner | 0 | 0-0 | 0-0 | 0-1 | 0 | 0-0 | 0 | 0 | 0 |
| CHAPMAN, Christian | 0 | 0-0 | 0-0 | 0-0 | 0 | 1-2 | 0 | 0 | 0 |
| SDSU TOTALS | 41 | 12-14 | 38-38 | 0-1 | 1 | 1-2 | 0 | 0 | 322 |
| OPPONENTS | 18 | 4-4 | 16-17 | 0-0 | 0 | 0-1 | 0 | 0 | 136 |

ALL-PURPOSE YARDAGE

| Player | G | Rush | Rec. | PR | KOR | IR | Total | YPG |
|--------------------|----------|--------------|--------------|------------|------------|------------|--------------|--------------|
| PUMPHREY, Donnel | 9 | 1,581 | 145 | 0 | 6 | 0 | 1,732 | 192.4 |
| PENNY, Rashaad | 9 | 576 | 181 | 0 | 255 | 0 | 1,012 | 112.4 |
| TRUXTON, Quest | 9 | 44 | 78 | 239 | 61 | 0 | 422 | 46.9 |
| WASHINGTON, Juwan | 9 | 257 | 28 | 0 | 108 | 0 | 393 | 43.7 |
| HOLDER, Mikah | 8 | 0 | 381 | 0 | 0 | 0 | 381 | 47.6 |
| WELLS, David | 9 | 0 | 150 | 0 | 0 | 0 | 150 | 16.7 |
| JUDGE, Eric | 9 | 0 | 149 | 0 | 0 | 0 | 149 | 16.6 |
| KAZEE, Damontae | 9 | 0 | 0 | 0 | 0 | 112 | 112 | 12.4 |
| BAWDEN, Nick | 8 | 4 | 65 | 0 | 0 | 0 | 69 | 8.6 |
| CHAPMAN, Christian | 9 | 31 | 0 | 0 | 0 | 0 | 31 | 3.4 |
| SMITH, Malik | 9 | 0 | 0 | 0 | 0 | 28 | 28 | 3.1 |
| AGNEW, Ryan | 5 | 26 | 0 | 0 | 0 | 0 | 26 | 5.2 |
| RICHARDSON, Darryl | 9 | 0 | 21 | 0 | 0 | 0 | 21 | 2.3 |
| LAKALAKA, Ronley | 9 | 0 | 0 | 0 | 0 | 20 | 20 | 2.2 |
| KELLY, Kameron | 9 | 0 | 0 | 0 | 0 | 20 | 20 | 2.2 |
| ANDERSON, Curtis | 9 | 0 | 19 | 0 | 0 | 0 | 19 | 2.1 |
| HOUSTON, Parker | 5 | 0 | 19 | 0 | 0 | 0 | 19 | 3.8 |
| WARRING, Kahale | 4 | 0 | 17 | 0 | 0 | 0 | 17 | 4.2 |
| FAVREAU, Chase | 7 | 0 | 17 | 0 | 0 | 0 | 17 | 2.4 |
| SMITH, Ron | 9 | 0 | 0 | 0 | 0 | 14 | 14 | 1.6 |
| LOMAX, Trey | 9 | 0 | 0 | 0 | 0 | 10 | 10 | 1.1 |
| TEAM | 6 | -54 | 0 | 0 | 0 | 0 | -54 | -9.0 |
| SDSU TOTALS | 9 | 2,465 | 1,270 | 239 | 430 | 204 | 4,608 | 512.0 |
| OPPONENTS | 9 | 774 | 1,685 | 70 | 934 | 25 | 3,512 | 390.2 |

SAN DIEGO STATE, 2016 STATISTICS, cont.

DEFENSIVE

| Player | GP | -----Tackles----- | | | | TFL/Yds. | --Sacks-- | -----Pass Def----- | | | -----Fumbles----- | | | Blk Kick | Saf. |
|----------------------|----------|-------------------|------------|------------|---------------|---------------|---------------|--------------------|-----------|--------------|-------------------|----------|----------|----------|------|
| | | Solo | Ast. | Total | | | | Int.-Yds | BrUp | QBH | Rcv.-Yds | FF | | | |
| MUNSON, Calvin | 9 | 37 | 37 | 74 | 6.5-21 | 2.5-16 | . | 3 | 11 | . | . | . | . | . | |
| KAZEE, Damontae | 9 | 30 | 8 | 38 | 3.0-6 | . | 5-112 | 5 | 1 | . | . | . | . | . | |
| LAKALAKA, Ronley | 9 | 16 | 19 | 35 | 0.5-2 | . | 2-20 | . | 5 | . | . | . | . | . | |
| BARRETT, Alex | 9 | 20 | 14 | 34 | 9.5-52 | 6.5-46 | . | 4 | 12 | . | . | . | . | . | |
| SMITH, Malik | 9 | 19 | 14 | 33 | 1.0-5 | . | 1-28 | 6 | . | . | . | . | . | . | |
| BALDWIN, Parker | 9 | 17 | 14 | 31 | 3.0-4 | . | . | 3 | . | 1-0 | 1 | . | . | . | |
| KELLY, Kameron | 9 | 14 | 11 | 25 | . | . | 2-20 | 3 | . | . | . | . | . | . | |
| BABIASH, Derek | 6 | 20 | 4 | 24 | 1.0-1 | . | 3-0 | 6 | . | . | . | . | . | . | |
| WYATT-THAYER, Austin | 9 | 11 | 11 | 22 | 3.5-18 | 3.5-18 | . | . | . | . | . | . | . | 1 | |
| TURNER, Dakota | 9 | 7 | 14 | 21 | 3.5-17 | 2.0-13 | . | 1 | 3 | . | 1 | . | . | . | |
| KELLEY, Kyle | 9 | 9 | 12 | 21 | 4.5-25 | 3.0-19 | . | . | 9 | . | . | . | . | . | |
| PHILLIPS, Sergio | 9 | 12 | 9 | 21 | 1.5-4 | 1.0-3 | . | . | 1 | . | 1 | . | . | . | |
| MCGEE, Na'im | 5 | 9 | 11 | 20 | . | . | 1-0 | . | . | 1-0 | . | . | . | . | |
| DUNN, Ryan | 9 | 10 | 8 | 18 | 1.5-4 | . | . | . | 2 | . | . | . | . | . | |
| SMITH, Ron | 9 | 8 | 10 | 18 | . | . | 1-14 | 2 | . | . | . | . | . | . | |
| LOMAX, Trey | 9 | 10 | 8 | 18 | 1.5-5 | . | 1-10 | 4 | . | . | . | . | . | . | |
| MONTGOMERY, Kalan | 9 | 13 | 5 | 18 | . | . | . | 2 | . | . | . | . | . | . | |
| HALL, Noble | 9 | 7 | 10 | 17 | 3.0-14 | 1.0-9 | . | 1 | 4 | . | . | . | . | . | |
| RICKS, Randy | 4 | 8 | 3 | 11 | 3.0-9 | 1.0-7 | . | 2 | 3 | . | 1 | . | . | . | |
| CLAY, Jeff | 9 | 5 | 3 | 8 | . | . | . | . | . | . | . | . | . | . | |
| CASSIDY, Troy | 6 | 4 | 4 | 8 | 1.0-1 | 1.0-1 | . | . | . | . | . | . | . | . | |
| THOMPSON, Trenton | 3 | 4 | 2 | 6 | . | . | . | 1 | . | . | . | . | . | . | |
| TEZINO, Kyahva | 6 | 2 | 3 | 5 | 1.5-7 | 1.5-7 | . | . | . | . | . | . | . | . | |
| CHEATUM, Myles | 5 | 3 | 1 | 4 | . | . | . | . | . | . | . | . | . | . | |
| WALCOTT, Kevin | 6 | 2 | 1 | 3 | . | . | . | . | . | . | . | . | . | . | |
| PARCHMENT, Dwayne | 9 | 1 | 2 | 3 | . | . | . | . | . | . | . | . | . | . | |
| TRUXTON, Quest | 9 | 3 | . | 3 | . | . | . | . | . | . | . | . | . | . | |
| JUDGE, Eric | 9 | 2 | . | 2 | . | . | . | . | . | . | . | . | . | . | |
| MOORE, Damon | 1 | 1 | 1 | 2 | . | . | . | . | . | . | . | . | . | . | |
| WOOLSEY, Chad | 2 | 1 | 1 | 2 | . | . | . | . | . | . | . | . | . | . | |
| VAUGHN, Billy | 6 | 1 | 1 | 2 | . | . | . | . | . | . | . | . | . | . | |
| TAI, Sam | 9 | . | 2 | 2 | . | . | . | . | . | . | . | . | . | . | |
| BLAIN, Tanner | 9 | 1 | . | 1 | . | . | . | . | . | . | . | . | . | . | |
| CABRERA, Israel | 7 | . | 1 | 1 | . | . | . | . | . | . | . | . | . | . | |
| FAVREAU, Chase | 7 | 1 | . | 1 | . | . | . | . | . | . | . | . | . | . | |
| PENNY, Rashaad | 9 | . | 1 | 1 | . | . | . | . | . | . | . | . | . | . | |
| MELIFONWU, Fred | 5 | 1 | . | 1 | . | . | . | . | . | . | . | . | . | . | |
| WOODS, Kyree | 2 | 1 | . | 1 | 1.0-10 | 1.0-10 | . | . | . | . | . | . | . | . | |
| POPE, Ryan | 7 | 1 | . | 1 | . | . | . | . | . | . | . | . | . | . | |
| HARPER, Temerick | 2 | . | 1 | 1 | . | . | . | . | . | . | . | . | . | . | |
| WELLS, David | 9 | 1 | . | 1 | . | . | . | . | . | . | . | . | . | . | |
| HENDERSON, Jay | 6 | 1 | . | 1 | . | . | . | . | . | . | . | . | . | . | |
| ROCHELIN, Julian | 7 | . | 1 | 1 | . | . | . | . | . | . | . | . | . | . | |
| BRUNSKILL, Daniel | 9 | . | 1 | 1 | . | . | . | . | . | . | . | . | . | . | |
| SDSU TOTALS | 9 | 313 | 248 | 561 | 50-205 | 24-149 | 16-204 | 43 | 51 | 2-0 | 4 | . | . | . | |
| OPPONENTS | 9 | 356 | 304 | 660 | 53-176 | 18-105 | 4-25 | 15 | 22 | 4-100 | 5 | . | . | . | |

GAME SUMMARIES

| Game | Score | Score By Quarters | | | | | First Downs | | | | Rushing | | | | Passing | | | | Total Off. | | Return Yards | Punting No-Avg | Fumbles No-Lost | Pen. No-Yds | Third Downs | Avg. F. Pos | ToP |
|----------------------|-------|-------------------|----|----|----|----|-------------|----|----|----|---------|-------|----|---------|---------|----|-----|-------|------------|---------|--------------|----------------|-----------------|-------------|-------------|-------------|-----|
| | | 1 | 2 | 3 | 4 | OT | Tot | Ru | Pa | Pn | Att | Yards | TD | C-A-1 | Yards | TD | Att | Yards | | | | | | | | | |
| New Hampshire | 0 | 0 | 0 | 0 | 0 | - | 8 | 4 | 3 | 1 | 31 | 71 | 0 | 7-20-1 | 70 | 0 | 51 | 141 | 46 | 12-38.3 | 0-0 | 8-49 | 0-14 | NH29 | 25:31 | | |
| at SDSU | 31 | 14 | 7 | 3 | 7 | - | 19 | 7 | 11 | 1 | 41 | 170 | 2 | 17-26-0 | 291 | 2 | 67 | 461 | 25 | 8-36.9 | 0-0 | 9-70 | 5-15 | SD28 | 34:29 | | |
| California | 40 | 14 | 7 | 10 | 9 | - | 30 | 5 | 23 | 2 | 22 | 82 | 0 | 41-72-3 | 522 | 5 | 94 | 604 | 93 | 5-48.2 | 2-1 | 5-55 | 7-19 | CA29 | 25:30 | | |
| at SDSU | 45 | 14 | 17 | 7 | 7 | - | 22 | 13 | 8 | 1 | 47 | 334 | 3 | 14-23-1 | 129 | 1 | 70 | 463 | 207 | 5-38.0 | 2-1 | 14-105 | 5-13 | SD34 | 34:30 | | |
| at Northern Illinois | 28 | 0 | 7 | 14 | 7 | - | 20 | 10 | 6 | 4 | 39 | 155 | 1 | 17-35-2 | 213 | 3 | 74 | 368 | 157 | 5-29.4 | 0-0 | 8-103 | 3-14 | NI23 | 27:50 | | |
| SDSU | 42 | 14 | 14 | 0 | 14 | - | 22 | 11 | 6 | 5 | 45 | 278 | 3 | 11-19-1 | 126 | 3 | 64 | 404 | 138 | 5-42.4 | 1-0 | 11-109 | 5-13 | SD43 | 32:10 | | |
| at South Alabama | 42 | 14 | 0 | 7 | 21 | - | 18 | 7 | 9 | 2 | 40 | 89 | 2 | 16-21-0 | 242 | 3 | 61 | 331 | 61 | 5-46.4 | 0-0 | 10-93 | 7-13 | SA33 | 33:17 | | |
| SDSU | 24 | 6 | 10 | 8 | 0 | - | 20 | 12 | 8 | 0 | 41 | 157 | 2 | 13-22-1 | 159 | 1 | 63 | 316 | 91 | 5-46.4 | 3-2 | 10-85 | 2-10 | SD31 | 26:43 | | |
| UNLV | 7 | 0 | 7 | 0 | 0 | - | 9 | 7 | 1 | 1 | 36 | 113 | 0 | 2-13-1 | 9 | 0 | 49 | 122 | 115 | 8-43.8 | 2-0 | 0-0 | 5-14 | LV24 | 21:58 | | |
| at SDSU | 26 | 10 | 3 | 7 | 6 | - | 22 | 14 | 8 | 0 | 54 | 245 | 2 | 15-20-0 | 215 | 1 | 74 | 460 | 59 | 4-40.2 | 1-1 | 7-75 | 5-14 | SD27 | 38:02 | | |
| at Fresno State | 3 | 0 | 0 | 3 | 0 | - | 10 | 4 | 4 | 2 | 24 | 78 | 0 | 16-27-3 | 139 | 0 | 51 | 217 | 91 | 5-39.4 | 0-0 | 5-36 | 5-14 | FS16 | 22:41 | | |
| SDSU | 17 | 3 | 7 | 7 | 0 | - | 25 | 20 | 5 | 0 | 61 | 282 | 2 | 7-12-0 | 72 | 0 | 73 | 364 | 61 | 4-26.2 | 1-0 | 6-65 | 7-13 | SD28 | 37:19 | | |
| San Jose State | 3 | 0 | 3 | 0 | 0 | - | 14 | 3 | 10 | 1 | 28 | 67 | 0 | 18-37-0 | 142 | 0 | 65 | 209 | 172 | 7-44.3 | 1-0 | 7-69 | 7-18 | SJ27 | 29:01 | | |
| at SDSU | 42 | 7 | 14 | 21 | 0 | - | 22 | 12 | 7 | 3 | 44 | 293 | 5 | 13-18-1 | 167 | 1 | 62 | 460 | 20 | 3-40.7 | 1-0 | 5-37 | 4-9 | SD28 | 30:59 | | |
| at Utah State | 13 | 7 | 0 | 0 | 6 | - | 12 | 4 | 6 | 2 | 28 | 71 | 1 | 11-26-1 | 181 | 1 | 54 | 252 | 97 | 7-44.3 | 1-1 | 4-39 | 5-14 | US19 | 23:15 | | |
| SDSU | 40 | 10 | 10 | 3 | 17 | - | 20 | 18 | 0 | 2 | 57 | 400 | 2 | 4-10-0 | 14 | 1 | 67 | 414 | 90 | 3-44.0 | 0-0 | 4-40 | 7-14 | SD19 | 36:45 | | |
| Hawai'i | 0 | 0 | 0 | 0 | 0 | - | 15 | 3 | 12 | 0 | 27 | 48 | 0 | 25-45-4 | 167 | 0 | 72 | 215 | 200 | 8-44.9 | 0-0 | 8-69 | 5-16 | UH22 | 32:30 | | |
| at SDSU | 55 | 14 | 13 | 14 | 14 | - | 19 | 14 | 4 | 1 | 42 | 296 | 2 | 8-16-1 | 97 | 3 | 58 | 393 | 182 | 3-51.0 | 0-0 | 3-20 | 5-10 | SD 39 | 27:30 | | |

RED ZONE STATISTICS

San Diego State Inside Opponent Red-Zone

| Date | Opponent | Score | Times | | Total Pts | Rush | | Pass | | FGs Made | Failed to score inside RZ | | | | |
|--------------|------------------|---------|-------|--------|-----------|------|-----|------|------|----------|---------------------------|------|-----|------|------|
| | | | In RZ | Scored | | TDs | TDs | TDs | Made | | FGA | Down | Int | Fumb | Half |
| Sep 03, 2016 | NEW HAMPSHIRE | W 31-0 | 4 | 4 | 24 | 3 | 2 | 1 | 1 | 0 | 0 | 0 | 0 | 0 | 0 |
| Sep 10, 2016 | CALIFORNIA | W 45-40 | 1 | 1 | 7 | 1 | 1 | 0 | 0 | 0 | 0 | 0 | 0 | 0 | 0 |
| Sep 17, 2016 | at NIU | W 42-28 | 2 | 1 | 7 | 1 | 0 | 1 | 0 | 0 | 0 | 0 | 0 | 1 | 0 |
| Oct 01, 2016 | at South Alabama | L 24-42 | 4 | 4 | 24 | 3 | 2 | 1 | 1 | 0 | 0 | 0 | 0 | 0 | 0 |
| Oct 08, 2016 | UNLV | W 26-7 | 2 | 2 | 13 | 2 | 2 | 0 | 0 | 0 | 0 | 0 | 0 | 0 | 0 |
| Oct 14, 2016 | at Fresno State | W 17-3 | 3 | 2 | 14 | 2 | 2 | 0 | 0 | 0 | 1 | 0 | 0 | 0 | 0 |
| Oct 21, 2016 | SAN JOSE STATE | W 42-3 | 4 | 4 | 28 | 4 | 3 | 1 | 0 | 0 | 0 | 0 | 0 | 0 | 0 |
| Oct 28, 2016 | at Utah State | W 40-13 | 4 | 4 | 20 | 2 | 1 | 1 | 2 | 0 | 0 | 0 | 0 | 0 | 0 |
| Nov 05, 2016 | HAWAII | W 55-0 | 5 | 4 | 24 | 3 | 1 | 2 | 1 | 1 | 0 | 0 | 0 | 0 | 0 |
| Totals | | | 29 | 26 | 161 | 21 | 14 | 7 | 5 | 1 | 1 | 0 | 0 | 1 | 0 |

26 of 29 (89.7%)

Opponents Inside San Diego State Red-Zone

| Date | Opponent | Score | Times | | Total Pts | Rush | | Pass | | FGs Made | Failed to score inside RZ | | | | |
|--------------|------------------|---------|-------|--------|-----------|------|-----|------|------|----------|---------------------------|------|-----|------|------|
| | | | In RZ | Scored | | TDs | TDs | TDs | Made | | FGA | Down | Int | Fumb | Half |
| Sep 03, 2016 | NEW HAMPSHIRE | W 31-0 | 0 | 0 | 0 | 0 | 0 | 0 | 0 | 0 | 0 | 0 | 0 | 0 | 0 |
| Sep 10, 2016 | CALIFORNIA | W 45-40 | 3 | 2 | 9 | 1 | 0 | 1 | 1 | 0 | 0 | 1 | 0 | 0 | 0 |
| Sep 17, 2016 | at NIU | W 42-28 | 3 | 3 | 21 | 3 | 1 | 2 | 0 | 0 | 0 | 0 | 0 | 0 | 0 |
| Oct 01, 2016 | at South Alabama | L 24-42 | 4 | 3 | 21 | 3 | 2 | 1 | 0 | 0 | 0 | 1 | 0 | 0 | 0 |
| Oct 08, 2016 | UNLV | W 26-7 | 0 | 0 | 0 | 0 | 0 | 0 | 0 | 0 | 0 | 0 | 0 | 0 | 0 |
| Oct 14, 2016 | at Fresno State | W 17-3 | 0 | 0 | 0 | 0 | 0 | 0 | 0 | 0 | 0 | 0 | 0 | 0 | 0 |
| Oct 21, 2016 | SAN JOSE STATE | W 42-3 | 2 | 1 | 3 | 0 | 0 | 0 | 1 | 0 | 1 | 0 | 0 | 0 | 0 |
| Oct 28, 2016 | at Utah State | W 40-13 | 1 | 1 | 7 | 1 | 1 | 0 | 0 | 0 | 0 | 0 | 0 | 0 | 0 |
| Nov 05, 2016 | HAWAII | W 55-0 | 1 | 0 | 0 | 0 | 0 | 0 | 0 | 0 | 1 | 0 | 0 | 0 | 0 |
| Totals | | | 14 | 10 | 61 | 8 | 4 | 4 | 2 | 0 | 2 | 2 | 0 | 0 | 0 |

10 of 14 (71.4%)

BLAIN PUNT-BY-PUNT

| Opponent | From | To | Yds | Return | Net | FP |
|----------------------|--------|----------|-----|---------------|-----|------------|
| New Hampshire | SD 28 | Opp 41 | 31 | fair catch | 31 | Opp 41 |
| | SD 08 | SD 40 | 32 | 4 yards | 28 | SD 36 |
| | SD 04 | SD 46 | 42 | 14 yards | 28 | SD 32 |
| | Opp 44 | Opp 10 | 34 | out of bounds | 34 | Opp 10 * |
| | SD 29 | Opp 35 | 36 | fair catch | 36 | Opp 35 |
| | SD 46 | Opp 24 | 30 | downed | 30 | Opp 24 |
| | Opp 43 | end zone | 43 | touchback | 23 | Opp 20 |
| California | Opp 47 | end zone | 47 | touchback | 27 | Opp 20 |
| | SD 35 | Opp 20 | 45 | fair catch | 45 | Opp 20 |
| | Opp 41 | Opp 12 | 29 | fair catch | 29 | Opp 12 * |
| | SD 40 | Opp 25 | 35 | 0 yards | 35 | Opp 25 |
| | SD 29 | Opp 40 | 31 | fair catch | 31 | Opp 40 |
| at Northern Illinois | SD 34 | Opp 16 | 50 | 0 yards | 50 | Opp 16 * |
| | Opp 48 | Opp 02 | 46 | downed | 46 | Opp 02 ** |
| | SD 47 | Opp 04 | 49 | downed | 49 | Opp 04 ** |
| | SD 14 | Opp 34 | 52 | 12 yards | 40 | Opp 46 |
| | Opp 36 | Opp 06 | 30 | out of bounds | 30 | Opp 06 ** |
| at South Alabama | Opp 38 | Opp 03 | 35 | downed | 35 | Opp 03 ** |
| | SD 37 | Opp 20 | 43 | 0 yards | 43 | Opp 20 ^ |
| | SD 27 | Opp 24 | 49 | 19 yards | 30 | Opp 43 |
| | SD 31 | Opp 16 | 53 | downed | 53 | Opp 16 **^ |
| | SD 41 | Opp 15 | 44 | 0 yards | 44 | Opp 15 * |
| UNLV | SD 26 | Opp 31 | 43 | out of bounds | 43 | Opp 31 ^ |
| | Opp 35 | end zone | 35 | touchback | 15 | Opp 20 |
| | SD 12 | Opp 33 | 55 | downed | 55 | Opp 33 |
| | Opp 47 | Opp 15 | 32 | 4 yards | 28 | Opp 19 * |
| | Opp 46 | Opp 07 | 39 | downed | 39 | Opp 07 ** |

| | | | | | | |
|-----------------|--------|----------|----|---------------|----|-----------|
| at Fresno State | Opp 37 | Opp 14 | 21 | fair catch | 21 | Opp 14 * |
| | Opp 45 | Opp 13 | 32 | fair catch | 32 | Opp 13 ** |
| | SD 13 | Opp 30 | 57 | out of bounds | 57 | Opp 30 |
| San Jose State | Opp 40 | Opp 07 | 33 | downed | 33 | Opp 07 ** |
| | SD 39 | Opp 26 | 35 | fair catch | 35 | Opp 26 |
| | SD 38 | Opp 22 | 40 | 18 yards | 22 | Opp 40 |
| at Utah State | SD 09 | Opp 44 | 47 | 2 yards | 45 | Opp 46 ^ |
| | SD 38 | Opp 31 | 31 | -1 yards | 32 | Opp 30 |
| | SD 34 | Opp 15 | 51 | -2 yards | 53 | Opp 13 * |
| Hawaii | SD 30 | Opp 20 | 50 | downed | 50 | Opp 20 |
| | SD 36 | Opp 08 | 56 | downed | 56 | Opp 08 ** |
| | Opp 49 | end zone | 49 | touchback | 29 | Opp 20 |

* - indicates possession started inside opponent 20; ** - indicates possession started inside opponent 10; ^ - indicates there was a penalty on the play, resulting in a new spot; N/A - indicates the punt returner fumbled and lost possession

2016 SAN DIEGO STATE GAME-BY-GAME

TEAM STATISTICS

| Date | Opponent | Rushing | | | | Receiving | | | | Passing | | | | Kick Returns | | | | Punt Returns | | | | tot off |
|-----------|------------------|---------|------|----|----|-----------|------|----|----|------------|------|-----|-----|--------------|-----|-----|-----|--------------|-----|-----|-----|------------|
| | | no. | yds | td | lg | no. | yds | td | lg | cmp | att | int | yds | td | lg | no. | yds | td | lg | no. | yds | |
| Sep 03 | NEW HAMPSHIRE | 41 | 170 | 2 | 20 | 17 | 291 | 2 | 86 | 17-26-0 | 291 | 2 | 86 | 1 | 9 | 0 | 9 | 3 | 16 | 0 | 12 | 461 |
| Sep 10 | CALIFORNIA | 47 | 334 | 3 | 57 | 14 | 129 | 1 | 25 | 14-23-1 | 129 | 1 | 25 | 4 | 152 | 1 | 100 | 3 | 46 | 0 | 25 | 463 |
| Sep 17 | at NIU | 45 | 278 | 3 | 79 | 11 | 126 | 3 | 33 | 11-19-1 | 126 | 3 | 33 | 3 | 93 | 0 | 53 | 1 | 7 | 0 | 7 | 404 |
| Oct 01 | at South Alabama | 41 | 157 | 2 | 36 | 13 | 159 | 1 | 33 | 13-22-0 | 159 | 1 | 33 | 3 | 58 | 0 | 26 | 2 | 33 | 0 | 32 | 316 |
| Oct 08 | UNLV | 54 | 245 | 2 | 22 | 15 | 215 | 1 | 41 | 15-20-0 | 215 | 1 | 41 | 1 | 15 | 0 | 15 | 5 | 44 | 0 | 29 | 460 |
| Oct 14 | at Fresno State | 61 | 292 | 2 | 22 | 7 | 72 | 0 | 14 | 7-12-0 | 72 | 0 | 14 | 2 | 41 | 0 | 25 | 1 | 0 | 0 | 0 | 364 |
| Oct 21 | SAN JOSE STATE | 44 | 293 | 5 | 73 | 13 | 167 | 1 | 35 | 13-18-1 | 167 | 1 | 35 | 0 | 0 | 0 | 0 | 2 | 20 | 0 | 15 | 460 |
| Oct 28 | at Utah State | 57 | 400 | 2 | 64 | 4 | 14 | 1 | 10 | 4-10-0 | 14 | 1 | 10 | 2 | 62 | 0 | 56 | 0 | 0 | 0 | 0 | 414 |
| Nov 05 | HAWAII | 42 | 296 | 2 | 73 | 8 | 97 | 3 | 24 | 8-16-1 | 97 | 3 | 24 | 0 | 0 | 0 | 0 | 4 | 73 | 0 | 41 | 393 |
| Opponents | | 432 | 2465 | 23 | 79 | 102 | 1270 | 13 | 86 | 102-166-4 | 1270 | 13 | 86 | 16 | 430 | 1 | 100 | 21 | 239 | 0 | 41 | 3735 |
| Opponents | | 275 | 774 | 4 | 28 | 153 | 1685 | 12 | 79 | 153-296-16 | 1685 | 12 | 79 | 46 | 934 | 0 | 35 | 13 | 70 | 0 | 19 | 2459 |

Games: 9 • Avg/rush: 5.7 • Avg/catch: 12.5 • Pass effic: 146.73 • KR avg: 26.9 • PR avg: 11.4 • All purpose avg/game: 512.0 • Total offense avg/gm: 415.0

| Date | Opponent | Tackles | | | | Sacks | Fumble | | Pass Defense | | | blkd kick | PAT Attempts | | | off | | | |
|-----------|------------------|---------|-----|-------|----------|----------|--------|-------|--------------|---------|-----|--------------|--------------|------|------|-----|-----|-----|-----|
| | | ua | a | total | tfl-yds | | no-yds | ff | fr-yds | int-yds | qbh | | brup | kick | rush | rcv | saf | t/o | pts |
| Sep 03 | NEW HAMPSHIRE | 29 | 18 | 47 | 7.0-33 | 4.0-26 | 0 | 0-0 | 1-0 | 7 | 6 | 0 | 4-4 | 0 | 0 | 0 | 0 | 7 | 31 |
| Sep 10 | CALIFORNIA | 47 | 24 | 71 | 5.0-21 | 2.0-14 | 2 | 1-0 | 3-9 | 9 | 7 | 0 | 6-6 | 0 | 0 | 0 | 0 | 21 | 45 |
| Sep 17 | at NIU | 49 | 16 | 65 | 6.0-17 | 1.0-10 | 0 | 0-0 | 2-38 | 6 | 4 | 0 | 6-6 | 0 | 0 | 0 | 0 | 7 | 42 |
| Oct 01 | at South Alabama | 31 | 46 | 77 | 5.0-25 | 3.0-21 | 0 | 0-0 | 1-0 | 0 | 3 | 0 | 1-1 | 0 | 1 | 0 | 3 | 24 | |
| Oct 08 | UNLV | 36 | 12 | 48 | 5.0-26 | 2.0-19 | 0 | 0-0 | 1-0 | 6 | 4 | 0 | 2-2 | 0 | 0 | 0 | 0 | 3 | 26 |
| Oct 14 | at Fresno State | 21 | 40 | 61 | 4.0-14 | 2.0-12 | 0 | 0-0 | 3-20 | 3 | 3 | 0 | 2-2 | 0 | 0 | 0 | 0 | 3 | 17 |
| Oct 21 | SAN JOSE STATE | 45 | 14 | 59 | 9.0-31 | 5.0-21 | 0 | 0-0 | 0-0 | 9 | 7 | 0 | 6-6 | 0 | 0 | 0 | 0 | 0 | 42 |
| Oct 28 | at Utah State | 17 | 50 | 67 | 6.0-23 | 3.0-13 | 1 | 1-0 | 1-28 | 6 | 2 | 0 | 4-4 | 0 | 0 | 0 | 0 | 10 | 40 |
| Nov 05 | HAWAII | 38 | 28 | 66 | 3.0-15 | 2.0-13 | 1 | 0-0 | 4-109 | 5 | 7 | 0 | 7-7 | 0 | 0 | 0 | 0 | 17 | 55 |
| Opponents | | 313 | 248 | 561 | 50.0-205 | 24.0-149 | 4 | 2-0 | 16-204 | 51 | 43 | 0 | 38-38 | 0 | 1 | 0 | 71 | 322 | |
| Opponents | | 356 | 304 | 660 | 53.0-176 | 18.0-105 | 5 | 4-100 | 4-25 | 22 | 15 | 0 | 16-17 | 0 | 0 | 0 | 20 | 136 | |

| Date | Opponent | Punting | | | | | | | | | | Field Goals | | | Kickoffs | | | | |
|-----------|------------------|---------|------|------|------|------|----|----|-----|-----|--------|-------------|------|-----|----------|------|----|----|--|
| | | no. | yds | avg | long | blkd | tb | fc | 50+ | i20 | md-att | long | blkd | no. | yds | avg | tb | ob | |
| Sep 03 | NEW HAMPSHIRE | 8 | 295 | 36.9 | 47 | 0 | 2 | 2 | 0 | 1 | 1-1 | 33 | 0 | 6 | 386 | 64.3 | 4 | 0 | |
| Sep 10 | CALIFORNIA | 5 | 190 | 38.0 | 50 | 0 | 0 | 3 | 1 | 2 | 1-1 | 39 | 0 | 8 | 509 | 63.6 | 3 | 0 | |
| Sep 17 | at NIU | 5 | 212 | 42.4 | 52 | 0 | 0 | 0 | 1 | 4 | 0-1 | 0 | 0 | 7 | 443 | 63.3 | 1 | 1 | |
| Oct 01 | at South Alabama | 5 | 232 | 46.4 | 53 | 0 | 0 | 0 | 1 | 2 | 1-1 | 34 | 0 | 5 | 295 | 59.0 | 2 | 0 | |
| Oct 08 | UNLV | 4 | 161 | 40.2 | 55 | 0 | 1 | 0 | 1 | 2 | 2-2 | 50 | 0 | 6 | 383 | 63.8 | 1 | 0 | |
| Oct 14 | at Fresno State | 4 | 145 | 36.2 | 57 | 0 | 0 | 2 | 1 | 3 | 1-1 | 47 | 0 | 4 | 256 | 64.0 | 0 | 0 | |
| Oct 21 | SAN JOSE STATE | 3 | 122 | 40.7 | 47 | 0 | 0 | 1 | 0 | 0 | 0-0 | 0 | 0 | 7 | 448 | 64.0 | 0 | 0 | |
| Oct 28 | at Utah State | 3 | 132 | 44.0 | 51 | 0 | 0 | 0 | 2 | 1 | 4-4 | 43 | 0 | 8 | 508 | 63.5 | 2 | 0 | |
| Nov 05 | HAWAII | 3 | 153 | 51.0 | 56 | 0 | 1 | 0 | 1 | 2 | 2-3 | 45 | 0 | 10 | 603 | 60.3 | 0 | 0 | |
| Opponents | | 40 | 1642 | 41.0 | 57 | 0 | 4 | 8 | 8 | 17 | 12-14 | 50 | 0 | 61 | 3831 | 62.8 | 13 | 1 | |
| Opponents | | 62 | 2606 | 42.0 | 67 | 0 | 2 | 20 | 13 | 15 | 4-4 | 45 | 0 | 30 | 1691 | 56.4 | 9 | 0 | |

2016 OPPONENT GAME-BY-GAME

OPPONENT STATISTICS

| Date | Opponent | Rushing | | | | Receiving | | | | Passing | | | | Kick Returns | | | | Punt Returns | | | | tot off |
|-----------------|------------------|---------|------|----|----|-----------|------|----|----|-------------|------|----|----|--------------|-----|----|-----|--------------|-----|----|----|---------|
| | | no. | yds | td | lg | no. | yds | td | lg | cmp-att-int | yds | td | lg | no. | yds | td | lg | no. | yds | td | lg | |
| Sep 03 | NEW HAMPSHIRE | 31 | 71 | 0 | 15 | 7 | 70 | 0 | 23 | 7-20-1 | 70 | 0 | 23 | 2 | 28 | 0 | 16 | 2 | 18 | 0 | 14 | 141 |
| Sep 10 | CALIFORNIA | 22 | 82 | 0 | 22 | 41 | 522 | 5 | 59 | 41-72-3 | 522 | 5 | 59 | 5 | 93 | 0 | 21 | 2 | 0 | 0 | 0 | 604 |
| Sep 17 | at NIU | 39 | 155 | 1 | 18 | 17 | 213 | 3 | 49 | 17-35-2 | 213 | 3 | 49 | 5 | 137 | 0 | 35 | 1 | 12 | 0 | 12 | 368 |
| Oct 01 | at South Alabama | 40 | 89 | 2 | 13 | 16 | 242 | 3 | 79 | 16-21-1 | 242 | 3 | 79 | 2 | 39 | 0 | 21 | 3 | 19 | 0 | 19 | 331 |
| Oct 08 | UNLV | 36 | 113 | 0 | 15 | 2 | 9 | 0 | 5 | 2-13-1 | 9 | 0 | 5 | 5 | 111 | 0 | 28 | 1 | 4 | 0 | 4 | 122 |
| Oct 14 | at Fresno State | 24 | 78 | 0 | 28 | 16 | 139 | 0 | 49 | 16-27-3 | 139 | 0 | 49 | 4 | 91 | 0 | 27 | 0 | 0 | 0 | 0 | 217 |
| Oct 21 | SAN JOSE STATE | 28 | 67 | 0 | 21 | 18 | 142 | 0 | 23 | 18-37-0 | 142 | 0 | 23 | 7 | 136 | 0 | 27 | 2 | 20 | 0 | 18 | 209 |
| Oct 28 | at Utah State | 28 | 71 | 1 | 12 | 11 | 181 | 1 | 43 | 11-26-1 | 181 | 1 | 43 | 6 | 100 | 0 | 22 | 2 | -3 | 0 | 0 | 252 |
| Nov 05 | HAWAII | 27 | 48 | 0 | 10 | 25 | 167 | 0 | 15 | 25-45-4 | 167 | 0 | 15 | 10 | 199 | 0 | 25 | 0 | 0 | 0 | 0 | 215 |
| San Diego State | | 275 | 774 | 4 | 28 | 153 | 1685 | 12 | 79 | 153-296-16 | 1685 | 12 | 79 | 46 | 934 | 0 | 35 | 13 | 70 | 0 | 19 | 2459 |
| San Diego State | | 432 | 2465 | 23 | 79 | 102 | 1270 | 13 | 86 | 102-166-4 | 1270 | 13 | 86 | 16 | 430 | 1 | 100 | 21 | 239 | 0 | 41 | 3735 |

Games: 9 • Avg/rush: 2.8 • Avg/catch: 11.0 • Pass effic: 102.07 • KR avg: 20.3 • PR avg: 5.4 • All purpose avg/game: 390.2 • Total offense avg/gm: 273.2

| Date | Opponent | Tackles | | | | Sacks | Fumble | | Pass Defense | | | blkd | PAT Attempts | | | off | | | | | |
|-----------------|------------------|---------|-----|-------|----------|----------|--------|--------|--------------|-----|------|------|--------------|------|-----|-----|-----|-----|-----|---|---|
| | | ua | a | total | tfl-yds | no-yds | ff | fr-yds | int-yds | qbh | brup | kick | kick | rush | rcv | saf | t/o | pts | | | |
| Sep 03 | NEW HAMPSHIRE | 44 | 28 | 72 | 5.0-19 | 2.0-12 | 0 | 0-0 | 0-0 | 5 | 1 | 0 | 0-0 | 0 | 0 | 0 | 0 | 0 | 0 | 0 | 0 |
| Sep 10 | CALIFORNIA | 48 | 22 | 70 | 4.0-12 | 2.0-9 | 1 | 1-0 | 1-0 | 2 | 2 | 0 | 4-4 | 0 | 0 | 0 | 0 | 3 | 40 | | |
| Sep 17 | at NIU | 34 | 34 | 68 | 6.0-22 | 1.0-13 | 0 | 0-0 | 1-8 | 2 | 1 | 0 | 4-4 | 0 | 0 | 0 | 0 | 0 | 28 | | |
| Oct 01 | at South Alabama | 35 | 28 | 63 | 10.0-39 | 4.0-25 | 1 | 2-80 | 0-0 | 4 | 4 | 0 | 6-6 | 0 | 0 | 0 | 0 | 7 | 42 | | |
| Oct 08 | UNLV | 52 | 40 | 92 | 8.0-31 | 3.0-20 | 1 | 1-20 | 0-0 | 0 | 2 | 0 | 1-1 | 0 | 0 | 0 | 0 | 7 | 7 | | |
| Oct 14 | at Fresno State | 33 | 70 | 103 | 6.0-7 | 1.0-1 | 0 | 0-0 | 0-0 | 1 | 3 | 0 | 0-0 | 0 | 0 | 0 | 0 | 0 | 3 | | |
| Oct 21 | SAN JOSE STATE | 40 | 26 | 66 | 2.0-5 | 1.0-4 | 1 | 0-0 | 1-16 | 1 | 2 | 0 | 0-0 | 0 | 0 | 0 | 0 | 3 | 3 | | |
| Oct 28 | at Utah State | 35 | 34 | 69 | 5.0-16 | 2.0-4 | 0 | 0-0 | 0-0 | 2 | 0 | 0 | 1-2 | 0 | 0 | 0 | 0 | 0 | 13 | | |
| Nov 05 | HAWAII | 35 | 22 | 57 | 7.0-25 | 2.0-17 | 1 | 0-0 | 1-1 | 5 | 0 | 0 | 0-0 | 0 | 0 | 0 | 0 | 0 | 0 | | |
| San Diego State | | 356 | 304 | 660 | 53.0-176 | 18.0-105 | 5 | 4-100 | 4-25 | 22 | 15 | 0 | 16-17 | 0 | 0 | 0 | 0 | 20 | 136 | | |
| San Diego State | | 313 | 248 | 561 | 50.0-205 | 24.0-149 | 4 | 2-0 | 16-204 | 51 | 43 | 0 | 38-38 | 0 | 1 | 0 | 71 | 322 | | | |

| Date | Opponent | Punting | | | | | | | | | | Field Goals | | | Kickoffs | | | |
|-----------------|------------------|---------|------|------|------|------|----|----|-----|-----|--------|-------------|------|-----|----------|------|----|----|
| | | no. | yds | avg | long | blkd | tb | fc | 50+ | i20 | md-att | long | blkd | no. | yds | avg | tb | ob |
| Sep 03 | NEW HAMPSHIRE | 12 | 460 | 38.3 | 43 | 0 | 0 | 5 | 0 | 5 | 0-0 | 0 | 0 | 1 | 46 | 46.0 | 0 | 0 |
| Sep 10 | CALIFORNIA | 5 | 241 | 48.2 | 52 | 0 | 1 | 0 | 3 | 1 | 2-2 | 45 | 0 | 7 | 449 | 64.1 | 3 | 0 |
| Sep 17 | at NIU | 5 | 147 | 29.4 | 36 | 0 | 0 | 1 | 0 | 1 | 0-0 | 0 | 0 | 5 | 315 | 63.0 | 2 | 0 |
| Oct 01 | at South Alabama | 5 | 232 | 46.4 | 67 | 0 | 0 | 0 | 3 | 2 | 0-0 | 0 | 0 | 7 | 301 | 43.0 | 0 | 0 |
| Oct 08 | UNLV | 8 | 350 | 43.8 | 51 | 0 | 0 | 1 | 1 | 2 | 0-0 | 0 | 0 | 2 | 78 | 39.0 | 0 | 0 |
| Oct 14 | at Fresno State | 5 | 197 | 39.4 | 43 | 0 | 0 | 4 | 0 | 1 | 1-1 | 39 | 0 | 2 | 122 | 61.0 | 0 | 0 |
| Oct 21 | SAN JOSE STATE | 7 | 310 | 44.3 | 56 | 0 | 0 | 1 | 3 | 0 | 1-1 | 26 | 0 | 2 | 130 | 65.0 | 2 | 0 |
| Oct 28 | at Utah State | 7 | 310 | 44.3 | 52 | 0 | 0 | 6 | 1 | 1 | 0-0 | 0 | 0 | 3 | 185 | 61.7 | 1 | 0 |
| Nov 05 | HAWAII | 8 | 359 | 44.9 | 57 | 0 | 1 | 2 | 2 | 2 | 0-0 | 0 | 0 | 1 | 65 | 65.0 | 1 | 0 |
| San Diego State | | 62 | 2606 | 42.0 | 67 | 0 | 2 | 20 | 13 | 15 | 4-4 | 45 | 0 | 30 | 1691 | 56.4 | 9 | 0 |
| San Diego State | | 40 | 1642 | 41.0 | 57 | 0 | 4 | 8 | 8 | 17 | 12-14 | 50 | 0 | 61 | 3831 | 62.8 | 13 | 1 |

SAN DIEGO STATE PARTICIPATION

PARTICIPATION CHART

| No. | Name | UNH | CAL | NIU | USA | UNLV | FSU | SJSU | USU | UH | NV | WYO | CSU |
|-----|-------------------------|----------|----------|----------|----------|----------|----------|----------|----------|----------|----|-----|---------|
| 9 | AGNEW, Ryan ● | X | - | - | - | X | - | X | X | X | - | - | - |
| 97 | ANDERSON, Curtis | X | X | X | GS (WR) | GS (WR) | X | GS (WR) | X | X | - | - | - |
| 31 | BABIASH, Derek ■ | GS (CB) | GS (CB) | GS (CB) | GS (CB) | GS (CB) | GS (CB) | - | - | - | - | - | - |
| 33 | BALDWIN, Parker ■ | X | X | X | X | X | GS (AZT) | GS (AZT) | GS (AZT) | GS (AZT) | - | - | - |
| 29 | BARON, John ● | X | X | X | X | X | X | X | X | X | - | - | - |
| 58 | BARRETT, Alex | GS (DE) | GS (DE) | GS (DE) | GS (DE) | GS (DE) | GS (DE) | GS (DE) | GS (DE) | GS (DE) | - | - | - |
| 15 | BAWDEN, Nick | - | X | X | GS (FB) | GS (FB) | FS (FB) | GS (FB) | GS (FB) | GS (FB) | - | - | - |
| 66 | BECAR, Jordan ● | - | - | - | - | - | - | - | - | - | - | - | X |
| 50 | BERNARD, Turner ● | X | X | X | X | - | - | - | - | - | - | - | - |
| 91 | BLAIN, Tanner | X | X | X | X | X | X | X | X | X | - | - | - |
| 30 | BINKLEY, Garrett ● | - | - | - | - | - | - | - | X | X | - | - | - |
| 71 | BRUNSKILL, Daniel | GS (RT) | GS (RT) | GS (RT) | GS (RT) | GS (RT) | GS (RT) | GS (RT) | GS (RT) | GS (RT) | - | - | - |
| 48 | CABRERA, Israel ● | - | - | X | X | X | X | X | X | X | - | - | - |
| 42 | CASSIDY, Troy ● | - | - | - | X | X | X | X | X | X | - | - | - |
| 10 | CHAPMAN, Christian | GS (QB) | GS (QB) | GS (QB) | GS (QB) | GS (QB) | GS (QB) | GS (QB) | GS (QB) | GS (QB) | - | - | - |
| 68 | CHEATUM, Myles ● | X | - | - | - | X | - | X | X | X | - | - | - |
| 10 | CLAY, Jeff ● | X | X | X | X | X | X | X | X | X | - | - | - |
| 2 | CUMBERLANDER, Christian | - | - | - | - | - | - | - | X | X | - | - | - |
| 79 | DIXON, Daishawn ● | X | X | X | X | X | X | X | X | X | - | - | - |
| 57 | DUNN, Ryan | X | X | X | X | GS (MLB) | GS (MLB) | GS (MLB) | GS (MLB) | GS (MLB) | - | - | - |
| 5 | FAVREAU, Chase | X | X | X | X | X | X | X | - | - | - | - | - |
| 70 | FLORES, Arthur | GS (C) | GS (C) | GS (C) | GS (C) | GS (C) | GS (C) | GS (C) | GS (C) | GS (C) | - | - | - |
| 62 | GERHARD, Nick ● | - | - | - | X | - | - | X | X | X | - | - | - |
| 95 | HALL, Noble | GS (DT) | GS (DT) | GS (DT) | GS (DT) | GS (DT) | GS (DT) | GS (DT) | GS (DT) | GS (DT) | - | - | - |
| 53 | HARPER, Temerick ● | - | - | - | - | - | X | - | X | X | - | - | - |
| 46 | HENDERSON, Jay | - | X | - | - | X | X | X | X | X | - | - | - |
| 6 | HOLDER, Mikah | GS (WR) | GS (WR) | GS (WR) | GS (WR) | GS (WR) | GS (WR) | - | GS (WR) | GS (WR) | - | - | - |
| 82 | HOUSTON, Parker ■ ● | - | - | - | - | X | GS (TE) | X | GS (TE) | GS (TE) | - | - | - |
| 81 | JUDGE, Eric | GS (WR) | GS (WR) | GS (WR) | X | X | X | X | X | X | - | - | - |
| 23 | KAZEE, Damontae | GS (CB) | GS (CB) | GS (CB) | GS (CB) | GS (CB) | GS (CB) | GS (CB) | GS (CB) | GS (CB) | - | - | - |
| 59 | KELLEY, Kyle | GS (DE) | GS (DE) | GS (DE) | GS (DE) | GS (DE) | GS (DE) | GS (DE) | GS (DE) | GS (DE) | - | - | - |
| 7 | KELLY, Kameron | X | X | X | X | X | X | X | X | X | - | - | - |
| 64 | KRUM, Ryan ● | - | - | - | - | - | - | X | X | X | - | - | - |
| 39 | LAKALAKA, Ronley ■ | GS (LB) | X | GS (LB) | GS (LB) | GS (LB) | GS (LB) | GS (LB) | GS (LB) | GS (LB) | - | - | - |
| 34 | LESSARD, Isaac ● | X | X | - | - | X | - | X | X | X | - | - | - |
| 3 | LOMAX, Trey | GS (WAR) | GS (WAR) | GS (WAR) | GS (WAR) | GS (WAR) | GS (WAR) | GS (WAR) | GS (WAR) | GS (WAR) | - | - | - |
| 4 | MATHIS, Kendrick | X | - | - | - | - | - | X | X | X | - | - | - |
| 21 | MCGEE, Na'im | GS (AZT) | GS (AZT) | GS (AZT) | GS (AZT) | GS (AZT) | - | - | - | - | - | - | - |
| 45 | MELIFONWU, Fred | X | X | X | X | - | - | - | - | - | - | - | - |
| 75 | MILLER, Kwayde | GS (LT) | GS (LT) | GS (LT) | GS (LT) | GS (LT) | GS (LT) | GS (LT) | GS (LT) | GS (LT) | - | - | - |
| 22 | MONTGOMERY, Kalan ■ | X | X | X | X | X | X | GS (CB) | GS (CB) | X | - | - | - |
| 61 | MOORE, Damon ● | - | - | - | - | - | - | - | - | - | - | - | X |
| 54 | MUNSON, Calvin | GS (LB) | GS (LB) | GS (LB) | GS (LB) | GS (LB) | GS (LB) | GS (LB) | GS (LB) | GS (LB) | - | - | - |
| 16 | PARCHMENT, Dwayne ● | X | X | X | X | X | X | X | X | X | - | - | - |
| 20 | PENNY, Rashaad | X | X | X | X | X | X | X | X | X | - | - | - |
| 65 | PHILLIPS, Sergio | X | X | X | X | X | X | X | X | X | - | - | - |
| 77 | POPE, Ryan ● | - | - | X | X | X | X | X | X | X | - | - | - |
| 19 | PUMPHREY, Donnel | GS (RB) | GS (RB) | GS (RB) | GS (RB) | GS (RB) | GS (RB) | GS (RB) | GS (RB) | GS (RB) | - | - | - |
| 84 | RICHARDSON, Darryl ■ | X | X | X | X | X | X | GS (TE) | X | X | - | - | - |
| 40 | RICKS, Randy | GS (MLB) | GS (MLB) | GS (MLB) | GS (MLB) | - | - | - | - | - | - | - | - |
| 90 | ROCHELIN, Julian | - | X | X | X | X | X | X | X | X | - | - | - |
| 67 | ROSALES, Antonio ■ | GS (RG) | GS (RG) | GS (RG) | GS (RG) | GS (RG) | GS (RG) | GS (RG) | GS (RG) | GS (RG) | - | - | - |
| 69 | SIMMONS, Ryan ● | - | - | - | X | X | X | X | X | X | - | - | - |
| 56 | SIRAGUSA, Nico | GS (LG) | GS (LG) | GS (LG) | GS (LG) | GS (LG) | GS (LG) | GS (LG) | GS (LG) | GS (LG) | - | - | - |
| 12 | SMITH, Malik | GS (WAR) | GS (WAR) | GS (WAR) | GS (WAR) | GS (WAR) | GS (WAR) | GS (WAR) | GS (WAR) | GS (WAR) | - | - | - |
| 17 | SMITH, Ron ■ ● | X | X | X | X | X | X | X | X | X | - | - | GS (CB) |
| 51 | TAI, Sam ● | X | X | X | X | X | X | X | X | X | - | - | - |
| 44 | TEZINO, Kyahva ● | X | X | X | - | - | - | X | X | X | - | - | - |
| 18 | THOMPSON, Trenton ● | - | - | - | - | - | - | X | X | X | - | - | - |
| 85 | TRUXTON, Quest ● | X | X | X | X | X | X | X | X | X | - | - | - |
| 41 | TURNER, Dakota ■ | GS (FB) | GS (FB) | GS (FB) | X | X | X | X | X | X | - | - | - |
| 24 | VAUGHN, Billy | X | X | X | X | X | X | - | - | - | - | - | - |
| 35 | WALCOTT, Kevin | - | - | - | X | X | X | X | X | X | - | - | - |
| 87 | WARRING, Kahale ● | X | X | X | X | - | - | - | - | - | - | - | - |
| 29 | WASHINGTON, Juwan ● | X | X | X | X | X | X | X | X | X | - | - | - |
| 88 | WELLS, David ■ | GS (TE) | GS (TE) | GS (TE) | GS (TE) | GS (TE) | GS (TE) | GS (TE) | GS (TE) | GS (TE) | - | - | - |
| 27 | WOODS, Kyrie ● | - | - | - | - | - | - | - | X | X | - | - | - |
| 44 | WOOLSEY, Chad ● | - | - | - | - | - | - | X | X | - | - | - | - |
| 45 | WORMHOUDT, Tyler ● | - | - | - | - | - | - | - | - | - | - | - | X |
| 43 | WYATT-THAYER, Austin | X | GS (LB) | X | X | X | X | X | X | X | - | - | - |

■ - made first career San Diego State start this season. ● - made first career San Diego State appearance this season. Bold player name in red indicates player has started every game this season. Bold player name in black indicates player has played in every game this season.

SAN DIEGO STATE STARTERS/PARTICIPATION

OFFENSIVE STARTERS

| Position | UNH | CAL | NIU | USA | UNLV | FS | SJSU | USU | UH | NV | WYO | CSU |
|----------|-----------|-----------|-----------|-----------|-----------|-----------|------------|-----------|-----------|----|-----|-----|
| LT | Miller | Miller | Miller | Miller | Miller | Miller | Miller | Miller | Miller | - | - | - |
| LG | Siragusa | Siragusa | Siragusa | Siragusa | Siragusa | Siragusa | Siragusa | Siragusa | Siragusa | - | - | - |
| C | Flores | Flores | Flores | Flores | Flores | Flores | Flores | Flores | Flores | - | - | - |
| RG | Rosales | Rosales | Rosales | Rosales | Rosales | Rosales | Rosales | Rosales | Rosales | - | - | - |
| RT | Brunskill | Brunskill | Brunskill | Brunskill | Brunskill | Brunskill | Brunskill | Brunskill | Brunskill | - | - | - |
| TE | Wells | Wells | Wells | Wells | Wells | Wells | Wells | Wells | Wells | - | - | - |
| TE | - | - | - | - | - | Houston | Richardson | Houston | Houston | - | - | - |
| QB | Chapman | Chapman | Chapman | Chapman | Chapman | Chapman | Chapman | Chapman | Chapman | - | - | - |
| RB | Pumphrey | Pumphrey | Pumphrey | Pumphrey | Pumphrey | Pumphrey | Pumphrey | Pumphrey | Pumphrey | - | - | - |
| FB | Turner | Turner | Turner | Bawden | Bawden | Bawden | Bawden | Bawden | Bawden | - | - | - |
| WR | Holder | Holder | Holder | Holder | Holder | Holder | Anderson | Holder | Holder | - | - | - |
| WR | Judge | Judge | Judge | Anderson | Anderson | - | - | - | - | - | - | - |

DEFENSIVE STARTERS

| Position | UNH | CAL | NIU | USA | UNLV | FS | SJSU | USU | UH | NV | WYO | CSU |
|----------|----------|--------------|----------|----------|----------|----------|------------|------------|----------|----|-----|-----|
| DE | Kelley | Kelley | Kelley | Kelley | Kelley | Kelley | Kelley | Kelley | Kelley | - | - | - |
| DT | Hall | Hall | Hall | Hall | Hall | Hall | Hall | Hall | Hall | - | - | - |
| DE | Barrett | Barrett | Barrett | Barrett | Barrett | Barrett | Barrett | Barrett | Barrett | - | - | - |
| LB | Munson | Munson | Munson | Munson | Munson | Munson | Munson | Munson | Munson | - | - | - |
| MLB | Ricks | Ricks | Ricks | Ricks | Dunn | Dunn | Dunn | Dunn | Dunn | - | - | - |
| LB | Lakalaka | Wyatt-Thayer | Lakalaka | Lakalaka | Lakalaka | Lakalaka | Lakalaka | Lakalaka | Lakalaka | - | - | - |
| CB | Babiash | Babiash | Babiash | Babiash | Babiash | Babiash | Montgomery | Montgomery | R. Smith | - | - | - |
| WAR | M. Smith | M. Smith | M. Smith | M. Smith | M. Smith | M. Smith | M. Smith | M. Smith | M. Smith | - | - | - |
| AZT | McGee | McGee | McGee | McGee | McGee | Baldwin | Baldwin | Baldwin | Baldwin | - | - | - |
| WAR | Lomax | Lomax | Lomax | Lomax | Lomax | Lomax | Lomax | Lomax | Lomax | - | - | - |
| CB | Kazee | Kazee | Kazee | Kazee | Kazee | Kazee | Kazee | Kazee | Kazee | - | - | - |

SPECIALISTS STARTERS

| Position | UNH | CAL | NIU | USA | UNLV | FS | SJSU | USU | UH | NV | WYO | CSU |
|----------|----------|---------|------------|------------|------------|------------|------------|------------|------------|----|-----|-----|
| KO | Baron | Baron | Baron | Baron | Baron | Baron | Baron | Baron | Baron | - | - | - |
| PK | Baron | Baron | Baron | Baron | Baron | Baron | Baron | Baron | Baron | - | - | - |
| Holder | Blain | Blain | Blain | Blain | Blain | Blain | Blain | Blain | Blain | - | - | - |
| Punter | Blain | Blain | Blain | Blain | Blain | Blain | Blain | Blain | Blain | - | - | - |
| LS | Bernard | Bernard | Bernard | Bernard | Simmons | Simmons | Simmons | Simmons | Simmons | - | - | - |
| SS | Bernard | Bernard | Bernard | Gerhard | Houston | Houston | Houston | Houston | Houston | - | - | - |
| KOR | Penny | Penny | Penny | Penny | Penny | Penny | Penny | Penny | Penny | - | - | - |
| | Truxton | Truxton | Washington | Washington | Washington | Washington | Washington | Washington | Washington | - | - | - |
| PR | Pumphrey | Truxton | Truxton | Truxton | Truxton | Truxton | Truxton | Truxton | Truxton | - | - | - |

PARTICIPATION CHART

| | UNH | CAL | NIU | USA | UNLV | FS | SJSU | USU | UH | NV | WYO | CSU |
|-----------------------|-----------|---------|---------|----------|-----------|---------|-----------|-----------|-----------|----|-----|-----|
| Dressed | 63 | 63 | 67 | 66 | 63 | 66 | 64 | 62 | 63 | - | - | - |
| Played | 50 | 50 | 50 | 51 | 53 | 50 | 55 | 59 | 59 | - | - | - |
| Seniors | 18 | 19 | 17 | 17 | 16 | 15 | 17 | 17 | 17 | - | - | - |
| Juniors | 16 | 16 | 17 | 18 | 18 | 19 | 15 | 17 | 16 | - | - | - |
| Sophomores | 5 | 6 | 7 | 6 | 7 | 7 | 8 | 8 | 7 | - | - | - |
| Freshmen (RS/True) | 11 (10/1) | 9 (8/1) | 9 (8/1) | 10 (8/2) | 12 (10/2) | 9 (7/2) | 15 (12/3) | 17 (13/4) | 19 (13/6) | - | - | - |
| Started | 22 | 22 | 22 | 22 | 22 | 22 | 22 | 22 | 22 | - | - | - |
| Seniors | 13 | 14 | 13 | 13 | 12 | 10 | 11 | 10 | 10 | - | - | - |
| Juniors | 6 | 6 | 6 | 6 | 7 | 7 | 7 | 6 | 6 | - | - | - |
| Sophomores | 3 | 2 | 3 | 3 | 3 | 4 | 4 | 4 | 4 | - | - | - |
| Freshmen (RS/True) | 0 (0/0) | 0 (0/0) | 0 (0/0) | 0 (0/0) | 0 (0/0) | 1 (0/1) | 0 (0/0) | 1 (0/1) | 2 (1/1) | - | - | - |
| Making SDSU Debut | 14 | 0 | 2 | 3 | 1 | 1 | 3 | 2 | 3 | - | - | - |
| Making 1st SDSU Start | 5 | 0 | 0 | 0 | 0 | 1 | 2 | 0 | 1 | - | - | - |

AZTEC CAREER START CHART (Offense/Defense)

| Player, Pos. | Yr. | Career | | Yearly Total | | | | 2016 | 2015 | 2014 | 2013 | Career Starts | Consecutive Starts | Yearly Total | | | |
|----------------------------|--------|--------|--------|--------------|------|------|------|------|------|------|------|---------------|--------------------|--------------|------|------|------|
| | | Starts | Starts | 2016 | 2015 | 2014 | 2013 | | | | | | | 2016 | 2015 | 2014 | 2013 |
| Eric Judge, WR | Sr. | 11 | 0 | 9 | 14 | 13 | 1 | 3 | 2 | 5 | 1 | 11 | 0 | 3 | 2 | 5 | 1 |
| Donnel Pumphrey, RB | Sr. | 37 | 36 | 9 | 14 | 13 | 1 | 9 | 0 | 0 | - | 37 | 36 | 9 | 14 | 13 | 1 |
| Nico Siragusa, OL | Sr. | 37 | 36 | 9 | 14 | 13 | 1 | 9 | 0 | 0 | - | 37 | 36 | 9 | 14 | 13 | 1 |
| Damontae Kazee, CB | Sr. | 36 | 36 | 9 | 14 | 13 | 0 | 9 | 0 | 0 | - | 36 | 36 | 9 | 14 | 13 | 0 |
| Calvin Munson, LB | Sr. | 36 | 36 | 9 | 14 | 13 | 0 | 9 | 0 | 0 | - | 36 | 36 | 9 | 14 | 13 | 0 |
| Malik Smith, WAR | Sr. | 36 | 36 | 9 | 14 | 13 | 0 | 9 | 0 | 0 | - | 36 | 36 | 9 | 14 | 13 | 0 |
| Alex Barrett, DE | Sr. | 33 | 23 | 9 | 14 | 10 | 0 | 9 | 0 | 0 | - | 33 | 23 | 9 | 14 | 10 | 0 |
| Na'im McGee, AZ | Sr. | 29 | 0 | 5 | 13 | 11 | - | 5 | 0 | 0 | - | 29 | 0 | 5 | 13 | 11 | - |
| Daniel Brunskill, TE/OL | Sr. | 27 | 23 | 9 | 14 | 4 | - | 9 | 0 | 0 | - | 27 | 23 | 9 | 14 | 4 | - |
| Arthur Flores, C | Sr. | 23 | 23 | 9 | 14 | - | - | 9 | 0 | 0 | - | 23 | 23 | 9 | 14 | - | - |
| Kwayde Miller, OL | Sr. | 23 | 23 | 9 | 14 | - | - | 9 | 0 | 0 | - | 23 | 23 | 9 | 14 | - | - |
| Trey Lomax, WAR | Jr. | 22 | 9 | 9 | 2 | 11 | - | 9 | 0 | 0 | - | 22 | 9 | 9 | 2 | 11 | - |
| Mikah Holder, WR | Jr. | 19 | 2 | 8 | 11 | - | - | 8 | 0 | 0 | - | 19 | 2 | 8 | 11 | - | - |
| Ryan Dunn, LB | Jr. | 18 | 5 | 5 | 13 | - | - | 5 | 0 | 0 | - | 18 | 5 | 5 | 13 | - | - |
| Kameron Kelly, WAR | Jr. | 13 | 0 | 0 | 13 | - | - | 0 | 0 | 0 | - | 13 | 0 | 0 | 13 | - | - |
| Noble Hall, DT | So. | 12 | 9 | 9 | 3 | - | - | 9 | 0 | 0 | - | 12 | 9 | 9 | 3 | - | - |
| Christian Chapman, QB | So. | 11 | 11 | 9 | 2 | - | - | 9 | 0 | 0 | - | 11 | 11 | 9 | 2 | - | - |
| Kyle Kelley, DL | Sr. | 11 | 11 | 9 | 2 | - | - | 9 | 0 | 0 | - | 11 | 11 | 9 | 2 | - | - |
| Antonio Rosales, OL | Jr. | 9 | 9 | 9 | 0 | 0 | - | 9 | 0 | 0 | - | 9 | 9 | 9 | 0 | 0 | - |
| David Wells, TE | Jr. | 9 | 9 | 9 | 0 | 0 | - | 9 | 0 | 0 | - | 9 | 9 | 9 | 0 | 0 | - |
| Ronley Lakalaka, LB | So. | 8 | 7 | 8 | 0 | 0 | - | 8 | 0 | 0 | - | 8 | 7 | 8 | 0 | 0 | - |
| Nick Bawden, FB | Jr. | 8 | 6 | 6 | 0 | 2 | - | 6 | 0 | 2 | - | 8 | 6 | 6 | 0 | 2 | - |
| Derek Babiash, CB | Jr. | 6 | 0 | 6 | 0 | 0 | - | 6 | 0 | 0 | - | 6 | 0 | 6 | 0 | 0 | - |
| Randy Ricks, LB | Sr. | 6 | 0 | 4 | 2 | 0 | - | 4 | 2 | 0 | - | 6 | 0 | 4 | 2 | 0 | - |
| Chase Favreau, WR | Jr. | 5 | 0 | 0 | 5 | 0 | - | 0 | 5 | 0 | - | 5 | 0 | 0 | 5 | 0 | - |
| Parker Baldwin, AZT | So. | 4 | 4 | 4 | 0 | 0 | - | 4 | 0 | 0 | - | 4 | 4 | 4 | 0 | 0 | - |
| Curtis Anderson III, WR | Sr. | 4 | 0 | 3 | 1 | 0 | - | 3 | 1 | 0 | - | 4 | 0 | 3 | 1 | 0 | - |
| Rashaad Penny, RB | Jr. | 4 | 0 | 0 | 4 | 0 | - | 0 | 4 | 0 | - | 4 | 0 | 0 | 4 | 0 | - |
| Parker Houston, TE | TR-Fr. | 3 | 2 | 3 | 0 | 0 | - | 2 | 3 | 0 | - | 3 | 2 | 3 | 0 | 0 | - |
| Dakota Turner, FB/DE | Jr. | 3 | 0 | 3 | 0 | 0 | - | 0 | 3 | 0 | - | 3 | 0 | 3 | 0 | 0 | - |
| Kalan Montgomery, CB | Jr. | 2 | 0 | 2 | 0 | 0 | - | 0 | 2 | 0 | - | 2 | 0 | 2 | 0 | 0 | - |
| Austin Wyatt-Thayer, LB | Sr. | 2 | 0 | 1 | 1 | 0 | - | 0 | 1 | 1 | - | 2 | 0 | 1 | 1 | 0 | - |
| Ron Smith, CB | RS-Fr. | 1 | 1 | 1 | 0 | 0 | - | 1 | 0 | 0 | - | 1 | 1 | 1 | 0 | 0 | - |
| Darryl Richardson, TE | Jr. | 1 | 0 | 1 | 0 | 0 | - | 0 | 1 | 0 | - | 1 | 0 | 1 | 0 | 0 | - |
| Christian Cumberlander, WR | Jr. | 1 | 0 | 0 | 1 | 0 | - | 0 | 0 | 1 | - | 1 | 0 | 0 | 1 | 0 | - |

MISCELLANEOUS STATS

MISCELLANEOUS

| Game | Coin Toss | KO/Receive | 1st Off. Play | 1st Off. Poss. | 1st Def. Poss. | Game Time | Game Length | Jersey | Pants | Result |
|----------------------|----------------|------------|---------------------|----------------|----------------|--------------|-------------|--------|-------|----------|
| New Hampshire | UNH won, Def. | Receive | Pumphrey rush | Punt | Punt | 5:35 p.m. PT | 3:05 | Black | Black | W, 31-0 |
| California | Cal won, Rec. | Kickoff | Pumphrey rush | Downs | Punt | 7:37 p.m. PT | 4:03 | Black | Black | W, 45-40 |
| at Northern Illinois | NIU won, Rec. | Kickoff | Holder pass f/Chap. | Interception | Punt | 2:37 p.m. CT | 3:40 | White | Black | W, 42-28 |
| at South Alabama | USA won, Def. | Receive | Pumphrey rush | Punt | Touchdown | 7:02 p.m. CT | 3:16 | White | Black | L, 42-24 |
| UNLV | SDSU won, Rec. | Receive | Pumphrey rush | Touchdown | Interception | 7:37 p.m. PT | 3:06 | Black | Black | W, 26-7 |
| at Fresno State | FS won, Def. | Receive | Pumphrey rush | Downs | Interception | 7:05 p.m. PT | 3:03 | White | Black | W, 17-3 |
| San José State | SJSU won, Rec. | Kickoff | Wells pass f/Chap. | Punt | Punt | 7:35 p.m. PT | 3:14 | Black | Black | W, 42-3 |
| at Utah State | SDSU won, Rec. | Receive | Pumphrey rush | Punt | Touchdown | 6 p.m. MT | 3:15 | White | Black | W, 40-13 |
| Hawai'i | UH won, Def. | Receive | Wells pass f/Chap. | Touchdown | Punt | 7:34 p.m. PT | 3:31 | Black | Black | W, 55-0 |
| at Nevada | | | | | | | | | | |
| at Wyoming | | | | | | | | | | |
| Colorado State | | | | | | | | | | |

AVERAGE STARTING FIELD POSITION

| Category | San Diego State | Opponents |
|----------------------------------------------------|-----------------|------------|
| Drives Started | 113 | 115 |
| Cumulative Starting Yard Line | 3,589 | 2,958 |
| Average Field Position | Own 31.76 | Own 25.72 |
| Drives Started in Opponent Territory/Att. to Score | 18/16 | 7/7 |
| Scores/Touchdowns, Field Goals | 14/10,3 | 2/1, 1 |
| Points | 79 | 10 |
| Drives Started (Inside/At Own 25) | 42 (34/8) | 63 (51/12) |
| Points Scored (TD/FGs) | 110 (14/4) | 72 (10/1) |

* - kick/punt returns for a touchdown not included; & - overtime possessions not included.

SAN DIEGO STATE OFFENSIVE POSSESSIONS (DEF/ST SCORES NOT INC.)

| Game | Poss. | TD | FG | MFG | Punt | TO | Clock | Downs | 3&Out* | PPP^ |
|----------------------|------------|-----------|-----------|----------|-----------|----------|-----------|----------|-----------|-------------|
| New Hampshire | 14 | 4 | 1 | 0 | 8 | 0 | 1 | 0 | 6 | 1.93 |
| California | 15 | 4+ | 1 | 0 | 5 | 2 | 2 | 1 | 5 | 1.80 |
| at Northern Illinois | 14 | 6 | 0 | 1 | 5 | 1 | 1 | 0 | 2 | 2.57 |
| at South Alabama | 13 | 3 | 1 | 0 | 5 | 2 | 0 | 2 | 4 | 1.62 |
| UNLV | 12 | 3 | 2 | 0 | 4 | 1 | 1 | 1 | 2 | 2.00 |
| at Fresno State | 10 | 2 | 1 | 0 | 4 | 0 | 2 | 1 | 2 | 1.50 |
| San José State | 11 | 6 | 0 | 0 | 3 | 1 | 1 | 0 | 1 | 3.27 |
| at Utah State | 11 | 3+ | 4 | 0 | 3 | 0 | 1 | 0 | 2 | 2.73 |
| Hawai'i | 13 | 5+ | 2 | 1 | 3 | 1 | 1 | 0 | 4 | 2.77 |
| at Nevada | | | | | | | | | | |
| at Wyoming | | | | | | | | | | |
| Colorado State | | | | | | | | | | |
| TOTALS | 113 | 36 | 12 | 2 | 40 | 8 | 10 | 5 | 28 | 2.23 |

* - less if there is a turnover or end of half; must not have earned a first down or scored points.

+ - indicates team scored a non-offensive touchdown. & - overtime possession included. # - possession/turnover not included when offense never had ball (turnover on special teams). ^ - PATs/2-pt. not included.

OPPONENT POSSESSIONS (DEF/ST SCORES NOT INC.)

| Game | Poss. | TD | FG | MFG | Punt | TO | Clock | Downs | 3&Out* | PPP^ |
|----------------------|------------|-----------|----------|----------|-----------|-----------|----------|----------|-----------|-------------|
| New Hampshire | 14 | 0 | 0 | 0 | 12 | 1 | 1 | 0 | 8 | 0.00 |
| California | 17 | 5 | 2 | 0 | 5 | 4 | 0 | 1 | 6 | 2.12 |
| at Northern Illinois | 14 | 4 | 0 | 0 | 5 | 2 | 1 | 2 | 6 | 1.71 |
| at South Alabama | 13 | 5+ | 0 | 0 | 5 | 1 | 2 | 0 | 6 | 2.31 |
| UNLV | 11 | 0+ | 0 | 0 | 8 | 1 | 1 | 1 | 4 | 0.00 |
| at Fresno State | 9 | 0 | 1 | 0 | 5 | 3 | 0 | 0 | 4 | 0.33 |
| San José State | 11 | 0 | 1 | 0 | 7 | 0 | 1 | 2 | 4 | 0.27 |
| at Utah State | 11 | 2 | 0 | 0 | 7 | 2 | 0 | 0 | 5 | 1.09 |
| Hawai'i | 15 | 0 | 0 | 0 | 8 | 4 | 1 | 2 | 8 | 0.00 |
| at Nevada | | | | | | | | | | |
| at Wyoming | | | | | | | | | | |
| Colorado State | | | | | | | | | | |
| TOTALS | 115 | 16 | 4 | 0 | 62 | 18 | 7 | 8 | 51 | 0.94 |

* - less if there is a turnover or end of half; must not have earned a first down or scored points.

+ - indicates team scored a non-offensive touchdown. & - overtime possession included. # - possession/turnover not included when offense never had ball (turnover on special teams). ^ - PATs/2-pt. not included.

DRIVE ANALYSIS

| Game | SDSU | | Opponent | |
|----------------------|-----------|-----------|-----------|----------|
| | TD | FG | TD | FG |
| New Hampshire | 4 | 1 | 0 | 0 |
| California | 6+ | 1 | 5 | 2 |
| at Northern Illinois | 6 | 0 | 4 | 0 |
| at South Alabama | 3 | 1 | 5+ | 0 |
| UNLV | 3 | 2 | 0+ | 0 |
| at Fresno State | 2 | 1 | 0 | 1 |
| San José State | 6 | 0 | 0 | 1 |
| at Utah State | 3+ | 4 | 2 | 0 |
| Hawai'i | 5+ | 2 | 0 | 0 |
| at Nevada | | | | |
| at Wyoming | | | | |
| Colorado State | | | | |
| TOTALS | 38 | 12 | 16 | 4 |

+ - indicates team scored a non-offensive touchdown. & - overtime drives included.

GAME-OPENING DRIVE

| Game | SDSU | | Opponent | |
|----------------------|-------------|-------------------|-------------|-------------------|
| | Pts. | FD Yds. | Pts. | FD Yds. |
| New Hampshire | 0 | 0 0^ | 0 | 1 16 |
| California | 0 | 1 17 | 0 | 0 2^ |
| at Northern Illinois | 0 | 3 25 | 0 | 1 20 |
| at South Alabama | 0 | 0 2^ | 7 | 5 90 |
| UNLV | 7 | 2 72 | 0 | 0 0^ |
| at Fresno State | 0 | 5 75 | 0 | 0 3^ |
| San José State | 0 | 1 19 | 0 | 0 7^ |
| at Utah State | 0 | 1 13 | 7 | 4 70 |
| Hawai'i | 7 | 4 75 | 0 | 1 19 |
| at Nevada | | | | |
| at Wyoming | | | | |
| Colorado State | | | | |
| AVERAGES | 1.56 | 1.89 33.11 | 1.56 | 1.33 25.22 |

^ - indicates possession ended in a 3-and-out.

OPENING SECOND-HALF DRIVE

| Game | SDSU | | Opponent | |
|----------------------|-------------|-------------------|-------------|-------------------|
| | Pts. | FD Yds. | Pts. | FD Yds. |
| New Hampshire | 3 | 5 71 | 0 | 2 32 |
| California | 0 | 1 15 | 0 | 4 52 |
| at Northern Illinois | 0 | 0 -11^ | 7 | 1 54 |
| at South Alabama | 0 | 1 2 | 7 | 1 82 |
| UNLV | 0 | 2 7 | 0 | 1 19 |
| at Fresno State | 0 | 3 40 | 3 | 3 54 |
| San José State | 7 | 5 75 | 0 | 0 4^ |
| at Utah State | 3 | 2 46 | 0 | 1 14 |
| Hawai'i | 0 | 0 -12^ | 0 | 1 10 |
| at Nevada | | | | |
| at Wyoming | | | | |
| Colorado State | | | | |
| AVERAGES | 1.44 | 2.11 25.89 | 1.89 | 1.56 35.22 |

^ - indicates possession ended in a 3-and-out.

MISCELLANEOUS STATS, cont.

SDSU SCORING DRIVES

| Opponent | Drive | | Type of Score | Qtr/Time | Drive Start | Scoring Play |
|----------------------|-------|------|---------------|-----------|-------------------------------------|----------------------------------------|
| | Plays | Yds. | | | | |
| New Hampshire | 1 | 86 | 0:11 | TD | 1st/3:33 | SD 14 Holder 86-yd pass f/Chapman |
| | 4 | 67 | 1:47 | TD | 1st/0:42 | SD 33 Pumphrey 20-yd run |
| | 6 | 66 | 2:39 | TD | 2nd/5:23 | SD 34 Holder 14-yd pass f/Chapman |
| | 14 | 71 | 4:50 | FG | 3rd/4:50 | SD 13 Baron 33-yd field goal |
| California | 8 | 41 | 3:45 | TD | 4th/7:00 | NH 41 Penny 1-yd run |
| | 1 | 25 | 0:04 | TD | 1st/6:11 | CAL 25 Penny 25-yd pass f/ Chapman |
| | -- | -- | 0:00 | TD | 1st/4:03 | N/A Penny 100-yd kickoff return |
| | 6 | 80 | 2:09 | TD | 1st/1:31 | SD 20 Pumphrey 33-yd run |
| | -- | -- | 0:00 | TD | 2nd/6:22 | N/A Lakalaka 9-yd interception for TD |
| | 11 | 58 | 3:47 | FG | 2nd/0:38 | SD 20 Baron 39-yd field goal |
| | 3 | 80 | 1:11 | TD | 3rd/8:30 | SD 20 Pumphrey 57-yd run |
| | 8 | 73 | 3:28 | TD | 4th/2:47 | SD 27 Pumphrey 4-yd run |
| at Northern Illinois | 1 | 46 | 0:09 | TD | 1st/7:19 | NIU 46 Pumphrey 46-yd run |
| | 6 | 68 | 3:16 | TD | 1st/1:08 | SD 32 Penny 27-yd pass f/Chapman |
| | 4 | 13 | 1:43 | TD | 2nd/14:09 | NIU 13 Warring 5-yd pass f/Chapman |
| | 3 | 45 | 1:14 | TD | 2nd/6:19 | NIU 45 Holder 33-yd pass f/Chapman |
| | 5 | 53 | 1:44 | TD | 4th/14:54 | SD 47 Pumphrey 33-yd run |
| at South Alabama | 2 | 79 | 0:17 | TD | 4th/7:40 | SD 21 Pumphrey 79-yd run |
| | 2 | 48 | 0:35 | TD | 1st/6:03 | USA 48 Penny 15-yd run |
| | 3 | 40 | 0:58 | TD | 2nd/9:45 | USA 40 Pumphrey 7-yd run |
| | 8 | 63 | 1:46 | FG | 2nd/0:05 | SD 20 Baron 34-yd field goal |
| UNLV | 11 | 90 | 5:35 | TD | 3rd/3:06 | SD 10 Warring 12-yd pass f/ Chapman |
| | 4 | 72 | 1:44 | TD | 1st/13:16 | SD 28 Penny 41-yd pass f/Chapman |
| | 10 | 27 | 4:51 | FG | 1st/8:16 | SD 42 Baron 48-yd field goal |
| | 9 | 45 | 4:52 | FG | 2nd/1:28 | SD 23 Baron 50-yd field goal |
| | 6 | 60 | 2:29 | TD | 3rd/4:50 | SD 40 Pumphrey 9-yd run |
| | 10 | 81 | 4:31 | TD | 4th/12:47 | SD 19 Penny 4-yd run |
| at Fresno State | 6 | 17 | 3:10 | FG | 1st/4:21 | FS 46 Baron 47-yd field goal |
| | 11 | 75 | 5:34 | TD | 2nd/9:15 | SD 25 Pumphrey 2-yd run |
| | 9 | 52 | 3:28 | TD | 3rd/0:09 | SD 48 Pumphrey 13-yd run |
| San Jose State | 10 | 70 | 5:18 | TD | 1st/2:10 | SD 30 Wells 4-yd pass f/Chapman |
| | 7 | 62 | 2:47 | TD | 2nd/12:34 | SD 38 Penny 3-yd run |
| | 3 | 43 | 0:50 | TD | 2nd/9:41 | SJ 43 Pumphrey 27-yd run |
| | 10 | 75 | 4:35 | TD | 3rd/10:25 | SD 25 Penny 4-yd run |
| | 11 | 76 | 5:58 | TD | 3rd/3:29 | SD 24 Pumphrey 23-yd run |
| | 2 | 71 | 1:04 | TD | 3rd/0:00 | SD 29 Penny 73-yd run |
| at Utah State | 2 | 44 | 0:44 | TD | 1st/7:11 | US 44 Washington 39-yd run |
| | 9 | 61 | 4:16 | FG | 1st/1:04 | SD 35 Baron 21-yd field goal |
| | 16 | 79 | 8:13 | TD | 2nd/6:33 | SD 21 Truxton 10-yd pass f/Chapman |
| | 5 | 45 | 1:35 | FG | 2nd/0:00 | SD 31 Baron 41-yd field goal |
| | 9 | 46 | 4:20 | FG | 3rd/8:24 | SD 28 Baron 43-yd field goal |
| | 12 | 53 | 6:06 | FG | 4th/14:43 | SD 41 Baron 23-yd field goal |
| | 2 | 65 | 0:44 | TD | 4th/13:33 | SD 35 Washington 1-yd run |
| | -- | -- | 0:00 | TD | 4th/13:31 | N/A M. Smith 28-yd interception for TD |
| | 8 | 75 | 3:25 | TD | 1st/11:35 | SD 25 Wells 13-yd pass f/Chapman |
| | 11 | 88 | 5:59 | TD | 1st/1:59 | SD 12 Truxton 9-yd pass f/Chapman |
| | -- | -- | 0:00 | TD | 2nd/12:36 | N/A R. Smith 14-yd interception for TD |
| | 6 | 20 | 3:20 | FG | 2nd/3:45 | UH 33 Baron 30-yd field goal |
| | 2 | 0 | 0:09 | FG | 2nd/0:04 | UH 28 Baron 45-yd field goal |
| | 4 | 87 | 2:09 | TD | 3rd/6:42 | SD 13 Penny 73-yd run |
| | 2 | 25 | 0:29 | TD | 3rd/1:24 | UH 25 Washington 24-yd pass f/Chapman |
| -- | -- | 0:00 | TD | 4th/14:43 | N/A Kazee 54-yd interception for TD | |
| 6 | 80 | 2:58 | TD | 4th/8:02 | SD 20 Washington 20-yd run | |

OPPONENT SCORING DRIVES

| Opponent | Drive | | Type of Score | Qtr/Time | Drive Start | Scoring Play |
|----------------------|-------|------|---------------|----------|-------------|----------------------------------------|
| | Plays | Yds. | | | | |
| New Hampshire | | | | | | N/A |
| California | 6 | 81 | 1:52 | TD | 1st/4:19 | SD 19 Rivera 33-yd pass f/Webb |
| | 8 | 75 | 2:32 | TD | 1st/1:31 | SD 25 Hansen 49-yd pass f/Webb |
| | 9 | 75 | 3:02 | TD | 2nd/11:20 | SD 25 Hudson 21-yd pass f/Webb |
| | 3 | 75 | 0:48 | TD | 3rd/7:52 | SD 25 Robertson 59-yd pass f/Webb |
| | 8 | 32 | 2:48 | FG | 3rd/2:56 | SD 40 Anderson 45-yd field goal |
| | 6 | 33 | 1:29 | FG | 4th/13:27 | SD 48 Anderson 36-yd field goal |
| | 12 | 79 | 1:51 | TD | 4th/0:56 | SD 21 Hudson 2-yd pass f/Webb |
| at Northern Illinois | 7 | 65 | 2:27 | TD | 2nd/3:52 | SD 35 Golladay 12-yd run |
| | 2 | 54 | 0:31 | TD | 3rd/12:03 | SD 46 Golladay 49-yd pass f/Graham |
| | 7 | 73 | 3:08 | TD | 3rd/7:46 | SD 27 Wimann 14-yd pass f/Graham |
| | 16 | 65 | 6:43 | TD | 4th/8:02 | SD 35 Wimann 7-yd pass f/Graham |
| at South Alabama | 8 | 90 | 3:29 | TD | 1st/10:38 | USA 10 Thomas 12-yd run |
| | 8 | 75 | 4:17 | TD | 1st/4:17 | USA 25 Kutchera 37-yd pass f/Garvin |
| | 2 | 82 | 0:52 | TD | 3rd/14:08 | USA 18 Everett 79-yd pass f/ Garvin |
| | 11 | 69 | 6:08 | TD | 4th/11:58 | USA 31 Magee 20-yd pass f/ Garvin |
| | 2 | 3 | 0:41 | TD | 4th/8:02 | SD 03 Ayoala 1-yd run |
| | -- | -- | 0:00 | TD | 4th/4:17 | N/A Earl 80-yd fumble recovery |
| UNLV | -- | -- | 0:00 | TD | 2nd/10:35 | N/A Baldwin 20-yd fumble recovery |
| at Fresno State | 13 | 54 | 5:06 | FG | 3rd/9:54 | FS 24 Kroening 39-yd field goal |
| San Jose State | 6 | 16 | 1:55 | FG | 2nd/3:00 | SD 25 Crawford 26-yd field goal |
| at Utah State | 7 | 70 | 2:57 | TD | 1st/8:08 | US 30 Myers 10-yd run |
| | 13 | 91 | 5:14 | TD | 4th/7:59 | US 09 Colston-Green 23-yd pass f/Myers |
| Hawai'i | | | | | | N/A |

MISCELLANEOUS STATS, cont.

RESULT OF SAN DIEGO STATE TURNOVERS

| Opponent | Qtr. | Turnover (Player) | Defender | Led To | Pts. |
|----------------------|------|------------------------|---------------------------|--------------|------|
| California | 4 | Interception (Chapman) | Rambo (INT) | Field Goal | 3 |
| | 4 | Fumble (Chapman) | Rubenzler (FR) | Downs | 0 |
| at Northern Illinois | 1 | Interception (Chapman) | Allen (INT) | Punt | 0 |
| at South Alabama | 2 | Fumble (Chapman) | Wallace (FR) | Interception | 0 |
| | 4 | Fumble (Chapman) | Earl (FR) | Touchdown | 7 |
| UNLV | 2 | Fumble (Chapman) | Valoaga (FF)/Baldwin (FR) | Touchdown | 7 |
| San Jose State | 2 | Interception (Chapman) | Ginda (INT) | Field Goal | 3 |
| Hawai'i | 2 | Interception (Chapman) | Farris (INT) | Interception | 0 |

RESULT OF OPPONENT TURNOVERS

| Opponent | Qtr. | Turnover (Player) | Defender | Led To | Pts. |
|----------------------|------|------------------------|--------------------------|-------------------|------|
| New Hampshire | 4 | Interception (Knight) | McGee (INT) | Touchdown | 7 |
| California | 1 | Fumble (Veasy) | Ricks (FF) | Touchdown | 7 |
| | 2 | Interception (Webb) | Lakalaka (INT) | Touchdown | 7 |
| | 3 | Interception (Webb) | Kelly (INT) | Touchdown | 7 |
| | 4 | Interception (Webb) | Kazee (INT) | End of Game | 0 |
| at Northern Illinois | 1 | Interception (Graham) | Kazee (INT) | Touchdown | 7 |
| | 4 | Interception (Graham) | Lomax (INT) | Punt | 0 |
| at South Alabama | 2 | Interception (Garvin) | Babiash (INT) | Field Goal | 3 |
| UNLV | 1 | Interception (Sneed) | Babiash (INT) | Field Goal | 3 |
| at Fresno State | 1 | Interception (Virgil) | Kazee (INT) | Field Goal | 3 |
| | 2 | Interception (Cusick) | Babiash (INT) | End of Half | 0 |
| | 4 | Interception (Virgil) | Kelley (INT) | End of Game | 0 |
| at Utah State | 3 | Fumble (Myers) | Turner (FF)/Baldwin (FR) | Field Goal | 3 |
| | 4 | Interception (Myers) | M. Smith (INT) | Touchdown | 7 |
| Hawai'i | 2 | Interception (Brown) | R. Smith (INT) | Touchdown | 7 |
| | 2 | Interception (Brown) | Lakalaka (INT) | Field Goal | 3 |
| | 3 | Interception (Zwahlen) | Kazee (INT) | Missed Field Goal | 0 |
| | 4 | Interception (Brown) | Kazee (INT) | Touchdown | 7 |

Opponents' 18 turnovers resulted in 71 San Diego State points.

San Diego State's 8 turnovers resulted in 20 opponent points.

TURNOVER ANALYSIS

| | TO | Opp. Pts. | TD/FG | Pts./TO |
|-----------------|----|-----------|-------|---------|
| San Diego State | 8 | 20 | 2/2 | 2.50 |
| Opponents | 18 | 71 | 8/5 | 3.94 |

TURNOVERS LOST

| Name | TO's Lost | Fum. | Int. | Points | PPT |
|-------------------|-----------|----------|----------|--------------|-------------|
| Christian Chapman | 8 | 4 | 4 | 20.00 | 2.50 |
| TOTALS | 8 | 4 | 4 | 20.00 | 2.50 |

TO's Lost - turnovers lost, Fum. - fumbles lost, Int. - interceptions thrown, Points - points scored by the opponent after a turnover, PPT - points per turnover scored by the opponent

TURNOVERS GAINED

| Name | #TAPO | FF | FR | Int. | Points | ^PPT |
|-----------------|------------|----------|----------|-----------|--------------|-------------|
| Damontae Kazee | 5 | 0 | 0 | 5 | 17.00 | 3.40 |
| Derek Babiash | 3 | 0 | 0 | 2 | 6.00 | 2.00 |
| Ronley Lakalaka | 2 | 0 | 0 | 2 | 10.50 | 5.25 |
| Na'im McGee | 2 | 0 | 1 | 1 | 10.50 | 5.25 |
| Kameron Kelly | 2 | 0 | 0 | 2 | 7.00 | 3.50 |
| Malik Smith | 1 | 0 | 0 | 1 | 7.00 | 7.00 |
| Ron Smith | 1 | 0 | 0 | 1 | 7.00 | 7.00 |
| Randy Ricks | 1 | 1 | 0 | 0 | 3.50 | 7.00 |
| Dakota Turner | 1 | 1 | 0 | 0 | 1.50 | 1.50 |
| Parker Baldwin | 1 | 0 | 1 | 0 | 1.50 | 1.50 |
| Trey Lomax | 1 | 0 | 0 | 1 | 0.00 | 0.00 |
| TOTALS | *20 | 2 | 2 | 16 | 71.00 | 3.94 |

*#TAPO - turnovers a part of (FF, FR or INT), FF - forced fumbles, FR - fumbles recovered, Int. - interceptions, Points - points scored off an opponent's turnover (note that fumbles forced and fumbles recovered are each awarded half the points for SDSU's score; ex. a touchdown and PAT after a fumble gives each player 3.50 points), ^PPT - points per turnover scored by SDSU, * - Total turnovers equals FR and INTs.*

FIRST DOWNS EARNED

| Name | Pass | Receive | Rush | Total |
|-------------------|-----------|-----------|------------|------------|
| Donnel Pumphrey | 0 | 8 | 72 | 80 |
| Christian Chapman | 55 | 0 | 7 | 62 |
| Rashaad Penny | 0 | 5 | 29 | 34 |
| Mikah Holder | 0 | 15 | 0 | 15 |
| Juwan Washington | 0 | 1 | 10 | 11 |
| David Wells | 0 | 8 | 0 | 8 |
| Eric Judge | 0 | 7 | 0 | 7 |
| Nick Bawden | 0 | 5 | 0 | 5 |
| Quest Truxton | 0 | 3 | 2 | 5 |
| Ryan Agnew | 2 | 0 | 1 | 3 |
| Kahale Warring | 0 | 2 | 0 | 2 |
| Chase Favreau | 0 | 1 | 0 | 1 |
| Parker Houston | 0 | 1 | 0 | 1 |
| Darryl Richardson | 0 | 1 | 0 | 1 |
| TOTALS | 57 | 57 | 121 | 235 |

MISCELLANEOUS STATS, cont.

SAN DIEGO STATE BIG OFFENSIVE PLAYS (20+ YARDS) (47 overall)

| Game | Player | Type | Down & Dis. | Yards | |
|----------------------|--------------------------------------|---------------|-------------|-------|----|
| New Hampshire - 5 | Mikah Holder f/Christian Chapman | Pass | 1-10 | 86 | |
| | Mikah Holder f/Christian Chapman | Pass | 1-10 | 35 | |
| | Mikah Holder f/Christian Chapman | Pass | 1-10 | 29 | |
| | Donnel Pumphrey f/Christian Chapman | Pass | 3-9 | 26 | |
| | Donnel Pumphrey | Run | 1-10 | 20 | |
| California - 5 | Donnel Pumphrey | Run | 2-2 | 57 | |
| | Donnel Pumphrey | Run | 2-7 | 33 | |
| | Donnel Pumphrey | Run | 2-10 | 33 | |
| | Donnel Pumphrey | Run | 2-6 | 31 | |
| | Rashaad Penny f/Christian Chapman | Pass | 1-10 | 25 | |
| at Northern Ill. - 6 | Donnel Pumphrey | Run | 2-10 | 79 | |
| | Donnel Pumphrey | Run | 1-10 | 46 | |
| | Mikah Holder f/Christian Chapman | Pass | 1-10 | 33 | |
| | Donnel Pumphrey | Run | 3-1 | 33 | |
| | Rashaad Penny f/Christian Chapman | Pass | 1-10 | 27 | |
| at South Alabama - 4 | Rashaad Penny | Run | 2-9 | 27 | |
| | Donnel Pumphrey | Run | 1-10 | 36 | |
| | Mikah Holder f/Christian Chapman | Pass | 1-10 | 33 | |
| | Donnel Pumphrey | Run | 1-10 | 25 | |
| | Eric Judge f/Christian Chapman | Pass | 2-16 | 27 | |
| UNLV - 7 | Rashaad Penny f/Christian Chapman | Pass | 2-3 | 41 | |
| | Mikah Holder f/Christian Chapman | Pass | 1-10 | 28 | |
| | Mikah Holder f/Christian Chapman | Pass | 2-7 | 27 | |
| | Rashaad Penny | Rush | 1-10 | 22 | |
| | Rashaad Penny | Rush | 1-10 | 21 | |
| | Rashaad Penny | Rush | 3-10 | 20 | |
| | Quest Truxton f/Christian Chapman | Pass | 2-6 | 20 | |
| | Donnel Pumphrey | Rush | 2-6 | 22 | |
| at Fresno State - 1 | Donnel Pumphrey | Rush | 2-6 | 22 | |
| | San Jose State - 6 | Rashaad Penny | Rush | 2-12 | 73 |
| | Rashaad Penny f/Christian Chapman | Pass | 2-9 | 35 | |
| | Rashaad Penny f/Christian Chapman | Pass | 1-10 | 29 | |
| | Donnel Pumphrey | Rush | 1-10 | 27 | |
| | David Wells f/Christian Chapman | Pass | 2-3 | 24 | |
| Donnel Pumphrey | Rush | 1-10 | 23 | | |
| at Utah State - 5 | Juwan Washington | Rush | 1-10 | 64 | |
| | Donnel Pumphrey | Rush | 1-10 | 44 | |
| | Juwan Washington | Rush | 2-5 | 39 | |
| | Donnel Pumphrey | Rush | 2-2 | 23 | |
| | Quest Truxton | Rush | 1-10 | 21 | |
| Hawai'i - 8 | Rashaad Penny | Rush | 1-10 | 73 | |
| | Donnel Pumphrey | Rush | 3-2 | 25 | |
| | Juwan Washington f/Christian Chapman | Pass | 2-9 | 24 | |
| | Ryan Agnew | Rush | 1-10 | 23 | |
| | Quest Truxton | Rush | 1-10 | 23 | |
| | Darryl Richardson f/Ryan Agnew | Pass | 1-10 | 21 | |
| | Donnel Pumphrey | Rush | 2-2 | 20 | |
| | Juwan Washington | Rush | 2-6 | 20 | |

Red indicates TD scored on play

SAN DIEGO STATE BIG PLAYS (20+ YARDS)

| Name | Total | Rushing | Receiving | 20-29 | 30-39 | 40-49 | 50-59 | 60-69 | 70-79 | 80-89 | 90-99 |
|--------------------|-----------|-----------|-----------|-----------|-----------|----------|----------|----------|----------|----------|----------|
| Donnel Pumphrey | 18 | 17 | 1 | 9 | 5 | 3 | 1 | 0 | 1 | 0 | 0 |
| Rashaad Penny | 11 | 6 | 5 | 7 | 1 | 1 | 0 | 0 | 2 | 0 | 0 |
| Mikah Holder | 7 | 0 | 7 | 3 | 3 | 0 | 0 | 0 | 0 | 1 | 0 |
| Juwan Washington | 4 | 3 | 1 | 2 | 1 | 0 | 0 | 1 | 0 | 0 | 0 |
| Quest Truxton | 3 | 2 | 1 | 3 | 0 | 0 | 0 | 0 | 0 | 0 | 0 |
| Ryan Agnew | 1 | 1 | 0 | 1 | 0 | 0 | 0 | 0 | 0 | 0 | 0 |
| Eric Judge | 1 | 0 | 1 | 1 | 0 | 0 | 0 | 0 | 0 | 0 | 0 |
| Darryl Richardson | 1 | 0 | 1 | 1 | 0 | 0 | 0 | 0 | 0 | 0 | 0 |
| David Wells | 1 | 0 | 1 | 1 | 0 | 0 | 0 | 0 | 0 | 0 | 0 |
| SDSU TOTALS | 47 | 29 | 18 | 28 | 10 | 4 | 1 | 1 | 3 | 1 | 0 |
| OPPONENTS | 25 | 3 | 22 | 13 | 6 | 4 | 1 | 0 | 1 | 0 | 0 |

OPPONENT BIG OFFENSIVE PLAYS (20+ YARDS) (25 overall)

| Game | Player | Type | Down & Dis. | Yards |
|----------------------|----------------------------------|------|-------------|-------|
| New Hampshire - 1 | Adam Riese f/Dalton Crossan | Pass | 1-10 | 23 |
| California - 7 | Demetrous Robertson f/Davis Webb | Pass | 1-10 | 59 |
| | Chad Hansen f/Davis Webb | Pass | 1-10 | 49 |
| | Vic Wharton III f/Davis Webb | Pass | 3-9 | 35 |
| | Bug Rivera f/Davis Webb | Pass | 1-10 | 33 |
| | Chad Hansen f/Davis Webb | Pass | 1-10 | 31 |
| | Vic Enward | Run | 2-5 | 22 |
| | Raymond Hudson f/Davis Webb | Pass | 1-10 | 21 |
| at Northern Ill. - 3 | Kenny Golladay f/Ryan Graham | Pass | 2-5 | 49 |
| | Jordan Huff f/Ryan Graham | Pass | 2-10 | 30 |
| | Ezra Saffold f/Ryan Graham | Pass | 3-20 | 28 |
| at South Alabama - 4 | Gerald Everett f/Cole Garvin | Pass | 2-7 | 79 |
| | Kevin Kutchera f/Cole Garvin | Pass | 1-10 | 37 |
| | Josh Magee f/Cole Garvin | Pass | 1-10 | 31 |
| | Josh Magee f/Cole Garvin | Pass | 2-20 | 20 |
| UNLV - 0 | N/A | | | |
| at Fresno State - 3 | Jamire Jordan f/Chasion Virgil | Pass | 2-10 | 49 |
| | Chasion Virgil | Rush | 2-5 | 28 |
| | KeeSean Johnson f/Chasion Virgil | Pass | 3-7 | 22 |
| San Jose State - 3 | Justin Holmes f/Kenny Potter | Pass | 3-13 | 23 |
| | Tre Hartley f/Kenny Potter | Pass | 1-10 | 22 |
| | Kenny Potter | Rush | 3-3 | 21 |
| at Utah State - 4 | Alex Byers f/ Kent Myers | Pass | 3-12 | 43 |
| | Wyatt Houston f/Kent Myers | Pass | 3-1 | 25 |
| | Jaren Colston-Green f/Kent Myers | Pass | 4-10 | 23 |
| | Rayshad Lewis f/Kent Myers | Pass | 3-9 | 22 |
| Hawai'i - 0 | N/A | | | |

MISCELLANEOUS STATS, cont.

SEASON HIGHS

POINTS SCORED

18, Rashaad Penny vs. San Jose State (Oct. 21)
 18, Donnel Pumphrey at Northern Illinois (Sept. 17)
 18, Donnel Pumphrey vs. California (Sept. 10)

TOUCHDOWNS SCORED

3, Donnel Pumphrey vs. San Jose State (Oct. 21)
 3, Donnel Pumphrey at Northern Illinois (Sept. 17)
 3, Donnel Pumphrey vs. California (Sept. 10)

MOST RUSHING ATTEMPTS

38, Donnel Pumphrey at Fresno State (Oct. 14)
 32, Donnel Pumphrey at Utah State (Oct. 28)
 31, Donnel Pumphrey vs. UNLV (Oct. 8)

MOST RUSHING YARDS

281, Donnel Pumphrey vs. California (Sept. 10)
 223, Donnel Pumphrey at Utah State (Oct. 28)
 220, Donnel Pumphrey at Fresno State (Oct. 14)
 220, Donnel Pumphrey at Northern Illinois (Sept. 17)

MOST RUSHING TOUCHDOWNS

3, Rashaad Penny vs. San Jose State (Oct. 21)
 3, Donnel Pumphrey at Northern Illinois (Sept. 17)
 3, Donnel Pumphrey vs. California (Sept. 10)

LONGEST RUSH

79, Donnel Pumphrey at Northern Illinois (Sept. 17)
 73, Rashaad Penny vs. Hawai'i (Nov. 5)
 73, Rashaad Penny vs. San Jose State (Oct. 21)

MOST PASSING ATTEMPTS

25, Christian Chapman vs. New Hampshire (Sept. 3)
 23, Christian Chapman vs. California (Sept. 10)
 22, Christian Chapman at South Alabama (Oct. 1)

MOST PASSING COMPLETIONS

16, Christian Chapman vs. New Hampshire (Sept. 3)
 15, Christian Chapman vs. UNLV (Oct. 8)
 14, Christian Chapman vs. California (Sept. 10)

MOST PASSING YARDS

283, Christian Chapman vs. New Hampshire (Sept. 3)
 215, Christian Chapman vs. UNLV (Oct. 8)
 167, Christian Chapman vs. San Jose State (Oct. 21)

MOST PASSING TOUCHDOWNS

3, Christian Chapman vs. Hawai'i (Nov. 5)
 3, Christian Chapman at Northern Illinois (Sept. 17)
 2, Christian Chapman vs. New Hampshire (Sept. 3)

LONGEST PASS

86, Christian Chapman vs. New Hampshire (Sept. 3)
 41, Christian Chapman vs. UNLV (Oct. 8)
 35, Christian Chapman vs. San Jose State (Oct. 21)
 35, Christian Chapman vs. California (Sept. 10)

MOST RECEPTIONS

7, Donnel Pumphrey vs. UNLV (Oct. 8)
 5, David Wells vs. San Jose State (Oct. 21)
 5, Eric Judge vs. New Hampshire (Sept. 3)

MOST RECEIVING YARDS

160, Mikah Holder vs. New Hampshire (Sept. 3)
 68, Mikah Holder vs. UNLV (Oct. 8)
 67, Mikah Holder at Northern Illinois (Sept. 17)

MOST RECEIVING TOUCHDOWNS

2, Mikah Holder vs. New Hampshire (Sept. 3)
 1, 11 times, last Juwan Washington vs. Hawai'i (Nov. 5)

LONGEST RECEPTION

86, Mikah Holder vs. New Hampshire (Sept. 3)
 41, Rashaad Penny vs. UNLV (Oct. 8)
 35, Rashaad Penny vs. San Jose State (Oct. 21)

35, Mikah Holder vs. New Hampshire (Sept. 3)

MOST FIELD GOALS

4, John Baron at Utah State (Oct. 28)
 2, John Baron vs. Hawai'i (Nov. 5)
 2, John Baron vs. UNLV (Oct. 8)

LONGEST FIELD GOAL

50, John Baron vs. UNLV (Oct. 8)
 48, John Baron vs. UNLV (Oct. 8)
 47, John Baron at Fresno State (Oct. 14)

MOST PUNTS

8, Tanner Blain vs. New Hampshire (Sept. 3)
 5, Tanner Blain at South Alabama (Oct. 1)
 5, Tanner Blain at Northern Illinois (Sept. 17)
 5, Tanner Blain vs. California (Sept. 10)

HIGHEST PUNTING AVERAGE

51.0, Tanner Blain vs. Hawai'i (Nov. 5)
 46.4, Tanner Blain at South Alabama (Oct. 1)
 44.0, Tanner Blain at Utah State (Oct. 28)

LONGEST PUNT

57, Tanner Blain at Fresno State (Oct. 14)
 56, Tanner Blain vs. Hawai'i (Nov. 5)
 55, Tanner Blain vs. UNLV (Oct. 8)

LONGEST PUNT RETURN

41, Quest Truxton vs. Hawai'i (Nov. 5)
 33, Quest Truxton vs. Hawai'i (Nov. 5)
 32, Quest Truxton at South Alabama (Oct. 1)

MOST PUNT RETURN YARDS

73, Quest Truxton vs. Hawai'i (Nov. 5)
 46, Quest Truxton vs. California (Sept. 10)
 44, Quest Truxton vs. UNLV (Oct. 8)

LONGEST KICKOFF RETURN

100, Rashaad Penny vs. California (Sept. 10)
 56, Rashaad Penny at Utah State (Oct. 28)
 53, Juwan Washington at Northern Illinois (Sept. 17)

MOST KICKOFF RETURN YARDS

100, Rashaad Penny vs. California (Sept. 10)
 93, Juwan Washington at Northern Illinois (Sept. 17)
 58, Rashaad Penny at South Alabama (Oct. 1)

MOST ALL-PURPOSE YARDS

310, Donnel Pumphrey vs. California (Sept. 10)
 229, Donnel Pumphrey at Utah State (Oct. 28)
 220, Donnel Pumphrey at Fresno State (Oct. 14)

MOST TACKLES

14, Calvin Munson vs. California (Sept. 10)
 11, Calvin Munson vs. New Hampshire (Sept. 3)
 10, Calvin Munson at Fresno State (Oct. 14)
 10, Malik Smith at Northern Illinois (Sept. 17)

MOST SACKS

2.0, Austin Wyatt-Thayer vs. San Jose State (Oct. 21)
 2.0, Alex Barrett vs. New Hampshire (Sept. 3)
 1.0, 17 times, last Kyree Woods vs. Hawai'i (Nov. 5)

MOST TACKLES FOR LOSS

2.0, four times, last Austin Wyatt-Thayer vs. San Jose State (Oct. 21)

MOST INTERCEPTIONS

2, Damontae Kazee vs. Hawai'i (Nov. 5)
 1, 14 times, last Ronley Lakalaka vs. Hawai'i (Nov. 5)

LONGEST INTERCEPTION RETURN

54, Damontae Kazee vs. Hawai'i (Nov. 5)
 30, Damontae Kazee vs. Hawai'i (Nov. 5)
 28, Malik Smith at Utah State (Oct. 28)

Red indicates TD scored on play

THIRD DOWN EFFICIENCY ANALYSIS

| Name | Total | Pct. | 1 | 2 | 3 | 4 | 5 | 6-10 | 11+ | Longest Converted |
|-----------------|--------|-------|------|------|-----|------|------|-------|------|--------------------------------|
| SAN DIEGO STATE | 45-111 | 40.54 | 8-10 | 7-10 | 5-9 | 7-12 | 3-8 | 14-43 | 1-19 | 3rd at 11 at South Alabama |
| OPPONENTS | 44-136 | 32.35 | 9-12 | 7-13 | 2-9 | 4-10 | 4-16 | 13-55 | 5-21 | 3rd at 20 at Northern Illinois |

GOAL TO GO

| Name | No. | Score | TD | FG | MFG | Downs | TOs | Half | Game | Points [^] | PPP |
|-----------------|-----|-------|----|----|-----|-------|-----|------|------|---------------------|------|
| SAN DIEGO STATE | 14 | 13 | 11 | 2 | 0 | 1 | 0 | 0 | 0 | 72 | 5.14 |
| OPPONENTS | 5 | 3 | 3 | 0 | 0 | 1 | 1 | 0 | 0 | 18 | 3.60 |

[^] - Does not include PAT; PPP - Points per possession

PUNT ANALYSIS

| Name | Punts | Yards | Avg. | TB | Returns | Yards | Avg. | Net Average | Pct. Not Returned | In 20 | In 10 | In 5 | Opp. Territory No. | Yds. | Adj. 50 & Out No. | Adj. 50 & Out Avg. |
|------------------|-----------|--------------|--------------|----------|-----------|------------|--------------|--------------|-------------------|-----------|----------|----------|--------------------|------------|-------------------|--------------------|
| Tanner Blain | 40 | 1,642 | 41.05 | 4 | 13 | 70 | 5.38 | 37.30 | 67.50 | 17 | 7 | 3 | 14 | 507 | 26 | 43.65 |
| TOTALS | 40 | 1,642 | 41.05 | 4 | 13 | 70 | 5.38 | 37.30 | 67.50 | 17 | 7 | 3 | 14 | 507 | 26 | 43.65 |
| OPPONENTS | 62 | 2,606 | 42.03 | 2 | 21 | 239 | 11.38 | 37.53 | 66.13 | 15 | 6 | 0 | 4 | 147 | 58 | 42.40 |

Returns - times the opponent returned a punt, Yards - yards for the returned punts, Avg. - yards per returned punt, Pct. Not Returned - percent of the punts that were not returned, In 20 - inside 20, In 10 - inside 10, In 5 - inside 5, Opp. Territory - number and yards of punts inside opponents' territory, Adj. 50 & Out - punt average excluding punts inside opponents' territory.

KICKOFF ANALYSIS

| Name | Total | NR | FC | Muf | NA | TB | In 20 | In 25 | OB | OnS | Squib | Total YL | Return YL | AFP | AFP w/R |
|------------------|-----------|-----------|----------|----------|----------|-----------|-----------|-----------|----------|----------|----------|--------------|--------------|--------------|--------------|
| John Baron | 61 | 46 | 0 | 0 | 1 | 13 | 13 | 26 | 1 | 0 | 0 | 1,461 | 1,072 | 23.95 | 23.30 |
| TOTALS | 61 | 46 | 0 | 0 | 1 | 13 | 13 | 26 | 1 | 0 | 1 | 1,461 | 1,072 | 23.95 | 23.30 |
| OPPONENTS | 30 | 16 | 5 | 0 | 0 | 9 | 4 | 5 | 0 | 1 | 0 | 946 | 564 | 31.53 | 35.25 |

Does not include penalties; NR - no. of returns, FC - fair catch, MUF - muffed, NA - no attempt of a return, TB - touchback, In 20 - inside 20, In 25 - inside 25, OB - out of bounds, OnS - onsides (does not count for AFB or AFB w/R); Squib - squibs, Total YL - opponent total yardline, Return YL - opponent total yardline on returns, AFP - average field position on kickoffs, AFP/R - average field position on returned kickoffs.

LAST TIME IT HAPPENED

TEAM

Scored, 60 or More Points
Scored, 50 or More Points
Scored, 40 or More Points

Total Offense, 600 Yards or More
Total Offense, 500 Yards or More
Total Offense, 400 Yards or More

Total Offense, 85 or More Plays
Total Offense, 75 or More Plays

30 or More First Downs
25 or More First Downs

Two-Point Conversion

Rushing, 400 Yards or More
Rushing, 300 Yards or More
Rushing, 70 or More Attempts
Rushing, 60 or More Attempts
Rushing, 50 or More Attempts
Rushing, 7 or More Touchdowns
Rushing, 6 or More Touchdowns
Rushing, 5 or More Touchdowns
Rushing, 4 or More Touchdowns

Passing, 500 Yards or More
Passing, 400 Yards or More
Passing, 300 Yards or More
Passing, 50 or More Attempts
Passing, 40 or More Attempts
Passing, 30 or More Attempts
Passing, 30 or More Completions
Passing, 25 or More Completions
Passing, 20 or More Completions
Passing, 6 or More Touchdowns
Passing, 5 or More Touchdowns

Shut Out
Shut Out Through 3 Quarters
Shut Out Through Halftime
Shut Out Through 1 Quarter

Recorded a Safety
Allowed No Offensive Touchdowns

Allowed 200 Yards or Less Total Offense
Allowed 100 Yards or Less Total Offense

Allowed 50 Yards or Less Rushing
Allowed 100 Yards or Less Rushing
Allowed 100 Yards or Less Passing

Allowed 10 First Downs or Fewer

San Diego State

Nov. 3, 1990 vs. Utah (66)
Nov. 5, 2016 vs. Hawai'i* (55)
Nov. 5, 2016 vs. Hawai'i* (55)

Sept. 27, 2008 vs. Idaho (603)
Nov. 21, 2014 vs. Air Force* (502)
Oct. 28, 2016 vs. Utah State* (414)

Oct. 26, 2013 vs. No. 15 Fresno State* (87)
Sept. 12, 2015 at California (75)

Nov. 27, 2010 vs. UNLV* (30)
Oct. 14, 2016 at Fresno State* (25)

Oct. 1, 2016 at South Alabama

Oct. 28, 2016 vs. Utah State* (400)
Oct. 28, 2016 vs. Utah State* (400)
Nov. 17, 1979 vs. Texas-El Paso (71)
Oct. 14, 2016 at Fresno State* (61)
Oct. 28, 2016 vs. Utah State* (57)
Sept. 14, 1991 vs. Pacific (7)
Oct. 5, 1991 at Hawai'i (6)
Oct. 21, 2016 vs. San Jose State* (5)
Oct. 21, 2016 vs. San Jose State* (5)

Nov. 20, 2010 vs. No. 25 Utah* (528)
Dec. 17, 2011 vs. La.-Lafayette (413)
Nov. 21, 2014 vs. Air Force (326)
Aug. 31, 2013 vs. Eastern Illinois (64)
Nov. 30, 2013 at UNLV* (46)
Nov. 21, 2014 vs. Air Force* (31)
Nov. 19, 2011 vs. No. 10 Boise State* (30)
Aug. 31, 2013 vs. Eastern Illinois (27)
Nov. 1, 2014 at Nevada* (21)
Oct. 24, 2009 at Colorado State* (6)
Oct. 24, 2009 at Colorado State* (6)

Nov. 5, 2016 vs. Hawai'i* (W, 31-0)
Nov. 5, 2016 vs. Hawai'i* (W, 31-0)
Nov. 5, 2016 vs. Hawai'i* (W, 31-0)
Nov. 5, 2016 vs. Hawai'i* (W, 31-0)

Oct. 4, 2013 vs. Nevada* (W, 51-44 (ot))
Nov. 5, 2016 vs. Hawai'i* (W, 31-0)

Oct. 8, 2016 vs. UNLV* (122)
Oct. 3, 2015 vs. Fresno State* (89)

Nov. 5, 2016 vs. Hawai'i* (48)
Nov. 5, 2016 vs. Hawai'i* (48)
Oct. 8, 2016 vs. UNLV* (9)

Oct. 14, 2016 at Fresno State* (10)

Opponent

Nov. 15, 2008 vs. No. 7 Utah* (63)
Sept. 29, 2012 at Fresno State* (52)
Oct. 1, 2016 at South Alabama (42)

Sept. 10, 2016 vs. California (604)
Sept. 10, 2016 vs. California (604)
Sept. 10, 2016 vs. California (604)

Sept. 10, 2016 vs. California (94)
Sept. 17, 2016 at Northern Illinois (75)

Sept. 10, 2016 vs. California (30)
Sept. 10, 2016 vs. California (30)

Nov. 12, 2011 at Colorado State*

Sept. 10, 2011 vs. Army (403)
Dec. 5, 2015 vs. Air Force* (305)
Sept. 10, 2011 vs. Army (77)
Nov. 10, 2012 vs. Air Force* (68)
Oct. 4, 2013 vs. Nevada* (58)

Sept. 10, 2016 vs. California (522)
Sept. 10, 2016 vs. California (522)
Sept. 10, 2016 vs. California (522)
Sept. 10, 2016 vs. California (72)
Nov. 5, 2016 vs. Hawai'i* (45)
Nov. 5, 2016 vs. Hawai'i* (45)
Sept. 10, 2016 vs. California (41)
Nov. 5, 2016 vs. Hawai'i* (25)
Nov. 5, 2016 vs. Hawai'i* (25)

Sept. 10, 2016 vs. California (5)

Nov. 18, 2006 at TCU* (L, 0-52)
Nov. 21, 2009 at No. 23 Utah* (L, 7-38)
Sept. 7, 2013 at No. 3 Ohio State (L, 7-42)
Dec. 5, 2015 vs. Air Force (W, 27-24)

Aug. 30, 2008 vs. Cal Poly (L, 27-29)
Dec. 20, 2012 vs. Brigham Young (L, 6-23)

Oct. 11, 2008 vs. Air Force* (165)
Oct. 4, 2008 at TCU* (85)

Nov. 13, 2010 at No. 3 TCU* (38)
Nov. 30, 2013 at UNLV* (88)
Oct. 14, 2016 at Fresno State* (72)

Nov. 13, 2010 at No. 3/3 TCU* (7)

LAST TIME IT HAPPENED, cont.

| <u>TEAM</u> | <u>San Diego State</u> | <u>Opponent</u> |
|--------------------------------------|-------------------------------------------------|--------------------------------------------|
| Did Not Commit a Turnover | Oct. 14, 2016 at Fresno State* (0) | Oct. 21, 2016 vs. San Jose State* (0) |
| Recorded 6 or More Turnovers | Sept. 5, 2015 vs. San Diego (6) | |
| Recorded 5 or More Turnovers | Sept. 5, 2015 vs. San Diego (6) | |
| Intercepted 5 or More Passes | Sept. 5, 2015 vs. San Diego (5) | |
| Intercepted 4 or More Passes | Nov. 5, 2016 vs. Hawai'i* (4) | |
| Intercepted 3 or More Passes | Nov. 5, 2016 vs. Hawai'i* (4) | Sept. 6, 2014 at No. 21 North Carolina (3) |
| Recovered 4 Fumbles | Dec. 23, 2014 vs. Navy (4) | Nov. 16, 2013 at Hawai'i* (4) |
| Recovered 3 Fumbles | Oct. 23, 2015 vs. Utah State* (3) | Sept. 26, 2015 at Penn State (3) |
| Scored a Defensive Touchdown | Nov. 5, 2016 vs. Hawai'i* (interception return) | Oct. 8, 2016 vs. UNLV* (fumble return) |
| Recorded 10 or More Tackles For Loss | Nov. 21, 2015 at UNLV* (12) | |
| Recorded 5 or More Sacks | Oct. 21, 2016 vs. San Jose State* (5) | Sept. 29, 2012 at Fresno State* (5) |
| No Penalties | Oct. 13, 2012 vs. Colorado State* | Oct. 8, 2016 vs. UNLV* |
| Time of Possession, 35 plus minutes | Oct. 28, 2016 vs. Utah State* (36:45) | Sept. 20, 2014 at Oregon State (35:27) |

INDIVIDUAL

RUSHING

| | |
|-------------------------------|---------------------------------------------------------------------------------------|
| Rushing, 300 Yards or More | 300, by Marshall Faulk vs. Hawai'i,* W - 52-28, Nov. 14, 1992 |
| Rushing, 250 Yards or More | 281, by Donnel Pumphrey vs. California, W - 45-40, Sept. 10, 2016 |
| Rushing, 200 Yards or More | 223, by Donnel Pumphrey at Utah State*, W - 40-13, Oct. 28, 2016 |
| Rushing, 150 Yards or More | 223, by Donnel Pumphrey at Utah State*, W - 40-13, Oct. 28, 2016 |
| Rushing, 100 Yards or More | 112, by Donnel Pumphrey and 108, by Rashaad Penny vs. Hawai'i*, W, 55-0, Nov. 5, 2016 |
| Had two 100-yard rushers | 112, by Donnel Pumphrey and 108, by Rashaad Penny vs. Hawai'i*, W, 55-0, Nov. 5, 2016 |
| Rushing, 40 Times or More | 40, by Lynell Hamilton vs. Wyoming*, W - 25-20, Oct. 25, 2003 |
| Rushing, 35 Times or More | 38, by Donnel Pumphrey at Fresno State*, W - 17-3, Oct. 14, 2016 |
| Rushing, 30 Times or More | 32, by Donnel Pumphrey at Utah State*, W - 40-13, Oct. 28, 2016 |
| Rushing, 25 Times Or More | 32, by Donnel Pumphrey at Utah State*, W - 40-13, Oct. 28, 2016 |
| Rushing, 4 Touchdowns or More | 4, by Donnel Pumphrey vs. UNLV*, W - 34-17, Sept. 27, 2014 |
| Rushing, 3 Touchdowns or More | 3, by Rashaad Penny vs. San Jose State*, W - 42-3, Oct. 21, 2016 |
| Rushing, 2 Touchdowns or More | 2, by Juwan Washington at Utah State*, W - 40-13, Oct. 28, 2016 |
| Had a run of 80 yards or more | 93, by Donnel Pumphrey at New Mexico*, W - 24-14, Oct. 10, 2014 |
| Had a run of 70 yards or more | 73, by Rashaad Penny vs. Hawai'i*, W - 55-0, Nov. 5, 2016 |
| Had a run of 60 yards or more | 73, by Rashaad Penny vs. Hawai'i*, W - 55-0, Nov. 5, 2016 |
| Had a run of 50 yards or more | 73, by Rashaad Penny vs. Hawai'i*, W - 55-0, Nov. 5, 2016 |

| | |
|--------------------------------------|-------------------------------------------------------------------------------------|
| Passing, 500 Yards or More | 528, by Ryan Lindley vs. No. 25 Utah*, L - 34-38, Nov. 20, 2010 |
| Passing, 400 Yards or More | 413, by Ryan Lindley vs. Louisiana-Lafayette, L - 30-32, Dec. 17, 2011 |
| Passing, 300 Yards or More | 326, by Quinn Kaehler vs. Air Force*, W - 30-14, Nov. 21, 2014 |
| Attempted 50 or more passes | 63, by Adam Dingwell vs. Eastern Illinois, L - 19-40, Aug. 31, 2013 |
| Attempted 40 or more passes | 46, by Quinn Kaehler at UNLV*, L - 19-45, Nov. 30, 2013 |
| Attempted 30 or more passes | 30, by Quinn Kaehler vs. Air Force*, W - 30-14, Nov. 21, 2014 |
| Completed 40 or more passes | 40, by Todd Santos vs. Stanford, L - 40-44, Oct. 17, 1987 |
| Completed 35 or more passes | 36, by Ryan Lindley vs. No. 25 Utah*, L - 34-38, Nov. 20, 2010 |
| Completed 30 or more passes | 30, by Ryan Lindley vs. No. 10 Boise State*, L - 35-52, Nov. 19, 2011 |
| Threw six touchdown passes | 6, by Ryan Lindley at Colorado State*, W - 42-28, Oct. 24, 2009 |
| Threw five touchdown passes | 6, by Ryan Lindley at Colorado State*, W - 42-28, Oct. 24, 2009 |
| Threw four touchdown passes | 4, by Ryan Lindley vs. Cal Poly, W - 49-21, Sept. 3, 2011 |
| Threw three touchdown passes | 3, by Christian Chapman vs. Hawai'i*, W - 55-0, Nov. 5, 2016 |
| Completed a pass of 80 yards or more | 86, by Christian Chapman to Mikah Holder vs. New Hampshire, W - 31-0, Sept. 3, 2016 |
| Completed a pass of 70 yards or more | 86, by Christian Chapman to Mikah Holder vs. New Hampshire, W - 31-0, Sept. 3, 2016 |
| Completed a pass of 60 yards or more | 86, by Christian Chapman to Mikah Holder vs. New Hampshire, W - 31-0, Sept. 3, 2016 |
| Completed a pass of 50 yards or more | 86, by Christian Chapman to Mikah Holder vs. New Hampshire, W - 31-0, Sept. 3, 2016 |

LAST TIME IT HAPPENED, cont.

INDIVIDUAL

RECEIVING

| | |
|---------------------------------|-------------------------------------------------------------------------------------------|
| Caught 15 or more passes | 15, by DeMarco Sampson at Colorado State*, W - 42-28, Oct. 24, 2009 |
| Caught 10 or more passes | 10, by Ezell Ruffin vs. No. 15 Fresno State*, L - 28-35 (ot), Oct. 26, 2013 |
| Had 200 or more yards receiving | 257, by DeMarco Sampson at Colorado State*, W - 42-28, Oct. 24, 2009 |
| Had 150 or more yards receiving | 160, by Mikah Holder vs. New Hampshire, W - 31-0, Sept. 3, 2016 |
| Had 100 or more yards receiving | 160, by Mikah Holder vs. New Hampshire, W - 31-0, Sept. 3, 2016 |
| Had two 100-yard receivers | 125, by Gavin Escobar and 102, by Colin Lockett vs. Fresno State, W - 35-28, Dec. 3, 2011 |
| Caught three or more TDs | 3, by Colin Lockett vs. Louisiana-Lafayette, L - 30-32, Dec. 17, 2011 |
| Caught two or more TDs | 2, by Mikah Holder vs. New Hampshire, W - 31-0, Sept. 3, 2016 |

TOTAL OFFENSE

| | |
|----------------------------------------|---------------------------------------------------------------------------------------------|
| Had 500 or more yards total offense | 518, by Ryan Lindley vs. No. 25 Utah, L - 34-38, Nov. 20, 2010 |
| Had 400 or more yards total offense | 419, by Ryan Lindley vs. Louisiana-Lafayette, L - 30-32, Dec. 17, 2011 |
| Had 100 yards both passing and rushing | 229 (passing), 101 (rushing), by Kevin O'Connell at Brigham Young*, L - 16-49, Nov. 6, 2004 |

SCORING

| | |
|---------------------------------|--------------------------------------------------------------|
| Accounted for five or more TDs | 5, by Ryan Katz vs. Hawai'i*, W - 52-14, Oct. 6, 2012 |
| Accounted for four or more TDs | 4, by Donnel Pumphrey vs. UNLV*, W - 34-17, Sept. 27, 2014 |
| Accounted for three or more TDs | 3, by Christian Chapman vs. Hawai'i*, W - 55-0, Nov. 5, 2016 |

RETURNS

| | |
|-----------------------------------------------|----------------------------------------------------------------------------------|
| Returned a fumble for a touchdown | 52, by Everett Beed vs. Air Force*, W - 28-9, Nov. 10, 2012 |
| Returned an interception for a touchdown | 54, by Damontae Kazee, and 14, by Ron Smith vs. Hawai'i*, W - 55-0, Nov. 5, 2016 |
| Returned a kickoff for a touchdown | 100, by Rashaad Penny vs. California, W - 45-40, Sept. 10, 2016 |
| Returned a punt for a touchdown | 66, by Damontae Kazee vs. UNLV, W - 38-7, Nov. 21, 2015 |
| Returned a two-point conversion | by David Lamar at New Mexico State, W - 26-16, Sept. 28, 2013 |
| Returned a blocked punt for a touchdown | by Freddy Keiaho vs. New Mexico*, L - 24-47, Oct. 22, 2005 |
| Returned a blocked field goal for a touchdown | Has not happened since start of 2003 season |

DEFENSE

| | |
|------------------------------------------|--------------------------------------------------------------------------|
| Intercepted three or more passes | 3, by Damontae Kazee vs. San Diego, W - 37-3, Sept. 5, 2015 |
| Intercepted two or more passes | 2, by Damontae Kazee vs. Hawai'i*, W - 55-0, Nov. 5, 2016 |
| Recovered three or more fumbles | Never |
| Recovered two or more fumbles | 2, by Kirk Morrison at New Mexico*, L - 8-15, Nov. 9, 2002 |
| Recorded 15 or more tackles | 15, by Nat Berhe at Nevada*, W - 39-38 (ot), Oct. 20, 2012 |
| Recorded 10 or more tackles | 10, by Calvin Munson at Fresno State*, W - 17-3, Oct. 14, 2016 |
| Recorded three or more quarterback sacks | 3.5, by Kyle Kelley vs. Cincinnati, W - 42-7, Dec. 24, 2015 |
| Recorded two quarterback sacks | 2.0, by Austin Wyatt-Thayer vs. San Jose State*, W - 42-3, Oct. 21, 2016 |
| Recorded four tackles for loss | 4.0, by Calvin Munson at San José State* - W, 30-7, Oct. 17, 2015 |
| Recorded three tackles for loss | 3.5, by Kyle Kelley vs. Cincinnati, W - 42-7, Dec. 24, 2015 |

SPECIAL TEAMS

| | |
|--------------------------------------------|-----------------------------------------------------------------------|
| Scored 15 or more points kicking | 16, by John Baron at Utah State*, - W, 40-13, Oct. 26, 2016 |
| Scored 10 or more points kicking | 13, by John Baron vs. Hawai'i*, - W, 55-0, Nov. 5, 2016 |
| Kicked five or more field goals | Never |
| Kicked four or more field goals | 4, by John Baron at Utah State*, - W, 40-13, Oct. 26, 2016 |
| Kicked three or more field goals | 4, by John Baron at Utah State*, - W, 40-13, Oct. 26, 2016 |
| Kicked two field goals of 50 or more yards | 51 and 50, by Chris O'Brien vs. New Mexico, W - 37-31, Nov. 17, 1984 |
| Kicked a 50-yard field goal | 50, by John Baron vs. UNLV*, W - 26-7, Oct. 8, 2016 |
| Kicked a punt 70 or more yards | 89, by Brian Stahovich at Wyoming*, W - 48-38, Oct. 30, 2010 |
| Kicked a punt 60 or more yards | 63, by Tanner Blain vs. San Diego, W - 37-3, Sept. 5, 2015 |
| Punted nine or more times | 9, by Tanner Blain at Hawai'i*, W - 28-14, Oct. 10, 2015 |
| Totaled 100 or more kick return yards | 100, by Rashaad Penny vs. California, W - 45-40, Sept. 10, 2016 |
| Totaled 100 or more punt return yards | 106, by Lloyd Mills vs. South Alabama, L - 27-34 (ot), Sept. 19, 2015 |
| Blocked a punt | by Kameron Kelly vs. UNLV*, W - 34-17, Sept. 27, 2014 |
| Blocked a field goal | by Kyle Kelley at Penn State, L - 21-37, Sept. 26, 2015 |
| Blocked a PAT | by Sam Meredith at New Mexico State, W - 26-16, Sept. 28, 2013 |