

2023-24 UCONN BASKETBALL



Game #37 • NCAA Tournament Sweet 16
Thursday, March 28, 2024
TD Garden • Boston, Mass.
7:39 p.m. (EDT)



#1 AP / #1 Coaches
#1 UConn
Huskies
33-3

VS.
 #24 AP / #25 Coaches
#5 San Diego State
Aztecs
26-10

UCONN BASKETBALL SCHEDULE/RESULTS

Date	Opponent	TV	Time/Result
NOVEMBER			
Mon 6	Northern Arizona (GP)	FS1/FS App	W, 95-52
Sat 11	Stonehill (XL)	FS2	W, 107-67
Tue 14	Miss. Valley State (XL)	FS2	W, 87-53
Sun 19	Indiana ^	ESPN	W, 77-57
Mon 20	#15 Texas ^	ESPNU	W, 81-71
Fri 24	Manhattan (XL)	FS1	W, 90-60
Mon 27	New Hampshire (GP)	CBSSN	W, 84-64
DECEMBER			
Fri 1	at #5 Kansas %	ESPN2	L, 69-65
Tue 5	vs. #9 North Carolina &	ESPN	W, 87-76
Sat 9	Arkansas-Pine Bluff (GP)	FS2	W, 101-63
Fri 15	vs. #10 Gonzaga #	ESPN2	W, 76-63
Wed 20	at Seton Hall *	CBSSN	L, 75-60
Sat 23	St. John's (XL) *	FOX	W, 69-65
JANUARY			
Tues 2	DePaul (GP) *	FS1	W, 85-56
Fri 5	at Butler *	FS1	W, 88-81
Wed 10	at Xavier *	FS1	W, 80-75
Sun 14	Georgetown (XL) *	FOX	W, 80-67
Wed 17	#18 Creighton (GP) *	FS1	W, 62-48
Sat 20	at Villanova *	FS1	W, 66-65
Sun 28	Xavier (XL) *	FS1	W, 99-56
Wed 31	Providence (GP) *	FS1	W, 74-65
FEBRUARY			
Sat 3	at St. John's *	FOX	W, 77-64
Tue 6	Butler (XL) *	FS1	W, 71-62
Sat 10	at Georgetown *	FS1	W, 89-64
Wed 14	at DePaul *	CBSSN	W, 101-65
Sat 17	#4 Marquette (XL) *	FOX	W, 81-53
Tue 20	at #15 Creighton *	FS1	L, 85-66
Sat 24	Villanova (GP) *	FOX	W, 78-54
MARCH			
Sun 3	Seton Hall (GP) *	CBS	W, 91-61
Wed 6	at #8 Marquette *	FS1	W, 74-67
Sat 9	at Providence *	FOX	W, 74-60
Thurs 14	#9 Xavier \$	FS1	W, 87-60
Fri 15	#5 St. John's \$	FOX	W, 95-90
Sat 16	#3 Marquette \$	FOX	W, 73-57
Fri 22	#16 Stetson !	CBS	W, 91-52
Sun 24	#9 Northwestern !	truTV	W, 75-58
Thurs 28	#5 San Diego State +	TBS	7:39 p.m.

* -- BIG EAST Conference game
 ^ - Saatva Empire Classic (Madison Square Garden)
 % - BIG EAST-Big 12 Battle
 & - Jimmy V Classic (Madison Square Garden)
 # - Continental Tire Seattle Tip-Off
 \$ - BIG EAST Tournament (Madison Square Garden)
 ! - NCAA Tournament First and Second Rounds (Brooklyn, N.Y.)
 + - NCAA EAST Regional (Boston, Mass.)

TONIGHT'S CONTEST

UConn All-Time at the NCAA Tournament: 67-32
UConn All-Time in the Sweet 16: 12-6
All-Time vs. San Diego State: 2-0, UConn

UConn heads East to Boston for a rematch of the 2023 National Title Game, taking on San Diego State in the Sweet 16 on Thursday night. The Huskies are playing in back-to-back Regional Semifinals for the first time since going to three-straight from 2002-04.

The Huskies won the BIG EAST regular season championship and are coming off a BIG EAST Tournament title, their 11th regular season title and eighth tournament crown.

The Huskies were honored by the BIG EAST with several year-end awards. Most notably, Dan Hurley was named BIG EAST Coach of the Year and Stephon Castle was named BIG EAST Freshman of the Year. Connecticut also saw Tristen Newton and Cam Spencer earn First Team All-BIG EAST honors and Hassan Diarra take home the league's Sixth Man Award, while Donovan Clingan was an All-Conference honorable mention.

Earlier this week, Dan Hurley was named a finalist for Naismith Coach of the Year.

BROADCAST INFORMATION

TELEVISION	RADIO	WAVZ 1300 AM (New Haven)
TBS	UConn Sports Network	WGCH 1490 AM (Greenwich)
PxP: Kevin Harlan	Mike Crispino (pbp)	WILI 1400 AM/95.3FM, (Willimantic)
Analysts: Dan Bonner; Stan Van Gundy	Wayne Norman (analyst)	WICH 1310 AM/94.5 FM (Norwich)
Reporter: Andy Katz	FOX Sports Radio 97-9	

HUSKY BITES

Coach Dan Hurley is in his sixth season as the 19th head coach in the history of UConn men's basketball and his 14th season overall as a Division I head coach. Hurley owns a collegiate coaching record of 288-163 (.639) in his 14 seasons -- two at Wagner College, six at the University of Rhode Island and six at UConn (137-58, .702).

UConn won the BIG EAST regular season title with an 18-2 league record, setting the conference record for league wins in a single-season. The Huskies followed that up with their eighth BIG EAST Tournament title, tied with Georgetown for most in league history.

The Huskies are looking to become the first program to repeat as national champions since Florida in 2006-07.

UP NEXT: Should the Huskies advance, they will face the winner of No. 3 Illinois and No. 2 Iowa State in the Elite Eight in Boston.

FOR MORE INFO ON UCONN BASKETBALL
PLEASE CONTACT: BOBBY MULLEN
Director of MBB Communications
 robert.mullen@uconn.edu
 Office: 860-486-3531; Mobile: 609-923-4463



UCONN INFORMATION

Location.....**Storrs, Conn.**
 Enrollment.....**27,721**
 Founded.....**1881**
 Interim President.....**Dr. Radenka Maric**
 Athletic Director.....**David Benedict**
 Conference.....**Big East**
 Home Courts....**Gampel Pavilion (10,299)**
 XL Center (15,684)
 Nickname.....**Huskies**
 Colors.....**National Flag Blue**
 (Navy) & White
 Website.....**uconnhuskies.com**
 Facebook.....**@UConnMBB**
 X/Twitter**@UConnMBB**

TEAM INFORMATION

2022-23 overall record.....**31-8**
 2022-23 BIG EAST record.....**13-7 (4th)**
 2023 BIG EAST Tournament.....**1-1**
 2023 NCAA Championship.....**6-0**

COACHING STAFF

Head Coach...**Dan Hurley (Seton Hall '96)**
 Record at school/years.....**137-58/6**
 Career record/years.....**288-163/14**
 Associate Head Coach.....
 Kimani Young (UTEP '98)
 Assistant Coaches.....
 Tom Moore (Boston U. '87)
 Luke Murray (Fairfield '07)
 Director of Basketball Administration...
 Paul Wettemann (UConn '18, UConn '20)
 Video and Scouting Coordinator.....
 Mathew Johnson (Tampa '17, UConn '22)
 Director of Player Development.....
 Mamadou Diarra (UConn '20, UConn '22)
 Director of Sports Performance...
 Gavin Roberts (Purdue '13, '15)
 Athletic Trainer..... **James Doran**
 (San Diego St. '98, Wyoming '00)

ATHLETIC COMMUNICATIONS

Directo of MBB Communications/
 Basketball Contact.....**Bobby Mullen**
 Email..... **robert.mullen@uconn.edu**
 Office phone.....**860-486-3531**
 Cell phone.....**609-923-4463**
 Secondary Contact.....**Bill Peterson**
 Email.....**william.peterson@uconn.edu**
 Cell phone.....**203-558-3215**

2023-24 UCONN BASKETBALL ROSTER

2023-24 Numerical Roster

#	Name	Yr.	Pos.	Ht.	Wt.	Hometown/Last School
1	Solomon Ball	Fr.	G	6-3	185	Leesburg, Va. / Brewster Academy
2	Tristen Newton	Gr.	G	6-5	195	El Paso, Texas / East Carolina
3	Jaylin Stewart	Fr.	F	6-7	205	Seattle, Wash. / Garfield HS
5	Stephon Castle	Fr.	G	6-6	215	Covington, Ga. / Newton HS
10	Hassan Diarra	Sr.	G	6-2	190	Queens, N.Y. / Texas A&M
11	Alex Karaban	R-So.	F	6-8	220	Southborough, Mass. / IMG Academy
12	Cam Spencer	Gr.	G	6-4	205	Davidsonville, Md. / Rutgers
20	Andrew Hurley	Sr.	G	6-1	170	Glastonbury, Conn. / East Catholic HS
23	Jayden Ross	Fr.	F	6-7	195	Bristow, Va. / Long Island Lutheran
24	Youssef Singare	Fr.	C	6-10	220	Bamako, Mali / Our Saviour Lutheran
32	Donovan Clingan	So.	C	7-2	280	Bristol, Conn. / Bristol Central HS
33	Apostolos Roumoglou	So.	G	6-8	215	Xanthi, Greece / Arion Xanthi
35	Samson Johnson	Jr.	F	6-10	225	Lome, Togo / The Patrick School
40	Andre Johnson Jr.	So.	G	6-4	170	Bristol, Conn. / South Kent School

2023-24 Alphabetical Roster

#	Name	Yr.	Pos.	Ht.	Wt.	Hometown/Last School
1	Solomon Ball	Fr.	G	6-3	185	Leesburg, Va. / Brewster Academy
5	Stephon Castle	Fr.	G	6-6	215	Covington, Ga. / Newton HS
32	Donovan Clingan	So.	C	7-2	280	Bristol, Conn. / Bristol Central HS
10	Hassan Diarra	Sr.	G	6-2	190	Queens, N.Y. / Texas A&M
20	Andrew Hurley	Sr.	G	6-1	170	Glastonbury, Conn. / East Catholic HS
40	Andre Johnson Jr.	So.	G	6-4	170	Bristol, Conn. / South Kent School
35	Samson Johnson	Jr.	F	6-10	225	Lome, Togo / The Patrick School
11	Alex Karaban	R-So.	F	6-8	220	Southborough, Mass. / IMG Academy
2	Tristen Newton	Gr.	G	6-5	195	El Paso, Texas / East Carolina
23	Jayden Ross	Fr.	F	6-7	195	Bristow, Va. / Long Island Lutheran
33	Apostolos Roumoglou	So.	G	6-8	215	Xanthi, Greece / Arion Xanthi
24	Youssef Singare	Fr.	C	6-10	220	Bamako, Mali / Our Saviour Lutheran
12	Cam Spencer	Gr.	G	6-4	205	Davidsonville, Md. / Rutgers
3	Jaylin Stewart	Fr.	F	6-7	205	Seattle, Wash. / Garfield HS

COACHING STAFF

Head Coach: Dan Hurley (Seton Hall '96), Sixth Season
 Record at school/years: 137-58 / 6; Career record/years: 288-163 / 14
Associate Head Coach: Kimani Young (UTEP '98)
Assistant Coach: Tom Moore (Boston University '87)
Assistant Coach: Luke Murray (Fairfield '07)

SUPPORT STAFF

Director of Basketball Administration: Paul Wettemann (UConn '18, UConn '20)
Athletic Trainer: James Doran (San Diego St. '98; Wyoming '00)
Director of Sports Performance: Gavin Roberts (Purdue '13, Purdue '15)
Video and Scouting Coordinator: Mathew Johnson (Tampa '17, UConn '22)
Director of Player Development: Mamadou Diarra (UConn '20, UConn '22)
Graduate Assistant: Andre Berry (Rhode Island '18)
Graduate Assistant: Rich Kelly (Quinnipiac '20, Boston College '21)
Graduate Assistant: Malik Martin (Rhode Island '23)
Program Assistant: Chris Mastrangelo (UConn '21, UConn '23)

Pronunciation Guide

Stephon Castle – steff-ON
 Hassan Diarra – ha-SAHN DEE-arra
 Apostolos Roumoglou -- ahh-POS-two-lus ROOM-ahh-glue
 Youssef Singare – YOU-sef SING-gar-aay



2023-24 UCONN BASKETBALL GAME NOTES

uconnhuskies.com • @UConnMBB

DAN HURLEY

Head Coach

6th year at UConn

The steady upward trajectory that the UConn men's basketball program had maintained during Dan Hurley's first four years as head coach took a monumental leap in 2023 as Hurley guided the Huskies to the fifth NCAA National Championship in program history.

With the winning culture and team identity Hurley had been installing firmly in place as the fifth season of the Dan Hurley Era at UConn began, the 2022-23 Huskies gave a foreshadowing of what was to come as they roared out of the starting gate, winning their first 14 games, including the championship of the prestigious Phil Knight Invitational. It was the third-best start in UConn history and vaulted the Huskies as high as No. 2 in the national polls.

As the season entered February, Hurley had the Huskies playing as well as they had in the opening weeks, even as the pressure of the looming postseason grew. UConn won 15 of its last 17 games, including the final six in the NCAA Tournament, all six by double digits.

UConn's final record of 31-8 – Hurley's first 30-win season – lifted the coach's 13-year career record to 255-160 (.614), his five-year UConn mark to 104-55 (.654), and his NCAA Tournament record to 8-4 (.667). Take away the records from his first season at each of his three head coaching jobs, during which he was essentially tasked with stopping the bleeding of a broken program, and that overall winning percentage jumps to an impressive .675.

Two of the Huskies, Adama Sanogo and Jordan Hawkins, were selected as First Team All-BIG EAST, upping Hurley's total at UConn to eight all-conference picks, to go with five all-freshman team selections, three all-conference tournament picks, as well as individual awards for Defensive Player of the year, Sixth Man of the year, and Most Improved Player of the year.

The national crown was the product of a rebuilding job that Hurley began when he took the reins of a struggling UConn program on March 22, 2018, as the 19th head coach in UConn history. The Huskies' winning percentage has improved in each season under Hurley.

Laying the foundation for the championship season, Hurley coached the 2021-22 Huskies to 23 overall wins (23-10), the third different program he has resurrected from a sub-.500 record to a 20-win season in four years or less. It was the most overall wins for a UConn team in six years and the most conference wins (13) for UConn in eight seasons.

Despite the most uncertain of seasons during the Covid-plagued season in 2020-21 that included stops and starts, shutdowns and restarts, cancellations, postponements and rescheduling, the program continued to move forward.

The Huskies had three lengthy shut-downs and 10 games either cancelled or postponed, but still they finished third in their first season back in the BIG EAST, cracked the Top 25, reach the BIG EAST Tournament semifinals and, perhaps most importantly, earned a berth in the NCAA Tournament for the first time in five years.

In 2019-20, the Huskies posted the program's first winning season (19-12), the most overall victories, and the most conference wins in four years and, when the season was abruptly stopped by the coronavirus pandemic, UConn was on a five-game winning streak to close the regular season and had major momentum heading into the American Athletic Conference Championship.

Although he was a national recruit coming out of St. Anthony High School and he put together an impressive college playing career at Seton Hall, it is as a coach that Hurley has made the basketball world take notice, as a program-builder and a positive guiding force for young men. While still a youthful coach in college basketball terms, Hurley has already taken charge of four struggling hoop programs – St. Benedict's Prep, Wagner College, the University of Rhode Island, and UConn -- and built them into competitors on the national stage.

Hurley is a product of one of the most well-known basketball families in the country, led by his father, Bob Sr., a Naismith Memorial Basketball Hall of Fame inductee following a legendary high school coaching career at powerhouse St. Anthony in Jersey City (N.J.) and including older brother Bobby, a college All-American and two-time National Champion player at Duke, who played for five years in the NBA, and is currently the head coach at Arizona State.

While following in those giant sneaker prints has understandably never been an easy task, Dan Hurley has always embraced the challenge and built himself an extremely impressive basketball resume in the process.

Hurley came to UConn following six years at Rhode Island, where he took a program that went 7-23 in the season before he arrived to a combined 51-18 mark and two NCAA Tournament appearances in his final two years, URI's first NCAA appearances in 18 years. In each year, Hurley guided the Rams to a first-round NCAA tourney victory. In his six seasons in Rhode Island, Hurley's teams were a combined 113-82 (.579).

Previous to his tenure in Kingston, Hurley spent two years at his first Division I head coaching job at Wagner College in the Northeast Conference. Taking over a program that had just five wins in 2009-10, Hurley immediately upped the win total to 13 in his first season of 2010-11 and nearly doubled that total to a 25-6 mark in 2011-12. His overall record in the Northeast Conference was 24-12.

Wagner was not Hurley's first college



DAN HURLEY COACHING FILE

1996-97	St. Anthony High School (Asst. Coach)	
1997-2001	Rutgers University (Asst. Coach)	
2001-2010	St. Benedict's Prep (Head Coach, 223-21)	
2010-11	Wagner College	13-17 (9-9 Northeast Conf.)
2011-12	Wagner College	25-6 (15-3 Northeast Conf.)
2012-13	Rhode Island	8-21 (3-13 Atlantic 10)
2013-14	Rhode Island	14-18 (5-11 Atlantic 10)
2014-15	Rhode Island	23-10 (13-5 Atlantic 10)
2015-16	Rhode Island	17-15 (9-9 Atlantic 10)
2016-17	Rhode Island	25-10 (13-5 Atlantic 10)
2017-18	Rhode Island	26-8 (15-3 Atlantic 10)
2018-19	UConn	16-17 (6-12 American)
2019-20	UConn	19-12 (10-8 American)
2020-21	UConn	15-8 (11-6 BIG EAST)
2021-22	UConn	23-10 (13-6 BIG EAST)
2022-23	UConn	31-8 (13-7 BIG EAST)
2023-24	UConn	33-3 (18-2 BIG EAST)

Totals Overall: 288-163 (.639)
At UConn: 137-58 (.702)
Conference: 153-99 (.603)
NCAA Record: 10-4
NIT Record: 1-1

basketball coaching experience. After graduating from Seton Hall in 1996 and spending a season as an assistant coach under his father at St. Anthony, he was hired as an assistant coach at Rutgers and remained there for four years. When Rutgers decided to change coaching staffs, Hurley opted to go back to the high school level and took over the basketball program at St. Benedict's Prep in Newark, N.J., in 2001.

It was at St. Benedict's, where he also taught history, that Hurley maintains he really learned his craft, building the program into a national prep school powerhouse. In nine seasons, Hurley compiled a sterling 223-21 record, with four Top Five finishes in the national rankings. He coached four McDonald's All-Americans as well as future NBA players J.R. Smith, Tristan Thompson, and Lance Thomas.

Following the 2009-10 season, Hurley was more than prepared to advance to the college level at Wagner.

Born (1/16/73) and raised in in Jersey City, Hurley was an outstanding high school player at St. Anthony, leading the team to a 31-1 record and a No. 2 national ranking as a senior. At Seton Hall, he played under head coaches P.J. Carlesimo and George Blaney, amassing career totals of 1,070 points and 437 assists and helped the Pirates to three NCAA Tournament appearances and an NIT berth during his career. Following his graduation in 1996, Hurley went directly into coaching, joining his father at St. Anthony for one year before heading into the college ranks at Rutgers.

Dan and wife Andrea, who met while both were attending Seton Hall, are the parents of two sons, Danny, also a Seton Hall graduate, and Andrew, a senior at UConn.



2023-24 UCONN BASKETBALL GAME NOTES

uconnhuskies.com • @UConnMBB

TOURNAMENT TIME: Connecticut is playing in the NCAA Tournament for the 37th time in 2024. The defending national champions have won the title five times: 1999, 2004, 2011, 2014 and 2023. The Huskies are 67-32 all-time in the NCAA Tournament. They have advanced to the Final Four six times, the Elite Eight 12 times and the Sweet Sixteen 19 times.

WE'RE NUMBER ONE: For the first time in program history, UConn was selected as the No. 1 Overall Seed in the NCAA Tournament. UConn has played as a 1-seed five other times: 1990, 1996, 1999, 2006 and 2009.

WE ARE THE CHAMPIONS: The Huskies went 18-2 in BIG EAST play this season, claiming their first outright league title since 1999 and the first overall regular season conference crown since 2006. Connecticut previously won BIG EAST regular season crowns in 1990, 1994, 1995, 1996, 1998, 1999, 2002, 2003, 2005 and 2006.

The Huskies had one of the most successful BIG EAST regular seasons in conference history, winning 18 league games and breaking the league record of 17 wins achieved by 1995-96 UConn, 2011-12 Syracuse and 2022-23 Marquette.

UConn followed that up by winning its eighth BIG EAST Tournament title. The Huskies moved into a tie with Georgetown for most conference tournament titles in league history.

BIG EAST HONORS: The Huskies received a slew of accolades from the BIG EAST coaches in the year-end annual awards.

Tristen Newton, Cam Spencer - All-BIG EAST First Team

Stephon Castle - BIG EAST Freshman of the Year, All-Freshman Team

Hassan Diarra - BIG EAST Sixth Man Award

Donovan Clingan - BIG EAST Honorable Mention All-Conference

Dan Hurley - BIG EAST Coach of the Year

Castle is the sixth Husky to earn BIG EAST Freshman of the Year and first since Rudy Gay in 2004-05. Hurley becomes the second man to win BIG EAST Coach of the Year in UConn history and first since Jim Calhoun earned his fourth honor in 1997-98. Diarra is the second Husky to win the Sixth Man Award, joining Tyler Polley in 2020-21.

The Huskies have now placed two members on the BIG EAST All-Conference First Team in three-straight seasons.

TOP DOGS: With its ascent to No. 1 in the AP Top 25 on Jan. 15, UConn has now held the No. 1 spot in the national rankings 10 times and 34 weeks across seven seasons in school history. Connecticut held the top spot for six-straight weeks, the longest run atop the polls for any team this season. The Huskies have played 61 games in their history as the No. 1 team in the nation, compiling a 51-10 record in those contests. UConn will play the entirety of the NCAA Tournament in the No. 1 spot, returning to the top of the polls

LAST TIME OUT: Connecticut was last in action on Sunday in the Second Round of the NCAA Tournament, taking a wire-to-wire victory over Northwestern by a score of 75-58. Donovan Clingan and Tristen Newton both posted double-doubles in the win, with Clingan going for 14 points, 14 rebounds and a career-high eight blocks while Newton scored a game-high 20 points and dished out 10 assists. Cam Spencer also finished in double-figures with 11 points and added four rebounds and four assists. The Huskies held Northwestern to 37.3 percent shooting from the floor and limited NU All-American Boo Buie to a 2-15 shooting day.

FIRST TEAM ALL-AMERICA: Tristen Newton was named a First Team All-American by the Associated Press on March 19. He becomes the 12th All-American to be recognized in program history. Newton is the seventh AP First Team All-American selection in UConn history, joining: Donyell Marshall (1994), Ray Allen (1996), Rip Hamilton (1999), Emeka Okafor (2004), Kemba Walker (2011) and Shabazz Napier (2014).

NATIONAL COACH OF THE YEAR: Head coach **Dan Hurley** has been named one of four finalists for the Werner Ladder Naismith Men's College Coach of the Year. He is joined as a finalist by Kelvin Sampson (Houston), Lamont Paris (South Carolina) and T.J. Otzelberger (Iowa State).

CLEAN SHEET AT HOME: Connecticut finished a perfect 16-0 at home this season, going 8-0 at both Gampel and XL. The Huskies have six perfect home seasons since such records were kept: 2023-24, 2005-06, 1997-98, 1995-96, 1993-94 and 1953-54.

MR. TRIPLE-DOUBLE: With a triple-double against Manhattan on Nov. 24, **Tristen Newton** officially became UConn's triple-double king. He followed that up with his second triple-double of the season against Villanova on Feb. 24. **Newton's four career triple-doubles are the most of any active player in Division-I and the most for a power conference player since Shaquille O'Neal had six for LSU from 1989-92.** Newton currently leads the Huskies in scoring, is second in rebounding and first in assists. **Newton is the only active NCAA player who has eclipsed the career milestones of 1,900 points, 700 rebounds and 700 assists.**

BIG EAST PLAY: In 37 full seasons of **BIG EAST Conference** play, UConn has compiled a 379-255 record (.598) in regular-season play, 219-98 at home and 160-157 on the road. The Huskies also have a 42-29 record in the BIG EAST Tournament. They have won 11 regular-season titles and won a league-record eight BIG EAST Tournament titles.

Dan Hurley is 55-21 (.724) in regular season BIG EAST play since the Huskies returned for the 2020-21 season. He won his 50th league game at DePaul on Feb. 14 in his 70th league game, making him the second-fastest coach in BIG EAST history to reach 50 league wins, tied with Rollie Massimino and behind only John Thompson, Jr. (67 games).

UConn won seven BIG EAST games this year by at least 20 points. That is the most such wins in conference play in the history of the BIG EAST, topping the previous mark of six 20-point wins by Villanova in 1994-95 and 2017-18.

WE LOVE JANUARY AGAIN: The Huskies finished the month of January with an 8-0 record, a year after stumbling to a 3-5 record in the first month on the calendar. It was the first perfect January for Connecticut since 2009. UConn also had perfect Januarys during the BIG EAST era in 1999, 1996, and 1994.

KING OF THE CASTLE: UConn freshman **Stephon Castle** was named BIG EAST Freshman of the Year after winning BIG EAST Freshman of the Week a BIG EAST-record 11 times this season. With those 11 laurels, he broke the previous conference record of 10 held by Carmelo Anthony (02-03). The freshman averages 10.8 points, 4.4 rebounds and 2.9 assists per game, leading all conference freshmen in each category. He is one of four power conference freshmen in the country with at least 300 points, 125 rebounds and 85 assists this season.

SPENCER GIFTS: Grad transfer **Cam Spencer** is a career 41.7 percent 3-point shooter, good for top-15 among all active players in Division-I. This year has been Spencer's most efficient career season from 3-point range as he boasts a 44.0 percent mark from downtown, **fifth nationally.** Spencer also ranks first in the BIG EAST and is eighth in America with a 3.45 assist/turnover ratio.



2023-24 UCONN BASKETBALL GAME NOTES

uconnhuskies.com • @UConnMBB

THE STREAK(S): UConn's 7-0 start to this season ran its winning streak against non-conference opponents to 24 - with each win coming by double-figures. That was the longest such streak in NCAA history. The previous record was held by North Carolina Tar Heels of 2008-09, who held the record with 23-straight wins against non-conference foes by double-digits.

The Huskies reeled off a 14-game winning streak in BIG EAST play from Dec. 23 to Feb. 17. The last time a BIG EAST team accomplished a double-digit winning streak in league play was Villanova in 2019, and the streak is tied for the longest in a single season since UConn won 14 in a row in 1996. The last time UConn had a double-digit BIG EAST winning streak was in the 2008-09 season.

UConn has now won eight-straight NCAA Tournament games by double-digits, the second team to do so in March Madness history. The record is nine, held by Michigan State in 2000-01. UConn's eight-game NCAA Tournament winning streak is the longest in program history.

RECORD-SETTING DAY: Against Xavier on Jan. 28, UConn tied a program record with 17 made 3-pointers. The Huskies also tied an NCAA record with 10 different players making a triple. The feat has been accomplished several times since 2005-06, but no team has ever had 11 players make a 3-point shot, per Elias.

EFFICIENT OFFENSE: UConn's offense has been dominant this season, with the Huskies averaging over 81 points per game. The Huskies are top-15 in the nation in field goal percentage, scoring margin, effective field goal percentage, assist/turnover ratio, assists per game and are top-30 in scoring offense. They lead the BIG EAST in each of those major offensive categories. **Per Kenpom, UConn boasts the No. 2 offense in America.**

SOPHOMORE JUMPS: Sophomores **Donovan Clingan** and **Alex Karaban** have increased roles this season and have shown marked improvement.

Clingan

	Points	Rebounds	FG%	Minutes
2022-23	6.9	5.6	65.5	13.1
2023-24	12.8	7.4	64.8	22.0

Karaban

	Points	Rebounds	FG%	Minutes
2022-23	9.3	4.5	47.6	28.9
2023-24	13.9	4.9	50.1	31.3

PUTTING THE CLAMPS ON: UConn has held opponents to 64.4 points per game, best in the BIG EAST and top-15 nationally. The Huskies have limited opponents to a 39.6 field goal percentage, also first in the league and top-10 in the country. Part of the defensive success has been dominance on the glass, as the Huskies rank 7th in the NCAA with a +8.7 rebounding margin, best in the BIG EAST. The Huskies also rank second in the conference and top-10 nationally with 5.4 blocked shots per game.

SELECT COMPANY: UConn's five **NCAA titles** ties the Huskies with Duke and Indiana among Division I programs. Only UCLA (11), Kentucky (8) and North Carolina (6) have more titles. All five of UConn's crowns have been accomplished within the last 25 years - giving the Huskies the most in that span.

PLAYER OF THE YEAR WATCH: **Tristen Newton** was recently named to the **Wooden Award** National Ballot, the **Naismith Player of the Year** Midseason Watch List and the **Oscar Robertson Award** / USBWA All-America Midseason Top 40. Newton is also a top-five finalist for the Bob Cousy Award.

HUSKIES IN THE NBA: With the 2023-24 NBA season underway, the campaign began with seven former Huskies on Opening Night rosters. The trio of **Jordan Hawkins** (Pelicans), **Andre Jackson Jr.** (Bucks) and **Adama Sanogo** (Bulls) gave UConn three from the same class debuting in the NBA for the first time since 2006. Other Huskies on NBA rosters to start the year were **James Bouknight** (Hornets), **Andre Drummond** (Bulls), **Rudy Gay** (Warriors) and **Jeremy Lamb** (Kings).

TOURNAMENT TESTED: The 2023 Saatva Empire Classic marked the 19th consecutive season that **UConn** has participated in a November MTE (multiple-team event). The 2023 Empire Classic title means the Huskies have emerged as champions in seven of those tournaments. In all, UConn has played a combined 58 games in those MTEs and owns a record of 44-14 (.759). UConn Coach **Dan Hurley** is 13-3 (.813) in MTE games since taking over the program in 2018.

TAKE A CHARGE: UConn has drawn 20 charges so far this year. **Tristen Newton** has drawn eight, **Hassan Diarra** has drawn five, **Jaylin Stewart** has three, **Cam Spencer** and **Stephon Castle** each have two.

DUNKIN HUSKIES: As a team, **UConn** has compiled 150 dunks during the 2023-24 season. Leading the dunk brigade is **Samson Johnson** with 69, while **Donovan Clingan** has 38. **Stephon Castle** has 16, **Alex Karaban** has notched 13, **Jaylin Stewart** has five and **Solomon Ball** and **Tristen Newton** each have three. **Apostolos Roumoglou** and **Jayden Ross** have both added one.

GRAND MASTERS, THEN SOME: UConn has two **1,500-point** career scorers on its roster in 2023-24. Grad student **Tristen Newton**, who spent his first three seasons at East Carolina and last year at UConn, has 1,959 career points. Fellow grad student **Cam Spencer** also plays his final season of eligibility over the 1,500 mark, with 1,815 career points in prior stops at Loyola (Md.) and Rutgers before this season. Newton and Spencer are one of eight pairs of teammates nationally who have both eclipsed 1,800 career points.

NON-CONFERENCE SUCCESS: UConn's 10-1 run through the regular season non-conference slate combined with last season's 11-0 record gives **UConn a 21-1 record (.954 winning percentage) the last two seasons. That is the best two-year run in regular season non-conference play in program history**, narrowly edging the 1997-98 and 1998-99 seasons when UConn went 20-1 (.952).

REGULAR SEASON RECORD: The Huskies set the mark for most regular season wins in program history with 28. The previous record of 27 was achieved in 1995-96, 2005-06 and 2008-09.

30/30 CLUB: UConn has now won 30 games in back-to-back seasons. The only other time that was achieved in program history was in the 1997-98 and 1998-99 seasons. UConn's 64 wins over the last two years are second-most in a two-year span only behind the aforementioned 1997-99 run, a stretch in which Connecticut won 66 games.

The Huskies are also on the cusp of tying the program-record for wins in a season, held by the 1998-99 team winning 34.



2023-24 UCONN BASKETBALL GAME NOTES

uconnhuskies.com • @UConnMBB

MISCELLANEOUS STATISTICS

UConn regular-season winning percentage under Dan Hurley:

2018-19 --- 15-16 --- .484
 2019-20 --- 19-12 --- .613
 2020-21 --- 14-6 --- .700
 2021-22 --- 22-8 --- .733
 2022-23 --- 24-7 --- .774
 2023-24 --- 28-3 --- .903

2023-24 regular season stats:

Largest margin of victory:

43 (95-52) vs. Northern Arizona (11/6/23), 43 (99-56) vs. Xavier (1/28/24)

Largest margin of defeat:

19 (85-66) at #15 Creighton (2/20/24)

Largest halftime lead:

33 (52-19) vs. Stetson (3/22/24)

Largest halftime lead in loss:

N/A

Largest halftime deficit:

14 (43-29) at #15 Creighton (2/20/24)

Largest halftime deficit in win:

7 (42-35) at Butler (1/5/24)

Largest overall lead:

44 vs. Stonehill (11/11/23) and vs. Xavier (1/28/24)

Largest overall deficit:

23 (69-46) at #15 Creighton (2/20/24)

Largest lead in a loss:

10 (20-10) at Seton Hall (12/20/23)

Largest deficit overcome in win:

13 (15-2) at Providence (3/9/24)

UConn's record when...

Leading at the half -- 30-0

Trailing at the half -- 3-3

Tied at the half -- 0-0

UConn scores 80+ -- 20-0

UConn scores 70-79 -- 10-0

UConn scores 60-69 -- 3-3

UConn scores 50-59 -- 0-0

UConn outrebounds foe -- 28-3

Foe outrebounds UConn -- 3-0

Rebounds are tied -- 2-0

UConn shoots 50.0+ pct. -- 19-0

UConn shoots 40-50 pct. -- 13-2

UConn shoots under 40 pct. -- 1-1

Foe shoots 50+ pct. -- 0-3

Foe shoots 40-50 pct. -- 10-0

Foe shoots under 40 pct. -- 23-0

UConn shoots over 70 pct. from free throw line -- 23-2

UConn shoots 60-70 pct. from free throw line -- 5-0

UConn shoots 50-60 pct. from free throw line -- 5-1

UConn shoots below 50 percent from free throw line -- 0-0

Bench scores 20+ -- 13-0

Bench scores under 20 -- 20-3

In blue -- 11-2

In home white -- 11-0

In black -- 0-1

In throwback white -- 11-0

Off a win -- 30-3

Off a loss -- 3-0

At home -- 16-0

On the road -- 8-3

At a neutral site -- 9-0

BIG EAST CONFERENCE

2023-24 Standings (as of March 25)

	BIG EAST		Overall	
	W-L	PCT	W-L	PCT
UConn	18-2	.900	33-3	.917
Marquette	14-6	.700	27-9	.750
Creighton	14-6	.700	25-9	.735
Seton Hall	13-7	.650	22-12	.647
St. John's	11-9	.550	20-13	.606
Providence	10-10	.500	21-14	.600
Villanova	10-10	.500	18-16	.529
Butler	9-11	.450	18-15	.545
Xavier	9-11	.450	16-18	.471
Georgetown	2-18	.100	9-23	.281
DePaul	0-20	.000	3-29	.094

UCONN IN THE BIG EAST (through games of 3/24/24)

	All games		Conference games only	
	Individual		Individual	
Scoring				
Newton	13th	15.3	17th	14.3
Spencer	17th	14.4	18th	14.2
			21st	13.7
Rebounding			27th	11.8
Clingan	7th	7.4	Clingan	29th
Newton	11th	6.8		
Offensive Rebounds				
Clingan	7th	2.5		
Defensive rebounds				
Newton	4th	5.5		
Clingan	10th	4.9		
FG Pct.				
Clingan	2nd	64.8		
Karaban	7th	50.1		
FT Pct.				
Newton	9th	80.6		
3-PT. Pct.				
Spencer	1st	44.0		
3-PT. Made				
Spencer	4th	2.6		
Karaban	10th	2.1		
Assists				
Newton	2nd	6.2		
Spencer	12th	3.6		
Blocked shots				
Clingan	2nd	2.4		
S. Johnson	13th	0.9		
Assist/Turnover Ratio				
Spencer	1st	3.45		
Newton	5th	2.42		
Team				
Scoring	1st	81.6		
Scoring Margin	1st	17.7		
FG Pct.	1st	49.8		
3-Pt. Pct.	2nd	36.1		
3-Pt. Made	4th	8.6		
Scoring Def.	1st	63.9		
FT Pct.	6th	74.2		
FG Pct. Def.	1st	39.5		
3-Pt. Pct. Def.	1st	31.3		
Off. Reb.	5th	11.5		
Def. Reb.	2nd	27.0		
Reb. Margin	1st	+8.4		
Assists	1st	18.7		
Steals	6th	6.2		
Blocks	2nd	5.4		
TO Margin	4th	+1.0		
Ast/TO Ratio	1st	1.91		
Team				
Scoring	3rd	78.2		
Scoring Margin	1st	+13.8		
FG Pct.	3rd	48.0		
3-Pt. Pct.	1st	38.2		
3-Pt. Made	4th	8.90		
Scoring Def.	1st	64.4		
FT Pct.	7th	75.0		
FG Pct. Def.	1st	39.9		
3-Pt. Pct. Def.	1st	29.3		
Off. Reb.	5th	11.9		
Def. Reb.	2nd	25.8		
Reb. Margin	1st	+6.9		
Assists	1st	17.6		
Steals	6th	6.5		
Blocks	2nd	5.2		
TO Margin	4th	+0.45		
Ast/TO Ratio	1st	1.8		



2023-24 UCONN BASKETBALL GAME NOTES

uconnhuskies.com • @UConnMBB

NATIONAL POLLS

ASSOCIATED PRESS TOP 25

Week 19 (March 18)

	Team	Record	Pts	Last
1	UConn (61)	31-3	1549	2
2	Houston (1)	30-4	1460	1
3	Purdue	29-4	1436	3
4	Iowa State	27-7	1342	7
5	North Carolina	27-7	1325	4
6	Tennessee	24-8	1158	5
7	Auburn	27-7	1096	12
8	Marquette	25-9	1082	10
9	Arizona	25-8	1080	6
10	Illinois	26-8	1040	13
11	Creighton	23-9	920	8
12	Kentucky	23-9	866	9
13	Duke	24-8	834	11
14	Baylor	23-10	806	14
15	Saint Mary's (CA)	26-7	568	21
16	South Carolina	26-7	527	15
17	Kansas	22-10	445	16
18	Gonzaga	25-7	413	17
19	Alabama	21-11	380	19
20	Utah State	27-6	346	18
21	BYU	23-10	310	20
22	Texas Tech	23-10	205	25
23	Wisconsin	22-13	175	23
24	San Diego State	24-10	158	24
25	Washington State	24-9	138	22

Others receiving votes: New Mexico 134, Florida 120, Nevada 51, NC State 36, James Madison 31, Dayton 27, Drake 26, Oregon 12, Colorado 10, Nebraska 7, Texas 7, Boise St. 6, McNeese St. 6, Clemson 5, Mississippi St. 5, South Florida 3, Colorado St. 3, FAU 2.

USA TODAY COACHES POLL

Week 19 (March 18)

	Team	Record	Pts	Last
1	UConn	31-3	800	2
2	Houston	30-4	752	1
3	Purdue	29-4	740	3
4	Iowa State	27-7	697	8
5	North Carolina	27-7	672	4
6	Tennessee	24-8	595	5
7	Auburn	27-7	573	12
8	Marquette	25-9	560	10
9	Arizona	25-8	544	7
10	Illinois	26-8	508	14
11	Creighton	23-9	506	6
12	Kentucky	23-9	415	9
13	Baylor	23-10	411	13
14	Duke	24-8	400	11
15	Saint Mary's	26-7	297	20
16	Gonzaga	25-7	220	15
17	South Carolina	26-7	218	16
18	Alabama	21-11	197	19
19	Utah State	27-6	193	18
20	Kansas	22-10	188	17
21	BYU	23-10	182	21
22	Texas Tech	23-10	134	23
23	Florida	24-11	130	NR
24	Wisconsin	22-13	110	NR
25	San Diego State	24-10	74	NR

Others receiving votes: New Mexico 68; Washington State 63; James Madison 30; Dayton 30; Nevada 29; Drake 29; Nebraska 12; North Carolina State 11; Colorado 4; Indiana State 2; Boise State 2; Pittsburgh 1; Michigan State 1; McNeese State 1; Grand Canyon 1;

UConn's 2023-24 opponents in **boldface** type.

THE LAST TIME ...

Team

100 Points by a Team

By UConn 101 vs. UAPB (12/9/23)
By Opponent 109 vs. Auburn (2ot), 11/24/21

90 Points by a Team

By UConn 91 vs. Stetson #, 3/22/24
By Opponent 90 at Seton Hall (ot), 1/8/22

40-plus Point Win

By UConn 99-56 vs. Xavier (1/28/24)
By Opponent 101-61 at Syracuse, 11/30/77

30-plus Point Win

By UConn 91-52 vs. Stetson #, 3/22/24
By Opponent 84-45 vs. Houston, 3/15/19

20-plus Point Win

By UConn 91-52 vs. Stetson #, 3/22/24
By Opponent 81-58 vs. Villanova (MSG), 12/22/18

60-Percent Shooting by a Team

By UConn .611 at Georgetown, 2/10/24
By Opponent .600 vs. Arkansas, 11/26/17

Single Overtime Game

UConn Win 86-78 vs. St. John's (GP), 1/12/22
UConn Loss 87-90 at Seton Hall, 1/8/22

Multi-Overtime Game

UConn Win 115-109 vs. Auburn (N), 11/24/21 (2ot)
UConn Loss 89-93 at Temple, 2/20/20 (2ot)

10 Three-Point Field Goals Made

By UConn 13 at #8 Marquette (3/6/24)
By Opponent 14 at #15 Creighton (2/20/24)

10 Blocks

By UConn 10 vs. Northern Arizona (GP), 11/6/23
By Opponent 11 vs. Cincinnati (GP), 2/9/20

15 Blocks

By UConn 15 vs. Maine, 11/13/15

10 Steals

By UConn 10 vs. New Hampshire (11/27/23)

60 Rebounds

By UConn 76 vs. Syracuse, 3/12/09 (6OT)*

Individual

40 Points by a Player

40, James Bouknight vs. Creighton, 12/20/20

30 Points by a Player

31, Tristen Newton vs. #5 Kansas, 12/1/23

20 Rebounds by a Player

21, Alex Oriakhi at Texas, 1/8/11

15 Rebounds by a Player

16, Tristen Newton vs. Villanova (2/24/24)

Two Players with 20 Points

vs. St. John's (3/15/24) *
Tristen Newton 25, Cam Spencer 20

Three Players with 20 Points

at DePaul (1/31/23)
Jordan Hawkins 26, Adama Sanogo 25, Tristen Newton 21

Two Players with 10 Rebounds

vs. San Diego St. (NCAA), (4/3/23)
Adama Sanogo 10, Tristen Newton 10

15 Field Goals Made

15, Kemba Walker vs. Vermont, 11/17/10

10 Free Throws Made

14, Tristen Newton vs. Buffalo (XL), 11/15/22

10 Assists by a Player

10, Tristen Newton vs. Marquette*, 3/16/24

15 Assists by a Player

16, Marcus Williams vs. Notre Dame, 1/30/05

5 Steals by a Player

5, Tristen Newton vs. Stonehill, 11/11/23

5 Blocks by a Player

8, Donovan Clingan vs. Northwestern#, 3/24/24

10 Blocks by a Player

10, Hasheem Thabeet vs. PC, 1/31/09

5 Three-Point FGM by a Player

5, Cam Spencer and Alex Karaban, at #8 Marquette (3/6/24)

Single Player with a Double-Double

Tristen Newton
20p-10a vs. Northwestern#, 3/24/24
Donovan Clingan
14p-14r vs. Northwestern#, 3/24/24

Consecutive Double-Doubles by a Player

Tristen Newton (3 consecutive)
27p-12r at #15 Creighton, 2/20/24
10p-16r-10a vs. Villanova, 2/24/24
17p-10a vs. Seton Hall, 3/3/24

Triple Double by a Player

Tristen Newton
10p-16r-10a vs. Villanova (2/24/24)

Two Players with a Double-Double

75-58 win, vs. Northwestern#, 3/24/24
Tristen Newton 20p-10a, Donovan Clingan 14p-14r

Six Players in Double Figures

Win, 87-60 vs. Xavier * (3/14/24) -- Donovan Clingan 13, Tristen Newton 13, Alex Karaban 12, Cam Spencer 12, Samson Johnson 12, Stephon Castle 10

Five Players in Double Figures

Win, 91-52 vs. Stetson# (3/22/24) -- Donovan Clingan 19, Cam Spencer 15, Stephon Castle 14, Alex Karaban 14, Tristen Newton 13

#-NCAA Championship; @-AAC Championship; \$-NIT; *-Big East Championship

UConn 2023-24 STARTING LINEUPS

Castle, Clingan, Karaban, Newton, Spencer (17-1)
Ball, Clingan, Karaban, Newton, Spencer (8-2)
Castle, S. Johnson, Karaban, Newton, Spencer (7-0)
Castle, Clingan, Diarra, Newton, Spencer (1-0)



2023-24 UCONN BASKETBALL GAME NOTES

uconnhuskies.com • @UConnMBB

Times led team in scoring

Alex Karaban	9
Tristen Newton	11
Cam Spencer	8
Donovan Clingan	6
Samson Johnson	1
Stephon Castle	2

Times led team in rebounding

Donovan Clingan	13
Stephon Castle	5
Tristen Newton	16
Samson Johnson	1
Alex Karaban	4
Cam Spencer	3

Times led team in assists

Cam Spencer	11
Tristen Newton	28
Hassan Diarra	4
Donovan Clingan	2
Alex Karaban	1
Stephon Castle	2

Double-figure Scoring games

Stephon Castle	16
Alex Karaban	25
Donovan Clingan	20
Samson Johnson	6
Cam Spencer	29
Tristen Newton	30
Solomon Ball	3
Hassan Diarra	5
Jaylin Stewart	1

20+ Point Games

Alex Karaban	8
Tristen Newton	8
Cam Spencer	8
Donovan Clingan	2
Stephon Castle	3

30+ Point Games

Tristen Newton	1
----------------	---

10+ Rebound Games

Tristen Newton	6
Donovan Clingan	6

10+ Assist Games

Tristen Newton	6
----------------	---

Double-Doubles

Tristen Newton	
23p, 11r vs. Indiana (11/19/23)	
15p, 13a, 10r vs. Manhattan (11/24/23)	
17p, 10r vs. New Hampshire (11/27/23)	
16p, 11a at Xavier (1/10/24)	
16p, 11r vs. Providence (1/31/24)	
18p, 10r vs. St. John's (2/3/24)	
27p, 12r vs. #15 Creighton (2/20/24)	
10p, 16r, 10a vs. Villanova (2/24/24)	
17p, 10a vs. Seton Hall (3/3/24)	
13p, 10a vs. #10 Marquette (3/16/24)	
20p, 10a vs. Northwestern (3/24/24)	

Donovan Clingan	
18p, 14r vs. Butler (2/6/24)	
17p, 10r vs. #4 Marquette (2/17/24)	
19p, 11r vs. Seton Hall (3/3/24)	
22p, 16r vs. #10 Marquette (3/16/24)	
14p, 14r vs. Northwestern (3/24/24)	

Triple-Doubles

Tristen Newton	
15p, 13a, 10r vs. Manhattan (11/24/23)	
10p, 16r, 10a vs. Villanova (2/24/24)	

BIG EAST Freshman of the Week

Stephon Castle	Nov. 13, Dec. 27, Jan. 8, Jan. 15, Jan. 29, Feb. 5, Feb. 12, Feb. 19, Feb. 26, March 3, March 10
Solomon Ball	Dec. 11

BIG EAST Weekly Honor Roll

Alex Karaban	Nov. 13, Dec. 11, Jan. 8, Jan. 15, March 10
Tristen Newton	Nov. 20, Nov. 27, Dec. 4, Feb. 5, Feb. 26
Donovan Clingan	Dec. 18, Jan. 29, March 3
Cam Spencer	Feb. 12, Feb. 19

BIG EAST Player of the Week

Tristen Newton	Jan. 22
----------------	---------

All-BIG EAST First Team

Tristen Newton
Cam Spencer

All-BIG EAST Honorable Mention

Donovan Clingan

BIG EAST All-Freshman Team

Stephon Castle

BIG EAST Freshman of the Year

Stephon Castle

BIG EAST Sixth Man Award

Hassan Diarra

BIG EAST Coach of the Year

Dan Hurley

Dave Gavitt BIG EAST Tournament Most Outstanding Player

Tristen Newton

BIG EAST Tournament All-Tournament Team

Donovan Clingan



ALL-TIME NATIONAL POSTSEASON TOURNAMENT RESULTS

Year	Coach	Record	Opponent--Date	Site	Result
1950-51--NCAA	Hugh Greer	22-4	St. John's-- 3/20/51	New York, NY	L, 52-63
1953-54--NCAA	Hugh Greer	23-3	Navy-- 3/8/54	Buffalo, NY	L, 80-85
1954-55-- NIT	Hugh Greer	20-5	St. Louis-- 3/12/55	New York, NY	L, 103-110
1955-56--NCAA (Sweet 16)	Hugh Greer	17-11	Manhattan-- 3/13/56	New York, NY	W, 84-75
			Temple-- 3/16/56	Philadelphia, PA	L, 59-65
			Dartmouth-- 3/17/56	Philadelphia, PA	L, 64-85
1956-57--NCAA	Hugh Greer	17-8	Syracuse-- 3/12/57	New York, NY	L, 76-82
1957-58--NCAA	Hugh Greer	17-10	Dartmouth-- 3/11/58	New York, NY	L, 64-75
1958-59--NCAA	Hugh Greer	17-7	Boston University-- 3/10/59	New York, NY	L, 58-60
1959-60--NCAA	Hugh Greer	17-9	New York University-- 3/8/60	New York, NY	L, 59-78
1962-63--NCAA	Hugh Greer/George Wigton	18-7	West Virginia-- 3/11/63	Philadelphia, PA	L, 71-77
1963-64--NCAA (Elite Eight)	Fred Shabel	16-11	Temple-- 3/9/64	Philadelphia, PA	W, 53-48
			Princeton-- 3/14/64	Raleigh, NC	W, 52-50
			Duke-- 3/16/64	Raleigh, NC	L, 54-101
1964-65--NCAA	Fred Shabel	23-3	St. Joseph's-- 3/8/65	Philadelphia, PA	L, 61-67
1966-67--NCAA	Fred Shabel	17-7	Boston College-- 3/11/67	Kingston, RI	L, 42-48
1973-74-- NIT (NIT Quarterfinals)	Dee Rowe	19-8	St. John's -- 3/17/74	New York, NY	W, 82-70
			Boston College-- 3/21/74	New York, NY	L, 75-76
1974-75-- NIT	Dee Rowe	18-10	South Carolina-- 3/16/75	New York, NY	L, 61-71
1975-76--NCAA (Sweet 16)	Dee Rowe	19-10	Hofstra-- 3/13/76	Providence, RI	W, 80-78 (ot)
			Rutgers-- 3/18/76	Greensboro, NC	L, 79-93
1978-79--NCAA	Dom Perno	21-8	Syracuse-- 3/10/79	Providence, RI	L, 81-89
1979-80-- NIT	Dom Perno	20-9	St. Peter's-- 3/5/80	Storrs, CT	L, 56-71
1980-81-- NIT	Dom Perno	20-9	South Florida-- 3/12/81	Tampa, FL	W, 65-55
			Minnesota-- 3/16/81	Hartford, CT	L, 66-84
1981-82-- NIT	Dom Perno	17-11	Dayton-- 3/10/82	Dayton, OH	L, 75-76 (ot)
1987-88-- NIT (NIT Champions)	Jim Calhoun	20-14	West Virginia-- 3/17/88	Morgantown, WV	W, 62-57 (ot)
			Louisiana Tech-- 3/21/88	Hartford, CT	W, 65-59
			Virginia Commonwealth-- 3/25/88	Storrs, CT	W, 72-61
			Boston College-- 3/29/88	New York, NY	W, 73-67
			Ohio State-- 3/30/88	New York, NY	W, 72-67
1988-89-- NIT (NIT Quarterfinals)	Jim Calhoun	18-13	UNC Charlotte-- 3/15/89	Charlotte, NC	W, 67-62
			California-- 3/20/89	Hartford, CT	W, 73-72
			Ala.-Birmingham-- 3/22/89	Storrs, CT	L, 79-85
1989-90--NCAA (Elite Eight)	Jim Calhoun	31-6	Boston University-- 3/15/90	Hartford, CT	W, 76-52
			California-- 3/17/90	Hartford, CT	W, 74-54
			Clemson-- 3/22/90	East Rutherford, NJ	W, 71-70
			Duke-- 3/24/90	East Rutherford, NJ	L, 78-79 (ot)
1990-91--NCAA (Sweet 16)	Jim Calhoun	20-11	Louisiana State-- 3/14/91	Minneapolis, MN	W, 79-62
			Xavier-- 3/16/91	Minneapolis, MN	W, 66-50
			Duke-- 3/22/91	Pontiac, MI	L, 81-67
1991-92--NCAA	Jim Calhoun	20-10	Nebraska-- 3/19/92	Cincinnati, OH	W, 86-65
			Ohio State-- 3/21/92	Cincinnati, OH	L, 55-78
1992-93-- NIT	Jim Calhoun	15-13	Jackson State-- 3/19/93	Storrs, CT	L, 88-90 (ot)
1993-94--NCAA (Sweet 16)	Jim Calhoun	29-5	Rider-- 3/17/94	Uniondale, NY	W, 64-46
			George Washington-- 3/19/94	Uniondale, NY	W, 75-63
			Florida-- 3/25/94	Miami, FL	L, 60-69 (ot)
1994-95--NCAA (Elite Eight)	Jim Calhoun	28-5	Tenn.-Chattanooga-- 3/16/95	Salt Lake City, UT	W, 100-71
			Cincinnati-- 3/18/95	Salt Lake City, UT	W, 96-91
			Maryland-- 3/23/95	Oakland, CA	W, 99-89
			UCLA-- 3/25/95	Oakland, CA	L, 96-102
*1995-96--NCAA (Sweet 16)	Jim Calhoun	30-2	*Colgate-- 3/14/96	Indianapolis, IN	W, 68-59
			*Eastern Michigan-- 3/16/96	Indianapolis, IN	W, 95-81
			*Mississippi State-- 3/22/96	Lexington, KY	L, 55-60
*-- results declared null and void by the NCAA					
1996-97-- NIT (NIT Semifinals--Third Place)	Jim Calhoun	18-15	Iona-- 3/12/97	Storrs, CT	W, 71-66
			Bradley-- 3/18/97	Storrs, CT	W, 63-47
			Nebraska-- 3/21/97	Storrs, CT	W, 76-67
			Florida State-- 3/25/97	New York, NY	L, 66-71 (ot)
1997-98--NCAA (Elite Eight)	Jim Calhoun	32-5	Arkansas-- 3/27/97	New York, NY	W, 74-64
			Fairleigh Dickinson-- 3/12/98	Washington, DC	W, 93-85
			Indiana-- 3/14/98	Washington, DC	W, 78-68
			Washington-- 3/19/98	Greensboro, NC	W, 75-74
			North Carolina-- 3/21/98	Greensboro, NC	L, 64-75
1998-99--NCAA (NCAA National Champions)	Jim Calhoun	34-2	Texas/San Antonio- 3/11/99	Denver, CO	W, 91-66
			New Mexico- 3/13/99	Denver, CO	W, 78-56
			Iowa- 3/18/99	Phoenix, AZ	W, 78-68
			Gonzaga- 3/20/99	Phoenix, AZ	W, 67-62
			Ohio State- 3/27/99	St. Petersburg, FL	W, 64-58
			Duke- 3/29/99	St. Petersburg, FL	W, 77-74
1999-00--NCAA	Jim Calhoun	25-10	Utah State- 3/17/00	Birmingham, AL	W, 75-67
			Tennessee- 3/19/00	Birmingham, AL	L, 65-51
2000-01- - NIT	Jim Calhoun	20-12	South Carolina- 3/14/01	Storrs, CT	W, 72-65
			Detroit Mercy- 3/18/01	Storrs, CT	L, 67-61



2023-24 UCONN BASKETBALL GAME NOTES

uconnhuskies.com • @UConnMBB

ALL-TIME NATIONAL POSTSEASON TOURNAMENT RESULTS

2001-02--NCAA (Elite Eight)	Jim Calhoun	27-7	Hampton- 3/15/02 North Carolina State- 3/17/02 Southern Illinois- 3/22/02 Maryland- 3/24/02	Washington, DC Washington, DC Syracuse, NY Syracuse, NY	W, 78-67 W, 77-74 W, 71-59 L, 90-82
2002-03--NCAA (Sweet 16)	Jim Calhoun	23-10	Brigham Young- 3/20/03 Stanford- 3/22/03 Texas- 3/28/03	Spokane, WA Spokane, WA San Antonio, TX	W, 58-53 W, 85-74 L, 82-78
2003-04--NCAA (NCAA National Champions)	Jim Calhoun	33-6	Vermont- 3/18/03 DePaul- 3/20/03 Vanderbilt- 3/25/04 Alabama- 3/27/04 Duke- 4/3/04 Georgia Tech- 4/5/04	Buffalo, NY Buffalo, NY Phoenix, AZ Phoenix, AZ San Antonio, TX San Antonio, TX	W, 70-53 W, 72-55 W, 73-53 W, 87-71 W, 79-78 W, 82-73
2004-05--NCAA	Jim Calhoun	23-8	Central Florida- 3/18/05 North Carolina State- 3/20/05	Worcester, MA Worcester, MA	W, 77-71 L, 62-65
2005-06--NCAA (Elite Eight)	Jim Calhoun	30-4	Albany-3/17/06 Kentucky- 3/19/06 Washington- 3/24/06 George Mason- 3/26/06	Philadelphia, PA Philadelphia, PA Washington, DC Washington, DC	W, 72-59 W, 87-83 W, 98-92 (ot) L, 84-86 (ot)
2007-08--NCAA	Jim Calhoun	24-9	San Diego - 3/21/08	Tampa, FL	L, 69-70 (ot)
2008-09--NCAA (Final Four)	Jim Calhoun	31-5	Chattanooga - 3/19/09 Texas A & M - 3/21/09 Purdue - 3/26/09 Missouri - 3/28/09 Michigan State - 4/4/09	Philadelphia, PA Philadelphia, PA Glendale, AZ Glendale, AZ Detroit, Mich.	W, 103-47 W, 92-66 W, 72-60 W, 82-75 L, 73-82
2009-10--NIT	Jim Calhoun	18-16	Northeastern - 3/16/10 Virginia Tech - 3/22/10	Storrs, CT Blacksburg, VA	W, 59-57 L, 63-65
2010-11--NCAA (NCAA National Champions)	Jim Calhoun	32-9	Bucknell - 3/17/11 Cincinnati - 3/19/11 San Diego State - 3/24/11 Arizona -3/26/11 Kentucky - 4/2/11 Butler - 4/4/11	Washington, DC Washington, DC Anaheim, CA Anaheim, CA Houston, TX Houston, TX	W, 81-52 W, 69-58 W, 74-67 W, 65-63 W, 56-55 W, 53-41
2011-12--NCAA	Jim Calhoun	20-14	Iowa State - 3/15/12	Louisville, KY	L, 64-77
2013-14--NCAA (NCAA National Champions)	Kevin Ollie	32-8	Saint Joseph's - 3/20/14 Villanova - 3/22/14 Iowa State - 3/28/14 Michigan State - 3/30/14 Florida - 4/5/14 Kentucky - 4/7/14	Buffalo, N.Y. Buffalo, N.Y. New York, N.Y. New York, N.Y. Arlington, Texas Arlington, Texas	W, 89-81 ot W, 77-65 W, 81-76 W, 60-54 W, 63-53 W, 60-54
2014-15--NIT	Kevin Ollie	20-15	Arizona State - 3/18/15	Storrs, CT	L, 61-68
2015-16--NCAA	Kevin Ollie	25-11	Colorado - 3/17/16 Kansas - 3/19/16 Maryland - 3/20/21	Des Moines, Iowa Des Moines, Iowa Weat Lafayette, Ind.	W, 74-67 L, 61-73 L, 54-63
2020-21--NCAA	Dan Hurley	15-8	New Mexico State - 3/17/22	Buffalo, N.Y.	L, 63-70
2021-22--NCAA	Dan Hurley	23-10	Iona - 3/17/23	Albany, N.Y.	W, 87-63
2022-23--NCAA	Dan Hurley	26-8	Saint Mary's - 3/19/23	Albany, N.Y.	W, 70-55
	Dan Hurley	27-8	Arkansas - 3/23/23	Las Vegas, Nev.	W, 88-65
	Dan Hurley	28-8	Gonzaga - 3/25/23	Las Vegas, Nev.	W, 82-54
	Dan Hurley	29-8	Miami - 4/1/23	Houston, Texas	W, 72-59
	Dan Hurley	30-8	San Diego State - 4/3/23	Houston, Texas	W, 76-59
2023-24 -- NCAA	Dan Hurley	31-8	Stetson - 3/22/24	Brooklyn, N.Y.	W, 91-52
	Dan Hurley	32-3	Northwestern - 3/24/24	Brooklyn, N.Y.	W, 75-58
	Dan Hurley	33-3			

NCAA Tournament Appearances (37); Record: 67-32^

1951, 1954, 1956, 1957, 1958, 1959, 1960, 1963, 1964, 1965, 1967, 1976, 1979, 1990, 1991, 1992, 1994, 1995, 1996, 1998, 1999, 2000, 2002, 2003, 2004, 2005, 2006, 2008, 2009, 2011, 2012, 2014, 2016, 2021, 2022, 2023, 2024

NCAA National Championship Game Appearances (4); Record: 5-0

1999, 2004, 2011, 2014, 2023

NCAA Final Four Appearances (6); Record: 10-1

1999, 2004, 2009, 2011, 2014, 2023

NCAA Elite Eight Appearances (12); Record: 6-6

1964, 1990, 1995, 1998, 1999, 2002, 2004, 2006, 2009, 2011, 2014, 2023

NCAA Sweet 16 Appearances (19); Record: 12-6

1956, 1964, 1976, 1990, 1991, 1994, 1995, 1996, 1998, 1999, 2002, 2003, 2004, 2006, 2009, 2011, 2014, 2023, 2024

^-- According to NCAA record book, 63-31, after 1996 win-loss result declared null and void by NCAA.



2023-24 UCONN BASKETBALL GAME NOTES

uconnhuskies.com • @UConnMBB

NCAA TOURNAMENT REGION AND SEED

(seeding began in 1979)

1951-East Region (lost in 1st Round)
 1954-East Region (lost in 1st Round)
 1956-East Region (advanced to Sweet 16)
 1957-East Region (lost in 1st Round)
 1958-East Region (lost in 1st Round)
 1959-East Region (lost in 1st Round)
 1960-East Region (lost in 1st Round)
 1963-East Region (lost in 1st Round)
 1964-East Region (advanced to Final 8)
 1965-East Region (lost in 1st Round)
 1967-East Region (lost in 1st Round)
 1976-East Region (advanced to Sweet 16)
 1979-No. 5 seed, East Region (lost in 1st Round)
 1990-No. 1 seed, East Region (advanced to Final 8)
 1991-No. 11 seed, Midwest Region (advanced to Sweet 16)
 1992-No. 9 seed, Southeast Region (advanced to 2nd Round)
 1994-No. 2 seed, East Region (advanced to Sweet 16)
 1995-No. 2 seed, West Region (advanced to Final 8)
 1996-No. 1 seed, Southeast Region (advanced to Sweet 16)

1998-No. 2 seed, East Region (advanced to Final 8)
1999-No. 1 seed, West Region (won NCAA Championship)
 2000-No. 5 seed, South Region (advanced to 2nd Round)
 2002-No. 2 seed, East Region (advanced to Final 8)
 2003-No. 5 seed, South Region (advanced to Sweet 16)
2004-No. 2 seed, Phoenix Region (won NCAA Championship)
 2005-No. 2 seed, Syracuse Region (advanced to 2nd Round)
 2006-No. 1 seed, Wash. D.C. Region (advanced to Final 8)
 2008-No. 4 seed, West Region (lost in 1st Round)
 2009-No. 1 seed, West Region (advanced to NCAA Final Four)
2011-No. 3 seed, West Region (won NCAA Championship)
 2012-No. 9 seed, South Region (lost in 1st Round)
2014-No. 7 seed, East Region (won NCAA Championship)
 2016-No. 9 seed, South Region (advanced to 2nd Round)
 2021-No. 7 seed, East Region (lost in 1st Round)
 2022-No. 5 seed, West Region (lost in 1st Round)
2023-No. 4 seed, West Region (won NCAA Championship)
 2024 - No. 1 seed, East Region (TBD)

POSTSEASON RECORDS VS. ALL OPPONENTS

OPPONENT	NCAA	NIT	TOTAL	Michigan State	1-1	--	1-1	West Virginia	0-1	1-0	1-1
Alabama	1-0	--	1-0	Minnesota	--	0-1	0-1	Xavier	1-0	--	1-0
Ala.-Birmingham	--	0-1	0-1	Mississippi State	*0-1	--	*0-1	*-- 1996 result declared null and void by NCAA			
Albany	1-0	--	1-0	Missouri	1-0	--	1-0				
Arizona	1-0	--	1-0	Navy	0-1	--	0-1				
Arizona State	--	0-1	0-1	Nebraska	1-0	1-0	2-0				
Arkansas	1-0	1-0	2-0	New York University	0-1	--	0-1				
Boston College	0-1	1-1	1-2	New Mexico	1-0	--	1-0				
Boston University	1-1	--	1-1	New Mexico State	0-1	--	0-1				
Bradley	--	1-0	1-0	North Carolina	0-1	--	0-1				
Brigham Young	1-0	--	1-0	UNC-Charlotte	--	1-0	1-0				
Bucknell	1-0	--	1-0	North Carolina State	1-1	--	1-1				
Butler	1-0	--	1-0	Northeastern	--	1-0	1-0				
California	1-0	1-0	2-0	Northwestern	1-0	--	1-0				
Central Florida	1-0	--	1-0	Ohio State	1-1	1-0	2-1				
Cincinnati	2-0	--	2-0	Princeton	1-0	--	1-0				
Clemson	1-0	--	1-0	Purdue	1-0	--	1-0				
Colgate	*1-0	--	*1-0	Rider College	1-0	--	1-0				
Colorado	1-0	--	1-0	Rutgers	0-1	--	0-1				
Dartmouth	0-2	--	0-2	Saint Joseph's	1-1	--	1-1				
Dayton	--	0-1	0-1	Saint Mary's	1-0	--	1-0				
DePaul	1-0	--	1-0	St. John's	0-1	1-0	1-1				
Detroit Mercy	--	0-1	0-1	St. Louis	--	0-1	0-1				
Duke	2-3	--	2-3	St. Peter's	--	0-1	0-1				
Eastern Michigan	*1-0	--	*1-0	San Diego	0-1	--	0-1				
Fairleigh Dickinson	1-0	--	1-0	San Diego State	2-0	--	2-0				
Florida	1-1	--	1-1	South Carolina	--	1-1	1-1				
Florida State	--	0-1	0-1	South Florida	--	1-0	1-0				
George Mason	0-1	--	0-1	Southern Illinois	1-0	--	1-0				
George Washington	1-0	--	1-0	Stanford	1-0	--	1-0				
Georgia Tech	1-0	--	1-0	Stetson	1-0	--	1-0				
Gonzaga	2-0	--	2-0	Syracuse	0-2	--	0-2				
Hampton	1-0	--	1-0	Temple	1-1	--	1-1				
Hofstra	1-0	--	1-0	Tennessee	0-1	-	0-1				
Indiana	1-0	--	1-0	Tenn-Chattanooga	2-0	--	2-0				
Iona	1-0	1-0	2-0	Texas	0-1	--	0-1				
Iowa	1-0	--	1-0	Texas A & M	1-0	--	1-0				
Iowa State	1-1	--	1-1	Tex-San Antonio	1-0	--	1-0				
Jackson State	--	0-1	0-1	UCLA	0-1	--	0-1				
Kansas	0-1	--	0-1	Utah State	1-0	-	1-0				
Kentucky	3-0	--	3-0	Vanderbilt	1-0	--	1-0				
Louisiana State	1-0	--	1-0	Vermont	1-0	--	1-0				
Louisiana Tech	--	1-0	1-0	Villanova	1-0	-	1-0				
Manhattan	1-0	--	1-0	Virginia Commonwealth	--	1-0	1-0				
Maryland	1-2	--	1-2	Virginia Tech	--	0-1	0-1				
Miami (FL)	1-0	--	1-0	Washington	2-0	--	2-0				



2023-24 UCONN BASKETBALL GAME NOTES

uconnhuskies.com • @UConnMBB



**2023-24 UConn Men's Basketball
Combined Team Statistics
In Conference games**

Game Records

Record	Overall	Home	Away	Neutral
ALL GAMES	18-2	10-0	8-2	0-0
CONFERENCE	18-2	10-0	8-2	0-0
NON-CONFERENCE	0-0	0-0	0-0	0-0

Score by Periods

Team	1st	2nd	OT	TOT
UConn	753	812	0	1565
Opponents	586	702	0	1288

Team Box Score

No.	Player	Total			3-Point			F-Throw		Rebounds				Other				PTS	AVG			
		GP-GS	MIN	AVG	FG-FGA	FG%	3FG-3FGA	3FG%	FT-FTA	FT%	OFF	DEF	TOT	AVG	PF	DQ	A			TO	BLK	STL
2	NEWTON, Tristen	20-20	667:14	33.4	85-228	.373	33-111	.297	83-105	.790	37	109	146	7.3	34	0	115	57	9	15	286	14.3
12	SPENCER, Cam	20-20	670:55	33.5	98-199	.492	48-108	.444	40-44	.909	20	80	100	5.0	41	1	65	18	6	30	284	14.2
11	KARABAN, Alex	19-19	613:10	32.3	91-191	.476	47-109	.431	31-34	.912	25	61	86	4.5	33	1	27	15	15	21	260	13.7
5	CASTLE, Stephon	20-19	582:48	29.1	85-180	.472	15-46	.326	50-67	.746	30	57	87	4.4	51	1	60	30	11	19	235	11.8
32	CLINGAN, Donovan	15-13	325:08	21.7	70-110	.636	2-3	.667	27-45	.600	42	70	112	7.5	34	0	24	13	36	6	169	11.3
10	DIARRA, Hassan	20-1	404:31	20.2	44-92	.478	15-35	.429	21-29	.724	16	38	54	2.7	36	0	46	23	4	19	124	6.2
35	JOHNSON, Samson	20-7	336:27	16.8	47-69	.681	0-1	.000	6-19	.316	22	31	53	2.7	68	2	8	18	19	12	100	5.0
1	BALL, Solomon	20-1	153:11	7.7	16-34	.471	10-22	.455	7-10	.700	5	6	11	0.6	9	0	2	6	0	3	49	2.5
3	STEWART, Jaylin	19-0	162:40	8.6	16-42	.381	5-22	.227	3-5	.600	8	15	23	1.2	18	0	2	5	2	3	40	2.1
33	ROUMOGLOU, Apostolos	10-0	20:14	2.0	3-5	.600	2-4	.500	0-0	.000	0	5	5	0.5	1	0	2	0	2	1	8	0.8
20	HURLEY, Andrew	6-0	08:58	1.5	1-3	.333	1-2	.500	1-2	.500	0	0	0	0.0	0	0	0	0	0	0	4	0.7
24	SINGARE, Youssouf	11-0	24:54	2.3	1-3	.333	0-0	.000	2-2	1.000	2	6	8	0.7	6	0	0	1	0	0	4	0.4
23	ROSS, Jayden	9-0	25:55	2.9	0-4	.000	0-3	.000	2-2	1.000	2	1	3	0.3	2	0	1	0	0	0	2	0.2
40	JOHNSON JR., Andre	5-0	03:57	0.8	0-0	.000	0-0	.000	0-0	.000	0	0	0	0.0	0	0	0	0	0	0	0	0.0
Team											28	37	65				14					
Total		20	4000		557-1160	.480	178-466	.382	273-364	.750	237	516	753	37.7	333	5	352	200	104	129	1565	78.3
Opponents		20	4000		446-1117	.399	111-379	.293	285-384	.742	208	407	615	30.8	331	7	195	209	63	112	1288	64.4

Team Statistics

	UCONN	OPP
Scoring	1565	1288
Points per game	78.3	64.4
Scoring margin	+13.9	-
Field goals-att	557-1160	446-1117
Field goal pct	.480	.399
3 point fg-att	178-466	111-379
3-point FG pct	.382	.293
3-pt FG made per game	8.9	5.6
Free throws-att	273-364	285-384
Free throw pct	.750	.742
F-Throws made per game	13.7	14.3
Rebounds	753	615
Rebounds per game	37.7	30.8
Rebounding margin	+6.9	-
Assists	352	195
Assists per game	17.6	9.8
Turnovers	200	209
Turnovers per game	10.0	10.5
Turnover margin	+0.5	-
Assist/turnover ratio	1.8	0.9
Steals	129	112
Steals per game	6.5	5.6
Blocks	104	63
Blocks per game	5.2	3.2
Winning streak	4	-
Home win streak	10	-
Attendance	129915	132737
Home games-Avg/Game	10-12992	10-13274
Neutral site-Avg/Game	-	0-0

Team Results

Date	Opponent	Score	Att.
12/20/2023	at Seton Hall	L 60-75	9441
12/23/2023	St. John's (NY)	W 69-65	15684
01/02/2024	DePaul	W 85-56	10299
01/05/2024	at Butler	W 88-81	9162
01/10/2024	at Xavier	W 80-75	10335
01/14/2024	Georgetown	W 80-67	15684
01/17/2024	Creighton	W 62-48	10299
01/20/2024	at Villanova	W 66-65	18966
01/28/2024	Xavier	W 99-56	15684
01/31/2024	Providence	W 74-65	10299
02/03/2024	at St. John's (NY)	W 77-64	19812
02/06/2024	Butler	W 71-62	15684
02/10/2024	at Georgetown	W 89-64	13040
02/14/2024	at DePaul	W 101-65	3465
02/17/2024	Marquette	W 81-53	15684
02/20/2024	at Creighton	L 66-85	18071
02/24/2024	Villanova	W 78-54	10299
03/03/2024	Seton Hall	W 91-61	10299
03/06/2024	at Marquette	W 74-67	17837
03/09/2024	at Providence	W 74-60	12608



2023-24 UCONN BASKETBALL GAME NOTES

uconnhuskies.com • @UConnMBB



2023-24 UConn Men's Basketball
Team Overall Conference
All games

Summary

Summary table with columns: Player, Overall Statistics (GP-GS, MIN/G, FG%, 3FG%, FT%, R/G, A/G, STL, BLK, PTS/G), Conference Statistics (GP-GS, MIN/G, FG%, 3FG%, FT%, R/G, A/G, STL, BLK, PTS/G). Includes Totals and Opponent rows.

Scoring

Scoring table with columns: Player, Overall Statistics (FG-FGA, FG%, 3FG-3FGA, 3FG%, FT-FTA, FT%, PTS, PTS/G), Conference Statistics (FG-FGA, FG%, 3FG-3FGA, 3FG%, FT-FTA, FT%, PTS, PTS/G). Includes Totals and Opponent rows.

Totals

Totals table with columns: Player, Overall Statistics (O-REB, D-REB, TOTAL, PF, FO, A, TO, A/TO, HI PTS), Conference Statistics (O-REB, D-REB, TOTAL, PF, FO, A, TO, A/TO, HI PTS). Includes Totals and Opponent rows.



2023-24 UCONN BASKETBALL GAME NOTES

uconnhuskies.com • @UConnMBB



**2023-24 UConn Men's Basketball
Opponents Game-by-Game
All games**

Opponent	Date	Score	W/L	Total		3-Pointers		Free throws		Rebounds				PF	A	TO	BLK	STL	PTS	AVG
				FG-FGA	PCT	3FG-3FGA	PCT	FT-FTA	PCT	OFF	DEF	TOT	AVG							
Northern Ariz.	11/06/2023	95-52	W	20-59	.339	3-15	.200	9-16	.563	9	18	27	27.0	24	8	11	4	4	52	52.0
Stonehill	11/11/2023	107-67	W	25-59	.424	9-25	.360	8-11	.727	9	17	26	26.5	16	11	21	1	8	67	59.5
Mississippi Val.	11/14/2023	87-53	W	19-59	.322	1-9	.111	14-21	.667	14	16	30	27.7	26	7	14	1	7	53	57.3
vs Indiana	11/19/2023	77-57	W	17-45	.378	3-13	.231	20-28	.714	4	18	22	26.3	21	6	12	3	7	57	57.3
vs Texas	11/20/2023	81-71	W	28-62	.452	5-16	.313	10-13	.769	7	22	29	26.8	16	16	6	3	3	71	60.0
Manhattan	11/24/2023	90-60	W	25-63	.397	8-18	.444	2-2	1.000	10	17	27	26.8	6	13	13	1	7	60	60.0
New Hampshire	11/27/2023	84-64	W	18-50	.360	13-27	.481	15-29	.517	4	24	28	27.0	20	10	16	2	8	64	60.6
at Kansas	12/01/2023	65-69	L	23-46	.500	9-14	.643	14-20	.700	5	26	31	27.5	14	13	8	7	4	69	61.6
vs North Carolina	12/05/2023	87-76	W	28-63	.444	7-20	.350	13-22	.591	10	23	33	28.1	13	18	7	1	3	76	63.2
Ark.-Pine Bluff	12/09/2023	101-63	W	21-59	.356	12-30	.400	9-15	.600	11	17	28	28.1	27	12	13	2	5	63	63.2
vs Gonzaga	12/15/2023	76-63	W	23-59	.390	2-12	.167	15-21	.714	14	18	32	28.5	12	5	11	3	4	63	63.2
at Seton Hall	12/20/2023	60-75	L	29-56	.518	3-8	.375	14-18	.778	14	18	32	28.8	16	12	12	6	11	75	64.2
St. John's (NY)	12/23/2023	69-65	W	20-52	.385	4-18	.222	21-28	.750	10	24	34	29.2	22	9	6	5	6	65	64.2
DePaul	01/02/2024	85-56	W	20-56	.357	2-13	.154	14-19	.737	8	18	26	28.9	14	8	10	1	3	56	63.6
at Butler	01/05/2024	88-81	W	25-53	.472	8-17	.471	23-25	.920	8	16	24	28.6	19	14	11	0	10	81	64.8
at Xavier	01/10/2024	80-75	W	23-64	.359	7-21	.333	22-27	.815	20	22	42	29.4	19	16	14	2	6	75	65.4
Georgetown	01/14/2024	80-67	W	17-50	.340	4-16	.250	29-38	.763	15	16	31	29.5	21	4	8	5	5	67	65.5
Creighton	01/17/2024	62-48	W	18-52	.346	6-26	.231	6-6	1.000	6	26	32	29.7	14	8	14	5	3	48	64.6
at Villanova	01/20/2024	66-65	W	22-49	.449	7-23	.304	14-17	.824	6	24	30	29.7	21	10	8	2	5	65	64.6
Xavier	01/28/2024	99-56	W	21-61	.344	6-18	.333	8-16	.500	11	20	31	29.8	12	6	14	0	3	56	64.2
Providence	01/31/2024	74-65	W	24-58	.414	4-18	.222	13-26	.500	13	23	36	30.0	28	9	11	3	5	65	64.2
at St. John's (NY)	02/03/2024	77-64	W	23-52	.442	4-14	.286	14-21	.667	6	17	23	29.7	19	14	10	4	8	64	64.2
Butler	02/06/2024	71-62	W	22-59	.373	4-18	.222	14-15	.933	11	22	33	29.9	10	8	11	0	8	62	64.1
at Georgetown	02/10/2024	89-64	W	23-58	.397	5-15	.333	13-18	.722	12	20	32	30.0	19	10	9	4	4	64	64.1
at DePaul	02/14/2024	101-65	W	22-54	.407	6-20	.300	15-21	.714	9	16	25	29.8	15	15	13	4	3	65	64.1
Marquette	02/17/2024	81-53	W	21-57	.368	5-23	.217	6-8	.750	10	17	27	29.7	15	9	13	3	6	53	63.7
at Creighton	02/20/2024	66-85	L	29-53	.547	14-28	.500	13-17	.765	10	20	30	29.7	13	18	7	5	3	85	64.5
Villanova	02/24/2024	78-54	W	21-63	.333	3-24	.125	9-13	.692	8	24	32	29.8	13	6	3	3	5	54	64.1
Seton Hall	03/03/2024	91-61	W	20-53	.377	5-16	.313	16-19	.842	10	16	26	29.6	18	4	11	3	5	61	64.0
at Marquette	03/06/2024	74-67	W	26-60	.433	6-16	.375	9-16	.563	10	21	31	29.7	12	8	9	4	9	67	64.1
at Providence	03/09/2024	74-60	W	20-57	.351	8-27	.296	12-16	.750	11	27	38	29.9	11	7	15	4	4	60	64.0
vs Xavier	03/14/2024	87-60	W	21-61	.344	5-21	.238	13-15	.867	7	21	28	29.9	14	13	8	2	6	60	63.8
at St. John's (NY)	03/15/2024	95-90	W	32-71	.451	10-22	.455	16-18	.889	17	17	34	30.0	19	16	5	3	2	90	64.6
vs Marquette	03/16/2024	73-57	W	21-54	.389	6-18	.333	9-11	.818	5	27	32	30.1	14	10	10	2	7	57	64.4
vs Stetson	03/22/2024	91-52	W	17-55	.309	3-20	.150	15-20	.750	10	20	30	30.1	12	6	14	4	6	52	64.1
vs Northwestern	03/24/2024	75-58	W	22-59	.373	4-15	.267	10-10	1.000	8	22	30	30.1	17	8	8	0	5	58	63.9
Total		2300		806-2041	.395	211-674	.313	477-656	.727	352	730	1082	30.1	602	367	386	102	198	2300	63.9
UConn		2936		1055-2118	.498	311-861	.361	515-694	.742	414	972	1386	38.5	584	672	351	194	224	2936	81.6

Opponents Averages

Games Played	Points/game	FG Pct	3FG Pct	FT Pct	Rebounds/game	Assists/game	Turnovers/game	Assist/Turnover ratio	Steals/game	Blocks/game
36	63.9	39.5	31.3	72.7	30.1	10.2	10.7	1.0	5.5	2.8



2023-24 UCONN BASKETBALL GAME NOTES

uconnhuskies.com • @UConnMBB



**2023-24 UConn Men's Basketball
Team High/Low Analysis
All games**

UConn - Game Highs

POINTS	107		Stonehill (11/11/2023)
	101		at DePaul (02/14/2024)
	101		Ark.-Pine Bluff (12/09/2023)
	99		Xavier (01/28/2024)
	95		at St. John's (NY) (03/15/2024)
	95		Northern Ariz. (11/06/2023)
FIELD GOALS MADE	38		Xavier (01/28/2024)
	38		Stonehill (11/11/2023)
FIELD GOAL ATTEMPTS	71		Stonehill (11/11/2023)
	70		vs Stetson (N) (03/22/2024)
	70		Creighton (01/17/2024)
	70		New Hampshire (11/27/2023)
FIELD GOAL PERCENTAGE	.611	(33-54)	at Georgetown (02/10/2024)
	.585	(38-65)	Xavier (01/28/2024)
3 PT FG MADE	17		Xavier (01/28/2024)
	13		at Marquette (03/06/2024)
	13		at DePaul (02/14/2024)
	13		Georgetown (01/14/2024)
	13		Ark.-Pine Bluff (12/09/2023)
3 PT FG ATTEMPTS	32		Villanova (02/24/2024)
	31		vs North Carolina (N) (12/05/2023)
	31		Stonehill (11/11/2023)
3 PT FG PERCENTAGE	.586	(17-29)	Xavier (01/28/2024)
	.542	(13-24)	Georgetown (01/14/2024)
FREE THROWS MADE	26		Providence (01/31/2024)
	24		Northern Ariz. (11/06/2023)
FREE THROW ATTEMPTS	37		Northern Ariz. (11/06/2023)
	36		Providence (01/31/2024)
FREE THROW PERCENTAGE	1.000	(9-9)	Manhattan (11/24/2023)
	.923	(12-13)	at Seton Hall (12/20/2023)
REBOUNDS	50		Northern Ariz. (11/06/2023)
	49		New Hampshire (11/27/2023)
ASSISTS	29		vs Xavier (N) (03/14/2024)
	28		Xavier (01/28/2024)
STEALS	12		Stonehill (11/11/2023)
	11		Marquette (02/17/2024)
	11		at Xavier (01/10/2024)
BLOCKED SHOTS	10		Northern Ariz. (11/06/2023)
	9		vs Northwestern (N) (03/24/2024)
	9		Ark.-Pine Bluff (12/09/2023)
TURNOVERS	17		at Seton Hall (12/20/2023)
	14		vs Indiana (N) (11/19/2023)
FOULS	23		Georgetown (01/14/2024)
	21		New Hampshire (11/27/2023)
	21		vs Indiana (N) (11/19/2023)



2023-24 UCONN BASKETBALL GAME NOTES

uconnhuskies.com • @UConnMBB



**2023-24 UConn Men's Basketball
Team High/Low Analysis
All games**

UConn - Game Lows

POINTS	60		at Seton Hall (12/20/2023)
	62		Creighton (01/17/2024)
	65		at Kansas (12/01/2023)
	66		at Creighton (02/20/2024)
	66		at Villanova (01/20/2024)
FIELD GOALS MADE	20		at Villanova (01/20/2024)
	22		Providence (01/31/2024)
	22		at Seton Hall (12/20/2023)
FIELD GOAL ATTEMPTS	47		Georgetown (01/14/2024)
	49		at Villanova (01/20/2024)
FIELD GOAL PERCENTAGE	.357	(25-70)	Creighton (01/17/2024)
	.379	(22-58)	at Seton Hall (12/20/2023)
3 PT FG MADE	3		vs Northwestern (N) (03/24/2024)
	3		at Creighton (02/20/2024)
3 PT FG ATTEMPTS	15		at St. John's (NY) (02/03/2024)
	16		at Creighton (02/20/2024)
3 PT FG PERCENTAGE	.136	(3-22)	vs Northwestern (N) (03/24/2024)
	.143	(4-28)	New Hampshire (11/27/2023)
FREE THROWS MADE	5		at Providence (03/09/2024)
	6		Xavier (01/28/2024)
FREE THROW ATTEMPTS	6		at Providence (03/09/2024)
	9		Xavier (01/28/2024)
	9		Manhattan (11/24/2023)
FREE THROW PERCENTAGE	.500	(7-14)	at Xavier (01/10/2024)
	.533	(8-15)	at Kansas (12/01/2023)
REBOUNDS	26		vs Gonzaga (N) (12/15/2023)
	30		at St. John's (NY) (03/15/2024)
	30		at Villanova (01/20/2024)
	30		at Xavier (01/10/2024)
ASSISTS	7		Providence (01/31/2024)
	8		at Creighton (02/20/2024)
STEALS	2		vs Xavier (N) (03/14/2024)
	2		Villanova (02/24/2024)
	2		at Villanova (01/20/2024)
BLOCKED SHOTS	1		at Creighton (02/20/2024)
	1		St. John's (NY) (12/23/2023)
TURNOVERS	5		Seton Hall (03/03/2024)
	6		vs Texas (N) (11/20/2023)
FOULS	6		Manhattan (11/24/2023)
	10		vs Xavier (N) (03/14/2024)



2023-24 UCONN BASKETBALL GAME NOTES

uconnhuskies.com • @UConnMBB



**2023-24 UConn Men's Basketball
Player Highs Analysis
All games**

UConn - Individual Game Highs

POINTS	31		Tristen Newton at Kansas (12/01/2023)
	29		Donovan Clingan vs New Hampshire (11/27/2023)
	27		Tristen Newton at Creighton (02/20/2024)
	26		Alex Karaban vs Georgetown (01/14/2024)
	26		Alex Karaban vs Ark.-Pine Bluff (12/09/2023)
FIELD GOALS MADE	12		Donovan Clingan vs New Hampshire (11/27/2023)
	10		Tristen Newton at Creighton (02/20/2024)
	10		Alex Karaban at Georgetown (02/10/2024)
	10		Tristen Newton at Kansas (12/01/2023)
FIELD GOAL ATTEMPTS	21		Tristen Newton at Creighton (02/20/2024)
	18		Tristen Newton at Kansas (12/01/2023)
FIELD GOAL PERCENTAGE (min 5 made)	1.000	(5-5)	Donovan Clingan at Providence (03/09/2024)
	1.000	(5-5)	Samson Johnson at Georgetown (02/10/2024)
3 PT FG MADE	7		Cam Spencer vs Mississippi Val. (11/14/2023)
	6		Alex Karaban vs Georgetown (01/14/2024)
	6		Alex Karaban vs Ark.-Pine Bluff (12/09/2023)
	6		Tristen Newton at Kansas (12/01/2023)
3 PT FG ATTEMPTS	11		Cam Spencer vs Mississippi Val. (11/14/2023)
	10		Cam Spencer vs Stonehill (11/11/2023)
3 PT FG PERCENTAGE (min 2 made)	1.000	(4-4)	Cam Spencer vs Manhattan (11/24/2023)
	1.000	(2-2)	Stephon Castle at St. John's (NY) (02/03/2024)
	1.000	(2-2)	Hassan Diarra at Xavier (01/10/2024)
FREE THROWS MADE	10		Tristen Newton at St. John's (NY) (03/15/2024)
	10		Tristen Newton at St. John's (NY) (02/03/2024)
	10		Tristen Newton vs Providence (01/31/2024)
	10		Tristen Newton at Butler (01/05/2024)
FREE THROW ATTEMPTS	16		Tristen Newton vs Providence (01/31/2024)
	13		Tristen Newton at Butler (01/05/2024)
FREE THROW PERCENTAGE (min 3 made)	1.000	(8-8)	Cam Spencer vs Providence (01/31/2024)
	1.000	(7-7)	Cam Spencer at Villanova (01/20/2024)
	1.000	(7-7)	Stephon Castle vs Stonehill (11/11/2023)
	1.000	(6-6)	Cam Spencer at St. John's (NY) (03/15/2024)
	1.000	(6-6)	Stephon Castle vs Villanova (02/24/2024)
	1.000	(6-6)	Solomon Ball at Seton Hall (12/20/2023)
	1.000	(6-6)	Cam Spencer vs Texas (N) (11/20/2023)
	1.000	(6-6)	Cam Spencer vs Indiana (N) (11/19/2023)
	1.000	(5-5)	Stephon Castle at St. John's (NY) (02/03/2024)
	1.000	(5-5)	Tristen Newton vs Mississippi Val. (11/14/2023)
	1.000	(4-4)	Donovan Clingan vs Northwestern (N) (03/24/2024)
	1.000	(4-4)	Hassan Diarra vs Marquette (N) (03/16/2024)
	1.000	(4-4)	Tristen Newton at Providence (03/09/2024)
	1.000	(4-4)	Stephon Castle at Creighton (02/20/2024)
	1.000	(4-4)	Alex Karaban at DePaul (02/14/2024)
	1.000	(4-4)	Donovan Clingan at DePaul (02/14/2024)
	1.000	(4-4)	Tristen Newton at Georgetown (02/10/2024)
1.000	(4-4)	Cam Spencer at St. John's (NY) (02/03/2024)	
1.000	(4-4)	Tristen Newton at Seton Hall (12/20/2023)	
1.000	(4-4)	Tristen Newton vs Manhattan (11/24/2023)	
REBOUNDS	16		Donovan Clingan vs Marquette (N) (03/16/2024)
	16		Tristen Newton vs Villanova (02/24/2024)
ASSISTS	13		Tristen Newton vs Manhattan (11/24/2023)
	11		Tristen Newton at Xavier (01/10/2024)



2023-24 UCONN BASKETBALL GAME NOTES

uconnhuskies.com • @UConnMBB



**2023-24 UConn Men's Basketball
Team High/Low Analysis
All games**

Opponent - Game Highs

POINTS	90		at St. John's (NY) (03/15/2024)
	85		at Creighton (02/20/2024)
	81		at Butler (01/05/2024)
	76		vs North Carolina (N) (12/05/2023)
	75		at Xavier (01/10/2024)
	75		at Seton Hall (12/20/2023)
FIELD GOALS MADE	32		at St. John's (NY) (03/15/2024)
	29		at Creighton (02/20/2024)
	29		at Seton Hall (12/20/2023)
FIELD GOAL ATTEMPTS	71		at St. John's (NY) (03/15/2024)
	64		at Xavier (01/10/2024)
FIELD GOAL PERCENTAGE	.547	(29-53)	at Creighton (02/20/2024)
	.518	(29-56)	at Seton Hall (12/20/2023)
3 PT FG MADE	14		at Creighton (02/20/2024)
	13		New Hampshire (11/27/2023)
3 PT FG ATTEMPTS	30		Ark.-Pine Bluff (12/09/2023)
	28		at Creighton (02/20/2024)
3 PT FG PERCENTAGE	.643	(9-14)	at Kansas (12/01/2023)
	.500	(14-28)	at Creighton (02/20/2024)
FREE THROWS MADE	29		Georgetown (01/14/2024)
	23		at Butler (01/05/2024)
FREE THROW ATTEMPTS	38		Georgetown (01/14/2024)
	29		New Hampshire (11/27/2023)
FREE THROW PERCENTAGE	1.000	(10-10)	vs Northwestern (N) (03/24/2024)
	1.000	(6-6)	Creighton (01/17/2024)
	1.000	(2-2)	Manhattan (11/24/2023)
REBOUNDS	42		at Xavier (01/10/2024)
	38		at Providence (03/09/2024)
ASSISTS	18		at Creighton (02/20/2024)
	18		vs North Carolina (N) (12/05/2023)
STEALS	11		at Seton Hall (12/20/2023)
	10		at Butler (01/05/2024)
BLOCKED SHOTS	7		at Kansas (12/01/2023)
	6		at Seton Hall (12/20/2023)
TURNOVERS	21		Stonehill (11/11/2023)
	16		New Hampshire (11/27/2023)
FOULS	29		Providence (01/31/2024)
	27		Ark.-Pine Bluff (12/09/2023)



2023-24 UCONN BASKETBALL GAME NOTES

uconnhuskies.com • @UConnMBB



**2023-24 UConn Men's Basketball
Season Schedule/Results & Leaders
All games**

Game Records

Record	Overall	Home	Away	Neutral
ALL GAMES	33-3	16-0	9-3	8-0
CONFERENCE	18-2	10-0	8-2	0-0
NON-CONFERENCE	15-1	6-0	1-1	8-0

Team Results

Date	Opponent		Score	Att.	High Points	High Rebounds
11/06/2023	Northern Ariz.	W	95-52	10299	(22) KARABAN, Alex	(8) CLINGAN, Donovan
11/11/2023	Stonehill	W	107-67	14606	(22) NEWTON, Tristen	(8) CASTLE, Stephon
11/14/2023	Mississippi Val.	W	87-53	13298	(25) SPENCER, Cam	(8) NEWTON, Tristen
11/19/2023	vs Indiana	W	77-57	19147	(23) NEWTON, Tristen	(11) NEWTON, Tristen
11/20/2023	vs Texas	W	81-71	10988	(20) KARABAN, Alex	(8) JOHNSON, Samson
11/24/2023	Manhattan	W	90-60	15006	(18) SPENCER, Cam	(10) NEWTON, Tristen
11/27/2023	New Hampshire	W	84-64	10299	(29) CLINGAN, Donovan	(10) NEWTON, Tristen
12/01/2023	at Kansas	L	65-69	16300	(31) NEWTON, Tristen	(7) CLINGAN, Donovan
12/05/2023	vs North Carolina	W	87-76	17873	(23) SPENCER, Cam	(9) KARABAN, Alex
12/09/2023	Ark.-Pine Bluff	W	101-63	10299	(26) KARABAN, Alex	(7) KARABAN, Alex
						(7) CLINGAN, Donovan
12/15/2023	vs Gonzaga	W	76-63	16405	(21) CLINGAN, Donovan	(8) CLINGAN, Donovan
12/20/2023	at Seton Hall	L	60-75	9441	(16) NEWTON, Tristen	(8) KARABAN, Alex
12/23/2023	St. John's (NY)	W	69-65	15684	(16) JOHNSON, Samson	(9) NEWTON, Tristen
01/02/2024	DePaul	W	85-56	10299	(20) SPENCER, Cam	(7) KARABAN, Alex
01/05/2024	at Butler	W	88-81	9162	(20) KARABAN, Alex	(9) CASTLE, Stephon
01/10/2024	at Xavier	W	80-75	10335	(19) SPENCER, Cam	(6) SPENCER, Cam
						(6) NEWTON, Tristen
						(6) CASTLE, Stephon
01/14/2024	Georgetown	W	80-67	15684	(26) KARABAN, Alex	(7) SPENCER, Cam
						(7) NEWTON, Tristen
01/17/2024	Creighton	W	62-48	10299	(16) NEWTON, Tristen	(8) NEWTON, Tristen
						(8) CASTLE, Stephon
01/20/2024	at Villanova	W	66-65	18966	(25) NEWTON, Tristen	(7) CLINGAN, Donovan
01/28/2024	Xavier	W	99-56	15684	(22) NEWTON, Tristen	(8) CLINGAN, Donovan
01/31/2024	Providence	W	74-65	10299	(20) CASTLE, Stephon	(11) NEWTON, Tristen
02/03/2024	at St. John's (NY)	W	77-64	19812	(23) SPENCER, Cam	(10) NEWTON, Tristen
02/06/2024	Butler	W	71-62	15684	(20) SPENCER, Cam	(14) CLINGAN, Donovan
02/10/2024	at Georgetown	W	89-64	13040	(25) KARABAN, Alex	(6) SPENCER, Cam
						(6) NEWTON, Tristen
02/14/2024	at DePaul	W	101-65	3465	(21) KARABAN, Alex	(8) NEWTON, Tristen
02/17/2024	Marquette	W	81-53	15684	(17) CLINGAN, Donovan	(10) CLINGAN, Donovan
02/20/2024	at Creighton	L	66-85	18071	(27) NEWTON, Tristen	(12) NEWTON, Tristen
02/24/2024	Villanova	W	78-54	10299	(25) SPENCER, Cam	(16) NEWTON, Tristen
03/03/2024	Seton Hall	W	91-61	10299	(21) CASTLE, Stephon	(11) CLINGAN, Donovan
03/06/2024	at Marquette	W	74-67	17837	(23) KARABAN, Alex	(12) CLINGAN, Donovan
03/09/2024	at Providence	W	74-60	12608	(16) KARABAN, Alex	(8) NEWTON, Tristen
03/14/2024	vs Xavier	W	87-60	19812	(13) NEWTON, Tristen	(8) CASTLE, Stephon
					(13) CLINGAN, Donovan	-
03/15/2024	at St. John's (NY)	W	95-90	19812	(25) NEWTON, Tristen	(6) NEWTON, Tristen
						(6) CASTLE, Stephon
03/16/2024	vs Marquette	W	73-57	19812	(22) CLINGAN, Donovan	(16) CLINGAN, Donovan
03/22/2024	vs Stetson	W	91-52	17183	(19) CLINGAN, Donovan	(8) CLINGAN, Donovan





Team Statistics

	UConn	OPP
Scoring	2936	2300
Points per game	81.6	63.9
Scoring margin	+17.7	-
Field goals-att	1055-2118	806-2041
Field goal pct	.498	.395
3 point fg-att	311-861	211-674
3-point FG pct	.361	.313
3-pt FG made per game	8.6	5.9
Free throws-att	515-694	477-656
Free throw pct	.742	.727
F-Throws made per game	14.3	13.3
Rebounds	1386	1082
Rebounds per game	38.5	30.1
Rebounding margin	+8.4	-
Assists	672	367
Assists per game	18.7	10.2
Turnovers	351	386
Turnovers per game	9.8	10.7
Turnover margin	+1.0	-
Assist/turnover ratio	1.9	1.0
Steals	224	198
Steals per game	6.2	5.5
Blocks	194	102
Blocks per game	5.4	2.8
Winning streak	9	-
Home win streak	16	-
Attendance	203722	168849
Home games-Avg/Game	16-12733	12-14071
Neutral site-Avg/Game	-	8-17341

Score by Periods

Team	1st	2nd	OT	TOT
UConn	1442	1494	0	2936
Opponents	1083	1217	0	2300





Northern Ariz. - 52

Record: 0-1

Box score table for Northern Arizona with columns for Player, Min, FG, 3P, FT, Rebounds, Fouls, TP, AS, TO, ST, Blocks, +/-.

Shooting By Period summary table for Northern Arizona.

Technical Fouls: NONE

UConn - 95

Record: 1-0

Box score table for UConn with columns for Player, Min, FG, 3P, FT, Rebounds, Fouls, TP, AS, TO, ST, Blocks, +/-.

Shooting By Period summary table for UConn.

Technical Fouls: NONE

Summary statistics table for UConn game including Points from Turnovers, Paint, Second Chance, Fast Breaks, Bench, and Time with Lead.

Stonehill - 67

Record: 1-2

Box score table for Stonehill with columns for Player, Min, FG, 3P, FT, Rebounds, Fouls, TP, AS, TO, ST, Blocks, +/-.

Shooting By Period summary table for Stonehill.

Technical Fouls: Semona 2nd 17-22

UConn - 107

Record: 2-0

Box score table for UConn with columns for Player, Min, FG, 3P, FT, Rebounds, Fouls, TP, AS, TO, ST, Blocks, +/-.

Shooting By Period summary table for UConn.

Technical Fouls: Ciligan 2nd 17-22

Summary statistics table for UConn game including Points from Turnovers, Paint, Second Chance, Fast Breaks, Bench, and Time with Lead.



Mississippi Val. - 53

Record: 0-3

Box score table for Mississippi Valley with columns for Player, Min, FG, 3P, FT, Rebounds, Fouls, TP, AS, TO, ST, Blocks, +/-.

Shooting By Period summary table for Mississippi Valley.

Technical Fouls: Washington 1st 14:37

UConn - 87

Record: 3-0

Box score table for UConn with columns for Player, Min, FG, 3P, FT, Rebounds, Fouls, TP, AS, TO, ST, Blocks, +/-.

Shooting By Period summary table for UConn.

Technical Fouls: Newton 1st 14:37

Summary statistics table for UConn game including Points from Turnovers, Paint, Second Chance, Fast Breaks, Bench, and Time with Lead.



UConn - 77

Record: 4-0

Box score table for UConn with columns for Player, Min, FG, 3P, FT, Rebounds, Fouls, TP, AS, TO, ST, Blocks, +/-.

Shooting By Period summary table for UConn.

Technical Fouls: NONE

Indiana - 57

Record: 3-1

Box score table for Indiana with columns for Player, Min, FG, 3P, FT, Rebounds, Fouls, TP, AS, TO, ST, Blocks, +/-.

Shooting By Period summary table for Indiana.

Technical Fouls: NONE

Summary statistics table for Indiana game including Points from Turnovers, Paint, Second Chance, Fast Breaks, Bench, and Time with Lead.



2023-24 UCONN BASKETBALL GAME NOTES



Officials: Lamar Simpson, Tim Clougherty, Evan Burroughs

Georgetown - 67

Record: 8-9 (1-5)

Table with 14 columns: NO., Name, Min, FG, 3P, FT, Rebounds, Fouls, TP, AS, TO, ST, Blocks, +/-

Shooting By Period table with columns: 1st, 2nd, 3rd, 4th, FG%, 3PT%, FT%

Dead Ball Rebounds: 2

Technical Fouls: Cook 2, *6, 40

UConn - 80

Record: 15-2 (5-1)

Table with 14 columns: NO., Name, Min, FG, 3P, FT, Rebounds, Fouls, TP, AS, TO, ST, Blocks, +/-

Shooting By Period table with columns: 1st, 2nd, 3rd, 4th, FG%, 3PT%, FT%

Dead Ball Rebounds: 5

Technical Fouls: Newton 2, *6, 40

Summary statistics table including GTN, UCN, Points from Turnovers, Paint, Second Chance, Fast Breaks, Bench, Time with Lead



Officials: James Breeding, Brian O'Connell, Tony Chizzola

UConn - 66

Record: 17-2 (7-1)

Table with 14 columns: NO., Name, Min, FG, 3P, FT, Rebounds, Fouls, TP, AS, TO, ST, Blocks, +/-

Shooting By Period table with columns: 1st, 2nd, 3rd, 4th, FG%, 3PT%, FT%

Dead Ball Rebounds: 1

Technical Fouls: NONE

Villanova - 65

Record: 11-7 (4-3)

Table with 14 columns: NO., Name, Min, FG, 3P, FT, Rebounds, Fouls, TP, AS, TO, ST, Blocks, +/-

Shooting By Period table with columns: 1st, 2nd, 3rd, 4th, FG%, 3PT%, FT%

Dead Ball Rebounds: 1

Technical Fouls: NONE

Summary statistics table including UCONN, VILL, Points from Turnovers, Paint, Second Chance, Fast Breaks, Bench, Time with Lead



Officials: John Gaffney, Ron Groover, Matt Potter

Creighton - 48

Record: 13-5 (4-3)

Table with 14 columns: NO., Name, Min, FG, 3P, FT, Rebounds, Fouls, TP, AS, TO, ST, Blocks, +/-

Shooting By Period table with columns: 1st, 2nd, 3rd, 4th, FG%, 3PT%, FT%

Dead Ball Rebounds: 0

Technical Fouls: NONE

UConn - 62

Record: 16-2 (6-1)

Table with 14 columns: NO., Name, Min, FG, 3P, FT, Rebounds, Fouls, TP, AS, TO, ST, Blocks, +/-

Shooting By Period table with columns: 1st, 2nd, 3rd, 4th, FG%, 3PT%, FT%

Dead Ball Rebounds: 1

Technical Fouls: NONE

Summary statistics table including CRE, UCN, Points from Turnovers, Paint, Second Chance, Fast Breaks, Bench, Time with Lead



Officials: Pat Driscoll, Matt Potter, Evan Burroughs

Xavier - 56

Record: 10-10 (4-5)

Table with 14 columns: NO., Name, Min, FG, 3P, FT, Rebounds, Fouls, TP, AS, TO, ST, Blocks, +/-

Shooting By Period table with columns: 1st, 2nd, 3rd, 4th, FG%, 3PT%, FT%

Dead Ball Rebounds: 5

Technical Fouls: NONE

UConn - 99

Record: 18-2 (8-1)

Table with 14 columns: NO., Name, Min, FG, 3P, FT, Rebounds, Fouls, TP, AS, TO, ST, Blocks, +/-

Shooting By Period table with columns: 1st, 2nd, 3rd, 4th, FG%, 3PT%, FT%

Dead Ball Rebounds: 3

Technical Fouls: NONE

Summary statistics table including XAV, UCN, Points from Turnovers, Paint, Second Chance, Fast Breaks, Bench, Time with Lead



2023-24 UCONN BASKETBALL GAME NOTES

uconnhuskies.com • @UConnMBB





Officials: Pat Driscoll, Ron Groover, Mike Palub

UConn - 101

Record: 23-2 (13-1)

Box score table for UConn vs DePaul. Columns include NO., Name, Min, FG, 3P, FT, Rebounds, Fouls, TP, AS, TO, ST, Blocks, +/-.

Shooting By Period and Technical Fouls summary for UConn vs DePaul.



Officials: James Breeding, John Gaffney, Tony Chiazza

Marquette - 53

Record: 19-6 (10-4)

Box score table for Marquette vs UConn. Columns include NO., Name, Min, FG, 3P, FT, Rebounds, Fouls, TP, AS, TO, ST, Blocks, +/-.

Shooting By Period and Technical Fouls summary for Marquette vs UConn.

DePaul - 65

Record: 3-21 (0-13)

Box score table for DePaul vs UConn. Columns include NO., Name, Min, FG, 3P, FT, Rebounds, Fouls, TP, AS, TO, ST, Blocks, +/-.

Shooting By Period and Technical Fouls summary for DePaul vs UConn.

Summary table for UConn vs DePaul game, including Biggest lead, Best Scoring Run, Lead Changes, Times Tied, Time with Lead.

Summary table for DePaul vs UConn game, including Points from Turnovers, Paint, Second Chance, Fast Breaks, Bench.

UConn - 81

Record: 24-2 (14-1)

Box score table for UConn vs Marquette. Columns include NO., Name, Min, FG, 3P, FT, Rebounds, Fouls, TP, AS, TO, ST, Blocks, +/-.

Shooting By Period and Technical Fouls summary for UConn vs Marquette.

Summary table for UConn vs Marquette game, including Biggest lead, Best Scoring Run, Lead Changes, Times Tied, Time with Lead.

Summary table for Marquette vs UConn game, including Points from Turnovers, Paint, Second Chance, Fast Breaks, Bench.



Officials: Brian O'Connell, Ron Groover, Clarence Armstrong

#1 Connecticut - 66

Record: 24-3 (14-2)

Box score table for #1 Connecticut vs #15 Creighton. Columns include NO., Name, Min, FG, 3P, FT, Rebounds, Fouls, TP, AS, TO, ST, Blocks, +/-.

Shooting By Period and Technical Fouls summary for #1 Connecticut vs #15 Creighton.

Summary table for #1 Connecticut vs #15 Creighton game, including Biggest lead, Best Scoring Run, Lead Changes, Times Tied, Time with Lead.

Summary table for #15 Creighton vs #1 Connecticut game, including Points from Turnovers, Paint, Second Chance, Fast Breaks, Bench.



Officials: Pat Driscoll, Lamar Simpson, Tim Clougherty

Villanova - 54

Record: 15-12 (8-8)

Box score table for Villanova vs UConn. Columns include NO., Name, Min, FG, 3P, FT, Rebounds, Fouls, TP, AS, TO, ST, Blocks, +/-.

Shooting By Period and Technical Fouls summary for Villanova vs UConn.

Summary table for Villanova vs UConn game, including Biggest lead, Best Scoring Run, Lead Changes, Times Tied, Time with Lead.

Summary table for UConn vs Villanova game, including Points from Turnovers, Paint, Second Chance, Fast Breaks, Bench.




Officials: Pat Driscoll, Lamar Simpson, Tim Clougherty



2023-24 UCONN BASKETBALL GAME NOTES
uconnhuskies.com • @UConnMBB




2023-24 UConn Huskies



SOLOMON BALL
Fr. G 6-3 185
Leesburg, Va.



TRISTEN NEWTON
Gr. G 6-5 195
El Paso, Texas



JAYLIN STEWART
Fr. F 6-7 205
Seattle, Wash.



STEPHON CASTLE
Fr. G 6-6 215
Covington, Ga.



HASSAN DIARRA
Sr. G 6-2 190
Queens, N.Y.



ALEX KARABAN
R-So. F 6-8 220
Southborough, Mass.



CAM SPENCER
Grad. G 6-4 205
Davidsonville, Md.



ANDREW HURLEY
Sr. G 6-1 170
Glastonbury, Conn.




JAYDEN ROSS
Fr. G 6-7 195
Bristow, Va.



YOUSOUF SINGARE
Fr. C 6-10 220
Bamako, Mali



DONOVAN CLINGAN
So. C 7-2 280
Bristol, Conn.



**APOSTOLOS
ROUMGLOU**
So. G 6-8 215
Xanthi, Greece.



SAMSON JOHNSON
Jr. F 6-10 225
Lome, Togo



ANDRE JOHNSON JR.
So. G 6-4 170
Bristol, Conn.



DAN HURLEY
Head Coach



KIMANI YOUNG
Associate Head Coach



TOM MOORE
Assistant Coach



LUKE MURRAY
Assistant Coach



2023-24 UCONN BASKETBALL GAME NOTES

uconnhuskies.com • @UConnMBB

1 Solomon BALL



Fr. • G • 6-3 • 185
Leesburg, Va. • Brewster Academy (N.H.)

23-24 Game-By-Game

Opponent	Date	GS	MIN	Total		3-Pointers		Free throws		Rebounds				PF	A	TO	BLK	STL	PTS	AVG	
				FG-FGA	PCT	3FG-3FGA	PCT	FT-FTA	PCT	OFF	DEF	TOT	AVG								
Northern Ariz.	11/06/2023		15:46	1-5	.200	0-3	.000	0-0	.000	0	2	2	2.0	1	0	0	0	1	2	2.0	
Stonehill	11/11/2023		16:34	2-4	.500	1-2	.500	2-2	1.000	1	1	2	2.0	1	0	0	0	1	7	4.5	
Mississippi Val.	11/14/2023	*	28:20	3-12	.250	2-7	.286	2-4	.500	2	1	3	2.3	2	1	1	0	0	10	6.3	
vs Indiana	11/19/2023	*	25:31	4-10	.400	1-5	.200	0-0	.000	0	1	1	2.0	1	1	0	0	0	9	7.0	
vs Texas	11/20/2023	*	28:16	3-5	.600	1-2	.500	0-0	.000	3	0	3	2.2	1	0	1	0	0	7	7.0	
Manhattan	11/24/2023	*	26:48	2-6	.333	0-4	.000	0-0	.000	1	2	3	2.3	1	3	0	0	0	4	6.5	
New Hampshire	11/27/2023	*	28:20	1-8	.125	1-6	.167	0-0	.000	1	4	5	2.7	2	2	1	0	0	3	6.0	
at Kansas	12/01/2023	*	28:52	1-3	.333	1-2	.500	0-0	.000	0	2	2	2.6	1	0	0	0	0	3	5.6	
vs North Carolina	12/05/2023	*	29:03	5-8	.625	3-6	.500	0-0	.000	0	2	2	2.6	2	0	1	0	1	13	6.4	
Ark.-Pine Bluff	12/09/2023	*	25:50	2-7	.286	1-5	.200	4-5	.800	0	2	2	2.5	1	1	1	0	0	9	6.7	
vs Gonzaga	12/15/2023	*	18:09	1-1	1.000	1-1	1.000	0-0	.000	0	0	0	2.3	3	0	0	0	0	3	6.4	
at Seton Hall	12/20/2023	*	22:43	0-4	.000	0-3	.000	6-6	1.000	2	0	2	2.3	1	0	2	0	0	6	6.3	
St. John's (NY)	12/23/2023		13:42	1-2	.500	1-2	.500	0-2	.000	0	0	0	2.1	1	1	0	0	2	3	6.1	
DePaul	01/02/2024		19:48	3-8	.375	2-4	.500	0-0	.000	1	1	2	2.1	1	0	1	0	1	8	6.2	
at Butler	01/05/2024		09:13	0-1	.000	0-0	.000	1-2	.500	0	1	1	2.0	2	0	1	0	0	1	5.9	
at Xavier	01/10/2024		07:03	0-1	.000	0-1	.000	0-0	.000	0	1	1	1.9	1	0	0	0	0	0	5.5	
Georgetown	01/14/2024		09:59	0-0	.000	0-0	.000	0-0	.000	0	0	0	1.8	0	0	1	0	0	0	5.2	
Creighton	01/17/2024		03:06	0-1	.000	0-1	.000	0-0	.000	0	0	0	1.7	1	0	0	0	0	0	4.9	
at Villanova	01/20/2024		02:43	0-0	.000	0-0	.000	0-0	.000	0	0	0	1.6	0	0	0	0	0	0	4.6	
Xavier	01/28/2024		19:24	4-5	.800	4-5	.800	0-0	.000	0	0	0	1.6	0	1	1	0	0	12	5.0	
Providence	01/31/2024		01:39	0-0	.000	0-0	.000	0-0	.000	0	0	0	1.5	0	0	0	0	0	0	4.8	
at St. John's (NY)	02/03/2024		09:16	1-1	1.000	0-0	.000	0-0	.000	1	1	2	1.5	0	0	0	0	0	2	4.6	
Butler	02/06/2024		03:19	0-0	.000	0-0	.000	0-0	.000	0	0	0	1.4	0	0	0	0	0	0	4.4	
at Georgetown	02/10/2024		09:45	1-2	.500	1-2	.500	0-0	.000	0	0	0	1.4	2	0	0	0	0	3	4.4	
at DePaul	02/14/2024		10:09	4-5	.800	1-2	.500	0-0	.000	0	2	2	1.4	0	0	0	0	0	9	4.6	
Marquette	02/17/2024		02:49	1-1	1.000	1-1	1.000	0-0	.000	0	0	0	1.3	0	0	0	0	0	3	4.5	
at Creighton	02/20/2024		01:16	0-0	.000	0-0	.000	0-0	.000	0	0	0	1.3	0	0	0	0	0	0	4.3	
Villanova	02/24/2024		00:20	0-0	.000	0-0	.000	0-0	.000	0	0	0	1.3	0	0	0	0	0	0	4.2	
Seton Hall	03/03/2024		05:28	1-3	.333	0-1	.000	0-0	.000	1	0	1	1.2	0	0	0	0	0	2	4.1	
at Marquette	03/06/2024		00:28	0-0	.000	0-0	.000	0-0	.000	0	0	0	1.2	0	0	0	0	0	0	4.0	
at Providence	03/09/2024		01:00	0-0	.000	0-0	.000	0-0	.000	0	0	0	1.2	0	0	0	0	0	0	3.8	
vs Xavier	03/14/2024		04:24	2-2	1.000	1-1	1.000	0-0	.000	0	1	1	1.2	0	0	2	0	0	5	3.9	
at St. John's (NY)	03/15/2024		00:56	0-1	.000	0-1	.000	0-0	.000	0	0	0	1.1	0	0	0	0	0	0	3.8	
vs Stetson	03/22/2024		08:28	1-5	.200	0-2	.000	1-2	.500	1	1	2	1.1	2	0	1	0	1	3	3.7	
vs Northwestern	03/24/2024		00:50	0-1	.000	0-1	.000	0-0	.000	0	0	0	1.1	0	0	0	0	0	0	3.6	
Totals			10	439:19	44-112	.393	23-70	.329	16-23	.696	14	25	39	1.1	27	10	14	1	7	127	3.6

Career-Highs

- Points**
13 vs. #9 North Carolina (12/5/23)
- Field Goals Made**
5 vs. #9 North Carolina (12/5/23)
- Field Goals Attempted**
12 vs. MVSU (11/14/23)
- Three-Pt. Field Goals Made**
3 vs. #9 North Carolina (12/5/23)
- Three-Pt. Field Goals Attempted**
7 vs. MVSU (11/14/23)
- Free Throws Made**
2 vs. MVSU (11/14/23)
- Free Throws Attempted**
4 vs. MVSU (11/14/23)
- Rebounds**
5 vs. New Hampshire (11/27/23)
- Assists**
3 vs. Manhattan (11/24/23)
- Steals**
1, three times
- Blocks**
1 vs. UAPB (12/9/23)
- Minutes**
29 vs. #9 North Carolina (12/5/23)

Player Averages

Games Played	Minutes/game	Points/game	FG Pct	3FG Pct	FT Pct	Rebounds/game	Assists/game	Turnovers/game	Assist/Turnover ratio	Steals/game	Blocks/game
35	12.6	3.6	39.3	32.9	69.6	1.1	0.3	0.4	0.7	0.3	0.0

Career Stats

SEASON	TEAM	GP-GS	MIN/AVG	Field Goals		3-Point		F-Throws		Rebounds				Scoring						
				FG-FGA	FG%	3FG-3FGA	3FG%	FT-FTA	FT%	OFF	DEF	TOT	AVG	PF-FO	A	TO	BLK	STL	PTS	AVG
2023-24	UConn	35-10	439/12.6	44-112	.393	23-70	.329	16-23	.696	14	25	39	1.1	27-0	10	14	1	7	127	3.6
TOTAL		35-10	439/12.6	44-112	.393	23-70	.329	16-23	.696	14	25	39	1.1	27-0	10	14	1	7	127	3.6



2023-24 UCONN BASKETBALL GAME NOTES

uconnhuskies.com • @UConnMBB

2 Tristen NEWTON



Grad • G • 6-5 • 195
El Paso, Texas • East Carolina • Burges HS

23-24 Game-By-Game

Career-Highs

Opponent	Date	GS	MIN	Total		3-Pointers		Free throws		Rebounds		PF	A	TO	BLK	STL	PTS	AVG			
				FG-FGA	PCT	3FG-3FGA	PCT	FT-FTA	PCT	OFF	DEF								TOT	AVG	
Northern Ariz.	11/06/2023	*	29:32	4-7	.571	0-3	.000	6-7	.857	0	7	7	7.0	3	3	3	0	1	14	14.0	
Stonehill	11/11/2023	*	26:23	7-11	.636	4-7	.571	4-4	1.000	1	6	7	7.0	2	4	3	0	5	22	18.0	
Mississippi Val.	11/14/2023	*	23:31	2-6	.333	1-4	.250	5-5	1.000	1	7	8	7.3	2	7	4	0	1	10	15.3	
vs Indiana	11/19/2023	*	34:21	7-16	.438	1-4	.250	8-10	.800	2	9	11	8.3	3	6	2	0	2	23	17.3	
vs Texas	11/20/2023	*	38:41	3-10	.300	0-3	.000	2-2	1.000	0	4	4	7.4	2	8	3	1	0	8	15.4	
Manhattan	11/24/2023	*	29:31	4-8	.500	3-5	.600	4-4	1.000	0	10	10	7.8	1	13	3	0	2	15	15.3	
New Hampshire	11/27/2023	*	35:23	5-14	.357	0-5	.000	7-9	.778	2	8	10	8.1	2	7	0	1	1	17	15.6	
at Kansas	12/01/2023	*	37:44	10-18	.556	6-9	.667	5-8	.625	3	3	6	7.9	3	2	2	0	1	31	17.5	
vs North Carolina	12/05/2023	*	29:41	6-11	.545	1-4	.250	1-2	.500	0	5	5	7.6	3	5	1	0	1	14	17.1	
Ark.-Pine Bluff	12/09/2023	*	29:01	3-7	.429	1-5	.200	9-10	.900	1	3	4	7.2	2	6	3	0	1	16	17.0	
vs Gonzaga	12/15/2023	*	34:50	3-7	.429	2-5	.400	1-2	.500	0	3	3	6.8	1	5	2	0	1	9	16.3	
at Seton Hall	12/20/2023	*	34:15	5-12	.417	2-5	.400	4-4	1.000	2	4	6	6.8	1	1	6	1	1	16	16.3	
St. John's (NY)	12/23/2023	*	37:19	4-14	.286	1-6	.167	6-9	.667	1	8	9	6.9	2	6	1	0	0	15	16.2	
DePaul	01/02/2024	*	22:43	0-3	.000	0-2	.000	0-0	.000	0	5	5	6.8	2	7	4	0	0	0	15.0	
at Butler	01/05/2024	*	37:29	3-12	.250	1-8	.125	10-13	.769	0	2	2	6.5	1	5	3	0	2	17	15.1	
at Xavier	01/10/2024	*	37:27	5-16	.313	3-7	.429	3-5	.600	3	3	6	6.4	3	11	2	1	1	16	15.2	
Georgetown	01/14/2024	*	35:33	2-11	.182	0-6	.000	5-7	.714	2	5	7	6.5	4	8	4	1	2	9	14.8	
Creighton	01/17/2024	*	32:37	6-15	.400	2-4	.500	2-3	.667	4	4	8	6.6	2	5	2	0	2	16	14.9	
at Villanova	01/20/2024	*	38:44	8-17	.471	3-9	.333	6-7	.857	1	5	6	6.5	1	3	3	1	0	25	15.4	
Xavier	01/28/2024	*	21:39	9-14	.643	4-7	.571	0-0	.000	1	3	4	6.4	1	4	2	0	0	22	15.8	
Providence	01/31/2024	*	38:21	3-9	.333	0-3	.000	10-16	.625	3	8	11	6.6	2	3	3	1	0	16	15.8	
at St. John's (NY)	02/03/2024	*	36:40	4-11	.364	0-4	.000	10-11	.909	0	10	10	6.8	2	7	6	1	2	18	15.9	
Butler	02/06/2024	*	28:53	3-11	.273	1-3	.333	2-2	1.000	1	3	4	6.7	3	3	1	1	1	9	15.6	
at Georgetown	02/10/2024	*	30:40	1-3	.333	0-2	.000	4-4	1.000	1	5	6	6.6	1	9	1	0	1	6	15.2	
at DePaul	02/14/2024	*	29:23	3-9	.333	1-3	.333	3-3	1.000	4	4	8	6.7	0	4	3	1	1	10	15.0	
Marquette	02/17/2024	*	32:30	5-10	.500	3-7	.429	2-2	1.000	3	5	8	6.7	2	8	3	1	1	15	15.0	
at Creighton	02/20/2024	*	36:45	10-21	.476	2-8	.250	5-7	.714	5	7	12	6.9	2	4	2	0	0	27	15.4	
Villanova	02/24/2024	*	36:38	3-10	.300	2-6	.333	2-2	1.000	1	15	16	7.3	1	10	3	0	0	10	15.2	
Seton Hall	03/03/2024	*	31:48	4-9	.444	4-8	.500	5-6	.833	2	2	4	7.1	0	10	2	0	1	17	15.3	
at Marquette	03/06/2024	*	31:40	4-9	.444	2-5	.400	0-0	.000	0	6	6	7.1	3	2	2	0	0	10	15.1	
at Providence	03/09/2024	*	36:10	3-12	.250	2-8	.250	4-4	1.000	3	5	8	7.1	1	5	4	0	0	12	15.0	
vs Xavier	03/14/2024	*	32:59	5-10	.500	2-5	.400	1-2	.500	1	6	7	7.1	0	5	1	0	1	13	14.9	
at St. John's (NY)	03/15/2024	*	38:15	6-11	.545	3-7	.429	10-12	.833	0	6	6	7.1	1	9	1	0	1	25	15.2	
vs Marquette	03/16/2024	*	38:12	4-10	.400	3-8	.375	2-2	1.000	0	5	5	7.0	2	10	3	1	1	13	15.2	
vs Stetson	03/22/2024	*	28:55	5-8	.625	3-5	.600	0-0	.000	0	3	3	6.9	1	8	1	0	0	13	15.1	
vs Northwestern	03/24/2024	*	35:00	7-13	.538	0-6	.000	6-7	.857	0	3	3	6.8	1	10	3	0	2	20	15.3	
Totals			36	1189:13	166-395	.420	63-196	.321	154-191	.806	48	197	245	6.8	63	223	92	12	36	549	15.3

Points

32 vs. Tulane (1/5/22)

Field Goals Made

11 vs. Tulane (1/5/22)

Field Goals Attempted

21 at #15 Creighton (2/20/24)

Three-Pt. Field Goals Made

6 vs. #5 Kansas (12/1/23)

Three-Pt. Field Goals Attempted

10 vs. UCF (1/18/22)

Free Throws Made

14 vs. Buffalo (XL) (11/15/22)

Free Throws Attempted

17 vs. Buffalo (XL) (11/15/22)

Rebounds

16 vs. Villanova (2/24/24)

Assists

13 vs. Manhattan (11/24/23)

Steals

5 vs. Stonehill (11/11/23)

Blocks

2 vs. Creighton (GP) (1/7/23)

Minutes

40 at Memphis (1/27/22)

Player Averages

Games Played	Minutes/ game	Points/ game	FG Pct	3FG Pct	FT Pct	Rebounds/ game	Assists/ game	Turnovers/ game	Assist/Turnover ratio	Steals/ game	Blocks/ game
--------------	---------------	--------------	--------	---------	--------	----------------	---------------	-----------------	-----------------------	--------------	--------------

Career Stats

SEASON	TEAM	GP-GS	MIN/AVG	Field Goals		3-Point		F-Throws		Rebounds				Scoring							
				FG-FGA	FG%	3FG-3FGA	3FG%	FT-FTA	FT%	OFF	DEF	TOT	AVG	PF-FO	A	TO	BLK	STL	PTS	AVG	
2019-20	ECU	31-19	928/29.9	103-264	.390	33-102	.324	101-126	.802	16	123	139	4.5	62-1	114	59	10	37	340	11.0	
2020-21	ECU	17-16	533/31.3	49-141	.348	16-61	.262	34-38	.895	18	55	73	4.3	33-0	72	38	5	21	148	8.7	
2021-22	ECU	30-30	1040/34.7	165-379	.435	48-144	.333	152-173	.879	25	119	144	4.8	71-1	151	104	9	43	530	17.7	
2022-23	UConn	39-38	1123/28.8	107-286	.374	45-123	.366	133-163	.816	45	130	175	4.5	81-0	185	93	10	43	392	10.1	
2023-24	UConn	36-36	1189/33.0	166-395	.420	63-196	.321	154-191	.806	48	197	245	6.8	63-0	223	92	12	36	549	15.3	
TOTAL FOR UConn		75-74	2312/30.8	273-681	.401	108-319	.339	287-354	.811	93	327	420	5.6	144-0	408	185	22	79	941	12.8	
TOTAL			153-139	4813/31.5	590-1465	.403	205-626	.327	574-691	.831	152	624	776	5.1	310-2	745	386	46	180	1959	12.8

Points

31 vs. #5 Kansas (12/1/23)

Field Goals Made

10, twice

Field Goals Attempted

21 at #15 Creighton (2/20/24)

Three-Pt. Field Goals Made

6 vs. #5 Kansas (12/1/23)

Three-Pt. Field Goals Attempted

9 vs. #5 Kansas (12/1/23)

Free Throws Made

10, three times

Free Throws Attempted

16 vs. Providence (1/31/24)

Rebounds

16 vs. Villanova (2/24/24)

Assists

13 vs. Manhattan (11/24/23)

Steals

5 vs. Stonehill (11/11/23)

Blocks

1, several times

Minutes

39 vs. #15 Texas (11/20/23)



2023-24 UCONN BASKETBALL GAME NOTES

uconnhuskies.com • @UConnMBB

3 Jaylin STEWART



Fr. • F • 6-7 • 205
Seattle, Wash. • Garfield HS

23-24 Game-By-Game

Opponent	Date	GS	MIN	Total		3-Pointers		Free throws		Rebounds				PF	A	TO	BLK	STL	PTS	AVG
				FG-FGA	PCT	3FG-3FGA	PCT	FT-FTA	PCT	OFF	DEF	TOT	AVG							
Northern Ariz.	11/06/2023		09:07	2-3	.667	0-1	.000	1-3	.333	1	2	3	3.0	0	0	0	1	0	5	5.0
Stonehill	11/11/2023		10:18	2-3	.667	0-1	.000	0-0	.000	0	1	1	2.0	1	2	0	0	0	4	4.5
Mississippi Val.	11/14/2023		11:24	0-0	.000	0-0	.000	2-4	.500	1	0	1	1.7	1	1	1	0	0	2	3.7
vs Indiana	11/19/2023		08:33	0-1	.000	0-0	.000	0-0	.000	0	0	0	1.3	0	1	1	0	1	0	2.8
vs Texas	11/20/2023		02:54	0-2	.000	0-1	.000	0-0	.000	0	0	0	1.0	0	0	0	0	0	0	2.2
Manhattan	11/24/2023		13:49	3-4	.750	1-1	1.000	0-0	.000	0	1	1	1.0	0	1	0	1	0	7	3.0
New Hampshire	11/27/2023		08:35	0-2	.000	0-2	.000	0-1	.000	0	1	1	1.0	0	0	1	0	0	0	2.6
Ark.-Pine Bluff	12/09/2023		14:38	3-4	.750	0-1	.000	1-3	.333	0	2	2	1.1	1	1	0	0	0	7	3.1
vs Gonzaga	12/15/2023		03:11	0-0	.000	0-0	.000	0-0	.000	0	0	0	1.0	0	0	0	0	0	0	2.8
at Seton Hall	12/20/2023		00:52	0-0	.000	0-0	.000	0-0	.000	0	0	0	0.9	0	0	0	0	0	0	2.5
DePaul	01/02/2024		10:06	1-2	.500	0-1	.000	0-0	.000	1	0	1	0.9	2	1	1	0	1	2	2.5
at Butler	01/05/2024		11:00	2-3	.667	1-2	.500	0-0	.000	1	2	3	1.1	0	0	0	0	0	5	2.7
at Xavier	01/10/2024		13:07	1-1	1.000	0-0	.000	0-0	.000	0	2	2	1.2	3	0	2	0	0	2	2.6
Georgetown	01/14/2024		14:29	1-1	1.000	0-0	.000	0-0	.000	1	2	3	1.3	0	0	0	0	0	2	2.6
Creighton	01/17/2024		06:38	0-0	.000	0-0	.000	0-0	.000	0	1	1	1.3	0	0	0	0	0	0	2.4
at Villanova	01/20/2024		03:16	0-1	.000	0-1	.000	0-0	.000	0	0	0	1.2	0	0	0	0	0	0	2.3
Xavier	01/28/2024		15:55	2-4	.500	1-2	.500	0-0	.000	0	1	1	1.2	1	0	0	0	1	5	2.4
Providence	01/31/2024		05:49	1-3	.333	0-2	.000	0-0	.000	0	1	1	1.2	0	0	0	0	0	2	2.4
at St. John's (NY)	02/03/2024		08:26	0-1	.000	0-1	.000	0-0	.000	0	1	1	1.2	2	0	0	0	0	0	2.3
Butler	02/06/2024		05:23	0-2	.000	0-1	.000	0-0	.000	0	2	2	1.2	0	0	0	0	0	0	2.2
at Georgetown	02/10/2024		08:55	2-4	.500	0-0	.000	1-3	.333	1	0	1	1.2	2	1	0	0	0	5	2.3
at DePaul	02/14/2024		15:25	4-5	.800	3-4	.750	0-0	.000	1	0	1	1.2	3	0	2	0	1	11	2.7
Marquette	02/17/2024		07:47	1-5	.200	0-2	.000	0-0	.000	1	0	1	1.2	0	0	0	1	0	2	2.7
at Creighton	02/20/2024		05:46	1-3	.333	0-0	.000	0-0	.000	1	0	1	1.2	1	0	0	0	0	2	2.6
Villanova	02/24/2024		06:13	0-3	.000	0-2	.000	2-2	1.000	0	1	1	1.2	0	0	0	0	0	2	2.6
Seton Hall	03/03/2024		05:59	0-1	.000	0-1	.000	0-0	.000	0	1	1	1.2	2	0	0	0	0	0	2.5
at Marquette	03/06/2024		11:11	0-2	.000	0-2	.000	0-0	.000	1	0	1	1.1	0	0	0	1	0	0	2.4
at Providence	03/09/2024		06:23	0-1	.000	0-1	.000	0-0	.000	0	1	1	1.1	2	0	0	0	0	0	2.3
vs Xavier	03/14/2024		09:50	0-1	.000	0-1	.000	0-0	.000	1	0	1	1.1	2	1	0	0	0	0	2.2
at St. John's (NY)	03/15/2024		10:35	4-4	1.000	0-0	.000	0-0	.000	1	1	2	1.2	2	0	0	1	0	8	2.4
vs Marquette	03/16/2024		11:28	3-4	.750	3-4	.750	0-0	.000	2	1	3	1.2	0	1	0	0	0	9	2.6
vs Stetson	03/22/2024		15:14	2-5	.400	1-2	.500	0-0	.000	2	2	4	1.3	0	1	1	1	0	5	2.7
vs Northwestern	03/24/2024		09:25	0-0	.000	0-0	.000	0-0	.000	0	0	0	1.3	3	0	0	0	0	0	2.6
Totals		0	301:40	35-75	.467	10-36	.278	7-16	.438	16	26	42	1.3	28	11	9	6	4	87	2.6

Career-Highs

- Points**
11, at DePaul (2/14/24)
- Field Goals Made**
4, at DePaul (2/14/24)
- Field Goals Attempted**
5, at DePaul (2/14/24)
- Three-Pt. Field Goals Made**
3, at DePaul (2/14/24)
- Three-Pt. Field Goals Attempted**
4, at DePaul (2/14/24)
- Free Throws Made**
2 vs. MVSU (11/14/23)
- Free Throws Attempted**
4 vs. MVSU (11/14/23)
- Rebounds**
3 vs. Northern Arizona (11/6/23)
- Assists**
2 vs. Stonehill (11/11/23)
- Steals**
1, four times
- Blocks**
1 (2x), last vs. Manhattan (11/24/23)
- Minutes**
16, vs. Xavier (1/28/24)

Player Averages

Games Played	Minutes/game	Points/game	FG Pct	3FG Pct	FT Pct	Rebounds/game	Assists/game	Turnovers/game	Assist/Turnover ratio	Steals/game	Blocks/game
33	9.1	2.6	46.7	27.8	43.8	1.3	0.3	0.3	1.2	0.1	0.2

Career Stats

SEASON	TEAM	GP-GS	MIN/AVG	Field Goals		3-Point		F-Throws		Rebounds				Scoring						
				FG-FGA	FG%	3FG-3FGA	3FG%	FT-FTA	FT%	OFF	DEF	TOT	AVG	PF-FO	A	TO	BLK	STL	PTS	AVG
2023-24	UConn	33-0	302/9.1	35-75	.467	10-36	.278	7-16	.438	16	26	42	1.3	28-0	11	9	6	4	87	2.6
TOTAL		33-0	302/9.1	35-75	.467	10-36	.278	7-16	.438	16	26	42	1.3	28-0	11	9	6	4	87	2.6

5 Stephon CASTLE



Fr. • G • 6-6 • 215
Covington, Ga. • Newton HS

Career-Highs

23-24 Game-By-Game

#5 CASTLE, Stephon

Opponent	Date	GS	MIN	Total		3-Pointers		Free throws		Rebounds				PF	A	TO	BLK	STL	PTS	AVG	
				FG-FGA	PCT	3FG-3FGA	PCT	FT-FTA	PCT	OFF	DEF	TOT	AVG								
Northern Ariz.	11/06/2023	*	19:18	3-5	.600	1-2	.500	5-8	.625	4	1	5	5.0	3	2	3	0	2	12	12.0	
Stonehill	11/11/2023	*	24:33	5-7	.714	0-1	.000	7-7	1.000	3	5	8	6.5	0	5	1	1	2	17	14.5	
vs North Carolina	12/05/2023		10:36	1-3	.333	0-1	.000	1-2	.500	2	2	4	5.7	1	1	1	1	0	3	10.7	
Ark.-Pine Bluff	12/09/2023		17:33	3-7	.429	0-1	.000	1-1	1.000	1	3	4	5.3	3	4	0	0	2	7	9.8	
vs Gonzaga	12/15/2023		18:47	3-9	.333	0-2	.000	0-0	.000	0	0	0	4.2	0	3	1	0	0	6	9.0	
at Seton Hall	12/20/2023		20:00	2-3	.667	0-0	.000	0-1	.000	0	1	1	3.7	1	2	3	2	1	4	8.2	
St. John's (NY)	12/23/2023	*	26:20	3-10	.300	0-1	.000	2-3	.667	2	5	7	4.1	4	2	1	0	0	8	8.1	
DePaul	01/02/2024	*	29:36	6-7	.857	0-1	.000	2-3	.667	1	3	4	4.1	1	7	3	1	1	14	8.9	
at Butler	01/05/2024	*	36:21	5-9	.556	1-1	1.000	3-3	1.000	3	6	9	4.7	3	4	2	0	2	14	9.4	
at Xavier	01/10/2024	*	35:53	6-9	.667	0-3	.000	0-1	.000	2	4	6	4.8	4	8	5	2	2	12	9.7	
Georgetown	01/14/2024	*	35:04	2-7	.286	1-2	.500	9-12	.750	1	3	4	4.7	4	4	1	0	0	14	10.1	
Creighton	01/17/2024	*	33:20	2-12	.167	1-5	.200	0-1	.000	3	5	8	5.0	1	1	3	0	2	5	9.7	
at Villanova	01/20/2024	*	17:24	1-5	.200	1-4	.250	3-4	.750	2	1	3	4.8	2	2	2	0	1	6	9.4	
Xavier	01/28/2024	*	20:08	3-7	.429	1-1	1.000	5-8	.625	0	3	3	4.7	3	5	0	1	2	12	9.6	
Providence	01/31/2024	*	31:17	7-14	.500	2-4	.500	4-7	.571	3	2	5	4.7	5	1	0	0	1	20	10.3	
at St. John's (NY)	02/03/2024	*	38:53	7-12	.583	2-2	1.000	5-5	1.000	1	2	3	4.6	2	2	1	0	1	21	10.9	
Butler	02/06/2024	*	32:45	2-6	.333	0-1	.000	1-1	1.000	2	1	3	4.5	0	2	1	2	0	5	10.6	
at Georgetown	02/10/2024	*	26:37	8-11	.727	1-2	.500	0-0	.000	0	3	3	4.4	2	0	2	0	0	17	10.9	
at DePaul	02/14/2024	*	27:09	7-10	.700	0-1	.000	1-3	.333	3	1	4	4.4	0	6	0	0	0	15	11.2	
Marquette	02/17/2024	*	23:54	1-7	.143	1-2	.500	0-0	.000	1	2	3	4.4	3	3	1	0	0	3	10.8	
at Creighton	02/20/2024	*	34:48	3-9	.333	0-3	.000	4-4	1.000	0	2	2	4.2	4	1	1	0	0	10	10.7	
Villanova	02/24/2024	*	30:56	3-9	.333	2-6	.333	6-6	1.000	1	5	6	4.3	2	1	2	2	0	14	10.9	
Seton Hall	03/03/2024	*	27:53	9-12	.750	0-1	.000	3-3	1.000	2	2	4	4.3	3	3	1	0	2	21	11.3	
at Marquette	03/06/2024	*	25:05	2-9	.222	0-2	.000	2-2	1.000	2	1	3	4.3	4	3	1	1	0	6	11.1	
at Providence	03/09/2024	*	29:25	6-12	.500	2-4	.500	0-0	.000	1	5	6	4.3	3	3	0	0	4	14	11.2	
vs Xavier	03/14/2024	*	26:28	4-10	.400	0-2	.000	2-3	.667	3	5	8	4.5	1	5	2	2	0	10	11.2	
at St. John's (NY)	03/15/2024	*	24:13	2-5	.400	0-1	.000	2-2	1.000	1	5	6	4.5	3	1	2	0	0	6	11.0	
vs Marquette	03/16/2024	*	26:03	3-7	.429	0-1	.000	0-0	.000	1	2	3	4.5	3	1	3	2	0	6	10.8	
vs Stetson	03/22/2024	*	28:21	6-11	.545	1-2	.500	1-1	1.000	4	1	5	4.5	3	4	0	0	0	14	10.9	
vs Northwestern	03/24/2024	*	25:14	3-6	.500	0-2	.000	1-1	1.000	0	2	2	4.4	4	1	0	0	0	7	10.8	
Totals			26	803:54	118-250	.472	17-61	.279	70-92	.761	49	83	132	4.4	72	87	43	17	25	323	10.8

- Points**
21 (twice), last vs. Seton Hall (3/3/24)
- Field Goals Made**
9 vs. Seton Hall (3/3/24)
- Field Goals Attempted**
14 vs. Providence (1/31/24)
- Three-Pt. Field Goals Made**
2 (3x), last vs. Villanova (2/24/24)
- Three-Pt. Field Goals Attempted**
5 vs. Creighton (1/17/24)
- Free Throws Made**
9 vs. Georgetown (1/14/24)
- Free Throws Attempted**
12 vs. Georgetown (1/14/24)
- Rebounds**
9 at Butler (1/5/24)
- Assists**
8 at Xavier (1/10/24)
- Steals**
4, at Providence (3/9/24)
- Blocks**
2 (2x), last at Xavier (1/10/24)
- Minutes**
36 (2x), last at Xavier (1/10/24)

Player Averages

Games Played	Minutes/game	Points/game	FG Pct	3FG Pct	FT Pct	Rebounds/game	Assists/game	Turnovers/game	Assist/Turnover ratio	Steals/game	Blocks/game
30	26.8	10.8	47.2	27.9	76.1	4.4	2.9	1.4	2.0	0.8	0.6

Career Stats

SEASON	TEAM	GP-GS	MIN/AVG	Field Goals		3-Point		F-Throws		Rebounds				Scoring						
				FG-FGA	FG%	3FG-3FGA	3FG%	FT-FTA	FT%	OFF	DEF	TOT	AVG	PF-FO	A	TO	BLK	STL	PTS	AVG
2023-24	UConn	30-26	804/26.8	118-250	.472	17-61	.279	70-92	.761	49	83	132	4.4	72-1	87	43	17	25	323	10.8
TOTAL		30-26	804/26.8	118-250	.472	17-61	.279	70-92	.761	49	83	132	4.4	72-1	87	43	17	25	323	10.8



2023-24 UCONN BASKETBALL GAME NOTES

uconnhuskies.com • @UConnMBB

10 Hassan DIARRA

Sr. • G • 6-2 • 190

Queens, N.Y. • Texas A&M • Putnam Science Academy



23-24 Game-By-Game

Opponent	Date	GS	MIN	Total		3-Pointers		Free throws		Rebounds				PF	A	TO	BLK	STL	PTS	AVG
				FG-FGA	PCT	3FG-3FGA	PCT	FT-FTA	PCT	OFF	DEF	TOT	AVG							
Northern Ariz.	11/06/2023		21:20	2-5	.400	0-2	.000	2-2	1.000	0	2	2	2.0	1	2	0	1	0	6	6.0
Stonehill	11/11/2023		11:42	1-1	1.000	1-1	1.000	0-0	.000	0	1	1	1.5	1	3	2	0	0	3	4.5
Mississippi Val.	11/14/2023		21:22	2-3	.667	0-1	.000	0-0	.000	1	1	2	1.7	2	3	0	0	0	4	4.3
vs Indiana	11/19/2023		16:31	1-4	.250	0-2	.000	0-0	.000	2	3	5	2.5	2	6	1	1	0	2	3.8
vs Texas	11/20/2023		27:57	2-6	.333	0-3	.000	4-4	1.000	3	3	6	3.2	2	2	0	2	2	8	4.6
Manhattan	11/24/2023		17:39	4-5	.800	1-1	1.000	2-2	1.000	0	2	2	3.0	0	2	1	0	2	11	5.7
New Hampshire	11/27/2023		13:30	0-2	.000	0-1	.000	0-0	.000	0	3	3	3.0	5	2	2	0	3	0	4.9
at Kansas	12/01/2023		17:46	2-3	.667	1-2	.500	0-0	.000	0	2	2	2.9	4	2	3	0	1	5	4.9
vs North Carolina	12/05/2023		15:42	2-3	.667	1-2	.500	1-2	.500	1	4	5	3.1	1	4	2	0	0	6	5.0
Ark.-Pine Bluff	12/09/2023		11:03	1-5	.200	0-0	.000	2-2	1.000	3	1	4	3.2	1	2	0	3	0	4	4.9
vs Gonzaga	12/15/2023		18:34	3-4	.750	0-0	.000	3-4	.750	0	4	4	3.3	1	2	0	1	1	9	5.3
at Seton Hall	12/20/2023		20:24	2-6	.333	0-2	.000	0-0	.000	0	1	1	3.1	3	2	2	0	0	4	5.2
St. John's (NY)	12/23/2023		19:58	0-2	.000	0-1	.000	1-2	.500	1	1	2	3.0	3	1	1	0	0	1	4.8
DePaul	01/02/2024		19:16	4-6	.667	3-4	.750	3-3	1.000	1	4	5	3.1	4	5	0	1	0	14	5.5
at Butler	01/05/2024		17:52	3-4	.750	1-2	.500	2-2	1.000	1	0	1	3.0	1	0	1	0	0	9	5.7
at Xavier	01/10/2024		22:50	4-4	1.000	2-2	1.000	1-2	.500	1	2	3	3.0	1	0	2	0	0	11	6.1
Georgetown	01/14/2024		21:47	3-4	.750	1-1	1.000	0-1	.000	0	1	1	2.9	3	1	0	1	0	7	6.1
Creighton	01/17/2024		16:55	2-6	.333	0-1	.000	1-1	1.000	4	2	6	3.1	1	1	1	0	1	5	6.1
at Villanova	01/20/2024		24:22	1-2	.500	1-2	.500	0-0	.000	0	2	2	3.0	3	3	1	0	0	3	5.9
Xavier	01/28/2024		15:28	1-4	.250	1-2	.500	0-0	.000	0	2	2	3.0	2	5	1	1	2	3	5.8
Providence	01/31/2024		16:29	0-1	.000	0-1	.000	0-0	.000	0	1	1	2.9	0	1	1	0	2	0	5.5
at St. John's (NY)	02/03/2024	*	30:05	2-4	.500	0-1	.000	0-0	.000	0	5	5	3.0	1	1	3	0	2	4	5.4
Butler	02/06/2024		19:25	3-6	.500	0-0	.000	3-3	1.000	2	0	2	2.9	0	3	1	1	0	9	5.6
at Georgetown	02/10/2024		15:21	1-4	.250	0-2	.000	4-7	.571	0	1	1	2.8	0	2	0	0	0	6	5.6
at DePaul	02/14/2024		21:16	3-7	.429	1-3	.333	1-2	.500	0	3	3	2.8	4	4	1	0	4	8	5.7
Marquette	02/17/2024		26:12	4-9	.444	3-6	.500	3-4	.750	1	4	5	2.9	1	6	2	0	3	14	6.0
at Creighton	02/20/2024		19:34	1-2	.500	0-0	.000	0-0	.000	2	1	3	2.9	3	0	2	0	0	2	5.9
Villanova	02/24/2024		16:29	3-6	.500	0-3	.000	2-2	1.000	1	0	1	2.9	1	2	0	0	1	8	5.9
Seton Hall	03/03/2024		17:01	2-3	.667	0-0	.000	0-0	.000	0	2	2	2.8	2	3	1	0	2	4	5.9
at Marquette	03/06/2024		24:28	4-8	.500	1-1	1.000	0-0	.000	1	5	6	2.9	1	2	2	0	1	9	6.0
at Providence	03/09/2024		19:18	1-4	.250	1-1	1.000	0-0	.000	1	1	2	2.9	2	4	1	0	1	3	5.9
vs Xavier	03/14/2024		16:44	1-2	.500	0-0	.000	1-2	.500	1	4	5	3.0	1	4	0	0	0	3	5.8
at St. John's (NY)	03/15/2024		21:05	3-5	.600	1-2	.500	3-3	1.000	0	0	0	2.9	0	1	2	0	0	10	5.9
vs Marquette	03/16/2024		20:34	2-7	.286	1-4	.250	4-4	1.000	1	3	4	2.9	1	3	0	0	1	9	6.0
vs Stetson	03/22/2024		18:20	2-3	.667	0-1	.000	0-0	.000	1	3	4	2.9	4	1	2	0	2	4	5.9
vs Northwestern	03/24/2024		19:36	1-5	.200	0-4	.000	3-5	.600	0	2	2	2.9	1	2	0	0	0	5	5.9
Totals		1	693:56	73-155	.471	21-61	.344	46-59	.780	29	76	105	2.9	63	87	38	12	31	213	5.9

Player Averages

Games Played	Minutes/game	Points/game	FG Pct	3FG Pct	FT Pct	Rebounds/game	Assists/game	Turnovers/game	Assist/Turnover ratio	Steals/game	Blocks/game
36	19.3	5.9	47.1	34.4	78.0	2.9	2.4	1.1	2.3	0.9	0.3

Career Stats

SEASON	TEAM	GP-GS	MIN/AVG	Field Goals		3-Point		F-Throws		Rebounds				Scoring						
				FG-FGA	FG%	3FG-3FGA	3FG%	FT-FTA	FT%	OFF	DEF	TOT	AVG	PF-FO	A	TO	BLK	STL	PTS	AVG
2020-21	TA&M	18-6	354/19.7	36-103	.350	14-46	.304	19-30	.633	7	30	37	2.1	33-0	30	38	2	19	105	5.8
2021-22	TA&M	40-3	614/15.4	78-211	.370	34-105	.324	56-78	.718	7	64	71	1.8	54-0	56	52	8	28	246	6.2
2022-23	UConn	36-3	455/12.7	25-83	.301	7-37	.189	19-37	.514	12	36	48	1.3	44-0	66	38	8	28	76	2.1
2023-24	UConn	36-1	694/19.3	73-155	.471	21-61	.344	46-59	.780	29	76	105	2.9	63-1	87	38	12	31	213	5.9
TOTAL FOR UConn		72-4	1149/16.0	98-238	.412	28-98	.286	65-96	.677	41	112	153	2.1	107-1	153	76	20	59	289	4.0
TOTAL		130-13	2118/16.3	212-552	.384	76-249	.305	140-204	.686	55	206	261	2.0	194-1	239	166	30	106	640	4.9

Career-Highs

- Points**
- 17 vs. Notre Dame (N) (11/24/21)
- Field Goals Made**
- 5 (2x), last vs. Stonehill (XL) (11/7/22)
- Field Goals Attempted**
- 12 vs. Northwestern State (12/21/21)
- Three-Pt. Field Goals Made**
- 4 vs. Dallas Christian (12/27/21)
- Three-Pt. Field Goals Attempted**
- 8 vs. Dallas Christian (12/27/21)
- Free Throws Made**
- 8 vs. Alcorn (3/15/22)
- Free Throws Attempted**
- 11 vs. Notre Dame (N), (11/24/21)
- Rebounds**
- 7 vs. A&M Corpus Christi (11/14/21)
- Assists**
- 7 vs. Stonehill (XL) (11/7/22)
- Steals**
- 6 vs. New Orleans (11/29/20)
- Blocks**
- 2 vs. #15 Texas (11/20/23)
- Minutes**
- 35 vs. Wofford (12/21/20)

Season-Highs

- Points**
- 14 (2x), last vs. #4 Marquette (2/17/24)
- Field Goals Made**
- 4 (3x), last vs. #4 Marquette (2/17/24)
- Field Goals Attempted**
- 9 vs. #4 Marquette (2/17/24)
- Three-Pt. Field Goals Made**
- 3 (2x), last vs. #4 Marquette (2/17/24)
- Three-Pt. Field Goals Attempted**
- 6 vs. #4 Marquette (2/17/24)
- Free Throws Made**
- 4 vs. #15 Texas (11/20/23)
- Free Throws Attempted**
- 4 vs. #15 Texas (11/20/23)
- Rebounds**
- 6 vs. #15 Texas (11/20/23)
- Assists**
- 6 vs. Indiana (11/19/23)
- Steals**
- 3 vs. New Hampshire (11/27/23)
- Blocks**
- 3 vs. UAPB (12/9/23)
- Minutes**
- 28 vs. #15 Texas (11/20/23)



2023-24 UCONN BASKETBALL GAME NOTES

uconnhuskies.com • @UConnMBB

11 Alex KARABAN



R-So. • F • 6-8 • 220
 Southborough, Mass. • IMG Academy (Fla.)

23-24 Game-By-Game

Opponent	Date	GS	MIN	Total		3-Pointers		Free throws		Rebounds				PF	A	TO	BLK	STL	PTS	AVG	
				FG-FGA	PCT	3FG-3FGA	PCT	FT-FTA	PCT	OFF	DEF	TOT	AVG								
Northern Ariz.	11/06/2023	*	27:32	8-12	.667	3-6	.500	3-4	.750	1	6	7	7.0	1	1	0	1	0	22	22.0	
Stonehill	11/11/2023	*	28:47	5-8	.625	1-4	.250	4-4	1.000	3	4	7	7.0	1	0	2	2	2	15	18.5	
Mississippi Val.	11/14/2023	*	23:21	4-6	.667	1-3	.333	5-6	.833	1	4	5	6.3	4	2	1	0	0	14	17.0	
vs Indiana	11/19/2023	*	30:08	5-10	.500	2-6	.333	1-1	1.000	0	6	6	6.3	4	1	2	0	1	13	16.0	
vs Texas	11/20/2023	*	37:06	8-14	.571	4-8	.500	0-0	.000	1	5	6	6.2	0	2	0	1	1	20	16.8	
Manhattan	11/24/2023	*	27:15	6-9	.667	0-2	.000	0-0	.000	2	2	4	5.8	0	1	2	3	0	12	16.0	
New Hampshire	11/27/2023	*	32:23	3-11	.273	0-6	.000	0-0	.000	2	3	5	5.7	3	0	3	2	1	6	14.6	
at Kansas	12/01/2023	*	35:20	4-11	.364	2-7	.286	0-0	.000	1	5	6	5.8	5	0	0	1	1	10	14.0	
vs North Carolina	12/05/2023	*	38:17	8-17	.471	2-9	.222	0-0	.000	3	6	9	6.1	1	5	1	0	2	18	14.4	
Ark.-Pine Bluff	12/09/2023	*	21:51	9-12	.750	6-9	.667	2-2	1.000	2	5	7	6.2	3	3	1	0	0	26	15.6	
vs Gonzaga	12/15/2023	*	32:19	5-9	.556	1-3	.333	0-0	.000	0	4	4	6.0	2	1	3	2	1	11	15.2	
at Seton Hall	12/20/2023	*	34:24	3-12	.250	1-6	.167	2-2	1.000	5	3	8	6.2	2	3	0	0	2	9	14.7	
St. John's (NY)	12/23/2023	*	30:42	3-8	.375	1-4	.250	2-2	1.000	1	2	3	5.9	4	2	0	0	1	9	14.2	
DePaul	01/02/2024	*	32:23	7-9	.778	3-4	.750	0-0	.000	1	6	7	6.0	3	2	2	2	0	17	14.4	
at Butler	01/05/2024	*	30:14	7-10	.700	4-6	.667	2-3	.667	2	3	5	5.9	5	1	3	1	0	20	14.8	
at Xavier	01/10/2024	*	28:41	4-9	.444	3-6	.500	3-4	.750	2	2	4	5.8	1	3	0	1	3	14	14.8	
Georgetown	01/14/2024	*	37:57	9-13	.692	6-8	.750	2-2	1.000	1	4	5	5.8	4	2	3	1	1	26	15.4	
Creighton	01/17/2024	*	33:22	5-11	.455	1-5	.200	2-2	1.000	1	6	7	5.8	0	1	0	1	1	13	15.3	
at Villanova	01/20/2024	*	36:44	3-8	.375	2-5	.400	2-2	1.000	1	4	5	5.8	2	2	0	1	0	10	15.0	
Xavier	01/28/2024	*	22:26	3-8	.375	2-5	.400	0-0	.000	1	6	7	5.9	1	2	0	0	1	8	14.7	
Providence	01/31/2024	*	33:36	4-9	.444	1-5	.200	3-3	1.000	2	2	4	5.8	1	0	1	1	0	12	14.5	
Butler	02/06/2024	*	34:29	3-7	.429	1-3	.333	0-0	.000	0	3	3	5.6	2	0	2	0	3	7	14.2	
at Georgetown	02/10/2024	*	28:22	10-14	.714	4-7	.571	1-2	.500	0	4	4	5.6	1	1	0	0	1	25	14.7	
at DePaul	02/14/2024	*	29:15	6-10	.600	5-8	.625	4-4	1.000	0	5	5	5.5	1	1	0	1	0	21	14.9	
Marquette	02/17/2024	*	32:13	2-9	.222	1-6	.167	2-2	1.000	2	2	4	5.5	0	2	1	1	2	7	14.6	
at Creighton	02/20/2024	*	31:58	2-7	.286	1-3	.333	2-2	1.000	0	1	1	5.3	2	0	0	0	1	7	14.3	
Villanova	02/24/2024	*	33:47	1-8	.125	1-7	.143	0-0	.000	0	2	2	5.2	2	0	0	3	1	3	13.9	
Seton Hall	03/03/2024	*	32:00	5-12	.417	1-6	.167	2-2	1.000	1	3	4	5.1	1	2	0	1	0	13	13.9	
at Marquette	03/06/2024	*	37:37	8-13	.615	5-9	.556	2-2	1.000	4	1	5	5.1	1	3	3	1	2	23	14.2	
at Providence	03/09/2024	*	32:59	6-14	.429	4-6	.667	0-0	.000	1	2	3	5.1	0	0	0	0	2	16	14.2	
vs Xavier	03/14/2024	*	29:28	5-8	.625	1-4	.250	1-2	.500	0	6	6	5.1	2	0	0	0	0	12	14.2	
at St. John's (NY)	03/15/2024	*	34:09	5-10	.500	3-6	.500	1-1	1.000	1	3	4	5.1	3	2	2	1	1	14	14.2	
vs Marquette	03/16/2024	*	28:32	3-9	.333	0-3	.000	0-0	.000	0	2	2	5.0	2	2	0	0	0	6	13.9	
vs Stetson	03/22/2024	*	26:13	5-11	.455	1-5	.200	1-1	1.000	2	2	4	4.9	0	1	0	0	0	12	13.9	
vs Northwestern	03/24/2024	*	32:44	4-7	.571	1-4	.250	0-1	.000	3	2	5	4.9	0	2	0	0	0	9	13.7	
Totals			35	1098:35	178-355	.501	75-194	.387	49-56	.875	47	126	173	4.9	64	50	32	28	31	480	13.7

Player Averages

Games Played	Minutes/game	Points/game	FG Pct	3FG Pct	FT Pct	Rebounds/game	Assists/game	Turnovers/game	Assist/Turnover ratio	Steals/game	Blocks/game
35	31.4	13.7	50.1	38.7	87.5	4.9	1.4	0.9	1.6	0.9	0.8

Career Stats

SEASON	TEAM	GP-GS	MIN/AVG	Field Goals		3-Point		F-Throws		Rebounds				Scoring						
				FG-FGA	FG%	3FG-3FGA	3FG%	FT-FTA	FT%	OFF	DEF	TOT	AVG	PF-FO	A	TO	BLK	STL	PTS	AVG
2022-23	UConn	39-38	1128/28.9	130-273	.476	66-164	.402	38-47	.809	61	115	176	4.5	95-1	66	46	28	21	364	9.3
2023-24	UConn	35-35	1099/31.4	178-355	.501	75-194	.387	49-56	.875	47	126	173	4.9	64-2	50	32	28	31	480	13.7
TOTAL		74-73	2227/30.1	308-628	.490	141-358	.394	87-103	.845	108	241	349	4.7	159-3	116	78	56	52	844	11.4

Career-Highs

- Points**
26 (2x), last vs. Georgetown (1/14/24)
- Field Goals Made**
9 (2x), last vs. Georgetown (1/14/24)
- Field Goals Attempted**
17 vs. #9 North Carolina (12/5/23)
- Three-Pt. Field Goals Made**
6 (2x), last vs. Georgetown (1/14/24)
- Three-Pt. Field Goals Attempted**
9 vs. UAPB (12/9/23)
- Free Throws Made**
4 vs. St. John's (XL) (1/15/23)
- Free Throws Attempted**
5 (2x), last vs. St. John's (XL) (1/15/23)
- Rebounds**
9, last vs. #9 North Carolina (12/5/23)
- Assists**
5 at DePaul (1/31/23)
- Steals**
2 (3x), last vs. Arkansas (NCAA) (3/23/23)
- Blocks**
3 (4x), last vs. Manhattan (11/24/23)
- Minutes**
38 (2x), last vs. Georgetown (1/14/24)

Season-Highs

- Points**
26 (2x), last vs. Georgetown (1/14/24)
- Field Goals Made**
9 (2x), last vs. Georgetown (1/14/24)
- Field Goals Attempted**
17 vs. #9 North Carolina (12/5/23)
- Three-Pt. Field Goals Made**
6 vs. UAPB (12/9/23)
- Three-Pt. Field Goals Attempted**
9 vs. UAPB (12/9/23)
- Free Throws Made**
5 vs. MVSU (11/14/23)
- Free Throws Attempted**
6 vs. MVSU (11/14/23)
- Rebounds**
9 vs. #9 North Carolina (12/5/23)
- Assists**
5 vs. #9 North Carolina (12/5/23)
- Steals**
3 at Xavier (1/10/24)
- Blocks**
3 vs. Manhattan (11/24/23)
- Minutes**
38 vs. Georgetown (1/14/24)

2023-24 UCONN BASKETBALL GAME NOTES

uconnhuskies.com • @UConnMBB

12 Cam SPENCER

Grad • G • 6-4 • 205

Davidsonville, Md. • Rutgers • Boys' Latin School



23-24 Game-By-Game

Opponent	Date	GS	MIN	Total		3-Pointers		Free throws		Rebounds				PF	A	TO	BLK	STL	PTS	AVG
				FG-FGA	PCT	3FG-3FGA	PCT	FT-FTA	PCT	OFF	DEF	TOT	AVG							
Northern Ariz.	11/06/2023	*	27:34	2-3	.667	2-3	.667	2-2	1.000	1	0	1	1.0	3	5	1	0	1	8	8.0
Stonehill	11/11/2023	*	27:22	3-11	.273	2-10	.200	4-4	1.000	3	2	5	3.0	3	6	3	1	0	12	10.0
Mississippi Val.	11/14/2023	*	29:59	9-14	.643	7-11	.636	0-0	.000	1	1	2	2.7	3	4	1	0	2	25	15.0
vs Indiana	11/19/2023	*	32:07	5-8	.625	2-4	.500	6-6	1.000	1	4	5	3.3	4	2	2	0	1	18	15.8
vs Texas	11/20/2023	*	25:27	4-12	.333	2-7	.286	6-6	1.000	0	5	5	3.6	3	5	1	0	0	16	15.8
Manhattan	11/24/2023	*	30:05	7-10	.700	4-4	1.000	0-0	.000	0	1	1	3.2	1	1	2	0	2	18	16.2
New Hampshire	11/27/2023	*	35:27	6-13	.462	3-7	.429	2-2	1.000	0	4	4	3.3	2	3	2	0	4	17	16.3
at Kansas	12/01/2023	*	36:18	2-12	.167	1-7	.143	1-3	.333	1	3	4	3.4	1	2	1	0	0	6	15.0
vs North Carolina	12/05/2023	*	36:41	8-14	.571	3-9	.333	4-5	.800	1	6	7	3.8	3	6	0	0	1	23	15.9
Ark.-Pine Bluff	12/09/2023	*	29:27	5-7	.714	5-6	.833	0-0	.000	1	3	4	3.8	1	4	0	0	1	15	15.8
vs Gonzaga	12/15/2023	*	35:08	5-10	.500	3-6	.500	2-2	1.000	0	4	4	3.8	3	2	1	0	3	15	15.7
at Seton Hall	12/20/2023	*	31:05	2-7	.286	1-5	.200	0-0	.000	1	1	2	3.7	5	3	1	0	0	5	14.8
St. John's (NY)	12/23/2023	*	36:15	5-9	.556	2-4	.500	3-4	.750	2	3	5	3.8	2	2	3	0	1	15	14.8
DePaul	01/02/2024	*	32:00	7-11	.636	4-7	.571	2-2	1.000	0	6	6	3.9	1	1	0	0	0	20	15.2
at Butler	01/05/2024	*	35:22	6-11	.545	2-7	.286	0-0	.000	2	2	4	3.9	3	3	1	1	3	14	15.1
at Xavier	01/10/2024	*	34:08	8-14	.571	3-5	.600	0-1	.000	0	6	6	4.1	2	4	0	1	4	19	15.4
Georgetown	01/14/2024	*	31:50	6-9	.667	5-7	.714	3-3	1.000	2	5	7	4.2	4	3	1	1	2	20	15.6
Creighton	01/17/2024	*	33:20	5-13	.385	1-2	.500	2-3	.667	1	5	6	4.3	1	2	0	1	2	13	15.5
at Villanova	01/20/2024	*	37:22	3-11	.273	1-6	.167	7-7	1.000	1	3	4	4.3	2	3	0	0	1	14	15.4
Xavier	01/28/2024	*	25:24	2-4	.500	1-2	.500	0-0	.000	1	5	6	4.4	2	6	1	0	2	5	14.9
Providence	01/31/2024	*	38:34	3-12	.250	1-8	.125	8-8	1.000	1	6	7	4.5	3	1	2	1	0	15	14.9
at St. John's (NY)	02/03/2024	*	39:19	7-13	.538	5-7	.714	4-4	1.000	2	3	5	4.5	0	3	2	1	3	23	15.3
Butler	02/06/2024	*	38:16	7-12	.583	4-8	.500	2-2	1.000	0	4	4	4.5	2	3	4	0	2	20	15.5
at Georgetown	02/10/2024	*	33:58	3-6	.500	2-4	.500	2-2	1.000	2	4	6	4.6	4	7	1	0	1	10	15.3
at DePaul	02/14/2024	*	30:12	5-10	.500	2-6	.333	2-2	1.000	1	4	5	4.6	1	5	0	0	2	14	15.2
Marquette	02/17/2024	*	32:07	5-10	.500	2-6	.333	2-2	1.000	1	5	6	4.7	1	3	1	0	1	14	15.2
at Creighton	02/20/2024	*	31:38	3-8	.375	0-2	.000	0-0	.000	1	3	4	4.6	0	2	0	0	1	6	14.8
Villanova	02/24/2024	*	35:31	9-13	.692	5-8	.625	2-2	1.000	0	4	4	4.6	2	1	0	0	0	25	15.2
Seton Hall	03/03/2024	*	30:35	2-3	.667	1-1	1.000	0-0	.000	0	2	2	4.5	1	2	1	0	1	5	14.8
at Marquette	03/06/2024	*	31:51	6-10	.600	5-7	.714	0-0	.000	2	6	8	4.6	4	6	0	0	3	17	14.9
at Providence	03/09/2024	*	32:07	4-13	.308	1-6	.167	1-2	.500	0	3	3	4.6	1	5	0	0	1	10	14.7
vs Xavier	03/14/2024	*	33:20	5-11	.455	2-7	.286	0-0	.000	1	2	3	4.5	2	8	3	0	0	12	14.7
at St. John's (NY)	03/15/2024	*	36:31	5-10	.500	4-5	.800	6-6	1.000	2	2	4	4.5	2	9	0	0	0	20	14.8
vs Marquette	03/16/2024	*	35:52	2-6	.333	0-4	.000	0-0	.000	0	3	3	4.5	2	2	1	0	2	4	14.5
vs Stetson	03/22/2024	*	26:31	5-11	.455	3-7	.429	2-2	1.000	2	3	5	4.5	1	3	1	0	1	15	14.5
vs Northwestern	03/24/2024	*	33:09	5-10	.500	1-4	.250	0-0	.000	0	4	4	4.5	1	4	1	0	3	11	14.4
Totals		36	1181:53	176-361	.488	92-209	.440	75-82	.915	34	127	161	4.5	76	131	38	7	51	519	14.4

Player Averages

Games Played	Minutes/game	Points/game	FG Pct	3FG Pct	FT Pct	Rebounds/game	Assists/game	Turnovers/game	Assist/Turnover ratio	Steals/game	Blocks/game
36	32.8	14.4	48.8	44.0	91.5	4.5	3.6	1.1	3.4	1.4	0.2

Career Stats

SEASON	TEAM	GP-GS	MIN/AVG	Field Goals		3-Point		F-Throws		Rebounds				Scoring						
				FG-FGA	FG%	3FG-3FGA	3FG%	FT-FTA	FT%	OFF	DEF	TOT	AVG	PF-FO	A	TO	BLK	STL	PTS	AVG
2019-20	Loyola	23-9	641/27.9	80-163	.491	41-94	.436	30-35	.857	14	65	79	3.4	38-0	72	19	1	8	231	10.0
2020-21	Loyola	5-3	129/25.7	17-40	.425	7-15	.467	10-13	.769	2	20	22	4.4	13-1	15	11	1	5	51	10.2
2021-22	Loyola	30-30	1106/36.9	208-444	.468	59-167	.353	91-106	.858	16	128	144	4.8	44-0	95	39	8	68	566	18.9
2022-23	RU	34-34	1070/31.5	150-338	.444	72-166	.434	76-85	.894	25	105	130	3.8	64-1	105	46	4	69	448	13.2
2023-24	UConn	36-36	1182/32.8	176-361	.488	92-209	.440	75-82	.915	34	127	161	4.5	76-1	131	38	7	51	519	14.4
TOTAL FOR UConn		36-36	1182/32.8	176-361	.488	92-209	.440	75-82	.915	34	127	161	4.5	76-1	131	38	7	51	519	14.4
TOTAL		128-112	4128/32.2	631-1346	.469	271-651	.416	282-321	.879	91	445	536	4.2	235-3	418	153	21	201	1815	14.2

Career-Highs

- Points**
32 at Charleston (11/13/21)
- Field Goals Made**
12 at Charleston (11/13/21)
- Field Goals Attempted**
23 at Army West Point (11/1/22)
- Three-Pt. Field Goals Made**
7 vs. MVSU (11/14/23)
- Three-Pt. Field Goals Attempted**
11 (3x), last vs. MVSU (11/14/23)
- Free Throws Made**
12 vs. Mount St. Mary's (12/4/21)
- Free Throws Attempted**
14 at American (2/26/22)
- Rebounds**
9 vs. Lehigh (2/20/22)
- Assists**
9 vs. St. John's (3/15/24)
- Steals**
6 vs. Columbia (11/7/22)
- Blocks**
2 vs. Lehigh (2/20/22)
- Minutes**
45 at Army West Point (11/1/22)

Season-Highs

- Points**
25 (2x), last vs. Villanova (2/24/24)
- Field Goals Made**
9 (2x), last vs. Villanova (2/24/24)
- Field Goals Attempted**
14 vs. MVSU (11/14/23)
- Three-Pt. Field Goals Made**
7 vs. MVSU (11/14/23)
- Three-Pt. Field Goals Attempted**
11 vs. MVSU (11/14/23)
- Free Throws Made**
8 vs. Providence (1/31/24)
- Free Throws Attempted**
8 vs. Providence (1/31/24)
- Rebounds**
8 at #8 Marquette (3/6/24)
- Assists**
9 vs. St. John's (3/15/24)
- Steals**
4, twice
- Blocks**
1, several times
- Minutes**
39 at St. John's (2/3/24)



2023-24 UCONN BASKETBALL GAME NOTES

uconnhuskies.com • @UConnMBB

20 Andrew HURLEY

Sr. • G • 6-1 • 170
Glastonbury, Conn. • East Catholic HS



Career-Highs

- Points**
3 (2x), last vs. NAU (11/6/23)
- Field Goals Made**
1 (3x), last vs. NAU (11/6/23)
- Field Goals Attempted**
2 vs. Gonzaga (NCAA) (3/25/23)
- Three-Pt. Field Goals Made**
1 (2x), last vs. NAU (11/6/23)
- Three-Pt. Field Goals Attempted**
2 vs. Gonzaga (NCAA) (3/25/23)
- Free Throws Made**
1 vs. Seton Hall (3/3/24)
- Free Throws Attempted**
2 vs. Seton Hall (3/3/24)
- Rebounds**
1 (5x), last vs. San Diego St. (NCAA) (4/3/23)
- Assists**
--
- Steals**
1 vs. LIU (GP) (12/10/22)
- Blocks**
--
- Minutes**
3 (3x), last vs. LIU (GP) (12/10/22)

23-24 Game-By-Game

Opponent	Date	GS	MIN	Total		3-Pointers		Free throws		Rebounds				PF	A	TO	BLK	STL	PTS	
				FG-FGA	PCT	3FG-3FGA	PCT	FT-FTA	PCT	OFF	DEF	TOT	AVG						PTS	AVG
Northern Ariz.	11/06/2023		01:26	1-1	1.000	1-1	1.000	0-0	.000	0	0	0	0.0	0	0	0	0	0	3	3.0
Stonehill	11/11/2023		01:34	0-1	.000	0-1	.000	0-0	.000	0	0	0	0.0	0	0	0	0	0	1.5	
vs Indiana	11/19/2023		01:37	0-0	.000	0-0	.000	0-0	.000	0	0	0	0.0	0	0	1	0	0	1.0	
Manhattan	11/24/2023		01:31	0-1	.000	0-1	.000	0-0	.000	1	0	1	0.3	0	0	0	0	0	0.8	
Ark.-Pine Bluff	12/09/2023		01:07	0-0	.000	0-0	.000	0-0	.000	0	0	0	0.2	1	0	0	0	0	0.6	
DePaul	01/02/2024		01:24	0-0	.000	0-0	.000	0-0	.000	0	0	0	0.2	0	0	0	0	0	0.5	
Xavier	01/28/2024		02:20	1-2	.500	1-2	.500	0-0	.000	0	0	0	0.1	0	0	0	0	3	0.9	
at Georgetown	02/10/2024		00:44	0-0	.000	0-0	.000	0-0	.000	0	0	0	0.1	0	0	0	0	0	0.8	
at DePaul	02/14/2024		01:51	0-0	.000	0-0	.000	0-0	.000	0	0	0	0.1	0	0	0	0	0	0.7	
Seton Hall	03/03/2024		02:01	0-1	.000	0-0	.000	1-2	.500	0	0	0	0.1	0	0	0	0	1	0.7	
at Providence	03/09/2024		00:38	0-0	.000	0-0	.000	0-0	.000	0	0	0	0.1	0	0	0	0	0	0.6	
vs Xavier	03/14/2024		01:43	0-0	.000	0-0	.000	0-0	.000	0	0	0	0.1	0	0	0	0	0	0.6	
vs Stetson	03/22/2024		02:06	0-0	.000	0-0	.000	0-0	.000	0	0	0	0.1	1	0	0	0	0	0.5	
vs Northwestern	03/24/2024		00:57	0-0	.000	0-0	.000	0-0	.000	0	0	0	0.1	0	0	0	0	0	0.5	
Totals			0 20:59	2-6	.333	2-5	.400	1-2	.500	1	0	1	0.1	2	0	1	0	0	7	0.5

Player Averages

Games Played	Minutes/game	Points/game	FG Pct	3FG Pct	FT Pct	Rebounds/game	Assists/game	Turnovers/game	Assist/Turnover ratio	Steals/game	Blocks/game
14	1.5	0.5	33.3	40.0	50.0	0.1	0.0	0.1	0.0	0.0	0.0

Career Stats

SEASON	TEAM	GP-GS	MIN/AVG	Field Goals		3-Point		F-Throws		Rebounds				Scoring						
				FG-FGA	FG%	3FG-3FGA	3FG%	FT-FTA	FT%	OFF	DEF	TOT	AVG	PF-FO	A	TO	BLK	STL	PTS	AVG
2020-21	UConn	4-0	6/1.4	1-1	1.000	1-1	1.000	0-0	.000	0	0	0	0.0	0-0	0	0	0	0	3	0.8
2021-22	UConn	6-0	11/1.8	0-2	.000	0-2	.000	0-0	.000	0	2	2	0.3	1-0	0	0	0	0	0	0.0
2022-23	UConn	15-0	20/1.3	1-7	.143	0-3	.000	0-0	.000	0	3	3	0.2	2-0	0	3	0	2	2	0.1
2023-24	UConn	14-0	21/1.5	2-6	.333	2-5	.400	1-2	.500	1	0	1	0.1	2-0	0	1	0	0	7	0.5
TOTAL		39-0	57/1.5	4-16	.250	3-11	.273	1-2	.500	1	5	6	0.2	5-0	0	4	0	2	12	0.3

Season-Highs

- Points**
3 vs. Northern Arizona (11/6/23)
- Field Goals Made**
1 vs. Northern Arizona (11/6/23)
- Field Goals Attempted**
1 vs. Northern Arizona (11/6/23)
- Three-Pt. Field Goals Made**
1 vs. Northern Arizona (11/6/23)
- Three-Pt. Field Goals Attempted**
1 vs. Northern Arizona (11/6/23)
- Free Throws Made**
1 vs. Seton Hall (3/3/24)
- Free Throws Attempted**
2 vs. Seton Hall (3/3/24)
- Rebounds**
--
- Assists**
--
- Steals**
--
- Blocks**
--
- Minutes**
2 vs. Seton Hall (3/3/24)



2023-24 UCONN BASKETBALL GAME NOTES

uconnhuskies.com • @UConnMBB

23 Jayden ROSS



Fr. • F • 6-7 • 195
Bristow, Va. • Long Island Lutheran (N.Y.)

Career-Highs

23-24 Game-By-Game

Opponent	Date	GS	MIN	Total		3-Pointers		Free throws		Rebounds				PF	A	TO	BLK	STL	PTS	AVG
				FG-FGA	PCT	3FG-3FGA	PCT	FT-FTA	PCT	OFF	DEF	TOT	AVG							
Northern Ariz.	11/06/2023		09:09	0-1	.000	0-1	.000	0-0	.000	0	2	2	2.0	2	1	0	0	0	0	0.0
Stonehill	11/11/2023		12:29	1-5	.200	1-3	.333	0-0	.000	1	0	1	1.5	0	2	0	0	1	3	1.5
Mississippi Val.	11/14/2023		16:51	0-2	.000	0-2	.000	0-0	.000	0	4	4	2.3	0	0	1	0	1	0	1.0
vs Indiana	11/19/2023		03:19	0-0	.000	0-0	.000	0-0	.000	0	0	0	1.8	1	0	1	0	0	0	0.8
Manhattan	11/24/2023		09:23	1-3	.333	0-1	.000	0-0	.000	0	0	0	1.4	0	0	0	0	1	2	1.0
New Hampshire	11/27/2023		04:54	1-1	1.000	0-0	.000	0-0	.000	1	0	1	1.3	1	0	0	0	0	2	1.2
Ark.-Pine Bluff	12/09/2023		05:14	1-2	.500	0-1	.000	0-1	.000	0	1	1	1.3	0	0	0	0	0	2	1.3
at Seton Hall	12/20/2023		00:52	0-0	.000	0-0	.000	0-0	.000	0	0	0	1.1	0	0	0	0	0	0	1.1
DePaul	01/02/2024		04:54	0-2	.000	0-2	.000	0-0	.000	0	1	1	1.1	0	0	0	0	0	0	1.0
Creighton	01/17/2024		00:42	0-0	.000	0-0	.000	0-0	.000	0	0	0	1.0	0	0	0	0	0	0	0.9
Xavier	01/28/2024		10:34	0-2	.000	0-1	.000	0-0	.000	1	0	1	1.0	2	1	0	0	0	0	0.8
at Georgetown	02/10/2024		03:01	0-0	.000	0-0	.000	0-0	.000	0	0	0	0.9	0	0	0	0	0	0	0.8
Marquette	02/17/2024		01:14	0-0	.000	0-0	.000	0-0	.000	0	0	0	0.8	0	0	0	0	0	0	0.7
Villanova	02/24/2024		00:20	0-0	.000	0-0	.000	0-0	.000	0	0	0	0.8	0	0	0	0	0	0	0.6
Seton Hall	03/03/2024		03:18	0-0	.000	0-0	.000	2-2	1.000	1	0	1	0.8	0	0	0	0	0	2	0.7
at Providence	03/09/2024		01:00	0-0	.000	0-0	.000	0-0	.000	0	0	0	0.8	0	0	0	0	0	0	0.7
vs Xavier	03/14/2024		03:31	1-1	1.000	0-0	.000	0-0	.000	0	0	0	0.7	0	1	0	0	0	2	0.8
vs Stetson	03/22/2024		04:02	0-2	.000	0-0	.000	0-0	.000	0	3	3	0.8	0	0	0	0	1	0	0.7
vs Northwestern	03/24/2024		01:24	0-0	.000	0-0	.000	0-2	.000	1	0	1	0.8	0	0	0	0	0	0	0.7
Totals			0 96:10	5-21	.238	1-11	.091	2-5	.400	5	11	16	0.8	6	5	2	0	4	13	0.7

- Points**
3 vs. Stonehill (11/11/23)
- Field Goals Made**
1 vs. Stonehill (11/11/23)
- Field Goals Attempted**
5 vs. Stonehill (11/11/23)
- Three-Pt. Field Goals Made**
1 vs. Stonehill (11/11/23)
- Three-Pt. Field Goals Attempted**
1 vs. Northern Arizona (11/6/23)
- Free Throws Made**
--
- Free Throws Attempted**
--
- Rebounds**
4 vs. MVSU (11/14/23)
- Assists**
2 vs. Stonehill (11/11/23)
- Steals**
1, twice, last vs. MVSU (11/14/23)
- Blocks**
--
- Minutes**
17 vs. MVSU (11/14/23)

Player Averages

Games Played	Minutes/game	Points/game	FG Pct	3FG Pct	FT Pct	Rebounds/game	Assists/game	Turnovers/game	Assist/Turnover ratio	Steals/game	Blocks/game
19	5.1	0.7	23.8	9.1	40.0	0.8	0.3	0.1	2.5	0.2	0.0

Career Stats

SEASON	TEAM	GP-GS	MIN/AVG	Field Goals		3-Point		F-Throws		Rebounds				Scoring						
				FG-FGA	FG%	3FG-3FGA	3FG%	FT-FTA	FT%	OFF	DEF	TOT	AVG	PF	FO	A	TO	BLK	STL	PTS
2023-24	UConn	19-0	96/5.1	5-21	.238	1-11	.091	2-5	.400	5	11	16	0.8	6-0	5	2	0	4	13	0.7
TOTAL		19-0	96/5.1	5-21	.238	1-11	.091	2-5	.400	5	11	16	0.8	6-0	5	2	0	4	13	0.7



2023-24 UCONN BASKETBALL GAME NOTES

uconnhuskies.com • @UConnMBB

24 Youssouf SINGARE



Fr. • C • 6-10 • 220

Bamako, Mali • Our Saviour Lutheran (N.Y.)

Career-Highs

23-24 Game-By-Game

Opponent	Date	GS	MIN	Total		3-Pointers		Free throws		Rebounds				PF	A	TO	BLK	STL	PTS	AVG
				FG-FGA	PCT	3FG-3FGA	PCT	FT-FTA	PCT	OFF	DEF	TOT	AVG							
Northern Ariz.	11/06/2023		02:28	0-0	.000	0-0	.000	0-0	.000	0	1	1	1.0	1	0	1	0	0	0	0.0
Stonehill	11/11/2023		01:34	0-0	.000	0-0	.000	0-0	.000	0	1	1	1.0	0	0	0	0	0	0	0.0
vs Indiana	11/19/2023		02:32	0-0	.000	0-0	.000	0-0	.000	0	2	2	1.3	1	0	0	0	0	0	0.0
Manhattan	11/24/2023		01:31	0-0	.000	0-0	.000	0-0	.000	0	0	0	1.0	0	0	0	0	0	0	0.0
New Hampshire	11/27/2023		00:43	0-0	.000	0-0	.000	0-0	.000	0	0	0	0.8	1	0	0	0	0	0	0.0
vs North Carolina	12/05/2023		00:28	0-0	.000	0-0	.000	0-0	.000	0	0	0	0.7	0	0	0	0	0	0	0.0
Ark.-Pine Bluff	12/09/2023		02:49	0-0	.000	0-0	.000	0-0	.000	0	0	0	0.6	0	0	0	0	0	0	0.0
St. John's (NY)	12/23/2023		05:45	1-1	1.000	0-0	.000	0-0	.000	0	1	1	0.6	0	0	1	0	0	2	0.3
DePaul	01/02/2024		02:08	0-1	.000	0-0	.000	2-2	1.000	0	0	0	0.6	1	0	0	0	2	0.4	
at Butler	01/05/2024		02:20	0-0	.000	0-0	.000	0-0	.000	0	0	0	0.5	1	0	0	0	0	0	0.4
Georgetown	01/14/2024		01:01	0-0	.000	0-0	.000	0-0	.000	0	0	0	0.5	1	0	0	0	0	0	0.4
Creighton	01/17/2024		00:42	0-0	.000	0-0	.000	0-0	.000	0	0	0	0.4	0	0	0	0	0	0	0.3
Xavier	01/28/2024		03:48	0-1	.000	0-0	.000	0-0	.000	1	2	3	0.6	2	0	0	0	0	0	0.3
at Georgetown	02/10/2024		01:52	0-0	.000	0-0	.000	0-0	.000	1	0	1	0.6	0	0	0	0	0	0	0.3
at DePaul	02/14/2024		02:13	0-0	.000	0-0	.000	0-0	.000	0	1	1	0.7	1	0	0	0	0	0	0.3
Marquette	02/17/2024		01:14	0-0	.000	0-0	.000	0-0	.000	0	1	1	0.7	0	0	0	0	0	0	0.3
Seton Hall	03/03/2024		02:51	0-0	.000	0-0	.000	0-0	.000	0	1	1	0.7	0	0	0	0	0	0	0.2
at Providence	03/09/2024		01:00	0-0	.000	0-0	.000	0-0	.000	0	0	0	0.7	0	0	0	0	0	0	0.2
vs Xavier	03/14/2024		02:34	0-0	.000	0-0	.000	0-0	.000	0	0	0	0.6	1	0	0	0	0	0	0.2
vs Stetson	03/22/2024		02:06	0-0	.000	0-0	.000	0-0	.000	0	2	2	0.7	0	0	0	0	0	0	0.2
vs Northwestern	03/24/2024		00:57	0-0	.000	0-0	.000	0-0	.000	0	0	0	0.7	1	0	0	0	0	0	0.2
Totals			0 42:35	1-3	.333	0-0	.000	2-2	1.000	2	12	14	0.7	11	0	1	1	0	4	0.2

Points

2 vs. St. John's (12/23/23)

Field Goals Made

1 vs. St. John's (12/23/23)

Field Goals Attempted

1 vs. St. John's (12/23/23)

Three-Pt. Field Goals Made

--

Three-Pt. Field Goals Attempted

--

Free Throws Made

--

Free Throws Attempted

--

Rebounds

2 vs. Indiana (11/19/23)

Assists

--

Steals

--

Blocks

1 vs. Northern Arizona (11/6/23)

Minutes

6 vs. St. John's (12/23/23)

Player Averages

Games Played	Minutes/game	Points/game	FG Pct	3FG Pct	FT Pct	Rebounds/game	Assists/game	Turnovers/game	Assist/Turnover ratio	Steals/game	Blocks/game
21	2.0	0.2	33.3	0.0	100.0	0.7	0.0	0.0	0.0	0.0	0.0

Career Stats

SEASON	TEAM	GP-GS	MIN/AVG	Field Goals		3-Point		F-Throws		Rebounds				Scoring						
				FG-FGA	FG%	3FG-3FGA	3FG%	FT-FTA	FT%	OFF	DEF	TOT	AVG	PF-FO	A	TO	BLK	STL	PTS	AVG
2023-24	UConn	21-0	43/2.0	1-3	.333	0-0	.000	2-2	1.000	2	12	14	0.7	11-0	0	1	1	0	4	0.2
TOTAL		21-0	43/2.0	1-3	.333	0-0	.000	2-2	1.000	2	12	14	0.7	11-0	0	1	1	0	4	0.2



2023-24 UCONN BASKETBALL GAME NOTES

uconnhuskies.com • @UConnMBB

32 Donovan CLINGAN



Soph. • C • 7-2 • 280
Bristol, Conn. • Bristol Central HS

23-24 Game-By-Game

Opponent	Date	GS	MIN	Total		3-Pointers		Free throws		Rebounds				PF	A	TO	BLK	STL	PTS	AVG
				FG-FGA	PCT	3FG-3FGA	PCT	FT-FTA	PCT	OFF	DEF	TOT	AVG							
Northern Ariz.	11/06/2023	*	14:42	4-8	.500	0-1	.000	4-9	.444	3	5	8	8.0	0	0	0	3	0	12	12.0
Stonehill	11/11/2023	*	16:37	8-15	.533	0-1	.000	0-2	.000	5	2	7	7.5	2	1	2	1	16	14.0	
Mississippi Val.	11/14/2023	*	22:47	7-8	.875	0-0	.000	3-9	.333	2	3	5	6.7	3	1	0	3	0	17	15.0
vs Indiana	11/19/2023	*	30:10	1-3	.333	0-0	.000	5-8	.625	7	2	9	7.3	1	2	2	2	2	7	13.0
vs Texas	11/20/2023	*	12:38	3-4	.750	0-0	.000	1-1	1.000	0	2	2	6.2	3	1	1	0	7	11.8	
Manhattan	11/24/2023	*	18:08	7-11	.636	0-0	.000	3-3	1.000	1	3	4	5.8	0	0	0	1	0	17	12.7
New Hampshire	11/27/2023	*	20:54	12-13	.923	0-0	.000	5-7	.714	3	4	7	6.0	1	1	0	1	1	29	15.0
at Kansas	12/01/2023	*	31:41	3-8	.375	0-1	.000	2-4	.500	2	5	7	6.1	2	2	1	3	0	8	14.1
vs North Carolina	12/05/2023	*	19:26	3-7	.429	0-0	.000	2-5	.400	0	4	4	5.9	4	2	0	2	0	8	13.4
Ark.-Pine Bluff	12/09/2023	*	21:08	4-6	.667	0-0	.000	3-7	.429	2	5	7	6.0	0	0	1	3	1	11	13.2
vs Gonzaga	12/15/2023	*	26:40	8-11	.727	0-0	.000	5-7	.714	4	4	8	6.2	2	3	1	2	1	21	13.9
at Seton Hall	12/20/2023	*	13:34	7-12	.583	0-0	.000	0-0	.000	5	2	7	6.3	3	2	1	1	0	14	13.9
Creighton	01/17/2024		15:31	3-8	.375	0-0	.000	0-0	.000	3	2	5	6.2	2	2	0	2	0	6	13.3
at Villanova	01/20/2024		24:05	3-4	.750	0-0	.000	0-2	.000	3	4	7	6.2	2	0	0	2	0	6	12.8
Xavier	01/28/2024	*	18:32	8-9	.889	1-1	1.000	1-1	1.000	1	7	8	6.3	2	2	1	2	0	18	13.1
Providence	01/31/2024	*	14:53	3-5	.600	0-0	.000	1-2	.500	2	1	3	6.1	4	0	2	1	0	7	12.8
at St. John's (NY)	02/03/2024	*	15:48	2-2	1.000	0-0	.000	1-2	.500	1	4	5	6.1	4	1	1	2	0	5	12.3
Butler	02/06/2024	*	27:52	8-12	.667	0-1	.000	2-4	.500	3	11	14	6.5	1	3	1	3	0	18	12.6
at Georgetown	02/10/2024	*	25:11	1-4	.250	0-0	.000	2-6	.333	2	3	5	6.4	1	6	1	4	0	4	12.2
at DePaul	02/14/2024	*	16:51	3-5	.600	0-0	.000	4-4	1.000	3	2	5	6.4	4	0	0	5	0	10	12.1
Marquette	02/17/2024	*	23:43	7-8	.875	0-0	.000	3-4	.750	5	5	10	6.5	0	2	0	1	2	17	12.3
at Creighton	02/20/2024	*	26:09	6-9	.667	0-0	.000	0-0	.000	5	2	7	6.5	3	0	3	1	2	12	12.3
Villanova	02/24/2024	*	25:14	4-6	.667	0-0	.000	5-6	.833	2	4	6	6.5	2	0	1	1	0	13	12.3
Seton Hall	03/03/2024	*	22:58	7-12	.583	0-0	.000	5-8	.625	3	8	11	6.7	2	2	0	5	0	19	12.6
at Marquette	03/06/2024	*	28:03	3-9	.333	0-0	.000	3-6	.500	4	8	12	6.9	1	2	2	4	2	9	12.4
at Providence	03/09/2024	*	26:42	5-5	1.000	1-1	1.000	0-0	.000	0	7	7	6.9	3	2	0	2	0	11	12.4
vs Xavier	03/14/2024	*	25:33	6-8	.750	0-0	.000	1-3	.333	1	6	7	6.9	1	4	1	2	0	13	12.4
at St. John's (NY)	03/15/2024	*	19:04	3-5	.600	0-0	.000	0-0	.000	0	5	5	6.9	3	0	1	4	0	6	12.2
vs Marquette	03/16/2024	*	30:46	7-12	.583	0-0	.000	8-11	.727	3	13	16	7.2	1	2	1	2	1	22	12.5
vs Stetson	03/22/2024	*	20:12	9-11	.818	0-0	.000	1-2	.500	2	6	8	7.2	3	4	2	0	1	19	12.7
vs Northwestern	03/24/2024	*	27:14	5-7	.714	0-0	.000	4-4	1.000	1	13	14	7.4	1	1	1	8	1	14	12.8
Totals		29	682:47	160-247	.648	2-6	.333	74-127	.583	78	152	230	7.4	61	48	26	75	15	396	12.8

Player Averages

Games Played	Minutes/game	Points/game	FG Pct	3FG Pct	FT Pct	Rebounds/game	Assists/game	Turnovers/game	Assist/Turnover ratio	Steals/game	Blocks/game
31	22.0	12.8	64.8	33.3	58.3	7.4	1.5	0.8	1.8	0.5	2.4

Career Stats

SEASON	TEAM	GP-GS	MIN/AVG	Field Goals		3-Point		F-Throws		Rebounds				Scoring						
				FG-FGA	FG%	3FG-3FGA	3FG%	FT-FTA	FT%	OFF	DEF	TOT	AVG	PF-FO	A	TO	BLK	STL	PTS	AVG
2022-23	UConn	39-0	511/13.1	112-171	.655	0-1	.000	45-87	.517	86	133	219	5.6	73-0	18	40	70	16	269	6.9
2023-24	UConn	31-29	683/22.0	160-247	.648	2-6	.333	74-127	.583	78	152	230	7.4	61-0	48	26	75	15	396	12.8
TOTAL	70-29	1194/17.1	272-418	.651	2-7	.286	119-214	.556	164	285	449	6.4	134-0	66	66	145	31	665	9.5	

Career-Highs

- Points**
29 vs. New Hampshire (11/27/23)
- Field Goals Made**
12 vs. New Hampshire (11/27/23)
- Field Goals Attempted**
15 vs. Stonehill (11/11/23)
- Three-Pt. Field Goals Made**
--
- Three-Pt. Field Goals Attempted**
1 (2x) last vs. NAU (11/6/23)
- Free Throws Made**
5, three times
- Free Throws Attempted**
9 vs. Northern Arizona (11/6/23)
- Rebounds**
16 vs. Marquette (3/16/24)
- Assists**
6 at Georgetown (2/10/24)
- Steals**
2 (4x), last vs. Indiana (11/19/23)
- Blocks**
8 vs. Northwestern (3/24/24)
- Minutes**
31 vs. Indiana (11/19/23)

Season-Highs

- Points**
29 vs. New Hampshire (11/27/23)
- Field Goals Made**
12 vs. New Hampshire (11/27/23)
- Field Goals Attempted**
15 vs. Stonehill (11/11/23)
- Three-Pt. Field Goals Made**
--
- Three-Pt. Field Goals Attempted**
1 vs. Northern Arizona (11/6/23)
- Free Throws Made**
5, three times
- Free Throws Attempted**
9 vs. Northern Arizona (11/6/23)
- Rebounds**
16 vs. Marquette (3/16/24)
- Assists**
6 at Georgetown (2/10/24)
- Steals**
2 vs. Indiana (11/19/23)
- Blocks**
8 vs. Northwestern (3/24/24)
- Minutes**
32 vs. #5 Kansas (12/1/23)

2023-24 UCONN BASKETBALL GAME NOTES

uconnhuskies.com • @UConnMBB

33 Apostolos ROUMOGLOU



Soph. • G • 6-8 • 215
Xanthi, Greece • Arion Xanthi

Career-Highs

- Points**
5 vs. Xavier (1/28/24)
- Field Goals Made**
2 vs. Xavier (1/28/24)
- Field Goals Attempted**
2 vs. Boston U. (GP) (11/11/22)
- Three-Pt. Field Goals Made**
1 (2x), last vs. Xavier (1/28/24)
- Three-Pt. Field Goals Attempted**
1, several times
- Free Throws Made**
2 vs. Stonehill (XL) (11/7/22)
- Free Throws Attempted**
2 vs. Stonehill (XL) (11/7/22)
- Rebounds**
2 vs. LIU (GP) (12/10/22)
- Assists**
1, multiple times
- Steals**
1 vs. LIU (GP) (12/10/22)
- Blocks**
1 (2x), last vs. Xavier (1/28/24)
- Minutes**
7 vs. MVSU (11/14/23)

23-24 Game-By-Game

#33 ROUMOGLOU, Apostolos

Opponent	Date	GS	MIN	Total		3-Pointers		Free throws		Rebounds				PF	A	TO	BLK	STL	PTS	AVG
				FG-FGA	PCT	3FG-3FGA	PCT	FT-FTA	PCT	OFF	DEF	TOT	AVG							
Northern Ariz.	11/06/2023		02:28	0-0	.000	0-0	.000	0-0	.000	0	1	1	1.0	0	1	0	0	0	0	0.0
Stonehill	11/11/2023		01:34	0-0	.000	0-0	.000	0-0	.000	0	0	0	0.5	0	0	0	0	0	0.0	
Mississippi Val.	11/14/2023		06:36	0-0	.000	0-0	.000	0-0	.000	0	1	1	0.7	2	1	0	0	0	0.0	
vs Indiana	11/19/2023		02:32	1-1	1.000	1-1	1.000	0-0	.000	0	0	0	0.5	0	0	0	0	3	0.8	
Manhattan	11/24/2023		03:59	0-2	.000	0-1	.000	0-0	.000	1	0	1	0.6	0	0	0	1	0	0.6	
New Hampshire	11/27/2023		01:28	0-1	.000	0-1	.000	0-0	.000	0	1	1	0.7	0	0	0	0	0	0.5	
Ark.-Pine Bluff	12/09/2023		03:56	0-0	.000	0-0	.000	0-0	.000	0	1	1	0.7	0	0	0	0	0	0.4	
at Seton Hall	12/20/2023		00:52	0-0	.000	0-0	.000	0-0	.000	0	0	0	0.6	0	0	0	0	0	0.4	
DePaul	01/02/2024		02:08	0-1	.000	0-1	.000	0-0	.000	0	1	1	0.7	0	0	0	0	0	0.3	
Creighton	01/17/2024		00:42	0-0	.000	0-0	.000	0-0	.000	0	1	1	0.7	0	0	0	1	0	0.3	
Xavier	01/28/2024		05:03	2-2	1.000	1-1	1.000	0-0	.000	0	1	1	0.7	0	1	0	1	1	5	0.7
at Georgetown	02/10/2024		01:52	1-1	1.000	1-1	1.000	0-0	.000	0	1	1	0.8	0	0	0	0	3	0.9	
at DePaul	02/14/2024		03:45	0-1	.000	0-1	.000	0-0	.000	0	1	1	0.8	0	1	0	0	0	0.8	
Marquette	02/17/2024		01:14	0-0	.000	0-0	.000	0-0	.000	0	0	0	0.7	0	0	0	0	0	0.8	
Villanova	02/24/2024		00:20	0-0	.000	0-0	.000	0-0	.000	0	0	0	0.7	0	0	0	0	0	0.7	
Seton Hall	03/03/2024		03:18	0-0	.000	0-0	.000	0-0	.000	0	0	0	0.6	1	0	0	0	0	0.7	
at Providence	03/09/2024		01:00	0-0	.000	0-0	.000	0-0	.000	0	0	0	0.6	0	0	0	0	0	0.6	
vs Xavier	03/14/2024		01:48	1-1	1.000	1-1	1.000	2-2	1.000	0	1	1	0.6	0	0	0	0	5	0.9	
vs Stetson	03/22/2024		02:06	1-1	1.000	0-0	.000	2-2	1.000	0	0	0	0.6	0	0	0	0	4	1.1	
vs Northwestern	03/24/2024		00:57	0-0	.000	0-0	.000	0-0	.000	0	0	0	0.6	0	0	0	0	0	1.0	
Totals		0	47:37	6-11	.545	4-8	.500	4-4	1.000	1	10	11	0.6	3	4	0	2	2	20	1.0

Player Averages

Games Played	Minutes/game	Points/game	FG Pct	3FG Pct	FT Pct	Rebounds/game	Assists/game	Turnovers/game	Assist/Turnover ratio	Steals/game	Blocks/game
20	2.4	1.0	54.5	50.0	100.0	0.6	0.2	0.0	4.0	0.1	0.1

Season-Highs

- Points**
5 vs. Xavier (1/28/24)
- Field Goals Made**
2 vs. Xavier (1/28/24)
- Field Goals Attempted**
2, twice
- Three-Pt. Field Goals Made**
1, twice
- Three-Pt. Field Goals Attempted**
1, twice
- Free Throws Made**
--
- Free Throws Attempted**
--
- Rebounds**
1, multiple times
- Assists**
1, twice
- Steals**
1, twice
- Blocks**
1, twice
- Minutes**
7 vs. MVSU (11/14/23)

Career Stats

SEASON	TEAM	GP-GS	MIN/AVG	Field Goals		3-Point		F-Throws		Rebounds				Scoring						
				FG-FGA	FG%	3FG-3FGA	3FG%	FT-FTA	FT%	OFF	DEF	TOT	AVG	PF-FO	A	TO	BLK	STL	PTS	AVG
2022-23	UConn	20-0	30/1.5	2-7	.286	0-2	.000	2-3	.667	2	5	7	0.4	4-0	1	2	0	1	6	0.3
2023-24	UConn	20-0	48/2.4	6-11	.545	4-8	.500	4-4	1.000	1	10	11	0.6	3-0	4	0	2	2	20	1.0
TOTAL		40-0	77/1.9	8-18	.444	4-10	.400	6-7	.857	3	15	18	0.5	7-0	5	2	2	3	26	0.7

35 Samson JOHNSON

Jr. • F • 6-10 • 225
Lome, Togo • The Patrick School (N.J.)



23-24 Game-By-Game

Opponent	Date	GS	MIN	Total		3-Pointers		Free throws		Rebounds				PF	A	TO	BLK	STL	PTS	AVG
				FG-FGA	PCT	3FG-3FGA	PCT	FT-FTA	PCT	OFF	DEF	TOT	AVG							
Northern Ariz.	11/06/2023		18:12	5-6	.833	0-1	.000	1-2	.500	1	4	5	5.0	4	0	1	3	0	11	11.0
Stonehill	11/11/2023		20:33	4-5	.800	0-0	.000	0-0	.000	0	1	1	3.0	1	1	0	1	0	8	9.5
Mississippi Val.	11/14/2023		15:49	2-2	1.000	0-0	.000	1-2	.500	3	2	5	3.7	1	0	3	0	0	5	8.0
vs Indiana	11/19/2023		11:22	1-3	.333	0-0	.000	0-0	.000	3	1	4	3.8	4	0	1	1	1	2	6.5
vs Texas	11/20/2023		27:01	6-8	.750	0-0	.000	3-5	.600	1	7	8	4.6	1	0	0	2	1	15	8.2
Manhattan	11/24/2023		20:21	2-3	.667	0-0	.000	0-0	.000	1	4	5	4.7	3	1	1	0	2	4	7.5
New Hampshire	11/27/2023		18:23	4-5	.800	0-0	.000	2-3	.667	5	3	8	5.1	2	1	1	2	0	10	7.9
at Kansas	12/01/2023		12:19	1-1	1.000	0-0	.000	0-0	.000	0	2	2	4.8	2	1	0	0	0	2	7.1
vs North Carolina	12/05/2023		20:06	1-3	.333	0-0	.000	0-0	.000	1	2	3	4.6	3	2	0	1	0	2	6.6
Ark.-Pine Bluff	12/09/2023		16:03	2-2	1.000	0-0	.000	0-0	.000	0	1	1	4.2	4	0	1	2	0	4	6.3
vs Gonzaga	12/15/2023		12:22	1-1	1.000	0-0	.000	0-0	.000	0	2	2	4.0	4	0	1	0	0	2	5.9
at Seton Hall	12/20/2023		20:59	1-2	.500	0-0	.000	0-0	.000	1	1	2	3.8	2	0	1	0	1	2	5.6
St. John's (NY)	12/23/2023	*	29:59	7-10	.700	0-0	.000	2-2	1.000	3	1	4	3.8	4	1	1	1	1	16	6.4
DePaul	01/02/2024	*	22:54	4-5	.800	0-0	.000	0-0	.000	0	1	1	3.6	4	0	0	4	0	8	6.5
at Butler	01/05/2024	*	20:09	4-5	.800	0-0	.000	0-0	.000	1	5	6	3.8	4	0	1	2	1	8	6.6
at Xavier	01/10/2024	*	20:51	3-3	1.000	0-0	.000	0-1	.000	0	2	2	3.7	4	1	1	2	1	6	6.6
Georgetown	01/14/2024	*	12:20	1-2	.500	0-0	.000	0-0	.000	0	1	1	3.5	3	0	0	0	0	2	6.3
Creighton	01/17/2024	*	23:05	2-4	.500	0-1	.000	0-0	.000	2	1	3	3.5	4	1	1	1	0	4	6.2
at Villanova	01/20/2024	*	15:20	1-1	1.000	0-0	.000	0-2	.000	0	2	2	3.4	2	0	1	1	0	2	5.9
Xavier	01/28/2024		17:40	3-3	1.000	0-0	.000	0-0	.000	1	3	4	3.5	3	1	2	1	0	6	6.0
Providence	01/31/2024		19:22	1-2	.500	0-0	.000	0-0	.000	1	3	4	3.5	3	1	2	1	1	2	5.8
at St. John's (NY)	02/03/2024		21:33	2-7	.286	0-0	.000	0-0	.000	3	1	4	3.5	5	0	0	0	2	4	5.7
Butler	02/06/2024		09:38	1-1	1.000	0-0	.000	1-2	.500	0	0	0	3.3	3	0	0	0	2	3	5.6
at Georgetown	02/10/2024		12:57	5-5	1.000	0-0	.000	0-0	.000	0	3	3	3.3	4	0	0	1	0	10	5.8
at DePaul	02/14/2024		12:14	1-2	.500	0-0	.000	1-4	.250	0	1	1	3.2	3	1	1	0	0	3	5.6
Marquette	02/17/2024		15:03	3-4	.750	0-0	.000	0-0	.000	1	0	1	3.2	5	0	3	0	2	6	5.7
at Creighton	02/20/2024		12:06	0-0	.000	0-0	.000	0-0	.000	0	0	0	3.0	4	1	0	0	0	0	5.4
Villanova	02/24/2024		14:12	1-1	1.000	0-0	.000	1-2	.500	2	3	5	3.1	3	0	1	1	0	3	5.4
Seton Hall	03/03/2024		14:11	3-3	1.000	0-0	.000	1-4	.250	1	1	2	3.1	4	1	0	2	0	7	5.4
at Marquette	03/06/2024		09:36	0-2	.000	0-0	.000	0-2	.000	1	1	2	3.0	2	0	1	0	0	0	5.2
at Providence	03/09/2024		12:18	4-7	.571	0-0	.000	0-0	.000	5	1	6	3.1	2	0	2	2	1	8	5.3
vs Xavier	03/14/2024		10:56	5-6	.833	0-0	.000	2-4	.500	1	1	2	3.1	0	1	0	0	0	12	5.5
at St. John's (NY)	03/15/2024		15:12	3-3	1.000	0-0	.000	0-0	.000	0	1	1	3.0	4	1	0	0	1	6	5.5
vs Marquette	03/16/2024		08:33	2-2	1.000	0-0	.000	0-0	.000	0	1	1	3.0	2	0	0	0	0	4	5.5
vs Stetson	03/22/2024		16:25	1-2	.500	0-0	.000	0-0	.000	0	2	2	2.9	4	0	0	1	0	2	5.4
vs Northwestern	03/24/2024		11:49	3-4	.750	0-0	.000	0-0	.000	0	1	1	2.9	1	0	1	1	0	6	5.4
Totals		7	591:54	90-125	.720	0-2	.000	15-35	.429	38	66	104	2.9	108	16	28	33	17	195	5.4

Player Averages

Games Played	Minutes/game	Points/game	FG Pct	3FG Pct	FT Pct	Rebounds/game	Assists/game	Turnovers/game	Assist/Turnover ratio	Steals/game	Blocks/game
36	16.4	5.4	72.0	0.0	42.9	2.9	0.4	0.8	0.6	0.5	0.9

Career Stats

SEASON	TEAM	GP-GS	MIN/AVG	Field Goals		3-Point		F-Throws		Rebounds				Scoring						
				FG-FGA	FG%	3FG-3FGA	3FG%	FT-FTA	FT%	OFF	DEF	TOT	AVG	PF-FO	A	TO	BLK	STL	PTS	AVG
2021-22	UConn	13-0	69/5.3	10-18	.556	1-5	.200	1-2	.500	8	6	14	1.1	15-0	0	2	3	1	22	1.7
2022-23	UConn	12-1	47/3.9	4-8	.500	0-2	.000	3-3	1.000	6	3	9	0.8	6-0	1	2	0	2	11	0.9
2023-24	UConn	36-7	592/16.4	90-125	.720	0-2	.000	15-35	.429	38	66	104	2.9	108-2	16	28	33	17	195	5.4
TOTAL		61-8	707/11.6	104-151	.689	1-9	.111	19-40	.475	52	75	127	2.1	129-2	17	32	36	20	228	3.7

Career-Highs

- Points**
16 vs. St. John's (12/23/23)
- Field Goals Made**
7 vs. St. John's (12/23/23)
- Field Goals Attempted**
10 vs. St. John's (12/23/23)
- Three-Pt. Field Goals Made**
1 vs. Grambling State (GP) (12/4/21)
- Three-Pt. Field Goals Attempted**
2 vs. Coppin State (XL) 3(11/13/21)
- Free Throws Made**
3 vs. #15 Texas (11/24/23)
- Free Throws Attempted**
5 vs. #15 Texas (11/20/23)
- Rebounds**
8, twice
- Assists**
2 vs. #9 North Carolina (12/5/23)
- Steals**
2 vs. Manhattan (11/24/23)
- Blocks**
4 vs. DePaul (1/2/24)
- Minutes**
30 vs. St. John's (12/23/23)

Season-Highs

- Points**
16 vs. St. John's (12/23/23)
- Field Goals Made**
7 vs. St. John's (12/23/23)
- Field Goals Attempted**
10 vs. St. John's (12/23/23)
- Three-Pt. Field Goals Made**
--
- Three-Pt. Field Goals Attempted**
1 vs. Northern Arizona (11/6/23)
- Free Throws Made**
3 vs. #15 Texas (11/20/23)
- Free Throws Attempted**
5 vs. #15 Texas (11/20/23)
- Rebounds**
8, twice
- Assists**
2 vs. #9 North Carolina (12/5/23)
- Steals**
2 vs. Manhattan (11/24/23)
- Blocks**
4 vs. DePaul (1/2/24)
- Minutes**
30 vs. St. John's (12/23/23)



2023-24 UCONN BASKETBALL GAME NOTES

uconnhuskies.com • @UConnMBB

40 Andre JOHNSON JR.



Soph. • G • 6-4 • 170
Bristol, Conn. • South Kent School

Career-Highs

23-24 Game-By-Game

Opponent	Date	GS	MIN	Total		3-Pointers		Free throws		Rebounds				PF	A	TO	BLK	STL	PTS	AVG
				FG-FGA	PCT	3FG-3FGA	PCT	FT-FTA	PCT	OFF	DEF	TOT	AVG							
Northern Ariz.	11/06/2023		01:26	0-1	.000	0-1	.000	0-0	.000	0	0	0	0.0	0	0	0	0	0	0	0.0
vs Indiana	11/19/2023		01:17	0-0	.000	0-0	.000	0-0	.000	0	0	0	0.0	0	0	0	0	0	0	0.0
Ark.-Pine Bluff	12/09/2023		00:20	0-0	.000	0-0	.000	0-0	.000	0	0	0	0.0	0	0	0	0	0	0	0.0
DePaul	01/02/2024		00:40	0-0	.000	0-0	.000	0-0	.000	0	0	0	0.0	0	0	0	0	0	0	0.0
Xavier	01/28/2024		01:39	0-0	.000	0-0	.000	0-0	.000	0	0	0	0.0	0	0	0	0	0	0	0.0
at Georgetown	02/10/2024		00:44	0-0	.000	0-0	.000	0-0	.000	0	0	0	0.0	0	0	0	0	0	0	0.0
at DePaul	02/14/2024		00:15	0-0	.000	0-0	.000	0-0	.000	0	0	0	0.0	0	0	0	0	0	0	0.0
Seton Hall	03/03/2024		00:39	0-0	.000	0-0	.000	0-0	.000	0	0	0	0.0	0	0	0	0	0	0	0.0
vs Xavier	03/14/2024		00:42	0-0	.000	0-0	.000	0-0	.000	0	0	0	0.0	0	0	0	0	1	0	0.0
vs Stetson	03/22/2024		01:01	0-0	.000	0-0	.000	0-0	.000	0	0	0	0.0	0	0	0	0	0	0	0.0
vs Northwestern	03/24/2024		00:44	1-1	1.000	1-1	1.000	0-0	.000	0	0	0	0.0	0	0	0	0	0	3	0.3
Totals		0	09:27	1-2	.500	1-2	.500	0-0	.000	0	0	0	0.0	0	0	0	0	1	3	0.3

Player Averages

Games Played	Minutes/game	Points/game	FG Pct	3FG Pct	FT Pct	Rebounds/game	Assists/game	Turnovers/game	Assist/Turnover ratio	Steals/game	Blocks/game
11	0.9	0.3	50.0	50.0	0.0	0.0	0.0	0.0	0.0	0.1	0.0

Points
3 vs. Northwestern (3/24/24)

Field Goals Made
1 vs. Northwestern (3/24/24)

Field Goals Attempted
1, multiple times

Three-Pt. Field Goals Made
1 vs. Northwestern (3/24/24)

Three-Pt. Field Goals Attempted
1, twice

Free Throws Made
--

Free Throws Attempted
--

Rebounds
--

Assists
--

Steals
--

Blocks
--

Minutes
2 vs. LIU (GP) (12/10/22)

Season-Highs

Points
3 vs. Northwestern (3/24/24)

Field Goals Made
1 vs. Northwestern (3/24/24)

Field Goals Attempted
1, multiple times

Three-Pt. Field Goals Made
1 vs. Northwestern (3/24/24)

Three-Pt. Field Goals Attempted
1, twice

Free Throws Made
--

Free Throws Attempted
--

Rebounds
--

Assists
--

Steals
--

Blocks
--

Minutes
1 vs. Northern Arizona (11/6/23)

Career Stats

SEASON	TEAM	GP-GS	MIN/AVG	Field Goals		3-Point		F-Throws		Rebounds				Scoring							
				FG-FGA	FG%	3FG-3FGA	3FG%	FT-FTA	FT%	OFF	DEF	TOT	AVG	PF-FO	A	TO	BLK	STL	PTS	AVG	
2022-23	UConn	9-0	10/1.1	0-1	.000	0-1	.000	0-0	.000	0	0	0	0.0	0-0	0	0	0	0	0	0	0.0
2023-24	UConn	11-0	9/0.9	1-2	.500	1-2	.500	0-0	.000	0	0	0	0.0	0-0	0	0	0	1	3	0.3	
TOTAL		20-0	19/1.0	1-3	.333	1-3	.333	0-0	.000	0	0	0	0.0	0-0	0	0	0	1	3	0.2	