













































































FRI 10:30 AM
































Women's Gold 5000m




















Results

| PLACE | ATHLETE | 5000M | PTS |
|-------|--|------------------------------------|-----|
| 1 |  Alea Hardie Nebraska [FR] - 313 | 16:44.2 3:19.4 ⇌ | 1 |
| 2 |  Camila Noe Montana State [JR] - 274 | 16:57.4 3:25.8 +13.2 ⇌ | 2 |
| 3 |  Collette Lowengrub UC Riverside [SO] - 462 | 17:03.4 3:28.8 +19.2 ⇌ | 3 |
| 4 |  Julia Heckey Cal Poly [SO] - 188 | 17:06.1 3:26.0 +21.9 ↑1 | 4 |
| 5 |  Morgan Cole Youngstown St. [JR] - 533 | 17:07.6 3:27.6 +23.4 ↓1 | 5 |
| 6 |  Jessica Kain San Diego St. [SR] - 395 | 17:08.4 3:25.2 +24.2 ↑1 | 6 |
| 7 |  Adele Magaud South Alabama [JR] - 422 | 17:10.9 3:23.8 +26.7 ↑2 | 7 |
| 8 |  Kayla Schiera Western Michigan [JR] - 517 | 17:11.5 3:28.7 +27.3 ↓2 | 8 |
| 9 |  Mya Dube Montana State [SO] - 271 | 17:16.8 3:32.2 +32.6 ↓1 | 9 |
| 10 |  Brynna McQuillen Nebraska [SO] - 314 | 17:18.4 3:30.5 +34.2 ⇌ | 10 |
| 11 |  Emily Brown Pittsburgh [SO] - 372 | 17:25.2 3:27.4 +41.0 ⇌ | 11 |
| 12 |  Carissa Buchholz Cal Poly [SO] - 183 | 17:25.8 3:25.7 +41.6 ↑4 | 12 |
| 13 |  Tatiana Cornejo Cal Poly [FR] - 185 | 17:30.3 3:31.3 +46.1 ⇌ | 13 |
| 14 |  Hannah Godwin Nebraska [SO] - 311 | 17:32.6 3:33.6 +48.4 ⇌ | 14 |
| 15 |  Sadie Carey-Tharp Pittsburgh [SO] - 374 | 17:33.3 3:29.6 +49.1 ↑5 | 15 |
| 16 |  Lindsey Paulson Montana State [FR] - 276 | 17:34.3 3:35.5 +50.1 ↓4 | 16 |
| 17 |  Riley Jones UC Riverside [SR] - 461 | 17:36.2 3:32.9 +52.0 ↑2 | 17 |
| 18 |  Halena Rahmaan Texas Tech [JR] - 441 | 17:39.0 3:36.7 +54.8 ⇌ | 18 |
| 19 |  Amanda Olla Cal Poly [JR] - 189 | 17:40.0 3:33.2 +55.8 ↑3 | 19 |
| 20 |  Taya Skelton Nebraska [SO] - 317 | 17:41.0 3:40.5 +56.8 ↓3 | 20 |
| 21 |  Lauren Harper San Diego St. [SR] - 394 | 17:43.3 3:43.9 +59.1 ↓6 | 21 |
| 22 |  Alex Moore Montana State [SO] - 273 | 17:46.5 3:40.9 +1:02.3 ↓1 | 22 |
| 23 |  Sydney Rivas Cal Poly [SR] - 190 | 17:46.9 3:37.9 +1:02.7 ⇌ | 23 |
| 24 |  Nina St. John Cal Poly [SO] - 192 | 17:48.1 3:33.8 +1:03.9 ↑4 | 24 |
| 25 |  Deavion Deleon Nebraska [FR] - 310 | 17:48.8 3:35.0 +1:04.6 ↑2 | 25 |
| 26 |  Elena Vandersloot Montana State [SO] - 279 | 17:49.1 3:36.1 +1:04.9 ↓1 | 26 |
| 27 |  Caroline Rusinski Pittsburgh [SO] - 379 | 17:49.4 3:33.5 +1:05.2 ↑3 | 27 |
| 28 |  Vanessa Cabello San Diego St. [FR] - 392 | 17:49.4 3:25.8 +1:05.2 ↑9 | 28 |
| 29 |  Misty Diaz Cal Poly [JR] - 186 | 17:51.9 3:31.5 +1:07.7 ↑5 | 29 |
| 30 |  Ava Weems Montana State [SR] - 280 | 17:53.0 3:39.6 +1:08.8 ↓4 | 30 |
| 31 |  Cami Merickle Nebraska [SO] - 315 | 17:53.6 3:33.2 +1:09.4 ↑2 | 31 |
| 32 |  Carolinh Calvert UC Riverside [SO] - 459 | 17:55.3 3:37.0 +1:11.1 ↓1 | 32 |
| 33 |  Lindsey Blehm Nebraska [SO] - 309 | 17:55.8 3:35.2 +1:11.6 ↑2 | 33 |
| 34 |  Meg Swietlik Milwaukee [SR] - 270 | 17:58.2 3:45.9 +1:14.0 ↓10 | 34 |
| 35 |  Grace Gilbreth Montana State [SO] - 272 | 18:00.3 3:45.4 +1:16.1 ↓6 | 35 |

| | | | | | | | | | |
|----|---|--|------------------------------------|----|----|---|---|------------------------------------|----|
| 36 |  | Cailin Kinas Milwaukee [SO] - 268 | 18:02.4 3:38.3 +1:18.2 ↑3 | 36 | 56 |  | Brooke Soper Western Michigan [JR] - 519 | 18:27.6 3:49.3 +1:43.4 ↓4 | 54 |
| 37 |  | Emily Burns Milwaukee [SR] - 262 | 18:03.0 3:42.4 +1:18.8 ↓1 | 37 | 57 |  | Kelsey Radobicky Wis.-Green Bay [SO] - 527 | 18:28.6 3:32.2 +1:44.4 ↑18 | 55 |
| 38 |  | Ellie Cates IUPUI [SO] - 228 | 18:05.7 3:40.7 +1:21.5 ↑4 | 38 | 58 |  | Norma Alvarez UC Riverside [SO] - 458 | 18:31.0 3:42.3 +1:46.8 ↑4 | 56 |
| 39 |  | Annalise James Western Michigan [JR] - 512 | 18:05.8 3:37.5 +1:21.6 ↑4 | 39 | 59 |  | Aiamya Dudley Youngstown St. [SO] - 537 | 18:31.4 3:41.0 +1:47.2 ↑6 | 57 |
| 40 |  | Jade Hallgrimson Nebraska [SR] - 312 | 18:06.2 3:37.2 +1:22.0 ↑4 | 40 | 60 |  | Gianna Cagliola Pittsburgh [FR] - 373 | 18:31.4 3:47.7 +1:47.2 ↓3 | 58 |
| 41 |  | Madison Fry IUPUI [SO] - 229 | 18:07.2 3:37.8 +1:23.0 ↑4 | 40 | 61 |  | Ellen Baker Pittsburgh [FR] - 370 | 18:32.8 3:55.8 +1:48.6 ↓12 | 59 |
| 42 |  | Kate Jochims Marquette [JR] - 250 | 18:07.2 3:43.5 +1:23.0 ↓4 | 41 | 62 |  | Amber Elias San Diego St. [JR] - 393 | 18:35.3 3:48.3 +1:51.1 ↓2 | 60 |
| 43 |  | Winnie Incorvaia Pittsburgh [SO] - 377 | 18:09.4 3:45.1 +1:25.2 ↓3 | 42 | 63 |  | Rebekah Harden Akron [SR] - 101 | 18:35.6 3:43.3 +1:51.4 ↑5 | 61 |
| 44 |  | Mackenzie Scott Youngstown St. [SR] - 541 | 18:11.1 3:46.6 +1:26.9 ↓3 | 43 | 64 |  | Victoria Ervin UC Riverside [SO] - 460 | 18:35.9 3:45.8 +1:51.7 ↔ | 62 |
| 45 |  | Danielle Honaker Akron [JR] - 104 | 18:11.4 3:40.2 +1:27.2 ↑2 | 44 | 65 |  | Brittany Helm Milwaukee [SO] - 265 | 18:36.1 3:41.4 +1:51.9 ↑7 | 63 |
| 46 |  | Jacquelyn Abanses Nebraska [SO] - 308 | 18:12.4 3:52.8 +1:28.2 ↓14 | 45 | 66 |  | Madison Hughes Milwaukee [JR] - 266 | 18:36.6 3:43.0 +1:52.4 ↑5 | 64 |
| 47 |  | Hannah Spears Texas Tech [FR] - 442 | 18:18.2 3:42.2 +1:34.0 ↑1 | 45 | 67 |  | Taylor Limbaugh Texas Tech [SO] - 438 | 18:37.5 3:50.4 +1:53.3 ↓6 | 65 |
| 48 |  | Anna Penzkover Marquette [JR] - 258 | 18:18.4 3:37.4 +1:34.2 ↑5 | 46 | 68 |  | Ashlynn Mays Arkansas Tech [SO] - 130 | 18:37.5 3:46.6 +1:53.3 ↓1 | 66 |
| 49 |  | Carly Hall Youngstown St. [SO] - 538 | 18:19.7 3:42.3 +1:35.5 ↑1 | 47 | 69 |  | Isabella Peretti San Diego St. [FR] - 399 | 18:39.1 3:48.7 +1:54.9 ↓3 | 67 |
| 50 |  | Hannah Sale IUPUI [SO] - 234 | 18:23.1 3:52.3 +1:38.9 ↓4 | 48 | 70 |  | Emily Noone Marquette [SR] - 257 | 18:41.4 3:42.6 +1:57.2 ↑9 | 68 |
| 51 |  | Adele Clarke Texas Tech [FR] - 435 | 18:23.5 3:42.0 +1:39.3 ↑4 | 49 | 71 |  | Calli Beshore Arkansas Tech [SO] - 124 | 18:43.1 3:54.1 +1:58.9 ↓8 | 69 |
| 52 |  | Laurel Moneysmith Marquette [JR] - 256 | 18:26.1 3:42.3 +1:41.9 ↑6 | 50 | 72 |  | Katelyn Spooner Western Michigan [SR] - 520 | 18:43.3 3:50.7 +1:59.1 ↓3 | 70 |
| 53 |  | Anna Gallagher Milwaukee [FR] - 264 | 18:26.6 3:45.6 +1:42.4 ↑1 | 51 | 73 |  | Cassandra O'Pry Texas Tech [FR] - 440 | 18:44.8 3:45.5 +2:00.6 ↑7 | 71 |
| 54 |  | Marcie Cudworth Arkansas Tech [SO] - 127 | 18:26.9 3:48.7 +1:42.7 ↓3 | 52 | 74 |  | Libby Booth Arkansas Tech [FR] - 125 | 18:46.1 3:51.0 +2:01.9 ↓1 | 72 |
| 55 |  | Vassi Klock Buffalo [FR] - 169 | 18:27.3 3:43.3 +1:43.1 ↑4 | 53 | 75 |  | Julie Smith IUPUI [FR] - 235 | 18:47.6 3:54.7 +2:03.4 ↓5 | 73 |

| | | | | | | | | | |
|----|---|--|------------------------------------|----|-----|---|--|------------------------------------|-----|
| 76 |  | Makenna Heimlich Akron [SO] - 103 | 18:49.9 3:44.3 +2:05.7 ↑12 | 74 | 96 |  | Audrey Grimm Marquette [SO] - 249 | 19:06.4 3:49.5 +2:22.2 ↑4 | 91 |
| 77 |  | Paris Welker Buffalo [FR] - 171 | 18:51.4 3:51.9 +2:07.2 ↑4 | 75 | 97 |  | Morganne Browning Arkansas Tech [SO] - 126 | 19:07.4 4:02.2 +2:23.2 ↓10 | 92 |
| 78 |  | Clervie Chagot South Alabama [SO] - 419 | 18:52.0 3:55.4 +2:07.8 ↓2 | 76 | 98 |  | Maddie Zaremski Western Michigan [FR] - 521 | 19:11.5 3:56.8 +2:27.3 ↓1 | 93 |
| 79 |  | Riley Cash Cal Poly [FR] - 184 | 18:52.8 4:09.4 +2:08.6 ↓23 | | 99 |  | Hannah Kerr Akron [SO] - 105 | 19:16.0 3:53.5 +2:31.8 ↑5 | 94 |
| 80 |  | Mary Beth Bailey Arkansas Tech [SO] - 123 | 18:54.5 3:55.8 +2:10.3 ↓2 | 77 | 100 |  | Ashley Ventimiglia Youngstown St. [JR] - 542 | 19:16.4 4:00.1 +2:32.2 ↓1 | 95 |
| 81 |  | Grace Aurand Valparaiso [SO] - 490 | 18:54.9 3:50.6 +2:10.7 ↑5 | 78 | 101 |  | Maddie Heimlich Akron [FR] - 102 | 19:22.3 4:04.2 +2:38.1 ↔ | 96 |
| 82 |  | Halle Sebest Akron [SO] - 108 | 18:56.7 3:46.7 +2:12.5 ↑12 | 79 | 102 |  | Kyra Flesvig Wis.-Green Bay [FR] - 524 | 19:23.4 4:04.8 +2:39.2 ↔ | 97 |
| 83 |  | Lexi Bernard Buffalo [FR] - 163 | 18:56.9 3:55.8 +2:12.7 ↓1 | 80 | 103 |  | Brianna Urban Buffalo [FR] - 170 | 19:23.7 3:59.4 +2:39.5 ↑2 | 98 |
| 84 |  | Madison Parrone San Diego St. [FR] - 398 | 18:58.9 4:00.6 +2:14.7 ↓7 | 81 | 104 |  | Reagan Flannery Pittsburgh [SO] - 376 | 19:25.9 4:12.4 +2:41.7 ↓9 | 99 |
| 85 |  | Taylor Bailey-Lustyan San Diego St. [SR] - 391 | 18:59.2 3:53.5 +2:15.0 ↑4 | 82 | 105 |  | Emeline Mangham Texas Tech [FR] - 439 | 19:27.3 3:52.7 +2:43.1 ↑3 | 100 |
| 86 |  | Sydney George Texas Tech [SO] - 436 | 18:59.4 3:57.8 +2:15.2 ↓3 | 83 | 106 |  | Felicity West Arkansas Tech [SO] - 133 | 19:29.7 4:10.9 +2:45.5 ↓3 | 101 |
| 87 |  | Malena Cybak Youngstown St. [FR] - 535 | 18:59.8 3:58.1 +2:15.6 ↓3 | 84 | 107 |  | Sophia Taylor IUPUI [JR] - 237 | 19:30.2 3:57.1 +2:46.0 ↔ | 102 |
| 88 |  | Emma Tonesberg South Alabama [SO] - 424 | 19:00.9 3:51.3 +2:16.7 ↑4 | 85 | 108 |  | Mallory Lafever Marquette [JR] - 253 | 19:31.4 3:56.5 +2:47.2 ↑1 | 103 |
| 89 |  | Abbey Weitenbeck South Alabama [JR] - 425 | 19:01.1 3:51.2 +2:16.9 ↑4 | 86 | 109 |  | Ellie Roeglin Valparaiso [SO] - 494 | 19:33.4 3:55.0 +2:49.2 ↑2 | 104 |
| 90 |  | Nicole Meyer San Diego St. [SO] - 397 | 19:01.8 3:54.1 +2:17.6 ↔ | | 110 |  | Lyndsay Sass Wis.-Green Bay [FR] - 528 | 19:34.1 3:52.3 +2:49.9 ↑5 | 105 |
| 91 |  | Bronagh Cassidy Buffalo [FR] - 165 | 19:02.9 3:48.6 +2:18.7 ↑5 | 87 | 111 |  | Meghana Caron Buffalo [JR] - 164 | 19:35.1 3:55.9 +2:50.9 ↑2 | 106 |
| 92 |  | Laci Provenzano IUPUI [SO] - 233 | 19:03.4 4:00.1 +2:19.2 ↓7 | 88 | 112 |  | Sara Jochims Milwaukee [SO] - 267 | 19:36.1 3:52.1 +2:51.9 ↑6 | 107 |
| 93 |  | Molly Hopple Youngstown St. [FR] - 539 | 19:04.3 3:56.0 +2:20.1 ↓2 | 89 | 113 |  | Lexi Keppler Marquette [SO] - 251 | 19:36.3 3:52.7 +2:52.1 ↑4 | 108 |
| 94 |  | Hannah Perrin Montana State [SO] - 277 | 19:05.2 4:09.8 +2:21.0 ↓20 | | 114 |  | Kaitlynn Leaday Valparaiso [SO] - 492 | 19:38.5 4:02.1 +2:54.3 ↓4 | 109 |
| 95 |  | Alicia Kawa Wis.-Green Bay [SO] - 525 | 19:06.3 3:50.5 +2:22.1 ↑3 | 90 | 115 |  | Grace Beyer Wis.-Green Bay [FR] - 522 | 19:39.5 3:54.5 +2:55.3 ↑6 | 110 |

| | | | |
|-----|--|------------------------------------|-----|
| 116 |  Ellie Smith Wis.-Green Bay [SO] - 529 | 19:44.2 3:59.2 +3:00.0 ↑4 | 111 |
| 117 |  Mandy Sykora Arkansas Tech [SO] - 132 | 19:44.7 4:06.3 +3:00.5 ↓5 | |
| 118 |  Claire Mehling IUPUI [JR] - 231 | 19:44.9 4:05.4 +3:00.7 ↓4 | 112 |
| 119 |  Kara Krol IUPUI [JR] - 230 | 19:49.8 4:05.0 +3:05.6 ↔ | |
| 120 |  Avery Stanley Arkansas Tech [FR] - 131 | 19:49.9 4:03.1 +3:05.7 ↑2 | |
| 121 |  Kiannah Sarver Cleveland St. [JR] - 215 | 19:51.6 3:59.5 +3:07.4 ↑4 | 113 |
| 122 |  Marissa Valentini Marquette [JR] - 261 | 19:53.3 4:01.9 +3:09.1 ↑2 | |
| 123 |  Anna Cohen Pittsburgh [FR] - 375 | 19:54.5 4:07.4 +3:10.3 ↔ | |
| 124 |  Hannah Korte Cleveland St. [SR] - 211 | 19:55.7 4:12.6 +3:11.5 ↓8 | 114 |
| 125 |  Samantha Velazquez UC Riverside [JR] - 465 | 19:56.9 4:04.3 +3:12.7 ↑1 | 115 |
| 126 |  Joely Overstreet Valparaiso [SO] - 493 | 19:57.6 4:03.3 +3:13.4 ↑1 | 116 |
| 127 |  Victoria Valenzuela UC Riverside [FR] - 464 | 19:58.5 4:04.0 +3:14.3 ↑1 | 117 |
| 128 |  Ashley Shipps Western Michigan [SR] - 518 | 19:59.7 4:02.6 +3:15.5 ↑2 | 118 |
| 129 |  Mikaela Sullivan Marquette [JR] - 260 | 20:00.5 3:55.0 +3:16.3 ↑5 | |
| 130 |  Ariana Coats Cleveland St. [SO] - 208 | 20:04.7 4:08.3 +3:20.5 ↓1 | 119 |
| 131 |  Gabrielle Feber Buffalo [JR] - 167 | 20:06.0 4:03.5 +3:21.8 ↔ | 120 |
| 132 |  Chloe Freeland Buffalo [SO] - 168 | 20:08.3 4:05.0 +3:24.1 ↔ | |
| 133 |  Alina Worzella Valparaiso [FR] - 497 | 20:13.6 4:09.7 +3:29.4 ↔ | 121 |
| 134 |  Alexandra Lutz Western Michigan [SO] - 514 | 20:19.2 4:08.8 +3:35.0 ↑3 | 122 |
| 135 |  Brianna Splaine Valparaiso [SO] - 495 | 20:20.0 4:10.1 +3:35.8 ↑1 | 123 |
| 136 |  Emerson Rainsburg Akron [SO] - 106 | 20:22.5 4:09.8 +3:38.3 ↑2 | 124 |
| 137 |  Claire Wood Wis.-Green Bay [FR] - 532 | 20:26.1 4:09.8 +3:41.9 ↑3 | 125 |
| 138 |  Madeline Crissman Cleveland St. [FR] - 210 | 20:26.1 4:07.5 +3:41.9 ↑3 | 126 |
| 139 |  Margaret Raab Western Michigan [JR] - 516 | 20:33.1 4:24.6 +3:48.9 ↓4 | |
| 140 |  Madelynn Madison Cleveland St. [SO] - 212 | 20:37.1 4:21.1 +3:52.9 ↓1 | 127 |
| 141 |  Ana Crangle Cleveland St. [FR] - 209 | 20:48.1 4:19.7 +4:03.9 ↑1 | 128 |
| 142 |  Hannah Wilcox-Borg Wis.-Green Bay [SO] - 531 | 20:57.6 4:18.5 +4:13.4 ↑1 | |
| 143 |  Emily Nemeth Cleveland St. [SR] - 214 | 21:18.2 4:26.9 +4:34.0 ↑1 | 129 |
| 144 |  Delaney Knoll Western Michigan [SO] - 513 | 21:32.7 6:02.5 +4:48.5 ↓38 | |
| 145 |  Shay Lee South Alabama [SR] - 420 | 21:56.6 4:38.6 +5:12.4 ↔ | 130 |
| DNF |  Madeline Nacci Cleveland St. [SR] - 213 | | |

| PLACE | TEAM | 5000M | 1 | 2 | 3 | 4 | 5 | (6) | (7) |
|-------|--|------------|-----|-----|-----|-----|-----|-------|-------|
| 1 ↑1 |  Nebraska | 70 +1 | 1 | 10 | 14 | 20 | 25 | (31) | (33) |
| 2 ↑1 |  Cal Poly | 71 -8 | 4 | 12 | 13 | 19 | 23 | (24) | (29) |
| 3 ↓2 |  Montana State | 75 +7 | 2 | 9 | 16 | 22 | 26 | (30) | (35) |
| 4 ⇔ |  Pittsburgh | 153 +6 | 11 | 15 | 27 | 42 | 58 | (59) | (99) |
| 5 ⇔ |  UC Riverside | 170 -3 | 3 | 17 | 32 | 56 | 62 | (115) | (117) |
| 6 ⇔ |  San Diego St. | 182 +4 | 6 | 21 | 28 | 60 | 67 | (81) | (82) |
| 7 ⇔ |  Milwaukee | 221 +4 | 34 | 36 | 37 | 51 | 63 | (64) | (107) |
| 8 ⇔ |  Youngstown St. | 236 +2 | 5 | 43 | 47 | 57 | 84 | (89) | (95) |
| 9 ⇔ |  Texas Tech | 248 -3 | 18 | 45 | 49 | 65 | 71 | (83) | (100) |
| 10 ⇔ |  Western Michigan | 264 +8 | 8 | 39 | 54 | 70 | 93 | (118) | (122) |
| 11 ⇔ |  IUPUI | 287 +11 | 38 | 40 | 48 | 73 | 88 | (102) | (112) |
| 12 ⇔ |  Marquette | 296 -17 | 41 | 46 | 50 | 68 | 91 | (103) | (108) |
| 13 ⇔ |  Arkansas Tech | 336 +19 | 52 | 66 | 69 | 72 | 77 | (92) | (101) |
| 14 ⇔ |  Akron | 352 -27 | 44 | 61 | 74 | 79 | 94 | (96) | (124) |
| 15 ⇔ |  South Alabama | 384 -2 | 7 | 76 | 85 | 86 | 130 | | |
| 16 ⇔ |  Buffalo | 393 -9 | 53 | 75 | 80 | 87 | 98 | (106) | (120) |
| 17 ⇔ |  Wis.-Green Bay | 457 -26 | 55 | 90 | 97 | 105 | 110 | (111) | (125) |
| 18 ⇔ |  Valparaiso | 528 -4 | 78 | 104 | 109 | 116 | 121 | (123) | |
| 19 ⇔ |  Cleveland St. | 599 +3 | 113 | 114 | 119 | 126 | 127 | (128) | (129) |