



Don Coryell, who coached San Diego State from 1961-72, leads all Aztec coaches in wins (104), winning percentage (.840) and games coached (125).

Inside:

Offense Year-By-Year	146
Defense Year-By-Year	148
Coaching History	150
Bowl History	151
2017-18 Bowl Schedule	155
First-Team All-Americans	156
National Honors	157
Conference Honors	159
Team Awards	162
NFL Draft	166
Aztecs in the NFL	168
Letterwinners	170
All-Time Scores	176
All-Time Series Results	188
Second-Half Comebacks	190
Largest Comebacks	191
National Rankings	192
Game Types	193
Starting QB Debuts	195
Year-By-Year Records	196

Offense Year-By-Year



SEVEN STRAIGHT BOWL GAME APPEARANCES ► 21 CONFERENCE CHAMPIONSHIPS

OFFENSE YEAR-BY-YEAR ◀ HISTORY

Season	G			Conf.			Rushing					Passing						NR		CR		
	G	W-L-T	Pct.	W-L-T	Pct.	Place	No.	Yds.	TDs	YPG	YPC	Att.	Com.	Int.	TDs	Yards	Rating	YPG	NR	CR		
1949	9	6-3	.667	3-1	.750	2nd	432	1,771		196.8	4.1	164	71	18	10	967	91.0	107.4				
1950	9	5-3-1	.611	3-0-1	.875	1st	403	1,561	18	173.4	3.9	171	83	17	13	1,275	116.4	141.7				
1951	11	10-0-1	.954	4-0	1.000	1st	417	2,083	30	208.3	5.0	219	107	12	17	1,585	124.3	158.5				
1952	9	4-5	.444	2-2	.500	3rd	427	2,425		269.4	5.7	200	86	16	12	1,145	94.9	127.2				
1953	9	5-3-1	.611	3-1-1	.700	2nd	387	1,959	28	217.7	5.1	136	50	17	5	812	74.1	90.2				
1954	9	5-4	.556	2-2	.500	2nd	404	1,782	20	198.0	4.4	147	58	13	6	585	68.7	65.0				
1955	10	2-8	.200	no conference standings			390	988	5	98.8	2.5	159	75	18	5	930	84.0	93.0				
1956	9	4-3-2	.556	2-1-1	.625	t-2nd	419	1,522		169.1	3.6	136	56	12	5	845	87.9	93.9				
1957	9	2-7	.222	0-1	.000	5th	340	933		103.7	2.7	175	68	17	6	1,088	83.0	120.9				
1958	8	3-5	.375	1-4	.200	4th	262	637	9	79.6	2.4	167	68	14	9	888	86.4	111.0				
1959	8	1-6-1	.187	0-5	.000	6th	278	880	4	110.0	3.2	140	66	16	7	742	85.3	92.8				
1960	8	1-6-1	.187	0-5	.000	6th		922	4	115.3		111	64	9	2	475	83.3	59.4				
1961	10	7-2-1	.750	2-2-1	.500	3rd	442	2,140	24	214.0	4.8	124	62	3	10	1,079	144.9	107.9				
1962	10	8-2	.800	5-0	1.000	1st	490	2,317	31	231.7	4.7	117	66	8	9	1,018	141.2	101.8				
1963	9	7-2	.778	3-1	.750	t-1st	417	1,977	30	219.7	4.7	147	68	7	13	1,287	139.5	143.0				
1964	10	8-2	.800	4-1	.800	2nd	408	2,150	32	215.0	5.2	250	132	10	27	2,076	150.2	207.6				
1965	10	8-2	.800	3-2	.600	3rd	382	2,022	22	202.2	5.3	256	160	13	25	2,083	152.2	208.3				
1966	11	11-0	1.000	5-0	1.000	1st	361	1,585	18	158.5	4.4	299	166	17	19	2,681	140.4	268.1				
1967	11	10-1	.909	5-0	1.000	1st	449	1,738	21	173.8	3.8	220	114	11	15	1,819	133.8	181.9				
1968	10	9-0-1	.950	independent			489	1,813	25	181.3	3.7	278	150	17	21	2,370	138.3	237.0				
1969	11	11-0	1.000	6-0	1.000	1st	423	1,580	18	158.0	3.7	4	417	244	28	43	3,742	154.5	374.2		1	
1970	11	9-2	.818	5-1	.833	t-1st	465	1,438	16	130.7	3.1	4	390	215	24	28	3,029	131.8	275.4		1	
1971	11	8-4	.667	5-1	.833	t-4th	371	763	14	69.4	2.0	7	409	211	27	18	2,765	109.7	251.4		1	
1972	11	10-1	.909	4-0-0	1.000	1st	502	1,728	17	157.1	3.4	2	327	184	25	18	2,525	124.0	229.5		1	
1973	11	9-1-1	.863	3-0-1	.875	1st	434	1,422	18	129.3	3.2	2	385	247	24	24	3,355	145.5	305.0		1	
1974	11	8-2-1	.773	4-0	1.000	1st	489	2,025	22	184.1	4.1	3	358	174	18	15	2,496	110.9	226.9	3	1	
1975	11	8-3	.727	3-2	.600	1st	396	1,316	18	119.5	3.3	5	411	238	27	17	3,204	123.9	291.3	1	1	
1976	11	10-1	.909	independent			559	2,060	17	187.2	3.7	215	125	8	5	1,371	111.9	124.6				
1977	11	10-1	.909	independent			418	1,890	19	171.8	4.5	331	192	16	26	2,685	142.4	244.1				
1978	11	4-7	.363	2-4	.300	6th	503	1,880	13	170.9	3.7	378	212	15	14	2,347	112.5	213.4				
1979	11	8-3	.727	5-2	.714	t-2nd	512	1,194	20	108.5	3.9	338	174	25	13	2,426	109.7	220.5				
1980	12	4-8	.333	4-4	.500	4th	504	1,151	12	95.9	2.3	366	183	24	7	2,028	89.7	169.0				
1981	11	6-5	.545	3-5	.375	6th	342	839	16	76.2	2.5	447	265	15	21	3,366	131.3	306.0				
1982	12	7-5-0	.583	4-3	.571	t-3rd	411	1,169	12	97.4	2.8	455	250	18	21	3,264	122.5	272.0				
1983	12	2-9-1	.208	1-6-1	.187	8th	373	920	10	76.7	2.5	403	216	25	14	2,835	111.8	236.3				
1984	12	4-7-1	.375	4-3-1	.562	t-4th	400	1,141	19	95.1	2.9	360	198	16	12	2,542	116.4	211.8				
1985	12	5-6-1	.458	3-4-1	.438	6th	390	1,795	16	149.6	4.6	437	269	21	24	3,447	136.3	287.3				
1986	12	8-4	.667	7-1	.875	1st	443	1,029	15	93.5	2.3		9	390	241	12	14	2,766	127.1	251.5		4
1987	12	5-7	.417	4-4	.500	5th	415	1,273	20	106.1	3.1	88	6	509	314	16	26	3,990	138.1	332.5	2	1
1988	11	3-8	.273	3-5	.375	t-6th	433	1,161	16	105.5	2.7	97	7	387	220	18	7	2,473	107.2	224.8	25	5
1989	12	6-5-1	.542	4-3	.571	t-5th	502	1,913	30	159.4	3.8	49	4	449	262	20	16	3,697	130.4	308.1	8	4
1990	11	6-5	.545	5-2	.714	3rd	442	1,712	28	155.6	3.9	59	4	485	287	8	29	4,086	146.4	371.5	3	2
1991	13	8-4-1	.654	6-1-1	.813	2nd	521	2,476	30	206.3	4.8	24	3	433	228	15	22	3,263	125.8	271.9	11	4
1992	11	5-5-1	.500	5-3	.625	4th	421	2,012	18	182.9	4.8	36	6	386	201	11	22	2,764	125.3	251.3	20	5
1993	12	6-6	.500	4-4	.500	t-6th	449	1,750	23	145.8	3.9	65	8	465	269	14	28	3,836	141.0	319.7	9	3
1994	11	4-7	.364	2-6	.250	8th	405	1,236	14	112.4	3.1	93	10	410	257	16	27	3,244	143.1	294.9	6	2
1995	12	8-4	.667	5-3	.625	5th	487	2,433	27	202.8	5.0	26	4	396	246	14	24	3,352	146.2	279.3	11	3
1996	11	8-3	.727	6-2	.750	*t-2nd	443	1,905	22	173.2	4.3	43	7	360	235	5	29	3,336	166.9	303.3	11	3
1997	12	5-7	.417	4-4	.500	*t-4th	441	1,356	9	113.0	3.1	93	12	359	186	16	18	2,638	121.2	219.8	45	4
1998	11	7-5	.583	7-1	.875	*t-1st	472	2,052	17	186.6	4.4	32	5	270	144	11	8	1,616	105.2	146.9	91	11
1999	11	5-6	.455	3-4	.429	t-5th	441	1,936	14	176.0	4.4	30	2	331	175	11	17	2,270	120.8	206.4	65	5
2000	11	3-8	.273	3-4	.429	t-5th	365	854	10	77.6	2.3	108	8	376	194	13	7	2,501	106.7	227.4	41	3
2001	11	3-8	.273	2-5	.286	7th	429	1,627	17	147.9	3.8	63	7	333	160	15	5	1,927	92.6	175.2	89	5
2002	13	4-9	.308	4-3	.571	t-3rd	370	948	9	72.9	2.6	114	8	584	352	10	24	4,302	132.3	330.9	5	1
2003	12	6-6	.500	3-4	.429	t-4th	413	1,470	11	122.5	3.6	88	6	442	241	17	10	2,609	103.9	217.4	60	3
2004	11	4-7	.364	2-5	.286	7th	377	1,432	9	130.2	3.8	80	5	444	240	17	16	2,691	109.2	244.6	33	4
2005	12	5-7	.417	4-4	.500	t-4th	458	1,770	16	147.5	3.9	54	6	401	246	14	20	2,779	129.0	231.6	45	5
2006	12	3-9	.250	3-5	.375	t-6th	423	1,430	10	119.2	3.4	80	6	294	171	17	8	1,804	107.1	150.3	107	8
2007	12	4-8	.333	3-5	.375	6th	359	1,247	19	103.9	3.5	105	9	458	270	9	16	3,272	126.6	272.7	28	2
2008	12	2-10	.166	1-7	.125	t-8th	284	878	11	73.2	3.1	117	9	489	271	11	16	2,871	111.0	239.3	42	4
2009	12	4-8	.333	2-6	.250	7th	328	940	8	78.3	2.9	116	9	448	246	16	25	3,163	125.5	263.6	30	2
2010	13	9-4	.692	5-3	.625	t-3rd	439	2,097	29	161.3	4.8	48	4	426	244	14	28	3,840	148.1	295.4	12	1
2011	13	8-5	.615	4-3	.571	4th	486	2,398	28	184.5	4.9	30	3	449	238	8	23	3,158	125.4	242.9	49	2
2012	13	9-4	.692	7-1	.875	t-1st	578	2,869	30	220.7	5.0	20	4	309	182	11	21	2,287	136.4	175.9	103	8
2013	13	8-5	.615	6-2	.750	t-2nd	510	2,166	30	166.6	4.2	68	9	462	260	14	19	3,358	124.8	258.3	38	7
2014	13	7-6	.538	5-3	.625	t-1st	517	2,809	26	216.1	5.4	26	3	349	183	15	10	2,319	109.1	178.4	106	10
2015	14	11-3	.78																			

Offense Year-By-Year



SEVEN STRAIGHT BOWL GAME APPEARANCES ► 21 CONFERENCE CHAMPIONSHIPS

Season	Total Offense				Scoring				First Downs				Fumbles		SDSU Miscellaneous					
	Plays	Yards	YPP	YPG	NR	CR	Points	PPG	NR	CR	Rush	Pass	Pen	Total	No-Lost	TOs	ToP	Pen-Yds	Return	Punts
1949	596	2,738	4.6	304.2			195	21.7						116						58-33.6
1950	574	2,836	4.9	315.1			212	23.6			79	50	2	131	31-17	34		52-491	1,167	50-32.8
1951	636	3,668	5.8	366.8			352	35.2						127	19	31		660	1,237	53-33.5
1952	627	3,570	5.7	396.6			238	26.4						164	14	30		599	1,237	42-31.7
1953	523	2,771	5.3	307.9			230	25.6						135	21	38		442	869	37-32.8
1954	551	2,352	4.3	261.3			177	19.7						111	17	30		64-579	1,005	50-31.7
1955	549	1,918	3.5	191.8			65	6.5			57	43	7	107	54-29	47		43-383	1,084	51-35.8
1956	558	2,367	4.2	263.0			149	16.6			73	38	4	115	22-14	26		378	1,115	40-31.9
1957	515	2,021	3.9	224.6			77	8.6			49	40	4	93	30-17	34		42-333	852	55-37.2
1958	429	1,525	3.5	190.6			84	10.5			34	43	3	80	20-13	27		29-275	974	49-34.6
1959	418	1,622	3.8	202.8			74	9.3			55	26	7	88	15-8	22		27-243	906	45-38.2
1960		1,397		139.7			53	6.6						87						
1961	566	3,219	5.5	321.9			231	23.1			116	27	5	148	19-5	8		44-468	960	36-35.0
1962	607	3,335	5.5	333.5			294	29.4			125	45	5	169	30-16	24		42-406	1,258	29-36.3
1963	564	3,264	5.8	362.7			317	35.2			115	43	8	166	20-10	17		70-668	1,212	33-39.3
1964	658	4,226	6.4	426.6			423	42.3			106	83	12	201	23-9	19		88-839	1,096	40-34.9
1965	638	4,105	6.3	410.5			353	35.3			95	77	11	183	34-22	35		88-832	982	39-40.3
1966	660	4,266	6.4	426.6			289	28.9			68	105	14	188	29-17	34		77-817	838	45-41.9
1967	669	3,557	5.3	355.7			292	29.2			82	64	11	157	30-19	30		84-888	1,366	62-38.0
1968	767	4,183	5.4	418.3			377	34.3			96	92	12	200	22-13	30		72-643	761	60-35.3
1969	840	5,322	6.3	532.2		1	464	46.4			98	152	14	264	19-14	42		78-882	1,667	36-33.8
1970	855	4,467	5.2	406.1		1	364	33.1			110	102	22	234	24-16	40		106-1,144	1,328	65-37.0
1971	780	3,528	4.5	320.1		3	245	22.3			58	116	16	190	34-17	44		86-891	1,235	70-36.5
1972	829	4,254	5.1	386.7		1	266	24.2			89	106	15	210	32-20	45		80-779	909	58-38.2
1973	819	4,777	5.8	434.3		1	321	29.2			72	164	15	251	39-25	49		76-826	1,199	50-32.5
1974	847	4,521	5.3	411.0	8	1	292	26.5			107	115	20	242	37-20	38		83-864	1,234	56-35.9
1975	806	4,520	5.6	410.8	8	1	320	29.0			77	148	17	242	29-17	44		80-794	1,039	37-36.9
1976	774	3,431	4.4	311.9			197	17.9			114	68	11	193	34-16	24		67-672	786	66-36.8
1977	749	4,575	6.1	415.9			349	31.7			89	112	11	212	23-9	25		90-986	1,071	56-38.1
1978	881	4,227	4.8	384.3			242	22.0			123	109	21	253	29-18	33		84-854	1,154	50-37.9
1979	850	4,420	5.2	401.8			286	26.0			114	96	14	224	36-22	47		86-890	1,332	51-41.7
1980	870	3,179	3.65	264.9			161	13.4			85	89	18	192	31-15	39		87-884	1,468	86-39.9
1981	789	4,205	5.32	382.2			279	25.3			61	144	20	225	24-9	24		91-967	1,193	57-41.7
1982	866	4,433	5.12	369.4			308	25.7			79	133	20	232	26-17	35		105-1,004	1,323	76-37.5
1983	776	3,755	4.84	312.9			221	18.4			57	127	17	201	16-8	33		94-707	1,370	74-44.0
1984	760	3,683	4.85	306.9			265	22.1			66	109	17	192	23-11	27		99-742	1,411	76-42.5
1985	827	5,242	6.34	436.8			348	29.0			94	149	16	259	38-17	29		110-917	988	48-41.5
1986	833	3,795	4.6	345.0		8	254	23.1		7	84	127	12	233	19-8	20		86-678	1,264	69-40.3
1987	924	5,263	5.7	438.6	10	3	357	29.8	17	3	87	169	25	281	27-19	35		109-908	1,581	60-42.6
1988	820	3,634	4.4	330.4	68	8	204	18.5	79	7	70	124	11	205	26-8	26		75-673	1,738	71-39.8
1989	951	5,610	5.9	467.5	7	3	368	30.7	19	5	108	166	18	292	24-12	32		90-831	1,344	55-39.8
1990	927	5,798	6.3	527.9	3	2	459	41.7	3	2	95	174	18	287	20-7	15		92-829	1,080	50-37.1
1991	955	5,739	6.0	478.3	6	2	403	33.6	14	2	127	143	21	291	26-14	29		97-893	1,421	61-37.6
1992	807	4,776	5.9	434.2	13	3	334	30.4	14	3	104	110	16	230	13-5	16		75-615	4,399	32-11.1
1993	914	5,586	6.1	465.5	11	4	413	34.4	14	3	110	168	27	305	20-12	26		102-838	1,440	55-36.1
1994	815	4,480	5.5	407.3	26	7	332	30.2	23	5	96	131	16	243	28-15	31		79-567	1,363	59-38.4
1995	883	5,785	6.6	482.1	7	1	401	33.4	12	1	133	132	17	282	21-13	27		94-875	1,610	52-43.0
1996	813	5,241	6.5	476.5	8	3	428	38.9	8	3	101	147	12	260	17-7	12	27:59	84-631	1,597	48-46.5
1997	800	3,994	5.0	332.8	76	10	257	21.4	77	12	77	107	15	199	25-10	26	28:41	103-907	1,315	66-42.4
1998	742	3,668	4.9	333.5	75	12	230	20.9	78	10	101	76	15	192	20-9	20	31:06	78-679	1,229	63-40.0
1999	772	4,206	5.4	382.4	49	4	272	24.7	68	5	108	92	17	217	25-13	24	30:44	80-670	985	57-36.8
2000	804	3,852	4.8	305.0	103	6	170	15.5	106	8	64	109	14	187	22-11	24	29:17	58-487	1,170	81-40.5
2001	762	3,554	4.7	323.1	98	8	184	16.7	111	8	85	88	15	188	23-13	28	31:03	66-566	1,256	67-41.4
2002	954	5,250	5.5	403.8	29	2	309	23.8	82	6	68	188	25	281	24-17	27	27:47	82-686	1,450	65-39.2
2003	855	4,079	4.8	339.9	88	6	224	18.7	102	7	84	118	20	222	21-12	29	30:13	81-737	1,007	71-41.1
2004	821	4,123	5.0	374.8	56	4	234	21.3	91	6	85	115	18	218	21-10	27	29:24	89-817	1,131	62-36.0
2005	859	4,549	5.3	379.1	58	7	323	26.9	56	6	94	126	19	239	23-12	26	28:56	72-566	1,124	67-44.8
2006	717	3,234	4.5	269.5	108	9	170	14.2	113	9	85	74	16	175	26-8	25	29:55	71-260	1,057	64-39.9
2007	817	4,519	5.5	376.6	73	5	301	25.1	76	6	70	136	12	218	13-7	16	27:14	72-602	1,632	73-43.6
2008	773	3,749	4.8	312.4	99	8	231	19.3	104	8	59	129	19	207	17-14	25	26:14	73-612	1,518	72-39.1
2009	776	4,103	5.3	341.9	86	7	280	23.3	85	6	50	145	19	214	17-9	25	27:47	67-570	1,525	62-43.7
2010	865	5,937	6.9	456.7	16	2	455	35.0	20	2	92	154	18	264	13-8	22	28:15	77-672	1,020	55-43.7
2011	935	5,556	5.9	427.4	32	4	387	29.8	46	4	114	148	19	281	15-8	16	30:24	60-534	1,388	61-43.8
2012	887	5,156	5.8	396.6	61	4	427	32.8	36	3	150	103	25	278	25-14	25	30:56	73-638	1,338	49-41.0
2013	972	5,524	5.7	424.9	51	7	387	29.8	59	9	114	139	16	269	27-16	30	32:03	88-768	1,478	57-38.8
2014	866	5,128	5.9	394.5	71	8	325	25.0	88	8	129	105	18	252	14-7	22	31:19	77-694	1,177	59-35.8
2015	927	5,254	5.7	375.3	85	7	450	32.1	46	3	150	85	25	260	16-9	12	32:43	89-813	1,565	77-40.3
2016	892	5,703	6.4	407.4	68	6	493	35.2	29	4	165	94	19	278	16-9	17	31:23	98-845	1,619	63-41.3

- Does not include interception return yardage. ^ - Does not include punt return yardage. CR - Conference ranking. NR - National ranking.

Defense Year-By-Year



SEVEN STRAIGHT BOWL GAME APPEARANCES ▶ 21 CONFERENCE CHAMPIONSHIPS

DEFENSE YEAR-BY-YEAR ◀ HISTORY

Season	G	W-L-T	Pct.	Conf.			Rushing					Passing						NR	CR		
				W-L-T	Pct.	Place	No.	Yds.	TDs	YPG	YPC	NR	CR	Att.	Com.	Int.	TDs			Yards	Rating
1949	9	6-3	.667	3-1	.750	2nd		1,307			145.2					1,091		121.2			
1950	9	5-3-1	.611	3-0-1	.875	1st		1,539			171.0			199	89	11	11	1,057	96.5	117.4	
1951	11	10-0-1	.954	4-0	1.000	1st		1,497			149.7			220	65	32	7	899	45.2	89.9	
1952	9	4-5	.444	2-2	.500	3rd		2,049			227.7			208	94	17		1,309		145.4	
1953	9	5-3-1	.611	3-1-1	.700	2nd		1,052			116.9			151	47	15	4	657	56.6	72.7	
1954	9	5-4	.556	2-2	.500	2nd	364	1,354			150.4			160	64	24	5	789	61.7	88.0	
1955	10	2-8	.200	no conference standings			438	1,787			178.7			173	77	11	12	1,188	112.4	118.8	
1956	9	4-3-2	.556	2-1-1	.625	t-2nd	350	1,820			202.2			196	103	13	11	1,482	121.3	164.7	
1957	9	2-7	.222	0-1	.000	5th	423	2,181			242.3			139	69	13	11	1,075	122.0	119.4	
1958	8	3-5	.375	1-4	.200	4th	419	2,052			256.5			125	52	12		861		107.6	
1959	8	1-6-1	.187	0-5	.000	6th		2,001	23		250.1			159	85	8	7	1,161	119.3	145.1	
1960	8	1-6-1	.187	0-5	.000	6th		1,313			164.1			146	80	6		1,153		144.1	
1961	10	7-2-1	.750	2-2-1	.500	4th	385	1,573			157.3	4.1		195	94	18		1,082		108.2	
1962	10	8-2	.800	5-0	1.000	1st	374	1,403			140.3	3.8		175	75	23		950		95.0	
1963	9	7-2	.778	3-1	.750	t-1st	323	1,123	9		124.8	3.5		216	102	21	7	1,078	80.4	119.8	
1964	10	8-2	.800	4-1	.800	2nd	349	617	5		61.7	1.8		267	123	23	4	1,309	75.0	130.9	
1965	10	8-2	.800	3-2	.600	3rd	354	510	4		51.0	1.4		255	98	17	7	1,184	73.2	118.4	
1966	11	11-0	1.000	5-0	1.000	1st	356	747	7		74.7	2.1		278	137	14	7	1,462	91.7	146.2	
1967	11	10-1	.909	5-0	1.000	1st	409	880	4		80.0	2.2		326	136	14	15	1,655	91.0	165.5	
1968	10	9-0-1	.950	independent			398	1,001	9		100.1	2.5		321	146	26	11	1,828	88.4	182.8	
1969	11	11-0	1.000	6-0	1.000	1st	411	1,069	15		106.9	2.6		314	128	36	11	1,700	74.9	170.0	
1970	11	9-2	.818	5-1	.833	t-1st	512	1,201	10		109.2	2.3	1	230	85	12	6	1,062	73.9	96.5	
1971	11	8-4	.667	5-1	.833	t-4th	549	1,534	20		139.5	2.8	3	260	112	17	8	1,562	90.6	142.0	
1972	11	10-1	.909	4-0	1.000	1st	506	1,608	9		146.2	3.2	4	233	98	12	9	1,364	93.7	124.0	
1973	11	9-1-1	.863	3-0-1	.875	1st	551	1,820	10		165.5	3.3	4	332	136	31	6	1,660	70.3	150.9	
1974	11	8-2-1	.773	4-0	1.000	1st	527	1,807	11		164.3	3.4	2	277	106	18	10	1,512	83.0	137.5	
1975	11	8-3	.727	3-2	.600	1st	507	1,449	10		131.7	2.8	12	240	106	20	7	1,361	84.8	123.7	
1976	11	10-1	.909	independent			498	1,713	10		155.7	3.4		247	107	16	4	1,228	77.5	111.6	
1977	11	10-1	.909	independent			512	1,243	13		113.0	2.4		334	169	22	9	2,266	103.3	206.0	
1978	11	4-7	.363	2-4	.300	t-5th	530	2,191	20		199.2	4.1		225	106	11	10	1,444	105.9	131.3	
1979	11	8-3	.727	5-2	.714	t-6th	513	2,024	18		184.0	3.9		278	125	22	11	1,773	95.8	161.2	
1980	12	4-8	.333	4-4	.500	4th	626	2,357	21		196.4	3.8		277	144	15	16	1,944	119.2	162.0	
1981	11	6-5	.545	3-5	.375	6th	517	1,891	17		171.9	3.7		322	165	19	14	2,057	107.5	187.0	
1982	12	7-5-0	.583	4-3-0	.571	t-3rd	517	2,166	19		151.5	3.5		382	205	17	21	2,573	119.5	214.4	
1983	12	2-9-1	.208	1-6-1	.187	8th	639	3,323	30		250.8	4.7		315	175	15	14	2,554	128.8	212.8	
1984	12	4-7-1	.375	4-3-1	.562	t-4th	548	2,307	14		160.1	3.5		363	189	14	10	2,501	111.3	208.4	
1985	12	5-6-1	.458	3-4-1	.438	6th	517	2,423	23		167.3	3.9		408	254	9	15	2,859	128.8	238.3	
1986	12	8-4	.667	7-1	.875	1st	393	1,373	10		124.8	3.5	3	379	194	15	16	2,353	109.4	213.9	
1987	12	5-7	.417	4-4	.500	5th	508	2,219	36		184.9	4.4	70	7	344	205	16	18	2,994	140.7	249.5
1988	11	3-8	.273	3-5	.375	t-6th	495	2,528	35		229.8	5.1	89	7	295	165	10	11	2,218	124.6	201.6
1989	12	6-5-1	.542	4-3	.571	t-5th	454	2,171	27		180.9	4.8	69	4	412	211	19	20	3,143	122.1	261.9
1990	11	6-5	.545	5-2	.714	3rd	399	1,681	27		152.8	4.2	46	7	375	195	9	22	3,139	136.9	285.3
1991	13	8-4-1	.654	6-1-1	.813	2nd	453	1,790	22		149.2	4.0	39	1	436	216	11	26	3,643	134.4	303.5
1992	12	5-5-1	.500	5-3	.625	4th	477	2,189	21		199.0	4.6	83	5	335	176	9	20	2,443	128.1	222.1
1993	12	6-6	.500	4-4	.500	t-6th	480	2,222	24		185.2	4.6	72	5	381	186	11	26	2,915	129.8	242.9
1994	11	4-7	.364	2-6	.250	8th	497	2,036	18		185.1	4.1	69	6	379	221	14	19	2,836	130.3	257.8
1995	12	8-4	.667	5-3	.625	5th	451	1,898	13		158.2	4.2	54	3	479	285	26	17	3,606	123.6	300.5
1996	11	8-3	.727	6-2	.750	*t-2nd	460	1,882	23		171.1	4.1	70	5	363	217	12	16	3,103	139.5	282.1
1997	12	5-7	.417	4-4	.500	*t-4th	517	1,912	20		159.3	3.7	63	9	337	197	11	19	2,682	137.4	223.5
1998	12	7-5	.583	7-1	.875	*t-1st	431	1,477	10		134.4	3.4	34	4	345	198	10	16	2,224	121.1	202.2
1999	11	5-6	.455	3-4	.429	t-5th	425	1,188	2.8		108.0	2.8	19	2	313	180	12	15	2,161	123.7	196.5
2000	11	3-8	.273	3-4	.429	t-5th	455	1,602	15		145.6	3.5	52	5	349	202	8	15	2,250	121.6	204.6
2001	11	3-8	.273	2-5	.286	7th	444	1,546	18		140.6	3.5	50	3	309	170	13	15	2,178	121.8	198.0
2002	13	4-9	.308	4-3	.571	t-3rd	568	2,226	19		171.2	3.9	83	6	435	243	14	31	3,121	133.2	240.1
2003	12	6-6	.500	3-4	.429	t-4th	468	1,944	5		129.5	3.3	32	2	345	176	12	12	1,923	102.4	160.3
2004	11	4-7	.364	2-5	.286	7th	451	1,526	13		138.7	3.4	44	2	383	207	14	17	2,501	116.2	227.4
2005	12	5-7	.417	4-4	.500	t-4th	514	2,223	30		185.2	4.3	95	8	407	236	18	10	2,649	111.9	220.8
2006	12	3-9	.250	3-5	.375	t-6th	489	2,169	14		180.8	4.4	106	9	294	174	9	22	2,052	136.3	171.0
2007	12	4-8	.333	3-5	.375	6th	547	2,898	28		241.5	5.3	118	9	397	266	16	23	3,080	143.2	256.7
2008	12	2-10	.166	1-7	.125	t-8th	583	2,970	35		247.5	5.1	118	9	311	205	9	21	2,559	151.5	213.2
2009	12	4-8	.333	2-6	.250	7th	503	1,986	23		165.5	3.9	85	7	348	204	11	15	2,598	129.2	216.5
2010	13	9-4	.692	5-3	.625	t-3rd	521	1,934	16		148.8	3.7	57	4	427	221	10	18	2,665	113.4	205.0
2011	13	8-5	.615	4-3	.571	4th	533	2,204	23		169.5	4.1	78	3	364	204	15	18	2,882	130.6	221.7
2012	13	9-4	.692	7-1	.875	t-1st	486	1,735	16		133.5	3.6	28	1	443	274	14	23	3,062	130.7	235.5
2013	13	8-5	.615	6-2	.750	t-2nd	467	1,708	20		131.4	3.7	22	2	488	296	8	31	3,312	135.4	254.8
2014	13	7-6	.538	5-3	.625	t-1st	522	2,001	22		153.9	3.8	48	4	355	198	14	10	2,321	112.1	178.5
2015	14	11-3	.786	8-0	1.000	1st	482	1,522	14		108.7	3.2	7	2	381	204	23	14	2,500	108.7	178.6
2016	14	11-3	.786	6-2	.750	1st	480	1,480	10		105.7	3.1	6	1	445	240	26	24	2,936	115.5	209.7

* - Denotes WAC Pacific Division finish. ^ - Denotes Mountain West West Division finish. CR - Conference ranking. NR - National ranking.

Defense Year-By-Year



SEVEN STRAIGHT BOWL GAME APPEARANCES ► 21 CONFERENCE CHAMPIONSHIPS

Season	Total Offense				Scoring				First Downs				Fumbles		Opponent Miscellaneous					
	Plays	Yards	YPP	YPG	NR	CR	Points	PPG	NR	CR	Rush	Pass	Pen	Total	No-Lost	TOs	ToP	Pen-Yds	Return	Punts
1949		2,398		266.4			200	22.2						102						
1950		2,596		288.4			186	20.7			88	43	6	137	41-24	35		46-412		53-30.2
1951		2,396		239.6			120	12.0						127	27	59		538		31.9
1952		3,358		373.1			267	29.7						142	15	32		532		33.5
1953		1,706		189.6			142	15.8						86	15	30		418		36.7
1954	524	2,146	4.1	240.4			141	15.7						94	17	41		52-567		54-32.9
1955	611	2,975	4.9	297.5			231	23.1			93	44	11	148	45-18	29		69-594	811#^	44-36.4
1956	545	3,101	5.7	344.6			217	24.1			86	51	3	140	24-20	33		534	665#^	29-38.7
1957	562	3,256	5.8	361.8			243	27.0			106	41	6	153	35-22	35		56-567	1,090	37-30.0
1958	544	2,913	5.4	364.1			200	25.0			95	38	2	135	31-19	31		61-524	526#	26-36.3
1959		2,963		370.4			208	26.1			84	42	2	128	17-9	17		51-523	736#	25-34.7
1960		2,466		308.3			207	25.9						116						
1961	580	2,655	4.6	265.5			154	15.4			98	45	1	144	10-6	24		50-417	841	45-32.0
1962	549	2,353	4.3	235.3			135	13.5			68	44	5	117	21-12	35		37-334	1,491	41-36.2
1963	539	2,201	4.1	244.6			118	13.1			67	43	12	122	15-9	30		44-413	1136	42-36.4
1964	616	1,926	3.1	192.6			71	7.1			54	54	21	129	37-20	43		61-537	1,068	65-33.2
1965	609	1,694	2.8	169.4			87	8.7			47	54	20	121	28-21	38		51-447	1,225	77-34.5
1966	634	2,209	3.5	220.9			98	9.8			54	61	19	134	16-11	25		52-569	1,049	77-37.6
1967	735	2,535	3.4	253.5			129	12.9			62	76	26	164	28-17	31		59-630	1,373	76-35.2
1968	719	2,829	3.9	282.9			155	15.5			69	70	15	154	28-17	43		59-743	1,535	74-37.0
1969	725	2,769	3.8	276.9			187	18.7			67	57	23	147	22-12	48		50-486	1,648	71-36.0
1970	742	2,263	3.0	205.7		1	123	11.2			77	37	20	134	36-15	29		62-681	1,328	103-35.3
1971	809	3,096	3.8	281.5		2	230	20.9			101	58	23	182	38-19	36		64-659	1,235	67-34.1
1972	739	2,972	4.0	270.2		4	143	13.0			85	52	14	151	36-25	37		71-718	1,258#	84-35.3
1973	883	3,480	4.0	316.4		4	129	11.7			95	86	17	198	38-19	40		61-607	1,192#	59-37.1
1974	816	3,319	4.1	301.7		2	170	15.5			105	62	18	185	27-16	34		73-848	1,393#	75-34.3
1975	747	2,810	3.8	255.5		1	145	13.1			86	61	21	168	33-15	35		58-672	1,199#	73-35.8
1976	745	2,941	3.9	267.3			125	11.4			101	52	21	174	25-15	31		67-697	931#	75-36.0
1977	856	3,509	4.1	319.0			165	15.0			85	106	28	219	25-14	36		49-518	1,023#	60-35.0
1978	755	3,635	4.8	330.5			257	23.3			110	68	27	205	28-18	29		75-729	1,031	60-40.8
1979	791	3,797	4.8	345.2			276	25.1			95	78	27	200	43-21	43		78-756	1,694	60-38.7
1980	903	4,301	4.8	358.4			294	24.5			141	79	29	249	41-28	43		86-901	1,057	65-41.5
1981	839	3,948	4.7	358.9			227	20.6			111	88	15	214	27-14	33		79-785	1,241	65-37.7
1982	899	4,386	4.9	365.5			320	26.7			104	116	22	242	28-14	31		86-707	940	77-36.2
1983	954	5,563	5.8	463.6			347	28.9			159	117	13	289	29-17	32		84-751	731	53-41.8
1984	911	4,422	4.9	368.5			250	20.8			106	120	19	245	36-15	29		78-699	983	69-40.3
1985	925	4,867	5.3	405.6			317	26.4			117	133	21	271	25-12	21		93-798	1,293	67-40.4
1986	772	3,726	4.8	338.7		3	240	21.8		5	92	96	13	201	30-16	31		75-600	1,526	63-39.6
1987	852	5,213	6.1	434.4	95	7	428	35.7	98	8	113	137	19	269	25-14	30		85-802	1,731	53-38.6
1988	790	4,746	6.0	431.5	95	6	384	34.9	100	8	134	102	17	253	22-12	22		64-523	1,407	50-38.0
1989	866	5,314	6.1	442.8	96	7	378	31.5	90	6	104	133	20	257	22-9	28		76-665	1,870	58-39.0
1990	774	4,820	6.2	438.2	95	9	386	35.1	100	9	94	115	24	233	21-16	25		72-606	1,541	64-37.6
1991	889	5,433	6.1	452.8	103	8	361	30.1	86	5	107	124	25	256	26-12	23		93-757	1,169	69-37.7
1992	812	4,632	5.7	421.1	97	8	337	30.6	95	9	111	109	10	229	29-12	21		68-523	1,212	64-40.0
1993	878	5,137	5.9	428.1	94	7	392	32.7	99	8	106	116	14	236	21-9	20		103-964	1,694	68-38.2
1994	876	4,872	5.6	442.9	95	7	337	30.6	87	7	112	133	8	253	24-13	27		77-583	1,171	53-38.0
1995	947	5,504	5.8	458.7	95	8	283	23.6	56	3	99	168	17	284	26-11	37		104-872	1,738	59-36.8
1996	823	4,985	6.1	453.2	100	13	303	27.6	69	8	103	129	19	251	19-8	20	32:01	56-551	1,158	59-43.3
1997	854	4,594	5.4	382.8	72	13	333	27.8	74	11	107	98	34	243	25-12	23	31:19	70-609	1,578	62-40.5
1998	776	3,701	4.8	336.5	35	5	224	20.4	32	5	87	101	20	208	22-10	20	28:54	67-570	1,361	58-39.3
1999	738	3,349	4.5	304.5	16	1	226	20.5	30	3	67	94	17	178	18-8	20	29:14	78-631	1,174	65-39.6
2000	804	3,852	4.8	350.2	45	5	273	24.8	57	5	84	113	12	209	25-11	17	30:43	72-640	1,504	68-41.4
2001	753	3,724	4.9	338.6	34	3	290	26.4	66	5	87	89	16	192	21-6	19	28:57	70-604	1,405	61-40.8
2002	1,003	5,347	5.3	410.9	95	7	411	31.6	92	7	130	139	23	292	31-13	27	32:08	79-665	1,177	73-39.9
2003	813	3,477	4.3	289.8	8	1	207	17.3	13	1	77	87	27	191	23-16	28	29:47	73-700	1,511	76-41.6
2004	834	4,027	4.8	366.1	52	3	282	25.6	62	4	91	103	28	222	21-12	26	30:36	66-604	1,359	65-39.2
2005	921	4,872	5.3	406.0	83	6	325	27.1	71	4	129	118	16	263	19-10	28	31:04	80-722	1,587	61-39.9
2006	783	4,221	5.4	351.8	73	6	325	27.1	94	8	125	91	18	234	15-9	18	30:05	51-430	1,208	41-37.1
2007	944	5,978	6.3	498.2	115	9	413	34.4	103	9	168	145	9	322	15-6	22	32:45	69-610	1,742	49-40.4
2008	894	5,529	6.2	460.8	113	9	446	37.2	113	9	157	113	10	280	15-10	19	33:45	64-573	1,529	51-37.5
2009	851	4,584	5.4	382.0	74	5	366	30.5	98	7	114	116	20	250	12-4	15	32:13	76-707	1,741	49-42.0
2010	948	4,599	4.9	353.8	44	5	287	22.1	35	5	112	126	25	263	16-6	16	31:45	81-687	1,711	77-39.5
2011	897	5,086	5.7	391.2	68	4	325	25.0	57	3	119	107	17	243	28-13	28	29:36	78-644	1,361	70-39.9
2012	929	4,797	5.2	369.0	39	3	317	24.4	42	3	109	140	25	274	22-12	14	29:04	66-590	1,286	57-37.3
2013	955	5,020	5.3	386.2	53	2	412	31.7	92	5	95	145	26	266	18-11	19	27:57	82-628	1,100	71-40.6
2014	877	4,322	4.9	332.5	16	1	258	19.8	13	2	113	97	25	235	18-12	14	28:41	66-556	1,361	69-41.0
2015	863	4,022	4.7	287.3	5	1	230	16.4	7	1	83	104	33	220	25-11	34	27:16	74-634	1,490	89-42.0
2016	925	4,416	4.8	315.4	11	1	283	20.2	17	1	92	126	18	236	12-3	29	28:37	73-673	1,411	83-41.7

- Does not include interception return yardage. ^ - Does not include punt return yardage. CR - Conference ranking. NR - National ranking.

Coaching History



SEVEN STRAIGHT BOWL GAME APPEARANCES ► 21 CONFERENCE CHAMPIONSHIPS

Coaching Ledger

18 head coaches listed chronologically

Coach	Alma Mater	Years	Seasons	Games	W	L	T	Pct.	PF	PA	APF	APA	CC	BG
C.E. Peterson	Oregon State	1921-29	9	78	43	31	4	.577	1,274	828	16.33	10.62	3	0
W.B. Herreid	Washington State	1930-34	5	46	20	21	5	.489	383	366	8.33	7.96	0	0
Leo Calland	Southern California '23	1935-41	7	60	34	22	4	.600	638	552	10.63	9.20	2	0
John Eubank	Washington State '33	1942	1	7	0	6	1	.071	50	211	7.14	30.14	0	0
Bob Breitbard	San Diego State '41	1945	1	7	2	5	0	.286	65	163	9.29	23.29	0	0
Bill Terry	Western Kentucky '32	1946	1	10	6	4	0	.600	152	105	15.20	10.50	0	0
Bill Schutte	Idaho '33	1947-55	9	88	48	36	4	.568	1,852	1,645	21.05	18.69	2	2
Paul Governali	Columbia '43	1956-60	5	42	11	27	4	.310	437	1,075	10.40	25.60	0	0
Don Coryell	Washington '50	1961-72	12	125	104	19	2	.840	3,998	1,630	31.98	13.04	7	3
Claude Gilbert	San José State '59	1973-80	8	89	61	26	2	.697	2,167	1,561	24.35	17.54	2	0
Doug Scovil	Pacific '52	1981-85	5	59	24	32	3	.432	1,415	1,466	23.98	24.85	0	0
Denny Stolz	Alma College '55	1986-88	3	35	16	19	0	.457	853	1,091	24.37	31.17	1	1
Al Luginbill	Cal Poly Pomona '67	1989-93	5	58	31	25	2	.534	1,977	1,824	34.09	31.45	0	1
Ted Tollner	Cal Poly SLO '62	1994-01	8	91	43	48	0	.473	2,266	2,371	24.90	26.05	1	1
Tom Craft	San Diego State '77	2002-05	4	48	19	29	0	.396	1,090	1,225	22.71	25.52	0	0
Chuck Long	Iowa '85	2006-08	3	36	9	27	0	.250	742	1,184	20.61	32.89	0	0
Brady Hoke	Ball State '82	2009-10	2	25	13	12	0	.520	735	653	29.40	26.12	0	1
Rocky Long	New Mexico '74	2011-Present	6	80	54	26	0	.675	2,469	1,825	30.86	22.81	3	6
PROGRAM TOTALS			94	985	538	415	32	.562					21	15

APF - Average Points For; APA - Average Points Against; CC - Conference Championships (outright or shared); BG - Bowl Games.

Most Victories

Coach (Seasons)	Wins
Don Coryell (1961-72)	104
Claude Gilbert (1973-80)	61
Rocky Long (2011-present)	54
Bill Schutte (1947-55)	48
Ted Tollner (1994-2001)	43
C.E. Peterson (1921-29)	43
Leo Calland (1935-41)	34
Al Luginbill (1989-93)	31
Doug Scovil (1981-85)	24
W.B. Herreid (1930-34)	20
Tom Craft (2002-05)	19
Denny Stolz (1986-88)	16
Brady Hoke (2009-10)	13
Paul Governali (1956-60)	11
Chuck Long (2006-08)	9
Bill Terry (1946)	6
Bob Breitbard (1945)	2
John Eubank (1942)	0

Highest Winning Percentage

Coach (Seasons)	Percentage
Don Coryell (1961-72)	.840
Claude Gilbert (1973-80)	.697
Rocky Long (2011-present)	.675
Leo Calland (1935-41)	.600
Bill Terry (1946)	.600
C.E. Peterson (1921-29)	.577
Bill Schutte (1947-55)	.568
Al Luginbill (1989-93)	.534
Brady Hoke (2009-10)	.520
W.B. Herreid (1930-34)	.489
Ted Tollner (1994-2001)	.473
Denny Stolz (1986-88)	.457
Doug Scovil (1981-85)	.432
Tom Craft (2002-05)	.396
Paul Governali (1956-60)	.310
Bob Breitbard (1945)	.286
Chuck Long (2006-08)	.250
John Eubank (1942)	.071

Most Games Coached

Coach (Seasons)	Games
Don Coryell (1961-72)	125
Ted Tollner (1994-2001)	91
Claude Gilbert (1973-80)	89
Bill Schutte (1947-55)	88
Rocky Long (2011-present)	80
C.E. Peterson (1921-29)	78
Leo Calland (1935-41)	60
Doug Scovil (1981-85)	59
Al Luginbill (1989-93)	58
Tom Craft (2002-05)	48
W.B. Herreid (1930-34)	46
Paul Governali (1956-60)	42
Chuck Long (2006-08)	36
Denny Stolz (1986-88)	35
Brady Hoke (2009-10)	25
Bill Terry (1946)	10
Bob Breitbard (1945)	7
John Eubank (1942)	7

Most Bowl Games Coached

Coach (Seasons)	Games
Rocky Long (2011-present)	6
Don Coryell (1961-72)	3
Bill Schutte (1947-55)	2
Brady Hoke (2009-10)	1
Ted Tollner (1994-2001)	1
Al Luginbill (1989-93)	1
Denny Stolz (1986-88)	1



C.E. Peterson

1921-29
Record: 43-31



W.B. Herreid

1930-34
Record: 20-21-5



Bill Terry

1946
Record: 6-4



Bill Schutte

1947-55
Record: 48-36-4



Paul Governali

1955-60
Record: 11-27-4



Don Coryell

1961-72
Record: 104-19-2



Claude Gilbert

1973-80
Record: 61-26-2



Doug Scovil

1981-85
Record: 24-32-3



Denny Stoltz

1986-88
Record: 16-19



Al Luginbill

1989-93
Record: 31-25-2



Ted Tollner

1994-2001
Record: 43-48-0



Tom Craft

2002-05
Record: 19-29



Chuck Long

2006-08
Record: 9-27



Brady Hoke

2009-10
Record: 13-12

Bowl History



SEVEN STRAIGHT BOWL GAME APPEARANCES ► 21 CONFERENCE CHAMPIONSHIPS

All-Time Bowl Appearances

15 Appearances - 8 Wins, 7 Losses || Division I Era: 11 Appearances - 5 Wins, 6 Losses

Season	Bowl	Date	Opponent	Result	SDSU MVP*
1947	Harbor Bowl	1/1/48	Hardin-Simmons	L, 0-53	
1951	Pineapple Bowl	1/1/52	Hawai'i	W, 34-13	
1966	Camellia Bowl	12/10/66	Montana State	W, 28-7	
1967	Camellia Bowl	12/19/67	San Francisco State	W, 27-6	
1969	Pasadena Bowl	12/6/69	Boston Univ.	W, 28-7	
1986	Holiday Bowl	12/30/86	Iowa	L, 38-39	
1991	Freedom Bowl	12/30/91	Tulsa	L, 17-28	
1998	Las Vegas Bowl	12/19/98	North Carolina	L, 13-20	
2010	Poinsettia Bowl	12/23/10	Navy	W, 35-14	Hillman (o)/Preston (d)
2011	New Orleans Bowl	12/17/11	Louisiana	L, 30-32	
2012	Poinsettia Bowl	12/20/12	Brigham Young	L, 6-23	
2013	Famous Idaho Potato Bowl	12/21/13	Buffalo	W, 49-24	Adam Muema
2014	Poinsettia Bowl	12/23/14	Navy	L, 16-17	
2015	Hawai'i Bowl	12/24/15	Cincinnati	W, 42-7	Dakota Gordon
2016	Las Vegas Bowl	12/17/16	Houston	W, 34-10	Donnel Pumphrey

* - As announced by the bowl game (if applicable)

Team Records

Points - 49 vs. Buffalo, 2013 Famous Idaho Potato Bowl

First Downs - 29 vs. Louisiana, 2011 New Orleans Bowl

Rushing Attempts - 55 vs. San Francisco State, 1967 Camellia Bowl

Rushing Yards - 279 vs. Navy, 2010 Poinsettia Bowl

Pass Attempts - 49 vs. Louisiana, 2011 New Orleans Bowl

Pass Completions - 28 vs. Louisiana, 2011 New Orleans Bowl

Total Offense - 555 vs. Navy, 2010 Poinsettia Bowl

Penalty Yards - 166 (21 penalties) vs. San Francisco State., 1967 Camellia Bowl

3rd Down Conversion Pct. - .700 (7-for-10) vs. Navy, 2010 Poinsettia Bowl

Quarterback Sacks By - 5 vs. Iowa, 1986 Holiday Bowl

Individual Records

Rushing Yards - 229 by Adam Muema (28 carries) vs. Buffalo, 2013 Famous Idaho Potato Bowl

Passing Yards - 413 by Ryan Lindley vs. La.-Lafayette, 2011 New Orleans Bowl

Made Field Goals - 3 by Donny Hageman vs. Navy, 2014 Poinsettia Bowl

Tackles - 12 by Damon Pieri vs. Tulsa, 1991 Freedom Bowl

1948 Harbor Bowl

HARDIN-SIMMONS 53, SAN DIEGO STATE 0

Jan. 1, 1948 ► Balboa Stadium ► Att: 12,000

SAN DIEGO -- Hardin-Simmons blanked San Diego State, 53-0, before 12,000 in the 1948 Harbor Bowl at Balboa Stadium.

The loss snapped the Aztecs' five-game unbeaten streak, as the Cowboys controlled the ball for the majority of the game, outgaining SDSU, 470-66, on the ground.

San Diego State still finished its bowl season with a 7-3-1 record and the Aztecs' seven wins tied the 1937 and 1924 teams for most in school history.

Score by Quarter	1	2	3	4	F
Hardin-Simmons	14	13	14	12	53
San Diego State	0	0	0	0	0

Team Statistics	SDSU	HS
First Downs	11	11
Rushing (Net Yds)	66	470
Passing (Comp.-Att.-Int-Yds)	5-20-1-60	3-5-0-75
Total Net Yardage	126	545

1952 Pineapple Bowl

SAN DIEGO STATE 34, HAWAII 13

Jan. 1, 1952 ► Honolulu Stadium ► Att: N/A

HONOLULU -- Despite the heat and humidity that slowed down a potent San Diego State offense in the first half of the 1952 Pineapple Bowl, the Aztecs pulled away in the second half to take a 34-13 victory over Hawai'i.

After a 14-6 SDSU lead at the half, the Aztecs took advantage of cooler temperatures in the second half with three quick touchdowns by Art Preston, Preston Robinson and Don Jurk.

It would be all the offense they would need as the SDSU defense stopped UH's running back Jimmy Asato and their dangerous single-wing attack.

Most of the Aztecs suffered from a bout of food poisoning following the game, but recovered in time for the flight back to the mainland.

1966 Camellia Bowl

SAN DIEGO STATE 28, MONTANA STATE 7

Dec. 10, 1966 ► Hughes Stadium ► Att: 15,740


SACRAMENTO, Calif. -- Don Horn completed 23-of-38 passes for 343 yards and four touchdowns to lead San Diego State to a 28-7 win over Montana State in the 1966 Camellia Bowl.

Horn had touchdown passes of 22, 50, 32 and 12 yards.

Tom Nettles led the Aztecs with eight catches for 95 yards and a TD. Craig Scoggins had five receptions for 99 yards and Haven Moses caught five passes for 56 yards and two scores. Robert Jones had the other TD for SDSU on a 50-yard reception.

Score by Quarter	1	2	3	4	F
San Diego State	14	7	7	0	28
Montana State	0	0	0	7	7

Team Statistics	SDSU	MSU
First Downs	21	12
Rushing (Att-Net Yds)	28-112	41-115
Passing (Comp.-Att.-Int-Yds)	23-40-1-343	13-19-0-117
Total Offensive Plays	68	60
Total Net Yardage	455	232



1967 Camellia Bowl

SDSU 27, SAN FRANCISCO STATE 6

Dec. 9, 1967 ► Hughes Stadium ► Att: 15,740

SACRAMENTO, Calif. -- The San Diego State defense limited San Francisco State to minus 11 rushing yards and forced eight Gator turnovers en route to a 27-6 victory over San Francisco State at the Camellia Bowl.


Jim Crossley's interception return for a touchdown was the only score of the first half as the Aztecs went into intermission with a 7-0 lead. The interception was one of six SDSU had in the game.

Tom Nettles made it a 14-0 lead for the Aztecs just 2:17 into the second half when he caught a 32-yard TD pass from Joseph Turpen. Two TD runs of one and two yards by Ted Washington gave SDSU all the points it would need down the stretch.

Washington led a balanced Aztec ground game with 94 yards on 23 carries, while Turpen contributed 74 yards on 10 carries and Daniel Laskowski added 61 rushing yards. Turpen also completed 10-of-16 passes for 118 yards and the 32-yard touchdown score to Nettles.

Score by Quarter	1	2	3	4	F
San Diego State	0	7	14	6	27
San Francisco State	0	0	0	6	6

Team Statistics	SDSU	SFSU
First Downs	18	22
Rushing (Att-Net Yds)	55-249	22-(-11)
Passing (Comp.-Att.-Int-Yds)	11-22-1-122	28-60-6-267
Total Offensive Plays	77	82
Total Net Yardage	371	256



1969 Pasadena Bowl

SAN DIEGO STATE 28, BOSTON UNIV. 7


Dec. 6, 1969 ► Rose Bowl ► Att: 41,276

PASADENA, Calif. -- San Diego State spotted Boston University an early touchdown before scoring the final 28 points to earn a 28-7 triumph over the Terriers at the Rose Bowl in Pasadena. It was the third bowl win for the Aztecs in four years.

John Featherstone had touchdown catches of 34 and 57 yards for the SDSU offense, which outgained Boston, 485-167, including a 294-57 advantage through the air.

Dennis Shaw completed 16-of-29 passes for 219 yards and one score, and rushed for another 59 yards on eight carries. Del Pifer led the Aztecs with 60 yards rushing, while Galen Pavelko had two interceptions on defense.

Score by Quarter	1	2	3	4	F
San Diego State	0	14	7	7	28
Boston University	7	0	0	0	7



Bowl History



SEVEN STRAIGHT BOWL GAME APPEARANCES ► 21 CONFERENCE CHAMPIONSHIPS

Team Statistics	SDSU	BU
First Downs	24	12
Rushing (Att-Net Yds)	50-191	46-110
Passing (Comp.-Att.-Int-Yds)	28-32-3-294	7-17-3-57
Total Offensive Plays	82	63
Total Net Yardage	485	167

■ 1986 Holiday Bowl

IOWA 39, SAN DIEGO STATE 38

Dec. 30, 1986 ► Jack Murphy Stadium ► Att: 59,478

SAN DIEGO -- Rob Houghtlin hit a field goal as time expired to lift Iowa to a 39-38 victory over San Diego State in the Holiday Bowl before the largest crowd (59,478) ever to watch an Aztec football game at that time.


Rick Bayless led the Hawkeyes, who were down 28-13 with 7:52 left in the third quarter, with 110 yards and one touchdown on 19 carries.

After two Iowa touchdowns in the fourth quarter, SDSU's Kevin Rahill nailed a 21-yard field goal to give the Aztecs a 38-36 lead with only 47 seconds remaining. However, the Hawkeyes marched down to the Aztec 24-yard-line and Houghtlin made the game-winning kick for Iowa.

Todd Santos completed 21-of-33 passes for 298 yards and three touchdowns to lead the SDSU offense. Corey Gilmore caught nine passes for 70 yards and ran for 35 more, including a 1-yard touchdown run in the third quarter.

Score by Quarter	1	2	3	4	F
Iowa	7	6	8	18	39
San Diego State	6	15	7	10	38

Team Statistics	SDSU	UI
First Downs	17	21
Rushing (Att-Net Yds)	36-117	41-141
Passing (Comp.-Att.-Int-Yds)	21-33-2-298	15-29-1-222
Total Offensive Plays	69	70
Total Net Yardage	415	363



■ 1991 Freedom Bowl

TULSA 28, SAN DIEGO STATE 17

Dec. 30, 1991 ► Anaheim Stadium ► Att: 34,217

ANAHEIM, Calif. -- Ron Jackson rushed for 211 yards and a Freedom Bowl-record four touchdowns on 46 carries to lead Tulsa to a 28-17 victory over San Diego State at Anaheim Stadium.


Freshman All-American Marshall Faulk rushed for 157 yards on 30 carries, including a 2-yard touchdown run with 5:23 remaining in the first quarter to give the Aztecs an early 7-0 lead.

After two Tulsa scores, SDSU QB David Lowery capped a 10-play, 65-yard drive with a 4-yard touchdown run to tie the game at 14 at the half.

The Hurricane defense limited the Aztecs to just 83 total yards and a 26-yard field goal by Andy Trakas in the second half, before Jackson's 4-yard TD run with 3:59 remaining sealed the victory for Tulsa.

Score by Quarter	1	2	3	4	F
Tulsa	7	7	7	7	28
San Diego State	7	7	0	3	17

Team Statistics	SDSU	UT
First Downs	21	23
Rushing (Att-Net Yds)	38-189	58-256
Passing (Comp.-Att.-Int-Yds)	19-37-0-164	9-17-0-122
Total Offensive Plays	75	75
Total Net Yardage	353	378



■ 1998 Las Vegas Bowl

NORTH CAROLINA 20, SAN DIEGO STATE 13

Dec. 19, 1998 ► Sam Boyd Stadium ► Att: 21,429

LAS VEGAS -- Freshman quarterback Ronald Curry ran for a 48-yard touchdown in the first quarter and linebacker Keith Newman intercepted a Brian Russell pass at the goal line in the final minute as North Carolina held on for a 20-13 victory over San Diego State in the Las Vegas Bowl.

After a 60-yard TD run by SDSU's Lonny Mitchell, UNC rattled off 20 straight points before Nate Tanberg's 32-yard field goal with 2:16



left in the first half brought the Aztecs to within 20-10.

With 9:49 to play in the game, SDSU took control on their own 6-yard line and began a march that covered 75 yards in 13 plays, culminating with a 38-yard field goal by Tanberg with 3:51 left.

The Aztecs got the ball back when Joe Tuipala recovered a fumble on the UNC 23. Two plays later, Russell hooked up with Damon Gourdine on a 13-yard gain to the 10. After an incompleteness in the left corner of the end zone, SDSU saw its hopes end moments later when Russell's pass over the middle was tipped by Brandon Spoon and picked off by Newman.

With the wind blowing at nearly 50 miles per hour, the Aztecs limited the Tar Heels to 33 yards passing for the game and held a 20-8 advantage in first downs, while controlling the time of possession, 33:47-26:13.

Score by Quarter	1	2	3	4	F
North Carolina	12	8	0	0	20
San Diego State	7	3	0	3	13

Team Statistics	SDSU	UNC
First Downs	20	8
Rushing (Att-Net Yds)	49-193	37-163
Passing (Comp.-Att.-Int-Yds)	11-23-1-102	4-13-0-33
Total Offensive Plays	72	50
Total Net Yardage	295	196

■ 2010 Poinsettia Bowl

SAN DIEGO STATE 35, NAVY 14

Dec. 23, 2010 ► Qualcomm Stadium ► Att: 48,049

SAN DIEGO -- Ronnie Hillman scored four touchdowns and tied his career best with 228 yards rushing on 28 carries to lead San Diego State to its first bowl victory since 1969, a 35-14 win over Navy at Qualcomm Stadium.

Hillman, the Mountain West Conference Freshman of the Year, scored on runs of 22, 37 and 2 yards, and pulled in a 15-yard scoring pass from Ryan Lindley.

Hillman broke the previous Poinsettia Bowl record of 129 yards rushing by Navy's Adam Ballard in 2005. The Aztecs outrushed Navy 279-235.

SDSU took a 14-0 lead in the first quarter on Hillman's 22-yard TD run and Lindley's 53-yard TD pass to Vincent Brown. Navy pulled to 14-7 on Ricky Dobbs' 30-yard scoring pass to Greg Jones early in the second quarter. Hillman put the Aztecs up by two touchdowns again as he ran untouched 37 yards up the middle with 3:15 before halftime. Navy closed within one score on Dobbs' 1-yard keeper seven seconds before halftime.

Lindley then hit a wide-open Hillman in the right corner of the end zone for a 28-14 lead on the first play of the fourth quarter. Hillman scored on a 2-yard run midway through the period for the final score of the game.

Lindley completed 18 of 23 passes for 276 yards. Wide receiver Vincent Brown had eight catches for 165 yards, also a Poinsettia Bowl record.

Score by Quarter	1	2	3	4	F
Navy	0	14	0	0	14
San Diego State	14	7	0	14	35

Team Statistics	SDSU	NAVY
First Downs	27	22
Rushing (Att-Net Yds)	41-279	51-235
Passing (Comp.-Att.-Int-Yds)	18-23-0-276	8-15-1-147
Total Offensive Plays	64	66
Total Net Yardage	555	382



■ 2011 New Orleans Bowl


LOUISIANA 32, SAN DIEGO STATE 30

Dec. 17, 2011 ► M.-B. Superdome ► Att: 42,841

NEW ORLEANS -- Making back-to-back bowl game appearances for the first time in its 43-year Division I history, San Diego State dropped a heartbreaking 32-30 decision to Louisiana at the R+L Carriers New Orleans Bowl.

The Aztecs rallied from a 16-point third-quarter deficit to take the lead at 30-29 with just 35 seconds remaining in the game. That was enough time, however, for the Ragin' Cajuns' offense which completed two quick pass plays for a combined 39 yards to get into Aztec territory. Louisiana would move up 10 more yards, including five on a controversial penalty, to set up Brett Baer's game-winning 50-yard field goal as time expired.

San Diego State trailed nearly the entire game, opening scoring in the first quarter with a 27-yard field goal, but then allowing 19 unanswered points, including seven following an 87-yard punt return. Trailing 19-3, the Aztecs got back-to-back touchdowns on identical 16-yard pass plays from quarterback Ryan



Bowl History



SEVEN STRAIGHT BOWL GAME APPEARANCES ► 21 CONFERENCE CHAMPIONSHIPS

Lindley to wideout Colin Lockett to close the gap to just a pair heading into the final 15 minutes.

The two sides combined for 26 points in the fourth quarter with SDSU getting into the end zone twice and Louisiana notching a touchdown and two field goals, including the game winner.

Score by Quarter	1	2	3	4	F
San Diego State	3	0	14	13	30
Louisiana-Lafayette	6	7	6	13	32

Team Statistics	ULL	SDSU
First Downs	25	29
Rushing (Att-Net Yds)	30-76	31-68
Passing (Comp.-Att.-Int-Yds)	25-44-1-492	28-49-0-413
Total Offensive Plays	74	80
Total Net Yardage	568	481

■ 2012 Poinsettia Bowl

BRIGHAM YOUNG 23, SAN DIEGO STATE 6
Dec. 20, 2012 ► Qualcomm Stadium ► Att: 35,442

SAN DIEGO -- Four San Diego State turnovers in the fourth quarter doomed the Aztecs in a 23-6 loss to Brigham Young at the Poinsettia Bowl.

Playing in their school-record third straight bowl game, three of the four turnovers in the quarter led to 20 of the Cougars' 23 points.

SDSU had taken a 6-0 lead with a pair of field goals by Chance Marden. BYU, however, completed a 12-play, 74-yard drive with a 23-yard field goal by Justin Sorensen as the first half expired to halve San Diego State's lead.

After a scoreless third quarter, Kyle Van Noy sacked Aztec quarterback Adam Dingwell and recovered the ball in the end zone to give Brigham Young its first lead of the game at 10-6 with 12:32 remaining.


Dingwell fumbled the snap on SDSU's next play from scrimmage and Jamaal Williams answered with a 14-yard touchdown run on the Cougars' first play.

With 6:09 left, Van Noy intercepted Dingwell's pass on the San Diego State 17 and got into the end zone for BYU's final points of the game.

Aztec running back Adam Muema led all players with 103 rushing yards on 26 carries.

Score by Quarter	1	2	3	4	F
Brigham Young	0	3	0	20	23
San Diego State	3	3	0	0	6

Team Statistics	SDSU	BYU
First Downs	13	17
Rushing (Att-Net Yds)	39-119	30-52
Passing (Comp.-Att.-Int-Yds)	12-29-3-144	23-44-3-244
Total Offensive Plays	68	74
Total Net Yardage	263	296



■ 2014 Poinsettia Bowl

NAVY 17, SAN DIEGO STATE 16
Dec. 23, 2014 ► Qualcomm Stadium ► Att: 33,077

SAN DIEGO -- Donny Hageman missed a 34-yard field goal with 20 seconds left as Navy held on for a narrow 17-16 triumph over San Diego State in the 2014 Poinsettia Bowl.

After the Midshipmen scored the go-ahead points on a 30-yard field goal by Austin Grebe with 1:27 remaining, the Aztecs mounted one last charge, marching 63 yards to the Navy 17. Quinn Kaehler completed 4 of 6 passes on the drive, connecting with Eric Judge on a 32-yard gain followed by a 16-yarder to Donnel Pumphrey to put SDSU in striking position. However, Hageman's game-winning attempt was wide right, snapping the Aztecs' eight-game home victory streak.

Pumphrey ran for 112 yards and one touchdown to establish an SDSU single-season rushing record with 1,867 yards, eclipsing George Jones' standard of 1,852 yards set in 1995.

Navy drew first blood on a 1-yard plunge by quarterback Keenan Reynolds before the Aztecs reeled off 13 straight points on a 5-yard burst by Pumphrey and Hageman field goals of 43 and 37 yards.

The Midshipmen scored on their first possession of the second half, driving 92 yards on 13 plays, capped by Reynolds' second touchdown of the evening.


After forcing a punt, Navy got the ball back. But on 3rd and 10, Devante Davis recovered a fumble by Midshipmen slot back DeBrandon Sanders, putting SDSU in business at the Navy 18. Four plays later, Hageman split the uprights from 30 yards out, giving the Aztecs a 16-14 advantage.

SDSU had a chance to extend its lead in the fourth quarter after reaching the Navy 12. However, Kaehler's fourth-down pass to Mikah Holder fell incomplete.

Kaehler completed just 11 of 27 passes for 141 yards with two interceptions, including one on the Aztecs' opening drive, which led to Navy's first touchdown.

Score by Quarter	1	2	3	4	F
Navy	7	0	7	3	17
San Diego State	10	3	3	0	16

Team Statistics	SDSU	NAVY
First Downs	18	14
Rushing (Att-Net Yds)	33-186	58-254
Passing (Comp.-Att.-Int-Yds)	11-27-2-141	3-7-0-17
Total Offensive Plays	60	65
Total Net Yardage	327	271



■ 2013 Famous Idaho Potato Bowl

SAN DIEGO STATE 49, BUFFALO 24
Dec. 21, 2013 ► Bronco Stadium ► Att: 21,951

BOISE, Idaho -- Adam Muema rushed for 229 yards and three touchdowns en route to earning the game's most valuable player award and helping San Diego State defeat Buffalo, 49-24, in the 2013 Famous Idaho Potato Bowl. It was SDSU's first bowl win outside of its own stadium since the 1969 Pasadena Bowl.

The Aztecs, who never trailed in the contest, capitalized on three crucial Bulls turnovers, scoring 28 unanswered points during the second and third quarters to put the game out of reach.

SDSU rode the legs of quarterback Quinn Kaehler on its initial scoring drive as he tip-toed 29 yards down the right sideline on a bootleg to provide the Scarlet and Black a 7-0 advantage with 21 seconds left in the opening quarter.

After forcing a turnover, Muema tallied the first of his three scores on a 3-yard sweep to increase the SDSU lead to 14-0.

The Bulls, who were held without a first down until the 10:42 mark of the second period, managed to narrow the gap to 14-10 on a 10-yard toss from Licata to Brandon Oliver and a 38-yard field goal by Patrick Clarke.

However, the Aztecs quickly countered with a 5 play, 67-yard march, capped by Muema's 8-yard TD scamper around left end, while Kaehler hit Dylan Denso with a 25-yard scoring strike on the first play following Marcus Andrews' interception return from midfield, giving SDSU a 28-10 bulge at intermission.

Denso also made a key contribution on special teams, recovering a Buffalo fumble on the opening kickoff of the second half to put the Aztecs in business at the Bulls 26. Moments later, Kaehler connected with Adam Roberts from 11 yards out on a post pattern for his second TD pass of the day.

After forcing a three-and-out, Chad Young's 1-yard touchdown plunge increased the Aztec lead to 42-10 with 8:18 left in the third quarter.

Buffalo ended its offensive drought early in the fourth quarter, driving 73 yards in seven plays, culminating in a 23-yard touchdown reception by Alex Neutz. However, the score proved too little too late as Muema wrapped up his



■ 2015 Hawai'i Bowl

SAN DIEGO STATE 42, CINCINNATI 7
Dec. 24, 2015 ► Aloha Stadium ► Att: 22,793

HONOLULU -- Fueled by a strong running game, timely special teams play and a dominating defense, San Diego State routed Cincinnati, 42-7, in the 2015 Hawai'i Bowl. The Aztecs (11-3) tied a program record with their 10th straight victory and finished the year with their first 11-win season since 1969.

SDSU wasted no time in establishing control as Rashaad Penny returned the opening kickoff 100 yards for a touchdown. It was the third score on a kickoff return this season for the Mountain West Special Teams Player of the Year, who also broke the Hawai'i Bowl record for longest return.

Fullback Dakota Gordon collected the game's Most Valuable Player award after scoring two touchdowns, including a 16-yard reception on an option pass from Donnel Pumphrey in the second quarter, which gave the Aztecs an insurmountable 21-0 lead by halftime.

Pumphrey, the Mountain West Offensive Player of the Year, carried the ball 25 times for 99 yards and one touchdown, while teammate Chase Price added 68 yards on 13 attempts. With their totals, Pumphrey (1,658 yards) and Price (1,008 yards) became the first pair of running backs in Aztec history to rush for over 1,000 yards in the same season.

The Bearcats entered the game ranked first nationally in passing yards (373.1) and total offense (559.4).



Bowl History



SEVEN STRAIGHT BOWL GAME APPEARANCES ► 21 CONFERENCE CHAMPIONSHIPS

but were limited to 279 yards on the day by a stifling SDSU defense which registered four sacks and three interceptions, including a 43-yard return for a touchdown by defensive lineman Alex Barrett in the fourth quarter.

Making just his second collegiate start, Aztec quarterback Christian Chapman completed 8 of 11 passes for 113 yards, highlighted by a 14-yard scoring strike to Mikah Holder in the first quarter.

In addition, to Barrett's pick, defensive backs Malik Smith and Damontae Kazee thwarted two Cincinnati drives with interceptions in the first half, while lineman Kyle Kelley led the SDSU pass rush with a career-high 3.5 sacks.

Score by Quarter	1	2	3	4	F
San Diego State	14	7	7	14	42
Cincinnati	0	0	0	7	7

Team Statistics	SDSU	CIN
First Downs	22	15
Rushing (Att-Net Yds)	52-207	32-77
Passing (Comp.-Att.-Int-Yds)	9-12-0-129	19-31-3-202
Total Offensive Plays	64	63
Total Net Yardage	336	279

■ 2016 Las Vegas Bowl

SAN DIEGO STATE 34, HOUSTON 10

Dec. 17, 2016 ► Sam Boyd Stadium ► Att: 29286



LAS VEGAS -- Donnel Pumphrey broke the NCAA career rushing record in 2016 in his college finale, running for 115 yards and a touchdown in San Diego State's 34-10 victory over Houston in the Las Vegas Bowl.

Pumphrey passed former Wisconsin star Ron Dayne's mark of 6,397 yards on a 15-yard run early in the fourth quarter, with teammates swarming him on the sideline, and wrapping up his sensational career in his Nevada hometown with 6,405 yards.

Pumphrey's senior total of 2,133 yards rushing ranks in the top 10 for an FBS player.

Ron Smith returned an interception 54 yards for a touchdown, Curtis Anderson caught a 28-yard touchdown pass from Christian Chapman, Juwan Washington ran for a touchdown, and John Baron kicked two field goals for the Aztecs (11-3). They overcame a 10-0 first-quarter deficit against the Cougars (9-4) for their second consecutive bowl win.

Neither the victory nor Pumphrey's record-setting performance seemed likely after Houston's defense absolutely smothered the Aztecs in the first quarter. Led by freshman Ed Oliver, Houston had seven tackles for loss on San Diego State's first 16 plays. Pumphrey had minus-1 yard rushing on seven carries in the first quarter and the Aztecs didn't have a first down until the first play of the second quarter - on a penalty for running into the kicker.

But Pumphrey started to gash Houston on the perimeter, giving San Diego State the lead for good on a 32-yard touchdown run late in the third quarter, and the defense intercepted four of Houston quarterback Greg Ward Jr.'s passes in the second half.

Ward threw for 229 yards and had a 2-yard touchdown run, tying Bryce Beall's school record of 39 rushing touchdowns.

Score by Quarter	1	2	3	4	F
San Diego State	0	6	14	14	34
Houston	10	0	0	0	10

Team Statistics	SDSU	HOU
First Downs	13	16
Rushing (Att-Net Yds)	37-127	41-25
Passing (Comp.-Att.-Int-Yds)	10-14-0-128	25-34-4-229
Total Offensive Plays	51	75
Total Net Yardage	255	254



Head Coach Rocky Long lifts the 2016 Las Vegas Bowl trophy, celebrating back-to-back bowl game wins for the Aztecs.

■ 2017-18 Mountain West Bowl Lineup



GILDAN NEW MEXICO BOWL

Conference USA vs. Mountain West
Saturday, Dec. 16, 2017
Albuquerque, N.M.



LAS VEGAS BOWL

Pac-12 vs. Mountain West
Saturday, Dec. 16, 2017
Las Vegas, Nev.



FAMOUS IDAHO POTATO BOWL

Mid American vs. Mountain West
Friday, Dec. 22, 2017
Boise, Idaho



HAWAII BOWL

American Athletic vs. Mountain West
Sunday, Dec. 24, 2017
Honolulu, Hawaii



NOVA HOME LOANS ARIZONA BOWL

Sun Belt vs. Mountain West
Saturday, Dec. 30, 2017
Tucson, Ariz.

■ 2017 Traditional New Year's Bowl Lineup



GOODYEAR COTTON BOWL

Friday, Dec. 29, 2017
Arlington, Texas



CAPITAL ONE ORANGE BOWL

Saturday, Dec. 30, 2017
Miami Gardens, Fla.



FIESTA BOWL

Saturday, Dec. 30, 2017
Glendale, Ariz.



CHICK-FIL-A PEACH BOWL

Monday, Jan. 1, 2018
Atlanta, Ga.

■ 2017-18 CFP Championship Schedule



ALLSTATE SUGAR BOWL

Playoff Semifinal Game
Monday, Jan. 1, 2018
New Orleans, La.



ROSE BOWL

Playoff Semifinal Game
Monday, Jan. 1, 2018
Pasadena, Calif.



CFP NATIONAL CHAMPIONSHIP

Playoff Semifinal Winners
Monday, Jan. 9, 2018
Atlanta, Ga.

First-Team All-Americans



SEVEN STRAIGHT BOWL GAME APPEARANCES ▶ 21 CONFERENCE CHAMPIONSHIPS



HENRY ALLISON All-American - 1970

Played two seasons at San Diego State after transferring from College of Sequoias where he also lettered twice ... He anchored the offensive line that set the record for points in a season (44.9 per game) ... Received first-team All-America honors in 1970, his last year at SDSU ... Was drafted in the fifth round by Philadelphia and finished his five-year NFL career with St. Louis and Denver ... SDSU Hall of Fame member.



WILLIE BUCHANON All-American - 1971

A two-year letterwinner at San Diego State (1970 and 1971) and a team captain his senior season ... Earned most valuable player honors in the 1971 East-West Shrine All-Star Game ... He also played in the Coaches All-America Game and College All-Star Game ... Had five interceptions as a senior, the most on the team and the fifth-highest total in the Pacific Coast Athletic Association ... Also punted 39 times for a 36.5 yard average, the fifth-best mark in the PCAA ... Selected as a cornerback on *The Sporting News* all-time college team ... First-round draft choice by the Green Bay Packers in 1972 ... Named NFL Defensive Rookie of the Year in 1972 ... Charter member of the Aztec Hall of Fame (1988) ... Also inducted into the Packers Hall of Fame (1993) and San Diego Hall of Champions (1994) and has had his No. 28 jersey retired by San Diego State.



JOHN BUTLER Little All-American - 1935

The first Aztec football player to receive national recognition ... A three-year letterwinner (1933, '34, '35), Butler earned All-America accolades in 1935 ... Played both ways, as a pulling guard on offense and a linebacker on defense ... Voted to the all-conference team all three seasons ... Served as the mayor of San Diego from 1951 to 1955 ... Member of the Aztec Hall of Fame.



FRED DRYER Little All-American - 1968

A two-year letterwinner and starter at San Diego State (1967, 1968) who helped guide the Aztecs to a 19-1-1 record during his tenure ... Played 13 seasons in the National Football League for the New York Giants and the Los Angeles Rams ... A two-time Pro Bowl selection, Dryer anchored a defensive line that led the Rams to an appearance in Super Bowl XIV ... Following his football career, he had a successful acting career, starring in the long-running television series "Hunter" and later starting his own production company ... Inducted into the Aztec Hall of Fame in 1988 and the College Football Hall of Fame in 1997.



JOHN DUICH Little All-American - 1938

Played three seasons (1936, '37, '38) ... Was captain and most valuable player on the 1938 team ... Played professional football for the Los Angeles Bulldogs ... His son, Steve, was also an All-American at SDSU ... Was an Aztec Hall of Fame inductee in 2007.



STEVE DUICH Little All-American - 1967

A two-year letterwinner and starter (1966, '67) who helped guide the Aztecs to a 21-1 record during his stay ... Anchored the offensive line that averaged 29.2 points and 355.7 yards of offense in 10 games ... In his All-America season, the Aztecs averaged nearly four yards per rush with four players gaining more than 280 yards rushing ... Selected in the fifth round of the NFL Draft by the Green Bay Packers ... Son of Aztec All-American John Duich ... Was an Aztec Hall of Fame inductee in 2007.



LLOYD EDWARDS Little All-American - 1968

Lettered in 1967 and 1968 at San Diego State, helping the Aztecs to a 19-1-1 record in his two seasons ... Earned All-America honors as a senior in 1968 ... Second leading rusher on the '67 squad, with 442 yards on 71 carries for an impressive 6.2 yards per carry ... Followed that up with an 809-yard rushing campaign in 1968, carrying 178 times for a 4.5 rush average ... Also had seven rushing touchdowns in his All-America campaign ... He had three rushing touchdowns and was not stopped for a loss in any of his 71 carries ... Selected in the third round of the 1969 NFL Draft by Oakland.



MARSHALL FAULK All-American - 1991, '92, '93

Three-time All-American (1991, '92, '93), two-time unanimous consensus All-American (1992, '93) ... Led the nation in rushing as a freshman in 1991 with 1,429 yards and in 1992 as a sophomore with 1,630 yards ... Despite playing just three collegiate seasons, collected 4,557 yards rushing ... Fifth player in NCAA history and first since Cornell's Ed Marinaro in 1970-71 to record back-to-back rushing titles ... Other NCAA Division I-A career ranks include: first in points per game (12.1), seventh in rushing yards per game (148.0), 10th in all-purpose yards per game (180.5), and 13th in career rushing touchdowns (57) and career points (376) among non-kickers ... Finished in the top nine of the Heisman Trophy balloting in all three of his seasons, including second in 1992 and fourth in 1993 ... Career totals included 766 carries for 4,589 yards and 57 touchdowns ... Rushed for at least 100 yards in 23 of his 32 career outings ... Posted seven 200-yard games and two 300-yard games ... Rushed 201 times for 1,429 yards and 21 touchdowns in 1991 to become first freshman in NCAA history to lead nation in scoring (15.6 ppg) and rushing (158 ypg.) ... Set a career high and then-NCAA freshman record with 386 rushing yards and seven touchdowns on 37 carries vs. Pacific in his second collegiate game ... Recorded four NCAA freshman records and tied Emmitt Smith for earliest game for freshman to surpass 1,000 yards by doing so in his seventh ... Second overall pick by Indianapolis in 1994 NFL Draft ... A seven-time NFL Pro Bowl selection, he earned league most valuable player honors in 2000 ... Won the world championship with St. Louis in Super Bowl XXXIV on Jan. 30, 2000 ... NFL Hall of Fame inductee in 2011, College Hall of Fame inductee in 2017 and SDSU Hall of Fame in 1998.

Marshall Faulk - SDSU Totals						
Rushing						
	G	Att.	Yds.	Avg.	LG	TDs
1991	9	201	1,429	7.1	63	21
1992	10	265	1,630	6.2	68	15
1993	12	300	1,530	5.1	71	21
Totals	31	766	4,589	6.0	71	57
Receiving						
	G	Rec.	Yds.	Avg.	LG	TDs
1991	9	17	201	11.8	80	2
1992	10	18	128	7.1	17	0
1993	12	47	644	13.7	87	3
Totals	31	82	973	11.9	87	5



GARY GARRISON Little All-American - 1964

A two-year letterwinner for the Aztecs (1964, '65) ... Set San Diego State records with 26 career touchdown receptions and 1,272 receiving yards in 1964 ... Was the first Aztec player to participate in the East-West Shrine Game ... Taken in the first round of the 1965 futures draft by the San Diego Chargers ... A two-time Pro Bowl selection (1971, '73) ... Inducted into the Aztec Hall of Fame in 1988.

Gary Garrison - SDSU Totals						
Receiving						
	G	Rec.	Yds.	Avg.	LG	TDs
1964	10	78	1,272	16.3	52	15
1965	9	70	916	13.1	65	11
Totals	19	148	2,188	14.8	65	26



DON HORN Little All-American - 1966

A two-year player at SDSU, he produced a remarkable senior season ... Led the Aztecs to a perfect 10-0 mark by passing for 2,234 yards, completing 134-of-253 passes (53.0 percent) ... He also threw for 18 touchdowns and rushed for three more ... Led an offense that averaged 28.9 points and 426.6 yards per game ... One of eight Aztec players taken in the 1967 draft, he was selected in the first round by the Green Bay Packers.



MIKE MALANO All-American - 1999

A four-year letterwinner, Malano earned All-America honors as a senior by the *Football Writers Association* ... All-MW first-team choice as a senior ... Started every game at center, recording 30 knockdowns while not allowing a quarterback sack the entire season ... Helped an offense that generated 373.3 yards per game ... All-WAC first-team selection as a junior in 1998 ... Didn't allow a sack all season and registered 22 knockdowns ... Named Aztecs' Lineman of the Year ... Started the first seven games in 1997 at strong-side offensive guard before moving to center vs. Hawai'i and the remainder of the season ... Started every game at strong-side guard in 1996 ... Part of an offense that finished eighth in the nation in total and scoring offense ... Started all 46 games of his college career ... Selected in the seventh round by the Minnesota Vikings in the 2000 Draft.

First-Team All-Americans



SEVEN STRAIGHT BOWL GAME APPEARANCES ▶ 21 CONFERENCE CHAMPIONSHIPS

FIRST-TEAM ALL-AMERICANS < HISTORY



KIRK MORRISON

All-American - 2003

Capped off a standout junior season by being named a first-team All-American as well as the Mountain West Defensive Player of the Year ... Repeated as MWC Defensive Player of the Year as a senior ... In 2003, finished fourth in the MWC with 9.6 tackles per game and led the league with 1.33 tackles for loss per game ... Finished second in the conference with 17 tackles for loss on the season ... Led SDSU in tackles for loss, forced fumbles and recoveries ... Reached double figures in tackles six times, including 15 stops against BYU ... A three-time first-team all-Mountain West selection ... *College Football News* listed him as one of the top 40 players in the country ... Left SDSU as the school's second all-time leading tackler ... Drafted in 2005 by the Raiders.

Kirk Morrison - SDSU Totals									
Defensive									
	G	UT	TT	TFL	Sack	FF	FR	PBU	Int.
2001	11	39	69	5	3	1	0	3	1
2002	13	60	97	9	3	2	5	3	3
2003	12	70	115	17	3.5	4	2	3	1
2004	11	72	115	9	0	1	3	2	1
Totals	47	241	396	40	9.5	8	10	11	6



HAVEN MOSES

All-American - 1967

Played for two seasons at San Diego State after attending Los Angeles Harbor Junior College ... Helped the Aztecs to a 19-1 mark in 1966 and 1967 ... In addition to earning All-America honors from *The Sporting News* and *Time Magazine* in 1967, he also earned Little All-Coast by the *AP* and *UPI* that same year ... Played in the 1967 East-West Shrine Game and also played in the 1968 College All-Star Game and Senior Bowl ... Pulled in 54 passes for 958 yards and seven touchdowns in his All-America senior campaign ... Caught 111 passes for 2,103 yards and 15 TDs in his two seasons on the Mesa ... Was a 1968 first-round draft pick of the Buffalo Bills ... Member of the 1974 Pro Bowl team.


Haven Moses - SDSU Totals						
Receiving						
	G	Rec.	Yds.	Avg.	LG	TDs
1966	10	57	1,145	20.1	59	8
1967	10	54	958	17.7	52	7
Totals	18	111	2,103	18.9	59	15



NORM NYGAARD

Little All-American - 1954

A two-time all-conference performer who played for the Aztecs for three seasons (1952, 53, 54) ... His 2,619 career rushing yards were a San Diego State record until Marshall Faulk's arrival ... Aztec Hall of Fame inductee in 2002.



CRAIG PENROSE

All-American - 1975

Played two seasons with the Aztecs (1974 and 1975) after transferring from Colorado ... Led the nation in passing in 1975, becoming the third Aztec player in a five-year span to lead the NCAA in that category (Brian Sipe - 1971, Jesse Freitas - 1973) ... 1975 team MVP ... Finished the 1975 season ranked second nationally in total offense ... Impressive numbers during his All-America campaign, connecting on 198-of-349 passes (56.7 percent) for 2,660 yards with 15

touchdowns while leading SDSU to an 8-3 record ... Selected in the fourth round of the 1976 NFL Draft by Denver ... Played portions of four seasons with the Broncos, logging 18 career games ... Also spent time in the USFL ... Aztec Hall of Fame inductee in 2017.



NOEL PREFONTAINE

All-American - 1996

Named a first-team All-America selection by the *Associated Press* and *Football Writers Association* ... Played at SDSU for two seasons after playing as a freshman at Cal State Fullerton in 1992 and as a sophomore at Arizona State in 1993 ... Punted 48 times for a school-record average of 46.5 yards per punt ... That average was good for second in the nation, just one-tenth of a yard behind the national leader in the category ... Did not have any of his 100 punts in his junior or senior seasons blocked ... Showed amazing consistency as a senior, averaging 41.7 yards or better per punt in all 11 games ... He averaged more than 50 yards per punt in a game twice in 1996, including a 53.5 average against Hawaii ... Recorded a school-record 82-yard punt at New Mexico ... Holds school records for best punting average in both a season and a career ... A CFL all-star ... An Aztec Hall of Fame inductee in 2016.



DONNEL PUMPHREY

All-American - 2016

2016 first-team All-American by Walter Camp and *Sports Illustrated*, and a second-team pick by *Associated Press*, *AFCA*, *USA Today* and *The Sporting News* ... Finished his career ranked first all-time in NCAA FBS history in rushing yards (6,405) ... Also is fifth in all-purpose yards (7,515), tied for eighth in overall touchdowns (67) and ninth in rushing touchdowns (62) ... Is the only player in NCAA FBS history with at least 5,000 rushing yards (or 6,000 yards) and 1,000 receiving yards ... Broke numerous SDSU school records, passing Marshall Faulk his senior year in rushing yards (6,405), all-purpose yards (7,515), 100-yard rushing games (33), overall touchdowns (67), rushing touchdowns (62), overall points (402) and rushing attempts (1,059) ... Finished as the all-time Mountain West leader in rushing yards, all-purpose yards, rushing touchdowns, overall touchdowns and 100-yard games ... Was a two-time MW Offensive Player of the year (2015-16), three-time MW first-team selection (2014-16) and six-time MW Offensive Player of the Week ... Was SDSU's MVP and offensive MVP three straight seasons (2014-16) ... Led the nation with 2,133 rushing yards as a senior, which is the 10th most in NCAA FBS single-season history ... Has three of the top five rushing seasons in SDSU history, including the top two ... Tied for 10th in the voting for the Heisman Trophy as a senior, and was also a Doak

Donnel Pumphrey - SDSU Totals						
Rushing						
	G	Att.	Yds.	Avg.	LG	TDs
2013	13	125	752	6.0	72	8
2014	13	276	1,867	6.8	93	20
2015	14	309	1,653	5.4	72	17
2016	14	349	2,194	6.3	79	17
Totals	54	1,059	6,405	6.1	93	62
Receiving						
	G	Rec.	Yds.	Avg.	LG	TDs
2013	13	22	234	10.6	23	2
2014	13	23	160	7.0	31	0
2015	14	28	416	14.9	40	3
2016	14	27	231	8.6	27	0
Totals	54	100	1,041	10.4	40	5

Walker Award finalist, and a Maxwell Award and Walter Camp Player-of-the-Year Award semifinalist ... Played in all 54 games over his career ... Drafted in the fourth round of the 2017 NFL Draft by Philadelphia.



TOM REYNOLDS

All-American - 1971

An all-Pacific Coast Athletic Association performer who earned team most valuable player honors as a senior ... The nation's leading receiver in 1971 when he hauled in 67 receptions for 1,070 yards and seven touchdowns ... Caught 25 more passes than any other player in the PCAA ... A second-round selection of the New England Patriots in the 1972 NFL Draft ... Played in 21 NFL games and caught 15 passes for 279 yards and two touchdowns in two NFL seasons ... Inducted into the Aztec Hall of Fame in 1990.



NICO SIRAGUSA

All-American - 2016

Was a 2016 *USA Today* first-team All-American and a third-team All-America selection by *Associated Press* ... A two-time first-team all-Mountain West pick (2015-16) ... Blocked for Donnel Pumphrey, the all-time NCAA leading rusher, for all four seasons from 2013-16 ... Blocked for Pumphrey (2,133 yards) and Rashaad Penny (1,018 yards) as a senior, making SDSU the first team in NCAA history with a 2,000-yard and 1,000-yard rusher in the same season ... Played in all 54 games of his career, starting 42 times ... Drafted in the third round of the 2017 NFL Draft by Baltimore.



KYLE TURLEY

All-American - 1997

Joins Marshall Faulk as the only consensus All-Americans in SDSU history ... A semifinalist for both the Outland Trophy and Lombardi Award his senior season ... Earned All-America honors as a senior, becoming the first Aztec offensive lineman to earn that distinction since Henry Allison in 1970 ... Selected to play in both the Senior Bowl and the East-West Shrine postseason all-star games ... Blocked for three different 1,000-yard rushers during his Aztec tenure ... Selected seventh overall in the 1998 draft ... A 2000 *Associated Press* All-Pro ... Set a New Orleans team record against St. Louis in 2000 with three fumble recoveries ... Was a teammate of Marshall Faulk with the Rams ... SDSU Hall of Famer.



HENRY WILLIAMS

All-American - 1978

A two-year letterwinner (1977 and 1978) for the Aztecs, Williams was named a Kodak All-American his senior season ... Also earned second-team honors by *United Press International* in 1978 ... Selected in the sixth round of the 1978 NFL Draft by the Oakland Raiders.

National Honors



SEVEN STRAIGHT BOWL GAME APPEARANCES ► 21 CONFERENCE CHAMPIONSHIPS

DIVISION I ERA MULTIPLE ALL-AMERICA RECIPIENTS

14 Players (2 three-time, 12 two-time)

3-Time All-American

*Marshall Faulk, RB (1991-1st, 1992-1st, 1993-1st)
Donnel Pumphrey, RB (2014-HM, 2015-HM, 2016-1st)

2-Time All-Americans

Doug Aronson, OG (1985-HM, 1986-3rd)
Darius Durham, WR (1981-HM, 1982-HM)
Chris Hardy, RB (1985-HM, 1986-HM)
Paul Hewitt, RB (1987-HM, 1988-HM)
Michael Hughes, P (2005-HM, 2007-HM)
*Pete Inge, OG (1978-2nd, 1979-2nd)
*Kirk Morrison, LB (2003-1st, 2004-2nd)
Ricky Parker, DB (1995-HM, 1996-HM)
*Todd Santos, QB (1986-HM, 1987-3rd)
*Brian Sipe, QB (1970-HM, 1971-HM)
*Kyle Turley, OT (1996-HM, 1997-1st)
Kevin Wells, C (1987-HM, 1988-HM)
* - Member of Aztec Hall of Fame

FIRST-TEAM ALL-AMERICANS

15 times by 13 players
three consensus All-America selections

Yr.	Player, Position	Source
67	Haven Moses, WR	SN, TM
70	Henry Allison, OG	SN, TM, NEA
71	Willie Buchanan, DB	SN, TM, PW
	Tom Reynolds, WR	TM
75	Craig Penrose, QB	SN, TM
78	Henry Williams, DB	FC
91	Marshall Faulk, RB	AP, SN
92	** Marshall Faulk, RB	AP, FC, FN, FW, SN, UP, WC
93	** Marshall Faulk, RB	AP, FC, FN, FW, SN, UP, WC
96	Noel Prefontaine, P	AP, FW
97	* Kyle Turley, OT	FC, FN, FW, SN
99	Mike Malano, C	FW
03	Kirk Morrison, LB	CF
16	Donnel Pumphrey, RB	WC, SI
	Nico Siragusa, OG	USAT

SECOND-TEAM ALL-AMERICANS

12 times by 11 players

Yr.	Player, Position	Source
78	Pete Inge, OG	AP
	Henry Williams, DB	UP
	Pete Inge, OG	AP, UP
85	Webster Slaughter, WR	AP, FN
90	Patrick Rowe, WR	AP
95	George Jones, RB	AP
96	Noel Prefontaine, P	FN
97	Kyle Turley, OT	AP
01	Larry Ned, RB	AP
04	Kirk Morrison, LB	SN
15	Damontae Kazee, DB	USAT
16	Donnel Pumphrey, RB	AP, FC, USAT, SN

THIRD-TEAM ALL-AMERICANS

13 times by 13 players

Yr.	Player, Position	Source
63	Neal Petties, WR	AP
70	Tim Delaney, WR	AP
73	Jesse Freitas, QB	AP
79	Pete Inge, OG	FN
83	Jim Sandusky, WR	FN
86	Doug Aronson, OG	AP
	Rob Awalt, TE	AP, FN

87	Todd Santos, QB	SN
95	George Jones, RB	FN
98	Damon Gourdine, WR/KR	SN
02	J.R. Tolver, WR	SN
11	Ronnie Hillman, RB	AP, PS
16	Nico Siragusa, OG	AP

FOURTH-TEAM ALL-AMERICANS

two times by two players

Yr.	Player, Position	Source
01	Larry Ned, RB	SN
02	J.R. Tolver, WR	SN

HONORABLE MENTION ALL-AMERICANS

61 times by 50 players

Yr.	Player, Position	Source
64	James Allison, RB	NEA
70	Tim Delaney, WR	UP
	Brian Sipe, QB	AP
	Leon Van Gorkum, DE	AP, UP
	Brian Sipe, QB	AP, UP
71	Brian Sipe, QB	UP
76	Travis Hitt, LB	UP
78	Pete Inge, OG	UP
	Don Warren, TE	AP, UP
	Henry Williams, DB	AP
79	Tony Allen, RB	AP
	Pete Inge, OG	SN
	Pat Mulholland, P	SN
	Steve Stapler, WR	AP
	Terrell Ward, DB	AP
80	Kevin Mitchell, LB	SN
81	Vernon Dean, DB	AP, SN
	Darius Durham, WR	AP
	Mike Jezulin, P	AP
	Matt Kofler, QB	SN
82	Darius Durham, WR	AP
83	Matt Long, C	AP
	Jim Sandusky, WR	AP
	Mike Saxon, P	AP
84	Tory Nixon, CB	AP
85	Doug Aronson, OG	AP
	Chris Hardy, RB	AP
	Mike Hooper, DT	AP
	Chris O'Brien, PK	AP
	Todd Richards, LB	AP
	Mike Stevens, MG	AP
86	Levi Esene, DT	AP
	Chris Hardy, RB	AP
	Steve Lauter, DB	AP
	Mario Mitchell, CB	AP
	Todd Santos, QB	AP
87	Paul Hewitt, RB	AP
	Kerry Reed-Martin, TE	AP
	Todd Santos, QB	AP
	Kevin Wells, C	AP
88	Monty Gilbreath, WR	AP
	Paul Hewitt, RB	AP
	Kevin Wells, C	AP
95	Chris Finch, OG	FN
	Ricky Parker, DB	FN
96	Will Blackwell, WR	FN
	Billy Blanton, QB	FN
	Peter Holt, PK	FN
	Adrian Ioja, DE	FN
	Ricky Parker, CB	FN
	Kyle Turley, OT	FN
98	Kabeer Gbaja-Biamila, DE	FN
05	Michael Hughes, P	CF
07	Michael Hughes, P	CF
10	DeMarco Sampson, WR	SI

11	Gavin Escobar, TE	SI
	Ronnie Hillman, RB	SI
	Larry Parker, DB	SI
12	Gavin Escobar, TE	PFW
14	Donnel Pumphrey, RB	SI
15	Damontae Kazee, DB	SI
	Donnel Pumphrey, RB	SI

FRESHMAN ALL-AMERICANS

13 times by five players

Yr.	Player, Position	Team	Source
01	Kirk Morrison, LB	4th	SN
03	Lynell Hamilton, RB	1st	SN, RI
05	Russell Allen, LB	HM	SN
10	Gavin Escobar, TE	1st	SN
	Ronnie Hillman, RB	1st	FW, PS
	Gavin Escobar, TE	2nd	RI, CF, PS
13	Donnel Pumphrey, RB	2nd	RI, CF, CS

* - Consensus All-American as defined by the NCAA

** - Consensus All-American unanimous selection

AP - Associated Press, CF - Collegefootballnews, FC - American Football Coaches Association (Kodak), FN - Football News, FW - Football Writers Association of America, NEA - Newspaper Enterprise Association, PFW - Pro Football Weekly, PS - Phil Steele.com, PW - Pop Warner, RI - Rivals.com, SI - Sports Illustrated, SN - Sporting News, TM - Time Magazine, UP - United Press, USAT - USA Today.

LITTLE ALL-AMERICANS (PRE-DIVISION I ERA)

14 times by 13 players

Yr.	Player, Position
35	John Butler, OG
38	John Duich, OT
54	Norm Nygaard, RB
	Ron Steward, WR
55	Jay Gutowski, OG
56	Jay Gutowski, OG
64	Jim Allison, RB
	Gary Garrison, WR
66	Leo Carroll, DE
	Don Horn, QB
67	Steve Duich, OT
	Haven Moses, WR
68	Fred Dryer, DL
	Lloyd Edwards, RB

ACADEMIC ALL-AMERICANS

three times by three players

Yr.	Player, Position	Team
78	Don Warren, TE	2nd
98	Scott Auerbach, DB	1st
01	Brian Simjanovski, P	2nd

NATIONAL AWARD CANDIDATES

Heisman Trophy (Top College Player)

91	Marshall Faulk (9th; 52 pts.)
92	Marshall Faulk (2nd; 1,080 pts.)
93	Marshall Faulk (4th; 250 pts.)
16	Donnel Pumphrey (T-10th; 67 pts.)

Walter Camp Award (National Player of the Year)

11	Ronnie Hillman, RB (preseason)
16	Donnel Pumphrey, RB (semifinalist)

National Honors



SEVEN STRAIGHT BOWL GAME APPEARANCES ► 21 CONFERENCE CHAMPIONSHIPS

Maxwell Award (College Player of the Year)

- 06 Lynell Hamilton, RB (preseason)
- 11 Ronnie Hillman, RB (preseason)
- Ryan Lindley, QB (preseason)
- 13 Adam Muema, RB (preseason)
- 15 Donnel Pumphrey, RB (preseason)
- 16 Donnel Pumphrey, RB (semifinalist)

Hossman Award (National Player of the Year)

- 04 Kirk Morrison, LB (preseason)

Bednarik Award (Outstanding Defensive Player)

- 04 Kirk Morrison, LB (preseason)
- 13 Jake Fely, LB (preseason)
- 16 Damontae Kazee, CB (preseason)
- Calvin Munson, LB (preseason)

Nagurski Award (Top Defensive Player)

- 03 Kirk Morrison, LB (preseason)
- 04 Matt McCoy, LB (preseason)
- Kirk Morrison, LB (preseason)
- 06 Antwan Applewhite, DE (preseason)
- 11 Miles Burris, LB (preseason)
- 12 Leon McFadden DB (preseason)
- 16 Calvin Munson, LB (preseason)

Butkus Award (Outstanding Linebacker)

- 02 Kirk Morrison (preseason)
- 03 Kirk Morrison (preseason)
- 04 Kirk Morrison (semifinalist)
- Matt McCoy (preseason)
- 07 Russell Allen (preseason)
- 08 Russell Allen (preseason)
- 11 Miles Burris (preseason)
- 16 Calvin Munson (preseason)

Ted Hendricks Award (Top Defensive End)

- 06 Antwan Applewhite (preseason)

Biletnikoff Award (Top Wide Receiver)

- 02 J.R. Tolver (semifinalist)
- Kassim Osgood (preseason)
- 09 Vincent Brown (semifinalist)
- 10 Vincent Brown (preseason)
- 11 Colin Lockett (midseason)
- 12 Colin Lockett (preseason)
- 13 Ezell Ruffin (midseason)
- 14 Ezell Ruffin (preseason)

Davey O'Brien Award (Outstanding Quarterback)

- 03 Adam Hall (preseason)
- 11 Ryan Lindley (preseason)

Manning Award (Top Quarterback)

- 09 Ryan Lindley (preseason)
- 11 Ryan Lindley (preseason)

Doak Walker Award (Top Running Back)

- 01 Larry Ned (semifinalist)
- 04 Lynell Hamilton (preseason)
- 05 Lynell Hamilton (preseason)
- 11 Ronnie Hillman (semifinalist)
- 12 Walter Kazee (preseason)
- 13 Adam Muema (preseason)
- 14 Donnel Pumphrey (preseason)
- 15 Donnel Pumphrey (preseason)
- 16 Donnel Pumphrey (finalist)

Rimington Award (Outstanding Center)

- 02 Johnathan Ingram (preseason)
- 04 Jasper Harvey (preseason)
- 05 Jasper Harvey (preseason)
- 09 Trask Iosefa (preseason)
- 10 Trask Iosefa (preseason)
- 12 Alec Johnson (preseason)

- 14 Jordan Smith (preseason)
- 16 Arthur Flores (preseason)

Lombardi Award (Top Down Lineman)

- 03 Kirk Morrison (preseason)
- 04 Mike Kracalik (preseason)
- Kirk Morrison (preseason)
- 08 Russell Allen (preseason)
- 11 Miles Burris (preseason)
- 12 Gavin Escobar (preseason)
- 13 Jake Fely (preseason)
- 15 Alex Barrett (preseason)
- Darrell Greene (preseason)
- Pearce Slater (preseason)

Outland Trophy (Top Interior Lineman)

- 04 Mike Kracalik (preseason)
- 16 Nico Siragusa (preseason)

Lou Groza Award (Outstanding Kicker)

- 96 Peter Holt (finalist)
- 03 J.C. Mejia (semifinalist)
- 11 Abelardo Perez (preseason)
- 15 Donny Hageman (preseason)
- 16 John Baron II (semifinalist)

Ray Guy Award (Outstanding Punter)

- 03 Brian Simjanovski (preseason)
- 06 Michael Hughes (preseason)
- 07 Michael Hughes (preseason)
- 09 Brian Stahovich (preseason)
- 10 Brian Stahovich (preseason)
- 11 Brian Stahovich (preseason)
- 13 Joel Alesi (preseason)
- 14 Joel Alesi (preseason)
- 16 Tanner Blain (preseason)

John Mackey Award (Top Tight End)

- 10 Alston Umuolo (preseason)
- 11 Gavin Escobar (midseason)
- 12 Gavin Escobar (semifinalist)

Jim Thorpe Award (Top Defensive Back)

- 12 Leon McFadden (preseason)
- 13 Nat Berhe (preseason)
- 14 J.J. Whittaker (preseason)
- 15 Damontae Kazee (preseason)
- J.J. Whittaker (preseason)
- 16 Damontae Kazee (preseason)

Lott IMPACT Trophy (Impact On & Off Field)

- 13 Nat Berhe (preseason)
- 16 Calvin Munson (quarterfinalist)

Earl Campbell Tyler Rose Award (Ties to Texas, Performance, Integrity, Tenacity)

- 13 Adam Dingwell (preseason)
- 14 Adam Roberts (preseason)

Burlsworth Trophy (Top Walk-On)

- 10 Darryn Lewis (preseason)
- 13 Chad Young (preseason)
- 14 Joel Alesi (preseason)
- 15 Dakota Gordon (preseason)
- 16 Daniel Brunskill (preseason)

Paul Hornung Award (Most Versatile Player)

- 16 Rashaad Penny (preseason)

Wuerffel Trophy Watch List (Top Community Service)

- 16 Daniel Brunskill (preseason)

Rudy Award (Character, Courage, Contribution, Commitment)

- 10 Doug Deakin

NCAA Statistical Champions

Total Offense

Year	Player	Cl.	Plays	Rush	Pass	Total	YPG
1969	Dennis Shaw	Sr.	388	12	3,185	3,197	319.7
1973	Jesse Freitas	Sr.	410	-92	2,993	2,901	263.7
1987	Todd Santos	Sr.	562	-244	3,932	3,688	307.3

Rushing

Year	Player	Cl.	Gms.	Att.	Yards	YPG
1991	Marshall Faulk	Fr.	9	201	1,429	158.8
1992	Marshall Faulk	So.	10	265	1,630	163.0
*2016	Donnel Pumphrey	Sr.	14	349	2,133	152.4

* - Pumphrey was the NCAA leader in rushing yards, but was second in RYPG

Passing

Year	Player	Cl.	G	Att.	Comp.	CPG	Int.	Pct.	Yards	TD
1971	Brian Sipe	Sr.	11	369	196	17.8	21	.531	2,532	17
1973	Jesse Freitas	Sr.	11	347	227	20.6	17	.654	2,993	21
1975	Craig Penrose	Sr.	11	349	198	18.0	24	.567	2,660	15

Between 1970 and 1978, the NCAA ranked passing leaders by completions per game.

Receiving

Year	Player	Cl.	Gms.	Rec.	RPG	Yards	TDs
1971	Tom Reynolds	Jr.	10	67	6.7	1,070	7
1974	Dwight McDonald	Sr.	11	86	7.8	1,157	7

Receiving Yards Per Game

Year	Player	Cl.	Gms.	Rec.	Yards	Avg.	TDs
1990	Patrick Rowe	Jr.	11	71	1,392	126.6	8
2002	J.R. Tolver	Sr.	13	128	1,785	137.3	13

Scoring

Year	Player	Cl.	Gms	TDs	2XP	FG	Pts.	Avg.
1987	Paul Hewitt	Sr.	12	24	0	0	144	12.0
1991	Marshall Faulk	Fr.	9	23	2	0	140	15.6

Punt Returns

Year	Player	Cl.	No.	Yards	TDs	Long	Avg.
1983	Jim Sandusky	Sr.	20	381	1	90	19.0

Kickoff Returns

Year	Player	Cl.	No.	Yards	Avg.
1980	Mike Fox	Fr.	11	361	32.8

Career Rushing Yards

Player	Years	Gms	Att.	Yards	Avg.	TD	YPG
Donnel Pumphrey	2013-16	54	1,059	6,405	6.0	62	118.6

Career Points Per Game

Player	Years	Gms	TDs	2XP	FG	Pts.	Avg.
Marshall Faulk	1991-93	31	62	4	0	376	12.1

NCAA Annual Team Champions

1969	Total Offense	532.2 yards per game
1969	Passing Offense	374.2 yards per game
1969	Scoring Offense	46.4 points per game
1971	Passing Offense	251.4 yards per game
1973	Passing Offense	305.0 yards per game
1975	Passing Offense	291.3 yards per game
1983	Punt Returns	17.0 yards per return
1996	Net Punting	44.9 yards per punt
2015	Turnover Margin	+1.57 turnovers per game
2016	Passes Intercepted	26 interceptions
	Kickoff Returns	28.1 yards per return

Conference Honors



SEVEN STRAIGHT BOWL GAME APPEARANCES ▶ 21 CONFERENCE CHAMPIONSHIPS



Linebacker Kirk Morrison

LEAGUE PLAYER OF THE YEAR

11 times by seven players

Yr.	Player, Position	Honor
Western Athletic Conference (1978-99)		
87	Todd Santos, QB	Offensive PoY
92	Marshall Faulk, RB	Offensive PoY
95	George Jones, RB	Offensive PoY
Mountain West (1999-)		
03	Kirk Morrison, LB	Defensive PoY
04	Kirk Morrison, LB	Co-Defensive PoY
15	Donnel Pumphrey, RB	Offensive PoY
	Damontae Kazee, DB	Defensive PoY
	Rashaad Penny, KR	Special Teams PoY
16	Donnel Pumphrey, RB	Offensive PoY
	Damontae Kazee, DB	Defensive PoY
	Rashaad Penny, KR/PR	Special Teams PoY

LEAGUE FRESHMAN OF THE YEAR

two times by two players

Yr.	Player, Position
Mountain West (1999-)	
03	Lynell Hamilton, RB
10	Ronnie Hillman, RB

LEAGUE COACH OF THE YEAR

five times by four coaches

Yr.	Coach
Western Athletic Conference (1978-99)	
86	Denny Stolz
98	Ted Tollner (Pacific Division)
Mountain West (1999-)	
10	Brady Hoke
12	Rocky Long
15	Rocky Long

FIRST-TEAM ALL-LEAGUE

269 times by 208 players

Yr.	Player, Position	No. 1st Team Selections
Southern Calif. Intercollegiate Athletic Conference (1926-38)		
26	Dave Barnes, OT	1st
	Ed Ruffa, RB	1st

27	Paul Mott, FB	1st		Dave Stenson, OG	1st
28	Werner Peterson, OT	1st	64	Jim Allison, B	1st
	Art Wilson, FB	1st		John Farris, OT	2nd
29	Gordon Cox	1st		Gary Garrison, E	1st
	Art Wilson, FB	2nd	65	Gary Garrison, E	2nd
30	Elden Dillely, FG	1st		Nate Johns, B	1st
	George Mosolf, E	1st		Cliff Kenney, LB	1st
32	Bill Bailey, FB	1st		Ken Madison, E	1st
	George Mosolf, E	2nd		Larry Martin, MG	1st
	Glen Warren, C	1st		Ralph Wenzel, OG	1st
33	Bill Bailey, FB	2nd	66	Leo Carroll, DE	1st
	John Butler, OG	1st		Don Fisher, E	1st
	George Mosolf, E	3rd		Don Horn, QB	1st
	Jack Rand, E	1st		Bob Howard, DB	1st
	Owen Rice, OT	1st		Larry Schakel, OG	1st
34	John Butler, OG	2nd		Craig Scoggins, E	1st
	Owen Rice, OT	1st		Jeff Staggs, LB	1st
35	John Butler, OG	3rd		Teddy Washington, B	1st
	Ed Smyth, E	1st		Jon Wittler, LB	1st
36	Herb Ward, OG	1st	67	John Beck, DB	1st
37	Max Glass, FB	1st		Paul Daniels, OG	1st
	Herb Ward, OT	1st		Steve Duich, OT	1st
	Abbie Vanoni, OG	1st		Lloyd Edwards, B	1st
38	Bill Timmons, E	1st		Cliff Hancock, DB	1st
	Hal Tracy, FB	1st		Jim Hight, MG	1st
	Abbie Vanoni, OG	2nd		Haven Moses, E	1st

California Collegiate Athletic Association (1939-67)

41	Bob Cozens, B	1st
	Joe Seminario, OG	1st
46	Leo Heaton, E	1st
	Bill Nelson, B	1st
	Al Sawaya, OT	1st
47	George Brown, OG	1st
48	Tom Dahms, OT	1st
49	Tom Dahms, OT	2nd
	James Dowd, OG	1st
	Tom Wilson, E	1st
50	Byron Chase, OT	1st
	Bob Conklin, OG	1st
	Bob Embrey, DB	1st
	Ralph Freitag, C	1st
	Art Preston, B	1st
	Birt Slater, DE	1st
51	Jim Erkenbeck, OT-DG	1st
	Hugh Lathman, DG	1st
	George Leja, LB	1st
	Ferman McPhatter, DG	1st
	Chet Nicholson, E	1st
	Art Preston, B	2nd
	Ed Ricketts, DB	1st
	Jesse Thompson, B	1st
52	Ed Fletcher, DB	1st
	Paul Held, B	1st
	Bob Lyons, DE	1st
	Dick Ortega, OT-DT	1st
53	Paul Held, B	2nd
	Harry Higgins, C	1st
	Marshall Malcolm, DB	1st
	Norm Nygaard, RB-DB	1st
54	Harry Higgins, C	2nd
	Marshall Malcolm, DB	2nd
	Norm Nygaard, RB-DB	2nd
55	Jay Gutowski, OG	1st
	William Ledford, OT	1st
56	Jay Gutowski, OG	2nd
	William Ledford, OT	2nd
57	Joe Duke, B	1st
58	Joe Duke, B	2nd
	Braxton Pinkins, E	1st
	Dick Morris, B	1st
60	Pat Robbins, OG	1st
62	Kern Carson, B	1st
	David Lay, OT	1st
	Neal Petties, E	1st
63	Kern Carson, B	2nd
	John Farris, OT	1st
	Mario Mendez, B	1st

Pacific Coast Athletic Association (1969-75)

69	Tim Burnett, DL	1st
	Tim Delaney, TE	1st
	Lee Felice, OT	1st
	Billie Hayes, DB	1st
	Bill Pierson, C	1st
	Tom Reynolds, WR	1st
	Dennis Shaw, QB	1st
	Tom Shellabarger, OT	1st
	Bill Van Leeuwen, DL	1st
	Carl Weathers, LB	1st
	Lon Woodard, DL	1st
70	Henry Allison, OG	1st
	Ken Burrow, WR	1st
	Tim Delaney, TE	2nd
	Tom Hayes, DB	2nd
	Al Limahelu, K	1st
	Tom Shellabarger, OT	2nd
	Leon Van Gorkum, DE	1st
71	Willie Buchanon, DB	1st
	Steve Henson, OT	1st
	Tom Reynolds, WR	1st
	Brian Sipe, QB	1st
	Ty Youngs, DT	1st
72	Randy Bixler, DL	1st
	Isaac Curtis, WR	1st
	Bill Donckers, QB	1st
	Bill Ferguson, LB	1st
	Joe Lavender, DB	1st
73	Joe Amaral, LB	1st
	Rick Ash, DL	1st
	Tony Bachmann, OG	1st
	Pat Cassidy, LB	1st
	Keith Denson, WR	1st
	Jesse Freitas, QB	1st
	Bobby Henderson, LB	1st
	Monte Jackson, DB	1st
	Dave Limebrook, C	1st
	Claudie Minor, OT	1st
	Darold Nogle, TE	1st
74	Rick Ash, DL	2nd
	Tony Bachmann, RB	2nd
	Burt Blackwell, LB	1st
	Mike Gilbert, DL	1st
	Bobby Henderson, LB	2nd
	Monte Jackson, DB	2nd
	Bill Kramer, RB	1st
	Dwight McDonald, WR	1st
75	Duke Ferguson, WR	1st
	Mike Gilbert, DL	2nd
	Travis Hitt, LB	1st

Conference Honors



SEVEN STRAIGHT BOWL GAME APPEARANCES ► 21 CONFERENCE CHAMPIONSHIPS

CONFERENCE HONORS < HISTORY

Mel Jacobs, KR	1st
Craig Penrose, QB	1st
Charlie Wortiska, OG	1st
Western Athletic Conference (1978-98)	
78 Pete Inge, OG	1st
Don Warren, TE	1st
Henry Williams, DB	1st
79 Tony Allen, RB	1st
Pete Inge, OG	2nd
Steve Stapler, WR	1st
Terrell Ward, DB	1st
80 Kevin Mitchell, LB	1st
81 Vernon Dean, DB	1st
Mike Jezulin, P	1st
82 Darius Durham, WR	1st
83 Jim Sandusky, WR & Ret. Spec.	1st
84 Rich Moran, OT	1st
Tory Nixon, CB	1st
85 Doug Aronson, OG	1st
Chris Hardy, HB	1st
Chris O'Brien, PK	1st
Todd Richards, LB	1st
Webster Slaughter, WR	1st
86 Doug Aronson, OG	2nd
Rob Awalt, TE	1st
Levi Esene, DT	1st
Steve Lauter, S	1st
87 Monty Gilbreath, Ret. Spec.	1st
Clarence Nunn, DB	1st
Todd Santos, QB	1st
88 Paul Hewitt, RB	1st
89 Monty Gilbreath, WR	2nd
John Wesselman, DB	1st
90 Dennis Arey, WR	1st
Dan McGwire, QB	1st
Patrick Rowe, WR	1st
Nick Subis, OL	1st
91 Eric Duncan, DL	1st
Marshall Faulk, RB	1st
Jim Jennings, OL	1st
Damon Pieri, DB	1st
Patrick Rowe, WR	2nd
92 Marshall Faulk, RB	2nd
Tony Nichols, OL	1st
Damon Pieri, CB	2nd
Darnay Scott, WR	1st
93 Marshall Faulk, RB	3rd
Darnay Scott, WR	2nd
94 La'Roi Glover, DL	1st
Ricky Parker, DB	1st
95 Will Blackwell, WR	1st
Chris Finch, OG	1st
George Jones, RB	1st
Ricky Parker, DB	2nd
96 Will Blackwell, WR	(PD) 2nd
Leandrew Childs, Ret. Specialist	(PD) 1st
Adrian Ioja, DE	(PD) 1st
Ricky Parker, CB	(PD) 1st
Noel Prefontaine, P	(PD) 1st
Kyle Turley, OT	(PD) 1st
97 Kabeer Gbaja-Biamila, DE	(PD) 1st
Kyle Turley, OT	(PD) 2nd
98 Rick Austin, OL	(PD) 1st
Kabeer Gbaja-Biamila, DE	(PD) 2nd
Damon Gourdine, WR & Ret. Specialist	(PD) 1st
Mike Malano, OL	(PD) 1st
Mountain West (1999-)	
99 Rico Curtis, DB	1st
Kabeer Gbaja-Biamila, DL	3rd
Mike Malano, OL	2nd
Gray McNeill, TE	1st
00 Will Demps, DB	1st
01 Will Demps, DB	2nd
David Moreno, OL	1st
Larry Ned, RB	1st
02 Kirk Morrison, LB	1st
Kassim Osgood, WR	1st
J.R. Tolver, WR	1st

03 Brendan Darby, OL	1st
Lynell Hamilton, RB	1st
Kirk Morrison, LB	2nd
04 Kirk Morrison, LB	3rd
05 Marcus Demps, S	1st
Freddy Keiaho, LB	1st
06 Antwan Applewhite, DE	1st
10 Vincent Brown, WR	1st
Miles Burris, LB	1st
Ronnie Hillman, RB	1st
Leon McFadden, DB	1st
DeMarco Sampson, WR	1st
Brian Stahovich, P	1st
11 Miles Burris, LB	2nd
Gavin Escobar, TE	1st
Tommie Draheim, OL	1st
Ronnie Hillman, RB	2nd
Leon McFadden, DB	2nd
Larry Parker, DB	1st
Brian Stahovich, P	2nd
12 Nik Emberrate, OL	1st
Gavin Escobar, TE	2nd
Leon McFadden, DB	3rd



Tight end Gavin Escobar

13 Nat Berhe, DB	1st
14 Donnel Pumphrey, RB	1st
15 Alex Barrett, DL	1st
Damontae Kazee, DB	1st
Calvin Munson, LB	1st
Rashaad Penny, KR	1st
Donnel Pumphrey, RB	2nd
Nico Siragusa, OL	1st
Pearce Slater, OL	1st
16 John Baron II, PK	1st
Alex Barrett, DL	2nd
Damontae Kazee, DB	2nd
Calvin Munson, LB	2nd
Rashaad Penny, KR	2nd
Donnel Pumphrey, RB	3rd
Nico Siragusa, OL	2nd

SECOND-TEAM ALL-LEAGUE

53 times by 42 players

Yr.	Player, Position
Mountain West (1999-)	
99	Jerome Haywood, DL
	Jonas Lewis, RB
	Joey Mayo, LB

Larry Ned, RB	1st
Scott Nicholson, DL	1st
Ted Printy, OL	1st
00 Jomar Butler, LB	1st
Jerome Haywood, DL	1st
Ricky Sharpe, DB	1st
Brian Simjanovski, P	1st
J.R. Tolver, WR	1st
01 Jerome Haywood, DL	1st
Brian Simjanovski, P	1st
J.R. Tolver, WR	1st
02 Amon Arnold, DL	1st
Jonathan Ingram, OL	1st
Jeff Shoate, DB	2nd
03 Mike Kracalik, OL	1st
Matt McCoy, LB	1st
Brandon Rager, DL	2nd
Jeff Shoate, DB	2nd
04 Mike Kracalik, OL	1st
Blake Lobel, DL	1st
Matt McCoy, LB	1st
05 Michael Hughes, P	1st
Kurt Kahui, DL	1st
Jeff Webb, WR	1st
06 Joe Martin, LB	1st
07 Michael Hughes, P	1st
Kevin O'Connell, QB	1st
Brett Swain, WR	1st
09 Vincent Brown, WR	1st
DeMarco Sampson, WR	1st
Brian Stahovich, P	1st
10 Ryan Lindley, QB	1st
Gavin Escobar, TE	1st
Trask Iosefa, OL	1st
Abelardo Perez, K	1st
11 Alec Johnson, OL	1st
Jerome Long, DL	1st
12 Nat Berhe, DB	1st
Jake Fely, LB	1st
Alec Johnson, OL	1st
Adam Muema, RB	1st
13 Bryce Quigley, OL	1st
14 Damontae Kazee, DB	1st
Lloyd Mills, PR	1st
Terry Poole, OL	1st
J.J. Whittaker, DB	1st
15 Jake Fely, LB	1st
J.J. Whittaker, DB	1st
16 Daniel Brunskill, OL	1st
Malik Smith, DB	1st
David Wells, TE	1st

HONORABLE MENTION ALL-LEAGUE

77 times by 68 players

Yr.	Player, Position
Mountain West (1999-)	
00	Brian Berg, LB
	Mike Houghton, OL
	Johnathan Ingram, OL
	Chester Pitts, OL
	Brian Russell, DB
	Lon Sheriff, QB
01	Andrew Bringham, DL
	Jomar Butler, LB
	Donte Gamble, KR
	Johnathan Ingram, OL
	Gray McNeill, TE
	Kirk Morrison, LB
	Garret Pavelko, DB
	Chester Pitts, OL
	Dylan Robles, LB
	Ricky Sharpe, DB
02	Kyle Conerly, PR/KR
	Brendan Darby, OL
	Akbar Gbaja-Biamila, DL
	Adam Hall, QB

AZTEC FOOTBALL MEDIA GUIDE

Team Awards



SEVEN STRAIGHT BOWL GAME APPEARANCES ► 21 CONFERENCE CHAMPIONSHIPS

TEAM AWARDS ◀ HISTORY

JOHN SIMCOX MEMORIAL TROPHY

The Simcox Trophy has been presented annually since 1962 by former Aztec Leon W. Parma ('51) to the team MVP.

Yr.	Player
CCAA (1939-67)	
1962	Kern Carson
1963	Mario Mendez
1964	Gary Garrison
1965	Gary Garrison
1966	Don Horn
1967	Haven Moses
1968	Tom Nettles
PCAA (1969-75)	
1969	Dennis Shaw
1970	Tim Delaney
1971	Tom Reynolds
1972	Isaac Curtis
1973	Jesse Freitas
1974	Dwight McDonald
1975	Craig Penrose
1976	Travis Hitt
1977	David Turner
WAC (1978-98)	
1978	Phil DuBois
1979	Tony Allen
1980	Kevin Mitchell
1981	Matt Kofler
1982	Darius Durham
1983	Jim Sandusky
1984	Tory Nixon
1985	Webster Slaughter
1986	Todd Santos
1987	Todd Santos
1988	Monty Gilbreath
	Paul Hewitt
1989	John Wesselman
1990	Dan McGwire
1991	David Lowery
1992	Marshall Faulk
1993	Marshall Faulk
1994	Wayne Pittman
1995	George Jones
1996	Billy Blanton
1997	Kyle Turley
1998	Damon Gourdine
MW (1999-)	
1999	Rico Curtis
2000	Jomar Butler
2001	Larry Ned
2002	J.R. Tolver
2003	Kirk Morrison
2004	Kirk Morrison
2005	Freddy Keiaho
2006	Joe Martin
2007	Kevin O'Connell
2008	Russell Allen
2009	Jerry Milling
2010	Vincent Brown
2011	Ronnie Hillman
2012	Leon McFadden
2013	Nat Berhe
2014	Donnel Pumphrey
2015	Donnel Pumphrey
2016	Donnel Pumphrey

BYRON H. CHASE MEMORIAL TROPHY

Originally presented to the outstanding offensive and defensive linemen in memory of Byron H. Chase '50. From 1994 to 2001, the award was expanded to include six positions. Currently, the award is presented to the outstanding offensive and defensive players.

Yr.	Player, Position
CCAA (1939-67)	
1952	Bill Vincent
1953	Frank Acosta
	Ed Johns
1954	Ed Johns
1955	Jay Gutowski
1956	Jay Gutowski
1957	Braxton Pinkins
1958	Dennis Magee
1959	Leroy Dotson
1960	Bob Moss
1961	David Lay
1962	David Lay
1963	John Farris
1964	John Farris
1965	Ralph Wenzel
1966	Leo Carroll
1967	Steve Duich
1968	Larry Findley, off.
	Fred Dryer, def.
PCAA (1969-75)	
1969	Bill Pierson, off.
	Bill Van Leeuwen, def.
1970	Henry Allison, off.
	Leon Van Gorkum, def.
1971	Steve Henson, off.
	Ty Youngs, def.
1972	Chris Miller, off.
	Randy Bixler, def.
1973	Claudia Minor, off.
	Rich Ash, def.
1974	Tony Bachmann, off.
	Bobby Henderson, def.
1975	Charlie Wortiska, off.
	Reggie Lewis, def.
1976	Ed Imo, def.
	Mike Solari, off.
	Dave Johnston, off.
1977	Scott Bradley, off.
	Ed Imo, def.
WAC (1978-98)	
1978	Pete Inge, off.
	Kent Perkov, def.
1979	Pete Inge, off.
	Randy Mastin, def.
1980	Ulima Afoa, off.
	Jim Wilks, def.
1981	Matt Long, off.
	Mike Vance, def.
1982	Greg Foster, off.
	Doug Reed, def.
1983	Matt Long, off.
	Jeff Miller, def.
1984	Rich Moran, off.
	Mike Stevens, def.
1985	Doug Aronson, off.
	Todd Richards, def.
1986	Doug Aronson, off.
	Levi Esene, def.
1987	Dave DesRochers, off.
	Brett Faryniarz, def.
1988	Kevin Wells, off.
	Brad Burton, def.
1989	Roman Fortin, off.
	Milt Wilson, def.

1990	Nick Subis, off.
	Pio Sagapolutele, def.
1991	Kevin Macon, off.
	Eric Duncan, def.
1992	Tony Nichols, off.
	Jamal Duff, def.
	La'Roi Glover, def.
1993	Carlson Leomiti, off.
	La'Roi Glover, def.
1994	Chris Finch, OG
	La'Roi Glover, DL
	Wayne Pittman, RB
	Curtis Shearer, WR
	Scott Blade, LB
	Ricky Parker, DB
1995	Chris Finch, OG
	La'Roi Glover, DT
	George Jones, RB
	Will Blackwell, WR
	Craigus Thompson, LB
	Ricky Parker, DB
1996	Kyle Turley, OT
	Adrian Ioja, DE
	George Jones, RB
	Will Blackwell, WR
	Craigus Thompson, LB
	Jason Moore, DB
1997	Kyle Turley, OT
	Jonas Lewis, RB
	Az Hakim, WR
	Kabeer Gbaja-Biamila, DE
	Rico Curtis, SS
	Andy Osborne, LB
1998	Mike Malano, C
	Jonas Lewis, RB
	Damon Gourdine, WR
	Kabeer Gbaja-Biamila, DE
	Joseph Tuipala, LB
	Rico Curtis, FS
MW (1999-)	
1999	Mike Malano, C
	Larry Ned, RB
	Damon Gourdine, WR
	Kabeer Gbaja-Biamila, DE
	Jerome Haywood, DT
	Joey Mayo, LB
	Rico Curtis, DB
2000	David Moreno, OL
	Jerome Haywood, DT
	James Truvillion, RB
	J.R. Tolver, WR
	Jomar Butler, LB
	Ricky Sharpe, DB
	Chester Pitts, OL
2001	Jerome Haywood, DL
	Larry Ned, RB
	J.R. Tolver, WR
	Jomar Butler, LB
	Will Demps, DB
2002	Johnathan Ingram, C
2003	Lynell Hamilton, RB
	Matt McCoy, LB
2004	Jeff Webb, WR
	Heath Farwell, LB
2005	Jeff Webb, WR
	Kurt Kahui, DL
2006	Atiyah Henderson, RB
	Brett Sturm, S
2007	Kevin O'Connell, QB
	Ray Bass, S
2008	Ryan Lindley, QB
	Corey Boudreaux, S
2009	Ryan Lindley, QB
	DeMarco Sampson, WR
	Jerry Milling, LB
	Luke Laolagi, LB

2010	Ryan Lindley, QB
	DeMarco Sampson, WR
	Ernie Lawson, DL
	Miles Burris, LB
2011	Ryan Lindley, QB
	Miles Burris, LB
2012	Adam Muema, RB
	Jake Fely, LB
2013	Quinn Kaehler, QB
	Ezell Ruffin, WR
	Nat Berhe, DB
2014	Donnel Pumphrey, RB
	Calvin Munson, LB
2015	Donnel Pumphrey, RB
	Damontae Kazee, DB
	Calvin Munson, LB
2016	Donnel Pumphrey, RB
	Damontae Kazee, DB

DR. R. HARDY/ C.E. PETERSON MEMORIAL TROPHY

Presented annually to honor team captains. Perpetual trophy donated by Ken Johnson, 1928.

Yr.	Player, Position
CCAA (1939-67)	
1966	Don Horn, off.
	John Wittler, def.
1967	Haven Moses, off.
	Cliff Hancock, def.
1968	Dennis Shaw, off.
	Mike Meagher, def.
PCAA (1969-75)	
1969	Dennis Shaw, off.
	Tim Burnett, def.
1970	Tim Delaney, off.
	Leon Van Gorkum, def.
1971	Brian Sipe, off.
	Willie Buchanon, def.
1972	Bill Donckers, off.
	Bill Ferguson, def.
1973	Jesse Freitas, off.
	Joe Amaral, def.
1974	Bill Kramer, off.
	Bobby Henderson, def.
1975	Monty Reed, off.
	Ed Kertel, def.
1976	Tom Craft, off.
	Travis Hitt, def.
1977	Joe Davis, off.
	Whip Walton, def.
WAC (1978-98)	
1978	Don Warren, off.
	Steve Jorde, def.
1979	Pete Inge, off.
1980	Ulima Afoa, off.
	Rick Carusa, def.
1981	Matt Kofler, off.
	Vernon Dean, def.
1982	Matt Long, off.
	Mike Fox, def.
1983	Matt Long, off.
	Thomas Carter, def.
1984	Rich Moran, off.
	Herb Brohn, def.
1985	Casey Brown, off.
	Dan Knight, off.
	Mike Stevens, def.
	LeRoy Wardell, def.
1986	Levi Esene, def.
	Doug Aronson, def.
	Corey Gilmore, off.
1987	Todd Santos, off.

Team Awards



SEVEN STRAIGHT BOWL GAME APPEARANCES ► 21 CONFERENCE CHAMPIONSHIPS

- 1988 Brett Faryniarz, def.
Reggie Blaylock, off.
Clarence Nunn, def.
Alfred Jackson, off.
Kevin Wells, off.
Mario Mitchell, def.
- 1989 Monty Gilbreath, off.
John Wesselman, def.
- 1990 Keith Owens, spec. teams
Dan McGwire, off.
Lou Foster, def.
- 1991 Andy Trakas, spec. teams
Jim Jennings, off.
Lou Foster, def.
Zac Stokes, spec. teams
- 1992 David Lowery, off.
Tracey Mao, def.
Andy Trakas, spec. teams
- 1993 Carlson Leomiti, off.
Darrell Lewis, def.
- 1994 Wayne Pittman, off.
Chris Finch, off.
Scott Blade, def.
La'Roi Glover, def.
- 1995 Chris Finch, off.
La'Roi Glover, def.
Ricky Parker, def.
- 1996 Billy Blanton, off.
Adrian Ioja, def.
Craigus Thompson, def.
Freddie Edwards, spec. teams
- 1997 Kyle Turley, off.
Andy Osborne, def.
Julius McChristian, def.
- 1998 Brian Russell, off.
Joe Jackson, def.
Joseph Tuipala, def.
Mike Duran, spec. teams
Mac Cleary, spec. teams
- MW (1999-)**
- 1999 Mike Malano, off.
Larry Ned, off.
Rico Curtis, def.
Scottie Nicholson, def.
Sheldon Pope, spec. teams
- 2000 Lon Sheriff, off.
J.R. Tolver, off.
Brian Russell, def.
Jerome Haywood, def.
- 2001 Ricky Sharpe, spec. teams
Larry Ned, off.
Jerome Haywood, def.
Will Demps, def.
Josh Dean, special teams
- 2002 J.R. Tolver, off.
Akbar Gbaja-Biamila, def.
- 2003 Adam Hall, off.
Jeff Shoate, def.
- 2004 Kevin O'Connell, off.
Kirk Morrison, def.
Stephen Larsen, spec. teams
- 2005 Kevin O'Connell, off.
Freddy Keiaho, def.
- 2006 Kevin O'Connell, off.
Lynell Hamilton, off.
Reggie Grigsby, def.
Joe Martin, def.
- 2007 Kevin O'Connell, off.
Mike Kravetz, off.
Chaz Schilens, off.
Russell Allen, def.
Ray Bass, def.
Nick Osborn, def.
- 2008 Darren Mougey, off.
Mike Schmidt, off.
Corey Boudreaux, def.

- Russell Allen, def.
Siaosi Fifita, def.
- 2009 Tony DeMartinis, off.
Jerry Milling, def.
- 2010 Doug Deakin, off.
Ernie Lawson, def.
Andrew Preston, def.
- 2011 J.J. Autele, def.
Miles Burris, def.
Ryan Lindley, off.
- 2012 Walter Kazee, off.
Leon McFadden, def.
Dominique Sandifer, off.
- 2013 Nat Berhe, def.
Colin Lockett, off.
Bryce Quigley, off.
- 2014 Sam Meredith, def.
Terry Poole, off.
Ezell Ruffin, off.
J.J. Whittaker, def.
- 2015 Jake Fely, def.
Dakota Gordon, off.
Pearce Slater, off.
J.J. Whittaker, def.
- 2016 Alex Barrett, def.
Damontae Kazee, def.
Calvin Munson, def.
Donnel Pumphrey, off.
Nico Siragusa, def.

PRESIDENT'S AWARD

Presented to the player who has achieved the highest standards of athletic and academic excellence.

Yr. Player, Class

WAC (1978-98)

- 1986 Chris Kilby
- 1987 Chuck Nixon
- 1988 Roman Fortin
- 1989 Brad Burton
- 1990 Derek Sang
- 1991 Damon Pieri
- 1992 Darrell Lewis
Damon Pieri
- 1993 Peter Holt
- 1994 Ray Peterson
- 1995 Daryl Hawkins
- 1996 Peter Holt
- 1997 Miles Fates
- 1998 Scott Auerbach

MW (1999-)

- 1999 Sheldon Pope
- 2000 Brian Russell
- 2001 Lon Sheriff
Sikot Uipi, most imp.
- 2002 Brook Miller, most imp.
Lon Sheriff
- 2003 James Finkle, So.
Adam Gray-Hayward, Jr.
Reggie Grigsby, most imp.
Adam Hall, Sr.
Kwan Howard, R-Fr.
Patrick Justman, Fr.
- 2004 Matt Callahan, Fr.
Derrick Durbin, most imp.
Patrick Justman, So.
Kirk Morrison, Sr.
Shane Russell, Jr.
- 2005 Matt Callahan, So.
Kwan Howard, most imp.
Patrick Justman, Jr.
Adam Miller, Sr.
Josh Ulibarri, Fr.
- 2006 Matt Callahan, Jr.
Scotty James, Jr.
Patrick Justman, Sr.
Mike Kravetz, most imp.

- Nick Sandford, Fr.
Josh Ulibarri, So.
Ted Edwards, Sr.
Matthew Kawulok, So.
Chaz Schilens, most imp.
Michael Stewart, Jr.
B.J. Williams, Fr.
- 2008 Russell Allen, Sr.
Miles Burris, Fr.
Doug Deakin, So.
Bryan Finkel, Jr.
- 2009 Matthew Kawulok, Sr.
- 2010 Logan Ketchum, Jr.
- 2011 Miles Burris, Sr.
- 2012 D.J. Shields, Sr.
- 2013 Bryce Quigley, Sr.
- 2014 Jeff Overbaugh, Jr.
- 2015 Pierre Romain, Sr.
- 2016 Daniel Brunskill, Jr.
Arthur Flores, Sr.

MOST INSPIRATIONAL PLAYER

Yr. Player

PCAA (1969-75)

- 1961 David Stenson
- 1962 Warren Simmons
- 1963 Joe Gibbs
- 1964 John Goddon
- 1965 Ken Madison
- 1966 Jon Wittler
- 1967 Cliff Hancock
- 1968 Mike Meagher
- 1969 Tim Delaney
- 1970 Tim Delaney
Terry Mendenhall
- 1971 Ty Youngs
- 1972 Bill Ferguson
- 1973 Darold Nogle
- 1974 Rance Olison
- 1975 Bob Johnson
- 1976 Herman Edwards
- 1977 Ed Imo

WAC (1978-98)

- 1978 Dave Katzenmeyer
- 1979 Terrell Ward
- 1980 Kevin Mitchell
- 1981 Jerome Franey
- 1982 Alan Dale
- 1983 Thomas Carter
- 1984 Mike Waters
- 1985 Jack Eaton
- 1986 Mike Ariey
- 1987 Reggie Blaylock
- 1988 Monty Gilbreath
- 1989 Joe Santos
- 1990 Lou Foster
- 1991 Lou Foster
- 1992 Tracey Mao
- 1993 Wayne Pittman
- 1994 Ray Peterson
- 1995 Ricky Parker
- 1996 Craigus Thompson
- 1997 Julius McChristian
- 1998 Joe Jackson
Scottie Nicholson

MW (1999-)

- 1999 Scottie Nicholson
- 2000 Jerome Haywood
- 2001 Jerome Haywood
- 2002 Johnathan Ingram
- 2003 Jeff Shoate
- 2004 Robert Ortiz
Marviel Underwood
- 2005 Kurt Kahui
- 2006 Robert Miller
- 2007 Ernie Lawson

Team Awards



SEVEN STRAIGHT BOWL GAME APPEARANCES ► 21 CONFERENCE CHAMPIONSHIPS

TEAM AWARDS ◀ HISTORY

2008	Eric Miclot
2009	Davion Mauldin
2010	Doug Deakin
2011	J.J. Autele
2012	Walter Kazee
2013	Chad Young
2014	Jake Fely
2015	Jake Fely
	J.J. Whittaker
2016	Calvin Munson

PREP PLAYER AWARD

Awarded by the Mesa Distributing Co., Inc., to the top scout-team players.

Yr.	Player, Position
WAC (1978-98)	
1982	Mark Grey, off.
	James Johnson, def.
1983	Dan Knight, off.
	Todd Richards, def.
1984	Maurice Sowell, off.
	Stuart Busbee, def.
1985	Ron Hawkins, off.
	Dave DesRochers, def.
1986	John Moomaw, off.
	Brett Branco, def.
1987	Jim Miele, off.
	Frank Pulice, def.
1988	Larry Maxey, off.
	Eric Nelson, def.
1989	Bob Shults, off.
	George Glaze, def.
	Chris Rodahoffer, def.
1990	Beveren Means, off.
	Tyrone Morrison, def.
1991	Ray Peterson, off.
	Shawn Smith, def.
1992	Marlon Manassa, off.
	Michael Driver, def.
1993	Will Blackwell, off.
	Avo Avetisyan, def.
1994	Tyrone Evans, off.
	Joseph Tuipala, def.
1995	Andrew Kline, off.
	Kabeer Gbaja-Biamila, def.
1996	Lamont Webb, off.
	M.J. Rzeznik, def.
1997	Mac Cleary, def.
	Greg Morena, off.
	Akbar Gbaja-Biamila, def.
1998	Daniel Gourdine, off.
	M.J. Rzeznik, def.
MW (1999-)	
1999	Jon Geisler, off.
	DeAngelo Nedd, def.
	Beau Trickey, def.
2000	Adam Hall, off.
	Kirk Morrison, def.
	Jason Pery, def.
2001	Jasper Harvey, off.
	Robert Ortiz, off.
	Heath Farwell, def.
2002	Joe Martin, def.
	Brett Sturm, off.
	Jason Van, off.
2003	Darron Howard, off.
	Chaz Schilens, off.
	Antwan Applewhite, def.
2004	Darren Mougey, off.
	Emil Metroka, def.
2005	Tyler Campbell, off.
	Avery Williams, def.
2006	Davon Brown, off.
	Andrew Preston, def.
2007	John Rivera, off.
	DeMarco Sampson, off.

2008	Miles Burris, def.
	Josh Ulibarri, off.
	Demetrius Barksdale, def.
2009	Robert Gregorio, off.
	Eron Moses, def.
	Jacob Driver, special teams
2010	Adam Dingwell, off.
	Everett Beed, def.
	Jacob Driver, special teams
2011	Chase Price, off.
	Chris Gordert, def.
2012	Daniel Brunskill, off.
	Kendrick Mathis, off.
	Lloyd Mills, off.
	Kevin Campano, def.
	Kenny Galea'i, def.
	Nick Rudolph, special teams
2013	Kene Anigbogdu, off.
	Chase Favreau, off.
	D.J. Hunter, def.
	Fred Melifonwu, def.
	Kalan Montgomery, special teams
2014	Kevin Campano, off.
	Andrew Schuurs, off.
	Joe Salcedo, def.
	Noble Hall, def.
2015	Ryan Agnew, off.
	Kyahva Tezino, def.
	Jeff Clay, special teams
2016	Elijah Preston, off.
	Dru Mathis, def.
	Brandon Fitzpatrick, special teams

MOST VALUABLE SPECIAL TEAMS PLAYER

Perpetual trophy donated by Richard L. Wagner.

Yr.	Player
PCAA (1969-75)	
1976	Terry Donovan
1977	Lew Chumich
WAC (1978-98)	
1978	Steve Duncan
1979	Al Fanchin
1980	Al Fanchin
	Mike Jezulin
1981	Mike Jezulin
1982	Steve Bullington
	Marco Morales
1983	Tracy Thompson
1984	Tracy Thompson
1985	Chris O'Brien
1986	Monty Gilbreath
1987	Wayne Ross
1988	John Wesselman
1989	John Wesselman
1990	Andy Trakas
1991	Zac Stokes
1992	Andy Trakas
1993	Curt Collins
1994	Ken Overby
1995	Freddie Edwards
1996	Freddie Edwards
	Noel Prefontaine
1997	Rico Curtis
1998	Mac Cleary
	Mike Duran
MW (1999-)	
1999	James Truvillion
2000	Garret Pavelko
2001	Brian Simnjanovski
2002	Brian Simnjanovski
2003	J.C. Mejia
2004	Kyle Conerly
2005	Michael Hughes
2006	Tyler Schmitt

2007	Tyler Schmitt
2008	Tyler Campbell
2010	Brian Stahovich
2011	Chad Young
2012	Scott Graves
2013	Tim Vizzi
2014	Donny Hageman
2015	Rashaad Penny
2016	Rashaad Penny
	Quest Truxton

OUTSTANDING FRESHMAN AWARD

Yr.	Player
MW (1999-)	
2009	Nik Embernate
2010	Ronnie Hillman
2011	Jake Fely
2012	Seamus McMorrow
2013	Donnel Pumphrey
2014	Trey Lomax
2015	Parker Baldwin
2016	Parker Houston
	Juwan Washington

OFFENSIVE LINEMAN OF THE YEAR

Yr.	Player
MW (1999-)	
2011	Tommie Draheim
2012	Nik Embernate
2013	Bryce Quigley
2014	Terry Poole
2015	Pearce Slater
2016	Daniel Brunskill

DEFENSIVE LINEMAN OF THE YEAR

Yr.	Player
MW (1999-)	
2011	Jerome Long
2012	Sam Meredith
2013	Jordan Thomas
2014	Alex Barrett
2015	Alex Barrett
2016	Alex Barrett

MOST IMPROVED PLAYER

Yr.	Player, Position
WAC (1978-98)	
1983	Richard Brown
1984	Dan Gaston
1985	Vince Warren
1986	Duane Pettitt
1987	Mike Knutson
1988	Samida Tuiaana
1989	Jim Jennings
1990	Kevin Macon
1991	Sebastian Glaze
1992	Mark Roberts
1993	Doug Tom
1994	Billy Blanton
1995	Kyle Turley
1996	Obafemi Ayanbadejo
	Jason Moore
1997	Rico Curtis
	Jesus Reyes
1998	Rick Austin
	Darryl Jones
MW (1999-2008)	
1999	Ted Printy

AZTEC FOOTBALL MEDIA GUIDE

Team Awards



SEVEN STRAIGHT BOWL GAME APPEARANCES ► 21 CONFERENCE CHAMPIONSHIPS

- 2000 Antwone Young
Brendan Darby, off.
Andrew Brigham, def.
Brian Simnjianovski, special teams
- 2001 Johnathan Ingram, off.
Kirk Morrison, def.
Garret Pavelko, def.
Justin Green, special teams
Jason Perry, special teams
- 2002 Amon Arnold
- 2003 Mike Kracalik, off.
Brook Miller, def.
- 2004 Brandon Bornes, off.
Blake Lobel, def.
- 2005 Chaz Schilens
- 2006 Ornan Nwansi
- 2007 Mike Kravetz, off.
Corey Boudreaux, def.
Roberto Wallace, off.
B.J. Williams, def.
- 2008 Lance Louis, off.
Jerry Milling, def.

IRON MAN SPECIAL TEAMS AWARD

Yr.	Player
MW (1999-2008)	
2004	Heath Farwell
2005	Eric Hodge
2006	Freddy Dunkle Nick Sanford
2007	Tyler Campbell
2008	Dey Juan Hemmings

ACADEMIC INITIATIVE AWARD

Yr.	Player
MW (1999-2008)	
2003	Michael Franklin
2004	Reggie Grigsby
2005	Fale Poumele
2006	Andrew Schantz
2007	Mike Kravetz
2008	Lance Louis Jerry Milling

COACHES AWARD

Yr.	Player, Position
MW (2004-08)	
2004	Josh Dean, def. Mike Kracalik, off. Marcus Demps, def. Michael Franklin, off. Robert Ortiz, off.
2006	Jonathan Bailes, def. Patrick Justman, off. Terrell Maze, def. Emil Metroka, def. Fred Amano, off.
2007	Lynell Hamilton, off. Steve Schmidt, off. Ornan Nwansi, def. Gerard Armstrong, def. T.J. McKay, def. Darren Mougey, off. Mike Schmidt, off. Justin Shaw, off.

All-Star Game Appearances

All-American Bowl* 1990 Nick Subis	1978 Whip Walton Don Warren Henry Williams	1987 Reggie Blaylock Clarence Nunn Todd Santos (MVP)
American Bowl* 1970 Bill Pierson Dennis Shaw	1981 Vernon Dean Matt Kofler Matt Long	1992 Tony Nichols Damon Pieri
1972 Brian Sipe (MVP)	1983 Matt Long	Las Vegas All-American Classic*
1974 Jesse Freitas	1984 Tory Nixon	2005 Josh Dean Heath Farwell Mike Kracalik Marviel Underwood Coach Fred Bleil
Blue-Gray Game*	1985 Webster Slaughter	2006 Jasper Harvey Freddy Keiaho
1973 Jesse Freitas	1986 Doug Aronson Robert Awalt	2007 Terrell Maze [^]
1974 Monte Jackson	1990 Dennis Arey Dan McGwire	Medal Of Honor Bowl
1975 Craig Penrose	1995 Jamal Duff	2013 Colin Lockett
1978 Henry Williams	1996 La'Roi Glover	NFLPA Collegiate Bowl
1981 Vernon Dean Matt Kofler	1997 Ricky Parker	2015 Darrell Greene Pearce Slater
1988 Kevin Wells	1998 Az Hakim	2016 Daniel Brunskill
1990 Dennis Arey Nick Subis	1999 Kyle Turley Kabeer Gbaja-Biamila Mike Malano	Paradise Bowl*
1996 Peter Holt Nathaniel Jacquet Noel Prefontaine	2001 Akbar Gbaja-Biamila	2001 Jerome Haywood Derrick Lewis
1998 Taj Johnson	2002 Akbar Gbaja-Biamila J.R. Tolver	Gray McNeill Greg Taylor
Casino Del Sol All-Star Game*	2006 Jasper Harvey Jeff Webb	2002 Jared Ritter
2011 Jerome Long	2008 Kevin O'Connell Will Robinson	Senior Bowl
Coaches All-America Game*	2010 Vincent Brown	1966 Gary Garrison
1966 Gary Garrison	2014 Terry Poole	1968 Haven Moses
1968 Haven Moses	Ezell Ruffin	1970 Bill Pierson
1970 Bill Pierson Dennis Shaw	2016 Calvin Munson	Dennis Shaw
1972 Willie Buchanan Tom Reynolds	Florida Citrus Gridiron Classic*	1968 Haven Moses
1973 Isaac Curtis Bill Ferguson	1999 Andrew Kline	1970 Bill Pierson
1974 Jesse Freitas Claudie Minor	Hula Bowl*	1972 Willie Buchanan Tom Reynolds
College All-Star Game*	1969 Fred Dryer	1974 Monte Jackson
1966 Gary Garrison	1974 Dwight McDonald	1975 Duke Ferguson
1967 Leo Carroll Bob Jones	1977 David Turner (MVP)	Craig Penrose (MVP)
1968 Haven Moses	1979 Kevin Fidel	1978 Henry Williams
1969 Fred Dryer	1983 Jim Sandusky (MVP)	1984 Tory Nixon
1970 Dennis Shaw	1986 Levi Esene	1986 Robert Awalt Steve Lauter
1971 Henry Allison	1987 Dave DesRochers Todd Santos	1989 Roman Fortin
1972 Willie Buchanan	1990 Pio Sagapolutele	1990 Dan McGwire
1973 Isaac Curtis	1991 Patrick Rowe	1991 Patrick Rowe
1974 Jesse Freitas	1996 Chris Finch	1997 George Jones
1975 Craig Penrose	1997 Ricky Parker	1998 Az Hakim Ephraim Salaam Kyle Turley
East-West Shrine Game	1998 Jason Moore	1999 Kabeer Gbaja-Biamila
1965 Gary Garrison	1999 Joseph Tuipala	2001 Chester Pitts
1966 Don Horn	2000 Rico Curtis Mike Malano	2005 Kirk Morrison
1967 Leo Carroll Haven Moses	2001 Larry Ned	2010 Vincent Brown
1968 Fred Dryer	2003 Kassim Osgood (MVP) Ricky Sharpe	2011 Ryan Lindley
1969 Bill Pierson	2004 Brendan Darby	2012 Leon McFadden
Dennis Shaw (MVP)	2006 Marcus Demps	2015 Jeff Overbaugh
1971 Willie Buchanan (MVP) Tom Reynolds	2007 Joe Martin	2016 Damontae Kazee Donnel Pumphrey Nico Siragusa
Brian Sipe	2008 Kevin O'Connell Nick Osborn Will Robinson	Shriners Potato Bowl*
1972 Isaac Curtis Bill Ferguson	Japan Bowl*	1967 Steve Duich
1974 Monte Jackson	1976 Herman Edwards	
1975 Mike Gilbert Craig Penrose	1977 David Turner	
1977 Terry Jackson David Turner	1981 Vernon Dean Matt Kofler	
	1983 Matt Long Jim Sandusky	
	1984 Mike Waters	
	1985 Vince Warren	

* - Game no longer played.
^ - 2006 game was canceled.



AZTECS In The NFL Draft

San Diego State has a storied history of sending its student-athletes to the National Football League. Over the years, the Aztecs have had 157 players selected in the NFL Draft, which leads the Mountain West. Of that total, 55 have been picked within the first 100 selections.



Safety **Nat Berhe** (above) was a sixth-round selection by the New York Giants in 2014.



Running back **Ronnie Hillman** (above) was taken in the third round with the 67th pick overall in the 2012 NFL Draft by the Denver Broncos. Hillman was a key contributor to Denver's Super Bowl championship season in 2015, rushing for a career-high 863 yards and seven touchdowns.



Guard **Nico Siragusa** (left), was chosen in the fourth round at 122nd overall by the Baltimore Ravens, while his former teammate, running back **Donnel Pumphrey** (above), was selected in the fourth round as the 132nd overall pick of the 2017 NFL Draft by the Philadelphia Eagles.

Aztecs In First 100 NFL Picks

Ranked By Selection -- 55 top-100 selections

Year	Name, Team	Pos.	Rd.	Pick
1994	Marshall Faulk, Indianapolis Colts	RB	1	2
1998	Kyle Turley, New Orleans Saints	T	1	7
1972	Willie Buchanon, Green Bay Packers	DB	1	7
1968	Haven Moses, Buffalo Bills	WR	1	9
1969	Fred Dryer, New York Giants	DE	1	13
1973	Isaac Curtis, Cincinnati Bengals	WR	1	15
1991	Dan McGwire, Seattle Seahawks	QB	1	16
1967	Don Horn, Green Bay Packers	QB	1	25
1975	Monte Jackson, Los Angeles Rams	DB	2	28
1994	Darnay Scott, Cincinnati Bengals	WR	2	30
1970	Dennis Shaw, Buffalo Bills	QB	2	30
1967	Leon Carroll, Atlanta Falcons	DE	2	31
1985	Tory Nixon, Washington Redskins	DB	2	33
1971	Ken Burrow, Atlanta Falcons	WR	2	33
1967	Don Shy, Pittsburgh Steelers	RB	2	35
1967	Bob Jones, Chicago Bears	DB	2	36
1986	Webster Slaughter, Cleveland Browns	WR	2	43
1978	David Turner, Cincinnati Bengals	RB	2	45
1954	Norm Nygaard, Los Angeles Rams	B	4	46
2013	Gavin Escobar, Dallas Cowboys	TE	2	47
1982	Matt Kofler, Buffalo Bills	QB	2	48
1967	Bob Howard, San Diego Chargers	DB	2	48
1982	Vernon Dean, Washington Redskins	DB	2	49
1972	Tom Reynolds, New England Patriots	WR	2	49
1952	Volney Quinlan, Los Angeles Rams	B	4	49
2002	Chester Pitts, Houston Texans	G	2	50
1971	Henry Allison, Philadelphia Eagles	G	2	50
1992	Patrick Rowe, Cleveland Browns	WR	2	52
1997	Will Blackwell, Pittsburgh Steelers	WR	2	53
1978	Ron Smith, Los Angeles Rams	WR	2	53
1983	Clinton Sampson, Denver Broncos	WR	3	60
1987	Robert Awalt, St. Louis Cardinals	TE	3	62
1985	James Johnson, Detroit Lions	LB	3	62
2005	Matt McCoy, Philadelphia Eagles	OLB	2	63
2012	Ronnie Hillman, Denver Broncos	RB	3	67
2013	Leon McFadden, Cleveland Browns	DB	3	68
1974	Claudie Minor, Denver Broncos	T	3	68
1985	Rich Moran, Green Bay Packers	G	3	71
1976	Duke Ferguson, Dallas Cowboys	WR	3	73
1978	Whip Walton, Minnesota Vikings	LB	3	75
1969	Lloyd Edwards, Oakland Raiders	TE	3	75
1965	Gary Garrison, Philadelphia Eagles	WR	6	77
2005	Kirk Morrison, Oakland Raiders	ILB	3	78
1984	Sean McNanie, Buffalo Bills	DE	3	79
1983	Todd Seabaugh, Pittsburgh Steelers	LB	3	79
2011	Vincent Brown, San Diego Chargers	WR	3	82
1972	Martin Imhof, St. Louis Cardinals	DT	4	84
1991	Pio Sagapolutele, Cleveland Browns	DT	4	85
1983	Phil Smith, Baltimore Colts	WR	4	85
1973	Bill Ferguson, New York Jets	LB	4	90
1972	Robert West, Dallas Cowboys	WR	4	90
2008	Kevin O'Connell, New England Patriots	QB	3	94
2006	Freddy Keiaho, Indianapolis Colts	ILB	3	94
1998	Az Hakim, St. Louis Rams	WR	4	96
1986	Dan Knight, Green Bay Packers	T	4	98



SEVEN STRAIGHT BOWL GAME APPEARANCES ▶ 21 CONFERENCE CHAMPIONSHIPS

Year	Name, Team	Pos.	Rd.	OP
1952	Volney Quinlan, Los Angeles Rams	B	4	49
	Art Preston, Los Angeles Rams	B	21	253
1953	Hugh Latham, San Francisco 49ers	T	17	201
	Paul Held, Detroit Lions	B	19	229
1954	Norm Nygaard, Los Angeles Rams	B	4	46
1955	Bob Newton, San Francisco 49ers	G	17	202
1963	Neal Petties, Baltimore Colts	E	14	187
	Kern Carson, Baltimore Colts	B	17	229
1964	John Farris, Los Angeles Rams	T	11	147
	John Butler, Baltimore Colts	RB	20	274
1965	Gary Garrison, Philadelphia Eagles	WR	6	77
	Jim Allison, San Diego Chargers	FB	12	94
	John Godden, San Diego Chargers	LB	16	126
	Leon Standridge, San Francisco 49ers	E	18	240
1966	Jeff Staggs, San Diego Chargers	LB	3	26
	Ray Schmutz, Oakland Raiders	LB	8	na
	Cliff Kinney, Oakland Raiders	LB	9	80
	Ralph Wenzel, Green Bay Packers	G	11	168
	Larry Martin, Minnesota Vikings	T	13	195
	Houston Ridge, San Diego Chargers	DE	13	117
1967	Don Horn, Green Bay Packers	QB	1	25
	Leo Carroll, Atlanta Falcons	DE	2	31
	Don Shy, Pittsburgh Steelers	RB	2	35
	Bob Jones, Chicago Bears	DB	2	36
	Bob Howard, San Diego Chargers	DB	2	48
	Nate Johns, San Diego Chargers	WR	6	147
	John Williams, Philadelphia Eagles	DB	7	174
	Craig Scoggins, San Diego Chargers	WR	15	381
	1968	Haven Moses, Buffalo Bills	WR	1
Steve Duich, Green Bay Packers		T	5	121
John Beck, New Orleans Saints		DB	12	303
Ted Washington, Cincinnati Bengals		RB	13	354
1969	Fred Dryer, New York Giants	DE	1	13
	Lloyd Edwards, Oakland Raiders	TE	3	75
	Tom Nettles, Kansas City Chiefs	WR	7	179
	Doug Fisher, Pittsburgh Steelers	LB	12	290
1970	Dennis Shaw, Buffalo Bills	QB	2	30
	Billie Hayes, Cincinnati Bengals	DB	4	104
	Lon Woodard, New Orleans Saints	DE	7	166
	Bill Pierson, New York Jets	C	12	306
1971	Ken Burrow, Atlanta Falcons	WR	2	33
	Henry Allison, Philadelphia Eagles	G	2	50
	Tom Shellabarger, Philadelphia Eagles	T	5	108
	Tom Hayes, Atlanta Falcons	DB	6	137
	Leon Van Gorkum, San Diego Chargers	DE	8	195
	Lindsey James, Atlanta Falcons	RB	16	397
1972	Willie Buchanon, Green Bay Packers	DB	1	7
	Tom Reynolds, New England Patriots	WR	2	49
	Martin Imhof, St. Louis Cardinals	DT	4	84
	Robert West, Dallas Cowboys	WR	4	90
	Bruce Ward, San Diego Chargers	G	6	141
	Brian Sipe, Cleveland Browns	QB	13	330
	Marv Owens, Minnesota Vikings	RB	14	361
	1973	Isaac Curtis, Cincinnati Bengals	WR	1
Bill Ferguson, New York Jets		LB	4	90
Jim Peterson, Los Angeles Rams		DE	6	133
Joe Lavender, Philadelphia Eagles		DB	12	288
1974	Claudie Minor, Denver Broncos	T	3	68
	Jesse Freitas, San Diego Chargers	QB	6	133

Year	Name, Team	Pos.	Rd.	OP
1975	Monte Jackson, Los Angeles Rams	DB	2	28
1976	Duke Ferguson, Dallas Cowboys	WR	3	73
	Craig Penrose, Denver Broncos	QB	4	107
	Greg Boyd, New England Patriots	DE	6	170
	Mike Gilbert, Philadelphia Eagles	DT	11	300
	Mel Jacobs, Detroit Lions	WR	13	363
Reggie Lewis, San Francisco 49ers	DE	16	443	
1977	Bill Helms, New York Giants	TE	11	284
1978	David Turner, Cincinnati Bengals	RB	2	45
	Ron Smith, Los Angeles Rams	WR	2	53
	Whip Walton, Minnesota Vikings	LB	3	75
	Mike Douglass, Green Bay Packers	LB	5	116
	Terry Jackson, New York Giants	DB	5	120
	Dennis Pearson, Atlanta Falcons	WR	5	125
1979	Don Warren, Washington Redskins	TE	4	103
	Henry Williams, Oakland Raiders	DB	6	156
	Kent Perkov, Cleveland Browns	DE	8	204
1980	Terrell Ward, Philadelphia Eagles	DB	7	188
	Kevin Fidel, Cleveland Browns	C	10	263
1981	Reuben Henderson, Chicago Bears	DB	6	150
	Jim Wilks, New Orleans Saints	DT	12	305
1982	Matt Kofler, Buffalo Bills	QB	2	48
	Vernon Dean, Washington Redskins	DB	2	49
1983	Clinton Sampson, Denver Broncos	WR	3	60
	Todd Seabaugh, Pittsburgh Steelers	LB	3	79
	Phil Smith, Baltimore Colts	WR	4	85
	Doug Reed, Los Angeles Rams	DT	4	111
	Darius Durham, Tampa Bay Buccaneers	WR	10	270
1984	Sean McNanie, Buffalo Bills	DE	3	79
	Mike Saxon, Detroit Lions	P	11	300
1985	Tory Nixon, Washington Redskins	DB	2	33
	James Johnson, Detroit Lions	LB	3	62
	Rich Moran, Green Bay Packers	G	3	71
Mike Waters, New York Jets	RB	9	235	
1986	Webster Slaughter, Cleveland Browns	WR	2	43
	Dan Knight, Green Bay Packers	T	4	98
	Vince Warren, New York Giants	WR	5	130
1987	Robert Awalt, St. Louis Cardinals	TE	3	62
1988	Harold Hicks, Washington Redskins	DB	7	193
	Clarence Nunn, New Orleans Saints	DB	9	246
	Todd Santos, New Orleans Saints	QB	10	274
	Wayne Ross, Washington Redskins	P	12	315
	Dave DesRochers, Seattle Seahawks	T	12	326
1989	Alfred Jackson, Los Angeles Rams	DB	5	135
1990	Roman Fortin, Detroit Lions	C	8	203
	Robert Claiborne, Detroit Lions	WR	12	313
1991	Dan McGwire, Seattle Seahawks	QB	1	16
	Pio Sagapolutele, Cleveland Browns	DT	4	85
	Nick Subis, Denver Broncos	C	6	142
1992	Patrick Rowe, Cleveland Browns	WR	2	52
	Ray Rowe, Washington Redskins	TE	6	168
	Jim Jennings, Kansas City Chiefs	G	8	213
1994	Marshall Faulk, Indianapolis Colts	RB	1	2
	Darnay Scott, Cincinnati Bengals	WR	2	30
	Ramondo Stallings, Cincinnati Bengals	DE	7	195

Year	Name, Team	Pos.	Rd.	OP
1995	Jamal Duff, New York Giants	DE	6	204
1996	La'Roi Glover, Oakland Raiders	DT	5	166
	DeAndre Maxwell, Washington Redskins	WR	7	250
1997	Will Blackwell, Pittsburgh Steelers	WR	2	53
	Nathaniel Jacquet, Indianapolis Colts	WR	5	150
	George Jones, Pittsburgh Steelers	RB	5	154
Ricky Parker, Chicago Bears	DB	6	201	
1998	Kyle Turley, New Orleans Saints	T	1	7
	Az Hakim, St. Louis Rams	WR	4	96
	Ephraim Salaam, Atlanta Falcons	T	7	199
2000	Kabeer Gbaja-Biamila, Green Bay Packers	OLB	5	149
	Andrew Kline, St. Louis Rams	G	7	220
	Mike Malano, Minnesota Vikings	C	7	240
2002	Chester Pitts, Houston Texans	G	2	50
	Larry Ned, Oakland Raiders	RB	6	197
	Mike Houghton, Green Bay Packers	T	6	200
2003	J.R. Tolver, Miami Dolphins	WR	5	169
	Jeff Shoate, Denver Broncos	CB	5	152
2005	Matt McCoy, Philadelphia Eagles	OLB	2	63
	Kirk Morrison, Oakland Raiders	ILB	3	78
	Marviel Underwood, Green Bay Packers	FS	4	115
2006	Freddy Keiaho, Indianapolis Colts	ILB	3	94
	Jeff Webb, Kansas City Chiefs	WR	6	190
2008	Kevin O'Connell, New England Patriots	QB	3	94
	Tyler Schmitt, Seattle Seahawks	LS	6	189
	Brett Swain, Green Bay Packers	WR	7	217
Chaz Schilens, Oakland Raiders	WR	7	226	
2009	Lance Louis, Chicago Bears	G	7	246
	Vincent Brown, San Diego Chargers	WR	3	82
DeMarco Sampson, Arizona Cardinals	WR	7	249	
2012	Ronnie Hillman, Denver Broncos	RB	3	67
	Miles Burris, Oakland Raiders	LB	4	129
	Ryan Lindley, Arizona Cardinals	QB	6	185
	Jerome Long, Kansas City Chiefs	DL	7	218
2013	Gavin Escobar, Dallas Cowboys	TE	2	47
	Leon McFadden, Cleveland Browns	DB	3	68
	Brice Butler, Oakland Raiders	WR	7	209
2014	Nat Berhe, New York Giants	SS	5	152
	Eric Pinkins, Seattle Seahawks	FS	6	208
2015	Terry Poole, Seattle Seahawks	T	4	130
	Nico Siragusa, Baltimore Ravens	G	4	122
Donnel Pumphrey, Philadelphia Eagles	RB	4	132	
Damontae Kazee, Atlanta Falcons	DB	5	149	



Aztecs in the NFL



SEVEN STRAIGHT BOWL GAME APPEARANCES ▶ 21 CONFERENCE CHAMPIONSHIPS

† - indicates won Super Bowl. ♦ - indicates Pro Bowl selection. Bold indicates player was on NFL roster during the 2016 season.

A		
Allen, Russell (LB)	Jacksonville	2009-13
Allison, Henry (OL)	Philadelphia	1971-72
	St. Louis	1975-77
	Denver	1977
Allison, Jim (RB)	San Diego	1965-68
Applewhite, Antwan (DE)	San Diego	2007-10
	Carolina	2011-12
Ariey, Mike (OL)	Green Bay	1989
Aronson, Doug (OL)	Cincinnati	1987-88
Awalt, Rob (TE)	St. Louis/Phoenix	1987-89
	Dallas	1990-91
	Denver	1992
	Buffalo	1993
Ayanbadejo, Obafemi (TE/FB/RB) †	Minnesota	1998-99
	Baltimore	2000-01
	Miami	2003
	Arizona	2004-06

B		
Berhe, Nat (S)	N.Y. Giants	2014-16
Blackwell, Will (WR/KR)	Pittsburgh	1997-2001
Bledsoe, Curtis (RB)	Kansas City	1981-82
Boyd, Greg (DE) †	New England	1977-78
	Denver	1980-82
	L.A. Raiders	1984
	San Francisco	1984
Brewer, Aaron (LS) †	Denver	2012-15
	Arizona	2016
Brown, Richard (LB)	L.A. Rams	1987, 89
	San Diego	1990
	Cleveland	1991-92
	Minnesota	1994-96
Brown, Vincent (WR)	San Diego	2011-13
	Oakland	2014
	San Diego	2015
Buchanan, Willie (DB) ♦♦♦	Green Bay	1972-78
	San Diego	1979-82
Burris, Miles (LB)	Oakland	2012-14
Burrow, Ken (WR)	Atlanta	1971-75
Butler, Brice (WR)	Oakland	2013-15
	Dallas	2015-16

C		
Carroll, Leo (DE)	Green Bay	1968
	Washington	1969-70
Carson, Kern (RB)	New York Jets	1965
	San Diego	1965
Claiborne, Robert (WR)	San Diego	1992
	Tampa Bay	1993
Croudip, David (DB, CB)	L.A. Rams	1984
	San Diego	1985
	Atlanta	1985, 86-88
Curtis, Isaac (WR) ♦♦♦♦	Cincinnati	1973-84

D		
Dahms, Tom (OL)	L.A. Rams	1951-54
	Green Bay	1955
	Chi. Cardinals	1956
	San Francisco	1957
Dean, Vernon (CB) †	Washington	1982-87
	Seattle	1988

Demps, Will (FS)	Baltimore	2002-05
	N.Y. Giants	2006
	Houston	2007-08
Denson, Keith (WR/KR)	N.Y. Jets	1976
Dobbins, Herb (OL)	Philadelphia	1974
Dombrowski, Brandyn (OL)	San Diego	2009-12
Donckers, Bill (QB)	St. Louis	1976-77
Douglass, Mike (LB)	Green Bay	1978-85
	San Diego	1986
Dryer, Fred (DE) ♦	N.Y. Giants	1969-71
	L.A. Rams	1972-81
DuBois, Phil (TE)	Washington	1979-80
Duff, Jamal (DE)	N.Y. Giants	1995
	Washington	1997-98
Duich, Steve (OL)	Atlanta	1968
	Washington	1969

E		
Edwards, Herman (CB)	Philadelphia	1977-85
	Atlanta	1986
	L.A. Rams	1986
Edwards, Lloyd (RB)	Oakland	1969
Escobar, Gavin (TE)	Dallas	2013-16

F		
Farris, John (OL)	San Diego	1965-66
Farwell, Heath (LB) †♦	Minnesota	2005-10
	Seattle	2011-14
Faryniarz, Brett (LB/DE)	L.A. Rams	1988-91
	San Francisco	1993
	Houston	1994
	Carolina	1995
Faulk, Marshall (RB) †♦♦♦♦♦♦	Indianapolis	1994-98
	St. Louis	1999-2005
Ferguson, Duke (WR)	Seattle	1977-79
	Buffalo	1980
Ferguson, Bill (LB)	N.Y. Jets	1973-74
Fisher, Doug (LB)	Pittsburgh	1969-70
Fortin, Roman (OL)	Detroit	1991
	Atlanta	1992-97
	San Diego	1998-2000
Freitas, Jesse (QB)	San Diego	1974-75

G		
Garrison, Gary (WR) ♦♦♦♦	San Diego	1966-76
	Houston	1977
Gbaja-Biamila, Akbar (LB)	Oakland	2003-04
	San Diego	2006
	Miami	2007
Gbaja-Biamila, Kabeer (DE) ♦	Green Bay	2000-08
Glover, La'Roi (DL) ♦♦♦♦♦	Oakland	1996
	New Orleans	1997-2001
	Dallas	2002-2005
	St. Louis	2006-08
Greene, Darrell (OL)	Philadelphia	2016
Griffith, Robert (SS/FS/DB) ♦	Minnesota	1994-2001
	Cleveland	2002-04
	Arizona	2005-06

H		
Hakim, Az (WR) †	St. Louis	1998-01
	Detroit	2002-04, 06
	New Orleans	2005
Hamilton, Lynell (RB) †	New Orleans	2008-09
Hayes, Billie (DB)	New Orleans	1972
Hayes, Tom (DB)	Atlanta	1971-75
	San Diego	1976

Held, Paul (QB/K)	Pittsburgh	1954
	Green Bay	1955
Henderson, Reuben (CB/DB)	Chicago	1981-82
	San Diego	1983-84
Hillman, Ronnie (RB) †	Denver	2012-15
	San Diego	2016
	Minnesota	2016
Horn, Don (QB) †	Green Bay	1967-70
	Denver	1971-72
	Cleveland	1973
	San Diego	1974
Houghton, Mike (OL)	Buffalo	2002
Howard, Bob (CB)	San Diego	1967-74
	New England	1975-77
	Philadelphia	1978-79

I		
Imhof, Martin (DE/DT)	St. Louis	1972
	Washington	1974
	New England	1975
	Denver	1976
Ingram, Johnathan (OL)	Kansas City	2005

J		
Jackson, Alfred (DB)	L.A. Rams	1989-90
	Cleveland	1991-92
	Minnesota	1995-96
Jackson, Monte (DB) †	L.A. Rams	1975-77
	Oakland/L.A.	1978-82
	L.A. Rams	1983
Jackson, Terry (CB/DB)	N.Y. Giants	1978-83
	Seattle	1984-85
Jacquet, Nate (WR/PR/KR)	Indianapolis	1997
	Miami	1998-99
	San Diego	2000
	Minnesota	2000-01
Johnson, James (LB)	Detroit	1986
	San Diego	1987
	San Francisco	1987
Jones, Bob (DB/WR)	Chicago	1967-68
Jones, George (RB)	Pittsburgh	1997
	Jacksonville	1998
	Cleveland	1999

K		
Keiaho, Freddy (LB) †	Indianapolis	2006-09
Kirk, Randy (LB)	San Diego	1987-88, 91
	Phoenix	1989
	Cleveland	1991
	Cincinnati	1992-93
	Arizona	1994-95
	San Francisco	1996-99
Kofler, Matt (QB)	Buffalo	1982-84
	Indianapolis	1985
Kracalik, Mike (OL)	Baltimore	2006-08

L		
Laughton, Jim (TE)	Seattle	1986
Lavender, Joe (DB) †♦♦	Philadelphia	1973-75
	Washington	1976-82
Lewis, Derrick (WR)	New Orleans	2002-03
	Houston	2006
Lewis, Jonas (RB)	San Francisco	2000-01
Lewis, Reggie (DE)	New Orleans	1982-84

Aztecs in the NFL



SEVEN STRAIGHT BOWL GAME APPEARANCES ► 21 CONFERENCE CHAMPIONSHIPS

Lindley, Ryan (QB)	Arizona	2012-13
	San Diego	2014
	Arizona	2014
	Indianapolis	2015
Long, Jerome (DT)	Kansas City	2012
	Jacksonville	2012
	Dallas	2013
Louis, Lance (OL)	Chicago	2010-2012

M

Martin, Larry (DL) †	San Diego	1966
Martin, Saladin (DB)	N.Y. Jets	1980
	San Francisco	1981
McCoy, Lloyd (OL)	San Diego	1964
McCoy, Matt (LB)	Philadelphia	2005-07
	New Orleans	2007
	Tampa Bay	2008-09
	Seattle	2010-11
McDonald, Dwight (WR)	San Diego	1975-78
McFadden, Leon (CB)	Cleveland	2013
	N.Y. Jets	2014
	San Francisco	2014
	N.Y. Giants	2015
	Dallas	2016
McGwire, Dan (QB)	Seattle	1991-94
	Miami	1995
McNanie, Sean (DE)	Buffalo	1984-87
	Phoenix	1988
	Indianapolis	1990
Mendenhall, Terry (LB)	Oakland	1971-72
Mendez, Mario (WR)	San Diego	1964
Milks, John (LB)	San Diego	1966
Minor, Claudie (OL)	Denver	1974-82
Moran, Rich (OL)	Green Bay	1985-93
Morrison, Kirk (LB)	Oakland	2005-09
	Jacksonville	2010
	Buffalo	2011-12
Moses, Haven (WR) ♦♦	Buffalo	1968-72
	Denver	1972-81

N

Ned, Larry (RB)	Minnesota	2003-04
Nixon, Tory (DB) †	San Francisco	1985-88

O

O'Connell, Kevin (QB)	New England	2008
	N.Y. Jets	2011
Ogas, Dave (LB)	Oakland	1968
	Buffalo	1969
Oliver, Clancy (DB)	Pittsburgh	1969-70
	STL Cardinals	1973
Osgood, Kassim (WR) ♦♦♦	San Diego	2003-09
	Jacksonville	2010-11
	Detroit	2012
	San Francisco	2013-14
Owens, Marv (WR)	STL Cardinals	1973
	N.Y. Jets	1974

P

Parker, Ricky (DB)	Jacksonville	1997
Penrose, Craig (QB)	Denver	1976-79
Pearson, Dennis (WR/KR)	Atlanta	1978-79
Peterson, Jim (LB)	L.A. Rams	1974-75
	Tampa Bay	1976
Petties, Neal (WR)	Balt. Colts	1964-66
Pieri, Damon (DB)	N.Y. Jets	1993
	Carolina	1996-97

Pinkins, Eric (DB)	Seattle	2014-15
	N.Y. Giants	2016
Pitts, Chester (OL)	Houston	2002-09
	Seattle	2010
Poole, Terry (OL)	Seattle	2015-16
	Miami	2016

Q

Quinlan, Volney (Skeets) (WR) ♦	L.A. Rams	1952-56
	Cleveland	1956

R

Raye, Jimmy (WR/KR)	L.A. Rams	1991
Reed, Doug (DT)	L.A. Rams	1984-90
Reynolds, Tom (WR)	New England	1972
	Chicago	1973
Ricardo, Benny (K)	Buffalo	1976
	Detroit	1976, 78-79
	New Orleans	1980-81
	Minnesota	1983
	San Diego	1984
Ridge, Houston (DE/DT)	San Diego	1966-69
Robinson, Will (OT)	Seattle	2008, 2010
	Washington	2009
	New Orleans	2011
	Jacksonville	2011
	New Orleans	2012
Rowe, Patrick (WR)	Cleveland	1993
Rowe, Ray (TE)	Washington	1992-93
Russell, Brian (DB)	Minnesota	2002-04
	Cleveland	2005-06
	Seattle	2007-08
	Jacksonville	2009
	Houston	2009

S

Sagapolutele, Pio (DT/DE)	Cleveland	1991-95
	New England	1996
	New Orleans	1997
Salaam, Ephraim (OT)	Atlanta	1998-2001
	Denver	2002-2003
	Jacksonville	2004-05
	Houston	2006-08
	Detroit	2009
	Houston	2010
Sampson, Clint (WR)	Denver	1983-86
Sampson, DeMarco (WR)	Arizona	2011
Saxon, Mike (P) †	Dallas	1985-92
	New England	1993
	Minnesota	1994-95
Schilens, Chaz (WR)	Oakland	2008-11
	N.Y. Jets	2012
Schmautz, Ray (LB)	Oakland	1966
Schmitt, Tyler (LS)	Seattle	2008
Scott, Damay (WR)	Cincinnati	1994-99, 01
	Dallas	2002
Seabaugh, Todd (LB)	Pittsburgh	1984
Shaw, Dennis (QB)	Buffalo	1970-73
	St. Louis	1974-75
Shoate, Jeff (DB)	Denver	2004, 07
Shy, Don (RB)	Pittsburgh	1967-68
	New Orleans	1969
	Chicago	1970-72
	STL Cardinals	1973
Sipe, Brian (QB) ♦	Cleveland	1974-83
Slater, Pearce (OL)	Carolina	2016

Slaughter, Webster (WR)	Cleveland	1986-91
	Houston	1992-94
	Kansas City	1995
	N.Y. Jets	1996
	San Diego	1998
Smith, Phil (WR)	Balt./Ind. Colts	1983-84
	Philadelphia	1986
	L.A. Rams	1987
Smith, Ron (WR)	L.A. Rams	1978-79
	San Diego	1980-81
	Philadelphia	1981-83
Spears, Ron (DE)	New England	1982-83
	Green Bay	1983
Staggs, Jeff (LB)	San Diego	1966-71, 74
	St. Louis	1972-73
Stallings, Ramondo (DL)	Cincinnati	1994-97
Subis, Nick (OL)	Denver	1991
Swain, Brett (WR) †	Green Bay	2009-10
	San Francisco	2011

T

Tuipala, Joe (LB)	Jacksonville	2001-02
Turley, Kyle (OL) ♦	New Orleans	1998-2002
	St. Louis	2003
	Kansas City	2006-07
Turner, David (Deacon) (RB/KR)	Cincinnati	1978-80

U

Underwood, Marviel (S)	Green Bay	2005
------------------------	-----------	------

W

Wallace, Roberto (WR)	Miami	2010-11
Walton, Whip (LB)	N.Y. Giants	1980
Warren, Don (TE) †††	Washington	1979-92
Warren, Vince (WR)	N.Y. Giants	1986
Washington, Teddy (RB)	Cincinnati	1968
Watson, Justin (RB) †	STL Rams	1999-2001
Weathers, Carl (LB)	Oakland	1970-71
Webb, Jeff (WR)	Kansas City	2006-08
Wenzel, Ralph (OL)	Pittsburgh	1966-70
	San Diego	1972-73
West, Robert (WR/KR)	Kansas City	1972-73
	San Francisco	1974
Wilks, Jim (DE/DT/NT)	New Orleans	1981-93
Williams, Henry (DB)	Oakland	1979
	San Diego	1983
	L.A. Rams	1983
Wright, Nate (DB)	Atlanta	1969
	St. Louis	1969-70
	Minnesota	1971-80

Y

Young, Antwone (DL/FB)	Minnesota	2000
------------------------	-----------	------

Letterwinners



SEVEN STRAIGHT BOWL GAME APPEARANCES ► 21 CONFERENCE CHAMPIONSHIPS

A
Abrams, Taft - 1966-67
Abdul-Rahim, Aazaar - 1997-98-99
Ackerson, Tyler - 1987-88
Acosta, Javier - 1952-53
Adair, Dick - 1947-48-49
Adams, Marty - 1983
Adler, Murray - 1952
Afoa, Ulima - 1979-80
Agnew, Ryan - 2016
Aiken, Fred (Dennis) - 1955-56
Aken-Moleta, Ikaika - 2008-09
Alesi, Joel - 2012-13-14
Alexander, Mike - 1992-93
Alexander, Jason - 2007
Algra, Bruce - 1973-74
Allen, Percy - 1927-29-30
Allen, Red - 1948
Allen, Rodney - 1999-00-01-02
Allen, Russell - 2005-06-07-08
Allen, Ted - 1922
Allen, Tony - 1979
Allison, Henry - 1969-70
Allison, Jim - 1963-64
Allred, Phil - 1940
Almond, Steve - 1979-80-81
Amano, Frederick - 2006-07
Amaral, Joe - 1973-74
Amaral, Justin - 2005-06
Amend, Ray - 1923
Andersen, Barry - 1968-69
Anderson, Archie - 1928
Anderson, Cal Ray - 1978
Anderson III, Curtis - 2015-16
Anderson, Jack - 1938
Anderson, Jay - 1971-72
Anderson, Marv - 1985-86
Anderson, Mike - 1982-83
Andrews, Marcus - 2010-11-12-13
Andrews, Marlon - 1989-90
Andrews, Rob - 2009-10-11-12
Ange, Jim - 1998-99
Applegarth, Bill Dean - 1958
Applewhite, Antwan - 2004-05-06
Arey, Dennis - 1988-89-90
Arguello, Tim - 1979
Ariey, Mike - 1983-84-85-86
Armstrong, Gerard - 2005-06-07-08
Arnett, Kendall - 1932
Arnold, Amon - 1999-00-01-02
Aronson, Art - 1986
Aronson, Doug - 1983-84-85-86
Arosemena, Eder - 2006
Arriaran, Jim - 1981
Asbury, Jason - 1997-98-99-00
Ash, Rick - 1972-73
Ashley, Richard - 1997
Ashley, William - 1950
Atteberry, Jeff - 1970
Auerbach, Scott - 1996-97-98
Ault, Don - 1927-28-29
Austin, Rick - 1998
Autele, J.J. - 2009-10-11
Avetisyan, Avo - 1994-95
Avey, Howard - 1927
Avey, Paul - 1927-29-30
Avii, Tuffy - 1971-72
Awalt, Robert - 1985-86
Ayala, Simon - 2008
Ayanbadejo, Obafemi - 1995-96

B
Babiash, Derek - 2015-16
Bachmann, Tony - 1972-73-74
Baecht, Herman - 1937
Bailes, Jonathan - 2003-04-05-06
Bailey, Bill - 1931-32-33
Bailey George - 1938

Baker, Donny - 2003-04-05-06
Baker, Jeff - 1970
Baldwin, Damon - 1986-87-88-89
Baldwin, Parker - 2015-16
Balistreri, Pete - 1998
Ball, Orville - 1945
Ball, Robert - 1958
Barbier, Matt - 2005
Bardot, Don - 1947
Barksdale, Demetrius - 2009-10-11
Barlow, Harold - 1986
Barman, Barnard - 1934
Barnes, David - 1924-25-26
Barnes, Sam - 1979-80
Baron II, John - 2016
Barrick, Scott - 1988
Barrett, Alex - 2013-14-15-16
Barteis, Joe - 1976-77
Bass, Ray - 2006-07
Bates, Aubra - 1933-34
Bates, Fred - 1948-49-50
Bates, Hugh - 1955
Bawden, Nick - 2014, 2016
Bean, David - 1958
Beautrow, Jim - 1981-82
Beck, John - 1966-67
Bejarano, Brandon - 1991-92-93-94
Beckman, Bob - 1941
Beed, Everett - 2012-13
Belcher, Kirk - 1985
Belenzon, Art - 1953
Bell, Demetrius - 1986
Bell, Tony - 2012
Bell, Kipperr - 1979-80
Belmont, Allen - 1928-29
Bender, Jeff - 1973
Bender, Roger - 1979-80-82-83
Benjamin, Harry - 1968
Benson, Harry - 1971-72
Benton, Binky - 1976-77
Benton, John - 1940
Berg, Brian - 1999-00
Berger, Larry - 1945, 47
Bergeron, Lonny - 1996
Bergland, John - 1933-34
Berhe, Nat - 2010-11-12-13
Bernard, Kenny - 1987
Bernards, Jake - 2013
Bienhoff, Wayne - 1964-65
Bill, Jason - 1989-90
Bird, Ruben - 1934
Bishop, Henry Jr. - 1961-62
Bixler, Randy - 1971-72
Bixler, Steve - 1972-73
Black, Paul - 1978
Blackwell, Burt - 1973-74
Blackwell, Will - 1994-95-96
Blade, Scott - 1993-94
Blain, Tanner - 2015-16
Blaisdell, Art - 1973-74
Blake, Roger - 1994-95
Blanchard, Bob - 1973
Blanchard, Brett - 1983-84-85-86
Blanton, Billy - 1994-95-96
Blaylock, Lance - 1992
Blaylock, Reggie - 1986-87
Blecha, James - 1966-67
Bledsoe, Curtis - 1978
Bletchen, Jim - 1935
Blyth, Steve - 1988-89
Boaz, Jack - 1937
Boehmke, Russell - 1960-61
Boesch, Aaron - 2013
Bogard, Stan - 1999
Boles, James - 1946-47
Bonatus, Donald - 1952-53
Bonatus, Kenneth - 1945
Bond, Lawrence - 1926
Bond, Ross - 1921

Booker, Tommy - 1987-88-90
Bordier, Bud - 1948
Bornes, Brandon - 2004-05-06-07
Bosse, Brendon - 1963
Boudreaux, Corey - 2007-08
Boyd, Dave - 1971
Boyd, Greg - 1974-75
Boyer, Rick - 1980-81
Boyer, Tim - 1972-73
Bradley, Scott - 1976-77
Brandow, Paul - 1975-76
Brannon, Lee - 1987-88
Branstetter, Gary - 1963
Brassey, Dale - 1946
Breitbard, Bob - 1938-39-40
Brewer, Aaron - 2008-09-10-11
Brigham, Andrew - 2000-01
Brinkley, Steve - 1968-69
Brinton, Spencer - 1997
Bristow, Gib - 1941-42
Brohn, Herb - 1980-82-83-84
Bronson, Joel - 1984
Brooks, Mitch - 1984
Broome, Michael - 1987-88
Brossard, Dan - 1971
Brown, Casey - 1982-83-84-85
Brown, Darrell - 1980-82-83-84
Brown, Davon - 2007-08-09-10
Brown, George - 1968-69-70
Brown, George - 1947
Brown, Harold - 1946
Brown, Lloyd - 1924
Brown, Marv - 1975
Brown, Mike - 1953-54
Brown, Ollie - 1973-74-75-76
Brown, Richard - 1983-84-85-86
Brown, Robert - 1938-39-40
Brown, Robert - 1931-32-33
Brown, Vincent - 2007-08-09-10
Brunskill, Daniel - 2013-14-15-16
Bryant, Jess - 1946-47-48
Bryant, Walter - 1921
Buchanon, Willie - 1970-71
Buckin, Al - 1936
Bullington, Steve - 1982-83
Bunkley, Mike - 1977
Burnett, Tim - 1968-69
Burns, Linden - 1934
Burns, Mike - 1992-93
Burris, Miles - 2008-09-10-11
Burrow, Ken - 1969-70
Burson, Gene - 1966-67
Burton, Brad - 1986-87-88-89
Burton, Kevin - 1998-99
Burton, Mitch - 1986-87-88-89
Busbee, Stuart - 1984-85
Bussey, Luke - 2015
Bush, Alvin - 1981-82
Butcher, Warren - 1942
Butler, Brice - 2012
Butler, John - 1962-63-64
Butler, John - 1933-34-35
Butler, Jomar - 1998-2000-01
Butler, William - 1945
Butts, Curtis - 1989-90-91
Buzbee, Tim - 1972-73
Byrns, Kenneth - 1938

C
Cabrera, Israel - 2016
Calhoun, Lawrence - 1991
Caliste, Hubert - 2001-02-03-04
Callahan, Matt - 2004-05
Callan, Murry - 1948-49
Callies, Gil - 1934
Cameron, Milton - 1927
Campano, Kevin - 2014
Campbell, Tyler - 2006-07-08
Canizales, Albert - 1956-57

Cannon, Don - 1947
Cano, Octavio - 1957-58-59
Carmada, Vincent - 2009
Carman, Bernard - 1933-35
Caron, Bobby - 1978
Carr, Fletcher - 1930-32
Carr, Jack - 1941
Carr, Larry - 1928
Carr, Leslie - 1940
Carroll, Leo - 1965-66
Carsey, Mike - 1967-68
Carson, Kern - 1961-62-63
Carter, Eugene - 1968-69
Carter, Scott - 1978-80
Carter, Thomas - 1982-83
Carver, Leon - 1941
Carusa, Rick - 1979-80
Cassady, Pat - 1972-73
Cassidy, Lloyd - 1946-47-48-49
Cassidy, Troy - 2016
Castellanos, Rudy - 1976-77
Catsimehas, John - 1945
Chacon, Larry - 1980
Chaffin, Randy - 1960-61-62
Chambers, Wendell - 1966
Chambliss, Phil - 1977-78
Champion, George - 1921
Chandler, Garland - 1972-73
Chandler, Jim - 1974-75
Chapman, Robby - 1981
Chance, Cameron - 1996-97
Chapman, Christian - 2015-16
Chase, Byron - 1949-50
Chavez, Bill - 1969
Childs, Leandrew - 1996
Chlumak, Martin - 1998-99
Cholewa, Tom - 1959
Chornomod, Dwight - 1994-95
Chumich, Lew - 1977
Churchman, Al - 1933-34-35
Claiborne, Robert - 1987, 1989
Clancy, Mike - 1976-77
Clark, Anthony - 1964
Clark, Avery - 1972-73
Clark, Larry - 2013-14
Clark, Mervyn - 1930-31-32
Clark, Roger - 1963
Clarke, Zach - 2007-08
Clay, Jeff - 2016
Clayton, John - 1996
Clement, Terry - 1976-77
Clemmer, Curt - 1941-42
Clearbrook, Harold - 1924
Cleary, Mac - 1998-99-00
Cline, Theron - 1929
Clyde, Dick - 1973-74
Cochran, Kenneth - 1958
Cole, David - 1991
Coleman, David - 1979
Coleman, George - 1946-47-48
Coleman, Mark - 1981
Collett, Randy - 1975
Collins, Curt - 1992-93-94
Collins, Frederick - 2002
Collins, Mike - 1962-63-64
Collins, Trent - 1982-83
Colongi, John - 1971
Conard, Kevin - 1987
Conerly, Kyle - 2001-02-03-04
Conklin, Bob - 1949-50-51
Connell, George - 1931
Conner, Don - 1945
Conyers, Anthony - 1986
Cooks, Eldridge - 1961-62-63
Coomes, Todd - 1988-89
Cooper, David - 1987-88-89-90
Coover, Charles - 1945
Copeland, Casey - 1987-88
Copeland, Don - 1997-98

Letterwinners



SEVEN STRAIGHT BOWL GAME APPEARANCES ► 21 CONFERENCE CHAMPIONSHIPS

Copp, Roy - 1969-70
Corbett, Garrett - 2011
Corral, Ed - 1979-80
Corrin, Merle - 1932-33-34
Costello, John - 1968
Cota, Alex - 1974-75
Cotton, Bill - 1958
Coviello, Andy - 1990-91
Cox, Bobby - 1975
Cox, Gordon - 1929-30-31
Cozens, Bob - 1939-40-41
Cozens, Tom - 1937-38-39
Craft, Kevin - 2006
Craft, Tom - 1975-76
Craig, Thomas - 1945
Craighead, Robert - 2012-13-14-15
Craney, Jay - 1971-72
Crawford, Travis - 2007-08
Crews, Charlie - 1976-77
Crosby, Craig - 1992-93-94-95
Crossley, Jim - 1966-67
Crosthwaite, Gil - 1938-39-40
Croudip, Dave - 1981-82
Cruz, Ben - 1951
Cubley, Walter - 1961-62-63
Cumberlander, Christian - 2015
Cummings, Garry - 1952
Curry, Don - 1947
Curtis, Isaac - 1972
Curtis, Rico - 1996-97-98-99

D

Dahms, John - 1945
Dahms, Tom - 1947-48-49
Dale, Alan - 1981-82
Damon, Andy - 1985-86
Daniels, Charles - 1948-49-50
Daniels, Paul - 1967-68
Darby, Brendan - 2000-01-02-03
Darcey, Mike - 1974-75
Darden, Dave - 1973
Dasovich, Percy - 1934
Dave, Al - 1972
Davenport, Ronnie - 2002
Davis, Bill - 1949-50-51
Davis, Brandon - 2008-09-10-11
Davis, Chris - 1984-85
Davis, Devante - 2014
Davis, Dick - 1941-42
Davis, Joe - 1976-77
Davis, Lance - 1995
Davis, Tedd - 1977-78
Dawson, Jack - 1932
Dawson, Reldon (Bing) - 1964-65
Deakin, Doug - 2009-10
Deal, Walter - 1924-25
Dean, Josh - 2001-02-03-04
Dean, Vernon - 1980-81
Deckert, Tom - 1969, 71
DeFelice, Garth - 1975-76
Delaney, Tim - 1968-69-70
Delvaux, Art - 1963-64
DeMartinis, Tony - 2006-07-08
Demp, Marcus - 2002-03-04-05
Demp, Will - 1999-00-01
Dennis, Jim - 1984-85
Denso, Dylan - 2010-11-12-13
Denson, Keith - 1972-73
Derrick, Jim - 1932-33-34
DesRochers, Dave - 1986-87
Diamond, Frank - 1940
Dias, John - 1950
Dickerson, Don - 1956
Dickie, Shawn - 2000-01-02-03
Diebel, Paul - 1971
Dilley, Elden - 1924-25, 30-31
Dilley, Zach - 2012-13
Dillingham, McKinley - 1967-68
Dillon, Hi - 1921

Dillon, Mike - 1930-32
Dimich, Milan - 1960
Dimmick, Jim - 1974
Dingwell, Adam - 2011-12-13
Dion, Jason - 2003
Dirks, John - 1933-34
Dixon, Daishawn - 2016
Dixon, Vollon - 1975-76
Dlugolecki, Matt - 2003-04-05
Dobbins, Herbie - 1972-73
Dodd, Charlie - 1972
Dodds, Verne - 1952-53-54
Doleman, Tom - 1977
Dombrowski, Brandyn - 2004-05-06-07
Donovan, Terry - 1975-76
Donckers, Bill - 1971-72
Donnell, Al - 1940
Dorsey, Dan - 1996-97
Doston, George - 1924-25
Dotson, Leroy - 1958-59-60
Douglass, Mike - 1976-77
Dowd, Bill - 1984-85
Dowd, Jim - 1947-48-49
Dowhower, Rod - 1963-64
Draheim, Tommie - 2009-10-11
Draper, Paul - 1949
Drayton, Kevin - 1988-89
Driscoll, Paul - 1931-32-33
Driver, Michael - 1993-94
Driver, Jacob - 2010-11-12-13
Dryer, Fred - 1967-68
DuBois, Phil - 1977-78
Duckett, Ed - 1960-61
Duff, Jamal - 1991-92-93-94
Duich, John - 1935-37
Duich, Steve - 1966-67
Duke, Alan - 1964-65
Duke, Dennis - 1969
Duke, Joe - 1957-58-59
Duncan, Eric - 1988-89-90-91
Duncan, Steve - 1977-78
Dunkle, Freddy - 2004-05-06-07
Dunlap, Daryl - 2014
Dunn, Brooke - 1975-76
Dunn, Ryan - 2015-16
Duran, Josh - 2006
Duran, Michael - 1996-97-98-99
Durbin, Derrick - 2003-04
Durham, Darius - 1980-81-82
Durland, Charles - 1934-35

E

Early, John - 1954-55-56
Earley, Lyndon - 1986-87-88
Eaton, Jack - 1982-83-84-85
Echenique, Tom - 1972-73
Eckis, Rollin - 1923-24
Edens, Bennis - 1946-47-48
Edwards, Alfred (Gene) - 1953
Edwards, Freddie - 1992, 94-95-96
Edwards, Herman - 1976
Edwards, Kwincy - 2008-09
Edwards, Lloyd - 1967-68
Edwards, Marcus - 2004-05
Edwards, Ted - 2006
Eilerts, Douglas - 1964-65
Elimimian, Jacob - 2002-03-04
Ellis, Craig - 1980
Ellison, Keith - 2002
Ellwood, Rick - 1975
Elmore, Brad - 1998-99
Emanuel, Vince - 1979-80, 82
Embernate, Nik - 2009-10-11-12
Embrey, Robert - 1948-49-50
England, Max - 1923
Engle, George - 1965-66
Engle, Jerry - 1970-71
Engstrand, Tanner - 2004
Enriquez, Henry - 1961

Epps, Bob - 1979-80
Erkenbeck, James - 1949-50-51
Erwin, Larry - 1955
Escalera, Gabriel - 1965-66
Escobar, Gavin - 2010-11-12
Esene, Levi - 1984, 86
Evans, Dallas - 1956-57
Evans, Demario - 1993
Evans, Don - 1986
Evans, Tyrone - 1995-96-97
Ewert, Burton - 1991, 93-94
Eyherabide, Pascal - 1970-71

F

Fackrell, Rey Dee - 1956-57
Fairbrother, Bill - 1981-82
Fanchin, Al - 1978-79-80
Fantroy, Martrell - 2007, 09
Farias, Philip - 1961-62
Farr, Kellen - 2008, 2010
Farris, John - 1962-63-64
Farwell, Heath - 2002-03-04
Faryniarz, Brett - 1984-85-86-87
Fates, Miles - 1995-96-97
Faulk, Marshall - 1991-92-93
Favreau, Chase - 2014-15-16
Feaster, Andrew - 2011-12
Featherstone, John - 1969-70
Feeney, Kevin - 1975-76
Feer, Wes - 2012-13
Fehoko, Whitley - 2006
Feldt, Don - 1948
Felice, Lee - 1969-70
Felice, Lynn - 1968-69
Fely, Jake - 2011-12-13, 2015
Ferguson, Duke - 1975
Ferguson, Nate - 1973-74
Ferguson, Bill - 1971-72
Fernandez, Lawrence - 1963
Fidel, Kevin - 1977-78
Fifita, Siaoisi - 2005-06-07-08
Filson, Art - 1947-48
Finan, John - 1945
Finch, Chris - 1992-93-94-95
Findley, Larry - 1965-68
Finkel, Bryan - 2009
Finkle, James - 2005
Fish, Don - 1951-52
Fisher, Doug - 1967-68
Fisher, Thane - 1986, 1989
Fitz, Hollis - 1925-26-27
Fitzpatrick, Harold - 1923
Flaherty, Bernard - 1953-54-55
Fletcher, Ed - 1951-52
Fletcher, Raleigh - 2000-01-02
Fletcher, Rocky - 1971-72
Fletcher, Tom - 1991-92-93-94
Flick, Chad - 1996-97
Flisher, Gary - 1969-70
Flisher, Ron - 1965-66
Flores, Arthur - 2015-16
Flores, Emmett - 1987
Fluegge, Donald - 1995
Fodor, Al - 1947
Fogel, Steve - 1979, 81
Foli, Anthony - 2000-01-02-03
Foote, Herbert - 1946
Foran, Williams - 1945
Ford, Bob - 1937, 39
Ford, Garrett - 1990
Ford, Glen - 1975
Forni, Chris - 2011
Fortin, Roman - 1987-88-89
Foster, Dustan - 1980
Foster, Greg - 1981-82
Foster, Lou - 1990-91
Fox, Guy - 1927-28
Fox, John - 1975-76
Fox, Maurice - 1928

Fox, Mike - 1979-80-81-82
Fragile, Jack - 1974-75
Frame, Joe - 1935-36
Francis, Bob - 1976
Francis, Henry - 1922-23
Frane, Jerome - 1981-82
Franklin, Michael - 2002-03-04-05
Franson, Lou - 1971
Freeman, Tom - 1967-68
Freitag, Ralph - 1949-50
Freitas, Jesse - 1972-73
Frew, Dean - 1984
Frisco, Carl - 1940
Fritz, Monte - 1952-53-54-55
Frost, Jack - 1939-40
Fry, Wayne - 1937
Fudge, Bill - 1974-75

G

Gabaldon, Joe - 1960
Galea, Cody - 2011-12-13-14
Galea, Kenny - 2013-14
Galindo, Joe - 1949-50
Galindo, Frank - 1936-37
Galpin, Harry - 1942
Gamble, Donte - 2000-01
Garcia, Rick - 1960
Garner, Barkham - 1924-25-26-27
Garrett, Dwayne - 2012-13
Garretson, Rick - 1975-76-77-78
Garrison, Diallo - 1996
Garrison, Gary - 1964-65
Gaston, Dan - 1983-84
Gatlin, Charles - 1995-96-97
Gaud, Riley - 2011-12
Gavert, Josh - 2011-12-13-14
Gbaja-Biamila, A. - 1999-00-01-02
Gbaja-Biamila, K. - 1996-97-98-99
Geddies, Terry - 1927-28
Geary, Frank - 1973-74
Gearty, Steve - 1976-77-78
Gelt, Brian - 2000-01
George, Donald - 1957-58-59
George, Matt - 1994
Gibbs, Joe - 1961-62-63
Gibbs, Larry - 2010-11
Gilbert, Mike - 1974-75
Gilbreath, Monty - 1986-87-88-89
Gilliland, George - 1939-40
Gillis, Curtis - 1987
Gillson, Steve - 1984
Gilmore, Corey - 1983-84-85-86
Glinger, Rob - 1981-82
Glass, Max - 1936-37
Glaze, George - 1991-92-93
Glaze, Raymond Jr. - 1957-58
Glaze, Sebastian - 1990-91-92-93
Glenn, Donnie - 1977-78
Glenn, Ricky - 1979
Glover, Darcel - 1994-95
Glover, La'Roi - 1992-93-94-95
Godden, John - 1962-63-64
Goebel, Dave - 1980
Goetchius, Randy - 1977-78
Gomez, Alan - 2006
Gomez, Raul - 2000-01-02
Goodchild, Bill - 1940-41
Goodwin, Daryle - 1957
Gordert, Chris - 2011-12
Gordon, Dakota - 2014-15
Gordon, Japheth - 2012-13
Gordon, Lynn - 1962
Gorham, C.S. - 1921
Gorman, David - 2002
Gourdine, Damon - 1997-98-99
Gourdine, Daniel - 2000
Gradinger, Leo - 1979-80
Graff, Rob - 1986-87-88-89
Graham, Marty - 1996-97

Letterwinners



SEVEN STRAIGHT BOWL GAME APPEARANCES ► 21 CONFERENCE CHAMPIONSHIPS

LETTERWINNERS ◀ HISTORY

Grant, Harold - 1931
Graves, Scott - 2012
Gray-Hayward, Adam - 2002-03-04
Green, Justin - 2001
Green, Robert - 1984
Greene, Darrell - 2012-13-14-15
Gregorio, Andy - 2010
Gregorio, Robert - 2011
Gresoro, Max - 1959-60-61
Grider, Buss - 1978
Griffith, Gordon - 1971-72
Griffith, Robert - 1990-91-92
Grigsby, Reggie - 2003-04-05-06
Grimaud, Ronald - 1952
Gross, Morris - 1922-23-24, 26
Guillory, Darius - 2012
Gunther, Kurtis - 2008, 10-11
Gutierrez, Al - 1966
Gutierrez, Tim - 1993-94
Gutowski, Jay - 1953-54-55-56

H

Hageman, Donny - 2014-15
Hailey, Bryan - 1983-84-85-86
Hakim, Az - 1994-95-96-97
Halda, Mark - 1977-79-80
Hall, Adam - 2001-02-03
Hall, Darryl - 1979, 81
Hall, Noble - 2015-16
Halte, Donald - 1961-62-63
Hamilton, Lynell - 2003, 05-06-07
Hammerschmidt, Benn - 1937-38
Hammes, Richard - 1959-60
Hammett, Bill - 1972-73
Hammett, Bill - 1999-00
Hammond, Scott - 1993
Hammons, Jim - 1966
Hanawalt, Jim - 1988-89-90
Hancock, Cliff - 1966-67
Hancock, John - 1921-22-23-24
Hansen, Curtis - 1966-67
Hansen, Harold - 1927-28-29
Hansen, James - 1950
Hansen, Norman - 1959
Hansen, Rick - 1980-81-82
Hanzal, Brian - 1949
Hardaway, Charles - 1989
Hardy, Chris - 1983-84-85-86
Harmon, Buford - 1965-66
Harris, Clarence - 1937
Harris, Fred - 1994
Harris, Herman - 1921
Harris, Merton - 1990-91
Harris, Vaness - 2011-12-13
Harrison, Robbie - 1981
Harvey, Derrick - 1980-82-83
Harvey, Jasper - 2002-03, 05
Harvey, Walt - 1937-38-39
Hastings, Reed - 1936-37
Hatch, Mike - 1996-97
Hathaway, Jones - 1921
Haughn, Dennis - 1972-73
Hawkins, Daryl - 1994-95
Hawley, Dale - 1963-64-65
Hawley, Jack - 1999-00
Hayes, Billie - 1968-69
Hayes, Thomas - 1969-70
Hays, Carl - 1959-60
Haywood, Jerome - 1998-99-00-01
Hazel, Willard - 1953
Hazel, Jemond - 2012, 2014-15
Heather, George - 1999-00
Heaton, Leo - 1946, 48
Heggins, James - 1996-97
Heiborn, Arthur - 1921
Heinz, Joe - 1990-91-92
Held, Paul - 1951-52-53
Held, Spencer - 1921-22
Helms, Bill - 1975-76

Helzer, Daniel - 1964
Hemmings, Dey Juan - 2007-08-09, 11
Hemp, Ralph - 1958
Hemphill, Charles - 1966-67
Henderson, Atiyah - 2006-07-08
Henderson, Bobby - 1973-74
Henderson, Jay - 2014-15-16
Henderson, Reuben - 1978-79-80
Henley, Jack - 1949-50-51
Henley, Sam - 1950
Henry, Danny - 1994-95
Henson, Steve - 1971
Hertsch, Neil - 1982-83
Herrill, Clair (Red) - 1949-50
Hershey, Jay - 1935-36
Hestor, Tom - 1921-22-23, 25
Hewitt, Hunter - 2009, 2012
Hewitt, Paul - 1987-88
Heyward, Christian - 2014-15
Hickman, T.J. - 2013-14
Hicks, Brad - 1982-83-84
Hicks, Harold - 1986

Higashi, Hideo - 1935, 37
Higgins, Clark - 1946
Higgins, Dennis - 1970-71
Higgins, Harry - 1952-53-54
Hight, Fred - 1971-72-73
Hight, Jim - 1966-67
Hildreth, James - 1927-28-29
Hill, Mike - 1977-78
Hill, Theron - 1995
Hillard, Lawrence - 1964-65
Hillman, Ronnie - 2010-11
Hinton, Ken - 1975-76
Hitt, Travis - 1973-74-75-76
Hodge, Eric - 2005
Hoffman, Tom - 1962-63-64
Holder, King - 2011-12-13
Holder, Mikah - 2014-15-16
Holman, Damien - 2002
Holmes, Donny - 1976-77
Holmes, Vonnie - 2007-08
Holt, Peter - 1993-94-95-96
Home, Samson - 1972
Homesly, Bob - 1941
Hons, Cory - 1980
Hooper, Mike - 1984-85-86-87
Horn, Don - 1965-66
Horn, Romeo - 2007-08, 11
Houghton, Mike - 1999-00-01
Houston, Parker - 2016
Howard, Bob - 1965-66
Howard, Kwan - 2003-04-05-06
Howard, Thomas - 1999-00-01
Howell, Kevin - 1981-82
Howell, Lou - 1951
Hoyt, Loris - 1926
Hubbard, Warren - 1956
Huffaker, Charles - 1961
Hufford, Lyle - 1950
Hughes, Everett - 1956-57
Hughes, Jim - 1935
Hughes, Michael - 2004-05-06-07
Hull, James - 1957-58
Hull, Marc - 2004-05-06-07
Hunt, James - 1970-71
Huth, Eric - 1979-80
Hyatt, Mark - 1988

I

Iata, Ryan - 2000-01-03
Iavelli, Carl - 1966
Ibe, Mike - 1990-91
Ikonne, Eric - 2008
Imhof, Martin - 1971
Imo, Ed - 1976-77
Inge, Pete - 1976-77-78-79
Ingram, Johnathan - 1999-00-01-02
Ioja, Adrian - 1993-94-95-96

Iosefa, Trask - 2007-08-09-10
Irvin, Bill - 1939-40

J

Jackson, Alfred - 1985-86-87-88
Jackson, Harold - 1956
Jackson, Joe - 1995-96-97-98
Jackson, Jonas - 1972-73
Jackson, Ken - 1972
Jackson, Monte - 1973-74
Jackson, Terry - 1975-76-77
Jacobs, Ambrous - 1966-67
Jacobs, Mel - 1974-75
Jacquet, Nathaniel - 1995-96
James, Lindsey - 1969-70
James, Scotty - 2006-07
Jantz, Jack - 1952-53
Jeffries, Kipp - 1990-91-92
Jenkins, Dennis - 1966
Jennings, Jim - 1988-89-90-91
Jennings, Marcus - 1978
Jensen, Kris - 1985-86
Jessop, Dave - 1931-32-33
Jessup, John - 1980-82
Jezulin, Mike - 1980-81
Johns, Edward - 1952-53-54
Johns, Nathan - 1965-66
Johnson, Alec - 2010-11-12
Johnson, Bob - 1974-75
Johnson, Buster - 1945
Johnson, Chris - 1990-91-92-93
Johnson, James - 1983-84
Johnson, Ken - 1925, 27-28
Johnson, Mark - 1975
Johnson, Scott - 1996-97-98-99
Johnson, Shane - 2000, 2002
Johnson, Taj - 1996-97
Johnson, Tim - 1977-78
Johnston, Dave - 1976
Jones, Darius - 2008
Jones, Darryl - 1997-98
Jones, George - 1995-96
Jones, Harry - 1931-32
Jones, Harry - 1959
Jones, Jason - 1995-96
Jones, Leonard - 1992-93-94
Jones, Robert - 1965-66
Jones, Steve - 1976
Jones, Tom - 1967
Jordan, Karl - 1957
Jordan, LaDrue - 1969
Jordan, Steve - 1970-71
Jorde, Steve - 1977-78
Joyner, Stephen - 1964-65
Judge, Eric - 2013-14-15-16
Jurk, Don - 1951-52
Justice, Jeremy - 2003-04
Justice, Walt - 1974-75
Justman, Patrick - 2004-05-06

K

Kaehler, Quinn - 2013-14
Kafka, John - 1968-69
Kahan, Charles - 1956
Kahui, Kurt - 2002-03-04-05
Kalati, Mau - 1974-75
Kaiser, Jack - 1946-47-48
Kaiser, Robert - 1946, 48
Kalbach, Bart - 1986-87
Karno, Rich - 1978
Kaszycski, Ed - 1993-94
Katz, Ryan - 2012
Katzenmeyer, Dave - 1977-78
Kawulok, Matthew - 2006-07-08-09
Kazee, Damontae - 2013-14-15-16
Kazee, Walter - 2009-10-11-12
Kearney, Bryant - 1927
Keels, Mahbu - 2011-12
Keesey, Dan - 1981

Keiaho, Freddy - 2002-03-04-05
Keil, Don - 1941
Kelley, Arthur - 1930-31
Kelley, Kyle - 2015-16
Kelly, Jack - 1940
Kelly, Kameron - 2014-15-16
Kelly, Leonard - 1964-65
Kelly, Percy - 1929
Kenion, Mike - 1980
Kentris, Jim - 1978
Kenyon, Bill - 1942
Kertel, Ed - 1974-75
Ketchum, Logan - 2009-10-11
Kilby, Chris - 1983-84-85-86
King, James - 1958-59
King, Preston - 2009
Kinney, Cliff - 1964-65
Kirk, Randy - 1985-86
Kirovski, Tommy - 2001-02
Kirschner, Todd - 1978
Kita, George - 1939-40-41
Klatt, Bobby - 1973
Kleck, Bert - 1938-39-40
Kline, Andrew - 1996-97-98-99
Kmet, John - 1977-79-80
Knight, Dan - 1984-85
Knoles, Norman - 1932-33
Knutson, Mike - 1986-87
Koenig, Mark - 1991-92-93
Kofler, Matt - 1980-81
Kohn, Brandon - 2009
Kollar, Ward - 1981
Kopp, Frank - 1926
Korsmeier, Larry - 1961-62
Kos, Jay - 2000-01
Kottman, Dan - 2012
Kracalik, Mike - 2001-02-03-04
Kramer, Bill - 1973-74
Kravetz, Mike - 2004, 06-07
Krupens, Harold - 1956
Kruse, Bill - 1939-40-41
Kruzsch, Phill - 1941
Krysiak, Pat - 1979-80
Kushner, Bill - 1988
Kutsuris, Jon - 1985

L

Lakalaka, Ronley - 2015-16
Lamar, David - 2012-13-14
Lamar, James - 1977-78
Lambert, Mike - 1973
LaMonda, Zach - 2000-01
Lancaster, Jeff - 1967-68
Landis, Harold - 1945
Langley, Everett - 1970-71
Laolagi, Luke - 2006-07-08-09
LaPlant, Steve - 1975-76
Largent, Derek - 2012-13-14
Larsen, Stephen - 2001-02-03-04
Larson, Bo - 1976-77
Laskowski, Daniel - 1967
Latham, Hugu - 1949-51
Laughton, Jim - 1982, 84-85
Lauter, Steve - 1984-85-86
Lavender, Joe - 1971-72
Lawanson, Sam - 1995-96
Lawson, Kent - 1962-63-64
Lawson, Ernie - 2007-08-09-10
Lay, David - 1961-62-63
Lealofi, Aloalii - 2003-04
Ledbetter, Jay - 1974-75
Ledford, William - 1956
Lee, Charles - 1932-33, 35
Leja, George - 1950-51
Lemker, Jeff - 1985-86
Lemon, Gabe - 2010-11-12-13
Leomiti, Carlson - 1990-91-92-93
Leomiti, Harry - 1980
Lessard, Isaac - 2016

AZTEC FOOTBALL MEDIA GUIDE

Letterwinners



SEVEN STRAIGHT BOWL GAME APPEARANCES ► 21 CONFERENCE CHAMPIONSHIPS

Levi, Marcus - 2001
Levine, Bob - 1978-79, 81
Lewis, Claude - 1954-55-56
Lewis, Darrell - 1991-92-93
Lewis, Darryn - 2008-09-10
Lewis, Derrick - 1999-00-01
Lewis, Eric - 1995-96-97-98
Lewis, Jonas - 1996-97-98-99
Lewis, Reggie - 1975
Lightner, Dennis - 1966-67
Lily, Rick - 1965-66
Limahelu, Al - 1969-70
Limebrook, Dave - 1972-73
Linam, Delbert - 1952
Linares, Robert - 1952-53-55
Lindley, Ryan - 2008-09-10-11
Lizalde, Milo - 1964
Lobel, Blake - 2001-02-03-04
Lockett, Colin - 2010-11-12-13
Lomax, Trey - 2014-15-16
Long, Jerome - 2008-09-10-11
Long, Matt - 1980-81-82-83
Long, Max - 1954
Long, Victor - 1953-54
Louis, John - 1990-91-92-93
Louis, Lance - 2004-05-07-08
Lovine, Allen - 1935-36
Lowery, David - 1991-92-93
Lucas, Bob - 1975
Luster, Dave - 1985
Lynch, Mike - 2003
Lyon, Robert - 1951-52-53

M
Mack, Farrell - 1978
Macias, Edgar - 1996
MacKersie, Bill - 1942
Macon, Kevin - 1987-88-90-91
Madison, Ken - 1964-65
Magee, Albert - 1957-58-59
Magee, Donald - 1955-56-57
Mahimeister, James - 1946
Maka, Va'ati - 2003-04
Malano, Mike - 1996-97-98-99
Malcolm, Marshall - 1951, 53-55
Manneh, Sam - 1968-69
Manocchia, Nick - 1980
Manos, John - 1945
Mao, Tracey - 1988-89-90-92
Maples, Milton - 1988-89
Marchbanks, Ross - 2000-01
Marden, Chance - 2012
Marsala, John - 1976
Marshall, Gary - 1973-74-75-76
Martin, Brett - 2004-05-06-07
Martin, Deric - 1999-00-01
Martin, Dick - 1932
Martin, Joe - 2003-04-05-06
Martin, Larry - 1964-65
Martin, Saladin - 1977-78
Mascan, Larry - 1973-74, 76
Masinick, Luke - 1983
Mason, Greg - 1972-73
Masthay, Mauri - 1956
Mastin, Randy - 1978-79
Matamua, Mike - 2009, 11
Matheson, Doug - 1967
Mathie, Bill - 1938-39-40
Mathis, Ken - 1976-77
Mathis, Kendrick - 2014-15-16
Matuszewicz, Steve - 1988-89-91-92
Mauldin, Davion - 2008-09
Maultsby, Kevin - 1987-88
Maxey, Larry - 1989-90-91-92
Maxwell, DeAndre - 1992-93-94-95
Mayhew, David - 2000-01
Mayo, Joey - 1998-99
Maze, Terrell - 2003-04-05-06
McAuley, Mike - 1973

McBeth, Allen - 1960
McCartney, John - 1992-93-94-95
McChristian, Julius - 1994-95-96-97
McColl, Jim - 1939-40
McCoy, Lloyd - 1962-63
McCoy, Matthew - 2002-03-04
McCreery, Bill - 1925
McCreery, Bob - 1923-24-25
McCullough, Carl - 2003
McCutcheon, Freddie - 2002
McDaniel, Vernell - 1970
McDonald, Dwight - 1974
McFadden, Leon - 2009-10-11-12
McGee, Na'im - 2014-15-16
McGehee, Cecil - 1956-57-58
McGillis, Mike - 1974-75
McGuire, Andy - 1965
McGwire, Dan - 1989-90
McHargue, John - 1955-56
McKay, Mark - 1982-83
McKay, T.J. - 2005-06-07-08
McKechnie, Kevin - 1994-95-96-97
McKee, Dick - 1947
McKeever, Mac - 1982
McMichael, Jim - 1934-35-36
McMichael, Paul - 1931
McMorrow, Seamus - 2012-13-14
McNanie, Sean - 1982-83
McNeil, Rod - 1982-83
McNeill, R. (Gray) - 1997-98-99-01
McNeill, Mike - 1974
McNeill, Rodney - 1997
McPhatter, Ferman - 1949-50-51
Meagher, E. (Mike) - 1967-68
Mecham, Ben - 1996-97-98
Meek, Gary - 1969-70
Mejia, J.C. - 2003
Meeker, Joseph - 1961-62-63
Melifonwu, Fred - 2014
Mella, Rob - 1984
Mendenhall, Terry - 1969-70
Mendez, Edward - 1963-64
Mendez, Mario - 1961-62-63
Merchant, Bob - 1940-41
Meredith, Sam - 2011-12-13-14
Merino, John - 1970
Merrill, Bob - 1968-69
Merrill, Tom - 1994
Meschi, Dan - 1973-74
Metrocka, Emil - 2006
Metzger, Art - 1936
Meyer, Dave - 1981-82
Miclou, Eric - 2004-05
Mietz, Richard - 1982
Milbrand, Lance - 1983
Milke, G. (Bud) - 1948-49-50
Milks, John - 1963-64
Miller, Adam - 2004-05
Miller, Anthony - 2009
Miller, Bishop - 1999
Miller, Brook - 2002-03
Miller, Chris - 1971-72
Miller, Frank - 1971-72
Miller, Jeff - 1982-83
Miller, Jimmy - 2012
Miller, Kwayde - 2015-16
Miller, Mark - 1977-78
Miller, Robert - 2002-03, 06
Milling, Jerry - 2006-07-08-09
Mills, Lloyd - 2014-15
Milsan, Doel - 1940
Mims, Terry - 1986
Minor, Claudie - 1972-73
Minor, John - 1982-83-84-85
Misch, Mike - 1989-90
Mitchell, DeAngelo - 1987
Mitchell, Ken - 1947
Mitchell, Kevin - 1979-80
Mitchell, Larry - 1970

Mitchell, Lonny - 1997-98-99
Mitchell, Mario - 1985-86-87-88
Monaco, Ron - 1981
Moneymaker, Robert - 1956
Montgomery, John - 1924, 27-28
Montgomery, Kalan - 2014-15-16
Montgomery, Marcus - 2006
Montler, Bonner - 1988
Moody, Dan - 1977-78
Moore, Aaron - 2006-07-08-09
Moore, Jason - 1994-95-96-97
Moore, Jermaine - 2002-03
Moore, Josh - 1994
Moore, Johnny - 1977, 79-80
Moore, Ken - 1983-84-85-86
Moore, Lonnie - 1979
Moore, Raymond - 1952-53, 56
Moore, William - 1969-70
Morales, Marco - 1982-83
Moran, James - 1950
Moran, Rich - 1980-81, 83-84
Morehouse, Ron - 1977-78
Moreno, David - 2000-01
Morgan, Jeff - 1981
Morris, Andre - 1969-70
Morris, Cree - 1990-91
Morris, David - 1964
Morris, Richard - 1958-59-60
Morris, Shane - 2008
Morrison, Al - 1921-22
Morrison, Kirk - 2001-02-03-04
Morrison, Ty - 1991
Morton, Lance - 1954
Moses, Clark - 1987-88-89
Moses, Clinton - 1952
Moses, Greg - 1972-73
Moses, Haven - 1966-67
Moss, Robert Jr. - 1958-59-60
Mosolf, George - 1931-32-33
Mott, DeWitt - 1921
Mott, Paul - 1924-25-26-27
Mougey, Darren - 2005-06-07-08
Meuhleisen, Gene - 1936-37
Muema, Adam - 2011-12-13
Muhammad, Aqeel - 1998-99
Muholland, Pat - 1978
Mummy, Gene - 1953
Munson, Calvin - 2013-14-15-16
Murdock, Clayton - 1929-30
Murphy, Damien - 1996-97-98
Myatt, Jerry - 1972-73
Myer, Richard - 1969-70

N
Nadon, Adrian - 1945
Napier, Sandy - 1970-71
Naylor, Casey - 2001-02-03
Neal, David - 1997-98
Neary, Mike - 1983-84
Nelson, Robert - 1956-57
Nelson, Robert - 2005
Ned, Larry - 1998-99-00-01
Nedd, DeAngelo - 2000-01-03
Negrete, Danny - 2003
Nelson, Peter - 2007-08-09
Nelson, Robert - 2006
Nelson, William - 1946
Nesvold, Al - 1942
Nettles, Bill - 1938-39-40
Nettles, Tom - 1966-67-68
Nettles, Tony - 1989
Nettles, Wayne - 1939-40
Nevarez, Steve - 2002
Newlee, Barney - 1946-47
Newman, Ken - 1980
Newton, Robert - 1953-54-55
Nicholas, Danny - 1954-55
Nicholas, Osmond - 2011
Nichols, Bert - 1937

Nichols, Tony - 1989-90-91-92
Nicholson, Chester - 1950-51
Nicholson, Scottie - 1998-99
Nielsen, Gawin - 1936-37
Nikos, John - 1978
Nilsen, Dan - 1995-96-97
Niu, Sai - 1987-88-89-90
Nixon, Chuck - 1984-85-86-87
Nixon, Torran - 1983-84
Noble, Lenicio - 2014
Nobles, Gary - 1981-82
Nogle, Darold - 1972-73
Norman, Derek - 1994
Nottbusch, Frank - 1932-33-34
Nuanez, Scott - 1983
Nunez, Jim - 1940
Nunn, Clarence - 1983, 85-86-87
Nwansi, Ornan - 2006-07
Nygaard, Jake - 1990-91, 93
Nygaard, Norm - 1952-53-54
Nyssen, Adam - 2003

O
O'Brien, Chris - 1984-85
O'Brien, Josh - 2010
O'Brien, Kevin - 1976
O'Brien, Thomas - 1953
O'Callaghan, John - 1984
O'Connell, Kevin - 2004-05-06-07
O'Connell, Thomas - 1927
Oatsvall, Scott - 1992
Odiome, Dennis - 2002
Ogas, David - 1966-67
Ogas, Ray - 1968-69
Ohlin, Jerry - 1956-57-58
Ohnesorgen, George - 1973-74
Olander, Byron - 1967-68-69
Olison, Rance - 1973-74
Oliver, Clarence - 1967-68
Oliver, Larry - 1977-78
O'Mara, Jack - 1932-33-34
Onuoha, Dontrell - 2011-12-13-14
Orange, Rickey - 1976-77
Ortega, Richard - 1951-52
Ortiz, Robert - 2002-03-04-05
Osborn, Nick - 2004-05-06-07
Osborne, Andy - 1996-97
Osgood, Kassim - 2002
Oslin, Michael - 1967-68
Otis, John - 1952
Overbaugh, Jeff - 2012-13-14-15
Overby, Ken - 1994-95
Overton, Dayna - 1995
Owens, Marv - 1970-71
Owens, Keith - 1989

P
Paopau, Junior - 1971
Palmer, Garrett - 2004-05-06-07
Palumbo, Paul - 1980
Paredes, Andre - 1981-82-83
Parchment, Dwayne - 2016
Parker, Charles - 1958
Parker, Larry - 2009-10-11
Parker, Ricky - 1993-94-95-96
Parker, Sherwood - 1941-42
Parker, Thomas - 1945
Parks, Lamont - 1987-88
Parma, Leon - 1948-49-50
Parrington, Trevor - 2004-05-06
Parris, Henry - 1922
Patterson, Zach - 1995
Paul, Morey - 1987-88-89-90
Pauu, Jack - 1970-71
Pavelko, Galen - 1969-70
Pavelko, Garret - 2000-01
Payne, Ceasar - 1969-70
Pearson, Dennis - 1977
Peck, George - 1941

Letterwinners



SEVEN STRAIGHT BOWL GAME APPEARANCES ► 21 CONFERENCE CHAMPIONSHIPS

LETTERWINNERS ◀ HISTORY

Penman, Lonnel - 2002-03
Penny, Rashaad - 2014-15-16
Pentoney, Lawrence - 1951-52
Penrose, Craig - 1974-75
Penuelas, Frank - 1936-37
Penwarden, Roy - 1938
Perez, Abelardo - 2010-11
Perez, Jose - 2008-09-10
Perkov, Kent - 1977-78
Perry, Jason - 2001
Perry, Larry - 1981
Perry, Robert - 1923
Perry, Robert - 1972
Person, Jerry - 1979-80
Peters, Alton - 1947-48
Peterson, Dave - 1962-63-64
Peterson, Elmer - 1932
Peterson, Eric - 1994
Peterson, Harold - 1950
Peterson, Jim - 1972
Peterson, Randy - 1987-88
Peterson, Ray - 1992-93-94-95
Peterson, Werner - 1927-28-29
Petties, C. (Neal) - 1961-62-63
Pettitt, Duane - 1983-86
Phillips, Sergio - 2014-15-16
Pierce, Sean - 1997-99-00
Pieri, Damon - 1990-91-92
Pierson, Gary - 1975
Pierson, William - 1968-69
Pieson, Curt - 1990-91
Pifer, Del - 1968-69
Pine, Thomas - 1950
Pinkins, Braxton - 1955-56-57-58
Pinkins, Eric - 2009, 11-12-13
Pino, Chris - 2004-05
Piper, Marvin - 1947
Pittman, Wayne - 1991-92-93-94
Pitts, Chester - 1999-00-01
Pitts, Devin - 2003-04
Pitts, Paul - 2015
Platt, Brad - 1988
Plum, Jim - 1983-84-85-86
Poe, James - 1964
Pohl, Julian - 1921-22
Poluzzi, Louis - 1941-42
Pompa, Michael - 1967-68
Poole, Terry - 2013-14
Pope, Ryan - 2016
Pope, Sheldon - 1996-97-98-99
Porter, Brandon - 2013-14
Porter, Ramal - 2003-04-05-06
Poumele, Faleselau - 2001-03-04-05
Powers, Ellis - 1983-84-85
Preciado, Marcus - 1990
Prefontaine, Noel - 1995-96
Preisler, Eddie - 1939-40
Preston, Andrew - 2007-08-09-10
Preston, Art - 1949-50-51
Price, Chase - 2012-13-14-15
Price, David - 1985
Prim, Gary - 1973-74
Printy, Ted - 1999
Proctor, Thomas - 1961
Prokop, Phillip - 1951-52-53
Provencal, Chad - 1991-92
Pruitt, Aaron - 1993
Pulice, Frank - 1988
Pumphrey, Donnel - 2013-14-15-16
Purkins, John - 1949-50-51
Pyles, James - 1955-56

Q

Quigley, Bryce - 2010-11-12-13
Quinlan, Volney - 1951
Quinones, Erik - 2009

R

Raaka, Bill - 1934-35
Rachow, Judd - 1989-90-91
Radley, Lucky - 2014
Radovich, Nick - 1947
Rager, Brandon - 2002-03
Rahill, Kevin - 1986
Ramage, Scott - 1981-82
Ramos, Leo - 1981
Rand, Jack - 1932-33-34
Randall, Sakimo - 1999-00-01
Rash, Dick - 1941
Rasmussen, Jeffrey - 1969-70
Ray, LaVance - 2002-03
Raye, Jimmy - 1988-89-90
Rayford, Bennie - 1976
Rea, Donnie - 1969-70
Reagan, Ralph - 1975-76
Reed, Doug - 1981-82
Reed, Michael - 1970-71
Reed, Troy - 1986
Reed-Martin, Kerry - 1985-86-87-88
Reeder, Rick - 1980-81
Reedy, Monty - 1974-75
Reese, Dean - 1975
Reisinger, Bob - 1985
Reyes, Jesus - 1996-97-98
Reynolds, R. (Tom) - 1969-70-71
Ricardo, Benny - 1973-74
Riccobono, Joe - 1947-48
Rice, Owen - 1932-33-34
Richards, John - 1946
Richards, Todd - 1984-85
Richardson, Darryl - 2016
Richardson, Frank - 1954-55
Richardson, Rickey - 1977-78
Richet, Stuart - 1925
Richey, Kevin - 1979-80-81-82
Ricketts, Bob - 1941
Ricketts, Kenneth (Ed) - 1950-51
Ricks, Randy - 2015
Ridge, Houston - 1965
Rimbach, Bev - 1945
Rinehart, Mike - 1983
Ring, Dave - 1980-82
Rische, Tom - 2010
Ritter, Jared - 1999-00-01-02
Rivera, Emilio - 2008-09, 11
Robb, Jack - 1925-26-27
Robb, Wesley - 1951-52-53
Robbins, Al - 1942
Robbins, Val - 1941-42, 46
Roberts, Adam - 2011-12-13-14
Roberts, Don - 1981-82
Roberts, Evan - 1932
Roberts, Mark - 1991-92-93
Roberts, Patrick - 1960-61-62
Robertson, Jon - 1969-70
Robinson, Preston - 1951
Robinson, Steve - 1994-95-97
Robinson, Will - 2004-05-06-07
Robles, Dylan - 2000-01
Rochellin, Julian - 2015-16
Rockold, Joe - 1960-61
Rodahoffer, Chris - 1991-92-93
Rodriguez, Paul - 2014
Rodriguez, Albert - 1998
Rodriguez, Andy - 1968-69-70
Rodriguez, Armando - 1945
Rodriguez, Paul - 2012
Roe, Matt - 1993-94
Roessler, Greg - 1977-78
Rogers, Bob - 1947-48
Romain, Pierre - 2012-13-14-15
Romero, Gary - 1961-62
Romig, Jim - 1956-57-58
Rosales, Antonio - 2015-16
Ross, Alden - 1922

Ross, Wayne - 1984-85-86-87
Roth, Bill - 1925
Rouser, Eric - 2005-06
Rowe, Patrick - 1987-88-90-91
Rowe, Ray - 1988-89-90-91
Royal, Don - 1963-64-65
Rudisill, Steve - 1991
Ruffa, Ed - 1923-24-25-26
Ruffin, Ezell - 2012-13-14
Rulon, Tom - 1982-83
Rumsey, Bill - 1928-29-30
Runyon, Richard - 1954-55
Russell, Bob - 1941
Russell, Brian - 1998-99-00
Russell, Marcus - 2011
Russell, Shane - 2005
Russell, Robert - 1952-53
Russo, Sam - 1921-22, 24
Rutley, Mark - 1982
Ryan, Robbie - 2001-02-03
Ryan, Robert - 1922
Rymer, Steve - 1976
Rzeznik, M.J. - 1996-97-98

S

Sagapolutele, Pio - 1988-89-90
Salaam, Ephraim - 1995-96-97
Salcedo, Joe - 2015
Salinger, Paul - 1962
Sampson, Clinton - 1981-82
Sampson, DeMarco - 2005, 08-09-10
Sanchez, Jon - 2012-13-14
Sandford, Nick - 2006-07-08-09
Sandifer, Dominique - 2009-10, 12
Sandin, Michael - 1960
Sandoval, Armando - 1997
Sandusky, George - 1975
Sandusky, Jim - 1983
Sang, Derek - 1989-90
Sanger, Jerry - 1958-59
Santifer, Derek - 1987
Santoro, Seth - 2003
Santos, Atonio - 1996-97
Santos, Joe - 1988-89
Santos, Todd - 1984-85-86-87
Savage, Bob - 1978
Savorn, Jason - 1990-91-93
Sawaya, Al - 1956-58
Saxon, Mike - 1982-83
Schacklett, John - 1959-60
Schaefer, Chris - 1978
Schakel, Larry - 1966-67
Schantz, Andrew - 2005-06
Scheel, Lyman - 1921
Scheid, Pat - 1971-72
Schevings, Albert - 1923-24
Schilens, Chaz - 2004-05-06-07
Schimpf, Larry - 1956-57-58
Schlick, Dave - 1987-88
Schmautz, Raymond - 1964
Schmidt, Mike - 2006-07-08
Schmidt, Steve - 2005, 07
Schmidt, Taylor - 2004-05
Schmitt Tyler - 2004-05-06-07
Schraeder, Vernon - 1931-32
Schweitzer, Ed - 1971-73
Scoggins, Craig - 1965-66
Scott, Bill - 1982-83
Scott, Darnay - 1991-92-93
Scott, Mark - 1999
Scroggins, Ed - 1971-73
Scudday, Brian - 1978, 80-81
Seabaugh, Todd - 1981-82
Seau, Micah - 2013
Sedberry, Stan - 2012-13
See, Elmer - 1926
Seiner, Bob - 1981-82
Sefton, Walt - 1936-37
Semenik, Alex - 1992-93

Seminario, Joe - 1940-41-42
Sevier, Wayne - 1961-62
Shank, Robert - 1957-58-59
Shankle, Damian - 2009
Shanks, Austin - 1983-84
Shapiro, Zachary - 2008-09
Sharp, Wintson - 1974
Sharpe, Ricky - 1999-00-01-02
Shaw, Buck - 1980, 82
Shaw, Dennis - 1968-69
Shaw, Justin - 2008
Shaw, Mike - 1973
Shea, Paul - 1928
Shearer, Curtis - 1992-93-94
Shellbarger, J. (Tom) - 1969-70
Shepard, Morris - 1941-42, 46
Sheriff, Lon - 1999-00-01-02
Shields, Bryan - 2010
Shields, D.J. - 2009-10-11-12
Shoate, Jeff - 2001-02-03
Sholten, Ray - 1965
Shreve, James - 1931
Shrewsbury, Marvin - 1945
Shults, Robert - 1990-91
Shumate, Colin - 2010
Shy, Don - 1965-66
Sibbert, James - 1960
Siluano, Rene - 2010-11-12-13
Silva, Alberto - 1957-58
Silverthorn, Rick - 1978
Simcox, John - 1946-47-48
Simmons, Dick - 1947-48-49
Simmons, Garric - 2000-01-02
Simmons, Jim - 1949
Simmons, Peter - 1949-50-51
Simmons, Ryan - 2016
Simmons, Roy (Mike) - 1947
Simmons, Warren - 1961-62-63
Simnjanovski, Brian - 1999-00-01-02
Simpson, Hugh - 1954-55
Simpson, Randy - 1965
Sims, Chet - 1970
Sims, Jim - 1938-39-40
Sims, Mark - 1973-74
Simunec, Steve - 1975
Sinclair, Alan - 1977-78
Sipe, Brian - 1969-70-71
Siragusa, Nico - 2013-14-15-16
Siraton, Moose - 1938
Sisco, Justin - 1999-00
Skaggs, Craig - 1985-86-87
Skoog, Jack - 1987-88
Slack, Ron - 1986-87-88-89
Slater, Birt - 1949-50-51
Slater, Pearce - 2014-15
Slaughter, Webster - 1984-85
Slavin, Ben - 1935-36
Smerdon, William - 1952
Smith, Aubrey - 2008
Smith, Avey - 1951-52
Smith, Charles - 1925-26-27, 29
Smith, Ed - 1925
Smith, Edward - 1957
Smith, Frank - 1948
Smith, Frank - 1942
Smith, Gene - 1945
Smith, George - 1960
Smith, Jordan - 2012-13-14
Smith, Kevin - 1986
Smith, Malik - 2013-14-15-16
Smith, Maxwell - 2015
Smith, Mike - 1997
Smith, Nick - 2006
Smith, Phil - 1981-82
Smith, Ron - 2016
Smith, Ronnie - 1976-77
Smith, Shawn - 1992-93
Smith, Turaj - 1990-91-92-93
Smith, Tairou - 1997-98-99

AZTEC FOOTBALL MEDIA GUIDE

Letterwinners



SEVEN STRAIGHT BOWL GAME APPEARANCES ► 21 CONFERENCE CHAMPIONSHIPS

Smith, Zach - 1992-93-94-95
Smorin, Leonard - 1954-55
Smyth, Ed - 1935-36
Sneed, Kevin - 1974
Snyder, Ky - 1982
Snyder, Waddell - 1951
Sokoloski, Kelsey - 2007-08
Solari, Mike - 1975-76
Sommers, Bob - 1937
Soto, Jonathan - 2005, 07-08-09
Spears, Ron - 1979-80
Speer, George - 1952
Spek, Jeff - 1983
Spencer, Neil - 2007, 10
Spencer, Waika - 2006-07-08
Spillane, Greg - 1996-97-98-99
Spinello, Mike - 1988
Spinks, Brian - 2006
Spitler, Garold - 1941-42, 46
Squires, John - 1922-23
Stablein, Jerry - 1979, 81
Staggs, Jeff - 1965-66
Stahlfield, Edward - 1922, 24
Stahovich, Brian - 2008-09-10-11
Stahr, Dallas, Jr - 1969-70
Stallings, Ramondo - 1990-91-92-93
Stamps, Marcus - 2014-15
Standridge, Leon - 1964-65
Stapler, Steve - 1978-79
Staples, Clark - 1954-55
Stark, Victor - 1962-63
Stauber, James - 1961-62-63
Steen, Terrill - 1990-91-92-93
Steigner, Martin - 1967-68
Stein, Roger - 1935-36
Stenson, David - 1961-62-63
Stephenson, Eugene - 1923-24
Stephenson, George - 1958
Stevens, George - 1952
Stevens, Khalid - 2010-11
Stevens, Mike - 1982-83-84-85
Steward, Eddie - 1970-71
Steward, Ronald - 1953-54
Stewart, Brad - 1974
Stewart, Floyd - 1950-51
Stewart, Justin - 2000
Stewart, Michael - 2007
Stinnet, Ken - 1970
Stokes, Zac - 1990-91
Storrs, Bruce - 1970-71
Stuart, Samuel - 1960
Stubbs, Jim - 1936
Stubblefield, Ray - 1966
Sturm, Brett - 2003-04-05-06
Subis, Nick - 1987-88-89-90
Sulick, Tim - 1996-97
Sullivan, Brandon - 2007-08-09-10
Sutton, Dennis - 1971-72
Sutton, Eric - 1991-92-93-94
Svitenko, Steve - 1984-85
Sykes, Gerald - 2002-03
Symington, James - 1958-59-60
Swain, Brett - 2004-05-06-07
Swaney, Jason - 1989-90

T
Tai, Sam - 2016
Tamamasui, Tal - 1984-85
Tandberg, Nate - 1997-98-99-00
Tarleton, Michael - 1957-58, 60
Tarr, Alfred - 1921-22
Tate, Will - 1990-91, 93
Tauanuu, Jacob - 2009-10
Taylor, Bill - 1978
Taylor, Gary - 1989-90-91-92
Taylor, Greg - 2001
Taylor, Robert B. - 1978-79
Taylor, Robert E. - 1979-80
Taylor, Steve - 1964-65-66

Tegio, Mark - 1985-86
Tenhaeff, Nick - 2010-11-12-13
Tereschuk, Pete - 1975
Tezino, Kyahva - 2016
Thoemmes, Wade - 1986
Thomas, Joe - 1978-79
Thomas, Jordan - 2010-11-12-13
Thomas, Ron - 1973
Thomerson, Jack - 1961
Thompson, Alan - 1972-73-74
Thompson, Alex - 2004-05
Thompson, Craigus - 1993-94-95-96
Thompson, Eric - 1989
Thompson, Fred - 1952
Thompson, Jesse - 1949-50-51
Thompson, Norman - 1937-38-39
Thompson, Tracy - 1982-83-84-85
Thompson, Trenton - 2016
Thompson, Tyson - 2002
Thorn, Tim - 1972-73-74
Thorne, Matt - 1998
Thornton, David - 1966-67
Thrash, Ron - 1970-71
Timmons, Bill - 1937-38-39
Toccagino, Giovanni - 1998
Toledo, Jon - 2006-07, 09
Tolver, G. (J.R.) - 1999-00-01-02
Tom, Doug - 1993-94-95
Tomlinson, Robert - 1946-47-48-49
Topp, Greg - 1985
Tracy, Hal - 1939
Trakas, Andy - 1989-90-91-92
Tremblay, John - 1975
Trevillion, Fred - 2014
Trevis, Gilbert - 1976
Trickett, Beau - 2000-01-02-03
Triplett, Gary - 1986, 88
Trott, Mike - 1971-72
Trujillo, Frederick - 2010-11-12
Truvillion, James - 1998-99-00, 02
Truxton, Quest - 2016
Tuiaana, Samida - 1987-88
Tuipala, Joseph - 1995-96-97-98
Turley, Kyle - 1994-95-96-97
Turner, Dakota - 2014-15-16
Turner, David - 1976-77
Turpen, Joseph - 1967

U
Uipi, Sikoti - 2000, 2002
Ulibarri, Josh - 2008
Umuolo, Alston - 2007-08-09, 11
Underwood, Marviel - 2001-02-03-04
Uttecht, Alvin - 1967

V
Van, Jason - 2000-01-03
Van Gorkum, Leon - 1969-70
Van Leeuwen, Wm. - 1968-69
Van Raaphorst, Bill - 1995-96
Vance, Mike - 1980-81
VanderSluis, Ron - 1976-77
Vanoni, Al - 1936-37-38-39
Varney, Joe - 1921
Vasquez, Armando - 1965-66
Vasquez, A. (AJ) - 1968-69
Vaughn, Billy - 2014-15-16
Vaughn, Robert - 1961-62
Venuta, Vic - 1975
Ventura, Manuel - 1957
Vassey, Tom - 1977
Victor, Brant - 1978
Victoria, Adam - 1971, 72
Vierra, John Jr - 1957
Vincent, Mike - 1988
Vincent, William - 1951-52
Vizzi, Tim - 2012-13
Voorhis, Walt - 1983-84
Vradenburg, Todd - 1988

W
Wade, Josh - 2009-10, 12
Walcott, Kevin - 2015-16
Walden, Delbert - 1945
Walker, Al - 1953-54
Walker, Earl - 1940
Walker, Jake - 2004
Walker, Johnny - 1988-89-90
Walker, Noval - 1930-31-32
Walker, Owen - 1939-40
Walker, T.S. - 1936-37
Wallace, Jack - 1934
Wallace, Roberto - 2007-08-09
Walton, Delbert - 1927-28
Walton, Whip - 1974-75-76-77
Ward, Bruce - 1970-71
Ward, Herbert - 1936-37
Wardell, Leroy - 1984-85
Warren, Darryl - 1989
Warren, Don - 1977-78
Warren, Gilbert - 1961-62-63
Warren, Glenn - 1930-31-32
Warren, Vince - 1982-83-84-85
Washington, H. (Ted) - 1966-67
Washington, Juwan - 2016
Washington, Mike - 1979
Waters, Mike - 1983-84
Watkins, Jermaine - 1998-99
Watley, Ira - 1973-74
Watson, Adam - 2003
Watson, Jeff - 1979-80
Watson, Jordan, 2015
Watson, Justin - 1995-96-97
Watters, Willie - 2009
Weathers, Carl - 1968-69
Webb, Bob - 1942
Webb, Dick - 1937-38-39
Webb, Jeff - 2001-03-04-05
Weber, Richard - 1967-68
Weems, Craig - 1993-94-95
Weller, Wendell - 1949
Wells, David - 2014-15-16
Wells, Kevin - 1985-86-87-88
Wells, Mike - 1982-83
Wells, Remond - 1980
Wenzel, Ralph - 1964-65
Werley, Robert - 1945
Wesber, Darius - 1998-99
Wesley, Mekell - 2006-07-08-09
Wesselman, John - 1987-88-89
West, James - 1923-24
West, Robert - 1970-71
Westling, Drew - 2008
Weymiller, Toby - 1989-90
Whelan, James - 1954-55
Whigham, Frank - 1941
Whitaker, Frank - 1941
White, Dana - 1974-75
White, Howard - 1942
White, James - 1970
White, John - 1976
White, Terry - 1974
Whitefield, Hershell - 1965-66
Whitfield, Barry - 1984
Whitley, Wayne - 1957-58-59
Whitman, Robert - 1995-96
Whittaker, J.J. - 2013-14-15
Whittington, David - 1959-60
Wilder, Mike - 1983-84-85-86
Wilks, Jim - 1980
Williams, B.J. - 2007-08-09-10
Williams, Brad - 1970-80-81
Williams, Chris - 1998-99-00
Williams, Derrick - 1988-89
Williams, George - 1980-81
Williams, Henry - 1977-78
Williams, John - 1965-66

Williams, Jeryl - 1986-87
Williams, Keith - 1990-91-92-93
Williams, Mike - 1998-99
Williams, Ray - 1975
Williams, Ross - 2011
Williams, Thomas - 1967-68
Williams, Wesley - 2003-04
Williamson, Greg - 1984-85-86
Williford, Sam - 1991-92-93
Willis, Don - 1973-74
Wilson, George - 1921-22
Wilson, Harlan - 1927-28
Wilson, Jack - 1929
Wilson, Ted - 1932-33-34
Wilson, Milt - 1986-87-88-89
Wilson, Thomas - 1945, 48-49-50
Windham, Daniel - 1995-96
Wingo, Donnell - 1982
Winkler, Richard - 1961
Wittler, Jon - 1965-66
Wolf, James - 1960
Wollenhaupt, Dave - 1945
Wood, Alonzo - 1955-56
Wood, Ernest - 1967-68
Woods, Kyree - 2016
Woodard, Glen - 1952-53-54
Woodard, Lon - 1968-69
Woodruff, Pat - 1985
Woolich, Ray - 1975
Worden, Stewart - 1942, 46-47
Wortiska, Charlie - 1974-75
Wright, Alva - 1971-72
Wright, Brandon - 2012
Wright, Clark - 1967-68
Wright, Nate - 1967-68
Wright, T.C. - 1990-91
Wright, Tyron - 1994-95
Wu, James - 1997-98
Wulfemeyer, Tim - 1971-72
Wulff, Lee - 1922-23
Wurth, Tom - 1989
Wyatt-Thayer, Austin - 2015-16

Y
Yamamoto, John - 1928-29-30
Yamamoto, Paul - 1931-32
Yarberry, George - 1945
Yarbrough, Darryl - 1978-79-80-81
Yarbrough, Marcus - 2007-08-09-10
Yates, Russell - 1930
Yoshida, Lane - 2008-09
Young, Antwone - 1997-98-99
Young, Chad - 2010-11-12-13
Young, David - 1955
Young, Ralph - 1923-24
Youngs, Tyrone - 1970-71
Yount, Jack - 1935-36

Z
Ziegler, Marc - 1991-92-93-94
Zinser, Glenn - 1937-38
Zumstein, Louie - 1991, 93-94

All-Time Scores



SEVEN STRAIGHT BOWL GAME APPEARANCES ▶ 21 CONFERENCE CHAMPIONSHIPS

ALL-TIME SCORES < HISTORY

1921 4-6; 1-3 SCJCC (4TH)

Home: 4-3, Away: 0-3
Head Coach: C.E. Peterson

10/1	Army-Nav. Academy J.C.	W	6-0
10/6	Reserve Destroyers	L	0-3
10/13	U.S.S. Birmingham	L	0-14
10/15	Naval Air	L	7-12
10/19	U.S.S. Birmingham	W	14-6
10/21	Army-Navy Academy	W	12-0
10/28	at Santa Ana J.C.*	L	0-26
11/4	at Fullerton J.C.*	L	0-20
11/21	Chaffey J.C.*	W	14-0
11/19	at Riverside J.C.*	L	7-19
Total Points			60-100

1922 6-4; 4-0 SCJCC (1ST)

Home: 3-4, Away: 3-0
Head Coach: C.E. Peterson

9/19	San Diego Marines	W	18-0
9/22	Coronado H.S.	W	39-0
9/26	Fleet Air	L	6-7
9/30	Occidental College	L	7-33
10/7	UCLA	L	6-25
10/21	Whittier College	L	7-33
11/4	at Santa Ana J.C.*	W	50-0
11/10	at Fullerton J.C.*	W	31-0
11/24	Riverside J.C.*	W	20-6
11/30	at Chaffey J.C.*	W	6-0
Total			191-104

1923 8-2; 2-0 SCJCC (1ST)

Home: 7-1, Away: 1-1
Head Coach: C.E. Peterson

9/29	U.S.S. Melville	W	10-3
10/6	Occidental	L	7-33
10/13	at UCLA	L	0-12
10/19	San Diego Marines	W	14-3
10/27	at Riverside J.C.*	W	39-3
11/3	Santa Barbara State	W	38-13
11/12	Santa Ana J.C.*	W	26-6
11/17	San Diego Marines	W	34-7
11/24	La Verne	W	27-0
11/29	Fresno State	W	12-2
Total			207-82

1924 7-1-2; 3-0 SCJCC (1ST)

Home: 5-0-1, Away: 2-1-1
Head Coach: C.E. Peterson

10/4	San Diego Marines	W	30-0
10/11	California Christian	W	54-6
10/18	Redlands	W	13-0
10/25	at La Verne	T	7-7
11/1	Riverside J.C.*	W	6-0
11/5	at El Centro J.C.*	W	58-0
11/8	at Santa Barbara State	W	42-6
11/15	UCLA	T	13-13
11/22	Santa Ana J.C.*	W	26-14
11/27	at Fresno State	L	0-7
Total			249-53

1925 5-3-1; INDEPENDENT

Home: 3-2-1, Away: 2-1
Head Coach: C.E. Peterson

9/26	at UCLA	L	0-7
10/3	at Redlands	W	10-0
10/25	Caltech	W	10-6
10/24	Whittier	W	24-0
10/31	Loyola	L	9-13
11/7	at Santa Barbara State	W	10-0
11/14	San Diego Marines	T	14-14

11/21	California Christian	W	14-6
11/26	La Verne	L	7-13
Total			108-59

1926 3-4-1; 1-3-1 SCIAC (7TH)

Home: 3-2-1, Away: 0-2
Head Coach: C.E. Peterson

10/2	at Pomona*	L	6-20
10/9	at UCLA*	L	7-42
10/16	Redlands*	W	14-9
10/23	California Christian	W	21-16
10/30	Fresno State	L	7-28
11/6	Santa Barbara State	W	16-0
11/13	La Verne*	T	7-7
11/25	Whittier*	L	0-28
Total			78-150

1927 4-3; 2-3 SCIAC (T-5TH)

Home: 2-2, Away: 2-1
Head Coach: C.E. Peterson

10/1	California Christian	W	71-0
10/8	at Redlands*	W	32-0
10/15	Caltech*	L	13-17
10/29	Pomona*	L	12-18
11/5	at Whittier*	L	7-25
11/12	at Santa Barbara State	W	16-13
11/24	La Verne*	W	39-6
Total			190-79

1928 3-3; 2-3 SCIAC (5TH)

Home: 2-2, Away: 1-1
Head Coach: C.E. Peterson

10/13	Occidental*	L	7-20
10/27	Whittier*	W	34-12
11/3	at California Christian	W	18-13
11/10	La Verne*	W	40-0
11/17	at Pomona*	L	0-27
11/29	Caltech*	L	12-33
Total			111-105

1929 3-5; 1-5 SCIAC (6TH)

Home: 3-3, Away: 0-2
Head Coach: C.E. Peterson

9/28	California Christian	W	26-18
10/5	at Whittier*	L	7-13
10/12	at Redlands*	L	0-7
10/19	Santa Barbara State	W	7-6
11/2	Occidental*	L	0-20
11/9	La Verne*	W	35-0
11/6	Pomona*	L	0-13
11/28	Caltech*	L	6-19
Total			81-96

1930 5-4; 3-3 SCIAC (3RD)

Home: 3-4, Away: 2-0
Head Coach: W.B. Harreid

9/25	San Diego Marines JV	W	39-0
10/3	at Pomona*	W	6-0
10/11	California Christian	W	19-0
10/17	at Occidental*	W	14-7
10/25	La Verne*	W	14-6
11/1	Whittier*	L	13-19
11/8	Redlands*	L	0-6
11/15	Submarines Pacific	L	7-13
11/27	Caltech* (HC)	L	0-20
Total			112-71

1931 5-3-2; 2-2-1 SCIAC (T-4TH)

Home: 0-3-2, Away: 5-0
Head Coach: W.B. Harreid

9/19	Alumni	T	0-0
9/25	at Arizona	W	8-0
10/2	at California Christian	W	27-0
10/9	Occidental*	L	2-13
10/16	Redlands*	T	6-6
10/23	at Whittier*	W	7-0
10/31	at Pomona*	W	6-0
11/11	San Diego Marines	L	0-13
11/26	Caltech* (HC)	L	0-13
12/5	at Fresno State	W	15-0
Total			71-45

1932 3-5-1; 2-4-1 SCIAC (5TH)

Home: 2-4-1, Away: 1-1
Head Coach: W.B. Harreid

9/23	Santa Barbara State*	L	2-6
10/1	at Pomona*	W	13-0
10/8	La Verne*	L	12-15
10/22	Occidental*	T	0-0
10/28	at Redlands*	L	6-19
11/5	Whittier*	L	14-19
11/11	San Diego Marines	L	0-14
11/19	Arizona	W	13-0
11/26	Caltech* (HC)	W	20-0
Total			80-72

1933 4-4-1; 4-2-1 SCIAC (4TH)

Home: 2-2, Away: 2-2-1
Head Coach: W.B. Harreid

9/23	at UCLA	L	0-13
9/30	San Diego Marines	L	0-34
10/6	at Whittier*	T	0-0
10/14	Pomona*	W	10-0
10/20	at La Verne*	W	6-0
10/27	Redlands*	L	0-13
11/10	at Santa Barbara State*	W	6-0
11/18	at Occidental*	L	0-12
11/25	Caltech* (HC)	W	37-0
Total			59-72

1934 3-5-1; 2-1-1 SCIAC (2ND)

Home: 2-3, Away: 1-2-1
Head Coach: W.B. Harreid

9/22	at UCLA	L	0-20
9/28	at Arizona	L	0-7
10/6	Army-Nav. Academy J.C.	W	19-7
10/13	Occidental*	W	20-7
10/19	at La Verne*	T	0-0
11/3	Whittier*	L	6-26
11/10	Loyola	L	3-19
11/17	at Redlands*	W	7-6
11/29	Arizona State	L	6-14
Total			61-106

1935 3-4-1; 2-2-1 SCIAC (T-3RD)

Home: 3-2-1, Away: 0-2
Head Coach: Leo Calland

10/5	Santa Barbara State*	T	7-7
10/12	Occidental*	L	0-7
10/19	La Verne*	W	14-6
10/25	at Whittier*	L	0-13
11/9	Loyola	W	6-0
11/16	Redlands*	W	13-7
11/28	at San José State	L	9-24
12/7	Pacific	L	6-19
Total			55-83

All-Time Scores



SEVEN STRAIGHT BOWL GAME APPEARANCES ▶ 21 CONFERENCE CHAMPIONSHIPS

1936 6-1-1; 5-0 SCIAC (1ST)

Home: 4-1, Away: 2-0-1

Head Coach: Leo Calland

10/3	Occidental*	W	7-0
10/10	La Verne*	W	35-6
10/17	at Redlands*	W	27-7
10/24	San José State	W	14-6
10/31	at New Mexico State	T	7-7
11/11	San Diego Marines	L	0-14
11/21	Santa Barbara State* (HC)	W	9-8
11/28	at Whittier*	W	19-14
Total			118-62

1937 7-1; 4-1 SCIAC (1ST)

Home: 5-1, Away: 2-0

Head Coach: Leo Calland

10/2	Occidental*	W	3-0
10/9	Whittier*	W	6-0
10/16	La Verne*	W	26-0
10/23	New Mexico State	W	20-0
11/6	Redlands* (HC)	L	9-10
11/11	San Diego Marines	W	6-0
11/20	at Santa Barbara State*	W	13-0
11/25	at San José State	W	7-6
Total			90-16

1938 5-2-1; 3-2-1 SCIAC (3RD)

Home: 3-2, Away: 2-0-1

Head Coach: Leo Calland

9/24	U.S.S. New Mexico	W	29-20
10/1	Occidental*	W	8-0
10/8	at Whittier*	T	6-6
10/15	Pomona* (HC)	L	0-9
10/22	at Redlands*	W	14-7
10/29	San José State*	L	0-14
11/11	San Diego Marines	W	9-0
11/19	at Santa Barbara State*	W	16-13
Total			82-69

1939 2-7; 0-2 CCAA (4TH)

Home: 2-6, Away: 0-1

Head Coach: Leo Calland

9/21	Arizona State	L	0-20
9/29	Redlands	W	26-0
10/6	Occidental	W	10-6
10/13	at San José State*	L	0-42
10/28	Pomona (HC)	L	6-12
11/4	Whittier	L	12-23
11/11	San Diego Marines	L	6-13
11/15	Hawai'i	L	0-13
11/25	Santa Barbara State*	L	0-19
Total			60-148

1940 5-3-1; 1-1-1 CCAA (T-2ND)

Home: 3-1-1, Away: 2-2

Head Coach: Leo Calland

9/27	Pomona	W	33-3
10/4	Occidental	W	20-0
10/11	at San José State*	L	0-10
10/19	Redlands (HC)	W	20-14
10/25	Fresno State*	T	0-0
11/8	San Diego Marines	L	6-20
11/16	at Whittier	W	33-6
11/23	at Santa Barbara State*	W	9-7
12/7	at Hawai'i	L	7-33
Total			128-87

1941 6-4; 0-3 CCAA (4TH)

Home: 5-4, Away: 1-0

Head Coach: Leo Calland

9/26	Pomona	W	6-0
10/4	Occidental	W	7-6
10/10	San José State*	L	0-20
10/18	Redlands (HC)	W	12-3
10/25	Fresno State*	L	0-26
11/7	Camp Haan	L	0-6
11/14	Caltech	W	44-6
11/21	at Whittier	W	18-7
11/28	Santa Barbara State*	L	6-7
12/5	Pacific	W	12-6
Total			105-87

1942 0-6-1; CCAA (UNAVAILABLE)

Home: 0-4-1, Away: 0-2

Head Coach: John Eubank

10/3	Pomona	T	6-6
10/11	Fresno State*	L	0-66
10/17	Redlands	L	12-14
10/25	March Field Flyers	L	6-39
10/31	at Cal Poly SLO	L	13-32
11/8	at San José State*	L	0-26
11/14	Whittier (HC)	L	13-28
Total			50-211

1943-44

No team due to World War II

Head Coach: John Eubank

1945 2-5; CCAA (UNAVAILABLE)

Home: 1-1, Away: 1-4

Head Coach: Bob Breitbart

9/29	at Redlands	L	6-7
10/6	Caltech*	L	20-32
10/20	at Arizona	L	0-46
10/27	at Fresno State	W	7-0
11/3	Pomona* (HC)	W	26-6
11/11	at Nevada	L	6-44
11/17	at Arizona	L	0-28
Total			65-163

1946 6-4; 2-3 CCAA (5TH)

Home: 3-3, Away: 3-1

Head Coach: Bill Terry

9/28	Pomona	W	34-0
10/5	Cal Poly SLO*	L	13-21
10/12	at Whittier	W	35-7
10/19	Nevada	L	0-26
10/26	Fresno State*	W	7-0
11/2	Occidental (HC)	W	21-12
11/8	at Loyola	W	20-7
11/16	San José State*	L	0-6
11/23	at UC Santa Barbara*	W	9-7
11/30	at Pacific*	L	13-19
Total			152-105

1947 7-3-1; 2-2-1 CCAA (4TH)

Home: 6-1, Away: 1-1-1, Neutral: 0-1

Head Coach: Bill Schutte

9/19	at Utah State	W	24-19
10/4	Cal Poly SLO*	W	56-13
10/11	at Pacific*	L	0-13
10/18	Occidental	W	14-0
10/25	San José State*	L	7-32
11/1	at Fresno State*	T	7-7
11/8	Loyola	W	13-12
11/15	Whittier (HC)	W	19-0
11/22	Brigham Young	W	32-7

11/29	UC Santa Barbara*	W	19-0
1948 HARBOR BOWL (Balboa Stadium; San Diego, Calif.)			
1/1	Hardin-Simmons	L	0-53
Total			191-156

1948 4-7; 1-4 CCAA (T-5TH)

Home: 3-3, Away: 1-4

Head Coach: Bill Schutte

9/18	at Brigham Young	L	6-14
9/25	at Arizona	L	6-14
10/2	Redlands	W	38-7
10/9	Pacific*	L	14-41
10/16	Pepperdine	W	7-6
10/30	Loyola	L	6-20
11/6	Fresno State*	L	6-7
11/12	at San José State*	L	13-21
11/20	at Cal Poly SLO*	W	28-14
11/27	at UC Santa Barbara*	L	6-27
12/4	Utah State (HC)	W	28-19
Total			158-190

1949 6-3; 3-1 CCAA (2ND)

Home: 4-3, Away: 2-0

Head Coach: Bill Schutte

10/1	at Pepperdine	W	9-7
10/8	Pomona	W	33-13
10/15	New Mexico State	W	39-18
10/22	Pacific	L	14-62
10/29	Loyola	L	20-34
11/5	at Fresno State*	W	18-7
11/12	San José State*	L	0-40
11/19	Cal Poly SLO**	W	40-19
11/24	Santa Barbara* (HC)	W	22-0
Total			195-200

1950 5-3-1; 3-0-1 CCAA (1ST)

Home: 2-1-1, Away: 3-2

Head Coach: Bill Schutte

9/20	at Hawai'i	W	49-27
9/29	at San José State	L	0-26
10/7	San Diego Marines	L	14-28
10/14	Pepperdine*	W	28-14
10/21	Fresno State*	T	20-20
10/28	Pomona (HC)	W	49-20
11/4	at Arizona State	L	13-31
11/18	at Cal Poly*	W	12-8
11/25	at Santa Barbara*	W	28-12
Total			212-186

1951 10-0-1; 4-0 CCAA (1ST)

Home: 5-0-1, Away: 5-0

Head Coach: Bill Schutte

9/21	at San Francisco State	W	32-14
9/29	Submarines Pacific	W	37-21
10/6	Cal Poly SLO*	W	32-13
10/13	San Diego Marines	W	34-18
10/20	Arizona State (HC)	T	27-27
10/27	Cal State L.A.*	W	64-0
11/3	at Fresno State	W	13-7
11/10	at Redlands	W	46-14
11/16	at Pepperdine*	W	27-6
11/22	UC Santa Barbara*	W	40-0

1951 PINEAPPLE BOWL (Honolulu, Hawaii)

1/1	at Hawai'i	W	34-13
Total			386-134

1952 4-5; 2-2 CCAA (3RD)

Home: 4-3, Away: 0-2

Head Coach: Bill Schutte

9/27	San José State	L	6-47
------	----------------	---	------

All-Time Scores



SEVEN STRAIGHT BOWL GAME APPEARANCES ▶ 21 CONFERENCE CHAMPIONSHIPS

ALL-TIME SCORES < HISTORY

10/4	at Cal Poly SLO*	L	18-20
10/11	Pepperdine*	W	33-13
10/18	Redlands	W	27-12
10/25	Cal State L.A.*	W	41-26
11/1	Fresno State	L	33-49
11/8	San Francisco State	W	39-28
11/17	San Diego Marines (HC)	L	21-51
11/21	at UC Santa Barbara*	L	20-21
Total			238-267

1953 5-3-1; 3-1-1 CCAA (2ND)

Home: 3-2, Away: 2-1-1

Head Coach: Bill Schutte

9/26	Hawaii	W	40-7
10/3	Cal Poly SLO*	L	12-33
10/10	at Pepperdine*	W	6-0
10/17	at New Mexico	L	12-41
10/23	at Cal State L.A.*	W	40-13
10/31	at Fresno State*	T	27-27
11/7	Occidental (HC)	W	14-7
11/14	San Diego Marines	L	7-14
11/21	UC Santa Barbara*	W	72-0
Total			230-142

1954 5-4; 2-2 CCAA (2ND)

Home: 4-2, Away: 1-2

Head Coach: Bill Schutte

9/25	New Mexico	L	7-28
10/2	at Cal Poly SLO*	L	14-26
10/8	at San Francisco State	L	10-12
10/16	San Diego Marines	W	14-0
10/23	Cal State L.A.* (HC)	W	38-0
10/30	Fresno State*	L	0-20
11/13	Pepperdine	W	20-12
11/20	at UC Santa Barbara*	W	33-14
11/27	Whittier	W	41-28
Total			177-140

1955 2-8; 1-1 CCAA (UNAVAILABLE)

Home: 2-3, Away: 0-5

Head Coach: Bill Schutte

9/25	at Pepperdine	L	0-21
10/1	Cal Poly SLO*	L	6-12
10/8	at Pomona	L	20-28
10/15	Arizona State	L	0-46
10/22	San Diego NTC	W	14-12
10/29	San Francisco State (HC)	W	7-6
11/5	at Fresno State*	L	6-20
11/12	at New Mexico State	L	6-26
11/19	San Diego Marines	L	0-32
11/26	at Whittier	L	6-28
Total			65-231

1956 4-3-2; 2-1 CCAA (T-2ND)

Home: 1-1-2, Away: 3-2

Head Coach: Paul Governali

9/29	Pepperdine	W	27-7
10/5	at San Francisco State	W	26-6
10/13	at Cal Poly SLO*	W	7-6
10/20	San José State	T	27-27
10/27	San Diego Marines	T	19-19
11/3	at Arizona State	L	0-61
11/10	at UC Santa Barbara*	W	30-7
11/17	Fresno State*	L	7-50
11/24	at New Mexico	L	6-34
Total			149-217

1957 2-7; 0-2 CCAA (5TH)

Home: 1-4, Away: 1-3

Head Coach: Paul Governali

9/21	Pacific*	L	6-32
9/28	San Francisco State	W	14-13
10/5	at La Verne	W	38-0
10/12	San Diego Marines	L	7-20
10/19	at San José State	L	0-46
10/26	Arizona State	L	0-66
11/2	at Fresno State*	L	0-27
11/9	Hawaii Marines	L	0-25
11/15	at Pepperdine	L	12-14
Total			77-243

1958 3-5; 2-3 CCAA (4TH)

Home: 2-3, Away: 1-2

Head Coach: Paul Governali

9/20	at UC Santa Barbara*	L	0-25
9/27	Pepperdine	W	6-0
10/3	at Long Beach State	W	20-12
10/18	Cal State L.A.*	W	7-0
11/1	Fresno State* (HC)	L	20-22
11/8	San Diego Marines	L	0-25
11/15	at Cal Poly SLO*	L	14-48
11/22	Pacific*	L	17-68
Total			84-200

1959 1-6-1; 0-5 CCAA (6TH)

Home: 0-4, Away: 1-2-1

Head Coach: Paul Governali

9/26	Cal State L.A.*	L	3-21
10/3	Cal Poly SLO*	L	6-13
10/10	at Long Beach State*	L	6-14
10/17	at Redlands	W	19-15
10/31	at Fresno State*	L	13-38
11/7	UC Santa Barbara* (HC)	L	7-29
11/14	at Pepperdine	T	14-14
11/21	San Diego Marines	L	6-64
Total			74-108

1960 1-6-1; 0-5 CCAA (6TH)

Home: 1-3-1, Away: 0-3

Head Coach: Paul Governali

9/24	Cal State L.A.*	L	14-24
10/1	at Cal Poly SLO*	L	6-34
10/8	at Long Beach State*	L	0-28
10/15	Redlands	T	0-0
10/22	at UC Santa Barbara*	L	6-8
10/29	Fresno State* (HC)	L	0-60
11/5	Pepperdine	W	27-20
11/12	San Diego Marines	L	0-33
Total			53-207

1961 7-2-1; 2-2-1 CCAA (4TH)

Home: 5-1, Away: 2-1-1

Head Coach: Don Coryell

9/23	at Cal State L.A.*	T	13-13
9/30	Cal Poly SLO*	W	9-6
10/7	Long Beach State*	L	15-17
10/14	at Redlands	W	32-20
10/21	UC Santa Barbara* (HC)	W	21-6
10/28	at Fresno State*	L	6-27
11/4	at Pepperdine	W	21-6
11/11	Cal Western	W	54-34
11/18	Univ. of San Diego	W	42-12
11/27	San Diego Marines	W	18-13
Total			231-154

1962 8-2; 6-0 CCAA (1ST)

Home: 5-2, Away: 3-0

Head Coach: Don Coryell

9/15	Cal Poly Pomona	L	6-13
9/22	Cal State L.A.*	W	26-14
9/29	at Cal Poly SLO*	W	35-14
10/6	at Long Beach State*	W	36-8
10/13	Redlands	W	39-0
10/19	at UC Santa Barbara*	W	46-8
10/27	Fresno State*	W	29-26
11/3	Cal State Northridge*	W	39-0
11/10	Pacific (HC)	W	32-18
11/17	San Diego Marines	L	6-34
Total			294-135

1963 7-2; 4-1 CCAA (1ST)

Home: 4-1, Away: 3-1

Head Coach: Don Coryell

9/28	Cal Poly Pomona	W	42-7
10/5	Cal Poly SLO*	W	69-0
10/12	Long Beach State*	W	33-8
10/19	at Cal State L.A.*	L	30-43
10/26	UC Santa Barbara (HC)	W	42-14
11/2	at Fresno State*	W	34-6
11/9	at Pacific	W	34-18
11/16	at Cal State Northridge*	W	21-6
11/30	San Diego Marines	L	12-16
Total			317-118

1964 8-2; 4-1 CCAA (2ND)

Home: 4-1, Away: 4-1

Head Coach: Don Coryell

9/19	at Cal Poly Pomona	W	53-8
9/26	San Francisco State	W	54-0
10/3	at Cal Poly SLO*	W	59-7
10/10	at Long Beach State*	W	45-8
10/17	Cal State L.A.*	L	0-7
10/24	at UC Santa Barbara	W	50-9
10/31	Fresno State*	W	44-6
11/14	Cal State Northridge* (HC)	W	53-0
11/21	Cal Western	W	50-6
11/28	at San José State	L	15-20
Total			423-71

1965 8-2; 3-2 CCAA (3RD)

Home: 5-1, Away: 3-1

Head Coach: Don Coryell

9/18	Pacific	W	46-6
9/25	Akron	W	41-0
10/2	Cal Poly SLO*	W	41-0
10/9	Long Beach State*	L	32-35
10/16	at Cal State L.A.*	L	12-26
10/23	Cal Poly Pomona (HC)	W	41-13
10/30	at Fresno State*	W	26-7
11/13	at Cal State Northridge*	W	50-0
11/20	at Northern Arizona	W	20-0
11/27	Cal Western	W	44-0
Total			353-87

1966 11-0; 5-0 CCAA (1ST)

Home: 6-0, Away: 4-0, Neutral 1-0

Head Coach: Don Coryell

9/17	Mexico Polytechnic	W	45-0
9/24	at Weber State	W	38-34
10/1	at Cal Poly SLO*	W	14-13
10/8	at Long Beach State*	W	21-18
10/19	at San José State	W	25-0
10/29	Fresno State*	W	34-13
11/5	North Dakota State	W	36-0
11/12	Cal State Northridge*	W	21-0

All-Time Scores



SEVEN STRAIGHT BOWL GAME APPEARANCES ▶ 21 CONFERENCE CHAMPIONSHIPS

11/19	Northern Arizona (HC)	W	16-8
11/26	Cal State L.A.*	W	39-12
1966 CAMELLIA BOWL (Hughes Stadium, Sacramento, Calif.)			
12/10	vs. Montana State	W	28-7
Total			317-105

1967 10-1; 5-0 CCAA (1ST)

Home: 5-1, **Away:** 4-0, **Neutral:** 1-0
Head Coach: Don Coryell

9/15	Tennessee State	W	16-8
9/23	Weber State	W	58-12
9/30	Cal Poly SLO*	W	26-20
10/7	Long Beach State*	W	20-7
10/14	at Cal State L.A.*	W	28-0
10/21	at Northern Illinois	W	47-6
10/28	at Fresno State*	W	28-21
11/11	at Cal State Northridge*	W	30-21
11/18	Montana State (HC)	W	14-3
11/25	Utah State	L	25-31
1967 CAMELLIA BOWL (Hughes Stadium, Sacramento, Calif.)			
12/9	vs. San Francisco State	W	27-6
Total			319-135

1968 9-0-1; INDEPENDENT

Home: 8-0-1, **Away:** 1-0
Head Coach: Don Coryell

9/14	Texas-Arlington	W	23-18
9/20	Northern Illinois	W	40-21
9/28	at Montana State	W	34-22
10/12	Texas Southern	W	42-23
10/19	Cal State L.A.	W	37-14
10/26	San José State (HC)	W	48-6
11/2	Fresno State	W	42-12
11/9	Southern Mississippi	W	68-7
11/23	Tennessee State	T	13-13
11/30	Utah State	W	30-19
Total			377-155

1969 11-0; 6-0 PCAA (1ST)

Final National Ranking: 18 (UPI)
Home: 6-0, **Away:** 4-0, **Neutral:** 1-0
Head Coach: Don Coryell

9/27	Cal State L.A.*	W	49-0
10/4	at San José State*	W	55-21
10/11	at West Texas State	W	24-14
10/18	at Texas-Arlington	W	27-10
10/25	UC Santa Barbara*	W	55-13
11/1	at Fresno State*	W	48-20
11/8	Pacific*	W	58-32
11/15	New Mexico State	W	70-21
11/22	North Texas State (HC)	W	42-24
11/29	(-/18) Long Beach State*	W	36-32
1969 PASADENA BOWL (Rose Bowl, Pasadena, Calif.)			
12/6	(-/19) vs. Boston U.	W	28-7
Total			492-194

1970 9-2; 5-1 PCAA (1ST)

Home: 6-2, **Away:** 3-0
Head Coach: Don Coryell

9/12	at Northern Illinois	W	35-3
9/19	at Northern Texas State	W	23-0
9/26	Cal State L.A.*	W	35-0
10/3	(-/20) Brigham Young	W	31-11
10/10	(-/20) Southern Mississippi	W	41-14
10/17	(-/19) San José State*	W	32-6
10/31	(14/14) Fresno State*	W	56-14
11/7	(14/14) at Pacific*	W	14-13
11/14	(14/17) UC Santa Barbara*	W	65-7
11/20	(14/14) Long Beach State*	L	11-27
11/28	(-/19) Iowa State	L	22-28
Total			364-123

1971 6-5; 2-3 PCAA (T-4TH)

Home: 5-2, **Away:** 1-3
Head Coach: Don Coryell

9/25	at Southern Mississippi	L	0-10
10/2	Northern Illinois	W	30-10
10/9	Pacific*	W	14-7
10/16	at UC Santa Barbara*	W	27-23
10/22	Utah State	W	36-20
10/30	at Fresno State*	L	10-17
11/6	at San José State*	L	7-45
11/13	Long Beach State* (HC)	L	7-12
11/20	Arizona	W	39-10
11/27	Iowa State	L	31-48
12/4	North Texas State	W	44-28
Total			245-230

1972 10-1; 4-0 PCAA (1ST)

Final National Ranking: 20 (UPI)
Home: 7-0, **Away:** 3-1
Head Coach: Don Coryell

9/8	Oregon State	W	17-8
9/23	at North Texas State	W	25-0
9/30	at Kent State	W	14-0
10/7	San José State*	W	23-12
10/14	at Houston	L	14-49
10/21	Bowling Green	W	35-19
10/28	Fresno State*	W	21-14
11/4	West Texas State	W	37-6
11/11	Pacific*	W	20-7
11/25	at Long Beach State*	W	33-14
12/2	Iowa State	W	27-14
Total			266-143

1973 9-1-1; 3-0-1 PCAA (1ST)

Final National Ranking: 19 (UPI)
Home: 6-1, **Away:** 3-0-1
Head Coach: Claude Gilbert

9/22	at Utah State	W	35-7
9/30	Kent State	W	17-9
10/6	Houston (13)	L	9-14
10/13	New Mexico State	W	27-0
10/20	at Pacific*	W	13-10
10/27	Florida State	W	38-17
11/3	at San José State*	T	27-27
11/10	Long Beach State*	W	17-2
11/17	at Fresno State*	W	41-6
11/24	North Texas State	W	56-9
12/1	Iowa State	W	41-28
Total			321-129

1974 8-2-1; 4-0 PCAA (1ST)

Final National Ranking: 19 (UPI)
Home: 6-0-1, **Away:** 2-2
Head Coach: Claude Gilbert

9/14	at Arizona	L	10-17
9/21	Tampa	W	28-25
9/28	at UTEP	W	26-12
10/12	at Fresno State*	W	24-21
10/19	San José State* (HC)	W	40-14
10/26	Long Beach State*	W	27-17
11/2	(20/-) at North Texas State	L	9-14
11/9	Pacific*	W	37-9
11/16	New Mexico State	W	35-14
11/23	Bowling Green	T	21-21
11/30	Utah State	W	34-6
Total			291-170

1975 8-3; 3-2 PCAA (3RD)

Home: 4-2, **Away:** 4-1
Head Coach: Claude Gilbert

9/6	UTEP	W	31-10
9/13	at Oregon State	W	25-0
9/20	(-/20) North Texas State	W	30-12
9/27	(-/16) at Utah State	W	19-10
10/4	(-/18) Cal State Fullerton*	W	59-14
10/11	(-/19) at Fresno State*	W	29-0
10/18	(-/18) New Mexico State	W	48-3
11/1	(18/17) at Pacific*	W	31-13
11/8	(13/12) Arizona	L	24-31
11/15	at San José State*	L	7-31
11/22	Long Beach State*	L	17-21
Total			320-145

1976 10-1; INDEPENDENT

Home: 7-1, **Away:** 3-0
Head Coach: Claude Gilbert

9/12	Arkansas State	W	24-14
9/18	Fresno State	W	7-3
9/25	at Bowling Green	W	27-15
10/2	Brigham Young	L	0-8
10/16	Pacific	W	21-15
10/23	Cal State Fullerton	W	27-14
10/30	at UTEP	W	27-16
11/6	San José State (HC)	W	30-17
11/13	Utah State	W	7-6
11/20	at Long Beach State	W	10-3
11/27	New Mexico	W	17-14
Total			197-125

1977 10-1; INDEPENDENT

Final National Ranking: 16 (AP), 19 (UPI)
Home: 7-0, **Away:** 3-1
Head Coach: Claude Gilbert

9/10	Cal State Fullerton	W	34-17
10/17	at Arizona	W	21-14
10/1	Utah State	W	19-0
10/8	at Fresno State	L	14-34
10/15	UTEP	W	49-7
10/22	UNLV	W	31-7
10/29	Tulsa (HC)	W	41-7
11/5	at Pacific	W	29-7
11/12	Long Beach State	W	33-22
11/19	Florida State (13)	W	41-16
11/26	(16/-) at San José State	W	37-34
Total			349-165

1978 4-7; 2-4 WESTERN ATHLETIC (6TH)

Home: 4-1, **Away:** 0-6
Head Coach: Claude Gilbert

9/16	at Iowa State (19)	L	13-14
9/23	at UTEP*	L	24-31
10/7	Fresno State	W	31-14
10/14	at Wyoming*	L	22-31
10/21	Pacific	W	31-28
10/28	at Long Beach State	L	25-27
11/4	Colorado State (HC)*	W	34-31
11/11	at Brigham Young*	L	3-21
11/18	at Miami	L	14-16
11/25	New Mexico*	W	27-24
12/2	Utah*	L	18-20
Total			242-257

All-Time Scores



SEVEN STRAIGHT BOWL GAME APPEARANCES ▶ 21 CONFERENCE CHAMPIONSHIPS

ALL-TIME SCORES < HISTORY
AZTEC FOOTBALL MEDIA GUIDE

1979 8-3; 4-2 WESTERN ATHLETIC (T-2ND)

Home: 5-1, Away: 3-2
Head Coach: Claude Gilbert

9/8	at Missouri	L	15-45
9/22	at Fresno State	W	32-23
9/29	Wisconsin	W	24-17
10/6	at New Mexico*	W	35-7
10/13	Miami	W	31-20
10/20	at Colorado State*	L	3-37
10/27	at Utah*	W	17-13
11/3	Wyoming (HC)*	W	31-21
11/10	Arizona	W	42-10
11/17	UTEP*	W	42-20
11/24	Brigham Young (10)*	L	14-63
Total			286-276

1980 4-8; 4-4 WESTERN ATHLETIC (4TH)

Home: 2-4, Away: 2-4
Head Coach: Claude Gilbert

9/13	at Brigham Young*	L	11-35
9/20	at Air Force*	W	13-10
9/27	Missouri (12)	L	7-31
10/4	at Wisconsin	L	12-35
10/11	UNLV	L	17-28
10/18	Colorado State*	L	7-26
10/25	at Wyoming*	L	9-34
11/1	Oklahoma State (HC)	L	6-15
11/8	at Hawaii*	L	6-31
11/15	at UTEP*	W	28-7
11/22	New Mexico*	W	24-22
11/29	Utah*	W	21-20
Total			161-294

1981 6-5; 3-5 WESTERN ATHLETIC (6TH)

Home: 2-3, Away: 4-1, Neutral: 0-1
Head Coach: Doug Scovill

9/12	at Colorado State*	W	30-14
9/26	at Oklahoma State	W	23-16
10/3	at New Mexico*	W	17-15
10/10	Iowa State (12)	W	52-31
10/17	Brigham Young*	L	7-27
10/24	Hawaii*	L	10-28
10/31	at Utah*	L	14-17
11/7	Wyoming* (HC)	L	13-24
11/14	at UNLV	W	38-20
11/21	UTEP*	W	59-14
1981 MIRAGE BOWL (Japan, regular season game)			
11/29	vs. Air Force*	L	16-21
Total			279-227

1982 7-5; 4-3 WESTERN ATHLETIC (T-3RD)

Home: 5-1, Away: 2-4
Head Coach: Doug Scovill

9/11	at Air Force*	L	32-44
9/18	at California	L	0-28
9/25	UNLV	W	26-23
10/2	at Washington (1)	L	25-46
10/9	at Wyoming*	W	24-21
10/16	New Mexico*	L	17-22
10/23	Long Beach State (HC)	W	51-17
10/30	Utah*	W	21-17
11/6	at Hawaii*	W	31-28
11/13	at Brigham Young*	L	8-58
11/20	Colorado State*	W	38-10
11/27	Oklahoma State	W	35-6
Total			308-320

1983 2-9-1; 1-6-1 WESTERN ATHLETIC (8TH)

Home: 1-4, Away: 1-5-1
Head Coach: Doug Scovill

9/3	at Tulsa	L	9-34
9/10	California	W	28-14
9/17	at Utah*	L	24-27
9/24	at UTEP*	W	21-33
10/1	at Hawaii*	T	27-27
10/8	Long Beach State	L	13-20
10/15	at Colorado State*	L	15-17
10/22	Brigham Young*	L	12-47
10/27	at UNLV	L	10-28
11/12	Wyoming* (HC)	L	21-33
11/19	at New Mexico*	L	14-34
12/3	Air Force* (18)	L	7-38
Total			221-352

1984 4-7-1; 4-3-1 WESTERN ATHLETIC (T-4TH)

Home: 3-3-1, Away: 1-4
Head Coach: Doug Scovill

9/1	at Air Force*	L	16-34
9/9	UCLA (4)	L	15-18
9/15	UTEP*	W	51-2
9/24	at Oklahoma State (12)	L	16-19
10/6	at Wyoming*	W	21-0
10/13	Utah*	T	24-24
10/20	Colorado State* (HC)	W	41-24
10/27	at Hawaii*	L	10-16
11/3	UNLV	L	14-30
11/10	at Brigham Young* (4)	L	3-34
11/17	New Mexico*	W	37-31
11/24	Long Beach State	L	17-18
Total			265-250

1985 5-6-1; 3-4-1 WESTERN ATHLETIC (6TH)

Home: 5-2, Away: 0-4-1
Head Coach: Doug Scovill

9/14	Long Beach State	W	34-14
9/21	at UCLA (12)	L	16-34
9/28	Colorado State*	W	48-23
10/5	Stanford	W	41-22
10/12	at Brigham Young* (11)	L	0-28
10/19	Utah* (HC)	L	37-39
10/26	Oregon	L	37-49
11/2	at Air Force* (7)	L	10-31
11/9	at Wyoming*	L	20-41
11/16	UTEP*	W	34-6
11/23	New Mexico*	W	55-20
11/30	at Hawaii*	T	10-10
Total			342-317

1986 8-4; 7-1 WESTERN ATHLETIC (1ST)

Final National Ranking: 25 (CNN/USA Today)
Home: 4-3, Away: 4-1
Head Coach: Denny Stolz

9/6	Long Beach State	W	27-24
9/13	at Utah*	W	37-30
9/20	UCLA (19)	L	14-45
9/27	at New Mexico*	W	38-34
10/4	at Stanford (20)	L	10-17
10/18	at UTEP*	W	15-10
10/25	Air Force* (HC)	L	10-22
11/1	at Colorado State*	W	27-26
11/15	Wyoming*	W	31-24
11/22	Hawaii*	W	35-5
11/29	Brigham Young*	W	10-3
1986 HOLIDAY BOWL (Jack Murphy Stadium; San Diego, Calif.)			
12/30	Iowa (16)	L	38-39
Total			292-279

The Holiday Bowl is considered a home game for SDSU per the NCAA.

1987 5-7; 4-4 WESTERN ATHLETIC (5TH)

Home: 4-2, Away: 1-5
Head Coach: Denny Stolz

9/5	at UCLA (3)	L	14-47
9/12	Utah*	W	52-34
9/19	at Air Force*	L	7-49
9/26	at Oregon	L	20-25
10/3	at Wyoming*	L	10-52
10/10	UTEP*	L	33-34
10/17	Stanford	L	40-44
10/24	Long Beach State (HC)	W	52-42
10/31	at Hawaii*	W	29-21
11/7	at Brigham Young*	L	21-38
11/14	Colorado State*	W	26-12
11/21	New Mexico*	W	53-30
Total			357-428

1988 3-8; 3-5 WESTERN ATHLETIC (T-6TH)

Home: 2-3, Away: 1-5
Head Coach: Denny Stolz

9/3	at UCLA (5)	L	6-59
9/11	Air Force*	W	39-36
9/17	at Stanford	L	10-31
10/1	Oregon (20)	L	13-34
10/8	Wyoming*	L	27-55
10/15	Hawaii* (HC)	L	30-32
10/22	at Colorado State*	L	7-13
10/29	at Utah*	L	20-41
11/5	Brigham Young* (20)	W	27-15
11/12	at UTEP*	L	7-58
11/19	at New Mexico*	W	18-10
Total			204-384

1989 6-5-1; 4-3 WESTERN ATHLETIC (T-5TH)

Home: 4-2-1, Away: 2-3
Head Coach: Al Luginbill

9/2	at Air Force*	L	36-52
9/16	UCLA (20)	L	25-28
9/23	Cal State Fullerton	T	41-41
9/30	at Utah*	W	38-27
10/7	at Hawaii* (20)	L	24-31
10/14	Long Beach State	W	30-26
10/21	Pacific (HC)	W	35-7
10/28	at UTEP*	W	34-31
11/4	New Mexico*	W	45-28
11/11	Wyoming*	W	27-17
11/18	at Miami (7)	L	6-42
11/25	Brigham Young* (21)	L	27-48
Total			368-372

1990 6-5; 5-2 WESTERN ATHLETIC (3RD)

Home: 5-1, Away: 1-4
Head Coach: Al Luginbill

9/8	at Oregon	L	21-42
9/15	Long Beach State	W	38-20
9/22	at Brigham Young* (4)	L	34-62
9/29	Air Force*	W	48-18
10/6	at Wyoming*	L	51-52
10/13	at UCLA	L	31-45
11/3	Utah* (HC)	W	66-14
11/10	Hawaii*	W	44-38
11/17	at New Mexico*	W	40-34
11/24	UTEP*	W	53-31
12/1	Miami (2)	L	28-30
Total			459-386

(##) in front of opponent is SDSU's national rank (AP/Coaches) at game time. (#) following opponent is opponent's national rank (AP).

All-Time Scores



SEVEN STRAIGHT BOWL GAME APPEARANCES ► 21 CONFERENCE CHAMPIONSHIPS

1991 ► 8-4-1 OVERALL ► 6-1-1 WESTERN ATHLETIC (2ND) ► HOME: 5-1-1; AWAY: 3-2; NEUTRAL: 0-1

COACH: AL LUGINBILL

Date	Opponent	Result	Score	AP Coach		FD - FD	Total			Passing			Rushing			Temp	Att.	Misc	Television
				Rk	Rk		Yds - Yds	TOs - TOs	Yds - Yds	TDs - TDs	Yds - Yds	TDs - TDs	Yds - Yds	TDs - TDs					
S.8	LONG BEACH STATE	W	49 - 13			24 - 16	518 - 223	4 - 3	335 - 186	1 - 2	183 - 37	4 - 0	68	26,749	N	Prime Ticket			
S.14	PACIFIC	W	55 - 34			34 - 31	699 - 155	3 - 2	269 - 399	2 - 0	430 - 155	7 - 3	65	24,408	N	Prime Ticket			
S.21	at Air Force*	L	20 - 21			16 - 17	218 - 321	1 - 2	94 - 93	1 - 0	124 - 228	2 - 3	72	43,011	D	Prime Ticket			
S.26	UCLA	L	12 - 37			19 - 34	322 - 644	4 - 2	182 - 382	1 - 3	140 - 262	1 - 2	78	37,333	D	ESPN			
O.5	at Hawaii**	W	47 - 21			24 - 15	578 - 233	1 - 1	273 - 76	0 - 0	305 - 157	6 - 3	81	38,259	N	Prime Ticket			
O.12	NEW MEXICO*	W	38 - 24			20 - 24	459 - 404	7 - 4	205 - 342	1 - 2	254 - 62	4 - 0	72	21,338	N	Prime Ticket			
O.19	at UTEP*	W	28 - 21			26 - 15	469 - 383	1 - 0	296 - 173	2 - 2	173 - 210	2 - 1	76	25,342	N	Prime Ticket			
O.26	at Utah*	W	24 - 21			29 - 17	471 - 381	1 - 0	308 - 316	3 - 2	163 - 65	0 - 1	58	25,657	D	ABC (r)			
N.2	WYOMING*	W	24 - 22			17 - 19	415 - 514	1 - 2	241 - 403	2 - 1	174 - 111	0 - 2	65	35,961	N, HC	Prime Ticket			
N.9	COLORADO STATE*	W	42 - 32			24 - 22	468 - 430	0 - 2	279 - 189	4 - 1	189 - 241	2 - 3	62	30,163	N	Prime Ticket			
N.16	BRIGHAM YOUNG*	T	52 - 52			30 - 37	695 - 767	2 - 3	568 - 599	5 - 6	127 - 168	2 - 1	57	56,737	N	ESPN			
N.30	at Miami	L	12 - 39	1	1	28 - 19	427 - 579	4 - 2	213 - 485	1 - 4	214 - 94	0 - 0	78	56,721	N	ESPN			
1991 FREEDOM BOWL (Anaheim Stadium; Anaheim, Calif.)																			
D.30	vs. Tulsa	L	17 - 28	23	-	21 - 23	353 - 378	2 - 1	164 - 122	0 - 0	189 - 256	2 - 4	58	34,217	N	Raycom			

1992 ► 5-5-1 OVERALL ► 5-3 WESTERN ATHLETIC (4TH) ► HOME: 2-3-1; AWAY: 3-2

COACH: AL LUGINBILL

Date	Opponent	Result	Score	AP Coach		FD - FD	Total			Passing			Rushing			Temp	Att.	Misc	Television
				Rk	Rk		Yds - Yds	TOs - TOs	Yds - Yds	TDs - TDs	Yds - Yds	TDs - TDs	Yds - Yds	TDs - TDs					
RALPHS HOLIDAY CLASSIC (Jack Murphy Stadium; San Diego, Calif.)																			
S.5	Southern California	T	31 - 31			20 - 20	391 - 443	1 - 2	162 - 278	1 - 4	229 - 165	3 - 0	52,168	D	ABC (r)				
S.10	at Brigham Young*	W	45 - 38			17 - 27	446 - 561	1 - 2	136 - 380	2 - 5	310 - 181	3 - 0	65,261	N	ESPN				
S.26	(21) at UCLA	L	7 - 35	11		11 - 28	264 - 471	3 - 4	142 - 141	0 - 2	141 - 346	1 - 3	51,101	D	ABC (r)				
O.3	at New Mexico*	W	49 - 21			32 - 10	597 - 259	2 - 2	317 - 155	3 - 2	280 - 104	4 - 1	23,186	N					
O.17	UTEP*	W	49 - 27			23 - 24	594 - 394	0 - 2	372 - 244	4 - 2	222 - 150	2 - 1	49,446	N, HC					
O.24	AIR FORCE*	L	17 - 20			19 - 13	327 - 294	1 - 3	189 - 70	2 - 0	167 - 247	0 - 2	36,892	N	ESPN				
O.31	at Colorado State*	W	20 - 13			21 - 24	391 - 387	0 - 1	299 - 107	2 - 0	92 - 280	0 - 2	16,310	D	Prime Ticket				
N.7	at Wyoming*	L	6 - 17			20 - 19	336 - 405	3 - 5	197 - 266	0 - 1	139 - 139	0 - 1	19,140	D	ABC (r)				
N.14	HAWAII**	W	52 - 28	23		30 - 13	675 - 317	2 - 0	354 - 127	3 - 0	330 - 190	4 - 3	50,021	N	Prime Ticket				
N.21	FRESNO STATE*	L	41 - 45			22 - 24	530 - 520	2 - 1	387 - 268	3 - 2	143 - 252	1 - 3	41,523	D	ABC (r)				
N.28	MIAMI	L	17 - 63	1		15 - 27	225 - 581	3 - 0	218 - 518	2 - 2	7 - 174	3 - 0	52,108	D	ESPN				

(21) prior to UCLA indicates SDSU AP national ranking at game time. The Ralphs Holiday Classic is considered a home game for San Diego State per the NCAA.

1993 ► 6-6 OVERALL ► 4-4 WESTERN ATHLETIC (T-6TH) ► HOME: 4-3; AWAY: 2-3

COACH: AL LUGINBILL

Date	Opponent	Result	Score	AP Coach		FD - FD	Total			Passing			Rushing			Temp	Att.	Misc	Television
				Rk	Rk		Yds - Yds	TOs - TOs	Yds - Yds	TDs - TDs	Yds - Yds	TDs - TDs	Yds - Yds	TDs - TDs					
S.4	CAL ST. NORTHRIDGE	W	34 - 17			29 - 9	413 - 285	3 - 1	174 - 205	0 - 1	239 - 80	4 - 1	72	40,872	N				
S.11	at California	L	25 - 45	21		18 - 19	364 - 519	3 - 3	323 - 335	3 - 4	41 - 184	1 - 2	71	42,000	D	Prime Ticket			
S.18	at Air Force*	W	38 - 31			31 - 22	537 - 395	2 - 2	423 - 46	2 - 0	114 - 349	3 - 3	54	40,086	D	ABC (r)			
S.25	MINNESOTA	W	48 - 17			28 - 17	457 - 305	2 - 3	375 - 205	4 - 2	82 - 100	1 - 0	70	41,487	N	Prime Ticket			
S.30	UCLA	L	13 - 52			23 - 22	380 - 521	3 - 1	350 - 252	1 - 4	30 - 269	1 - 3	80	44,669	D	ESPN			
O.9	at Hawaii**	W	45 - 14			24 - 15	493 - 281	1 - 4	259 - 123	1 - 0	234 - 158	4 - 2	81	45,641	N	Prime Ticket			
O.16	COLORADO STATE*	W	30 - 3			27 - 11	471 - 168	2 - 1	334 - 99	3 - 0	137 - 69	0 - 0	62	32,335	N				
O.23	NEW MEXICO*	W	20 - 17			24 - 15	417 - 314	1 - 1	251 - 231	1 - 1	166 - 83	1 - 1	68	39,260	N, HC				
O.30	at Utah*	L	41 - 45			31 - 25	621 - 592	2 - 0	419 - 389	4 - 3	202 - 203	2 - 3	45	23,025	D	Prime Ticket			
N.11	BRIGHAM YOUNG*	L	44 - 45			21 - 20	495 - 543	3 - 1	265 - 417	4 - 5	230 - 126	2 - 1	57	40,137	D	ESPN			
N.20	at Fresno State*	L	37 - 63			22 - 34	487 - 696	2 - 1	449 - 272	4 - 3	38 - 424	1 - 6	56	41,031	D				
N.27	WYOMING*	L	38 - 43			27 - 27	451 - 518	1 - 2	214 - 341	1 - 3	237 - 177	3 - 1	58	30,579					

1994 ► 4-7 OVERALL ► 2-6 WESTERN ATHLETIC (8TH) ► HOME: 3-3; AWAY: 1-4

COACH: TED TOLLNER

Date	Opponent	Result	Score	AP Coach		FD - FD	Total			Passing			Rushing			Temp	Att.	Misc	Television
				Rk	Rk		Yds - Yds	TOs - TOs	Yds - Yds	TDs - TDs	Yds - Yds	TDs - TDs	Yds - Yds	TDs - TDs					
S.3	NAVY	W	56 - 14			26 - 11	503 - 232	0 - 4	317 - 212	5 - 2	186 - 20	2 - 0	25,248	D					
S.10	CALIFORNIA	W	22 - 20			21 - 20	363 - 368	1 - 2	314 - 242	2 - 2	49 - 126	0 - 0	73	40,922	N				
S.17	at Minnesota	L	17 - 40			17 - 24	309 - 420	2 - 2	236 - 213	1 - 0	73 - 207	1 - 2	Dome	32,212	N				
S.24	at Colorado State*	L	17 - 19			22 - 12	339 - 311	1 - 1	236 - 185	0 - 1	103 - 126	1 - 1	80	32,618	D	Prime Ticket			
O.1	AIR FORCE*	L	35 - 36			29 - 19	527 - 416	8 - 3	421 - 111	3 - 1	88 - 305	2 - 2	70	33,268	N				
O.8	UTAH*	L	22 - 38			21 - 28	340 - 549	4 - 2	253 - 354	1 - 3	87 - 195	1 - 2	75	34,393	N, HC				
O.15	at New Mexico*	W	20 - 13			23 - 29	396 - 504	2 - 3	193 - 175	1 - 0	203 - 329	1 - 1	56	26,831	N				
O.22	at Wyoming*	L	35 - 52			17 - 35	399 - 648	2 - 2	298 - 401	4 - 5	101 - 247	1 - 1	57	21,132	D	Prime Ticket			
O.29	HAWAII**	W	38 - 23			22 - 20	421 - 400	5 - 6	236 - 213	2 - 2	185 - 187	3 - 1	69	34,096	N				
N.10	at Brigham Young*	L	28 - 35	23		16 - 28	312 - 505	1 - 3	293 - 392	4 - 2	19 - 113	0 - 3	60	58,576	N	ESPN			
N.26	FRESNO STATE*	L	42 - 49			29 - 27	589 - 519	3 - 0	447 - 338	4 - 1	142 - 181	2 - 5	59	23,344	D				

All-Time Scores



SEVEN STRAIGHT BOWL GAME APPEARANCES ▶ 21 CONFERENCE CHAMPIONSHIPS

1995 ▶ 8-4 OVERALL ▶ 5-3 WESTERN ATHLETIC (5TH) ▶ HOME: 5-2; AWAY: 3-2

COACH: TED TOLLNER

Date	Opponent	Result	Score	AP Coach		FD - FD	Total			Passing			Rushing			Temp	Att.	Misc	Television
				Rk	Rk		Yds - Yds	TOs - TOs	Yds - Yds	TDs - TDs	Yds - Yds	TDs - TDs							
S.2	CALIFORNIA	W	33 - 9			23 - 20	401 - 266	2 - 3	172 - 216	1 - 0	229 - 50	3 - 1	73	32,172	N				
S.9	at Oklahoma	L	22 - 38	14 - 14		17 - 26	339 - 586	4 - 3	252 - 220	1 - 1	87 - 366	2 - 3	77	71,119	D		Prime Sports		
S.16	at Brigham Young*	L	19 - 31			24 - 18	470 - 389	3 - 1	376 - 405	3 - 1	94 - (-16)	0 - 1	82	57,221	N		ESPN		
S.28	NEVADA	W	30 - 27			23 - 26	421 - 527	2 - 5	286 - 401	2 - 2	135 - 126	1 - 0	68	23,585	N		Prime Sports		
O.7	at Utah*	W	24 - 21			26 - 29	466 - 502	1 - 5	297 - 357	2 - 3	169 - 145	1 - 0	55	31,552	N		PrimeSports		
O.14	FRESNO STATE*	W	48 - 24			27 - 20	656 - 455	3 - 2	355 - 360	1 - 2	301 - 195	5 - 0	68	28,506	N		KMPH		
O.21	SAN JOSÉ STATE	W	49 - 20			23 - 23	619 - 458	4 - 2	254 - 285	4 - 1	365 - 173	3 - 2	63	31,555	N, HC				
O.28	at UTEP*	W	45 - 16			25 - 22	506 - 472	3 - 7	188 - 315	2 - 2	318 - 157	3 - 0	73	13,720	N				
N.4	NEW MEXICO*	W	38 - 29			26 - 34	529 - 583	0 - 2	328 - 351	3 - 2	201 - 232	3 - 2	62	25,119	D				
N.11	(25) WYOMING*	L	31 - 34			19 - 31	380 - 546	3 - 3	202 - 175	2 - 1	178 - 371	1 - 4	58	32,846	D				
N.18	at Hawai'i*	W	49 - 10			27 - 19	573 - 319	0 - 2	331 - 274	2 - 1	242 - 45	5 - 0	84	27,561	N		ESPN2		
N.26	COLORADO STATE*	L	13 - 24			22 - 16	425 - 401	2 - 1	311 - 247	1 - 2	114 - 154	0 - 0	63	41,603	D				

(25) prior to Wyoming indicates SDSU AP national ranking at game time.

1996 ▶ 8-3 OVERALL ▶ 6-2 WESTERN ATHLETIC (T-2ND/PACIFIC DIV.) ▶ HOME: 6-0; AWAY: 2-3

COACH: TED TOLLNER

Date	Opponent	Result	Score	AP Coach		FD - FD	Total			Passing			Rushing			Temp	Att.	Misc	Television
				Rk	Rk		Yds - Yds	TOs - TOs	Yds - Yds	TDs - TDs	Yds - Yds	TDs - TDs							
S.7	IDAHO	W	40 - 21			20 - 21	476 - 412	0 - 4	325 - 381	2 - 2	151 - 31	2 - 0	70	29,449	N				
S.14	at California	L	37 - 42			23 - 18	486 - 488	2 - 0	477 - 278	4 - 2	9 - 210	1 - 3	72	37,000	D				
S.21	OKLAHOMA	W	51 - 31			20 - 18	445 - 505	1 - 2	258 - 197	5 - 0	187 - 308	0 - 4	69	34,812	N				
O.11	HAWAII*	W	56 - 8			21 - 11	427 - 205	1 - 4	180 - 105	2 - 0	247 - 100	3 - 1	70	27,098	N				
O.19	at New Mexico*	W	48 - 42			22 - 25	437 - 508	1 - 2	260 - 333	2 - 2	177 - 175	5 - 4	70	27,444	N				
O.26	at Colorado State*	L	18 - 27			18 - 31	330 - 442	1 - 0	138 - 91	1 - 0	192 - 351	1 - 3	35	25,013	D		Prime Sports		
N.2	at San Jose State*	W	49 - 20			29 - 24	586 - 457	1 - 1	343 - 327	4 - 2	243 - 130	3 - 1	63	11,483	D		ABC (r)		
N.7	WYOMING*	W	28 - 24	16 - 15		29 - 24	520 - 419	2 - 1	366 - 319	2 - 2	154 - 100	1 - 1	70	28,679	D		ESPN		
N.16	at UNLV*	L	42 - 44			27 - 31	670 - 427	1 - 0	395 - 503	3 - 4	275 - 124	3 - 2	51	11,594	D		Fox West		
N.23	FRESNO STATE*	W	31 - 21			30 - 25	537 - 694	2 - 4	395 - 378	2 - 1	142 - 116	2 - 2	63	32,107	N, HC				
N.28	AIR FORCE*	W	28 - 23			21 - 23	317 - 478	0 - 2	199 - 191	2 - 1	118 - 237	1 - 2	66	18,353	D		ESPN2		

1997 ▶ 5-7 OVERALL ▶ 4-4 WESTERN ATHLETIC (T-4TH/PACIFIC DIV.) ▶ HOME: 3-2; AWAY: 2-5

COACH: TED TOLLNER

Date	Opponent	Result	Score	AP Coach		FD - FD	Total			Passing			Rushing			Temp	Att.	Misc	Television
				Rk	Rk		Yds - Yds	TOs - TOs	Yds - Yds	TDs - TDs	Yds - Yds	TDs - TDs							
S.5	NAVY	W	45 - 31			14 - 19	455 - 373	3 - 1	371 - 109	4 - 0	84 - 264	1 - 4	88	21,176	D		Fox West		
S.13	at Washington	L	3 - 36	3 - 3		10 - 20	196 - 467	3 - 3	203 - 314	0 - 4	(-7) - 153	0 - 0	70	71,081	D		Fox West		
S.20	at Wisconsin	L	10 - 36			17 - 18	353 - 365	2 - 2	214 - 176	1 - 0	139 - 189	0 - 4	55	76,864	D				
S.27	at Air Force*	ot-L	18 - 24	25 - 25		8 - 22	154 - 314	1 - 1	130 - 88	1 - 0	24 - 226	0 - 2	na	48,399	N		ESPN2		
O.4	at Arizona	L	28 - 31			19 - 21	377 - 495	1 - 0	270 - 285	3 - 3	107 - 210	1 - 1	87	39,195	N		Fox West		
O.11	NEW MEXICO*	L	21 - 36			25 - 22	403 - 451	1 - 0	277 - 294	2 - 3	126 - 157	0 - 2	70	28,732	N				
O.18	UNLV*	ot-W	20 - 17			17 - 23	229 - 378	1 - 4	87 - 335	0 - 1	142 - 43	2 - 1	70	24,628	N				
O.25	at Hawai'i*	W	10 - 3			17 - 27	311 - 377	0 - 4	173 - 289	1 - 0	138 - 88	0 - 0	79	29,342	N		Cox 4		
N.1	at Wyoming*	L	17 - 41			13 - 24	241 - 422	5 - 0	216 - 254	1 - 1	25 - 168	0 - 4	35	15,157	D		Cox 4		
N.8	SAN JOSÉ STATE*	W	48 - 21			21 - 18	481 - 329	2 - 3	280 - 213	2 - 2	201 - 116	2 - 1	68	29,869	N, HC		Cox 4		
N.15	at Fresno State*	W	20 - 19			22 - 11	453 - 197	2 - 4	221 - 120	1 - 2	232 - 77	2 - 0	55	34,195	D		Cox 4		
N.22	COLORADO STATE*	L	17 - 38	25 - 22		16 - 18	341 - 401	5 - 1	196 - 205	2 - 3	145 - 196	0 - 1	68	25,704	N		ESPN		

1998 ▶ 7-5 OVERALL ▶ 7-1 WESTERN ATHLETIC (T-1ST/PACIFIC DIV.) ▶ HOME: 4-2; AWAY: 3-2; NEUTRAL: 0-1

COACH: TED TOLLNER

Date	Opponent	Result	Score	AP Coach		FD - FD	Total			Passing			Rushing			Temp	Att.	Misc	Television
				Rk	Rk		Yds - Yds	TOs - TOs	Yds - Yds	TDs - TDs	Yds - Yds	TDs - TDs							
S.5	WISCONSIN	L	14 - 26	20 - 20		12 - 13	205 - 297	1 - 2	147 - 111	0 - 1	58 - 186	1 - 1	78	37,471	N		Cox 4		
S.12	at Southern California	L	6 - 35	22 - 23		11 - 25	231 - 471	2 - 1	94 - 239	1 - 3	137 - 232	0 - 1	75	49,927	N		Fox West 2		
S.24	ARIZONA	L	16 - 35	16 - 16		19 - 17	357 - 354	6 - 2	167 - 196	1 - 2	190 - 158	1 - 3	71	23,811	D		ESPN		
O.3	at Tulsa*	W	24 - 14			19 - 22	319 - 375	0 - 2	84 - 213	1 - 1	235 - 162	1 - 1	76	18,320	D				
O.9	HAWAII*	W	35 - 13			23 - 16	451 - 302	1 - 0	188 - 247	2 - 2	263 - 55	3 - 0	68	20,320	N		Cox 4		
O.17	at New Mexico*	ot-W	36 - 33			23 - 24	463 - 520	2 - 1	114 - 367	1 - 3	349 - 153	4 - 1	53	26,187	N		Cox 4		
O.24	UTAH*	ot-W	21 - 20			16 - 24	310 - 348	1 - 4	117 - 192	1 - 0	193 - 156	0 - 2	65	28,807	N, HC		Cox 4		
O.29	at Brigham Young*	L	0 - 13			9 - 15	122 - 236	1 - 1	42 - 120	0 - 0	80 - 116	0 - 0	48	63,496	N		ESPN		
N.7	FRESNO STATE*	W	10 - 0			19 - 8	338 - 136	2 - 1	177 - 87	0 - 0	161 - 49	1 - 0	71	22,497	D		ABC (r)		
N.14	at San José State*	W	34 - 6			19 - 18	400 - 243	0 - 4	219 - 171	0 - 1	181 - 72	4 - 0	68	12,833	D		Cox 4		
N.21	UTEP*	W	34 - 29			22 - 26	472 - 419	0 - 0	267 - 281	2 - 3	205 - 138	2 - 1	65	22,365	N		Cox 4		

1998 LAS VEGAS BOWL (Sam Boyd Stadium, Las Vegas, Nev.)

D.19	vs. North Carolina	L	13 - 20			20 - 8	295 - 196	1 - 1	102 - 33	0 - 0	193 - 163	1 - 1	63	21,429	D		ESPN2
------	--------------------	---	---------	--	--	--------	-----------	-------	----------	-------	-----------	-------	----	--------	---	--	-------

All-Time Scores



SEVEN STRAIGHT BOWL GAME APPEARANCES ▶ 21 CONFERENCE CHAMPIONSHIPS

1999 ▶ 5-6 OVERALL ▶ 3-4 MOUNTAIN WEST (T-5TH) ▶ HOME: 2-3; AWAY: 3-3

COACH: TED TOLLNER

Date	Opponent	Result	Score	AP Coach		FD - FD	Total			Passing			Rushing			Temp	Att.	Misc	Television
				Rk	Rk		Yds - Yds	TOs - TOs	Yds - Yds	TDs - TDs	Yds - Yds	TDs - TDs	Yds - Yds	TDs - TDs					
S.4	SOUTH FLORIDA	W	41 - 12			20 - 14	414 - 219	0 - 1	185 - 183	2 - 1	229 - 36	3 - 0	73	25,766	N	ESPN+Plus			
S.11	at Illinois	L	10 - 38			15 - 19	259 - 373	0 - 2	179 - 230	0 - 3	80 - 143	1 - 2	87	35,798	D				
S.18	at Southern California	L	21 - 24	17 - 17		16 - 15	248 - 284	6 - 2	174 - 188	1 - 2	74 - 96	1 - 0	68	53,966	D	ABC (r)			
S.25	at Kansas	W	41 - 13			28 - 12	572 - 181	1 - 1	343 - 181	3 - 1	229 - 0	2 - 1	79	34,500	N				
O.2	AIR FORCE*	L	22 - 23			17 - 24	351 - 403	2 - 0	202 - 94	2 - 0	149 - 309	0 - 3	78	31,856	N	ESPN2			
O.9	NEW MEXICO*	L	21 - 24			23 - 12	443 - 241	5 - 3	275 - 157	2 - 2	168 - 84	1 - 0	88	30,508	N, HC	UNM TV			
O.16	at Colorado State*	W	17 - 10			13 - 17	202 - 275	0 - 3	67 - 173	1 - 0	135 - 102	1 - 1	33	26,774	D	ESPN+Plus			
O.23	at Utah*	L	16 - 38			21 - 18	497 - 440	4 - 0	194 - 288	1 - 1	303 - 152	0 - 2	61	38,561	D	ESPN+Plus			
N.6	BRIGHAM YOUNG*	L	7 - 30	15 - 13		18 - 16	241 - 295	5 - 2	192 - 262	0 - 2	49 - 33	0 - 0	68	40,836	N	ESPN+Plus			
N.18	at UNLV*	W	37 - 7			25 - 10	501 - 215	0 - 1	227 - 138	2 - 1	280 - 107	3 - 0	66	18,165	D				
N.27	WYOMING*	W	39 - 7			21 - 21	478 - 423	1 - 4	232 - 267	3 - 1	246 - 156	1 - 0	59	20,622	D	ESPN			

2000 ▶ 3-8 OVERALL ▶ 3-4 MOUNTAIN WEST (T-5TH) ▶ HOME: 0-5; AWAY: 3-3

COACH: TED TOLLNER

Date	Opponent	Result	Score	AP Coach		FD - FD	Total			Passing			Rushing			Temp	Att.	Misc	Television
				Rk	Rk		Yds - Yds	TOs - TOs	Yds - Yds	TDs - TDs	Yds - Yds	TDs - TDs	Yds - Yds	TDs - TDs					
A.31	ARIZONA STATE	L	7 - 10			21 - 16	319 - 270	1 - 1	219 - 160	1 - 1	100 - 110	0 - 0	78	30,931	N	ESPN2			
S.9	ILLINOIS	L	13 - 49			17 - 24	250 - 417	2 - 2	151 - 158	0 - 3	99 - 259	1 - 4	70	26,779	N	ESPN2			
S.16	at Arizona	L	3 - 17			14 - 19	196 - 385	1 - 4	124 - 200	0 - 1	72 - 185	0 - 0	99	44,973	N	Fox-Ariz			
S.23	at Oregon State	L	3 - 35			16 - 19	227 - 336	7 - 0	156 - 183	0 - 1	71 - 153	0 - 3	71	32,027	D	Fox-NW			
O.7	at Wyoming*	W	34 - 0			21 - 10	434 - 184	2 - 3	317 - 158	2 - 0	117 - 26	2 - 0	na	15,661	D	ABC (r)			
O.14	UTAH*	L	7 - 21			15 - 11	250 - 329	0 - 3	157 - 230	0 - 3	93 - 99	1 - 0	69	17,498	D	ESPN+Plus			
O.21	at Brigham Young*	W	16 - 15			16 - 27	309 - 439	2 - 1	239 - 376	0 - 1	70 - 63	2 - 0	48	61,194	D	ESPN+Plus			
O.28	COLORADO STATE*	L	22 - 34	24 -		17 - 17	419 - 316	3 - 2	393 - 232	1 - 2	26 - 84	0 - 1	62	24,852	N, HC				
N.4	at New Mexico*	W	17 - 16			15 - 16	183 - 268	2 - 2	148 - 154	0 - 0	25 - 114	1 - 1	49	21,007	D	SportsWest			
N.18	at Air Force*	L	24 - 45			15 - 31	350 - 540	3 - 1	269 - 122	2 - 1	81 - 418	1 - 5	33	33,975	D	ESPN+Plus			
N.25	UNLV*	L	24 - 31			20 - 19	418 - 368	1 - 0	328 - 277	1 - 2	90 - 91	2 - 1	73	17,184	N	SportsWest---			

2001 ▶ 3-8 OVERALL ▶ 2-5 MOUNTAIN WEST (7TH) ▶ HOME: 2-4; AWAY: 1-4

COACH: TED TOLLNER

Date	Opponent	Result	Score	AP Coach		FD - FD	Total			Passing			Rushing			Temp	Att.	Misc	Television
				Rk	Rk		Yds - Yds	TOs - TOs	Yds - Yds	TDs - TDs	Yds - Yds	TDs - TDs	Yds - Yds	TDs - TDs					
A.30	ARIZONA	L	10 - 23			14 - 17	201 - 231	3 - 1	160 - 176	0 - 1	41 - 55	1 - 1	67	29,386	N	ESPN2			
S.8	at Arizona State.	L	7 - 38			11 - 24	190 - 425	2 - 1	102 - 271	0 - 4	88 - 154	1 - 0	97	54,071	N				
S.22	at Colorado State*	W	14 - 7			19 - 9	370 - 212	1 - 1	200 - 119	0 - 1	170 - 93	2 - 0	78	29,110	D	ABC (r)			
S.29	AIR FORCE*	L	21 - 45			21 - 25	403 - 427	4 - 0	199 - 120	0 - 0	204 - 319	3 - 5	68	22,193	N	ESPN2			
O.6	EASTERN ILLINOIS	W	40 - 7			30 - 9	629 - 226	4 - 2	273 - 199	2 - 1	356 - 27	3 - 0	63	20,064	N, HC				
O.13	at UNLV*	L	3 - 31			12 - 23	160 - 427	0 - 1	121 - 153	0 - 2	39 - 274	0 - 1	83	22,100	D	ABC (r)			
O.20	at Ohio State	L	12 - 27			15 - 19	319 - 334	5 - 1	202 - 198	0 - 0	117 - 136	1 - 4	57	102,432	D	ESPN+Plus			
O.25	BRIGHAM YOUNG*	L	21 - 59	16 - 10		19 - 20	415 - 450	5 - 2	130 - 266	1 - 3	130 - 266	2 - 3	67	30,064	N	SportsWest			
N.3	NEW MEXICO*	L	15 - 20			13 - 11	222 - 265	1 - 1	231 - 158	1 - 2	64 - 34	0 - 0	60	16,538	N	SportsWest			
N.10	at Utah*	L	3 - 17			16 - 16	258 - 363	1 - 0	194 - 138	0 - 1	64 - 225	0 - 1	53	36,018	D				
N.17	WYOMING*	W	38 - 16			20 - 17	382 - 364	2 - 9	183 - 307	1 - 0	199 - 57	4 - 2	60	16,864	N	SportsWest			

2002 ▶ 4-9 OVERALL ▶ 4-3 MOUNTAIN WEST (T-3RD) ▶ HOME: 2-3; AWAY: 2-6

COACH: TOM CRAFT

Date	Opponent	Result	Score	AP Coach		FD - FD	Total			Passing			Rushing			Temp	Att.	Misc	Television
				Rk	Rk		Yds - Yds	TOs - TOs	Yds - Yds	TDs - TDs	Yds - Yds	TDs - TDs	Yds - Yds	TDs - TDs					
A.29	at Fresno State	L	14 - 16			19 - 18	278 - 262	2 - 1	240 - 196	1 - 1	38 - 66	1 - 0	85	39,111	N	ESPN2			
S.7	at Colorado	L	14 - 34	17 - 17		24 - 20	401 - 401	2 - 1	359 - 136	0 - 2	42 - 265	2 - 2	87	44,126	N	FSN			
S.14	ARIZONA STATE	L	28 - 39			25 - 13	574 - 365	5 - 2	516 - 258	3 - 4	58 - 107	0 - 0	68	29,041	N	Fox-Ariz.			
S.21	at Idaho	L	38 - 48			26 - 34	585 - 531	1 - 1	506 - 382	5 - 6	79 - 149	0 - 0	72	14,887	D				
S.28	UCLA	L	7 - 43			17 - 17	271 - 391	5 - 0	208 - 238	1 - 2	63 - 153	0 - 2	70	33,610	D	ESPN2			
O.12	UTAH*	W	36 - 17			23 - 26	410 - 308	1 - 5	294 - 276	2 - 2	116 - 32	1 - 0	66	20,410	D	KJZZ			
O.19	at Wyoming*	W	24 - 20			21 - 25	419 - 388	2 - 1	335 - 257	1 - 3	84 - 131	0 - 0	53	13,757	D				
O.26	UNLV*	W	31 - 21			27 - 20	475 - 374	3 - 0	319 - 196	2 - 0	156 - 178	1 - 2	61	21,541	D, HC				
N.2	at Brigham Young*	L	10 - 34			18 - 17	246 - 403	2 - 4	228 - 289	1 - 3	18 - 114	0 - 1	36	59,362	D	ESPN+Plus			
N.9	at New Mexico*	L	15 - 8			11 - 14	183 - 237	2 - 3	153 - 70	0 - 0	30 - 167	0 - 2	63	28,770	D	SportsWest			
N.15	COLORADO STATE*	L	21 - 49	21 - 17		20 - 29	378 - 533	0 - 2	348 - 256	3 - 4	30 - 277	0 - 3	75	21,714	D	SportsWest			
N.23	at Air Force*	W	38 - 34			26 - 29	398 - 538	1 - 2	289 - 125	2 - 1	109 - 413	3 - 4	41	31,023	D	ESPN2			
D.7	at Hawai'i	L	40 - 41			24 - 30	632 - 610	1 - 5	507 - 437	3 - 3	125 - 173	1 - 3	74	36,671	N	KFVE			

All-Time Scores



SEVEN STRAIGHT BOWL GAME APPEARANCES ► 21 CONFERENCE CHAMPIONSHIPS

2003 ► 6-6 OVERALL ► 3-4 MOUNTAIN WEST (T-4TH) ► HOME: 4-2; AWAY: 2-4

COACH: TOM CRAFT

Date	Opponent	Result	Score	AP Coach		FD - FD	Total			Passing			Rushing			Temp	Att.	Misc	Television
				Rk	Rk		Yds - Yds	TOs - TOs	Yds - Yds	TDs - TDs	Yds - Yds	TDs - TDs	Yds - Yds	TDs - TDs					
A.30	EASTERN WASHINGTON	W	19 - 9			18 - 18	318 - 217	2 - 0	151 - 100	0 - 1	167 - 117	2 - 0	77	21,145	N				
S.9	at Ohio State	L	13 - 16	2 - 2		20 - 10	216 - 196	4 - 2	188 - 76	1 - 0	28 - 120	0 - 0	70	104,433	D	ESPN+Plus			
S.13	at UTEP	W	34 - 0			14 - 15	317 - 261	2 - 6	180 - 137	0 - 0	137 - 124	3 - 0	92	18,195	N				
S.20	SAMFORD	W	37 - 17			27 - 14	528 - 244	2 - 0	234 - 138	3 - 1	294 - 106	2 - 0	70	20,967	D				
S.27	at UCLA	L	10 - 20			13 - 17	230 - 323	3 - 4	110 - 258	0 - 2	120 - 65	1 - 0	75	48,690	N	Fox West 2			
O.4	BRIGHAM YOUNG*	L	36 - 44			16 - 18	392 - 418	3 - 3	352 - 180	3 - 2	40 - 238	0 - 2	63	32,137	N	SportsWest			
O.11	at Utah*	L	6 - 27			15 - 22	252 - 415	1 - 1	203 - 273	0 - 3	49 - 142	0 - 0	67	39,132	N	KJZZ			
O.18	NEW MEXICO*	L	7 - 30			20 - 14	393 - 326	6 - 2	354 - 119	0 - 0	39 - 207	1 - 2	72	22,011	N, HC	SportsWest			
O.25	WYOMING*	W	25 - 20			21 - 18	397 - 292	2 - 3	191 - 247	1 - 2	206 - 45	1 - 0	66	15,812	N	SportsWest			
N.8	at UNLV*	W	7 - 0			18 - 11	309 - 175	2 - 4	158 - 144	1 - 0	151 - 31	0 - 0	63	20,896	D	ESPN+Plus			
N.15	at Colorado State*	L	6 - 21			20 - 15	345 - 324	2 - 1	237 - 156	0 - 1	108 - 168	0 - 1	57	29,127	D	ESPN+Plus			
N.22	AIR FORCE*	W	24 - 3			20 - 19	383 - 286	0 - 2	251 - 95	1 - 0	132 - 191	1 - 0	59	23,682	N	SportsWest			

2004 ► 4-7 OVERALL ► 2-5 MOUNTAIN WEST (7TH) ► HOME: 3-2; AWAY: 1-5

COACH: TOM CRAFT

Date	Opponent	Result	Score	AP Coach		FD - FD	Total			Passing			Rushing			Temp	Att.	Misc	Television
				Rk	Rk		Yds - Yds	TOs - TOs	Yds - Yds	TDs - TDs	Yds - Yds	TDs - TDs	Yds - Yds	TDs - TDs					
S.4	IDAHO STATE	W	38 - 21			27 - 22	581 - 398	3 - 4	290 - 352	2 - 1	291 - 46	3 - 2	82	57,216	N, FW				
S.18	at Michigan	L	21 - 24	17 - 17		15 - 20	311 - 327	3 - 4	289 - 179	2 - 2	22 - 148	1 - 0	73	109,432	D	ESPN			
S.25	NEVADA	W	27 - 10			22 - 18	408 - 355	3 - 2	262 - 271	2 - 0	146 - 84	1 - 1	73	33,429	N	SportsWest			
O.2	at UCLA	L	10 - 33			21 - 19	402 - 410	2 - 1	263 - 205	0 - 1	139 - 205	1 - 1	77	52,038	D	FSN West 2			
O.9	at Wyoming*	L	10 - 20			20 - 14	363 - 264	3 - 0	295 - 192	1 - 2	68 - 72	0 - 0	64	19,540	D	ESPN+Plus			
O.16	COLORADO STATE*	L	17 - 21			16 - 13	366 - 196	3 - 2	238 - 133	1 - 1	128 - 63	0 - 1	69	31,129	D	ABC (r)			
O.23	at New Mexico*	L	9 - 19			15 - 17	146 - 220	2 - 1	165 - 106	1 - 1	(-19) - 114	0 - 1	58	37,287	D	SportsWest			
O.30	UTAH*	L	28 - 51	9 - 10		23 - 29	414 - 548	2 - 1	252 - 375	2 - 5	162 - 173	1 - 1	67	32,683	N, HC	KJZZ			
N.6	at Brigham Young*	L	16 - 49			21 - 18	392 - 526	3 - 1	229 - 339	1 - 3	163 - 187	1 - 3	60	53,435	D	ESPN+Plus			
N.13	at Air Force*	W	37 - 31			24 - 29	456 - 486	2 - 6	232 - 133	2 - 0	224 - 353	2 - 4	29	28,514	D, S	ESPN+Plus			
N.20	UNLV*	W	21 - 3			14 - 23	284 - 297	1 - 4	175 - 216	1 - 0	109 - 81	0 - 0	63	25,519	N	SportsWest			

2005 ► 5-7 OVERALL ► 4-4 MOUNTAIN WEST (T-4TH) ► HOME: 3-3; AWAY: 2-4

COACH: TOM CRAFT

Date	Opponent	Result	Score	AP Coach		FD - FD	Total			Passing			Rushing			Temp	Att.	Misc	Television
				Rk	Rk		Yds - Yds	TOs - TOs	Yds - Yds	TDs - TDs	Yds - Yds	TDs - TDs	Yds - Yds	TDs - TDs					
S.3	UCLA	L	21 - 44			23 - 16	402 - 349	2 - 0	246 - 158	1 - 0	156 - 191	2 - 4	72	50,710	N	ESPN2			
S.10	at Air Force*	L	29 - 41			26 - 25	417 - 503	3 - 1	253 - 231	1 - 1	164 - 272	2 - 5	79	30,101	D	ESPN360			
S.17	at Ohio State	L	6 - 27	9 - 9		3 - 21	179 - 375	1 - 2	166 - 196	1 - 0	13 - 179	0 - 3	67	104,533	D	ABC (r)			
S.24	SAN JOSÉ STATE	W	52 - 21			28 - 12	513 - 233	1 - 2	303 - 101	5 - 1	210 - 132	1 - 2	76	55,868	N, FW	SportsWest			
O.1	BRIGHAM YOUNG*	W	31 - 10			26 - 15	508 - 305	1 - 3	243 - 261	0 - 0	265 - 44	4 - 1	71	41,680	N	SportsWest			
O.8	at UNLV*	L	10 - 13			10 - 13	140 - 241	4 - 3	106 - 88	0 - 0	34 - 153	0 - 1	83	18,372	D	ESPN+Plus			
O.15	at Utah*	W	28 - 19			17 - 30	385 - 592	0 - 2	219 - 417	3 - 0	166 - 175	1 - 2	77	41,341	N	ABC (r)			
O.22	NEW MEXICO*	L	24 - 47			15 - 33	291 - 534	3 - 2	197 - 248	2 - 3	94 - 286	0 - 3	60	26,670	N	SportsWest			
O.29	TCU*	L	20 - 23	20 - 20		20 - 24	360 - 403	2 - 3	235 - 112	1 - 0	125 - 291	1 - 3	66	21,698	N, HC	ESPN360			
N.12	at Colorado State*	W	30 - 10			18 - 20	375 - 352	1 - 3	179 - 165	2 - 0	196 - 187	1 - 1	52	25,411	D	ESPN+Plus			
N.19	WYOMING*	W	34 - 21			22 - 20	425 - 397	3 - 3	211 - 346	1 - 0	214 - 51	2 - 3	72	20,713	N	SportsWest			
D.3	at Hawai'i	L	38 - 49			31 - 34	554 - 588	5 - 4	421 - 326	3 - 5	133 - 262	2 - 2	77	28,326	N				

2006 ► 3-9 OVERALL ► 3-5 MOUNTAIN WEST (T-6TH) ► HOME: 3-3; AWAY: 0-6

COACH: CHUCK LONG

Date	Opponent	Result	Score	AP Coach		FD - FD	Total			Passing			Rushing			Temp	Att.	Misc	Television
				Rk	Rk		Yds - Yds	TOs - TOs	Yds - Yds	TDs - TDs	Yds - Yds	TDs - TDs	Yds - Yds	TDs - TDs					
A. 31	UTEP	L	27 - 34			22 - 12	384 - 243	3 - 4	275 - 213	0 - 3	109 - 30	3 - 1	72	34,723	N	CSTV			
S. 16	at Wisconsin	L	0 - 14			7 - 14	115 - 372	1 - 1	102 - 85	0 - 1	13 - 287	0 - 1	77	81,090	D	ESPN+Plus			
S. 23	UTAH*	L	7 - 38			15 - 23	287 - 359	5 - 2	83 - 167	1 - 1	204 - 192	0 - 2	73	53,794	N, FW	The Mtn.			
S. 30	at San José State	L	10 - 31			10 - 20	239 - 418	3 - 2	76 - 282	0 - 3	163 - 136	1 - 1	62	14,361	D	Ch. 4 SD			
O.7	at Brigham Young*	L	17 - 47			21 - 23	357 - 419	2 - 1	216 - 267	0 - 4	141 - 152	2 - 2	54	60,804	D	The Mtn.			
O.21	AIR FORCE*	W	19 - 12			15 - 23	284 - 344	0 - 2	133 - 47	1 - 0	151 - 297	0 - 1	69	26,871	N	The Mtn.			
O.28	CAL POLY	L	14 - 16			15 - 15	306 - 284	1 - 1	157 - 80	2 - 1	149 - 204	0 - 0	77	20,974	N, HC				
N.4	at Wyoming*	L	24 - 27			10 - 23	232 - 319	1 - 1	192 - 97	2 - 1	40 - 222	0 - 2	47	14,012	D	The Mtn.			
N.11	UNLV*	W	21 - 7			20 - 18	277 - 250	1 - 3	136 - 211	0 - 1	141 - 39	1 - 0	63	21,445	N	The Mtn.			
N.18	at TCU*	L	0 - 52			6 - 30	87 - 624	2 - 1	56 - 349	0 - 5	31 - 275	0 - 2	69	26,287	D	Versus			
N.25	at New Mexico*	L	14 - 41			25 - 14	431 - 301	4 - 0	327 - 87	2 - 2	104 - 214	0 - 2	57	23,421	D				
D.2	COLORADO STATE*	W	17 - 6			9 - 19	235 - 288	1 - 1	51 - 175	0 - 0	184 - 113	2 - 0	69	17,557	N	The Mtn.			

All-Time Scores



SEVEN STRAIGHT BOWL GAME APPEARANCES ▶ 21 CONFERENCE CHAMPIONSHIPS

2007 ▶ 4-8 OVERALL ▶ 3-5 MOUNTAIN WEST (6TH) ▶ HOME: 2-4; AWAY: 2-4

COACH: CHUCK LONG

Date	Opponent	Result	Score	AP Coach		FD - FD	Total			Passing			Rushing			Temp	Att.	Misc	Television
				Rk	Rk		Yds - Yds	TOs - TOs	Yds - Yds	TDs - TDs	Yds - Yds	TDs - TDs	Yds - Yds	TDs - TDs					
S.8	at Washington State#	L	17 - 45			21 - 36	399 - 654	1 - 1	285 - 469	1 - 5	114 - 185	1 - 1	70	46,290	D				
S.15	at Arizona State	L	13 - 34			17 - 26	323 - 479	1 - 1	180 - 211	0 - 2	143 - 268	1 - 2	92	54,617	N	FSN Ariz.			
S.22	PORTLAND STATE	W	52 - 17			27 - 24	596 - 458	0 - 4	474 - 445	5 - 0	122 - 13	2 - 2	69	53,110	D, FW	The Mtn.			
S.29	CINCINNATI	L	23 - 52	24	-	16 - 30	377 - 547	2 - 3	312 - 284	2 - 4	65 - 263	0 - 2	66	24,647	N	VERSUS			
O.6	at Colorado State*	W	24 - 20			19 - 16	386 - 327	1 - 2	230 - 188	0 - 1	156 - 139	3 - 1	83	27,930	D	The Mtn.			
O.13	at Utah*	L	7 - 23			12 - 27	211 - 514	2 - 2	149 - 232	0 - 2	62 - 282	1 - 0	55	40,898	D	Ch. 4 SD			
O.20	NEW MEXICO*	L	17 - 20			14 - 19	299 - 365	2 - 2	133 - 239	0 - 1	166 - 126	2 - 1	64	20,205	N, HC	CSTV			
N.3	WYOMING*	W	27 - 24			16 - 18	307 - 250	2 - 1	249 - 159	2 - 2	58 - 91	2 - 0	63	22,852	N	The Mtn.			
N.10	at UNLV*	W	38 - 30			18 - 24	318 - 482	1 - 1	196 - 207	2 - 3	122 - 275	1 - 1	65	18,837	N	CSTV			
N.17	at Air Force*	L	23 - 55			21 - 30	506 - 670	3 - 1	410 - 101	1 - 0	96 - 569	2 - 8	50	34,227	D				
N.24	TCU*	L	33 - 45			15 - 39	441 - 694	0 - 3	366 - 318	2 - 0	75 - 376	2 - 6	63	18,350	N				
D.1	BRIGHAM YOUNG**	L	27 - 48	21	- 19	22 - 33	356 - 538	1 - 1	288 - 227	1 - 3	68 - 311	2 - 4	56	28,473	D	The Mtn.			

- Played at Qwest Field In Seattle, Wash., * - Game originally scheduled for Oct. 27 (PPD - Fires).

2008 ▶ 2-10 OVERALL ▶ 1-7 MOUNTAIN WEST (T-8TH) ▶ HOME: 2-4; AWAY: 0-6

COACH: CHUCK LONG

Date	Opponent	Result	Score	AP Coach		FD - FD	Total			Passing			Rushing			Temp	Att.	Misc	Television
				Rk	Rk		Yds - Yds	TOs - TOs	Yds - Yds	TDs - TDs	Yds - Yds	TDs - TDs	Yds - Yds	TDs - TDs					
A.30	CAL POLY	L	27 - 29			23 - 21	379 - 483	5 - 1	352 - 220	3 - 1	27 - 263	1 - 2	77	26,851	N	Ch. 4 SD			
S.6	at Notre Dame	L	13 - 21			19 - 20	345 - 342	2 - 4	274 - 237	1 - 3	71 - 105	1 - 0	71	80,795	D	NBC			
S.13	at San José State	L	10 - 35			7 - 22	146 - 476	1 - 1	140 - 183	0 - 0	6 - 293	0 - 5	74	19,854	N				
S.27	IDAHO	W	45 - 17			23 - 20	603 - 351	2 - 4	445 - 169	4 - 0	158 - 182	2 - 2	76	21,401	N	Go VandalTV			
O.4	at TCU*	L	7 - 41			4 - 28	85 - 498	1 - 1	98 - 115	0 - 1	-13 - 383	1 - 4	91	30,620	N	The Mtn.			
O.11	AIR FORCE*	L	10 - 35			12 - 30	165 - 473	2 - 2	130 - 72	0 - 1	35 - 401	1 - 3	64	43,630	N, FW	The Mtn.			
O.18	at New Mexico*	L	7 - 70			13 - 28	227 - 565	3 - 1	161 - 146	1 - 1	66 - 419	0 - 8	71	26,695	D	The Mtn.			
O.25	COLORADO STATE*	L	34 - 38			23 - 25	392 - 507	1 - 0	166 - 296	1 - 3	226 - 211	2 - 2	73	17,185	N, HC	The Mtn.			
N.1	at Wyoming*	L	10 - 35			19 - 22	328 - 544	1 - 0	311 - 166	1 - 1	17 - 378	0 - 4	59	11,779	D	The Mtn.			
N.8	at Brigham Young*	L	12 - 41	17	- 16	18 - 18	280 - 421	4 - 1	160 - 317	1 - 3	120 - 104	0 - 2	52	64,107	D	The Mtn.			
N.15	UTAH*	L	14 - 63	8	- 7	19 - 30	320 - 520	3 - 1	247 - 322	2 - 5	73 - 198	0 - 2	77	19,342	N	The Mtn.			
N.22	UNLV*	W	42 - 21			27 - 16	479 - 349	0 - 3	387 - 316	2 - 2	92 - 33	3 - 1	62	17,846	N	CBS College			

2009 ▶ 4-8 OVERALL ▶ 2-6 MOUNTAIN WEST (7TH) ▶ HOME: 3-3; AWAY: 1-5

COACH: BRADY HOKE

Date	Opponent	Result	Score	AP Coach		FD - FD	Total			Passing			Rushing			Temp	Att.	Misc	Television
				Rk	Rk		Yds - Yds	TOs - TOs	Yds - Yds	TDs - TDs	Yds - Yds	TDs - TDs	Yds - Yds	TDs - TDs					
S.5	at UCLA	L	14 - 33			11 - 19	277 - 359	3 - 3	238 - 215	2 - 1	39 - 144	0 - 2	89	55,761	D	FS West			
S.12	SOUTHERN UTAH	W	35 - 19			22 - 19	436 - 279	2 - 3	287 - 165	2 - 1	149 - 114	2 - 1	76	42,137	N, FW				
S.19	at Idaho	L	20 - 34			20 - 21	296 - 379	2 - 0	241 - 232	2 - 0	55 - 147	0 - 3	NA	10,324	D	SWX			
S.26	at Air Force*	L	14 - 26			16 - 12	323 - 294	6 - 0	284 - 51	2 - 0	39 - 243	0 - 0	75	35,929	D	The Mtn.			
O.3	NEW MEXICO STATE	W	34 - 17			13 - 15	252 - 234	1 - 4	144 - 146	2 - 2	108 - 88	1 - 0	69	21,184	N				
O.17	BRIGHAM YOUNG*	L	28 - 38	18	- 19	16 - 27	342 - 512	1 - 0	322 - 346	3 - 3	20 - 166	1 - 2	80	30,258	D, HC	The Mtn.			
O.24	at Colorado State*	W	42 - 28			25 - 20	531 - 556	0 - 2	459 - 205	6 - 2	72 - 151	0 - 2	64	20,631	D	The Mtn.			
O.31	NEW MEXICO*	W	23 - 20			18 - 25	303 - 386	1 - 0	253 - 277	3 - 1	50 - 109	0 - 1	77	12,647	D	CBS College			
N.7	TCU*	L	12 - 55	6	- 4	16 - 28	279 - 551	4 - 0	187 - 239	1 - 2	92 - 312	0 - 5	72	21,708	D	VERSUS			
N.14	WYOMING*	L	27 - 30			21 - 30	357 - 446	1 - 1	200 - 246	0 - 1	157 - 200	3 - 2	58	18,851	N	The Mtn.			
N.21	at Utah*	L	7 - 38	23	- 23	16 - 22	262 - 391	2 - 0	207 - 202	1 - 1	55 - 189	0 - 3	40	44,991	D	VERSUS			
N.28	at UNLV*	L	24 - 28			20 - 22	445 - 397	2 - 2	341 - 274	1 - 1	104 - 123	1 - 2	53	13,730	N	The Mtn.			

2010 ▶ 9-4 OVERALL ▶ 5-3 MOUNTAIN WEST (T-3RD) ▶ HOME: 6-1; AWAY: 3-3

COACH: BRADY HOKE

Date	Opponent	Result	Score	AP Coach		FD - FD	Total			Passing			Rushing			Temp	Att.	Misc	Television
				Rk	Rk		Yds - Yds	TOs - TOs	Yds - Yds	TDs - TDs	Yds - Yds	TDs - TDs	Yds - Yds	TDs - TDs					
S.4	NICHOLLS STATE	W	47 - 0			23 - 12	531 - 171	1 - 1	313 - 83	2 - 0	218 - 88	4 - 0	82	25,290	N				
S.11	at New Mexico State	W	41 - 21			24 - 17	563 - 328	0 - 1	319 - 223	1 - 2	244 - 105	4 - 1	89	16,891	N	Aggie Vision			
S.18	at Missouri	L	24 - 27		- 25	17 - 25	440 - 440	1 - 3	190 - 351	0 - 1	250 - 89	3 - 2	83	56,050	N	PPV			
S.25	UTAH STATE	W	41 - 7			18 - 14	504 - 245	2 - 1	362 - 115	3 - 0	142 - 115	2 - 1	87	45,682	N, FW	FW			
O.9	at Brigham Young*	L	21 - 24			12 - 24	273 - 413	1 - 2	220 - 142	3 - 0	53 - 271	0 - 3	60	62,176	N	The Mtn.			
O.16	AIR FORCE*	W	27 - 25	23	- 23	16 - 29	452 - 487	1 - 1	247 - 175	1 - 1	205 - 312	2 - 2	66	28,178	N, HC	CBS College			
O.23	at New Mexico*	W	30 - 20			22 - 16	384 - 303	2 - 2	249 - 193	2 - 2	135 - 110	1 - 0	58	16,488	N	The Mtn.			
O.30	at Wyoming*	W	48 - 38			20 - 21	441 - 338	3 - 1	365 - 186	3 - 3	76 - 152	3 - 2	56	16,252	D	The Mtn.			
N.6	COLORADO STATE*	W	24 - 19			19 - 19	319 - 293	5 - 1	171 - 266	1 - 1	148 - 27	2 - 0	63	34,689	N	The Mtn.			
N.13	at TCU*	L	35 - 40	3	- 3	7 - 27	300 - 466	2 - 2	262 - 240	2 - 4	38 - 226	2 - 1	62	45,694	N	VERSUS			
N.20	UTAH*	L	34 - 38	25	- 24	29 - 22	587 - 500	3 - 0	528 - 362	4 - 2	59 - 138	1 - 3	58	34,951	N	The Mtn.			
N.27	UNLV*	W	48 - 14			30 - 15	588 - 234	1 - 0	338 - 167	4 - 1	250 - 67	2 - 0	55	22,091	N	The Mtn.			

2010 POINSETTIA BOWL (Qualcomm Stadium, San Diego, Calif.)

D.23	NAVY	W	35 - 14			27 - 22	555 - 382	0 - 1	276 - 147	2 - 1	279 - 235	3 - 1	58	48,049	N	ESPN	
------	------	---	---------	--	--	---------	-----------	-------	-----------	-------	-----------	-------	----	--------	---	------	--

All-Time Scores



SEVEN STRAIGHT BOWL GAME APPEARANCES ▶ 21 CONFERENCE CHAMPIONSHIPS

2011 ▶ 8-5 OVERALL ▶ 4-3 MOUNTAIN WEST (4TH) ▶ HOME: 4-3; AWAY: 4-1; NEUTRAL: 0-1

COACH: ROCKY LONG

Date	Opponent	Result	Score	AP Coach		FD - FD	Total			Passing			Rushing			Temp	Att.	Misc	Television			
				Rk	Rk		Yds	- Yds	TOs	- TOs	Yds	- Yds	TDs	- TDs	Yds					- Yds	TDs	- TDs
S.3	CAL POLY	W	49 - 21			22 - 12	492	- 284	0	- 1	203	- 147	4	- 0	137	- 289	2	- 3	68	34,384	N	The Mtn.
S.10	at Army	W	23 - 20			16 - 25	292	- 446	0	- 3	146	- 43	1	- 0	146	- 403	2	- 3	76	26,778	D	CBSSN
S.17	WASHINGTON STATE	W	42 - 24			25 - 19	500	- 419	2	- 4	273	- 368	2	- 3	227	- 51	4	- 0	69	57,286	D, FW	The Mtn.
S.24	at Michigan	L	7 - 28	22	- 21	20 - 18	376	- 413	3	- 4	253	- 93	1	- 0	123	- 320	0	- 4	61	110,707	D	Big Ten
O.8	TCU*	L	14 - 27			15 - 22	296	- 446	4	- 4	206	- 212	2	- 2	90	- 234	0	- 1	67	44,248	N, HC	CBSSN
O.13	at Air Force*	W	41 - 27			20 - 26	410	- 419	1	- 3	209	- 224	2	- 2	201	- 195	2	- 1	64	27,490	N	CBSSN
O.29	WYOMING*	L	27 - 30			21 - 22	539	- 500	1	- 0	247	- 341	2	- 2	292	- 159	2	- 2	67	29,730	N	The Mtn.
N.5	NEW MEXICO*	W	35 - 7			23 - 8	486	- 162	0	- 2	271	- 88	0	- 0	215	- 71	1	- 5	63	28,362	N	The Mtn.
N.12	at Colorado State*	W	18 - 15			22 - 12	327	- 287	1	- 2	154	- 52	1	- 0	173	- 235	1	- 2	58	16,811	D	The Mtn.
N.19	BOISE STATE*	L	35 - 52	10	- 11	24 - 26	470	- 497	3	- 2	350	- 366	3	- 4	120	- 131	2	- 3	62	52,256	N	CBSSN
N.26	at UNLV*	W	31 - 14			21 - 15	391	- 261	1	- 1	152	- 120	2	- 0	239	- 141	2	- 2	53	19,075	N	The Mtn.
D.3	FRESNO STATE	W	35 - 28			23 - 13	496	- 384	0	- 1	281	- 336	0	- 2	215	- 48	5	- 1	59	32,790	N	CBSSN
2011 NEW ORLEANS BOWL (Mercedes-Benz Superdome, New Orleans, La.)																						
D.17	vs. La.-Lafayette	L	30 - 32			29 - 25	481	- 568	0	- 1	413	- 492	3	- 3	68	- 76	1	- 0	NA	42,841	N	ESPN

2012 ▶ 9-4 OVERALL ▶ 7-1 MOUNTAIN WEST (T-1ST) ▶ HOME: 6-2; AWAY: 3-2

COACH: ROCKY LONG

Date	Opponent	Result	Score	AP Coach		FD - FD	Total			Passing			Rushing			Temp	Att.	Misc	Television			
				Rk	Rk		Yds	- Yds	TOs	- TOs	Yds	- Yds	TDs	- TDs	Yds					- Yds	TDs	- TDs
S.1	at Washington	L	12 - 21			16 - 22	327	- 328	3	- 1	128	- 222	1	- 1	199	- 106	1	- 1	67	53,742	N	Pac-12 N
S.8	ARMY	W	42 - 7			21 - 18	443	- 332	0	- 3	215	- 50	1	- 0	228	- 282	4	- 1	82	30,799	D	NBCSN
S.15	NORTH DAKOTA	W	49 - 41			27 - 25	533	- 489	0	- 1	241	- 434	3	- 4	292	- 55	3	- 1	97	24,826	N	KUSI
S.22	SAN JOSÉ STATE	L	34 - 38			29 - 21	484	- 367	2	- 2	213	- 290	2	- 4	271	- 77	2	- 0	85	24,103	N	KUSI
S.29	at Fresno State*	L	40 - 52			14 - 32	339	- 646	5	- 4	160	- 536	2	- 5	179	- 110	2	- 2	89	33,894	N	KUSI
O.6	HAWAII*	W	52 - 14			27 - 12	412	- 173	0	- 3	218	- 112	2	- 1	194	- 61	5	- 1	73	50,586	N, FW	CBSSN
O.13	COLORADO STATE*	W	38 - 14			23 - 19	399	- 335	1	- 3	181	- 214	2	- 1	218	- 121	3	- 1	72	27,133	D, HC	TWCSN
O.20	at Nevada*	ot-W	39 - 38			26 - 29	349	- 480	0	- 0	197	- 304	3	- 3	152	- 176	1	- 2	63	22,242	N	CBSSN
O.27	UNLV*	W	24 - 13			24 - 15	506	- 300	3	- 0	231	- 159	2	- 1	275	- 141	1	- 1	83	23,874	N	TWCSN
N.3	at Boise State*	W	21 - 19	19	- 14	14 - 18	269	- 276	1	- 1	105	- 164	0	- 1	164	- 112	2	- 2	56	36,084	N	CBSSN
N.10	AIR FORCE*	W	28 - 9			15 - 24	268	- 393	2	- 4	90	- 73	1	- 0	178	- 320	2	- 1	61	30,266	D	NBCSN
N.24	at Wyoming*	W	42 - 28			29 - 22	564	- 382	3	- 1	164	- 260	2	- 2	400	- 122	4	- 2	51	13,474	D	TWCSN
2012 POINSETTIA BOWL (Qualcomm Stadium, San Diego, Calif.)																						
D.20	BRIGHAM YOUNG	L	6 - 23			13 - 17	263	- 296	5	- 3	144	- 244	0	- 0	119	- 52	0	- 1	60	35,442	N	ESPN

2013 ▶ 8-5 OVERALL ▶ 6-2 MOUNTAIN WEST (2ND - WEST DIV.) ▶ HOME: 3-3; AWAY: 4-2; NEUTRAL: 1-0

COACH: ROCKY LONG

Date	Opponent	Result	Score	AP Coach		FD - FD	Total			Passing			Rushing			Temp	Att.	Misc	Television			
				Rk	Rk		Yds	- Yds	TOs	- TOs	Yds	- Yds	TDs	- TDs	Yds					- Yds	TDs	- TDs
A.31	EASTERN ILLINOIS	L	19 - 40			24 - 21	440	- 533	5	- 2	318	- 361	0	- 3	122	- 172	1	- 2	83	42,978	N, FW	MWN
S.7	at Ohio State	L	7 - 42	3	- 2	17 - 22	280	- 445	4	- 1	216	- 182	1	- 2	64	- 263	0	- 4	82	104,984	D	ABC/ESPN2
S.21	OREGON STATE	L	30 - 34			18 - 22	325	- 377	2	- 2	251	- 367	2	- 3	74	- 10	1	- 1	71	32,133	D	CBSSN
S.28	at New Mexico State	W	26 - 16			22 - 14	441	- 268	1	- 1	229	- 228	0	- 2	212	- 40	3	- 0	73	16,113	N	FSSD
O.4	NEVADA*	ot-W	51 - 44			21 - 33	541	- 570	1	- 2	286	- 393	3	- 2	255	- 177	4	- 4	69	22,475	N	ESPN
O.10	at Air Force*	W	27 - 20			22 - 14	463	- 319	2	- 1	249	- 150	3	- 1	214	- 169	1	- 1	50	17,280	N	CBSSN
O.26	FRESNO STATE*	ot-L	28 - 35	15	- 18	22 - 20	507	- 341	2	- 0	337	- 298	0	- 2	170	- 43	4	- 2	62	32,707	N, HC	ESPN
N.2	NEW MEXICO*	W	35 - 30			19 - 21	483	- 423	0	- 1	234	- 170	2	- 1	249	- 253	3	- 3	66	35,890	N	ROOT/FSSD
N.9	at San José State*	W	34 - 30			21 - 21	409	- 382	2	- 2	235	- 301	2	- 3	174	- 81	3	- 0	60	17,932	N	CBSSN
N.16	at Hawaii*	ot-W	28 - 21			21 - 20	499	- 355	4	- 2	265	- 194	1	- 2	234	- 161	3	- 1	82	28,530	N	CBSSN
N.23	BOISE STATE*	ot-W	34 - 31			19 - 16	349	- 297	3	- 2	288	- 202	2	- 2	61	- 95	1	- 1	58	33,161	N	CBSSN
N.30	at UNLV*	L	19 - 45			21 - 22	327	- 401	2	- 0	239	- 270	1	- 5	88	- 131	1	- 1	50	15,884	N	ESPNU
2013 FAMOUS IDAHO POTATO BOWL (Bronco Stadium, Boise, Idaho)																						
D.21	vs. Buffalo	W	49 - 24			22 - 20	460	- 309	2	- 3	211	- 196	2	- 3	249	- 113	5	- 0	30	21,951	D	ESPN



2013 Famous Idaho Potato Bowl Champions

SDSU Record By Decade

Decade	Overall		Conference	
	Record	Pct	Record	Pct
1920-1929	43-31-4	.577	16-17-1	.485
1930-1939	43-36-8	.540	27-19-6	.577
1940-1949	36-35-3	.507	9-14-2	.400
1950-1959	41-44-6	.484	18-19-2	.487
1960-1969	80-17-3	.815	35-11-1	.755
1970-1979	82-26-2	.755	28-11-1	.713
1980-1989	50-64-4	.441	37-38-3	.494
1990-1999	62-52-2	.543	47-30-1	.609
2000-2009	38-80	.322	27-48	.360
2010-	63-30	.677	41-14	.745
Totals	538-415-32	.562	285-221-17	.561

All-Time Scores



SEVEN STRAIGHT BOWL GAME APPEARANCES ► 21 CONFERENCE CHAMPIONSHIPS

2014 ► 7-6 OVERALL ► 5-3 MOUNTAIN WEST (T-1ST - WEST DIV.) ► HOME: 6-1; AWAY: 1-5

COACH: ROCKY LONG

Date	Opponent	Result	Score	AP Coach		FD - FD	Total			Passing			Rushing			Temp	Att.	Misc	Television
				Rk	Rk		Yds - Yds	TOs - TOs	Yds - Yds	TDs - TDs	Yds - Yds	TDs - TDs	Yds - Yds	TDs - TDs					
A.30	NORTHERN ARIZONA	W	38 - 7			25 - 14	399 - 312	1 - 1	205 - 188	1 - 0	194 - 124	3 - 1	84	30,761	D	CBSSN			
S.6	at North Carolina	L	27 - 31	21 - 23		23 - 20	509 - 394	3 - 1	341 - 263	1 - 2	168 - 131	2 - 1	84	58,000	N	ESPNNews			
S.20	at Oregon State	L	7 - 28			11 - 25	215 - 372	2 - 2	106 - 275	0 - 0	109 - 97	1 - 4	85	41,339	N	FOX Sports 1			
S.27	UNLV*	W	34 - 17			25 - 26	466 - 455	0 - 2	209 - 346	0 - 1	257 - 109	4 - 1	72	28,005	N	ESPN3			
O.3	at Fresno State*	L	13 - 24			17 - 16	270 - 315	3 - 2	84 - 143	1 - 0	186 - 172	0 - 3	88	33,928	N	CBSSN			
O.10	at New Mexico*	W	24 - 14			19 - 15	470 - 263	4 - 1	73 - 111	0 - 1	397 - 152	3 - 1	60	19,497	N	ESPNU			
O.18	HAWAII*	W	20 - 10			19 - 12	457 - 264	1 - 3	174 - 174	1 - 1	283 - 90	1 - 0	71	35,686	N	CBSSN			
N.1	at Nevada*	L	14 - 30			17 - 17	324 - 338	3 - 1	189 - 109	1 - 1	135 - 229	1 - 2	49	20,508	N	CBSSN			
N.8	IDAHO	W	35 - 21			18 - 26	405 - 379	0 - 1	249 - 186	3 - 1	156 - 193	2 - 2	85	46,293	D,HC,FW	ROOT/FSSD			
N.15	at Boise State*	L	29 - 38			16 - 22	357 - 399	1 - 2	188 - 187	1 - 1	169 - 212	2 - 4	9	27,478	N	ESPN2			
N.21	AIR FORCE*	W	30 - 14			23 - 16	502 - 329	1 - 4	326 - 189	1 - 1	176 - 140	1 - 1	61	28,626	N	CBSSN			
N.29	SAN JOSÉ STATE*	W	38 - 7			21 - 12	427 - 231	0 - 2	34 - 133	0 - 1	393 - 98	5 - 0	74	24,391	D	CBSSN			
2014 POINSETTIA BOWL (Qualcomm Stadium, San Diego, Calif.)																			
D.23	NAVY	L	16 - 17			18 - 14	327 - 271	3 - 4	141 - 17	0 - 0	186 - 254	1 - 2	72	33,077	N	ESPN			

2015 ► 11-3 OVERALL ► 8-0 MOUNTAIN WEST (1ST - WEST DIV.) ► HOME: 6-1; AWAY: 4-2; NEUTRAL: 1-0

COACH: ROCKY LONG

Date	Opponent	Result	Score	AP Coach		FD - FD	Total			Passing			Rushing			Temp	Att.	Misc	Television
				Rk	Rk		Yds - Yds	TOs - TOs	Yds - Yds	TDs - TDs	Yds - Yds	TDs - TDs	Yds - Yds	TDs - TDs					
S.5	SAN DIEGO	W	37 - 3			15 - 13	305 - 188	1 - 6	139 - 109	0 - 0	166 - 79	1 - 0	78	48,785	N,FW	MWN/CI			
S.12	at California	L	7 - 35			16 - 24	325 - 485	2 - 1	173 - 321	1 - 3	152 - 164	0 - 2	63	50,830	D	Pac-12			
S.19	SOUTH ALABAMA	ot-L	27 - 34			14 - 23	305 - 511	1 - 0	165 - 270	2 - 2	140 - 241	1 - 2	84	18,194	N	MWN/CI			
S.26	at Penn State	L	21 - 37			13 - 19	242 - 400	3 - 1	141 - 328	1 - 3	101 - 72	1 - 0	71	95,107	D	Big Ten			
O.3	FRESNO STATE*	W	21 - 7			19 - 6	409 - 89	1 - 0	104 - 77	2 - 1	305 - 12	1 - 0	69	29,996	N	CBSSN			
O.10	at Hawaii*	W	28 - 14			19 - 14	402 - 251	1 - 3	184 - 198	1 - 0	218 - 53	3 - 2	83	28,543	N	TWCSN			
O.17	at San José State*	W	30 - 7			23 - 14	377 - 148	0 - 2	144 - 113	1 - 0	233 - 35	2 - 1	66	16,339	N	ESPNU			
O.23	UTAH STATE*	W	48 - 14			19 - 16	429 - 239	0 - 4	93 - 95	1 - 1	336 - 134	5 - 1	71	25,898	N	ESPN2			
O.31	at Colorado State*	W	41 - 17			21 - 22	456 - 368	0 - 4	180 - 205	1 - 2	276 - 163	3 - 0	63	18,125	D	CBSSN			
N.14	WYOMING*	W	38 - 3			25 - 12	431 - 191	2 - 3	138 - 129	3 - 0	293 - 62	2 - 0	60	36,688	N,HC	CBSSN			
N.21	at UNLV*	W	52 - 14			20 - 18	393 - 270	0 - 4	107 - 190	1 - 2	286 - 80	5 - 0	54	14,738	N	CBSSN			
N.28	NEVADA*	W	31 - 14			17 - 10	408 - 263	0 - 3	88 - 228	0 - 0	320 - 35	4 - 2	53	22,939	N	ESPN2			
2015 MOUNTAIN WEST FOOTBALL CHAMPIONSHIP (Qualcomm Stadium, San Diego, Calif.)																			
D.5	AIR FORCE	W	27 - 24			17 - 14	436 - 340	1 - 0	203 - 35	1 - 0	233 - 305	2 - 3	70	20,959	D	ESPN2			
2015 HAWAII BOWL (Aloha Stadium, Honolulu, Hawaii)																			
D.24	vs. Cincinnati	W	42 - 7			22 - 15	336 - 279	0 - 3	129 - 202	2 - 0	207 - 77	2 - 1	75	22,793	D	ESPN			

2016 ► 11-3 OVERALL ► 6-2 MOUNTAIN WEST (1ST - WEST DIV.) ► HOME: 5-1; AWAY: 5-2; NEUTRAL: 1-0

COACH: ROCKY LONG

Final National Ranking: 25 (AP), 25 (Coaches)

Date	Opponent	Result	Score	AP Coach		FD - FD	Total			Passing			Rushing			Temp	Att.	Misc	Television
				Rk	Rk		Yds - Yds	TOs - TOs	Yds - Yds	TDs - TDs	Yds - Yds	TDs - TDs	Yds - Yds	TDs - TDs					
S.3	NEW HAMPSHIRE	W	31 - 0			19 - 8	461 - 141	0 - 1	291 - 70	2 - 0	170 - 71	2 - 0	75	46,486	N,FW				
S.10	CALIFORNIA	W	45 - 40			22 - 30	463 - 604	2 - 4	129 - 522	1 - 1	334 - 82	3 - 0	71	42,473	N	CBSSN			
S.17	at Northern Illinois	W	42 - 28			22 - 20	404 - 368	1 - 2	126 - 213	3 - 3	278 - 155	3 - 1	78	14,513	D	CBSSN			
O.1	(19) at South Alabama	L	24 - 42			20 - 18	316 - 331	2 - 1	159 - 242	1 - 3	157 - 89	2 - 2	76	14,741	N	ESPNNews			
O.8	UNLV*	W	26 - 7			22 - 9	460 - 122	1 - 1	215 - 9	1 - 0	245 - 113	2 - 0	73	33,296	N	ESPNU			
O.14	at Fresno State*	W	17 - 3			25 - 10	364 - 217	0 - 3	72 - 139	0 - 0	292 - 78	2 - 0	73	24,731	N	CBSSN			
O.21	SAN JOSÉ STATE*	W	42 - 3			22 - 14	460 - 209	1 - 0	167 - 142	1 - 0	293 - 67	5 - 0	75	25,613	N	ESPN2			
O.28	at Utah State*	W	40 - 13			20 - 12	414 - 252	0 - 2	14 - 181	1 - 1	400 - 71	2 - 1	55	17,332	N	CBSSN			
N.5	HAWAII*	W	55 - 0			19 - 15	393 - 215	1 - 4	97 - 167	3 - 0	296 - 48	2 - 0	78	41,644	N,HC	CBSSN			
N.12	at Nevada*	W	46 - 16			25 - 19	620 - 366	1 - 3	146 - 276	2 - 2	474 - 90	4 - 0	55	16,730	N	CBSSN			
N.19	(24) at Wyoming*	L	33 - 34			17 - 29	389 - 487	1 - 1	211 - 282	2 - 2	178 - 205	0 - 2	50	19,112	D	CBSSN			
N.26	COLORADO STATE*	L	31 - 63			16 - 23	377 - 507	2 - 0	183 - 216	2 - 5	194 - 291	2 - 3	53	34,223	N	CBSSN			
2016 MOUNTAIN WEST FOOTBALL CHAMPIONSHIP (War Memorial Stadium, Laramie, Wyo.)																			
D.3	at Wyoming	W	27 - 24			16 - 13	327 - 343	3 - 3	85 - 248	0 - 3	242 - 95	3 - 0	18	24,001	N	ESPN			
2016 LAS VEGAS BOWL (Sam Boyd Stadium, Las Vegas, Nev.)																			
D.17	vs. Houston	W	34 - 10			13 - 16	255 - 254	0 - 4	128 - 229	1 - 0	127 - 25	2 - 1	51	29,286	D	ABC			

All totals listed SDSU-Opponent. Rank is opponent's AP and Coaches poll rankings at game time. D - day game, N - night game, S - snow, HC - Homecoming, FW - KGB SkyShow, NA - not applicable, played indoors. (#) - SDSU national ranking at game time.

All-Time Series Results



SEVEN STRAIGHT BOWL GAME APPEARANCES ► 21 CONFERENCE CHAMPIONSHIPS

ALL-TIME SERIES RESULTS < HISTORY

Series Records vs. Current NCAA Division I Football Teams Only

	W	L	T	SDSU	Opp.	Home	Away	Last Meeting	Streak
► Air Force	15	19	0	831	979	9-7	6-11	W, 27-24 (h, '15)	W6
Akron	1	0	0	41	0	1-0	0-0	W, 41-0 (h, '65)	W1
Arizona	5	10	0	220	283	3-3	2-7	L, 10-23 (h, '01)	L4
► Arizona State	0	10	1	101	386	0-3	0-6-1	L, 28-39 (h, '02)	L6
Arkansas State	1	0	0	24	14	1-0	0-0	W, 24-14 (h, '76)	W1
Army	2	0	0	65	27	1-0	1-0	W, 42-7 (h, '12)	W2
► Boise State	2	2	0	119	140	1-1	1-1	L, 29-38 (a, '14)	L1
Bowling Green	2	0	1	83	55	1-0-1	1-0	W, 27-15 (a, '76)	W1
Brigham Young	7	28	1	685	1,185	5-12-1	2-16	L, 6-23 (h, '12)	L6
Buffalo	1	0	0	49	24	0-0	0-0	W, 49-24 (n, '13)	W1
California	4	4	0	197	233	4-0	0-4	W, 45-40 (h, '16)	W1
Cal Poly	14	11	0	620	438	8-6	6-5	W, 49-21 (h, '11)	W1
Cincinnati	1	1	0	65	59	0-1	0-0	W, 42-7 (n, '15)	W1
Colorado	0	1	0	14	34	0-0	0-1	L, 14-34 (a, '02)	L1
Colorado State	20	14	0	829	761	10-8	10-6	L, 31-63 (h, '16)	L1
Eastern Illinois	1	1	0	59	47	1-1	0-0	L, 19-40 (h, '13)	L1
Eastern Washington	1	0	0	19	9	1-0	0-0	W, 19-9 (h, '03)	W1
Florida State	2	0	0	79	33	2-0	0-0	W, 41-16 (h, '77)	W2
► Fresno State	29	23	4	1,171	1,160	15-12-2	14-11-2	W, 17-3 (a, '16)	W2
► Hawai'i	20	9	2	969	629	10-3	10-6-2	W, 55-0 (h, '16)	W5
Houston	1	2	0	57	73	0-1	0-1	W, 34-10 (n, '16)	W1
Idaho	3	2	0	178	141	3-0	0-2	W, 35-21 (h, '14)	W1
Idaho State	1	0	0	38	21	1-0	0-0	W, 38-21 (h, '04)	W1
Illinois	0	2	0	23	87	0-1	0-1	L, 13-49 (h, '00)	L2
Iowa	0	1	0	38	39	0-1	0-0	L, 38-39 (h, '86)	L1
Iowa State	3	3	0	186	163	3-2	0-1	W, 52-31 (h, '81)	W1
Kansas	1	0	0	41	13	0-0	1-0	W, 41-13 (a, '99)	W1
Kent State	2	0	0	31	9	1-0	1-0	W, 17-9 (h, '73)	W2
Louisiana	0	1	0	30	32	0-0	0-0	L, 30-32 (n, '11)	L1
Miami (Fla.)	1	5	0	108	210	1-2	0-3	L, 17-63 (h, '92)	L4
Michigan	0	2	0	28	52	0-0	0-2	L, 7-28 (a, '11)	L2
Minnesota	1	1	0	65	57	1-0	0-1	L, 7-31 (a, '94)	L1
Missouri	0	3	0	46	103	0-1	0-2	L, 24-27 (a, '10)	L3
Montana State	3	0	0	76	32	2-0	1-0	W, 34-22 (a, '68)	W3
Navy	3	1	0	152	75	3-1	0-0	L, 16-17 (h, '14)	W3
► Nevada	6	3	0	244	249	4-1	2-2	W, 46-16 (h, '16)	W2
New Hampshire	1	0	0	31	0	1-0	0-0	W, 31-0 (h, '16)	W1
► New Mexico	25	15	0	1,018	1,026	13-8	12-7	W, 24-14 (a, '14)	W5
New Mexico State	9	1	1	353	143	7-0	2-1	W, 26-16 (a, '13)	W7
Nicholls State	1	0	0	47	0	1-0	0-0	W, 47-0 (h, '10)	W1
North Carolina	0	2	0	40	51	0-0	0-0	L, 27-31 (a, '14)	L2
North Dakota	1	0	0	49	41	1-0	0-1	W, 49-41 (h, '12)	W1
North Dakota State	1	0	0	36	0	1-0	0-0	W, 36-0 (h, '66)	W1
North Texas	6	1	0	229	87	4-0	2-1	W, 30-12 (h, '75)	W1
Northern Arizona	3	0	0	74	15	2-0	1-0	W, 38-7 (h, '14)	W3
► Northern Illinois	5	0	0	194	68	3-0	2-0	W, 42-28 (h, '16)	W5
Notre Dame	0	1	0	13	21	0-0	0-1	L, 13-21 (a, '08)	L1
Ohio State	0	4	0	38	112	0-0	0-4	L, 7-42 (a, '13)	L4
Oklahoma	1	1	0	73	69	1-0	0-1	W, 51-31 (h, '96)	W1
Oklahoma State	2	2	0	80	56	1-1	1-1	L, 16-19 (a, '84)	L1
Oregon	0	4	0	91	150	0-2	0-2	L, 21-42 (a, '90)	L4
Oregon State	2	3	0	82	105	1-1	1-3	L, 7-28 (a, '14)	L3
Penn State	0	1	0	21	37	0-0	0-1	L, 21-37 (a, '15)	L1
Portland State	1	0	0	52	17	1-0	0-0	W, 52-17 (h, '07)	W1
Samford	1	0	0	37	17	1-0	0-0	W, 37-17 (h, '03)	W1
San Diego	2	0	0	80	15	2-0	0-0	W, 37-3 (h, '15)	W2
► San José State	19	19	2	859	865	11-6-1	8-13-1	W, 42-3 (h, '16)	W4
South Alabama	0	2	0	51	76	0-1	0-1	L, 24-52 (a, '16)	L2
South Florida	1	0	0	41	12	1-0	0-0	W, 41-12 (h, '99)	W1
Southern California	0	2	1	58	90	0-0-1	0-2	L, 21-24 (a, '99)	L2
Southern Mississippi	2	1	0	109	31	2-0	0-1	L, 0-10 (a, '71)	L1
Southern Utah	1	0	0	35	19	1-0	0-0	W, 35-19 (h, '09)	W1
► Stanford	1	3	0	101	114	1-1	0-2	L, 10-31 (a, '88)	L3
TCU	0	7	0	121	283	0-4	0-3	L, 14-27 (h, '11)	L7
Tennessee State	1	0	1	29	21	1-0-1	0-0	T, 13-13 (h, '68)	T1
Texas Southern	1	0	0	42	33	1-0	0-0	W, 42-23 (h, '68)	W1
Tulsa	2	2	0	91	83	1-0	1-1	W, 24-14 (a, '98)	W1
UCLA	0	21	1	241	705	0-13-1	0-8	L, 14-33 (a, '09)	L19
► UNLV	17	9	0	690	523	11-3	6-6	W, 26-7 (h, '16)	W3
Utah	12	17	1	718	854	7-8-1	5-9	L, 34-38 (h, '10)	L5
Utah State	12	1	0	386	171	8-1	4-0	W, 40-13 (h, '16)	W10
UTEP	18	4	0	776	449	9-2	9-2	L, 27-34 (h, '06)	L1
Washington	0	3	0	40	103	0-0	0-3	L, 12-21 (a, '12)	L3
Washington State	1	1	0	59	69	1-0	0-1	W, 42-24 (h, '11)	W1
Weber State	2	0	0	96	46	1-0	1-0	W, 58-12 (h, '67)	W1
Wisconsin	1	4	0	60	128	1-1	0-3	L, 0-14 (a, '06)	L4
Wyoming	18	19	0	988	1,015	11-7	7-12	W, 27-24 (a, '16)	W1

► - Indicates 2017 opponent



AIR FORCE

Series: Air Force leads, 19-15
Home: 9-7, **Away:** 6-11, **Neutral:** 0-1
Qualcomm Stadium/Jack Murphy/SD: 9-7
MW Games: 9-7; **WAC Games:** 5-12
Longest SDSU Win Streak: 6 (2010-current)
Longest Air Force Win Streak: 9 (1981-89)

Date	Location (Opp. NR)	Score
Western Athletic Conference Era		
S.20.80	A-Falcon Stadium*	W 13-10
N.29.81	N-Mirage Bowl (Tokyo, Japan)*	L 16-21
S.11.82	A-Falcon Stadium*	L 32-44
D.3.83	H-Jack Murphy Stadium (18)*	L 7-38
S.1.84	A-Falcon Stadium*	L 16-34
N.2.85	A-Falcon Stadium (7)*	L 10-31
O.25.86	H-Jack Murphy Stadium (HC)*	L 10-22
S.19.87	A-Falcon Stadium*	L 7-49
S.11.88	H-Jack Murphy Stadium*	L 36-52
S.2.89	A-Falcon Stadium*	L 36-52
S.29.90	H-Jack Murphy Stadium*	W 48-18
S.21.91	A-Falcon Stadium*	L 20-21
O.24.92	H-Jack Murphy Stadium*	L 17-20
S.18.93	A-Falcon Stadium*	W 38-31
O.1.94	H-Jack Murphy Stadium*	L 35-36
N.28.96	H-Jack Murphy Stadium*	W 28-23
S.27.97	A-Falcon Stadium (25)*	L-ot 18-24
Mountain West Era		
O.2.99	H-Qualcomm Stadium*	L 22-23
N.18.00	A-Falcon Stadium*	L 24-45
S.29.01	H-Qualcomm Stadium*	L 21-45
N.23.02	A-Falcon Stadium*	W 38-34
N.22.03	H-Qualcomm Stadium*	W 24-3
N.13.04	A-Falcon Stadium*	W 37-31
S.10.05	A-Falcon Stadium*	L 29-41
O.21.06	H-Qualcomm Stadium*	W 19-12
N.17.07	A-Falcon Stadium*	L 23-55
O.11.08	H-Qualcomm Stadium (FW)*	L 10-35
S.26.09	A-Falcon Stadium*	L 14-26
O.16.10	H-Qualcomm Stadium (23)(HC)*	W 25-23
O.13.11	A-Falcon Stadium*	W 41-27
N.10.12	H-Qualcomm Stadium*	W 28-9
O.10.13	A-Falcon Stadium*	W 27-20
N.21.14	H-Qualcomm Stadium*	W 30-14
D.5.15	H-Qualcomm Stadium (MWC)	W 27-14



ARIZONA STATE

Series: Arizona State leads, 10-0-1
Home: 0-3, **Away:** 0-6-1
Qualcomm Stadium/Jack Murphy/SD: 0-2
Longest SDSU Win Streak: N/A
Longest ASU Win Streak: 7 (1955-current)

Date	Location (Opp. NR)	Score
N.29.34	A-Irish Field	L 6-14
S.21.39	H-Aztec Bowl	L 0-20
N.4.50	A-Goodwin Stadium	L 13-31
O.20.51	H-Aztec Bowl (HC)	T 27-27
N.3.56	A-Goodwin Stadium	L 0-61
O.26.57	H-Aztec Bowl	L 0-66
A.31.00	H-Qualcomm Stadium	L 7-10
S.8.01	A-Sun Devil Stadium	L 7-38
S.14.02	H-Qualcomm Stadium	L 28-39
S.15.07	A-Sun Devil Stadium	L 13-34



BOISE STATE

Series: Series tied, 2-2
Home: 1-1, **Away:** 1-1
Qualcomm Stadium/Jack Murphy/SD: 1-1
MW Games: 2-2
Longest SDSU Win Streak: 2 (2012-13)
Longest BSU Win Streak: 1 (twice)

Date	Location (Opp. NR)	Score
Mountain West Era		
N.19.11	H-Qualcomm Stadium (10)*	L 35-52
N.3.12	A-Bronco Stadium (19)*	W 21-19
N.23.13	H-Qualcomm Stadium*	W-ot 34-31
N.15.14	A-Bronco Stadium*	L 29-38



FRESNO STATE

Series: San Diego State leads 29-23-4
Home: 15-12-2, **Away:** 14-11-2
Qualcomm Stadium/Jack Murphy/SD: 9-3
MW Games: 2-3; **WAC Games:** 6-3
Longest SDSU Win Streak: 9 (1962-70)
Longest Fresno St. Win Streak: 8 (1954-61)

Date	Location (Opp. NR)	Score
N.19.23	H-San Diego	W 12-2
N.27.24	A-Fresno	L 0-7
O.30.26	H-San Diego	L 7-28
D.5.31	A-Fresno	W 15-0
O.25.40	H-Aztec Bowl*	T 0-0
O.25.41	H-Aztec Bowl*	L 0-26
O.11.42	H-Aztec Bowl*	L 0-66
O.27.45	A-Fresno	W 7-0
O.26.46	H-Aztec Bowl*	W 7-0
N.1.47	A-Fresno*	T 7-7
N.6.48	A-Fresno*	L 6-7
N.5.49	A-Fresno*	W 18-7
O.21.50	H-Aztec Bowl*	T 20-20
N.3.51	A-Fresno	W 13-7
N.1.52	H-Aztec Bowl	L 33-49
O.31.53	A-Fresno*	T 27-27
O.30.54	H-Aztec Bowl*	L 0-20
N.5.55	A-Fresno*	L 6-20
N.17.56	H-Aztec Bowl*	L 7-50
N.2.57	A-Fresno*	L 0-27
N.1.58	H-Aztec Bowl* (HC)	L 20-22
O.31.59	A-Fresno*	L 13-58
O.29.60	H-Aztec Bowl* (HC)	L 0-60
O.28.61	A-Fresno*	L 6-27
O.27.62	H-Aztec Bowl*	W 29-26
N.2.63	A-Fresno*	W 34-6
O.31.64	H-Aztec Bowl*	W 44-6
O.30.65	A-Fresno*	W 26-7
O.29.66	H-Aztec Bowl*	W 34-13
O.28.67	A-Fresno*	W 28-21
N.2.68	H-San Diego Stadium	W 42-12
N.1.69	A-Fresno*	W 48-20
O.31.70	(14) A-Fresno*	W 56-14
O.30.71	A-Fresno*	L 10-17
O.28.72	H-San Diego Stadium*	W 21-14
N.17.73	A-Fresno*	W 41-6
O.12.74	A-Fresno*	W 24-21
O.11.75	A-Fresno*	W 29-0
S.18.76	H-San Diego Stadium	W 7-3
O.8.77	A-Fresno	L 14-34

Western Athletic Conference Era

O.7.78	H-San Diego Stadium*	W 31-14
S.22.79	A-Fresno*	W 32-23
N.21.92	H-Jack Murphy Stadium*	L 41-45
N.20.93	A-Bulldog Stadium*	L 37-63
N.26.94	H-Jack Murphy Stadium*	L 42-49
O.14.95	H-Jack Murphy Stadium*	W 48-24
N.23.96	H-Jack Murphy Stadium*	W 31-21
N.15.97	A-Bulldog Stadium*	W 20-19
N.7.98	H-Qualcomm Stadium*	W 10-0

Mountain West Era

A.29.02	A-Bulldog Stadium	L 14-16
D.3.11	H-Qualcomm Stadium	W 35-28
S.29.12	A-Bulldog Stadium*	L 40-52
O.26.13	H-Qualcomm Stadium (15) (HC)*	L-ot 28

All-Time Series Results



SEVEN STRAIGHT BOWL GAME APPEARANCES ▶ 21 CONFERENCE CHAMPIONSHIPS

0.24.81	H-Jack Murphy Stadium*	L	10-28
N.6.82	A-Aloha Stadium*	W	31-28
O.1.83	A-Aloha Stadium*	T	27-27
O.27.84	A-Aloha Stadium*	L	10-16
N.30.85	A-Aloha Stadium*	T	10-10
N.22.86	H-Jack Murphy Stadium*	W	35-5
O.31.87	A-Aloha Stadium*	*W	29-21
O.15.88	H-Jack Murphy Stadium* (HC)	L	30-32
O.7.89	A-Aloha Stadium* (20)	L	24-31
N.10.90	H-Jack Murphy Stadium*	W	44-38
O.5.91	A-Aloha Stadium*	W	47-21
N.14.92	H-Jack Murphy Stadium* (23)	W	52-28
O.9.93	A-Aloha Stadium*	W	45-14
O.29.94	H-Jack Murphy Stadium*	W	38-23
N.18.95	A-Aloha Stadium*	W	49-10
O.11.96	H-Jack Murphy Stadium*	W	56-8
O.25.97	A-Aloha Stadium*	W	10-3
O.9.98	H-Qualcomm Stadium*	W	35-13

Mountain West Era

D.7.02	A-Aloha Stadium	L	40-41
D.3.05	A-Aloha Stadium	L	38-49
O.6.12	H-Qualcomm Stadium*	W	52-14
N.16.13	A-Aloha Stadium*	W-ot	28-21
O.18.14	H-Qualcomm Stadium*	W	20-10
O.10.15	A-Aloha Stadium*	W	28-14
N.5.16	H-Qualcomm Stadium* (HC)	W	55-0



NEVADA

Series: San Diego State leads, 6-3

Home: 4-1, Away: 2-2

Qualcomm Stadium/Jack Murphy/SD: 3-0			
MW Games: 4-1			
Longest SDSU Win Streak: 4 (1995-13)			
Longest NEV Win Streak: 2 (1945-46)			

Date	Location (Opp. NR)		Score
N.11.45	A-Reno	L	6-44
O.19.46	H-Balboa Stadium	L	0-26
S.28.95	H-Jack Murphy Stadium	W	30-27

Mountain West Era

S.25.04	H-Qualcomm Stadium	W	27-10
O.20.12	A-Mackay Stadium*	W-ot	39-38
O.4.13	H-Qualcomm Stadium*	W-ot	51-44
N.1.14	A-Mackay Stadium*	L	14-30
N.28.15	H-Qualcomm Stadium*	W	31-14
N.12.16	A-Mackay Stadium*	W	46-16



NEW MEXICO

Series: San Diego State leads, 25-15

Home: 13-8, Away: 12-7

Qualcomm Stadium/Jack Murphy/SD: 13-8			
MW Games: 6-9; WAC Games: 18-3			
Longest SDSU Win Streak: 13 (1984-1996)			
Longest UNM Win Streak: 8 (2001-08)			

Date	Location (Opp. NR)		Score
O.17.53	A-Zimmerman Field	L	12-41
S.25.54	H-Aztec Bowl	L	7-28
N.24.56	A-Zimmerman Field	L	6-34
N.27.76	H-San Diego Stadium	W	17-14

Western Athletic Conference Era

N.25.78	H-San Diego Stadium*	W	27-24
O.6.79	A-University Stadium*	W	35-7
N.22.80	H-Jack Murphy Stadium*	W	24-22
O.3.81	A-University Stadium*	W	17-15
O.16.82	H-Jack Murphy Stadium*	L	17-22
N.19.83	A-University Stadium*	L	14-34
N.17.84	H-Jack Murphy Stadium*	W	37-31
N.23.85	H-Jack Murphy Stadium*	W	55-20
S.27.86	A-University Stadium*	W	38-34
N.21.87	H-Jack Murphy Stadium*	W	53-30
N.19.88	A-University Stadium*	W	18-10
N.4.89	H-Jack Murphy Stadium*	W	45-28
N.17.90	A-University Stadium*	W	40-34
O.12.91	H-Jack Murphy Stadium*	W	38-24
O.3.92	A-University Stadium*	W	49-21
O.23.93	H-Jack Murphy Stadium* (HC)	W	20-17
O.15.94	A-University Stadium*	W	20-13
N.4.95	H-Jack Murphy Stadium*	W	38-29
O.19.96	A-University Stadium*	W	48-42
O.11.97	H-Jack Murphy Stadium*	L	21-36
O.17.98	A-University Stadium*	W-ot	36-33

Mountain West Era

O.9.99	H-Qualcomm Stadium* (HC)	L	21-24
--------	--------------------------	---	-------

N.4.00	A-University Stadium*	W	17-16
N.3.01	H-Qualcomm Stadium*	L	15-20
N.9.02	A-University Stadium*	L	8-15
O.18.03	H-Qualcomm Stadium* (HC)	L	7-30
O.23.04	A-University Stadium*	L	9-19
O.22.05	H-Qualcomm Stadium*	L	24-47
N.25.06	A-University Stadium*	L	14-41
N.20.07	H-Qualcomm Stadium* (HC)	L	17-20
O.18.08	A-University Stadium*	L	7-70
O.31.09	H-Qualcomm Stadium*	W	23-20
O.23.10	A-University Stadium*	W	30-20
N.5.11	H-Qualcomm Stadium*	W	35-7
N.2.13	H-Qualcomm Stadium*	W	35-30
O.10.14	A-University Stadium*	W	24-14



NORTHERN ILLINOIS

Series: San Diego State leads, 5-0

Home: 2-0; Away: 3-0

Qualcomm Stadium/Jack Murphy/SD: 2-0			
Longest SDSU Win Streak: 5 (1967-Current)			
Longest NIU Win Streak: N/A			

Date	Location (Opp. NR)		Score
O.21.67	A-NIU Stadium	W	47-6
S.20.68	H-San Diego Stadium	W	40-21
S.12.70	A-NIU Stadium	W	35-3
O.2.71	H-San Diego Stadium	W	30-10
S.17.16	A-Huskie Stadium	W	42-28



SAN JOSÉ STATE

Series: Series tied, 19-19-2

Home: 11-6-1, Away: 8-13-1

Qualcomm Stadium/Jack Murphy/SD: 9-1			
MW Games: 4-0; WAC Games: 3-0			
Longest SDSU Win Streak: 7 (1976-2005)			
Longest SJSU Win Streak: 11 (1938-52)			

Date	Location (Opp. NR)		Score
O.11.35	A-Spartan Stadium	L	9-24
O.24.36	H-Aztec Bowl	W	14-6
N.25.37	A-Spartan Stadium	W	7-6
O.29.38	H-Aztec Bowl*	L	0-14
O.13.39	A-Spartan Stadium*	L	0-42
O.11.40	A-Spartan Stadium*	L	0-10
O.10.41	A-Spartan Stadium*	L	0-20
N.8.42	A-Spartan Stadium*	L	0-26
N.16.46	H-Balboa Stadium*	L	0-6
O.25.47	H-Balboa Stadium*	L	7-32
N.12.48	A-Spartan Stadium*	L	13-21
N.12.49	H-Aztec Bowl*	L	0-40
S.29.50	A-Spartan Stadium	L	0-26
S.27.52	H-Aztec Bowl	L	6-47
O.20.56	H-Balboa Stadium	T	27-27
O.25.57	A-Spartan Stadium	L	0-46
N.28.64	A-Spartan Stadium	L	15-20
O.19.66	A-Spartan Stadium	W	25-0
O.26.68	H-San Diego Stadium (HC)	W	48-6
O.4.69	A-Spartan Stadium*	W	55-21
O.17.70	H-San Diego Stadium*	W	32-6
N.6.71	A-Spartan Stadium*	L	7-45
O.7.72	H-San Diego Stadium*	W	23-12
N.3.73	A-Spartan Stadium*	T	27-27
O.19.74	H-San Diego Stadium* (HC)	W	40-14
N.15.75	A-Spartan Stadium*	L	7-31
N.6.76	H-San Diego Stadium (HC)	W	30-17
N.26.77	(16) A-Spartan Stadium	W	37-34

Western Athletic Conference Era

O.21.95	H-Jack Murphy Stadium	W	49-20
N.2.96	A-Spartan Stadium*	W	49-20
N.8.97	H-Qualcomm Stadium* (HC)	W	48-21
N.14.98	A-Spartan Stadium*	W	34-6

Mountain West Era

S.24.05	H-Qualcomm Stadium	W	52-21
S.30.06	A-Spartan Stadium	L	10-31
S.13.08	A-Spartan Stadium	L	10-35
S.22.12	H-Qualcomm Stadium	L	34-38
N.9.13	A-Spartan Stadium*	W	34-30
N.29.14	H-Qualcomm Stadium*	W	38-7
O.17.15	A-Spartan Stadium*	W	30-7
O.21.16	H-Qualcomm Stadium*	W	42-3



STANFORD

Series: Stanford leads, 3-1

Home: 1-1; Away: 0-2

Qualcomm Stadium/Jack Murphy/SD: 1-1			
Longest SDSU Win Streak: 1 (1985)			
Longest STAN Win Streak: 3 (1986-current)			

Date	Location (Opp. NR)		Score
O.5.85	H-Jack Murphy Field	W	41-22
O.4.86	A-Stanford Stadium (16)	L	10-17
O.17.87	H-Qualcomm Stadium	L	40-44
S.17.88	A-Stanford Stadium	L	10-31



UC DAVIS

Series: First Meeting



UNLV

Series: San Diego State leads, 17-9

Home: 11-3, Away: 6-6

Qualcomm Stadium/Jack Murphy/SD: 10-3			
MW Games: 13-5; WAC Games: 1-1			
Longest SDSU Win Streak: 3 (three times)			
Longest UNLV Win Streak: 3 (1983-1996)			

Date	Location (Opp. NR)		Score
O.22.77	H-San Diego Stadium	W	31-7
O.11.80	H-Jack Murphy Stadium	L	17-28
N.14.81	A-Las Vegas Silver Bowl	W	38-20
S.25.82	H-Jack Murphy Stadium	W	26-23
O.27.83	A-Las Vegas Silver Bowl	L	10-28
N.3.84	H-Jack Murphy Stadium	L	14-30

Western Athletic Conference Era

N.16.96	A-Sam Boyd Stadium*	L	42-44
O.18.97	H-Qualcomm Stadium*	W-ot	20-17

Mountain West Era

N.18.99	A-Sam Boyd Stadium*	W	37-7
N.25.00	H-Qualcomm Stadium*	L	24-31
O.13.01	A-Sam Boyd Stadium*	L	3-31
O.26.02	H-Qualcomm Stadium* (HC)	W	31-21
N.8.03	A-Sam Boyd Stadium*	W	7-0
N.20.04	H-Qualcomm Stadium*	W	21-3
O.8.05	A-Sam Boyd Stadium*	L	10-13
N.11.06	H-Qualcomm Stadium*	W	21-7
N.10.07	A-Sam Boyd Stadium*	W	38-30
N.22.08	H-Qualcomm Stadium*	W	42-21
N.28.09	A-Sam Boyd Stadium*	L	24-28
N.27.10	H-Qualcomm Stadium*	W	48-14
N.26.11	A-Sam Boyd Stadium*	W	31-14
O.27.12	H-Qualcomm Stadium*	W	24-13
N.30.13	A-Sam Boyd Stadium*	L	19-45
S.26.14	H-Qualcomm Stadium*	W	34-17
N.21.15	A-Sam Boyd Stadium*	W	52-14
O.8.16	H-Qualcomm Stadium*	W	26-7

Historic Series

Non-NCAA Division I Football Teams

	W	L	T
Alumni	0	0	1
Army-Navy Academy J.C.	3	0	0
Boston University	1	0	0
Cal Poly Pomona	3	1	0
Cal State Fullerton	3	0	1
Cal State L.A.	11	5	1
Cal State Northridge	7	0	0
Cal Western	3	0	0
Caltech	4	6	0
Camp Haan	0	1	0
Chaffey J.C.	2	0	0
Chapman	8	0	0
Coronado H.S.	1	0	0
El Centro J.C.	1	0	0
Fleet Air	0	1	0
Fullerton J.C.	1	1	0
Hardin-Simmons	0	1	0
Hawaii Marines	0	1	0
LaVerne	10	2	3
Long Beach State	19	10	0
Loyola (Calif.)	3	4	0
March Field Flyers	0	1	0
Mexico Polytechnic	1	0	0
Naval Air	0	1	0
Occidental	11	7	1
Pacific	16	7	0
Pepperdine	11	2	1
Pomona College	10	7	1
Redlands	17	7	2
Reserve Destroyers	0	1	0
Riverside J.C.	3	1	0
San Diego Marines	10	16	2
San Diego NTC	1	0	0
San Francisco State	7	1	0
Santa Ana J.C.	3	1	0
Submarines Pacific	1	1	0
Tampa	1	0	0
Texas-Arlington	2	0	0
UC Santa Barbara	26	8	1
U.S.S. Birmingham	1	1	0
U.S.S. Melville	1	0	0
U.S.S. New Mexico	1	0	0
West Texas State	2	0	0
Whittier	10	11	2

* - conference game; HC - Homecoming; MWC - MW Championship game; (#) before stadium - SDSU's AP rank; (#) after stadium - opponent's AP rank

vs. 2017 Opponents' Conferences

CONFERENCE	W-L	CONFERENCE	W-L
MOUNTAIN WEST	15-19	Ohio	0-0
Air Force	15-19	Toledo	0-0
Boise State	2-2	Western Michigan	0-0
Colorado State	20-14	TOTALS	11-0-1
Fresno State	29-23-4	PAC-12	W-L
Hawaii	20-9-2	Arizona	5-10
Nevada	6-3	Arizona State	0-10-1
New Mexico	25-15	California	4-4
San José State	19-19-2	Colorado	0-1
UNLV	17-9	Oregon	0-4
Utah State	12-1	Oregon State	2-3
Wyoming	18-19	Stanford	1-3
TOTALS	183-133-8	UCLA	0-21-1
MID-AMERICAN	W-L	USC	0-2-1
Akron	1-0	Utah	12-17-1
Ball State	0-0	Washington	0-3
Bowling Green	2-0-1	Washington State	1-1
Buffalo	1-0	TOTALS	25-79-4
Central Michigan	0-2	BIG SKY	W-L
Eastern Michigan	0-0	Cal Poly	14-11
Kent State	2-0	Eastern Washington	1-0
Miami (OH)	0-0	Idaho State	1-0
Northern Illinois	5-0	Montana State	3-0
		North Dakota	1-0
		Northern Arizona	3-0
		Portland State	1-0
		Southern Utah	1-0
		Weber State	2-0
		TOTALS	27-11
		DIVISION FBS (I-A)	W-L

Second-Half Comebacks



SEVEN STRAIGHT BOWL GAME APPEARANCES ► 21 CONFERENCE CHAMPIONSHIPS

2ND-HALF COMEBACKS TO WIN (DI ERA (SINCE 1969))

Date	Opponent	Head Coach	Quarterback	Largest 2H Deficit	Final
Nov. 22, 1969	North Texas	Don Coryell	Dennis Shaw	10	W, 42-24
Nov. 29, 1969	Long Beach State*	Don Coryell	Dennis Shaw	11	W, 36-32
Nov. 7, 1970	at Pacific*	Don Coryell	Brian Sipe	6	W, 14-13
Oct. 16, 1971	at UC Santa Barbara	Don Coryell	Brian Sipe	16	W, 27-23
Oct. 22, 1971	Utah State	Don Coryell	Brian Sipe	13	W, 36-20
Oct. 28, 1972	Fresno State*	Don Coryell	Bill Donckers	7	W, 21-14
Dec. 2, 1972	Iowa State	Don Coryell	Bill Donckers	7	W, 27-14
Sept. 22, 1973	at Utah State	Claude Gilbert	Jesse Freitas	7	W, 35-7
Oct. 12, 1974	Fresno State*	Claude Gilbert	Craig Penrose	7	W, 24-21
Oct. 26, 1974	Long Beach State*	Claude Gilbert	Craig Penrose	3	W, 27-17
Sept. 18, 1976	Fresno State	Claude Gilbert	Joe Davis	3	W, 7-3
Oct. 16, 1976	Pacific	Claude Gilbert	Pete Tereschuk	6	W, 21-15
Oct. 30, 1976	at UTEP	Claude Gilbert	Tom Craft	9	W, 27-16
Nov. 26, 1977	at San José State	Claude Gilbert	Joe Davis	10	W, 37-34
Oct. 21, 1978	Pacific	Claude Gilbert	Mark Halda	4	W, 31-28
Sept. 22, 1979	at Fresno State	Claude Gilbert	Mark Halda	11	W, 32-23
Sept. 29, 1979	Wisconsin	Claude Gilbert	Mark Halda	7	W, 24-17
Oct. 13, 1979	Miami (Fla.)	Claude Gilbert	Mark Halda	3	W, 31-20
Nov. 10, 1979	Arizona	Claude Gilbert	Chris Schaefer	3	W, 42-10
Nov. 29, 1980	Utah*	Claude Gilbert	Matt Kofler	8	W, 21-20
Sept. 12, 1981	at Colorado State*	Doug Scovill	Matt Kofler	5	W, 30-14
Sept. 26, 1981	at Oklahoma State	Doug Scovill	Matt Kofler	3	W, 23-16
Oct. 9, 1982	at Wyoming*	Doug Scovill	Mark McKay	7	W, 24-21
Oct. 30, 1982	Utah*	Doug Scovill	Mark McKay	7	W, 21-17
Nov. 6, 1982	at Hawai'i	Doug Scovill	Mark McKay	11	W, 31-28
Sept. 6, 1986	Long Beach State	Denny Stolz	Todd Santos	3	W, 27-24
Sept. 13, 1986	at Utah*	Denny Stolz	Todd Santos	3	W, 37-30
Sept. 27, 1986	at New Mexico*	Denny Stolz	Todd Santos	4	W, 38-34
Nov. 1, 1986	at Colorado State*	Denny Stolz	Todd Santos	6	W, 27-26
Nov. 15, 1986	Wyoming*	Denny Stolz	Todd Santos	8	W, 31-24
Oct. 24, 1987	Long Beach State	Denny Stolz	Todd Santos	7	W, 29-21
Oct. 31, 1987	at Hawai'i*	Denny Stolz	Todd Santos	7	W, 29-21
Nov. 14, 1987	Colorado State*	Denny Stolz	Todd Santos	2	W, 26-12
Sept. 11, 1988	Air Force*	Denny Stolz	Brad Platt	4	W, 39-36
Sept. 30, 1989	at Utah*	Al Luginbill	Dan McGwire	6	W, 38-27
Oct. 28, 1989	at UTEP*	Al Luginbill	Dan McGwire	4	W, 34-31
Sept. 14, 1991	Pacific	Al Luginbill	Cree Morris	7	W, 55-34
Oct. 26, 1991	at Utah*	Al Luginbill	David Lowery	11	W, 24-21
Oct. 17, 1992	UTEP*	Al Luginbill	David Lowery	1	W, 49-27
Nov. 14, 1992	Hawai'i*	Al Luginbill	David Lowery	4	W, 52-28
Sept. 18, 1993	at Air Force*	Al Luginbill	David Lowery	17	W, 38-31
Oct. 10, 1994	California	Ted Tollner	Tim Gutierrez	7	W, 22-20
Oct. 7, 1995	at Utah*	Ted Tollner	Billy Blanton	4	W, 24-21
Oct. 19, 1996	at New Mexico*	Ted Tollner	Billy Blanton	7	W, 48-42
Nov. 7, 1996	(16/15) Wyoming*	Ted Tollner	Billy Blanton	3	W, 28-24
Nov. 15, 1997	at Fresno State*	Ted Tollner	Spencer Brinton	12	W, 20-19
Oct. 3, 1998	at Tulsa*	Ted Tollner	Brian Russell	11	W, 24-14
Oct. 17, 1998	at New Mexico*	Ted Tollner	Brian Russell	1	W, 36-33 (ot)
Oct. 24, 1998	Utah*	Ted Tollner	Brian Russell	7	W, 21-20 (ot)
Oct. 21, 2000	at Brigham Young*	Ted Tollner	Lon Sheriff	5	W, 16-15
Nov. 4, 2000	at New Mexico*	Ted Tollner	Lon Sheriff	16	W, 17-16
Oct. 19, 2002	at Wyoming*	Tom Craft	Adam Hall	4	W, 24-20
Nov. 23, 2002	at Air Force*	Tom Craft	Lon Sheriff	11	W, 38-34
Nov. 19, 2005	Wyoming*	Tom Craft	Kevin Craft	7	W, 34-21
Oct. 21, 2006	Air Force*	Chuck Long	Kevin Craft	2	W, 19-12
Oct. 6, 2007	at Colorado State*	Chuck Long	Kevin O'Connell	3	W, 24-20
Nov. 3, 2007	Wyoming*	Chuck Long	Kevin O'Connell	14	W, 27-24
Oct. 31, 2009	New Mexico*	Brady Hoke	Ryan Lindley	4	W, 23-20
Oct. 24, 2009	at Colorado State*	Brady Hoke	Ryan Lindley	14	W, 42-28
Nov. 6, 2010	Colorado State*	Brady Hoke	Ryan Lindley	3	W, 24-19
Sept. 17, 2011	Washington State	Rocky Long	Ryan Lindley	10	W, 42-24
Oct. 13, 2011	at Air Force	Rocky Long	Ryan Lindley	3	W, 41-27
Nov. 26, 2011	at UNLV*	Rocky Long	Ryan Lindley	7	W, 31-14
Dec. 3, 2011	Fresno State*	Rocky Long	Ryan Lindley	7	W, 35-28
Oct. 20, 2012	at Nevada*	Rocky Long	Ryan Katz	11	W, 39-38 (ot)
Nov. 3, 2012	at (19/14) Boise State*	Rocky Long	Adam Dingwell	6	W, 21-19
Nov. 24, 2012	at Wyoming*	Rocky Long	Adam Dingwell	7	W, 42-28
Sept. 28, 2013	at New Mexico State	Rocky Long	Quinn Kaehler	11	W, 26-16
Oct. 10, 2013	at Air Force*	Rocky Long	Quinn Kaehler	14	W, 27-20
Nov. 9, 2013	at San José State*	Rocky Long	Quinn Kaehler	11	W, 34-30
Nov. 16, 2013	at Hawai'i*	Rocky Long	Quinn Kaehler	7	W, 28-21 (ot)
Nov. 23, 2013	Boise State*	Rocky Long	Quinn Kaehler	7	W, 34-31 (ot)
Nov. 21, 2014	Air Force*	Rocky Long	Quinn Kaehler	1	W, 30-14
Dec. 5, 2015	Air Force (MW CG)	Rocky Long	Christian Chapman	7	W, 27-24

Date	Opponent	Head Coach	Quarterback	Largest 2H Deficit	Final
Dec. 17, 2016	vs. Houston (LVB)	Rocky Long	Christian Chapman	4	W, 34-10

* - Indicates conference game. MW CG - Indicates Mountain West championship game. LVB - Indicates Las Vegas Bowl.

2ND-HALF COMEBACKS TO TIE (DI ERA (SINCE 1969))

Date	Opponent	Head Coach	Quarterback	Largest 2H Deficit	Final
Nov. 3, 1973	at San José State	Claude Gilbert	Jesse Freitas	17	T, 27-27
Nov. 23, 1974	Bowling Green	Claude Gilbert	Craig Penrose	18	T, 21-21
Oct. 13, 1984	Utah	Doug Scovill	Jim Plum	6	T, 24-24
Nov. 30, 1985	at Hawai'i	Doug Scovill	Todd Santos	3	T, 10-10
Sept. 23, 1989	Cal State Fullerton	Al Luginbill	Dan McGwire	4	T, 41-41
Nov. 16, 1991	Brigham Young	Al Luginbill	David Lowery	7	T, 52-52
Sept. 5, 1992	USC	Al Luginbill	David Lowery	14	T, 31-31

LARGEST 2ND-HALF COMEBACKS TO WIN (DI ERA (SINCE 1969))

Pl.	Date	Opponent	Head Coach	Quarterback	Largest 2H Deficit	Final
1.	Sept. 18, 1993	at Air Force*	Al Luginbill	David Lowery	17	W, 38-31
2.	Nov. 4, 2000	at New Mexico*	Ted Tollner	Lon Sheriff	16	W, 17-16
	Oct. 16, 1971	at UC Santa Barbara	Don Coryell	Brian Sipe	16	W, 27-23
4.	Oct. 10, 2013	at Air Force*	Rocky Long	Quinn Kaehler	14	W, 27-20
	Oct. 24, 2009	at Colorado State*	Brady Hoke	Ryan Lindley	14	W, 42-28
	Nov. 3, 2007	Wyoming*	Chuck Long	Kevin O'Connell	14	W, 27-24

2ND-HALF COMEBACKS BY YEAR (DI ERA (SINCE 1969))

Season	Wins	Season	Wins	Season	Wins
1969	2	1986	► 5	2003	0
1970	1	1987	3	2004	0
1971	2	1988	1	2005	1
1972	2	1989	2	2006	1
1973	1	1990	0	2007	2
1974	2	1991	2	2008	0
1975	0	1992	2	2009	2
1976	3	1993	1	2010	1
1977	1	1994	1	2011	4
1978	1	1995	1	2012	3
1979	4	1996	2	2013	► 5
1980	1	1997	1	2014	1
1981	2	1998	3	2015	1
1982	3	1999	0	2016	1
1983	0	2000	2	TOTAL	75
1984	0	2001	0		
1985	0	2002	2		

► Indicates Division I era school record.

BY COACH AND QUARTERBACK (DI ERA (SINCE 1969))

Most Second-Half Comebacks By Coach

Pl.	Coach	Wins
1.	Rocky Long	15
2.	Claude Gilbert	13
3.	Ted Tollner	10
4.	Denny Stolz	9
5.	Al Luginbill	7
	Don Coryell	7

Most Second-Half Comebacks By QB

Pl.	Quarterback	Wins
1.	Todd Santos	8
2.	Ryan Lindley	7
3.	Quinn Kaehler	6
4.	David Lowery	4
	Mark Halda	4

SECOND HALF COMEBACKS < HISTORY

AZTEC FOOTBALL MEDIA GUIDE

Largest Comebacks



SEVEN STRAIGHT BOWL GAME APPEARANCES ► 21 CONFERENCE CHAMPIONSHIPS

RALLIES FROM LARGEST DEFICITS (DIVISION I ERA (SINCE 1969))

Pl.	Date	Opponent	Head Coach	Quarterback	Final	Largest Deficit	Largest Deficit Score	Largest Deficit Time	Start Comeback	Positive Score
1.	Dec. 3, 2011	vs. Fresno State	Rocky Long	Ryan Lindley	W, 35-28	21	0-21	2nd, 9:14	2nd, 5:48	28-21 and 35-28
	Nov. 3, 2007	vs. Wyoming*	Chuck Long	Kevin O'Connell	W, 27-24	21	0-21	2nd, 1:18	2nd, 0:13	27-24
	Oct. 12, 1974	vs. Fresno State*	Claude Gilbert	Craig Penrose	W, 24-21	21	0-21	2nd, 10:01	2nd, 7:24	24-21
4.	Dec. 7, 2002	at Hawai'i	Tom Craft	Lon Sheriff	L, 40-41	19	3-22	2nd, 13:32	2nd, 9:17	40-29
5.	Oct. 19, 1985	vs. Utah*	Doug Scovil	Todd Santos	L, 37-39	18	3-21	1st, 0:16	2nd, 11:04	37-27
	Nov. 23, 1974	vs. Bowling Green	Claude Gilbert	Craig Penrose	T, 21-21	18	3-21	2nd, 7:43	3rd, 11:00	21-21
7.	Sept. 18, 1993	at Air Force*	Al Luginbill	David Lowery	W, 38-31	17	14-31	4th, 12:40	4th, 10:33	38-31
	Nov. 12, 1983	vs. Wyoming*	Doug Scovil	Mark McKay	L, 21-33	17	0-17	1st, 3:21	2nd, 10:26	21-17
	Oct. 28, 1978	at Long Beach State	Claude Gilbert	Mark Halda	L, 25-27	17	7-24	3rd, 14:31	3rd, 9:43	25-24
	Nov. 3, 1973	at San José State*	Claude Gilbert	Jesse Freitas	T, 27-27	17	10-27	4th, 8:47	4th, 8:30	27-27
	Nov. 22, 1969	vs. North Texas	Don Coryell	David Shaw	W, 42-24	17	7-24	2nd, 2:15	2nd, 1:23	42-24
12.	Sept. 28, 2013	at New Mexico State	Rocky Long	Quinn Kaehler	W, 26-16	16	0-16	2nd, 12:52	2nd, 12:52	26-16
	Nov. 4, 2000	at New Mexico*	Ted Tollner	Lon Sheriff	W, 17-16	16	0-16	2nd, 0:09	3rd, 4:17	17-16
	Oct. 16, 1971	at UC Santa Barbara*	Don Coryell	Brian Sipe	W, 27-23	16	7-23	3rd, 9:35	3rd, 3:11	27-23
15.	Nov. 9, 2013	at San José State	Rocky Long	Quinn Kaehler	W, 34-30	14	6-20	2nd, 2:35	2nd, 0:41	34-30
	Oct. 26, 2013	vs. (18/15) Fresno State*	Rocky Long	Quinn Kaehler	L, 28-35 (ot)	14	14-28	4th, 9:51	4th, 8:54	28-28
	Oct. 10, 2013	at Air Force*	Rocky Long	Quinn Kaehler	W, 27-20	14	6-20	3rd, 3:53	4th, 11:25	27-20
	Nov. 26, 2011	at UNLV	Rocky Long	Ryan Lindley	W, 31-14	14	0-14	2nd, 14:54	2nd, 5:46	31-14
	Oct. 24, 2009	at Colorado State*	Brady Hoke	Ryan Lindley	W, 42-28	14	7-21	2nd, 1:25	3rd, 9:59	42-28
	Sept. 14, 1996	at California	Ted Tollner	Billy Blanton	L, 37-42	14	0-14	1st, 8:59	1st, 8:25	21-21
	Oct. 7, 1995	at Utah*	Ted Tollner	Billy Blanton	W, 24-21	14	0-14	1st, 9:15	2nd, 10:49	17-14 and 24-21
	Sept. 5, 1992	vs. Southern California	Al Luginbill	David Lowery	T, 31-31	14	7-21	2nd, 1:58	3rd, 12:29	28-21 and 31-24
	Oct. 28, 1989	at UTEP*	Al Luginbill	Dan McGwire	W, 34-31	14	7-21	1st, 6:30	2nd, 14:07	24-21 and 34-21
	Sept. 6, 1986	vs. Long Beach State	Denny Stolz	Todd Santos	W, 27-24	14	0-14	2nd, 13:21	2nd, 8:51	20-17 and 27-24
27.	Oct. 26, 1985	vs. Oregon	Doug Scovil	Jim Plum	L, 37-49	14	14-28	2nd, 3:15	2nd, 0:27	31-28
	Nov. 26, 1977	at San José State	Claude Gilbert	Joe Davis	W, 37-34	14	10-24	2nd, 3:15	2nd, 0:33	37-34
30.	Sept. 29, 2012	at Fresno State*	Rocky Long	Ryan Katz	L, 40-52	13	21-34	2nd, 3:34	2nd, 1:17	40-36
	Sept. 23, 1989	vs. Cal State Fullerton	Al Luginbill	Dan McGwire	T, 41-41	13	7-20	2nd, 13:21	2nd, 11:09	34-23
	Oct. 22, 1971	vs. Utah State	Don Coryell	Brian Sipe	W, 36-20	13	7-20	3rd, 7:53	3rd, 7:05	36-20
32.	Nov. 15, 1997	at Fresno State	Ted Tollner	Spencer Brinton	W, 20-19	12	7-19	2nd, 5:22	3rd, 13:01	20-19
	Sept. 27, 1997	at (25/25) Air Force*	Ted Tollner	Kevin McKechine	L, 18-24	12	0-12	3rd, 5:47	3rd, 2:58	18-18
	Oct. 20, 2012	at Nevada*	Rocky Long	Ryan Katz	W, 39-38 (ot)	11	6-17	3rd, 8:43	3rd, 3:39	39-38
	Nov. 23, 2002	at Air Force*	Tom Craft	Lon Sheriff	W, 38-34	11	10-21	3rd, 11:46	3rd, 8:53	31-27 and 38-34
	Oct. 3, 1998	at Tulsa*	Ted Tollner	Brian Russell	W, 24-14	11	3-14	3rd, 5:53	3rd, 3:31	24-14
	Oct. 26, 1991	at Utah*	Al Luginbill	David Lowery	W, 24-21	11	10-21	3rd, 0:41	4th, 12:19	24-21
	Oct. 6, 1990	at Wyoming*	Al Luginbill	Dan McGwire	L, 51-52	11	3-14	2nd, 11:07	2nd, 9:50	27-14
32.	Sept. 16, 1989	vs. (20) UCLA	Al Luginbill	Dan McGwire	L, 25-28	11	10-21	4th, 14:18	4th, 11:24	25-21
	Nov. 6, 1982	at Hawai'i*	Doug Scovil	Mark McKay	W, 31-28	11	10-21	2nd, 0:16	3rd, 9:52	24-21 and 31-28
	Nov. 29, 1969	vs. Long Beach State*	Don Coryell	David Shaw	W, 36-32	11	21-32	2nd, 4:14	4th, 13:59	36-32

National Rankings



SEVEN STRAIGHT BOWL GAME APPEARANCES ▶ 21 CONFERENCE CHAMPIONSHIPS

SDSU IN AP TOP 25 (DI ERA (SINCE 1969))

Rk.	Weeks	Last Time	W	L
1.				
2.				
3.				
4.				
5.				
6.				
7.				
8.				
9.				
10.				
11.				
12.				
13.	1	Nov. 3, 1975	0	1
14.	4	Nov. 16, 1970	3	1
15.				
16.	3	Jan. 3, 1978	1	0
17.	1	Oct. 19, 1970	0	0
18.	1	Oct. 27, 1975	1	0
19.	1	Sept. 25, 2016	0	1
20.	1	Oct. 28, 1974	0	1
21.	1	Sept. 22, 1992	0	1
22.	1	Sept. 18, 2016	0	0
23.	1	Sept. 15, 1992	0	0
24.	1	Sept. 25, 2016	0	1
25.	2	Jan. 10, 2017	0	1
TOTALS	18		5	7

SDSU AS AP NATIONALLY RANKED TEAM (DI ERA (SINCE 1969))

Date*	AP	Opponent	Date^	Result
Oct. 19, 1970	17	idle		
Oct. 26, 1970	14	Fresno State*	O.31	W, 56-14
Nov. 2, 1970	14	at Pacific*	N.7	W, 14-13
Nov. 9, 1970	14	UC Santa Barbara*	N.14	W, 65-7
Nov. 16, 1970	14	Long Beach State*	N.20	L, 11-27
Oct. 28, 1974	20	at North Texas State	N.2	L, 9-14
Oct. 27, 1975	18	at Pacific*	N.1	W, 31-13
Nov. 3, 1975	13	Arizona	N.8	L, 24-31
Nov. 21, 1977	16	at San José State	N.26	W, 37-34
Nov. 28, 1977	16	idle		
Jan. 3, 1978	16	FINAL		
Sept. 15, 1992	23	idle		
Sept. 22, 1992	21	at (11) UCLA	S.26	L, 7-35
Nov. 7, 1995	25	Wyoming*	N.11	L, 31-34
Sept. 18, 2016	22	idle		
Sept. 25, 2016	19	at South Alabama	O.1	L, 24-42
Nov. 13, 2016	24	at Wyoming*	N.19	L, 33-34
Jan. 10, 2017	25	FINAL		

* - indicates date of poll. ^ - Indicates date of game.

SDSU RANKED IN FINAL POLL

Season	AP	USAT	UPI
1969	--		T-18
1972	--		20
1973	--		T-19
1977	16		T-19
1986	--	25	
2016	25	25	

SDSU VS. AP TOP 25 (DI ERA (SINCE 1969))

Rk.	Games	Last Time	W	L
1.	3	Nov. 28, 1992	0	3
2.	2	Sept. 6, 2003	0	2
3.	4	Sept. 7, 2013	0	4
4.	3	Sept. 22, 1990	0	3
5.	1	Sept. 3, 1988	0	1
6.	1	Nov. 7, 2009	0	1
7.	2	Nov. 18, 1989	0	2
8.	1	Nov. 15, 2008	0	1
9.	2	Sept. 17, 2005	0	2
10.	2	Nov. 19, 2011	0	2
11.	2	Sept. 26, 1992	0	2
12.	4	Sept. 21, 1985	1	3
13.	2	Nov. 19, 1977	1	1
14.	1	Sept. 9, 1995	0	1
15.	2	Oct. 22, 2013	0	2
16.	4	Oct. 27, 2001	1	3
17.	4	Nov. 8, 2008	0	4
18.	2	Oct. 17, 2009	0	2
19.	3	Nov. 3, 2012	1	2
20.	7	Oct. 29, 2005	1	6
21.	5	Sept. 6, 2014	0	5
22.	2	Sept. 24, 2011	0	2
23.	5	Oct. 16, 2010	2	3
24.	2	Sept. 29, 2007	0	2
25.	3	Nov. 20, 2010	0	3
TOTALS	69		7	62

SDSU VS. AP NATIONALLY-RANKED TEAM (DI ERA (SINCE 1969))

Date	AP	CO	Opponent	Result
Oct. 6, 1973	13		Houston	L, 9-14
Nov. 19, 1977	13		Florida State	W, 41-16
Sept. 16, 1978	19		at Iowa State	L, 13-14
Nov. 24, 1979	10		Brigham Young*	L, 14-63
Sept. 27, 1980	12		Missouri	L, 7-31
Oct. 10, 1981	12		Iowa State	W, 52-31
Oct. 2, 1982	1		at Washington	L, 25-46
Dec. 3, 1983	18		Air Force*	L, 7-38
Sept. 8, 1984	4		UCLA	L, 15-18
Sept. 24, 1984	12		at Oklahoma State	L, 16-19
Nov. 10, 1984	4		at Brigham Young*	L, 3-34
Sept. 21, 1985	12		at UCLA	L, 16-34
Oct. 12, 1985	11		at Brigham Young*	L, 0-28
Nov. 2, 1985	7		at Air Force*	L, 10-31
Sept. 20, 1986	19		UCLA	L, 14-45
Oct. 4, 1986	20		at Stanford	L, 10-17
Dec. 30, 1986	16		Iowa (Holiday)	L, 38-39
Sept. 5, 1987	3		at UCLA	L, 14-47
Sept. 3, 1988	5		at UCLA	L, 6-59
Oct. 1, 1988	20		Oregon	L, 13-43
Nov. 5, 1988	20		Brigham Young*	W, 27-15
Sept. 16, 1989	20		UCLA	L, 25-28
Oct. 7, 1989	20		at Hawaii*	L, 24-31
Nov. 18, 1989	7		at Miami (Fla.)	L, 6-42
Nov. 25, 1989	21		Brigham Young*	L, 27-48
Sept. 22, 1990	4		at Brigham Young*	L, 34-62
Dec. 1, 1990	2		Miami (Fla.)	L, 28-30
Nov. 30, 1991	1		at Miami (Fla.)	L, 12-39
Dec. 30, 1991	23		vs. Tulsa (Freedom)	L, 17-28
Sept. 26, 1992	11		at UCLA	L, 7-35
Nov. 14, 1992	23		Hawaii*	W, 52-28
Nov. 28, 1992	1		Miami (Fla.)	L, 17-63
Sept. 11, 1993	21		at California	L, 25-45
Nov. 10, 1994	23		at Brigham Young*	L, 28-35
Sept. 9, 1995	14	14	at Oklahoma	L, 22-38
Nov. 7, 1996	16	15	Wyoming*	W, 28-24
Sept. 13, 1997	3	3	at Washington	L, 3-36
Sept. 27, 1997	25	25	at Air Force*	L, 18-24
Nov. 22, 1997	25	22	Colorado State*	L, 17-38

Date	AP	CO	Opponent	Result
Sept. 5, 1998	20	20	Wisconsin	L, 14-26
Sept. 12, 1998	22	23	at USC	L, 6-35
Sept. 24, 1998	16	16	Arizona	L, 16-35
Sept. 18, 1999	17	17	at USC	L, 21-24
Nov. 6, 1999	15	13	Brigham Young*	L, 7-30
Oct. 28, 2000	24	--	Colorado State*	L, 22-34
Oct. 27, 2001	16	10	Brigham Young*	L, 21-59
Sept. 7, 2002	17	17	at Colorado	L, 14-34
Nov. 16, 2002	21	17	Colorado State*	L, 21-49
Sept. 6, 2003	2	2	at Ohio State	L, 13-16
Sept. 18, 2004	17	17	at Michigan	L, 21-24
Oct. 30, 2004	9	10	Utah*	L, 28-51
Sept. 17, 2005	9	9	at Ohio State	L, 6-27
Oct. 29, 2005	20	20	TCU*	L, 20-23
Sept. 29, 2007	24	--	Cincinnati	L, 23-52
Dec. 1, 2007	21	19	Brigham Young*	L, 27-48
Nov. 8, 2008	17	16	at Brigham Young*	L, 12-41
Nov. 15, 2008	8	7	Utah*	L, 14-63
Oct. 17, 2009	18	19	Brigham Young*	L, 28-38
Nov. 7, 2009	6	4	TCU*	L, 12-55
Nov. 21, 2009	23	23	at Utah*	L, 7-38
Oct. 16, 2010	23	23	Air Force*	W, 27-25
Nov. 13, 2010	3	3	at TCU*	L, 35-40
Nov. 20, 2010	25	24	Utah*	L, 34-38
Sept. 24, 2011	22	21	at Michigan	L, 7-28
Nov. 19, 2011	10	11	Boise State*	L, 35-52
Nov. 3, 2012	19	14	at Boise State*	W, 21-19
Sept. 7, 2013	3	2	at Ohio State	L, 7-42
Oct. 22, 2013	15	18	Fresno State*	L, 28-35 (ot)
Sept. 6, 2014	21	23	at North Carolina	L, 27-31

RECORD VS. AP TOP 25 BY COACH

Name	Gms.	W	L	Pct.	H	A	N
Don Coryell	0						
Claude Gilbert	5	1	4	.200	1-3	0-1	
Doug Scovil	9	1	8	.111	1-2	0-6	
Denny Stolz	7	1	6	.143	1-2	0-3	0-1
Al Luginbill	12	1	11	.083	1-4	0-6	0-1
Ted Tollner	13	1	12	.077	1-6	0-6	
Tom Craft	7	0	7	.000	0-3	0-4	
Chuck Long	4	0	4	.000	0-3	0-1	
Brady Hoke	6	1	5	.167	1-3	0-2	
Rocky Long	6	1	5	.167	0-2	1-3	
TOTALS	69	7	62	.101	6-28	1-32	0-2

RECORD VS. AP TOP 25 BY DECADE

Years	Gms.	W	L	Pct.	H	A	N
1970-79	4	1	3	.250	1-2	0-1	
1980-89	21	2	19	.095	2-8	0-11	
1990-99	19	2	17	.118	2-5	0-10	0-2
2000-09	16	0	16	.000	0-10	0-6	
2010-present	9	2	7	.222	1-3	1-4	
TOTALS	69	7	62	.101	6-28	1-32	0-2

Game Types



SEVEN STRAIGHT BOWL GAME APPEARANCES ► 21 CONFERENCE CHAMPIONSHIPS

CONFERENCE OPENERS

Date	Opponent	Head Coach	Final
SOUTHERN CALIFORNIA JUNIOR COLLEGE ERA (3-1)			
Oct. 28, 1921	at Santa Ana J.C.	C.E. Petterson	L 0 - 26
Nov. 4, 1922	at Santa Ana J.C.	C.E. Petterson	W 50 - 0
Oct. 27, 1923	at Riverside J.C.	C.E. Peterson	W 39 - 3
Nov. 1, 1924	Riverside J.C.	C.E. Peterson	W 6 - 0
1925	independent		
SOUTHERN CALIFORNIA INTERCOLLEGIATE ATHLETIC CONFERENCE ERA (6-5-2)			
Oct. 2, 1926	at Pomona	C.E. Peterson	L 6 - 20
Oct. 8, 1927	at Redlands	C.E. Peterson	W 32 - 0
Oct. 13, 1928	Occidental	C.E. Peterson	L 7 - 20
Oct. 5, 1929	at Whittier	C.E. Peterson	L 7 - 13
Oct. 3, 1930	at Pomona	W.B. Herreid	W 6 - 0
Oct. 9, 1931	Occidental	W.B. Herreid	L 2 - 13
Sept. 23, 1932	Santa Barbara State (so)	W.B. Herreid	L 2 - 6
Oct. 6, 1933	at Whittier	W.B. Herreid	T 0 - 0
Oct. 13, 1934	Occidental	W.B. Herreid	W 20 - 7
Oct. 5, 1935	Santa Barbara State (so)	Leo Calland	T 7 - 7
Oct. 3, 1936	Occidental (so)	Leo Calland	W 7 - 0
Oct. 2, 1937	Occidental (so)	Leo Calland	W 3 - 0
Oct. 1, 1938	Occidental	Leo Calland	W 8 - 0
CALIFORNIA COLLEGIATE ATHLETIC ASSOCIATION ERA (11-15-1)			
Oct. 13, 1939	at San José State	Leo Calland	L 0 - 42
Oct. 11, 1940	at San José State	Leo Calland	L 0 - 10
Oct. 10, 1941	San José State	Leo Calland	L 0 - 20
Oct. 11, 1942	Fresno State	John Eubank	L 0 - 66
Oct. 6, 1945	Caltech	Bob Breitbart	L 20 - 32
Oct. 5, 1946	Cal Poly SLO	Bill Terry	L 13 - 21
Oct. 4, 1947	Cal Poly SLO	Bill Schutte	W 56 - 13
Oct. 9, 1948	Pacific	Bill Schutte	L 14 - 41
Nov. 5, 1949	at Fresno State	Bill Schutte	W 18 - 7
Oct. 14, 1950	Pepperdine	Bill Schutte	W 28 - 14
Oct. 6, 1951	Cal Poly SLO	Bill Schutte	W 32 - 13
Oct. 4, 1952	at Cal Poly SLO	Bill Schutte	L 18 - 20
Oct. 3, 1953	Cal Poly SLO	Bill Schutte	L 12 - 33
Oct. 2, 1954	at Cal Poly SLO	Bill Schutte	L 14 - 26
Oct. 1, 1955	Cal Poly SLO	Bill Schutte	L 6 - 12
Oct. 13, 1956	at Cal Poly SLO	Paul Governali	W 7 - 6
Sept. 21, 1957	Pacific	Paul Governali	L 6 - 32
Sept. 20, 1958	at UC Santa Barbara (so)	Paul Governali	L 0 - 25
Sept. 26, 1959	Cal State Los Angeles (so)	Paul Governali	L 3 - 21
Sept. 24, 1960	Cal State Los Angeles	Paul Governali	L 14 - 24
Sept. 23, 1961	at Cal State Los Angeles (so)	Don Coryell	T 13 - 13
Sept. 22, 1962	Cal State Los Angeles	Don Coryell	W 26 - 14
Oct. 5, 1963	Cal Poly SLO	Don Coryell	W 69 - 0
Oct. 3, 1964	at Cal Poly SLO	Don Coryell	W 59 - 7
Oct. 2, 1965	Cal Poly SLO	Don Coryell	W 41 - 0
Oct. 1, 1966	at Cal Poly SLO	Don Coryell	W 14 - 13
Sept. 30, 1967	Cal Poly SLO	Don Coryell	W 26 - 20
1968	independent		
PACIFIC COAST ATHLETIC ASSOCIATION ERA (7-0)			
Sept. 27, 1969	Cal State Los Angeles	Don Coryell	W 49 - 0
Sept. 26, 1970	Cal State Los Angeles	Don Coryell	W 35 - 0
Oct. 9, 1971	Pacific	Don Coryell	W 14 - 7
Oct. 7, 1972	San José State	Don Coryell	W 23 - 12
Oct. 20, 1973	at Pacific	Claude Gilbert	W 13 - 10
Oct. 12, 1974	at Fresno State	Claude Gilbert	W 24 - 21
Oct. 4, 1975	Cal State Fullerton	Claude Gilbert	W 59 - 14
1976	independent		
1977	independent		
WESTERN ATHLETIC CONFERENCE ERA (10-11)			
Sept. 23, 1978	at UTEP	Claude Gilbert	L 24 - 31
Oct. 6, 1979	at New Mexico	Claude Gilbert	W 35 - 7
Sept. 13, 1980	at Brigham Young (so)	Claude Gilbert	L 11 - 35
Sept. 12, 1981	at Colorado State (so)	Doug Scovill	W 30 - 14
Sept. 11, 1982	at Air Force	Doug Scovill	L 32 - 44
Sept. 17, 1983	at Utah	Doug Scovill	L 24 - 27
Sept. 1, 1984	at Air Force	Doug Scovill	L 16 - 34
Sept. 28, 1985	Colorado State	Doug Scovill	W 48 - 23
Sept. 13, 1986	at Utah	Denny Stolz	W 37 - 30
Sept. 12, 1987	Utah	Denny Stolz	W 52 - 34
Sept. 11, 1988	Air Force	Denny Stolz	W 39 - 36
Sept. 2, 1989	at Air Force (so)	Al Luginbill	L 36 - 52
Sept. 22, 1990	at (4) Brigham Young	Al Luginbill	L 34 - 62
Sept. 21, 1991	at Air Force	Al Luginbill	L 20 - 21
Sept. 10, 1982	at Brigham Young	Al Luginbill	W 45 - 38

Sept. 18, 1993	at Air Force	Al Luginbill	W 38 - 31
Sept. 24, 1994	at Colorado State	Ted Tollner	L 17 - 19
Sept. 16, 1995	at Brigham Young	Ted Tollner	L 19 - 31
Oct. 11, 1996	Hawai'i	Ted Tollner	W 56 - 8
Sept. 27, 1997	at (25/25) Air Force	Ted Tollner	ot-L 18 - 24
Oct. 3, 1998	at Tulsa	Ted Tollner	W 24 - 14
MOUNTAIN WEST ERA (8-10; won four straight)			
Oct. 2, 1999	Air Force	Ted Tollner	L 22 - 23
Oct. 7, 2000	at Wyoming	Ted Tollner	W 34 - 0
Sept. 22, 2001	at Colorado State	Ted Tollner	W 14 - 7
Oct. 12, 2002	Utah	Tom Craft	W 36 - 17
Oct. 4, 2003	Brigham Young	Tom Craft	L 36 - 44
Oct. 9, 2004	at Wyoming	Tom Craft	L 10 - 20
Sept. 10, 2005	at Air Force	Tom Craft	L 29 - 41
Sept. 23, 2006	Utah	Chuck Long	L 7 - 38
Oct. 6, 2007	at Colorado State	Chuck Long	W 24 - 20
Oct. 4, 2008	at TCU	Chuck Long	L 7 - 41
Sept. 26, 2009	at Air Force	Brady Hoke	L 14 - 26
Oct. 9, 2010	at Brigham Young	Brady Hoke	L 21 - 24
Oct. 8, 2011	TCU	Rocky Long	L 14 - 27
Sept. 29, 2012	at Fresno State	Rocky Long	L 40 - 52
Oct. 4, 2013	Nevada	Rocky Long	ot-W 51 - 44
Sept. 27, 2014	UNLV	Rocky Long	W 34 - 17
Oct. 3, 2015	Fresno State	Rocky Long	W 21 - 7
Oct. 8, 2016	UNLV	Rocky Long	W 26 - 7

CONFERENCE HOME OPENERS

Date	Opponent	Head Coach	Final
SOUTHERN CALIFORNIA JUNIOR COLLEGE ERA (4-0)			
Nov. 21, 1921	Chaffrey J.C.	C.E. Peterson	W 14 - 0
Nov. 24, 1922	Riverside J.C.	C.E. Peterson	W 20 - 6
Nov. 12, 1923	Santa Ana J.C.	C.E. Peterson	W 26 - 6
Nov. 1, 1924	Riverside J.C.	C.E. Peterson	W 6 - 0
1925	independent		
SOUTHERN CALIFORNIA INTERCOLLEGIATE ATHLETIC CONFERENCE ERA (7-5-1)			
Oct. 16, 1926	Redlands	C.E. Peterson	W 14 - 9
Oct. 15, 1927	Caltech	C.E. Peterson	L 13 - 17
Oct. 13, 1928	Occidental	C.E. Peterson	L 7 - 20
Nov. 2, 1929	Occidental	C.E. Peterson	L 0 - 20
Oct. 25, 1930	La Verne	W.B. Herreid	W 14 - 6
Oct. 9, 1931	Occidental	W.B. Herreid	L 2 - 13
Sept. 23, 1932	Santa Barbara State (so)	W.B. Herreid	L 2 - 6
Oct. 14, 1933	Pomona	W.B. Herreid	W 10 - 0
Oct. 13, 1934	Occidental	W.B. Herreid	W 20 - 7
Oct. 5, 1935	Santa Barbara State (so)	Leo Calland	T 7 - 7
Oct. 3, 1936	Occidental (so)	Leo Calland	W 7 - 0
Oct. 2, 1937	Occidental (so)	Leo Calland	W 3 - 0
Oct. 1, 1938	Occidental	Leo Calland	W 8 - 0
CALIFORNIA COLLEGIATE ATHLETIC ASSOCIATION ERA (12-14-1)			
Nov. 25, 1939	Santa Barbara State	Leo Calland	L 0 - 19
Oct. 25, 1940	Fresno State	Leo Calland	T 0 - 0
Oct. 10, 1941	San José State	Leo Calland	L 0 - 20
Oct. 11, 1942	Fresno State	John Eubank	L 0 - 66
Oct. 6, 1945	Caltech	Bob Breitbart	L 20 - 32
Oct. 5, 1946	Cal Poly SLO	Bill Terry	L 13 - 21
Oct. 4, 1947	Cal Poly SLO	Bill Schutte	W 56 - 13
Oct. 9, 1948	Pacific	Bill Schutte	L 14 - 41
Nov. 12, 1949	San José State	Bill Schutte	L 0 - 40
Oct. 14, 1950	Pepperdine	Bill Schutte	W 28 - 14
Oct. 6, 1951	Cal Poly SLO	Bill Schutte	W 32 - 13
Oct. 11, 1952	Pepperdine	Bill Schutte	W 33 - 13
Oct. 3, 1953	Cal Poly SLO	Bill Schutte	L 12 - 33
Oct. 23, 1954	Cal State Los Angeles	Bill Schutte	W 38 - 0
Oct. 1, 1955	Cal Poly SLO	Bill Schutte	L 6 - 12
Nov. 17, 1956	Fresno State	Paul Governali	L 7 - 50
Sept. 21, 1957	Pacific	Paul Governali	L 6 - 32
Oct. 18, 1958	Cal State Los Angeles	Paul Governali	W 7 - 0
Sept. 26, 1959	Cal State Los Angeles (so)	Paul Governali	L 3 - 21
Sept. 24, 1960	Cal State Los Angeles	Paul Governali	L 14 - 24
Sept. 30, 1961	Cal Poly SLO	Don Coryell	W 9 - 6
Sept. 22, 1962	Cal State Los Angeles	Don Coryell	W 26 - 14
Oct. 5, 1963	Cal Poly SLO	Don Coryell	W 69 - 0
Oct. 17, 1964	Cal State Los Angeles	Don Coryell	L 0 - 7
Oct. 2, 1965	Cal Poly SLO	Don Coryell	W 41 - 0
Oct. 29, 1966	Fresno State	Don Coryell	W 34 - 13
Sept. 30, 1967	Cal Poly SLO	Don Coryell	W 26 - 20
1968	independent		

Game Types

SEVEN STRAIGHT BOWL GAME APPEARANCES ► 21 CONFERENCE CHAMPIONSHIPS



GAME TYPES < HISTORY

PACIFIC COAST ATHLETIC ASSOCIATION ERA (7-0)

Sept. 27, 1969	Cal State Los Angeles	Don Coryell	W	49	-	0
Sept. 26, 1970	Cal State Los Angeles	Don Coryell	W	35	-	0
Oct. 9, 1971	Pacific	Don Coryell	W	14	-	7
Oct. 7, 1972	San José State	Don Coryell	W	23	-	12
Nov. 10, 1973	Long Beach State	Claude Gilbert	W	17	-	2
Oct. 19, 1974	San José State	Claude Gilbert	W	40	-	14
Oct. 4, 1975	Cal State Fullerton	Claude Gilbert	W	59	-	14
1976	independent					
1977	independent					

WESTERN ATHLETIC CONFERENCE ERA (15-6)

Oct. 14, 1978	Colorado State	Claude Gilbert	W	34	-	31
Nov. 3, 1979	Wyoming	Claude Gilbert	W	31	-	21
Oct. 18, 1980	Colorado State	Claude Gilbert	L	7	-	26
Oct. 17, 1981	Brigham Young	Doug Scovil	L	7	-	27
Oct. 16, 1982	New Mexico	Doug Scovil	L	17	-	22
Oct. 22, 1983	Brigham Young	Doug Scovil	L	12	-	47
Sept. 15, 1984	UTEP	Doug Scovil	W	51	-	2
Sept. 28, 1985	Colorado State	Doug Scovil	W	48	-	23
Nov. 15, 1986	Wyoming	Denny Stolz	W	31	-	24
Sept. 12, 1987	Utah	Denny Stolz	W	52	-	34
Sept. 11, 1988	Air Force	Denny Stolz	W	39	-	36
Nov. 4, 1989	New Mexico	Al Luginbill	W	45	-	28
Sept. 29, 1990	Air Force	Al Luginbill	W	48	-	18
Oct. 12, 1991	New Mexico	Al Luginbill	W	38	-	24
Oct. 17, 1992	UTEP	Al Luginbill	W	49	-	27
Oct. 16, 1993	Colorado State	Al Luginbill	W	30	-	3
Oct. 1, 1994	Air Force	Ted Tollner	L	35	-	36
Oct. 14, 1995	Fresno State	Ted Tollner	W	48	-	24
Oct. 11, 1996	Hawai'i	Ted Tollner	W	56	-	8
Oct. 11, 1997	New Mexico	Ted Tollner	L	21	-	36
Oct. 9, 1998	Hawai'i	Ted Tollner	W	35	-	13

MOUNTAIN WEST ERA (8-10; won five straight)

Oct. 2, 1999	Air Force	Ted Tollner	L	22	-	23
Oct. 14, 2000	Utah	Ted Tollner	L	7	-	21
Sept. 29, 2001	Air Force	Ted Tollner	L	21	-	45
Oct. 12, 2002	Utah	Tom Craft	W	36	-	17
Oct. 4, 2003	Brigham Young	Tom Craft	L	36	-	44
Oct. 16, 2004	Colorado State	Tom Craft	L	17	-	21
Oct. 1, 2005	Brigham Young	Tom Craft	W	31	-	10
Sept. 23, 2006	Utah	Chuck Long	L	7	-	38
Oct. 20, 2007	New Mexico	Chuck Long	L	17	-	20
Oct. 11, 2008	Air Force	Chuck Long	L	10	-	35
Oct. 17, 2009	No. 18/19 Brigham Young	Brady Hoke	L	28	-	38
Oct. 16, 2010	No. 23/23 Air Force	Brady Hoke	W	27	-	25
Oct. 8, 2011	TCU	Rocky Long	L	14	-	27
Oct. 6, 2012	Hawai'i	Rocky Long	W	52	-	14
Oct. 4, 2013	Nevada	Rocky Long	ot-W	51	-	44
Sept. 27, 2014	UNLV	Rocky Long	W	34	-	17
Oct. 3, 2015	Fresno State	Rocky Long	W	21	-	7
Oct. 8, 2016	UNLV	Rocky Long	W	26	-	7

RECENT HOMECOMING RESULTS

Date	Opponent	Head Coach	Final
Nov. 6, 1976	San José State	Claude Gilbert	W 30 - 17
Oct. 29, 1977	Tulsa	Claude Gilbert	W 41 - 7

WESTERN ATHLETIC CONFERENCE ERA (14-7)

Nov. 4, 1978	Colorado State	Claude Gilbert	W	34	-	31
Nov. 3, 1979	Wyoming*	Claude Gilbert	W	31	-	21
Nov. 1, 1980	Oklahoma State	Claude Gilbert	L	6	-	15
Nov. 7, 1981	Wyoming*	Doug Scovil	L	13	-	24
Oct. 23, 1982	Long Beach State	Doug Scovil	W	51	-	17
Nov. 12, 1983	Wyoming*	Doug Scovil	L	21	-	33
Oct. 20, 1984	Colorado State*	Doug Scovil	W	41	-	24
Oct. 19, 1985	Utah*	Doug Scovil	L	37	-	39
Oct. 25, 1986	Air Force*	Denny Stolz	L	10	-	22
Oct. 24, 1987	Long Beach State	Denny Stolz	W	52	-	42
Oct. 15, 1988	Hawai'i	Denny Stolz	L	30	-	32
Oct. 21, 1989	Pacific	Al Luginbill	W	35	-	7
Nov. 3, 1990	Utah*	Al Luginbill	W	66	-	14
Nov. 2, 1991	Wyoming*	Al Luginbill	W	24	-	22
Oct. 17, 1992	UTEP*	Al Luginbill	W	49	-	27
Oct. 23, 1993	New Mexico*	Al Luginbill	W	20	-	17
Oct. 8, 1994	Utah*	Ted Tollner	L	22	-	38
Oct. 21, 1995	San José State	Ted Tollner	W	49	-	20
Nov. 23, 1996	Fresno State*	Ted Tollner	W	31	-	21
Nov. 8, 1997	San José State*	Ted Tollner	W	48	-	21

Oct. 24, 1998 Utah* Ted Tollner ot-W 21 - 20

MOUNTAIN WEST ERA (7-11; won three straight)

Oct. 9, 1999	New Mexico*	Ted Tollner	L	21	-	24
Oct. 28, 2000	(24/-) Colorado State*	Ted Tollner	L	22	-	34
Oct. 6, 2001	Eastern Illinois	Tom Craft	W	40	-	7
Oct. 26, 2002	UNLV*	Tom Craft	W	31	-	21
Oct. 18, 2003	New Mexico*	Tom Craft	L	7	-	30
Oct. 30, 2004	(9/10) Utah*	Tom Craft	L	28	-	51
Oct. 29, 2005	(20/20) TCU*	Tom Craft	L	20	-	23
Oct. 28, 2006	Cal Poly	Chuck Long	L	14	-	16
Oct. 20, 2007	New Mexico*	Chuck Long	L	17	-	20
Oct. 25, 2008	Colorado State*	Chuck Long	L	34	-	38
Oct. 17, 2009	(18/19) Brigham Young*	Brady Hoke	L	28	-	38
Oct. 16, 2010	(23/23) Air Force*	Brady Hoke	W	27	-	25
Oct. 8, 2011	TCU*	Rocky Long	L	14	-	27
Oct. 13, 2012	Colorado State*	Rocky Long	W	38	-	14
Oct. 26, 2013	Fresno State*	Rocky Long	ot-L	28	-	35
Nov. 8, 2014	Idaho	Rocky Long	W	35	-	21
Nov. 14, 2015	Wyoming*	Rocky Long	W	38	-	3
Nov. 5, 2016	Hawai'i*	Rocky Long	W	55	-	0

KGB SKYSHOW (10-3; won three straight)

Date	Opponent	Head Coach	Final
Sept. 4, 2004	Idaho State (so)	Tom Craft	W 38 - 21
Sept. 24, 2005	San José State*	Tom Craft	W 52 - 21
Sept. 23, 2006	Utah*	Chuck Long	L 7 - 38
Sept. 22, 2007	Portland State	Chuck Long	W 52 - 17
Oct. 11, 2008	Air Force*	Chuck Long	L 10 - 35
Sept. 12, 2009	Southern Utah	Brady Hoke	W 35 - 19
Sept. 25, 2010	Utah State	Brady Hoke	W 41 - 7
Sept. 17, 2011	Washington State	Rocky Long	W 42 - 24
Oct. 6, 2012	Hawai'i*	Rocky Long	W 52 - 14
Aug. 31, 2013	Eastern Illinois (so)	Rocky Long	L 19 - 40
Nov. 8, 2014	Idaho	Rocky Long	W 35 - 21
Sept. 5, 2015	San Diego (so)	Rocky Long	W 37 - 3
Sept. 3, 2016	New Hampshire (so)	Rocky Long	W 31 - 0

Starting Quarterback Debuts



SEVEN STRAIGHT BOWL GAME APPEARANCES ► 21 CONFERENCE CHAMPIONSHIPS

Below is a list of all San Diego State players that have started at quarterback during the Division I era and their stats recorded in their first San Diego State start. Note that Dennis Shaw started SDSU's first Division I game but had previously started for the Aztecs prior to that game.

Date	Quarterback	Class	First Opponent	Result	Prior to First Start		Passing					Rushing				SDSU Record in Starts			
					GP	Att.	A	C	I	Yds.	TD	Eff.	Att.	Yds.	TD	W	L	T	Pct.
Dennis Shaw																			
S.12.70	Brian Sipe	Jr.	at Northern Illinois+	W, 35-3	8	82	23	15	1	196	2	156.80	5	-30	0	15	7	0	.682
S.28.72	Bill Donckers	Sr.	Oregon State+	W, 17-8	6	33	11	7	1	138	1	180.84	5	10	0	10	1	0	.909
S.22.73	Jesse Freitas ⁴	Sr.	at Utah State+	W, 35-7	11	156	12	6	0	106	1	151.70	6	24	0	9	1	1	.864
S.14.74	Craig Penrose ³	Jr.	at Arizona+	L, 10-17	0	0	24	11	2	114	0	69.07	3	-1	0	14	5	1	.725
S.21.74	Kevin Sneed	Jr.	Tampa	W, 28-25	1	16	22	11	3	281	2	184.11	11	27	0	2	0	0	1.000
S.12.76	Joe Davis	Jr.	Arkansas State+	W, 24-14	0	0	14	10	2	96	1	124.03	7	-48	0	13	1	0	.929
O.2.76	Pete Tereschuk	Sr.	Brigham Young*	L, 0-8	7	52	26	17	3	143	0	88.51	7	-28	0	1	1	0	.500
O.23.76	Tom Craft	Sr.	Cal State Fullerton	W, 27-14	10	29	20	16	0	116	1	145.22	5	7	0	6	0	0	1.000
S.16.78	Mark Halda	So.	at (19) Iowa State+	L, 13-14	4	34	43	24	0	268	1	115.84	2	3	0	8	12	0	.400
O.27.79	Chris Schaefer	Sr.	at Utah*	W, 17-13	9	38	12	7	3	156	1	145.03	4	17	0	4	0	0	1.000
S.20.80	Matt Kofler	Jr.	at Air Force*	W, 13-10	1	15	29	19	0	192	1	132.51	12	24	0	10	10	0	.500
N.1.80	Rick Hansen	So.	Oklahoma State	L, 6-15	3	25	20	8	2	45	0	38.90	4	6	0	3	3	0	.500
O.9.82	Mark McKay ²	Jr.	at Wyoming*	W, 24-21	3	40	15	9	0	98	1	136.88	10	-9	0	6	12	1	.342
S.1.84	Todd Santos	R-Fr.	at Air Force*+	L, 16-34	0	0	29	13	3	154	1	80.12	4	-10	0	22	22	1	.500
O.13.84	Jim Plum	So.	Utah*	T, 24-24	13	108	15	6	1	37	0	47.39	2	4	0	0	2	1	.167
S.3.88	Brad Platt	Jr.	at (5) UCLA+	L, 6-59	0	0	31	16	0	197	0	104.99	8	-33	0	1	6	0	.143
O.29.88	Scott Barrick	So.	at Utah*	L, 20-41	2	23	34	21	2	248	1	120.98	4	-5	0	2	2	0	.500
S.2.89	Dan McGwire ¹	Jr.	at Air Force*+	L, 36-52	7	84	46	30	2	361	2	136.79	3	-5	0	12	10	1	.543
S.8.91	Cree Morris	So.	Long Beach State+	W, 49-13	6	36	25	13	0	214	1	137.10	4	-19	0	2	2	0	.500
O.5.91	David Lowery	So.	at Hawaii*	W, 47-21	6	34	25	14	0	273	0	147.73	7	25	0	13	9	2	.583
S.25.93	Tim Gutierrez	Jr.	Minnesota	W, 48-17	5	41	48	32	0	375	4	159.79	2	-5	0	6	8	0	.429
O.15.94	Billy Blanton	So.	at New Mexico*	W, 20-13	8	42	24	14	0	193	1	139.63	8	-12	0	18	10	0	.643
S.5.97	Kevin McKechnie	Sr.	Navy+	W, 45-31	10	33	20	16	1	371	4	291.82	6	15	1	1	5		.167
O.18.97	Mike Smith	Jr.	UNLV*	W, 20-17	1	1	7	2	0	29	0	63.37	3	-13	1	1	0		1.000
O.25.97	Spencer Brinton	T-Fr.	at Hawaii*	W, 10-3	1	16	30	13	0	173	1	102.77	3	-15	0	2	4		.333
S.24.98	Brian Russell	So.	Arizona	L, 16-35	1	4	32	12	3	167	1	72.90	6	36	0	8	4		.667
S.18.99	Jack Hawley	Jr.	at (17) USC	L, 21-24	2	34	32	16	4	170	1	79.94	11	39	0	4	7		.364
S.16.00	Lon Sheriff	So.	at Arizona	L, 3-17	5	29	29	15	1	124	0	80.74	6	-20	0	7	14		.333
O.13.01	Adam Hall	So.	at UNLV*	L, 3-31	3	18	15	7	0	70	0	85.87	4	-20	0	6	13		.316
S.9.03	Matt Dlugolecki	So.	at (2) Ohio State	L, 13-16	1	19	39	23	2	189	1	97.89	4	-19	0	5	6		.455
O.22.04	Kevin O'Connell	R-Fr.	at New Mexico*	L, 9-19	6	57	32	16	2	165	1	91.12	13	-13	0	12	21		.364
S.16.06	Darren Mougey	So.	at Wisconsin	L, 0-14	7	42	27	15	0	102	0	87.29	11	-12	0	0	3		.000
O.7.06	Kevin Craft	R-Fr.	at Brigham Young*	L, 17-47	2	8	32	20	1	216	0	112.95	5	2	0	2	3		.400
A.30.08	Ryan Lindley	R-Fr.	Cal Poly+	L, 27-29	0	0	45	27	2	352	3	138.82	6	-16	0	23	26		.469
O.11.08	Drew Westling	Jr.	Air Force*	L, 10-35	5	20	35	18	2	128	0	70.72	10	-10	1	0	1		.000
S.1.12	Ryan Katz ⁵	Sr.	at Washington	L, 12-21	18	407	19	10	1	128	1	116.06	16	77	0	5	3		.625
O.27.12	Adam Dingwell	So.	UNLV*	W, 24-13	11	30	26	13	1	231	2	142.32	6	14	0	4	3		.571
S.21.13	Quinn Kaehler	Jr.	Oregon State	L, 7-28	1	36	25	16	2	251	2	158.74	5	-39	0	12	10		.545
O.3.14	Nick Bawden	T-Fr.	at Fresno State*	L, 13-24	2	0	24	9	2	84	1	64.17	8	36	0	1	1		.500
A.30.15	Maxwell Smith ⁶	Sr.	San Diego+	W, 37-3	21	486	21	9	1	100	0	73.33	3	23	0	9	3		.750
D.5.15	Christian Chapman	R-Fr.	Air Force ^A	W, 27-24	3	24	14	9	0	203	1	189.02	6	32	0	13	3		.813

* - indicates conference game. + - indicates season-opening game. ^ - Mountain West Championship game.

¹ - McGwire's first career San Diego State start. He started two games as a sophomore at the Univ. of Iowa and had 84 career pass attempts at Iowa. His games played and attempts prior to his first SDSU start include his Iowa numbers.

² - McKay played at the Univ. of Georgia during the 1980 season. His stats are not available from that season and hence are not included in his numbers prior to the first start above.

³ - Penrose played at the Univ. of Colorado prior to attending SDSU. His stats are not available from that season and hence are not included in his numbers prior to the first start above.

⁴ - Freitas played at Stanford Univ. prior to attending SDSU. His stats are not available from that season and hence are not included in his numbers prior to the first start above.

⁴ - Westling played at the Univ. of Tulsa in three games as a redshirt freshman in 2006. Those three games and one pass attempt are included above.

⁵ - Katz played at Oregon State Univ. and started 14 games in 2010-11. Those stats are included in his numbers above.

⁶ - Smith played at the Univ. of Kentucky and started 11 games (three in 2011, four in 2012 and four in 2013). Those stats are included in his numbers above.

RECORDS ► STARTING QUARTERBACK DEBUTS

Year-By-Year Records

SEVEN STRAIGHT BOWL GAME APPEARANCES ▶ 21 CONFERENCE CHAMPIONSHIPS



YEAR-BY-YEAR RECORDS < HISTORY

SOUTHERN CALIFORNIA JUNIOR COLLEGE CONFERENCE

Year	Overall				Conference			Finish	Bowl Game	Head Coach			
	W	L	T	Pct.	W	L	T				Pct.		
1921	4	6	0	.400	1	3	0	.250	4th	C.E. Peterson			
1922	6	4	0	.600	4	0	0	1.000	1st	C.E. Peterson			
1923	8	2	0	.800	2	0	0	1.000	1st	C.E. Peterson			
1924	7	1	2	.800	3	0	0	1.000	1st	C.E. Peterson			
Southern California Junior College Conference Era (4 seasons)													
25				13	2	.650		10	3	0	.769	3 SCJCC Titles	

INDEPENDENT

1925	5	3	1	.688	Independent	C.E. Peterson
------	---	---	---	------	-------------	---------------

SOUTHERN CALIFORNIA INTERCOLLEGIATE ATHLETIC CONFERENCE

Year	Overall				Conference			Finish	Bowl Game	Head Coach			
	W	L	T	Pct.	W	L	T				Pct.		
1926	3	4	1	.438	1	3	1	.300	7th	C.E. Peterson			
1927	4	3	0	.571	2	3	0	.400	T-5th	C.E. Peterson			
1928	3	3	0	.500	2	3	0	.400	5th	C.E. Peterson			
1929	3	5	0	.375	1	5	0	.167	6th	C.E. Peterson			
1930	5	4	0	.555	3	3	0	.500	3rd	W. Herreid			
1931	5	3	2	.600	2	2	1	.500	T-4th	W. Herreid			
1932	3	5	1	.388	2	4	1	.357	5th	W. Herreid			
1933	4	4	1	.500	4	2	1	.643	4th	W. Herreid			
1934	3	5	1	.389	2	1	1	.700	2nd	W. Herreid			
1935	3	4	1	.438	2	2	1	.500	T-3rd	Leo Calland			
1936	6	1	1	.813	5	0	0	1.000	1st	Leo Calland			
1937	7	1	0	.875	4	1	0	.800	1st	Leo Calland			
1938	5	2	1	.688	3	2	1	.583	3rd	Leo Calland			
Southern California Intercollegiate Athletic Conference Era (13 seasons)													
54				44	9	.547		33	31	7	.514	2 SCIAC Titles	

CALIFORNIA COLLEGIATE ATHLETIC ASSOCIATION

Year	Overall				Conference			Finish	Bowl Game	Head Coach			
	W	L	T	Pct.	W	L	T				Pct.		
1939	2	7	0	.222	0	2	0	.000	4th	Leo Calland			
1940	5	3	1	.611	1	1	1	.500	T-2nd	Leo Calland			
1941	6	4	0	.600	0	3	0	.000	4th	Leo Calland			
1942	0	6	1	.071	0	2	0	.000		Jon Eubank			
1943	World War II - No Team												
1944	World War II - No Team												
1945	2	5	0	.286	1	1	0	.500		Bob Breitbard			
1946	6	4	0	.600	2	3	0	.400	5th	Bill Terry			
1947	7	3	1	.750	2	2	1	.500	4th	Bill Schutte			
1948	4	7	0	.364	1	4	0	.200	T-5th	Harbor (L) Bill Schutte			
1949	6	3	0	.666	3	1	0	.750	2nd	Bill Schutte			
1950	5	3	1	.611	3	0	1	.875	1st	Bill Schutte			
1951	10	0	1	.955	4	0	0	1.000	1st	Pineapple (W) Bill Schutte			
1952	4	5	0	.444	2	2	0	.500	3rd	Bill Schutte			
1953	5	3	1	.611	3	1	1	.700	2nd	Bill Schutte			
1954	5	4	0	.555	2	2	0	.500	2nd	Bill Schutte			
1955	2	8	0	.200	1	1	0	.500		Bill Schutte			
1956	4	3	2	.555	2	1	0	.667	T-2nd	Paul Governali			
1957	2	7	0	.222	0	2	0	.000	5th	Paul Governali			
1958	3	5	0	.375	2	3	0	.400	4th	Paul Governali			
1959	1	6	1	.188	0	5	0	.000	6th	Paul Governali			
1960	1	6	1	.188	0	5	0	.000	6th	Paul Governali			
1961	7	2	1	.700	2	2	1	.500	4th	Don Coryell			
1962	8	2	0	.800	6	0	0	1.000	1st	Don Coryell			
1963	7	2	0	.778	4	1	0	.800	T-1st	Don Coryell			
1964	8	2	0	.800	4	1	0	.800	2nd	Don Coryell			
1965	8	2	0	.800	3	2	0	.600	3rd	Don Coryell			
1966	11	0	0	1.000	5	0	0	1.000	1st	Camellia (W) Don Coryell			
1967	10	1	0	.909	5	0	0	1.000	1st	Camellia (W) Don Coryell			
California Collegiate Athletic Association Era (27 seasons)													
139				103	11	.571		58	47	5	.550	6 CCAA Titles / 4 Bowl Gms.	

INDEPENDENT

1968	9	0	1	.818	Independent	Don Coryell
------	---	---	---	------	-------------	-------------

PACIFIC COAST ATHLETIC ASSOCIATION

Year	Overall				Conference			Finish	Bowl Game	Head Coach			
	W	L	T	Pct.	W	L	T				Pct.		
1969	11	0	0	1.000	6	0	0	1.000	1st	Pasadena (W) Don Coryell			
1970	9	2	0	.818	5	1	0	.833	T-1st	Don Coryell			
1971	6	5	0	.545	2	3	0	.400	T-4th	Don Coryell			
1972	10	1	0	.909	4	0	0	1.000	1st	Don Coryell			
1973	9	1	1	.864	3	0	1	.875	1st	Claude Gilbert			
1974	8	2	1	.733	4	0	0	1.000	1st	Claude Gilbert			
1975	8	3	0	.727	3	2	0	.600	3rd	Claude Gilbert			
Pacific Coast Athletic Association Era (7 seasons)													
61				14	2	.805		87	70	4	.553	5 PCAA Titles / 1 Bowl Game	

INDEPENDENT

1976	10	1	0	.909	Independent	Claude Gilbert					
1977	10	1	0	.909	Independent	Claude Gilbert					
Independent Era (2 seasons)											
20				2	0	.909					

WESTERN ATHLETIC CONFERENCE

Year	Overall				Conference			Finish	Bowl Game	Head Coach			
	W	L	T	Pct.	W	L	T				Pct.		
1978	4	7	0	.364	2	4	0	.333	6th	Claude Gilbert			
1979	8	3	0	.727	4	2	0	.666	T-2nd	Claude Gilbert			
1980	4	8	0	.333	4	4	0	.500	4th	Claude Gilbert			
1981	6	5	0	.545	3	5	0	.375	6th	Doug Scovil			
1982	7	5	0	.583	4	3	0	.571	T-3rd	Doug Scovil			
1983	2	9	1	.208	1	6	1	.187	8th	Doug Scovil			
1984	4	7	1	.375	4	3	1	.562	T-4th	Doug Scovil			
1985	5	6	1	.458	3	4	1	.438	6th	Doug Scovil			
1986	8	4	0	.750	7	1	0	.875	1st	Holiday (L) Denny Stolz			
1987	5	7	0	.417	4	4	0	.500	5th	Denny Stolz			
1988	3	8	0	.273	3	5	0	.375	T-6th	Denny Stolz			
1989	6	5	1	.542	4	3	0	.571	T-5th	Al Luginbill			
1990	6	5	0	.545	5	2	0	.714	3rd	Al Luginbill			
1991	8	4	1	.654	6	1	1	.813	2nd	Freedom (L) Al Luginbill			
1992	5	5	1	.500	5	3	0	.625	4th	Al Luginbill			
1993	6	6	0	.500	4	4	0	.500	T-6th	Al Luginbill			
1994	4	7	0	.364	2	6	0	.250	8th	Ted Tollner			
1995	8	4	0	.667	5	3	0	.625	5th	Ted Tollner			
1996	8	3	0	.727	6	2	0	.750	Pac/T-2nd	Ted Tollner			
1997	5	7	0	.416	4	4	0	.500	Pac/T-4th	Ted Tollner			
1998	7	5	0	.583	7	1	0	.875	Pac/T-1st	Las Vegas (L) Ted Tollner			
Western Athletic Conference Era (21 seasons)													
119				120	6	.498		87	70	4	.553	2 WAC Titles / 3 Bowl Games	

MOUNTAIN WEST

Year	Overall				Conference			Finish	Bowl Game	Head Coach		
	W	L	T	Pct.	W	L	T				Pct.	
1999	5	6	0	.455	3	4	0	.429	T-5th	Ted Tollner		
2000	3	8	0	.272	3	4	0	.429	T-5th	Ted Tollner		
2001	3	8	0	.272	2	5	0	.286	7th	Ted Tollner		
2002	4	9	0	.307	4	3	0	.571	T-3rd	Tom Craft		
2003	6	6	0	.500	3	4	0	.429	T-4th	Tom Craft		
2004	4	7	0	.363	2	5	0	.286	7th	Tom Craft		
2005	5	7	0	.417	4	4	0	.500	T-4th	Tom Craft		
2006	3	9	0	.250	3	5	0	.375	T-6th	Chuck Long		
2007	4	8	0	.333	3	5	0	.375	6th	Chuck Long		
2008	2	10	0	.167	1	7	0	.125	T-8th	Chuck Long		
2009	4	8	0	.333	2	6	0	.250	7th	Brady Hoke		
2010	9	4	0	.692	5	3	0	.625	T-3rd	Poinsettia (W) Brady Hoke		
2011	8	5	0	.615	4	3	0	.571	4th	New Orleans (L) Rocky Long		
2012	9	4	0	.692	7	1	0	.875	T-1st	Poinsettia (L) Rocky Long		
2013	8	5	0	.615	6	2	0	.750	West/2nd	Potato (W) Rocky Long		
2014	7	6	0	.538	5	3	0	.625	West/T-1st	Poinsettia (L) Rocky Long		
2015	11	3	0	.786	8	0	0	1.000	West/1st	Hawai'i (W) Rocky Long		
2016	11	3	0	.786	6	2	0	.750	West/1st	Las Vegas (W) Rocky Long		
Mountain West Era (18 seasons)												
106				116	.478		66	63	.512		3 MW Titles / 7 Bowl Games	

♦ - Indicates team won conference title. Pac - Team competed in the Pacific Division of the WAC. West - Team competed in the West Division of the Mountain West.