

AZTEC FOOTBALL

SAN DIEGO STATE GAME NOTES - WEEK TEN

RELEASED: Tuesday, November 14

GAME NO. 10



San Diego St. (2-7/2-3) at TCU (7-2/3-2)

Saturday, Nov. 18, 200
3:06 p.m. CST (kickoff)
Carter Stadium (44,008)
Fort Worth, Texas

▶ TELEVISION

Versus. Bob Papa (play-by-play), Glenn Parker (analysis) and Argy Stathopoulos (sidelines).

▶ RADIO

XPRS 1090-AM and 105.7 FM San Diego. Ted Leitner (play-by-play), John Kentera (analysis), and Dave Marcus (producer). Josh Rosenberg serves as host for the pregame and halftime shows. Coverage begins one hour prior to kickoff.

▶ WEB

Live audio and statistics are available on SDSU's official athletic department web site at goaztecs.com.

▶ UP NEXT

This is the first of two consecutive road games for the Aztecs. Next week, San Diego State travels to Albuquerque, to battle New Mexico. Game time is set for 12:30 p.m. MT and there is no live television coverage for the game.

San Diego State Looks for Second Straight Victory; Aztecs Travel to Lone Star State to Battle TCU

Following a two touchdown victory over UNLV, San Diego State (2-7 overall; 2-3 Mountain West Conference) looks for consecutive victories as the Aztec football program travels to the Lone Star State for the first time since 2003, to battle the defending Mountain West Conference champions TCU (7-2; 3-2 MWC).

Game time is set for 3 p.m. CST (1 p.m. PST) and the game will be televised nationally by Versus. The game can also be heard up and down the west coast on XX Sports Radio (1090 AM and 105.7 FM in San Diego).

Last Saturday, San Diego State responded from a pair of heartbreaking losses (14-16 to Cal Poly and 24-27 at Wyoming) with a 21-7 victory over UNLV at Qualcomm Stadium.

The Aztec defense allowed just 250 yards and surrendered only seven points despite the Rebels making five trips into the SDSU red zone and starting three drives at their 44-yard line or better. SDSU had six tackles for loss and broke up a season-high six passes in the contest.

The Aztec offense produced an economical 277 yards of total offense. SDSU had just one turnover in the contest, and produced long touchdown drives of 80 and 74 yards in the contest. San Diego State also ended a three-game drought without a rushing touchdown by getting a pair of rushing scores from Kevin O'Connell and Brandon Bornes.

After surviving some devastating early season injuries and a new system, San Diego State has played much better of late. The Aztecs have won twice in its last four games, with opportunities to win the other two contests in the closing moment of the game. San Diego State has scored first in its last four games and has led at the half in all four of those contests.

After suffering consecutive losses to Brigham Young and at Utah, TCU has reeled off four consecutive victories by a combined score of 109-51. Last Saturday, the Horned Frogs claimed a 27-21 victory at New Mexico after racing out to a 24-0 halftime lead. TCU features one of the best defenses in the nation, ranking fourth among NCAA teams in rushing yards allowed (72.00), 12th in total yards allowed (273.89) and 12th in scoring defense (13.89).

The teams met for the first time last season, with the 20th-ranked Horned Frogs claiming a 23-20 victory at Qualcomm Stadium on Oct. 22, 2005. San Diego State led 13-7 at intermission and the contest was tied at 13 after three quarters. The Aztecs had their opportunities, but a missed 35-yard field goal and a fourth quarter red-zone interception eventually did in SDSU's upset hopes.

The football game leads off a day of Aztec programming on Versus. Following the football contest, Steve Fisher's undefeated and defending MWC champion basketball team will play host to California on the network.

▶ PROGRESS

San Diego State has made some rather dramatic improvements the last four games. Below is a look at some of the more dramatic changes.

Category	First 5 Gms	Last 4 Gms
Record	0-5	2-2
Scoring Margin	-20.6	+4.0

Defense	First 5 Gms	Last 4 Gms
PPG Allowed	32.8	15.5
Total Offense Allowed	362.2	299.2
Opp. Pass. Efficiency	157.08	99.33
TDs Passing Allowed	12	3
Opp. 3rd Down Conv.	50.0	36.2

Offense	First 5 Gms	Last 4 Gms
Points Per Game	12.2	19.5
Passing Efficiency	99.57	147.91
Passing TDs	1	5

Other	First 5 Gms	Last 4 Gms
Punting	37.3	43.8
Special Tms./Def. TDs	0	3
SDSU Avg. Penalties	7.4	6.0
SDSU Pen. Yards	65.4	53.0

INSIDE...

San Diego State and TCU meet for the second time. Last season, TCU rallied for a 23-20 victory in San Diego.

▶ *San Diego State-TCU: The Series, Page 4*

SDSU is 2-2 over its last four games and has shown dramatic improvements in many statistical categories.

▶ *Progress, Page 5*

SDSU has been at a severe disadvantage when it comes to starting field position.

▶ *Can We Please Get Some Good Field Position?, Page 7*

Redshirt freshman Atiyah Henderson has been nothing short of amazing this season as he is fifth nationally among freshmen in average rushing yards.

▶ *Henderson Going for Conference Rushing Title, Page 7*

Ray Bass became the third San Diego State player to be named MWC Player of the Week this season.

▶ *Bass honored on Monday, Page 8*

SAN DIEGO STATE SCHEDULE/RESULTS (2-7 OVERALL/2-3 MWC)

Date	Opponent	TV/Video	Result/Time	Record	Series	Note
Aug. 31	(rv/rv) UTEP	CSTV	L, 27-34	4-4	18-4-0	Aztecs rally comes up just short; Total offense: SD 384-243
Sept. 16	at (rv/rv) Wisconsin	ESPN+Plus	L, 0-14	8-1	1-4-0	Scoreless first half; Aztec D limits Badgers to 85 pass yds.
Sept. 23	*Utah (<i>KGB SkyShow</i>)	the mtm.	L, 7-38	5-4	12-13-1	Aztecs throw 5 interceptions, 2 are returned for TDs
Sept. 30	at San Jose State	4SD	L, 10-31	5-2	15-16-2	SDSU trailed 14-10 in 3rd when Mougey was injured
Oct. 7	*at Brigham Young	the mtm.	L, 17-47	6-2	7-23-1	Aztecs score on first drive of 2nd half for first time in '06
Oct. 21	*Air Force (USAA Fleet Week Classic)	the mtm.	W, 19-12	3-4	9-16-0	Palmer 30-yd FG with :02 left wins game; J. Martin 16 TT
Oct. 28	Cal Poly (Homecoming)		L, 14-16	6-2	13-10-0	CP gets two 4th qtr. FGs to help overcome 11-pt. deficit
Nov. 4	*at Wyoming	the mtm.	L, 24-27	5-5	13-15-0	Aztecs hold 4th opponent in '06 under 100 yds passing
Nov. 11	*UNLV	the mtm.	W, 21-7	2-7	9-7-0	Rebels snapped SDSU's 3-game series win streak in '05
Nov. 18	*at TCU	Versus	3 p.m. CT	6-2	0-1-0	TCU rallied for a 23-20 victory last season at the Q
Nov. 25	*at New Mexico		12:30 p.m. MT	5-4	20-12-0	NM has won 5 straight in series; Last season: NM 47-24
Dec. 2	*Colorado State	the mtm.	5 p.m. PT	4-5	13-12-0	SDSU has not defeated Rams in SD since 1993 (0-5)

* - indicates Mountain West Conference game.

SDSU In-Season Weekly Schedule

Week 10 - TCU Game Week Schedule

All times Pacific, unless noted; * - Indicates item carried live at goaztecs.com

TUE. 14	WED. 15	THURS. 16	FRI. 17	SAT. 18	SUN. 19
<p>Final day for player interviews prior to the UNLV game</p> <p>10:32 a.m.: Chuck Long MWC conference call (contact MWC or SDSU media relations office to obtain access).</p> <p>Noon: SDSU weekly media press luncheon (2nd floor Aztec Athletic Center); Noon - lunch served courtesy DaKines; 12:30 p.m. - Coach Long speaks; 12:20 p.m. - Selected Aztec players available; 12:30 p.m. - coordinators Bob Elliott (defense) and Del Miller (offense) available.</p> <p>3:45 p.m.: SDSU practice. Open to media that regularly cover SDSU athletics and upon prior approval of the SDSU media relations office. Photographers and videographers can shoot the last 30 minutes of practice.</p>	<p>Final day for assistant coaches interviews prior to UNLV game</p> <p>3:45 p.m.: SDSU practice. Open to media that regularly cover SDSU athletics and upon prior approval of the SDSU media relations office. Photographers and videographers can shoot the last 30 minutes of practice.</p>	<p>Final day for head coach interviews prior to UNLV game</p> <p>3:45 p.m.: SDSU practice. Open to media that regularly cover SDSU athletics and upon prior approval of the SDSU media relations office. Photographers and videographers can shoot the last 30 minutes of practice.</p>	<p>Practice closed, no interviews unless previously arranged through the media relations office</p>	<p>GAME DAY</p> <p>No player or coach access prior to the end of the game</p> <p>3 p.m. CST: Kickoff: San Diego State at TCU</p> <p>Postgame: The San Diego State locker room is closed. Please contact Mike May or Peggy Curtin to arrange postgame interviews.</p>	<p>NO PRACTICE</p> <p>5 p.m. PDT: Chuck Long and coordinators Bob Elliott (defense) and Del Miller (offense) available by appointment on the second floor of the Aztec Athletics Center.</p>

► **SDSU MEDIA RELATIONS STAFF**

Mike May*, Assistant AD/MRD
mmay@mail.sdsu.edu
Peggy Curtin*, Assistant MRD
mcurtin@mail.sdsu.edu
Dave Kuhn, Assistant MRD
dkuhn@mail.sdsu.edu
Jamie McConeghy, Assistant MRD
jmcconeg@mail.sdsu.edu
Darin Wong, Assistant MRD
dwong@mail.sdsu.edu
Jim Solien, MR Assistant
jsolien@projects.sdsu.edu
Kelly Ayers, Administrative Asst.
kayers@mail.sdsu.edu

* - denotes primary fbball contacts

Office Phone (619) 594-5547
Office Fax (619) 582-6541

San Diego State University
Department of Athletics
Aztec Athletics Center, Suite 3014
5302 55th Street
San Diego, CA 92182-4309

► **MWC TELECONFERENCE**

Interviews with San Diego State head coach Chuck Long and the other eight Mountain West Conference coaches, are available each Tuesday during the season on the league's teleconference. Contact the MWC office at (719) 488-4040 for more information.

Below is the schedule for the 2006 season (all times Pacific)

Time	Schedule
9:30 a.m.	Moderator opens call
9:32 a.m.	Kyle Whittingham, Utah
9:42 a.m.	Garry Patterson, TCU
9:52 a.m.	Rocky Long, New Mexico
10:02 a.m.	Sonny Lubick, CSU
10:12 a.m.	Fisher DeBerry, AFA
10:22 a.m.	Mike Stanford, UNLV
10:32 a.m.	Chuck Long, SDSU
10:42 a.m.	Joe Glenn, Wyoming
10:52 a.m.	Bronco Mendenhall, BYU
11:02 a.m.	Craig Thompson, MWC

► **MWC SATELLITE FEED**

The MWC will provide a weekly satellite feed during the 2006 football season. The feed will include team-by-team highlights from the previous week's games and coach/player interviews. The satellite feed will run every Wednesday from 3:00-3:30 p.m. (MT) beginning September 7 through November 29.

Contact the MWC office at (719) 488-4040 for more info.

Following the Schedule Above, the Next...

- **CHUCK LONG MWC TELECONFERENCE** - Tuesday, Nov. 21, at 10:32 a.m. PT
- **SDSU WEEKLY PRESS CONFERENCE** - Tuesday, Nov. 21, at Noon PT

Interviews

► **HEAD COACH CHUCK LONG** - Chuck Long is available following every practice, with the exception of the day before games. All other interview requests should go through the SDSU media relations office. Out of town media are encouraged to contact the media relations office the previous week and interview are usually scheduled on Tuesday morning.

► **ASSISTANT COACHES** - The coaches are available after practice through Wednesday. Assistant head coach/defensive coordinator Bob Elliott and offensive coordinator Del Miller are also available at SDSU's weekly press conferences. For all other interviews requests with assistant coaches, contact the media relations office.

► **PLAYERS** - All interviews prior to a game should take place at the weekly media conference or following practices on Monday or Tuesday on a normal game week. Media should request player interviews at least 24 hours in advance.

► **POSTGAME** - The San Diego State locker room is closed at all times. Head coach Chuck Long and requested San Diego State players will be brought to the designated interview area (home games - old Padres weight room, same room as last season), following a brief cooling off period. No interviews may take place on the field.

Credentials

All requests for press and photo credentials should be submitted to the media relations office on official letterhead at least one week in advance of the game. Requests should be directed to Mike May and should be submitted by the sports editor or sports director of the media outlet.

Priority is given to daily newspapers, television stations and radio stations with sports programming.

Credentials will not be mailed. Credentials not delivered in person or through the visiting director of media relations will be left at the Qualcomm Stadium Press Entrance (Gate H) and will be available beginning two hours prior to kickoff.

Credentials will be issued to working media only. Family and friends are not allowed in the press area.

Requests should be made for single-game credentials at least one week prior to the game. Any organization that requests a single-game credential and does not use it, may not be granted another pass for the remainder of the season. No credentials will be granted after Thursday of game week.

Credentialed individuals will be asked upon arrival at the stadium for government issued identification. If the name on the photo does not match the name on the credential, it will be voided. Individuals may also be asked to present ID when at the field level. If at any point the name on the credential does match the individual wearing it, it will be confiscated and the person wearing it will be removed from the stadium.

Aztecs Knock Off UNLV, 21-7

SAN DIEGO - Kevin O'Connell completed all seven of his passes and rushed for a touchdown as he led San Diego State to a 21-7 victory over UNLV Saturday night.

The Aztecs (2-7, 2-3 Mountain West) jumped to a 7-0 lead in the first quarter when defensive back Ray Bass picked off a Rocky Hinds pass and raced untouched 49 yards for a touchdown 5:15 into the game.

O'Connell, who replaced Aztecs starting quarterback Kevin Craft in the second quarter, scored the game's second TD on a 1-yard keeper on fourth down with 3:45 left in the first half as San Diego State went up 14-0.

The touchdown capped an 80-yard, 15-play drive that featured a booth replay reversal on what was first ruled a fumble by Atiyya Henderson and a pass interference call on UNLV.

The Rebels (1-9, 0-6) have lost nine straight overall and 15 straight road games.

UNLV place-kicker Sergio Aguayo missed five field goal attempts.

After missing from 41 and 37 yards in the second quarter, Aguayo had a third field goal attempt bounce off the cross bar from 52 yards out with 22 seconds left in the half.

He then had a 53-yarder fall short early in the third quarter, and his fifth attempt, from 28 yards, was blocked by the Aztecs' Antwan Applewhite midway through the third quarter.

The Rebels made it 14-7 on the first play of the fourth quarter when Hinds connected with Aaron Straiten on a 2-yard pass on fourth down.

Hinds was 20-for-39 for 211 yards on the night and threw two interceptions.

San Diego State came back and took a 21-7 lead when O'Connell, again replacing Craft who started the second half, directed an eight-play, 74-yard drive that was capped by Brandon Borne's 9-yard touchdown run with 10:56 left in the game.

Noting the UNLV Game

► **THE SERIES:** SDSU has improved to 9-7 all-time against UNLV and has won each of the last three in San Diego The Aztecs have limited the Rebels to seven points or fewer in three of the last four meetings ... SDSU has won four of the last five matchups.

► **SUB-100:** The Aztecs held an opponent to fewer than 100 yards on the ground for the second time this season. SDSU limited UTEP to only 30 rushing yards in the opener, the fewest by an Aztec opponent since 2001 The Aztec defense has held an opponent under the 100-yard mark in passing yardage four other games.

► **KO COMPLETION:** Quarterback Kevin O'Connell completed all seven of his pass attempts for 68 yards. For the season, O'Connell has completed 23 of his 27 attempts for an 85.2 completion-percentage.

► **RED ZONE STALEMATE:** The Aztec defense has stopped opponents from scoring in the red zone on 15 occasions in 2006, including four times tonight (4 fumbles, 7 missed FG, 2 INT, 1 downs, 1 end of half).

► **OUR SIDE OF THE FIELD:** Aztec opponents have started a drive in SDSU territory on 20 occasions in 2006, including twice tonight. The Aztec defense has limited opponents to scores on just nine of those 20 possessions.

► **IT'S NO GOOD:** SDSU opponents are now just 9-20 on field-goal attempts this season, making only 45 percent of their kicks ... Seven of the missed kicks have come when the opponent has entered the redzone with five misses from 40 yards or less.

► **BASS BRINGS IT BACK:** SDSU junior safety Ray Bass logged his second career interception and his first career touchdown in the first quarter to give the Aztecs a 7-0 lead. Bass returned the ball 49 yards for SDSU's first interception return for a score since the 2005 Wyoming game when Marcus Demps brought one back 20 yards in the fourth quarter ... The pick was the Aztecs first in 2006 since the Air Force contest ... This is the second straight year that SDSU has returned an interception for a TD against UNLV, as linebacker Joe Martin brought one back 84 yards in Las Vegas a year ago.

► **ANOTHER BASS NOTE:** Ray Bass doubled his previous career high for tackles with a team-leading eight against UNLV. Bass had four against Air Force and BYU.

► **FIRST QUARTER, HALF SHUTOUT:** SDSU did not allow its opponent to score in the first quarter for the fourth time this season with three of those instances coming at home ... SDSU has also shutout its opponent in the first half of a game for the third time (also vs. Air Force and Wisconsin).

► **LONG DRIVE:** SDSU's 15-play scoring drive ties as its longest this season in terms of number of plays. The Aztecs have had two other 15-play drives versus Utah and San Jose State.

► **OTHER NOTES:** Redshirt freshman Jon Toledo logged his first career reception in the first quarter ... Senior tight end Robert Miller added his first career catch in the second quarter ... Chaz Schilens has caught a pass in each of his last 15 contests, while Brett Swain extended his streak of games with a reception to 10 ... Antwan Applewhite blocked his second career kick tonight and first of the season. It is the Aztecs' second blocked kick in 2006, but first on a field-goal attempt ... SDSU kicker Garrett Palmer has yet to miss an extra-point this year, making all 16 of his attempts ... SDSU linebacker Andrew Schantz logged his first career interception in the fourth quarter, giving the Aztecs two or more picks in a game for the second time in 2006 (4 INTs vs. UTEP) ... SDSU had six PBU versus UNLV, after tallying five against Wyoming last week. The Aztecs only had 13 PBUs prior to the contest in Laramie.

► MOUNTAIN WEST CONFERENCE STANDINGS

	MWC	Overall
BYU	6-0	8-2
Utah	4-2	6-4
TCU	3-2	7-2
Air Force	3-2	4-5
Wyoming	4-3	5-6
New Mexico	3-3	5-5
SDSU ◀	2-3	2-7
CSU	1-5	4-6
UNLV	0-6	1-9

MWC SCHEDULE

Saturday, November 18

San Diego State at TCU, 1 p.m.

Wyoming at UNLV, 1 p.m.

New Mexico at BYU, 2:30 p.m.

Utah at Air Force, 4:30 p.m.

► OPPONENT WATCH

UTEP (5-5) at UAB - W, 36-17
Next: at Marshall (11/18)

Wisconsin (10-1) at Iowa - W, 24-21
Next: vs. Buffalo (11/18)

Utah (6-4) vs. Colorado State - W, 35-22
Next: at Air Force* (11/18)

SJSU (6-3) vs. Boise State - L, 20-23
Next: at Hawaii (11/18)

BYU (9-2) vs. Wyoming* - W, 55-7
Next: vs. New Mexico (11/18)

Air Force (4-5) vs. Notre Dame - L, 17-39
Next: vs. Utah (11/18)

Cal Poly (6-4) at North Dakota St. - L, 14-51
Next: vs. Savannah State (11/18)

Wyoming (5-6) at BYU* - L, 7-55
Next: at UNLV* (11/18)

UNLV (1-9) at San Diego St.* - L, 7-21
Next: vs Wyoming* (11/18)

TCU (7-2) at New Mexico* - W, 27-21
Next: vs. San Diego State* (11/18)

UNM (5-5) vs. TCU* - L, 21-27
Next: at BYU* (11/18)

CSU (4-6) at Utah* - L, 22-35
Next: vs. TCU* (11/25)

All time Pacific. * - Indicates Mountain West Conference game.

► COLLEGE PRESS
BOX.COM

The Mountain West Conference will provide a new online media service for the coming 2006 football season. CollegePressBox.com will give the media one-stop access to updated contact information, media guides, game notes, game books, quotes, photos and more for each of the conference's nine schools and the conference office.

To access the Mountain West area of CollegePressBox.com, please contact the MWC Communications staff at (719) 488-4040 for the username and password.

► SDSU vs. MWC

	W	L	T
Air Force	9	16	0
BYU	7	23	1
Colorado State	13	12	0
New Mexico	20	12	0
TCU	0	1	0
UNLV	9	7	0
Utah	12	13	1
Wyoming	13	15	0
TOTALS	83	99	2

► CURRENT AZTEC
PLAYERS vs. TCU

Rushing	Att.	Yds.	Avg.	TD
O'Connell	17	49	2.9	1
Amaral	1	22	22.0	0
Hamilton	7	15	2.1	0
Bornes	4	14	3.5	0
Swain	1	7	7.0	0

Passing	A-C-I	Yds.	TD
O'Connell	46-25-2	235	1

Receiving	No.	Yds.	YPC	TD
Schilens	3	24	8.0	0
Swain	2	51	25.5	0
Miclot	1	8	8.0	0
Porter	1	5	5.0	0
Hamilton	1	3	3.0	0

Defense	S-A-T	Other
Grigsby	6-1-7	
J. Martin	6-1-7	1Sk, 1PBU
Soto	5-0-5	
Baker	4-0-4	
Metroka	3-1-4	
Maze	3-1-4	1TFL, 2PBU
Applewhite	3-1-4	1TFL, 1FR
Allen	2-2-4	1 PBU
Sturm	3-0-3	1INT, 1FF
Osborn	2-0-2	
B. Martin	1-1-2	1 INT
Fifita	1-1-2	
Schantz	0-2-2	
Armstrong	0-1-1	

► TEAM COMPARISON

SAN DIEGO ST. (2-7/2-3 Mountain West)

Team Statistics	SDSU	OPP
Points/Game	15.4	25.1
First Downs/Game	15.0	19.0
Rushing/Game	123.4	173.2
Passing/Game	152.2	161.0
Total Offense/Game	275.7	334.2
Fumbles-Lost	20-6	12-8
Pen.-Yards/Game	61-59.9	37-37.7
Time of Poss.	30:24	29:36

Ind. Leaders

Rushing	Att	Net	Avg	TD	YPG
Henderson	140	663	4.7	0	73.7
Bornes	42	157	3.7	2	17.4

Passing	A-C-I	Pct	TD	YPG
Craft	103-60-5	58.3	4	97.0
Mougey	71-43-6	60.6	1	108.0

Receiving	Rec	Yds	Avg	TD	YPG
Swain	33	372	11.3	2	41.3
Schilens	26	420	16.2	2	46.3

Defense	U-A-TT	TFL	Int	FF-R
J. Martin	41-39-80	6.0	0	1-0
Allen	36-32-68	5.0	0	0-0

TCU (7-2/3-2 Mountain West)

Team Statistics	TCU	OPP
Points/Game	23.1	13.9
First Downs	19.9	14.3
Rushing/Game	174.0	72.0
Passing/Game	186.8	201.9
Total Offense/Game	360.8	273.9
Fumbles-Lost	14-10	20-7
Pen.-Yards/Game	66-59.4	45-46.9
Time of Poss.	30:41	29:19

Ind. Leaders

Rushing	Att	Net	Avg	TD	YPG
Brown	105	482	4.6	5	60.2
Hobbs	98	413	4.2	5	68.8

Passing	A-C-I	Pct	TD	YPG
Ballard	204-113-5	55.4	5	152.9
M. Jackson	32-21-1	65.6	2	43.6

Receiving	Rec	Yds	Avg	TD	YPG
Harmon	36	525	14.6	1	58.3
Brown	24	327	13.6	1	40.9

Defense	U-A-TT	TFL	Int	FF-R
White	46-23-69	1.0	3	2-0
Phillips	25-21-46	3.0	1	0-1



NCAA DIVISION I-A TEAM RANKINGS

Statistic	SDSU	TCU
Rushing Offense	77	23
Passing Offense	104	73
Total Offense	106	46
Scoring Offense	108	68
Rushing Defense	102	4
Pass Eff. Defense	82	22
Total Defense	68	12
Scoring Defense	81	12
Net Punting	97	46
Punt Returns	105	33
Kickoff Returns	116	53
Turnover Margin	76	49
Pass Defense	15	66
Pass Efficiency	77	71
Sacks	111	24
Tackles For Loss	104	16
Sacks Allowed	63	T-5

Out of 119 Division I-A schools. Through games of Nov. 11.

SDSU-TCU: The Series

► Saturday will mark the second meeting between TCU and San Diego State. The Horned Frogs rallied for a 23-20 victory last season at Qualcomm Stadium.

► San Diego State and TCU are in the same conference for the second time. TCU previously competed in the Southwest Conference (1951-1995), Western Athletic Conference (1996-2000) and Conference USA (2001-04). San Diego State's previous Division I era conference stops include the Pacific Coast Athletic Association (1969-1975), Western Athletic Conference (1978-1998) and the Mountain West Conference (1999-present).

► The schools competed in the same league in 1996, 1997 and 1998, but never faced one another as the Aztecs competed in the Pacific Division and the Horned Frogs were in the Mountain Division of the WAC. In SDSU's final season in the league in the WAC, SDSU posted a 7-5 record and advanced to the Las Vegas Bowl, while TCU finished 7-5 and advanced to the Sun Bowl.

► This marks the 26th game for SDSU against current Division I-A teams from the state of Texas with the Aztecs owning an 18-7 record. The Aztecs are 18-4 against UTEP, 0-1 vs. TCU and 0-2 vs. Houston. SDSU's last victory against a Lone Star state school was also the last time the Aztecs visited the state. On Sept. 13, 2003, San Diego State handed UTEP a 34-0 defeat in El Paso.

► **SDSU-TCU CONNECTIONS:** TCU head coach Gary Patterson, SDSU athletic director Jeff Schemmel and Aztec defensive line coach Joe Bob Clements all have degrees from Kansas State... TCU Chancellor Victor Boschini and SDSU President Stephen Weber are both Bowling Green alumni ... Weber received his bachelor's degree from the Ohio school, while Boschini earned his master's degree... Horned Frogs' punter Brian Cortney and deep snapper Sean Haight are both San Diego natives... Cortney attended St. Augustine High, while Haight is a Westview High alumnus. ... TCU freshman wide receiver Clint Renfro is a graduate of Southlake (Texas) Carroll High, the same school that produced SDSU women's basketball point guard Kate Eveland... San Diego State running back Tyler Campbell and defensive end Eric Ikonne are both from the Lone Star State... Campbell, is the son of Earl Campbell, who made quite a name for himself by claiming the 1977 Heisman Trophy and is a member of the NFL Pro football Hall of Fame.

SDSU-TCU: Series History

Series: TCU leads 1-0

Total Score: TCU 23, San Diego State 20		Average: TCU 23.0, San Diego State 20.0														
Date	Site	Result	Score	SD TCU			Total			Passing		Rushing	Temp	Att.		
				Rk	-Rk	FD -FD	Yds	- Yds	TOs	-TOs	Yds	- Yds			Yds	-Yds
10.29.05	H-Qualcomm	L	20 - 23	-	20	20 - 24	360	- 403	2	- 3	235	- 112	125	- 291	66	21,698

► **2005 MEETING:** No. 20 TCU 23, San Diego State 20 | Oct. 29, 2005 | Qualcomm Stadium
SAN DIEGO - San Diego State played the nation's 20th-ranked team even for three quarters, but TCU scored 10 fourth-quarter points en route to a 23-20 win.

The final statistics showed how close the game was with the Horned Frogs owning a slight advantage in total offense (403-360) and first downs (24-20), but the Aztecs countered with a turnover advantage (3-2) against a team that entered the contest with the best

turnover margin in the nation. San Diego State was partially done in by a missed 35-yard field goal and a red-zone interception in the fourth quarter.

The second quarter belonged to SDSU, as the Aztecs held the Horned Frogs to just 36 yards of offense in the frame and took the lead.

SDSU got on the board after Brett Sturm forced and recovered a TCU fumble, giving the offense the ball at the Frog 20-yard line. Four plays later, Garrett Palmer kicked a 37-yard field goal to cut the lead to 7-3.

The Aztecs went on top later in the quarter when Kevin O'Connell converted a third-and-six with a 26-yard scamper to give San Diego State a 10-7 lead. SDSU closed out a strong frame with a 36-yard Palmer field goal to put SDSU up 13-7.

TCU would strike midway through the third quarter, following a failed fourth down attempt by the Aztecs. After SDSU could not convert on fourth and three at the TCU 38, the Frogs drove 55 yards in six plays for a touchdown.

Cory Rodgers capped a 92-yard drive with a six-yard touchdown run to put TCU up 20-13. SDSU responded by driving 77 yards in 14 plays, but on third and goal at the Frog two-yard line, O'Connell's pass was intercepted in the end zone.

TCU cashed in with a 37-yard field goal by Chris Manfredini to go up 23-13 with 3:50 to play.

San Diego State cut the deficit to three points quickly, taking the ensuing kickoff and driving 65 yards in 90 seconds and pulling to within three points. But TCU was able to keep the ball the final 2:20, converting a critical fourth-and-one with 44 seconds remaining.

A New Season

After suffering a wrath of early-season injuries and getting off to an 0-5 start, many didn't expect much from the Aztecs during the second half of Chuck Long's first season. But the Aztecs, which have started to get some of those injured players back in the past couple of weeks, have become a handful during the past month.

San Diego State has gone 2-2 in its past four games and has had real opportunities to win all four contests. The Aztecs have scored first in four straight games and have enjoyed halftime leads each of the past four weeks.

In addition to the statistical improvements listed to the right, there are some other items worth noting.

► In the last four games, San Diego State has outscored its opponents 31-6 in the first quarter and 48-20 in the first half.

► San Diego State has seven sacks and 21 tackles for loss in the last four games after recording only two sacks and 20 tackles for loss in the first five games of the season.

Tough Start

San Diego State has suffered through one of the most injury prone seasons in school history in 2006. That plus one of the nation's most difficult schedules to date have been significant contributing factors to the Aztecs' 2-7 start.

Below are a few of the challenges that Long and his staff have faced in their first season in San Diego.

► According to the NCAA, San Diego State has faced the 20th most difficult schedule in the nation to date. The Aztecs first nine opponents have combined to post a 56-39 (58.9 percent) record. Of the nine opponents SDSU has faced, five have a winning record, one is at .500 and the other two are one game below .500.

► The San Diego State lineup is a shadow of its fall self. The Aztecs have been devastated by injuries to the point that 12 players, who running on the first team, did not start in the contest at Brigham Young. Among the positions that have been devastated include tight end (top three players out for the season), quarterback (missing top two players for much of the season), and a starter at wide receiver. A total of seven offensive players who were listed as starters when suffering a significant injury have missed significant action or the entire season.

► Field position and turnovers returned for touchdowns have come in to play as well. Even though SDSU is just -2 for the season in turnovers, the Aztecs have certainly have come up on the short end of the impact turnovers. Opponents have scored four touchdowns this season on returns off turnovers and have a total of 65 points on 163 yards of total offense.

Turnarounds Take Time

Although San Diego State flirted with a win on opening night against UTEP, history shows us that some of the biggest college football turnarounds take time. There may be no better place to pull some examples then from the Hayden Fry coaching tree, which has produced a stable of head coaches that went to struggling programs when they took over.

Coach	School	First Season	First Game	Season Record	1st Winning Season
Hayden Fry	Iowa	1979	Indiana - L, 26-30	5-6-0	3rd
Bill Snyder	Kansas State	1989	at Arizona State - L, 0-31	1-10-0	3rd
Barry Alvarez	Wisconsin	1990	California - L, 12-28	1-10-0	4th
Dan McCarney	Iowa State	1995	Ohio - W, 36-21	3-8	6th
Kirk Ferentz	Iowa	1999	Nebraska - L, 7-42	1-10	3rd
Mark Magino	Kansas	2002	at Iowa State - L, 3-45	2-10	4th
Mike Stoops	Arizona	2004	Northern Arizona - W, 21-3	3-8	has not occurred
Chuck Long	San Diego State	2006	UTEP - L, 27-34	2-7	

A few notes on the coaches listed above

► The seven coaches above posted 16-62 (20.5 percent) record in their first seasons at the school listed.

► AP POLL

Rk	Team Record	Pts.
1.	Ohio State (64) 11-0	1,624
2.	Michigan (1) 11-0	1,561
3.	Florida 9-1	1,436
4.	USC 8-1	1,433
5.	Arkansas 9-1	1,331
6.	Notre Dame 9-1	1,302
7.	Rutgers 9-0	1,212
8.	West Virginia 8-1	1,075
9.	LSU 8-2	1,074
10.	Louisville 8-1	1,028
11.	Texas 9-2	965
12.	<u>Wisconsin</u> 10-1	930
13.	Boise State 10-0	805
14.	Wake Forest 9-1	777
15.	Auburn 9-2	751
16.	Oklahoma 8-2	746
17.	California 8-2	595
18.	Georgia Tech 8-2	563
19.	Virginia Tech 8-2	413
20.	Boston College 8-2	350
21.	Maryland 8-2	309
22.	Tennessee 7-3	276
23.	<u>Brigham Young</u> 8-2	216
24.	Nebraska 8-3	197
25.	Clemson 8-3	57

Others receiving votes: Hawaii 39, Oregon 36, Kansas State 8, TCU 7, Texas A&M 6, Georgia 3.

► COACHES' POLL

Rk	Team Record	Pts.
1.	Ohio State (62) 11-0	1,574
2.	Michigan (1) 11-0	1,513
3.	Florida 9-1	1,381
4.	USC 8-1	1,373
5.	Notre Dame 9-1	1,273
6.	Arkansas 9-1	1,248
7.	West Virginia 8-1	1,113
8.	Rutgers 9-0	1,082
9.	LSU 8-2	1,054
10.	<u>Wisconsin</u> 10-1	928
11.	Texas 9-2	927
12.	Louisville 8-1	884
13.	Boise State 10-0	830
14.	Wake Forest 9-1	724
15.	Auburn 9-2	721
16.	Oklahoma 8-2	711
17.	California 8-2	580
18.	Georgia Tech 8-2	566
19.	Virginia Tech 8-2	420
20.	Boston College 8-2	384
21.	Maryland 8-2	325
22.	Nebraska 8-3	228
23.	Tennessee 7-3	213
24.	<u>Brigham Young</u> 8-2	116
25.	Clemson 8-3	94

Others receiving votes: Oregon 72, Hawaii 65, Texas A&M 29, Georgia 19, TCU 7, Houston 7, Missouri 4, Tulsa 3, Kansas State 3, Texas Tech 2, Middle Tennessee State 1, Central Michigan 1.

Underline indicates SDSU opponent.

► **SDSU CAREER STARTS**

OFFENSE	Consecutive	Total
Dombrowski	25	26
Robinson	17	23
Justman	9	20
Hamilton	0	20
Kravetz	9	19
O'Connell	0	18
Schilens	12	16
Bornes	3	13
Swain	1	11
Miclot	0	11
Porter	4	9
Louis	0	9
*Henderson	6	6
*Kawulok	0	6
*Craft	5	5
*Fehoko	5	5
*Spinks	0	4
Rouser	0	3
*Mougey	0	3
Amaral	0	2
*M. Schmidt	0	2
*Smith	0	2
*Wesley	0	2
TOTALS		236

DEFENSE	Consecutive	Total
Bailes	9	36
Applewhite	21	23
Osborn	21	21
J. Martin	15	21
Maze	3	20
Baker	0	19
Grigsby	4	18
Allen	9	16
*Nwansi	9	9
Sturm	0	9
Schantz	0	9
B. Martin	5	6
*Bass	1	4
*Moore	2	3
McKay	0	3
Fifita	0	2
Soto	0	1
TOTALS		220

* - Indicates player made first career start this season.

► **SDSU STREAKS**

Below is a look at some active streaks for current San Diego State players.

GAMES WITH A RECEPTION

Chaz Schilens	15
Brett Swain	10

GAMES WITH A TACKLE

Jonathan Bailes	23
Terrell Maze	23
Nick Osborn	23

- None of the seven coaches above enjoyed a winning season in either their first or second campaigns at the school.
- Only two coaches were victorious in their first game (McCarney defeated Ohio and Mike Stoops defeated Northern Arizona).

Last Saturday's win guarantees Chuck Long more victories in his first season than Bill Snyder, Barry Alvarez and Kirk Ferentz.

Can We Please Get Some Good Field Position?

One of the most amazing statistics of this season has been San Diego State's consistent disadvantage in field position. The Aztecs have been at a disadvantage in the category in all nine games this season and in 12 consecutive games dating back to last season. Since the stat started being kept consistently in 1998, the longest consecutive streak of losing the field position battle was five games.

Through nine games this season, the Aztecs average starting field position for their 101 drives has been their own 25.63 yard line. Meanwhile, SDSU opponent's average starting field position for their 98 drives has been the 36.60 yard line.

Now an almost 11-yard average field position discrepancy may not sound like much, but consider since the 1999 season, San Diego State is 2-22 in games when facing a 10-yard or greater disadvantage in average field position, something that has happened five times already this season.

It is also worth noting that average starting field position counts drives only, meaning that the four touchdowns scored by the opposition's defense this season (one fumble recovery in the endzone and three interception returns for touchdowns) are not included in the statistic.

The next question becomes why has there been this big of a gap? To answer that, let's look at each game individually.

► **vs. UTEP:** San Diego State suffered from two missed field goals and two short punts to turn this stat into a negative. The Miners started two drives following misses on long field goals at their 34 and 29 yard-line and started two possessions following short punts at the UTEP 39 and the San Diego State 36 yard lines. Two interceptions also put UTEP in scoring position, allowing the Miners to start possessions on the San Diego State 28 and 41 yard lines.

► **at Wisconsin:** The seven-yard difference is the smallest of the year, and is mostly a result of SDSU's fumble in the closing moments of the game. Trailing by 14 points in the final minute, SDSU lost a fumble giving Wisconsin possession on the Aztec 13. That play in the final minute shifted the average, increased the average from 30 to 34.

► **vs. Utah:** Five turnovers hurt the cause in this game as the Utes returned two interceptions for touchdowns and started three other drives on the Aztec half of the field. The -15 margin in average field position ties for the ninth worst total in Aztec game since the beginning of the 1999 campaign.

► **at San Jose State:** A combination of factors hurt SDSU's numbers against the Spartans. First off, the Aztecs averaged just 31.0 yards per punt while the Spartans averaged 37.7 yards. Also, San Diego State's failed conversion of a fourth and seven at its own 25-yard-line in the third quarter (SDSU came up inches short), gave San Jose State possession at the Aztec 31-yard line.

► **at Brigham Young:** The 21-yard difference is the largest differential this season by six yards (Utah). The Aztecs average start was at their own 20, their worst starting point of the year, while the Cougars began their drives on their own 41, the shortest field an SDSU opponent has had to work with all season. The Cougars returned an interception for a touchdown in the second quarter, the third time an opponent has returned a pick for a score this season.

► **vs. Air Force:** One of the smallest differentials of the season as SDSU started on its 21 and Air Force on its 28. Although SDSU did not win the category, it was closer than most of the season due to the fact that the Aztecs enjoyed a +2 turnover margin and did not commit a turnover in the contest. That forced the Falcons to start all seven of their possessions on the Air Force side of the 50.

► **vs. Cal Poly:** Only a five-yard difference but it turned out to be the key stat. In the fourth quarter, Cal Poly started drives on the SDSU 39 and 23 yard lines. That led to two Mustang field goals and the 16-14 victory.

► **at Wyoming:** Only one drive started in the opponent territory and that came following an Aztec interception gave the Cowboys the ball at the San Diego State 33. That led to a Wyoming field goal that proved to be the difference in the game.

► **vs. UNLV:** The Aztecs did not start any drive in UNLV's territory. UNLV got the ball twice in SDSU's territory but missed field goals on both drives.

Other alarming tidbits on the field position disadvantage.

► Through nine games, San Diego State has started only three possessions on the opponent's side of the field. Meanwhile, SDSU's opposition has started 20 drives in Aztec territory. The SDSU defense has been rather impressive when its back has been against the wall, limiting the opposition to just nine scores in those 20 possessions.

► SDSU opponents have scored 28 points on returns (one fumble recovery and three interception returns for touchdowns). The opponents have also cashed in on scoring 37 points on drives of 40 yards or less (touchdown drives of 28, 31, 36, 41 and a field goal drive of 25, 3, -1 yards). The result, SDSU opponents have scored 65 of their 226 points on a total of 163 yards of offense.

► Against San Jose State, the Aztecs snapped a string off 33 consecutive possessions without starting a drive in its opponent's side of the field. Nonetheless, for the season, San Diego State has started just three of 101 drives in plus territory, including just two of its last 89 possessions. All three times SDSU has started a drive inside the opponent 50, the Aztecs have cashed in on the good position with a touchdown.

► Dating back to last season, the team with the better average field position has won eight of the last 10 games.

► **FIELD POSITION**

Average field position comparison for San Diego State and its' opponents in 2006.

	SDSU	Opp	+/-
UTEP	30	40	-10
at Wisconsin	27	34	-7
Utah	22	37	-15
at San Jose State	28	33	-5
at Brigham Young	20	41	-21
Air Force	21	28	-7
Cal Poly	29	34	-5
at Wyoming	24	35	-11
vs. UNLV	28	42	-14
Season Average	25.63	36.60	-10.97

Henderson Going for Conference Rushing Title

Redshirt freshman Atiyah Henderson is making the most of his opportunities at the running back position.

► SDSU CHARTS

Below is a look at SDSU's all-time freshman leaders in rushing yards,

Pl.	Name, Season	Yards
1.	Marshall Faulk, 1991	1,429
2.	Lynell Hamilton, 2004	1,087
3.	Darin Wagner, 1989	787
4.	►Atiyyah Henderson, 2006	663
5.	Wayne Pittman, 1991	606
6.	Brandon Bornes, 2004	578

Originally listed behind Doak Walker Award candidate Lynell Hamilton, Henderson was pressed into service when the junior tailback was hurt earlier this season. He has responded by producing one of the best freshman seasons in school history and despite carrying the ball only one time in the first two games combined, is one of the national leaders in rushing yardage per game among all freshmen.

Earlier this season, Henderson produced four consecutive games with 90 or more yards rushing, including consecutive 100-yard performances against Air Force and Cal Poly.

For the season, Henderson is SDSU's leading rusher with 663 yards on 140 carries. He is averaging a team-high 4.7 yards per rush, with 56 of his 140 carries going for at least five yards. A shifty runner, Henderson has proven he can get the tough yards,

picking up 32 rushing first downs.

Henderson had just a single carry through the first two games, but has rushed for 663 yards in the last seven games (vs. Utah, at San Jose State, at Brigham Young, vs. Air Force, vs. Cal Poly, at Wyoming and vs. UNLV), for an average of 94.7 yards per game.

Below is a look at this game-by-game performance to date.

Opponent	Att.	Yards	TD	Avg.	10+	5+	FD
UTEP	1	0	0	0.0	0	0	0
at Wisconsin	0	0	0	0.0	0	0	0
Utah	12	98	0	8.2	2	6	3
at San Jose State*	24	98	0	4.1	1	11	4
at BYU*	21	93	0	4.4	3	7	3
Air Force*	25	142	0	5.7	4	11	8
Cal Poly*	26	140	0	5.4	5	13	8
at Wyoming*	9	30	0	3.3	2	3	2
UNLV*	22	62	0	2.8	3	5	4
TOTALS	140	663	0	4.7	20	56	32

* - Indicates game started. FD - Indicates first down.

Injuries Starting to Add Up

Following the bye week late in October, San Diego State is finally starting to get a bit healthier after suffering a rash of injuries during the first half of the season. Quarterback Kevin O'Connell and running back Lynell Hamilton are back in the rotation at their respective positions, with Hamilton returning to game competition against Cal Poly.

A total of seven offensive players who were listed as starters when suffering a significant injury have missed significant action or the entire season. The bug appears particularly dangerous to offensive skill players, as the Aztecs have lost its top two quarterbacks, top three tight ends, a starting receiver and a national-award candidate running back to date.

Quarterback Kevin O'Connell had missed six straight games due to ligament damage on his right thumb, suffered in the third quarter of the season-opening game against UTEP. The junior had surgery on Monday, Sept. 4, and returned to action on Nov. 4 at Wyoming. O'Connell was 4-of-6 for 94 yards and one TD coming off of the bench. Prior to his injury, O'Connell had started 18 consecutive games.

Running back Lynell Hamilton joined the group when he suffered a torn meniscus in his left knee against Utah. The junior returned to the game, but tests confirmed the tear the next day. He had surgery on Tuesday, Sept. 26, and missed three consecutive games before returning as a reserve vs. Cal Poly. Hamilton also missed last weekend's game vs. UNLV.

With the return of Hamilton and O'Connell, five players appear to still be out for the duration of the season. In addition, senior tight end Steve Schmidt, who was slated to start in place of Lance Louis and Eric Miclot, has yet to appear in a game this season due to a foot injury.

Below is a look at players who were on the two-deep when suffering significant injuries that threaten their ability to play this season.

Pos.	Player	Injury	Notes	Status
TE	*Lance Louis	knee	suffered torn ACL on April 1	Out/Indefinite
TE	*Eric Miclot	knee	suffered torn ACL in first scrimmage of spring on March 25	Out/Indefinite
QB	*Kevin O'Connell	right thumb	suffered in the third quarter of the UTEP game; surgery Sept. 4	Will play
WR	*DeMarco Sampson	foot	suffered torn ligaments in his left big toe; surgery on Aug. 21	Out/Indefinite
WR	Roberto Wallace	shoulder	has undergone shoulder surgery	Out/Indefinite
RB	*Lynell Hamilton	knee	torn meniscus in left knee suffered on Sept. 23	Will play
QB	*Darren Mougey	shoulder	dislocated shoulder suffered in the third quarter of the SJSU game	Out/Indefinite

* - Indicates player was a starter or listed as a probable starter at time of the injury.

Too Young, Too Soon

The result of all the injuries is a lineup, particularly on offense, that is inexperienced. At the beginning of the season, San Diego State returned six players who had combined for 83 career starts. Right now, three (Lynell Hamilton, Eric Miclot and Kevin O'Connell) of the six players who were listed as returning starters and had accounted for 45 starts prior to the 2006 season, are either lost for the season (Miclot) or have missed extensive time due to injury.

Of the 12 starting positions on offense (12 players are listed due to multiple formations), only eight have played every game this season and only six of those players are likely to start on Saturday at their original position.

Among the backfield and wideout positions (counts tight ends), only three players remain from the six positions. In those six spots, SDSU has lost seven "starting" players (three tight ends, two quarterbacks, a wide receiver and a running back) for the season or at least a significant portion in 2006.

► AZTECS IN THE NFL

The following 25 former San Diego State players were on NFL rosters as of October 24.

- Obafemi Ayanbadejo, Cardinals
- Marcus Demps, Lions*
- Will Demps, Giants
- Heath Farwell, Vikings
- Marshall Faulk, Rams
- Kabeer Gbaja-Biamila, Packers
- La'Roi Glover, Rams
- Robert Griffith, Cardinals
- Az-Zahir Hakim, Lions
- Jasper Harvey, Eagles*
- Johnathan Ingram, Chiefs
- Freddy Keiaho, Colts*
- Mike Kracalik, Ravens
- Derrick Lewis, Texans
- Matt McCoy, Eagles
- Kirk Morrison, Raiders
- Kassim Osgood, Chargers
- Chris Pino, Ravens*
- Chester Pitts, Texans
- Brian Russell, Browns
- Ephraim Salaam, Texans
- Jeff Shoate, Broncos
- Kyle Turley, Chiefs
- Marviel Underwood, Packers
- Jeff Webb, Chiefs*

* - member of 2005 SDSU squad



LYNELL HAMILTON

SDSU Career Rushing Yards

Pl. Name	Yards
1. Marshall Faulk	4,589
2. Larry Ned	3,562
3. Jonas Lewis	2,843
4. George Jones	2,810
5. Norm Nygaard	2,619
6. Wayne Pittman	2,389
7. Chris Hardy	2,341
8. David Turner	2,234
9. Paul Hewitt	2,056
10. Lynell Hamilton	2,051
11. Kern Carson	1,911

SDSU 100-Yd. Rushing Games

Pl. Name	Yards
1. Marshall Faulk	23
2. George Jones	14
3. Larry Ned	13
4. Jonas Lewis	12
5. Norm Nygaard	11
David Turner	11
7. Chris Hardy	9
8. Lynell Hamilton	8
2 others tied	8

SDSU 200-Yd. Rushing Games

Pl. Name	Yards
1. Marshall Faulk	7
2. George Jones	4
Larry Ned	4
4. Lynell Hamilton	2
Chris Hardy	2
Paul Hewitt	2
David Turner	2
8. 9 tied with	1

Game-By-Game Rushing

2003	No	Yds	TD	Avg.
EWU	23	113	2	4.9
at OSU	17	69	0	4.1
at UTEP	22	107	0	4.9
Samford	31	220	1	7.1
at UCLA	20	87	0	4.4
BYU	22	74	0	3.4
at Utah	17	49	0	2.9
UNM	18	56	1	3.1
Wyo.	40	218	0	5.5
at UNLV	24	94	0	3.9
at CSU		DNP-Injured		
AFA		DNP-Injured		

2005	No	Yds	TD	Avg.
UCLA	24	82	2	3.4
at AFA	15	65	1	4.3
at OSU	7	10	0	1.4
SJSU	19	72	1	3.8
BYU	30	161	2	5.4
at UNLV	5	14	0	2.8
at Utah		DNP-Injured		
UNM	9	28	0	3.1
TCU	7	15	0	2.1
at CSU	21	108	1	5.1
WYO	27	154	1	5.7
at Hawai'i	26	110	1	4.2

2006	No	Yds	TD	Avg.
UTEP	20	40	1	2.0
at Wisc.	11	19	0	1.7
Utah	16	53	0	3.3
at SJSU		DNP-Injured		
at BYU		DNP-Injured		
AFA		DNP-Injured		
Cal Poly	4	24	0	6.0
at Wyo.	3	9	0	3.0
UNLV		DNP-Injured		

Below is a comparison between the projected offensive starting lineup prior to spring practice last March and the lineup SDSU is expected to field on Saturday. The middle column shows players who were listed at one point as a starter at the position, but have succumbed to injury.

It is hard to recognize Saturday's likely starting lineup as compared to the one San Diego State thought it would have last March during spring practice.

Pos.	Projected Starters in March	Players Lost Due to Injury
LT	Will Robinson	
LG	Nick Smith	
C	Patrick Justman	
RG	Mike Schmidt	
RT	Mike Kravetz	
TE	Eric Miclot	Eric Miclot, Lance Louis, Steve Schmidt
R	Chaz Schilens	
W	Brett Swain	
X	Brian Spinks	
HB	Brandon Bornes	
TB	Lynell Hamilton	Lynell Hamilton
QB	Kevin O'Connell	Kevin O'Connell, Darren Mougey

* - indicates player is a change from original two-deep.

Probable Lineup vs. TCU

- Will Robinson
- *Whitely Fehoko
- Patrick Justman
- *Brandyn Dombrowski
- Mike Kravetz
- *Matthew Kawulok
- Chaz Schilens
- Brett Swain
- *Ramal Porter
- Brandon Bornes
- *Atiyah Henderson
- *Kevin Craft

The Importance of Winning the Turnover Battle

San Diego State won the turnover battle against Air Force, forcing two Falcon turnovers while playing turnover free ball for the first time this season. It marked just the second time this season the Aztecs have won the turnover battle and the first time since the season opening game against UTEP.

For the season, San Diego State is now -2 in the category, placing 76th nationally in the category. The Aztecs rank sixth in the Mountain West Conference in the stat. SDSU is averaging -0.22 turnover margin per game.

Last season, SDSU had a positive turnover margin (+2), snapping a span of eight seasons in which SDSU failed to post a turnover advantage (seven seasons with a disadvantage, while in 1998 turnovers were even).

SDSU's Ray Bass Honored

San Diego State junior safety Ray Bass was named the Mountain West Conference Football Defensive Player of the week on Monday for his performance in the team's 21-7 victory over UNLV.

Bass returned an interception 49 yards for his first career touchdown to give the Aztecs an early 7-0 advantage, one that they would never relinquish. He ended the night with a team-leading eight solo tackles, doubling his previous career game-high in that category. Bass, who was making his first career start at leftside safety in place of injured starter Brett Sturm, also tallied one pass breakup and a tackle for loss.

Bass is the third Aztec, and second defensive player, to earn weekly accolades from the MWC this season. He joins senior linebacker Joe Martin and junior place-kicker Garrett Palmer, who both were honored following the win over Air Force. It is the first career conference player-of-the-week award for Bass, who is playing his first season at SDSU after transferring from the University of Hawai'i.

Martin recorded a career-high 16 tackles, including five solos, and a sack for a loss of nine yards. The team co-captain beat his previous career best in tackles by four and the 16 stops were the most by an Aztec in a game since Freddy Keiaho had 18 at Ohio State in September 2005.

Martin was a key part in limiting the Air Force offense to a season-low 12 points, with 12 of his 16 tackles keeping Air Force from picking up a first down. Thirteen of his 16 stops were also on plays in which the Falcons claimed four yards or less of offense, including four tackles for one yard. It was Martin's fifth career outing with 10 or more tackles.

Palmer made both of his field-goal attempts vs. Air Force, including the game-winner from 30 yards out with two seconds remaining and the Aztecs trailing, 12-10. His first field goal of the night, a 35-yarder, gave the Aztecs the early 3-0 lead at the half. Palmer is now 6-for-8 on field goals this season and has made all eight of his extra-point attempts. He ranks fourth in school history in career field goals (33), is third in field-goal percentage (71.7) and has made 11 from 40 or more yards.

Martin, Palmer and Bass are the first Aztecs to be recognized by the league this season. It is Bass and Martin's first career player of the week award, while it is the third for Palmer, who has been honored once in both 2004 and 2005.

Defense Better Than Numbers Indicate

Although the national numbers are not overly kind to the Aztec defense, the 2006 edition of the Dark Side has generally played well. The unit has frequently been placed in difficult situations, with 20 of the 98 opponent possessions starting in Aztec territory. The defense has responded by allowing just nine scores in those 20 opportunities.

TURNOVER MARGIN

San Diego State is 43-12 since 1986 when owning a +2 turnover margin or better. The Aztecs are 13-43-1 when posting a -2 or worse number in the category. Below is the win-loss breakdown by turnover margin.

	2006	Since 1986	Pct.
Plus 7		1-0	100.0
Plus 6		0-0	
Plus 5		2-0	100.0
Plus 4		12-1	92.3
Plus 3		12-4	75.0
Plus 2	1-0	16-7	69.6
Plus 1	0-1	24-14-2	62.5
Even	1-3	15-28	34.9
Minus 1	0-2	16-31	34.0
Minus 2		8-21	27.6
Minus 3	0-1	3-10	23.1
Minus 4		2-8-1	22.7
Minus 5		0-3	0.0
Minus 6		0-0	
Minus 7		0-1	0.0

SDSU DEFENSE

Although SDSU ranks 91st nationally in points allowed, other statistical categories show how misleading that can be. Through games of Nov. 11.

Category	Nat'l. Rk.	Number
Scoring Defense	81st	25.11
Rushing Defense	102nd	173.22
Passing Defense	15th	161.00
Total Defense	68th	334.22

Other numbers that come to the defense of the defense:

- ▶ SDSU opponents have scored 28 points on returns (one fumble recovery and three interception returns for touchdowns). The opponents have also cashed in on scoring 37 points on drives of 41 yards or less (touchdown drives of 28, 31, 36, 41 and a field goal drive of three, 25 and -1 yards). The result, SDSU opponents have scored 65 of their 226 points on a total of 163 yards of offense.
- ▶ The Aztec defense did quite a number on Air Force, allowing the Falcons a season-low 12 points and forcing two turnovers in seven possessions.
- ▶ San Diego State allowed an un-Aztec like 419 yards of total offense against the Cougars. Of that total, 144 yards came on four plays. That means Brigham Young netted 275 yards on the other 49 offensive plays. The Aztecs defense also recorded an interception, a forced fumble and a tackle for a loss.
- ▶ In last Saturday's win over UNLV, the Aztec defense really came through defending the red zone. Of the Rebels' five opportunities to score inside the red zone, they only scored one touchdown.
- ▶ SDSU defensive coordinator Bob Elliott's squad has also buckled down in the red zone. Of the opponents' 41 trips inside the Aztec 20, SDSU has allowed just 150 points. Only 63.4 percent of the time have opponents walked away with any points, as San Diego State has forced five turnovers and held on downs on another occasion.

Don't Call it a Comeback

Prior to the season, many people questioned how good the Aztecs offensive line would be. With only one senior in the lineup on opening day, many people thought that it would be a long season for the Aztecs up front.

But the group that had been questioned throughout the campaign has put together a pretty impressive month. Against Utah, San Diego State rushed for 204 yards on 45 carries and followed that up by helping redshirt freshman Atiyah Henderson rushed for 98 yards en route to a 163-yard rushing effort for the Aztecs against San Jose State. At Brigham Young, Henderson rushed for 93 yards on 21 carries, marking his third consecutive 90-plus yard game. Against the Falcons, that trend continued against Air Force, as the Aztecs rushed for 151 yards, including a season high 142 yards for Henderson. Against Cal Poly, the Florida native rushed for 140 yards on a career-high 26 carries.

In the last seven games, the Aztec offensive line has helped SDSU compile 989 yards on the ground for an average of 141.3 yards per game.

Kevin Craft Making the Most of His Opportunity

With the injuries to Kevin O'Connell and Darren Mougey, redshirt freshman Kevin Craft has started the last five games. Craft has seen action in seven straight contests - the only games he has played in his career - and is 60-for-103 with four touchdowns and 679 yards.

He became the Aztecs' third different starting quarterback in nine games this season. That marks the first time San Diego State has started three different quarterbacks in the same season since 1997, when Kevin McKechnie, Spencer Brinton and Mike Smith started at the position.

Craft is the son of Tom Craft, who was quarterback for the Aztecs in 1975-76 and served as head coach from 2002-05. Tom Craft helped lead San Diego State to an 18-4 record in his two seasons, going 95-of-137 (69.3 percent), for 1,018 yards and four touchdowns (he also rushed for two scores). He led SDSU to a 10-1 record in 1976 as a starter his senior season. He also posted one of the most impressive debuts in Aztec history, going 16-for-20 for 116 yards with one touchdown and no interceptions in his first career start against Cal State Fullerton on Oct. 23, 1976 (a 27-14 SDSU win).

Below is a look at how the past 11 Aztec quarterback starters, including Darren Mougey and Kevin Craft, have fared in their first career starts.

Experience Prior to First Start

Name (Year)	Cl.	GP	Att.	First Start	Outcome	Att. Comp.	Int.	Yds.	TD	Rush	Yds
Billy Blanton ('94)	So.	8	42	New Mexico	W, 20-13	24	14	0	193	1	
Kevin McKechnie ('97)	Sr.	10	33	Navy	W, 45-31	20	16	1	371	4	6 15
Mike Smith ('97)	Jr.	1	1	UNLV	ot-W, 20-17	7	2	0	29	0	
Spencer Brinton ('97)	Fr.	1	16	at Hawai'i	W, 10-3	30	13	0	173	1	
Brian Russell ('98)	So.	1	4	Arizona	L, 16-35	32	12	3	167	1	6 36
Jack Hawley ('99)	Jr.	2	34	at USC	L, 21-24	32	16	4	170	1	11 39
Lon Sheriff ('00)	So.	5	29	at Arizona	L, 3-17	29	15	1	124	0	6 -20
Adam Hall ('01)	So.	3	18	at UNLV	L, 3-31	15	7	0	70	0	4 -20
Matt Dlugolecki ('03)	So.	1	19	at Ohio State	L, 13-16	39	23	2	189	1	4 -19
Kevin O'Connell ('04)	Fr.	6	57	at New Mexico	L, 9-19	32	16	2	165	1	13 -13
Darren Mougey ('06)	So.	7	42	at Wisconsin	L, 0-14	27	15	0	102	0	11 -12
Kevin Craft ('06)	Fr.	2	8	at BYU	L, 17-47	32	29	1	216	0	5 2

Notes on recent first time QB starters:

- ▶ Craft's 216-yard passing performance was the first time an Aztec passed for more than 200 yards in his first start since Kevin McKechnie in the 1997 season opener.
- ▶ San Diego State has lost eight consecutive times in quarterback's first starts.
- ▶ Craft's first start at Brigham Young marked the seventh consecutive time an Aztec signal-caller has made his debut start on the road.

As impressive as Craft's debut was, his encore gave Aztec fans reason to cheer. The freshman was 12-of-19 for 133 yards and a touchdown against Air Force. He did not throw an interception and led the Aztecs to their first turnover free game of the season. Most impressive, with San Diego State trailing 12-10 with 3:06 to play in the fourth quarter, he engi-



O'Connell's injury in the opener has kept the junior captain on the sidelines for a while, but he has continued to travel with the Aztecs. Below is a look at O'Connell's career game-by-game and an idea of what SDSU missed while he was sidelined.

▶ PASSING

2004	A-C-I	Yds	TD
Idaho St.	14-5-1	58	1
at Mich.		DNP	
Nevada		DNP	
at UCLA	10-7-0	46	0
at Wyo.	7-1-0	14	0
CSU	26-11-1	157	1
at UNM*	32-16-2	165	1
Utah*	43-21-2	252	2
at BYU*	47-21-2	229	1
at AFA*	32-17-1	232	2
UNLV*	25-16-0	175	1

2005	A-C-I	Yds	TD
UCLA*	26-19-2	204	1
at AFA*	39-24-1	227	1
at OSU*	17-12-0	159	1
SJSU*	29-23-0	271	4
BYU*	31-21-0	243	0
at UNLV*	28-14-3	106	0
at Utah*	23-17-0	219	3
UNM*	34-15-2	197	2
TCU*	46-25-2	235	1
at CSU*	24-14-0	179	2
WYO*	27-16-1	202	1
at Hawai'i*	51-33-1	421	3

2006	A-C-I	Yds	TD
UTEP*	14-12-1	178	0
at Wyo.	6-4-0	94	1
UNLV	7-7-0	68	0

▶ RUSHING

2003	No	Yds	TD	Avg.
Idaho St.	7	54	0	7.7
at Mich.			DNP	
Nevada			DNP	
at UCLA	1	6	0	6.0
at Wyo.	4	15	0	3.8
CSU	6	42	0	7.0
at UNM*	13	-13	0	-1.0
Utah*	12	34	1	2.8
at BYU*	15	101	0	6.7
at AFA*	8	82	0	10.3
UNLV*	7	26	0	3.7

2005	No	Yds	TD	Avg.
UCLA*	15	50	0	3.3
at AFA*	11	52	1	4.7
at OSU*	8	-9	0	-1.1
SJSU*	23	49	0	2.1
BYU*	7	27	1	3.9
at UNLV*	17	-16	0	-0.9
at Utah*	9	88	1	9.8
UNM*	11	37	0	3.4
TCU*	17	75	1	2.9
at CSU*	9	41	0	4.6
WYO*	7	23	0	3.3
at Hawai'i*	6	11	1	1.8

2006	No	Yds	TD	Avg.
UTEP*	9	25	0	2.8
at Wyo.	1	-3	0	-3.0
UNLV	6	14	1	2.3

* - game started

► **AZTEC DEFENSE IN THE RECORD BOOKS**

SDSU Career Pass Break-Ups

Name	PBUs
1. Eric Lewis	37
2. Ricky Sharpe	34
Mario Mitchell	34
4. Donny Baker	30
5. Jeff Shoate	29
Marlon Andrews	29
Mike Fox	29
8. Ricky Parker	26
Gary Taylor	26
10. Clarence Nunn	25

SDSU Career Fumble Recoveries

Name	FR
1. Kirk Morrison	10
2. Kevin Mitchell	7
3. Lou Foster	6
Thomas Carter	6
5. Lyndon Earley	5
Brad Hicks	5
Steve Lauter	5
Rick Carusa	5
Bob Epps	5
10. Antwan Applewhite	4
Nine others tied with	4

► **AZTEC CAPTAINS**

Season Captains

-Offense: Lynell Hamilton, Jr., RB; Kevin O'Connell, Jr., QB
 -Defense: Reggie Grigsby, Sr., S; Joe Martin, Sr., LB

Special Teams Game Captains

-vs. UTEP: Garrett Palmer, Jr., K
 -at Wisconsin: None
 -vs. Utah: Brett Sturm, Sr., S
 -vs. Air Force: Freddy Dunkle, Jr., LB
 -vs. Cal Poly: None
 -at Wyoming: Nick Sandford, Fr.-RS, S
 -vs. UNLV: None

needed a 58-yard drive that resulted in the game-winning field goal.

Craft has now completed at least 60 percent of his passes in three of his starts and has thrown just two interceptions in his 81 pass attempts as a starting quarterback.

Brandon Bornes Breaks the 1,000-Yard Mark

Junior running back Brandon Bornes broke the 1,000-yard rushing mark for his career with a three-yard rush in the second quarter at BYU.

SDSU's primary back in 2004, when Lynell Hamilton was sidelined with an injury, Bornes now has 1,104 rushing yards on 267 carries. The junior also has 10 career rushing touchdowns to his credit.

For the season, Bornes, who is the only Aztec back to have a carry in every game this season, has rushed 42 times for 157 yards.

That may sound like modest numbers, but take in to consideration that 13 of his 42 carries have resulted in a first down for SDSU. He also has 16 carries for five or more yards.

► **BORNES TOTALS**

Season	Att.	Yds.	TD	YPC
2004	133	578	6	4.3
2005	92	369	2	4.0
2006	42	157	2	3.7
TOTALS	267	1,104	10	4.1

Offensive Notes

► Three Aztec running backs have logged at least two career 100-yard rushing games. All three did so for the first time in their first year of collegiate competition, including Atiyah Henderson, who ran for 142 yards versus Air Force and 140 vs. Cal Poly in 2006.

► SDSU has scored on 14 of its 17 trips to the red zone this season, notching nine touchdowns and five field goals. Last season, SDSU converted 38-of-43 red zone opportunities (27 TDs, 11 field goals), scoring 88.3 percent of the time.

► SDSU did not have a turnover in the win over Air Force, the first time the Aztecs turned the trick since the 2005 victory at Utah ... SDSU has not had a turnover in each of its last two home contests with Air Force ... The Aztecs are now 25-14-2 since 1986 when owning exactly a +1 turnover margin and are 67-26-2 since 1986 when possessing a positive turnover margin.

► Nine Aztecs have started their first career games on the offensive side of the ball so far this season ... Nine offensive players have seen their first career action in 2006.

► Lynell Hamilton (2,051) and Brandon Bornes (1,104) both reached career rushing milestones in 2006 ... SDSU has put together a trio of 15-play scoring drives this season with one lasting 5:35 (UNLV), and the others going for 7:33 (Utah) and 8:31 (SJSU) ... Of SDSU's 101 possessions in 2006, only three have started in its opponent's territory

► **O-LINE IMPROVING**

Below is a look at SDSU's game-by-game numbers in several statistical categories.

Opp	Rush	YPR	SA
UTEP	109	2.4	3
at Wisconsin	13	0.5	5
Utah	204	4.5	2
at San Jose St.	163	4.2	0
at Brigham Young	141	3.7	2
Air Force	151	5.0	0
Cal Poly	149	3.6	4
at Wyoming	40	2.0	3
UNLV	141	3.0	0

Rush - SDSU rushing yards; YPR - SDSU yards per rush; SA - sacks allowed

Defensive Notes

► The Aztecs remain first in the MWC in red zone defense, as opponents have scored on just 26 of their 41 trips. The Aztec defense has forced four fumbles, logged two INTs and caused an opponent to turn the ball over on downs once (also seven missed FGs, end of game at Wisconsin).

► The SDSU defense has given up only 146 points (16.2/g) when opponents start their scoring drive on their own side of the field ... Aztec opponents have started a drive in SDSU territory 20 times thus far in 2006.

► SDSU has held an opponent scoreless in the first half of a game three times (vs. UNLV, Air Force and at Wisconsin)... Prior to this season, the last time the Aztecs did not allow an opponent to score in the first half was 2004 vs. Idaho St. ... Opponents have failed to score in the first quarter three times in 2006.

► Four Aztec opponents in 2006 have had less than 100 yards passing, including Wisconsin (85 yards), Air Force (47 yards), Cal Poly (80 yards) and Wyoming (97 yards) ... The Falcons' 47 yards passing are the fewest by an SDSU opponent since North Carolina threw for only 33 yards in the 1998 Las Vegas Bowl ... The 47 yards are the fewest in the regular season game since the Falcons had 46 in 1993.

► SDSU had four interceptions against UTEP, the team's most in a single game since 2002, when the Aztecs had four against Colorado State on Nov. 16. Donny Baker had two of the team's four INTs, marking the first time an SDSU player has had two picks in one outing since 2004.

► SDSU limited UTEP to just 30 yards rushing, the fewest the Aztecs have allowed in a game since 2001, when Eastern Illinois had just 27 yards on the ground in a 40-7 SDSU victory ... Since 2003, SDSU has held its opponent to under 100 yards rushing in a game 11 times.

► Tackle Ornan Nwansi, cornerback Aaron Moore and safety Ray Bass have made their first career starts on the defensive side of the ball thus far in 2006.

Special Teams Notes

► The Aztecs bring back three of its starters on special teams in punter Michael Hughes, place-kicker Garrett Palmer and long snapper Tyler Schmitt. All three are juniors and enter their third seasons as starters.

► Hughes was a second team all-Mountain West Conference selection and an honorable mention All-American by *College Football News* in 2005. He tied for eighth nationally and was second in the conference in punting with a 44.8 average, despite playing most of his games at sea-level. The Moreno Valley, Calif., native improved his punting average by almost seven yards from 2004, and booted 15 balls for 50 or more yards. Hughes also dropped 19 of his 67 punts inside

the 20-yard line, a year ago.

► Palmer, a MWC honorable mention pick, converted on all but two of his 17 field-goal opportunities in 2005. He was perfect from 29 yards or less and missed just one from 40 or more yards out. For his career, Palmer is 31-for-46 and has been named the conference player of the week on two occasions.

► With Schmitt at long snapper, the Aztecs did not have a blocked punt or field goal in 2005 or 2006.

Image is Everything

San Diego State is sporting new "throwback" style uniforms this season. As part of its five-year deal with Nike, the Aztecs are sporting uniforms reminiscent of the late 1980s and early 1990s that were worn during the Marshall Faulk era.

The Aztecs will wear black jerseys at home and white jerseys on the road with white, red and black piping around the neck and both shoulders. San Diego State is printed above the numbers on front of the jerseys and the players names are on back. The Aztecs will wear black pants, both home and away, with red, white and black trim down both sides.

The helmet is complete new this season. The Aztec lid is painted with eight coats of "candy scarlet" red. The "Aztecs" word mark (which includes the A shield logo) is arched on both sides of the helmet.

This season, the Aztecs have added the Prisoner of War emblem to the back of the helmet to pay tribute to the military community in Southern California.

A Quartet Of Captains

San Diego State senior safety Reggie Grigsby, junior running back Lynell Hamilton, senior linebacker Joe Martin and junior quarterback Kevin O'Connell were named captains for the Aztec football team for the 2006 season. The four players were elected by their teammates and were introduced by SDSU head coach Chuck Long before the annual Family Day scrimmage at Qualcomm Stadium on Aug. 19.

► SDSU HONORS

Antwan Applewhite

-2006 Bronko Nagurski Trophy Watch List (top defensive player)
- 2006 Ted Hendricks Award Watch List (top defensive end)
- 2006 Pre-Season All-Mountain West Conference
-Preseason First Team All-Conference
(Collegefootballnews.com)

Jonathan Bailes

-Preseason Second Team All-Conference
(Collegefootballnews.com)

Ray Bass

-MWC Defensive Player of the Week (11/13)

Lynell Hamilton

-2006 Maxwell Award Watch List (college player of the year)
-Preseason First Team All-Conference
(Collegefootballnews.com)

Michael Hughes

-2006 Second Team Preseason All-American (Phil Steele's College Football Preview)
-Preseason Second Team All-Conference
(Collegefootballnews.com)
-2006 Ray Guy Award Watch List (top punter)

Patrick Justman

-2006 Draddy Trophy Semifinalist (academics)
-National Football Foundation's 2006 National Scholar-Athlete Awards candidate
-ESPN The Magazine Academic All-District VIII

Joe Martin

-Preseason All-Conference (*The Sporting News*)
-MWC Defensive Player of the Week (10/23)

Terrell Maze

-Preseason First Team All-Conference
(Collegefootballnews.com)

Garrett Palmer

-MWC Special Teams Player of the Week (10/23)

Chaz Schilens

-Preseason Second Team All-Conference
(Collegefootballnews.com)

► **CHUCK LONG FILE**

Birthdate
February 18, 1963

Hometown
Wheaton, Ill.

High School
Wheaton North

Alma Mater
Iowa

Family
Wife, Lisa, and children, Lindsay, Samantha, Nathan, Zachary and Maddy

Playing Career

1981-85
Iowa

1986-89, 1991-94
Detroit Lions

1990
Los Angeles Rams

Coaching Career

2006
San Diego State
Head Coach

1999-2005
Oklahoma
Offensive Coordinator/Quarterbacks (2002-05)
Quarterbacks/Passing Game Coordinator (1999-2001)

1995-99
Iowa
Quarterbacks/Special Teams (1998-99)
Defensive Backs/Special Teams (1995-97)

*"(Long) will be a great head coach. He has experience coaching on both sides of the ball. He has always been a great leader and a winner. San Diego State made an absolute great choice."
- Hall of Fame coach Hayden Fry*

Chuck Long

Coaching Experience

- Hired as the 16th head football coach in San Diego State history on December 17, 2005.
- Has a national championship ring, five top-six finishes in the national polls and nine appearances in bowl games as products of an impressive 11 seasons as a collegiate assistant coach.
- Worked on the staffs of College Football Hall of Fame member Hayden Fry and national coach of the year Kirk Ferentz at Iowa, as well as two-time national coach of the year Bob Stoops at Oklahoma.
- Spent the last six seasons at Oklahoma, with the last four as the offensive coordinator and quarterbacks coach. Was an integral part of the Sooners' success, helping guide Oklahoma to a 67-11 record since 2000 and berths in six consecutive bowl games.
- Since he arrived in Norman in December of 1999, the Sooners won a national title (2000), three Big 12 championships (2000, 2002, 2004) and four Big 12 South Division titles (2000, 2002, 2003, 2004).
- Coached three Oklahoma players who finished in the top three of the Heisman balloting, including 2003 Heisman recipient quarterback Jason White.
- At Oklahoma, had eight offensive players who earned All-America accolades and 17 players who earned first-team all-conference honors.
- As a member of the Sooner staff, his players won a Heisman Trophy, Maxwell Memorial Award (college player of the year), Walter Camp Trophy (college player of the year), two Davey O'Brien Awards (outstanding quarterback), Outland Trophy (outstanding interior lineman), Unitas Award (outstanding senior quarterback), two *Associated Press* Player of the Year awards, two *The Sporting News* Player of the Year honors and a *CBS* Player of the Year accolade.
- A 2004 finalist for the Broyles Award for the nation's top assistant coach. Oklahoma completed an undefeated regular season and played for the national championship.
- The 2004 Oklahoma offense produced the first player tandem in NCAA history to post 35 touchdowns passing and 1,800 yards rushing (Jason White and Adrian Peterson).
- As Oklahoma's offensive coordinator, the Sooners set a Big 12 Conference record by averaging 51.5 points per game and ranked third nationally in scoring offense in 2003.
- Coaching career began at his alma mater, when he was hired by his former college coach Hayden Fry as a secondary and special teams coach in 1995.
- Iowa led the nation in interceptions returned for touchdowns (four) in 1995, while the 1997 squad led the Big Ten in interceptions (22).

Playing Experience

- A four-year starter and consensus All-America quarterback at the University of Iowa from 1981-85.
- Guided Iowa to bowl games in each of his seasons as a starter, including a Rose Bowl berth in 1986.
- He played in five bowl games while at Iowa.
- Led the Hawkeyes to the 1985 Big Ten championship and was a member of the 1981 conference-winning squad.
- Became the first player in Big Ten history to surpass 10,000 yards passing and still holds Hawkeye career records for passing yards (10,461), touchdowns (74) and completion percentage (65.0).
- As a senior in 1985, led Iowa to a No. 1 national ranking and in so doing, earned the Maxwell and Davey O'Brien Awards. Was the Big Ten Male Athlete and football player of the year.
- Runner-up to Auburn's Bo Jackson for the Heisman Trophy in the closest finish in the history of the award in 1985.

Head Coach • First Season • Iowa, 1985



► **LONG TIDBITS**

Long was beaten out as the quarterback on his seventh and eighth grade teams. He played at wide receiver during that time.

Did not play varsity quarterback until the 11th grade (played jv prior to that).

In high school, he played as an option quarterback and averaged just five pass attempts a game.

Did not get his first recruiting call until December of his senior year. The first person to call him? Iowa assistant coach Bill Snyder.

He was offered three football scholarships: Northwestern, Northern Illinois and Iowa.

He thought he was going to get drafted by the San Diego Chargers with the 13th overall pick. Detroit, which held the 12th pick, selected him instead.

CHUCK LONG'S ASSISTANT COACHING LEDGER

Season	School	Position	Head Coach	Record	Bowl	F. Rk.
1995	Iowa	Secondary/Special Teams	Hayden Fry	8-4 (.667)	Sun	23/22
1996	Iowa	Secondary/Special Teams	Hayden Fry	9-3 (.750)	Alamo	18/18
1997	Iowa	Secondary/Special Teams	Hayden Fry	7-5 (.583)	Sun	
1998	Iowa	Quarterbacks/Special Teams	Hayden Fry	3-8 (.273)		
1999	Iowa	Quarterbacks/Special Teams	Kirk Ferentz	1-10 (.091)		
1999	Oklahoma	QBs/Passing Game Coordinator	Bob Stoops	0-1 (.000)	Independence	
2000	Oklahoma	QBs/Passing Game Coordinator	Bob Stoops	13-0 (1.000)	Orange	1/1
2001	Oklahoma	QBs/Passing Game Coordinator	Bob Stoops	11-2 (.846)	Cotton	6/6
2002	Oklahoma	Offensive Coordinator/QBs	Bob Stoops	12-2 (.857)	Rose	5/5
2003	Oklahoma	Offensive Coordinator/QBs	Bob Stoops	12-2 (.857)	Sugar	3/3
2004	Oklahoma	Offensive Coordinator/QBs	Bob Stoops	12-1 (.923)	Orange	3/3
2005	Oklahoma	Offensive Coordinator/QBs	Bob Stoops	7-4 (.636)*	Holiday	22/22
Totals				95-42 (.693)		

Nine Bowl Games - Seven Top 25, Five Top-Six Finishes - Member of 2000 National Championship Staff

Final Rankings = Associated Press/Coaches Poll

**Does not include Oklahoma's Holiday Bowl victory*

2006 San Diego State Football Game Recaps

GAME 1 *Aug. 31 • Qualcomm Stadium (34,723)*
vs. UTEP

SAN DIEGO - San Diego State scored 21 consecutive points during a 7:42 stretch in the second half, but the dramatic rally fell just short, as the Aztecs dropped their season opener to UTEP, 34-27.

SDSU trailed 27-3 midway through the third quarter, but struck for three rushing touchdowns to pull to within 27-24 with 10:44 remaining in the game. The Aztecs got the ball back, but turned the ball over on an interception that led to a Miner touchdown. San Diego State later added a field goal with 1:59 to play to cut the deficit to 34-27, but was unable to recover the ensuing outside kickoff.

San Diego State had dramatic advantages in several statistical categories, including first downs (22-12), rushing yards (109-30), passing yards (275-213), total offense (384-243), time of possession (37:32-22:28) and held a +1 turnover margin. Nonetheless, the Aztecs were unable to overcome a 10-yard disadvantage in average field position.

Despite the loss, several Aztecs had outstanding debuts to the season. Sophomore quarterback Darren Mougey entered the game in the third quarter following an injury to starter Kevin O'Connell and sparked the Aztec rally. He ended the game 12-for-16 for 178 yards through the air and added a game-high 41 yards rushing and two touchdowns on 13 carries. Junior running back Lynell Hamilton carried 20 times for a tough 40 yards. Despite being contained most of the night, Hamilton rushed for 23 yards in the fourth quarter and posted career highs with six catches for 64 yards.

Defensively, the Aztecs limited the Miners to 243 yards, while enticing quarterback Jordan Palmer into four interceptions. The Miners scored 21 of their points on drives that totaled 77 yards (36, 41 and 0). The defense, meanwhile, held UTEP to just 12 first downs and 30 yards rushing on the night. Senior defensive back Donny Baker intercepted two passes and was credited with two break ups. Sophomore linebacker Andrew Schantz and senior captain Joe Martin were credited with six tackles apiece.

	1	2	3	4	Total
UTEP	0	14	13	7	- 43
San Diego State	3	0	7	17	- 27

SD - Palmer 46-yd FG - 10 plays, 52 yards, 4:46 (6:33, 1st)
 UTEP - Hunt 13-yd pass from Palmer (Schneider kick) - 4 plays, 71 yards, 1:11 (11:50, 2nd)
 UTEP - Thomas 5-yd run (Schneider kick) - 3 plays, 36 yards, 1:13 (7:50, 2nd)
 UTEP - Higgins 11-yd pass from Palmer (kick failed) - 9 plays, 41 yards, 2:35 (10:01, 3rd)
 UTEP - Auelua fumble recovery in end zone (Schneider kick) - (8:29, 3rd).
 SD - Mougey 1-yd run (Palmer kick) - 13 plays, 80 yards, 5:03 (3:26, 3rd).
 SD - Mougey 14-yd run (Palmer kick) - 5 plays, 62 yards, 2:15 (14:56, 4th).
 SD - Hamilton 1-yd run (Palmer kick) - 6 plays, 26 yards, 2:56 (10:44, 4th).
 UTEP - Sears 7-yd pass from Palmer (kick failed) - 5 plays, 28 yards, 2:48 (4:38, 4th)
 SD - Palmer 35-yd FG - 8 plays, 65 yards, 2:39 (1:59, 4th)

INDIVIDUAL STATS

Rushing (Atts.-Yards-TDs): SDSU: Mougey 13-41-2; Hamilton 20-40-1; O'Connell 9-25; Campbell 1-4; Henderson 1-0; Bornes 1-(-3). UTEP: Thomas 17-24-1; Sam 1-7; Palmer 1-(-1).
Passing (Att.-Comp.-Int., Yards, TDs): SDSU: Mougey 16-12-1,178, 0; O'Connell 14-12-1, 97, 0. UTEP: Palmer 29-20-4, 213, 3.
Receiving (No.-Yards-TDs): SDSU: Schilens 6-67; Hamilton 6-64; Swain 5-64; Spinks 3-40; Wesley 2-5; Kawaulok 1-23; Amaral 1-12. UTEP: Higgins 7-90-1; Thomas 4-17; Robinson 2-42; West 2-29; Hunt 2-18-1; Sears 2-13-1; Sutton 1-4.

TEAM STATS	UTEP	SDSU
First Downs	12	22
Rushes-Yards	19-30	46-109
Passing Yards	213	275
C-A-I	20-29-4	24-30-2
Total Offense	243	384
Fumbles-Lost	1-0	4-1
Penalties-Yards	0-0	5-39
Possession Time	22:28	37:32
Turnovers	4	3
Average Field Pos.	40	30

GAME 2 *Sept. 16 • Camp Randall Stadium (81,090)*
at Wisconsin

MADISON, Wis. - Wisconsin running back P.J. Hill rumbled 53 yards for a touchdown mid-way through the third quarter to notch the game's first score, as the Badgers went on to defeat the visiting San Diego State Aztecs, 14-0, in front of 81,090 fans at Camp Randall Stadium.

SDSU, traveling to Big Ten Country for the fourth consecutive season, showed that it could once again hang with a school in one of the nation's top conferences, but after an impressive showing, came up short in the win column.

Defense was the story of the day on both sides of the ball. The offenses struggled to combine for just 224 yards of total offense in the first half.

The Aztecs advanced into Badger territory on their first two possessions, putting together a 10-play drive and a seven-play effort, which was extended by a successful fake punt. SDSU, however, failed to get past the Wisconsin 37-yard line.

The Badgers' offense, meanwhile, did not cross midfield until the second quarter with the help of a 32-yard run by Hill. Wisconsin had a first down at the SDSU 14-yard line, but the Aztec defense held firm on fourth and three from the seven-yard line, stuffing Hill at the line of scrimmage for a gain of just one.

Neither side entered the locker room with any points, the first time Wisconsin had been shutout in the first half since 1995.

The game continued on its defensive slant into the third quarter when SDSU pushed back another Wisconsin scoring opportunity in the red-zone. On a first down from the 13-yard line, Aztec senior Jonathan Bailes hit a scrambling Badger quarterback John Stocco from behind, causing him to fumble the ball, which was recovered by SDSU's Ornan Nwansi.

The Badgers finally broke the stalemate with the help of a 15-yard SDSU personal foul penalty on their next possession, as Hill broke a number of tackles and ran 53 yards on the first play to put his team up, 7-0.

Wisconsin tacked on another TD on a six-yard pass from Stocco to Paul Hubbard in the fourth quarter to escape with the 14-0 victory.

SDSU's best scoring opportunity of the second half came following a missed 55-yard Wisconsin field goal, but an incomplete pass and a sack on third down, stopped the Aztec drive at the Badger 37-yard line.

San Diego State's defense, despite giving up the two second-half scores, limited Wisconsin to just 85 yards through the air, 0-for-3 on fourth down and 1-for-4 in the red-zone. Linebacker Russell Allen recorded a team-best nine tackles, while Bailes had six stops, including two behind the line of scrimmage, and the forced fumble.

Aztec quarterback Darren Mougey was limited to just 102 yards through the air in his first career start, while running back Lynell Hamilton had only 19 yards on 11 carries.

	1	2	3	4	Total
San Diego St.	0	0	0	0	- 0
Wisconsin	0	0	7	7	- 14

WIS - Hill 53-yd run (Melhaff kick) - 1 play, 53 yards, 0:22 (6:49, 3rd)
 WIS - Hubbard 6-yd pass from Stocco (Melhaff kick) - 7 plays, 72 yards, 3:59 (7:06, 4th)

TEAM STATS	SDSU	UW
First Downs	7	14
Rushes-Yards	26-13	45-287
Passing Yards	102	85
C-A-I	15-27-0	12-23-0
Total Offense	115	372
Fumbles-Lost	2-1	2-1
Penalties-Yards	3-26	4-45
Possession Time	25:31	34:29
Turnovers	1	1

INDIVIDUAL STATS

Rushing (Atts.-Yards-TDs): SDSU: Hamilton 11-19; Sturm 1-12; Bornes 1-3; Swain 1-0; Team 1-(-9); Mougey 11-(-12). UW: Hill 26-184-1; Rowan 6-79; Smith 7-21; Anderson 2-9; Team 1-(-1); Stocco 3-(-5).
Passing (Att.-Comp.-Int., Yards, TDs): SDSU: Mougey 27-15-0, 102; UW: Stocco 23-12-0, 85, 1.
Receiving (No.-Yards-TDs): SDSU: Hamilton 6-26; Swain 5-33; Schilens 2-28; Spinks 2-15. UW: Hubbard 3-18-1; Hill 3-8; Rentmeester 2-14; Swan 2-13;

2006 San Diego State Football Game Recaps

GAME 3 Sept. 23 ♦ Qualcomm Stadium (53,794)
vs. Utah

SAN DIEGO - In front of the fourth-largest regular season crowd in school history, the San Diego State offense failed to find a spark for a second straight week, as the Aztecs managed just seven points in falling to Utah, 38-7, in both teams Mountain West Conference openers.

The Utes converted three of the Aztecs five turnovers into 17 points, including a pair of 30-yard interception returns for touchdowns. Utah scored 31 unanswered points to avenge last season's 28-19 loss to SDSU in Salt Lake City.

The game started out with both offenses appearing to hit on all cylinders. After Utah scored a touchdown on its first possession, San Diego State responded right back as quarterback Darren Mougey, making his second career start, engineered a 15-play, 74-yard scoring drive, capped by an 18-yard touchdown pass from Mougey to a diving Brett Swain in the back of the end zone.

After both sides traded punts, the Utes reclaimed the lead on a two-yard touchdown run by Eric Weddle at the 11:44 mark of the second quarter. Weddle would get into the endzone on the very next play from scrimmage, as he logged the first of his three interceptions on the night by picking off a Mougey pass and returning it 30 yards for the score and a 14-point Utah advantage at 21-7.

While Utah didn't add to its lead until the 1:24 mark of the third quarter, the SDSU offense was unable to get anything going, advancing into Ute territory on just three occasions in the second half with the final one in the last 2:26 of the game. Three of the Aztecs' final four possessions of the game ended in interceptions and the fourth was stopped on downs.

SDSU did manage a season-best 204 yards on the ground, including a career-high 98 yards by redshirt freshman Atiyah Henderson. Junior running back Lynnell Hamilton became the 10th Aztec in school history to run for 2,000 yards in his career, carrying 16 times for 53 yards versus the Utes.

Defensively, senior safety Brett Sturm led the team in tackles with eight, while cornerback Terrell Maze logged his first interception of the year in the fourth quarter.

	1	2	3	4	Total
Utah	7	14	7	10	- 38
San Diego State	7	0	0	0	- 7

- UT - Poston 1-yd run (Sakoda kick) - 11 plays, 77 yards, 4:17 (10:43, 1st)
- SD - Swain 18-yd pass from Mougey (Palmer kick) - 15 plays, 74 yards, 7:33 (3:10, 1st)
- UT - Weddle 2-yd run (Sakoda kick) - 11 plays, 76 yards, 3:31 (11:44, 2nd)
- UT - Weddle 30-yd interception return (Sakoda kick) - (11:12, 2nd)
- UT - Poston 18-yd pass from Ratliff (Sakoda kick) - 6 plays, 60 yards, 1:53 (1:24, 3rd)
- UT - Sakoda 23-yd field goal - 10 plays, 25 yards, 4:40 (8:53, 4th)
- UT - Weddle 30-yd interception return (Sakoda kick) - (7:39, 4th)

INDIVIDUAL STATS

Rushing (Atts.-Yards-TDs): SDSU: Henderson 12-98; Hamilton 16-53; Mougey 11-50; Bornes 4-10; Craft 1-1; Campbell 1-(-8). UT: Poston 13-53-1; Mack 14-46; Ratliff 6-45; Casteel 3-26; Wilson 1-13; Weddle 3-11-1; Grady 1-(-2).

Passing (Att.-Comp.-Int., Yards, TDs): SDSU: Mougey 19-9-4, 83, 1; Craft 1-0-1, 0. UT: Ratliff 26-12-0, 157, 1; Grady 2-1-1, 10.

Receiving (No.-Yards-TDs): SDSU: Swain 4-28-1; Hamilton 3-12; Schilens 1-26; Spinks 1-17. UT: Richards 4-46; Casteel 3-50; Wilson 2-31; Poston 1-18-1; Sims 1-10; Hernandez 1-6; Mack 1-6.

TEAM STATS	UTAH	SDSU
First Downs	23	15
Rushes-Yards	41-192	45-204
Passing Yards	167	83
C-A-I	13-28-1	9-20-5
Total Offense	359	287
Fumbles-Lost	1-1	1-0
Penalties-Yards	4-40	8-49
Possession Time	27:54	32:06
Turnovers	1	5
Average Field Pos.	37	22

GAME 4 Sept. 30 ♦ Spartan Stadium (14,361)
at San Jose State

SAN JOSE - Injuries, penalties and three turnovers hampered San Diego State's efforts to earn its first victory of the 2006 season, as the Aztecs fell to host San Jose State in a non-conference contest, 31-10, at Spartan Stadium.

SDSU turned the ball over on two of its first three possessions with one leading to the game's first score, a 47-yard touchdown pass off an option play. San Jose State, aided by a pair of Aztec personal foul penalties, added to its lead with another touchdown on its next drive to go up 14-0.

The SDSU offense, which had been limited to just seven points in the last two contests, finally emerged in the second quarter. The Aztecs got on the board with a 30-yard Garrett Palmer field goal, capping a 15-play, 52-yard drive that lasted 8:31.

The defense got the ball back on the Spartans' first play after the kickoff, as safety Reggie Grigsby stripped wide receiver John Broussard of the ball, which was recovered by Terrell Maze at the SJSU 27-yard line. Eight plays later, Aztec sophomore Tyler Campbell found the end zone for the first time in his career on a one-yard run to draw the visitors to within four, 14-10, entering halftime.

After San Jose State missed a 32-yard field goal on its opening drive of the second half, San Diego State's hopes for a comeback took a severe blow as starting quarterback Darren Mougey was forced to leave the game with a shoulder injury at the 8:57 mark of the third quarter.

Redshirt freshman Kevin Craft, making just his second career appearance, was unable to lead an Aztec rally. SDSU managed four first downs and advanced into Spartan territory just once in the final two quarters. San Jose State, meanwhile, tacked on a pair of touchdowns, including one following a failed fake punt, and a field goal to secure its first victory in the series in the last eight tries, 31-10.

Defensively, senior Joe Martin became the first Aztec to record double-figures in tackles in 2006, tallying 11. Junior defensive end Nick Osborn recovered a fumble for the second consecutive game, while logging the team's second sack of the year.

	1	2	3	4	Total
San Diego State	0	10	0	0	- 10
San Jose State	7	7	14	3	- 31

- SJ - Broussard 47-yd pass from J. Jones (Strubeck kick) - 1 play, 62 yards, 0:35 (5:54, 1st)
- SJ - Perry 1-yd run (Strubeck kick) - 9 plays, 64 yards, 3:47 (14:25, 2nd)
- SD - Palmer 30-yd FG - 15 plays, 52 yards, 8:31 (5:54, 2nd)
- SD - Campbell 1-yd run - 8 plays, 27 yards, 3:20 (1:54, 2nd)
- SJ - Broussard 68-yd pass from Tafrales (Strubeck kick) - 4 plays, 85 yards, 1:55 (4:42, 3rd)
- SJ - Coleman 12-yd pass from Tafrales (Strubeck kick) - 4 plays, 31 yards, 1:48 (0:06, 3rd)
- SJ - Strubeck 34-yd FG - 13 plays, 58 yards, 6:19 (7:00, 4th)

INDIVIDUAL STATS

Rushing (Atts.-Yards-TDs): SDSU: Henderson 24-98; Bornes 8-35; Craft 2-10; Sturm 1-6; Mougey 1-6; Wesley 1-5; Campbell 2-3-1. SJSU: Perry 12-60-1; Y. Davis 7-27; Eden 2-15; Tafrales 5-14; James T. Callier 3-12; Island 6-9; J. Jones 1-(-1).

Passing (Att.-Comp.-Int., Yards, TDs): SDSU: Mougey 9-7-1, 69, 0; Craft 7-3-1, 7, 0. SJSU: Tafrales 21-17-0, 234, 2; Eden 1-1-0, 1, 0; J. Jones 1-1-0, 47, 1.

Receiving (No.-Yards-TDs): SDSU: Swain 4-42; Spinks 4-23; Henderson 1-6; Schilens 1-5. SJSU: Broussard 5-167-2; Coleman 5-47-1; J. Jones 5-47; Clark 1-21; Y. Davis 1-21; Hooper 1-4; Lauderdale 1-1.

TEAM STATS	SDSU	SJSU
First Downs	10	20
Rushes-Yards	39-163	36-136
Passing Yards	76	282
C-A-I	10-16-2	19-23-0
Total Offense	239	418
Fumbles-Lost	2-1	2-2
Penalties-Yards	11-103	5-45
Possession Time	29:45	30:15
Turnovers	3	2
Average Field Pos.	28	33

2006 San Diego State Football Game Recaps

GAME 5 Oct. 7 ♦ LaVell Edwards Stadium (60,804)
at **BYU**

PROVO, Utah - Starting its third quarterback in its fifth game of the season, San Diego State was unable to answer Brigham Young's 40-point first-half outburst, as the Cougars avenged last year's loss to the Aztecs, 47-17.

SDSU began the game looking to surprise the host with an onside kick. Aztec junior Chaz Schilens appeared to recover the ball, but was flagged for interference, allowing BYU to start the game at the SDSU 43-yard line, one of four Cougar drives to begin in Aztec territory.

Brigham Young took advantage of the good field position, scoring five plays later to go up 7-0. San Diego State, however, answered right back, on a 48-yard Garrett Palmer field goal.

On the other side of the ball, the Aztec defense was unable to stop the league's most potent offense. BYU reached the end zone on five of its final six possessions of the first half, scoring three via the air, one on the ground and one on a 38-yard interception return to take a 40-3 lead into the locker room.

Despite the deficit, the Aztecs began the second half determined to make a dent in the Cougar lead. Starting at its own 20-yard line, SDSU took just six plays with the help of a 23-yard run by Atiyah Henderson and a 41-yard Schilens reception, to score on a one-yard Brandon Bornes touchdown.

While BYU quickly recorded its lone TD of the second half, the Aztecs came back again. Brett Swain caught a pair of 15-yard passes and SDSU used two Cougar penalties to get a first down and goal at the one-yard line, which sophomore Tyler Campbell promptly put into the endzone to close out scoring.

The SDSU offense, under the direction of first-time starter redshirt freshman Kevin Craft, racked up 357 yards of total offense, the team's most this season since its opener with UTEP. Henderson, meanwhile, reached the 90-yard mark in rushing for the third straight outing, while Bornes reached the career 1,000-yard mark with nine carries for 31 yards.

Defensively, SDSU forced a fumble in the red zone for the fourth straight outing when safety Ray Bass stripped BYU's Manase Tonga at the four-yard line in the second half. Another Aztec safety, senior Brett Sturm, recorded a career-best and team game-high nine tackles in the losing effort.

	1	2	3	4	Total
San Diego State	3	0	14	0	- 17
Brigham Young	20	20	7	0	- 47

- BY - Vakapuna 14-yd run (McLaughlin kick) - 5 plays, 43 yards, 1:35 (13:19, 1st)
- SD - Palmer 48-yd FG - 7 plays, 41 yards, 3:07 (10:12, 1st)
- BY - Collie 29-yd pass from Beck (McLaughlin kick) - 7 plays, 81 yards, 3:06 (6:47, 1st)
- BY - Brown 4-yd run (McLaughlin kick blocked) - 6 plays, 55 yards, 2:03 (2:38, 1st)
- BY - Harline 8-yd run (McLaughlin kick failed) - 2 plays, 46 yards, 0:50 (10:06, 2nd)
- BY - Gabriel 38-yd interception return (McLaughlin kick) - (8:13, 2nd)
- BY - Brown 4-yd pass from Beck (McLaughlin kick) - 7 plays, 80 yards, 2:17 (3:03, 2nd)
- SD - Bornes 1-yd run (Palmer kick) - 6 plays, 80 yards, 2:35 (12:20, 3rd)
- BY - Tonga 18-yd pass from Beck (McLaughlin kick) - 6 plays, 63 yards, 2:26 (9:41, 3rd)
- SD - Campbell 1-yd run - 12 plays, 74 yards, 4:56 (4:35, 3rd)

INDIVIDUAL STATS

Rushing (Atts.-Yards-TDs): SDSU: Henderson 21-93; Bornes 9-31-1; Wesley 1-14; Craft 5-2; Campbell 2-1-1. **BYU:** Vakapuna 4-56-1; Brown 11-46-1; Tonga 5-23; Hauge 5-18; Hudson 5-12; Beck 1-5; Team 1-(-8).
Passing (Att.-Comp.-Int., Yards, TDs): SDSU: Craft 32-20-1, 216, 0. **BYU:** Beck 21-16-0, 267, 4.
Receiving (No.-Yards-TDs): SDSU: Porter 8-70; Schilens 4-77; Swain 4-41; Bornes 2-18; Henderson 2-10. **BYU:** Brown 4-33-1; Collie 3-79-1; Jacobson 3-60; Tonga 2-32-1; Meikle 1-38; Reed 1-13; Harline 1-8-1; Hague 1-4.

TEAM STATS	SDSU	BYU
First Downs	21	23
Rushes-Yards	38-141	32-152
Passing Yards	216	267
C-A-I	20-32-1	16-21-0
Total Offense	357	419
Fumbles-Lost	2-1	2-1
Penalties-Yards	10-110	5-17
Possession Time	38:55	21:05
Turnovers	2	1

GAME 6 Oct. 21 ♦ Qualcomm Stadium (26,871)
vs. **Air Force**

SAN DIEGO - San Diego State gave head coach Chuck Long his first career victory in dramatic fashion, as Garrett Palmer nailed a 30-yard field goal with two seconds remaining to lift the Aztecs to a 19-12 upset of conference-leading Air Force.

With SDSU ahead 10-9, the Falcons took their only lead at the 3:06 mark of the fourth quarter on a field goal. The Aztecs, however, rallied by driving 58 yards on 11 plays, highlighted by a 19-yard run by Atiyah Henderson on a third down and eight, to set up the winning kick.

Following a timeout by each squad, Palmer left no doubt, sending the ball straight through the uprights to put SDSU ahead for good, 13-12. The Aztecs would tack on a touchdown on the ensuing kickoff, as Marc Hull recovered a fumble and returned it two yards after a failed Air Force lateral attempt to provide the final 19-12 score.

The Falcons were poised to get on the board early, but missed a 49-yard field goal on their first possession and saw another drive end deep in Aztec territory on a Brett Sturm interception at his own seven-yard line.

The lone score of the first half came on a 35-yard Palmer field goal which gave the host a 3-0 lead heading into the locker room.

Air Force tied the game early in the third quarter with a 24-yard Zach Sasser field goal, but the Aztecs answered quickly when quarterback Kevin Craft found Chaz Schilens streaking down the middle of the field for a 49-yard touchdown, SDSU's longest play from scrimmage in 2006.

The Falcons appeared ready to knot the game at 10 early in the fourth quarter, but after a nine-yard touchdown run by Jacob Kendrick, Sasser missed the extra point attempt, as SDSU maintained the slight 10-9 advantage.

Sasser would later amend himself with a 38-yard field goal, but Palmer matched his effort on the other side of the field with the game-winner.

Henderson had a career-best 142 yards on 25 carries, becoming the 68th player in SDSU history to record a 100-yard rushing game and the first this season. Craft got his first win in his second career start by completing 12 of his 19 passes for 133 yards, while the Aztecs did not commit a turnover for the first time in 2006.

The San Diego State defense was outstanding, limiting the Falcons to a season-low 12 points. Three Aztecs finished in double-figures in tackles, including senior linebacker Joe Martin (16 tackles, 1 sack), sophomore Russell Allen (14 tackles) and senior safety Brett Sturm (13 tackles).

	1	2	3	4	Total
Air Force	0	0	3	9	- 12
San Diego State	0	3	7	9	- 19

- SD - Palmer 35-yd FG - 9 plays, 76 yards, 5:09 (5:34, 2nd)
- AF - Sasser 24-yd FG - 12 plays, 70 yards, 5:11 (9:49, 3rd)
- SD - Schilens 49-yd pass from Craft (Palmer kick) - 6 plays, 76 yards, 2:26 (7:23, 3rd)
- AF - Kendrick 9-yd run (Sasser kick failed) - 9 plays, 60 yards, 2:37 (12:14, 4th)
- AF - Sasser 38-yd FG - 13 plays, 63 yards, 6:01 (3:06, 4th)
- SD - Palmer 30-yd FG - 12 plays, 58 yards, 3:06 (0:02, 4th)
- SD - Hull 2-yd fumble recovery (No kick) - (0:00, 4th)

INDIVIDUAL STATS

Rushing (Atts.-Yards-TDs): SDSU: Henderson 25-142; Bornes 1-14; Campbell 1-2; Craft 3-(-7). **AF:** Kendrick 19-92-1; Carney 21-76-1; Hall 10-69; Smith 4-26; McCarthy 3-19; Williams 5-13; Handley 2-5; Thompson 1-(-3).
Passing (Att.-Comp.-Int., Yards, TDs): SDSU: Craft 19-12-0, 133, 1. **AF:** Carney 7-4-1, 47, 0.
Receiving (No.-Yards-TDs): SDSU: Swain 4-28; Schilens 2-56-1; Porter 2-15; Henderson 2-2; Kawulok 1-24; Wesley 1-8. **AF:** Handley 2-34; Armstrong 1-9; Thompson 1-4.

TEAM STATS	AF	SDSU
First Downs	23	15
Rushes-Yards	65-297	30-151
Passing Yards	47	133
C-A-I	4-7-1	12-19-0
Total Offense	344	284
Fumbles-Lost	1-1	2-0
Penalties-Yards	6-55	5-36
Possession Time	35:29	24:31
Turnovers	2	0

2006 San Diego State Football Game Recaps

GAME 7 Oct. 28 ♦ Qualcomm Stadium (20,974)
vs. Cal Poly

SAN DIEGO - After winning its first contest of 2006 on a last-second field goal, San Diego State saw a reversal in its fortunes just a week later, as Cal Poly made two fourth-quarter field goals, including the last one with 1:50 remaining, to upset the host Aztecs on Homecoming, 16-14.

Clinging to a one-point, 14-13 lead, SDSU had the ball at its own 26-yard line following a Mustang punt with 3:28 left in the game. After a false start penalty pushed the team back to the 21, Aztec running back Atiyah Henderson fumbled on the next play, which Cal Poly's Kenny Chicoine recovered at the 23-yard line.

The visitors ran three plays for just three yards, taking 1:12 off the clock and setting up for a field goal try in the middle of the field. Nick Coromelas, who hit on two of his three attempts earlier in the game, made what would turn out to be the game winner, sending a low-flying kick over the cross bar from 37 yards out and the 16-14 advantage.

The Aztecs, however, were able to take the ensuing kickoff and drive into their opponent's territory to set up a final field goal try of their own. Without any timeouts at his disposal, Kevin Craft completed four passes, including three to junior Chaz Schilens, to get SDSU to the Cal Poly 30-yard line with 37 seconds remaining.

Following a Mustang timeout, Aztec junior kicker Garrett Palmer, the hero of the Air Force win, came on the field to attempt a 48-yard field goal. But Palmer's kick ended up hooking wide left, as Cal Poly hung on to claim the win in the two schools' first meeting since 1967.

San Diego State appeared to be in early control of the game, despite allowing Cal Poly to score first on a 23-yard Coromelas field goal. The Aztecs responded to the deficit with two touchdowns passes from Craft to senior Ramal Porter within a span of 2:22 in the first quarter.

Cal Poly got to within four on a 28-yard touchdown strike from Matt Brennan to Ramses Barden in the second quarter and trailed 14-10 heading into the locker room. Following the two touchdown outburst in the first quarter, the Aztecs were shutout the rest of the way, despite advancing into Mustang territory four times prior to the final drive of the game.

Henderson, whose fumble was the first SDSU turnover since the second quarter of the BYU contest, logged his second consecutive 100-yard rushing game, finishing with 140 yards on a career-best 26 carries.

Aztec linebacker Russell Allen and defensive end Antwan Applewhite both tallied 10 tackles to lead the defense, which held an opponent to under 100 yards passing for the third time this season.

	1	2	3	4	Total
Cal Poly	3	7	0	6	- 16
San Diego State	14	0	0	0	- 14

- CP - Coromelas 23-yd FG - 9 plays, 44 yards, 4:05 (6:55, 1st)
- SD - Porter 25-yd pass from Craft (Palmer kick) - 7 plays, 66 yards, 2:55 (4:00, 1st)
- SD - Porter 34-yd pass from Craft (Palmer kick) - 2 plays, 46 yards, 0:35 (1:38, 1st)
- CP - Barden 28-yd pass from Brennan (Coromelas kick) - 6 plays, 81 yards, 1:55 (0:32, 2nd)
- CP - Coromelas 25-yd FG - 12 plays, 55 yards, 5:09 (12:42, 4th)
- CP - Coromelas 37-yd FG - 4 plays, 3 yards, 1:12 (1:50, 4th)

INDIVIDUAL STATS

Rushing (Atts.-Yards-TDs): SDSU:

Henderson 26-140; Hamilton 4-24; Bornes 1-3; Craft 10(-18). CP: Noble 25-100; Brennan 20-51; Belcher 2-30; Cooper 3-22; Hall 1-1.
Passing (Att.-Comp.-Int., Yards, TDs): SDSU: Craft 15-10-0, 157, 2. CP: Brennan 13-4-0, 80, 1.
Receiving (No.-Yards-TDs): SDSU: Schilens 5-69; Porter 2-59-2; Swain 1-15; Bornes 1-9; Wesley 1-5. CP: Barden 3-80-1; Noble 1-0.

TEAM STATS	CP	SDSU
First Downs	15	15
Rushes-Yards	51-204	41-149
Passing Yards	80	157
C-A-I	4-13-0	10-15-0
Total Offense	284	306
Fumbles-Lost	2-1	4-1
Penalties-Yards	3-25	5-40
Possession Time	31:14	28:46
Turnovers	1	1

GAME 8 Nov. 4 ♦ War Memorial Stadium (14,012)
at Wyoming

LARAMIE, Wyo. - The Wyoming Cowboys scored 24 unanswered points to hand visiting San Diego State a 27-24 loss at War Memorial Stadium.

The Aztecs got on the board early, when quarterback Kevin Craft found wide-out Chaz Schilens on a 60-yard touchdown reception on the game's second play from scrimmage. The two sides traded field goals later in the quarter with Cowboy Jake Scott converting from 32 yards out and Aztec Garrett Palmer hitting a 35-yard field-goal attempt.

San Diego State got its biggest lead of the afternoon at 17-3, when a botched Wyoming punt deep in its own territory led to a fumble, which safety T.J. McKay returned 23 yards for his first career touchdown.

The Cowboys gained the momentum back heading into the locker room, putting together a 14-play, 72-yard drive that resulted in a two-yard Joseph Harris touchdown run with just 33 seconds remaining in the half.

Harris struck again in the third quarter, tying the game with another TD that ended a 14-play, 74-yard Cowboy drive that ate up 7:16 on the clock. The host took its first lead in the fourth quarter when quarterback Karsten Sween found Wade Betschart on a five-yard pass play to put the Cowboys ahead, 24-17.

SDSU's attempt to regain its lead fell short on its next possession, when Craft's pass was tipped and intercepted at the Aztec 33-yard line.

The Cowboys took advantage of the turnover with what would prove to be the game-winner, when Aric Goodman recorded a career-long 52-yard field goal to put his team up, 24-17.

SDSU quarterback Kevin O'Connell, who saw his first action since the season-opener, led the Aztec to a quick score, finding Brett Swain down the right side line for a 66-yard touchdown to close the gap to just three points, 27-24.

Wyoming, however, preserved its come-from-behind victory when it recovered the ensuing on-side kick and then ran out the final 1:42.

Defensively, two Aztecs finished with double-figure tackles, including linebacker Joe Martin (15 tackles) and safety Brett Sturm (13). SDSU punter Michael Hughes logged three punts over 50 yards, including a season-long 64 yarder. His 52.2 yard average on five punts ranks third in Aztec single-game history.

	1	2	3	4	Total
San Diego State	10	7	0	7	- 24
Wyoming	3	7	7	10	- 27

- SD - Schilens 60-yd pass from Craft (Palmer kick) - 2 plays, 62 yards, 1:33 (13:27, 1st)
- UW - Scott 32-yd FG - 8 plays, 37 yards, 1:58 (9:38, 1st)
- SD - Palmer 35-yd FG - 14 plays, 64 yards, 7:09 (2:29, 1st)
- SD - McKay 23-yd fumble recovery (Palmer kick) - (7:27, 2nd)
- UW - Harris 2-yd run (Goodman kick) - 14 plays, 72 yards, 6:54 (0:33, 2nd)
- UW - Harris 1-yd run (Goodman kick) - 14 plays, 74 yards, 7:16 (7:44, 3rd)
- UW - Betschart 5-yd pass from Sween (Goodman kick) - 12 plays, 59 yards, 4:38 (12:30, 4th)
- UW - Goodman 52-yd FG - 6 plays, -1 yard, 3:17 (7:08, 4th)
- SD - Swain 66-yd pass from O'Connell (Palmer kick) - 2 plays, 85 yards, 0:27 (1:42, 4th)

INDIVIDUAL STATS

Rushing (Atts.-Yards-TDs): SDSU:

Henderson 9-30; Hamilton 3-9; Porter 1-7; Bornes 1-4; O'Connell 1(-3); Craft 5(-7). UW: Moore 22-131; Harris 16-84-2; Marsh 3-24; Harrison 3-2; Ford 1-1; Team 2(-3); Vinnege 1(-7); Sween 6(-10).
Passing (Att.-Comp.-Int., Yards, TDs): SDSU: Craft 15-6-1, 98, 1; O'Connell 6-4-0, 94, 1. UW: Sween 25-15-0, 97, 1.
Receiving (No.-Yards-TDs): SDSU: Henderson 3-8; Swain 2-73-1;

TEAM STATS	SDSU	WYO
First Downs	10	23
Rushes-Yards	20-40	54-222
Passing Yards	192	97
C-A-I	10-21-1	15-25-0
Total Offense	232	319
Fumbles-Lost	1-0	1-1
Penalties-Yards	11-98	3-30
Possession Time	22:05	37:55
Turnovers	1	1

2006 San Diego State Football Game Recaps

GAME 9 Nov. 11 ♦ Qualcomm Stadium (21,445)
vs. UNLV

SAN DIEGO - In a game between two squads fighting for their second win of the season, San Diego State, behind a strong defensive effort, defeated the visiting UNLV Rebels, 21-7. The victory avenged the Aztecs' last-second 13-10 loss to the Rebels a year ago in Las Vegas.

The Aztecs jumped to a 7-0 lead in the first quarter when defensive back Ray Bass picked off a Rocky Hinds pass and raced untouched 49 yards for a touchdown 5:15 into the game.

Kevin O'Connell, who replaced Aztec starting quarterback Kevin Craft in the second quarter, scored the game's second TD on a 1-yard keeper on fourth down with 3:45 left in the first half as San Diego State went up 14-0.

The touchdown capped an 80-yard, 15-play drive that featured a booth replay reversal on what was first ruled a fumble by Atiyah Henderson and a pass interference call on UNLV.

The Rebels, meanwhile, drove into SDSU territory on each of their last eight possessions of the game, but came away with only seven points. UNLV place-kicker Sergio Aguyao, whose field goals beat SDSU in 2005, missed five attempts this season. Aguyao missed from 37, 41, 52 and 53 yards and had another kick, a 28-yarder, blocked by SDSU defensive end Antwan Applewhite.

UNLV finally got on the scoreboard on the first play of the fourth quarter when Hinds connected with Aaron Straiten on a 2-yard pass on fourth down.

San Diego State came back and increased its lead to 21-7 when O'Connell, again replacing Craft who started the second half, directed an eight-play, 74-yard drive that was capped by Brandon Bornes' 9-yard touchdown run with 10:56 left in the game.

O'Connell ended the night, completeing all seven attempts of his passes for 68 yards, while Henderson and Bornes each ran for over 60 yards apiece.

Defensively, the Aztecs held UNLV to only 250 yards of total offense, including just 39 yards on the ground. It is the second time this season that an SDSU opponent has failed to reach the century mark in rushing yardage, as UTEP recorded just 30 yards in the opener.

Bass ended the game with the interception and a team-high eight solo tackles, doubling his previous career best. The defense also tallied six tackles for loss and six pass breakups, while linebacker Andrew Schantz recorded the other Aztec interception, the first of his career, on the night.

	1	2	3	4	Total
UNLV	0	0	0	7	- 7
San Diego State	7	7	0	7	- 21

- SD - Bass 49-yd interception run (Palmer kick) (9:15, 1st)
- SD - O'Connell 1-yd run (Palmer kick) - 15 plays, 80 yards, 5:35 (3:45, 2nd)
- LV - Straiten 2-yd pass from Hinds (Aguyao kick) - 10 plays, 63 yards, 5:07 (14:56, 4th)
- SD - Bornes 9-yd run (Palmer kick) - 8 plays, 74 yards, 4:00 (10:56, 4th)

INDIVIDUAL STATS

Rushing (Atts.-Yards-TDs): SDSU: Henderson 22-62; Bornes 12-60-1; O'Connell 6-14-1; Campbell 3-5; LV: Peeples 17-47; Saint Preux 1-4; Smith 2-0; Fletcher 2-(-1); Hinds 4-(-11).

Passing (Att.-Comp.-Int., Yards, TDs): SDSU: O'Connell 7-7-0, 68, 0; Craft 9-14-1, 68, 0; LV: Hines 20-39-2, 211, 1.

Receiving (No.-Yards-TDs): SDSU: Swain 4-48; Porter 3-34; Schilens 3-25; Henderson 3-0; Kawulok 1-15; R. Miller 1-7; Toledo 1-7. LV: Flair 7-76; Wolfe 6-79; Butler 2-35; Saint Preux 2-12; Smith 1-5; Straiten 1-2-1; Peeples 1-2.

TEAM STATS	UNLV	SDSU
First Downs	18	20
Rushes-Yards	26-39	47-141
Passing Yards	211	136
C-A-I	20-39-2	16-21-1
Total Offense	250	277
Fumbles-Lost	0-0	2-1
Penalties-Yards	7-82	3-38
Possession Time	25:34	34:26
Turnovers	2	2
Average Field Pos.	42	28

▶ ALPHABETICAL

No.	Name	Pos.
67	Aken-Moleta, Ikaika	OL
68	Alexander, Jason	OL
46	Allen, Russell	LB
54	Amano, Frederick	DT
85	Amaral, Justin	WR
30	• Andujo, Victor	DB
93	Applewhite, Antwan	DE
26	• Armstrong, Gerard	DB
73	Arosemena, Eder	OL
99	Bailes, Jonathan	DT
3	• Baker, Donny	DB
20	Bass, Ray	DB
11	• Beckman, Brooks	P
37	Bornes, Brandon	RB
40	Boudreaux, Corey	DB
30	• Brown, Davon	RB
64	Callahan, Matthew	OL
23	Campbell, Tyler	RB
61	Carmack, Jimmie	OL
42	• Chohany, Ryan	TE
74	Clarke, Zach	LB
3	• Craft, Kevin	QB
44	Cunningham, Josh	RB
41	DeMartinis, Tony	DL
62	Dombrowski, Brandyn	OL
24	• Dunkle, Freddy	LB
65	• Duran, Josh	DL
29	Edwards, Kwincy	DB
50	• Edwards, Ted	LB
11	• Fantroy, Martrell	DB
65	• Fehoko, Whitley	OL
92	Fifta, Siasoi	DL
80	Ghebreselassie, Alex	WR
26	• Gomez, Alan	P
1	• Gregorio, Andy	DB
31	Grigsby, Reggie	S
22	Hamilton, Lynell	RB
71	Hathaway, Dan	OL
21	Henderson, Atiyah	RB
47	Howard, Kwan	DL
17	• Hughes, Michael	K/P
58	Hull, Marc	LB
97	Ikonne, Eric	LB
50	• Iosefa, Trask	OL
39	James, Scotty	DB
75	Justman, Patrick	OL
88	Kawulok, Matthew	TE
70	Kravetz, Mike	OL
35	Laolagi, Luke	LB
66	Lawson, Ernie	DL
89	Louis, Lance	TE
60	Manuel, Jacob	DL
63	Manuma, Peter	OL
36	Martin, Brett	LB
51	Martin, Joe	LB
9	Maze, Terrell	DB
5	McKay, T.J.	S
98	McMaster, Sean	DL
55	Metroka, Emil	DL
87	Miclot, Eric	TE
95	Miller, Robert	TE
34	Milling, Jerry	LB
10	• Montgomery, Marcus	WR
43	Moore, Aaron	DB
4	Mougey, Darren	QB
96	Nelson, Peter	DL

2006 San Diego State Football Roster

▶ NUMERICAL

No.	Name	Pos.	Ht.	Wt.	Yr.	Exp.	Hometown (High School/College)
1	Andy Gregorio	DB	5-9	200	Fr.	HS	Palos Verdes, Calif. (Palos Verdes High)
1	Chaz Schilens	WR	6-4	220	Jr.	2L	Mesa, Ariz. (Highland High)
2	Ramal Porter	WR	5-10	185	Sr.	3L	Van Nuys, Calif. (Birmingham High)
2	Kelsey Sokoloski	QB	6-2	175	Fr.	HS	Englewood, Colo. (Cherry Creek High)
3	Donny Baker	DB	5-9	165	Sr.	3L	Miami, Fla. (Pace High)
3	Kevin Craft	QB	6-5	200	Fr.	RS	Valley Center, Calif. (Valley Center High)
4	Darren Mougey	QB	6-6	230	So.	1L	Scottsdale, Ariz. (Chaparral High)
5	T.J. McKay	S	6-1	195	So.	1L	Palmdale, Calif. (Palmdale High)
6	Mekell Wesley	WR	5-10	180	Fr.	RS	Chandler, Ariz. (Hamilton High)
7	Kevin O'Connell	QB	6-6	225	Jr.	2L	Carlsbad, Calif. (La Costa Canyon High)
9	Terrell Maze	DB	6-0	175	Sr.	3L	Santa Monica, Calif. (Santa Monica High)
10	Marcus Montgomery	WR	6-2	215	So.	SQ	Oceanside, Calif. (Oceanside High)
10	Josh O'Brien	QB	6-4	200	Fr.	HS	Del Mar, Calif. (Santa Fe Christian High)
11	Brooks Beckman	P	5-11	205	Fr.	HS	San Diego, Calif. (La Jolla High)
11	Martrell Fantroy	DB	6-1	200	Fr.	HS	Las Vegas, Nev. (Bishop Gorman High)
12	Brett Sturm	S	6-2	220	Sr.	3L	Littleton, Colo. (Heritage High)
13	Josh Walker	DB	6-2	190	Fr.	RS	Tampa, Fla. (Jefferson High)
14	Garrett Palmer	K/P	6-3	185	Jr.	2L	Rialto, Calif. (Eisenhower High)
14	Ray Patterson	DB	5-11	185	Fr.	HS	San Diego, Calif. (Crawford High)
15	Jose Perez	WR	6-1	175	Fr.	HS	Oceanside, Calif. (Oceanside High)
16	Brett Swain	WR	6-1	200	Jr.	2L	Carlsbad, Calif. (Carlsbad High)
17	Michael Shields	DB	6-0	180	Fr.	RS	Berkeley, Calif. (Angelo Rodriguez High)
17	Michael Hughes	P/K	6-1	190	Jr.	2L	Moreno Valley, Calif. (Canyon Springs High)
18	Roberto Wallace	WR	6-4	210	Fr.	RS	Oceanside, Calif. (Oceanside High)
19	DeMarco Sampson	WR	6-2	205	So.	1L	Chula Vista, Calif. (Castle Park High)
20	Ray Bass	DB	6-0	195	Jr.	TR	Corona, Calif. (Centennial High/Univ. of Hawai'i)
20	Gabriel Sayers	RB	6-0	220	Jr.	TR	San Diego, Calif. (Hoover High/San Diego Mesa JC)
21	Atiyah Henderson	RB	5-9	185	Fr.	RS	Rockledge, Fla. (Rockledge High)
22	Lynell Hamilton	RB	6-0	225	Jr.	2L	Stockton, Calif. (Edison High)
23	Tyler Campbell	RB	6-0	215	So.	RS	Austin, Texas (Westlake High (Texas)/Pasadena College)
24	Freddy Dunkle	LB	6-1	225	Jr.	2L	Chula Vista, Calif. (Castle Park High)
24	Brandon Sullivan	RB	5-11	210	Fr.	HS	Poway, Calif. (Poway High)
26	Gerard Armstrong	DB	6-0	215	So.	1L	Hawthorne, Calif. (Leuzinger High)
26	Alan Gomez	P	6-3	225	Jr.	SQ	Rancho Cucamonga, Calif. (Ayala High/Mt. SAC College)
27	Steven Robles	K	6-0	165	So.	SQ	Redlands, Calif. (East Valley High)
29	Kwincy Edwards	DB	5-11	165	Fr.	RS	Palmdale, Calif. (Palmdale High)
30	Victor Andujo	DB	5-9	170	Fr.	HS	Chula Vista, Calif. (Eastlake High)
30	Davon Brown	RB	5-9	170	Fr.	HS	Torrance, Calif. (Torrance South High)
31	Reggie Grigsby	S	6-0	205	Sr.	3L	Oceanside, Calif. (El Camino High)
32	Andrew Preston	LB	6-1	215	Fr.	HS	Centennial, Colo. (Arapahoe High)
34	Jerry Milling	LB	5-10	235	Fr.	RS	Palmdale, Calif. (Palmdale High)
35	Luke Laolagi	LB	6-1	230	Fr.	RS	Reseda, Calif. (Birmingham High)
36	Brett Martin	LB	6-0	235	Jr.	2L	Corona, Calif. (Centennial High)
37	Brandon Bornes	RB	6-1	225	Jr.	2L	Vista, Calif. (Rancho Buena Vista High)
38	Josh Ulibarri	FB	6-1	255	So.	SQ	Hemet, Calif. (West Valley High)
38	Marcus Yarbrough	LB	6-2	255	Fr.	HS	San Diego, Calif. (Eastlake High)
39	Scotty James	DB	5-10	175	Jr.	TR	Elsinore, Calif. (Elsinore High/Mt. San Jacinto College)
40	Corey Boudreaux	DB	6-1	210	Jr.	SQ	Orange, Calif. (Mater Dei High)
40	Eric Rouser	TE	6-8	255	So.	1L	Camarillo, Calif. (St. Bonaventure High)
41	Tony DeMartinis	DL	6-5	255	Fr.	RS	Sun Valley, Calif. (Notre Dame High)
42	Ryan Chohany	TE	6-3	225	Fr.	HS	San Diego, Calif. (Rancho Bernardo High)
42	Nick Sandford	DB	6-2	205	Fr.	RS	Orange, Calif. (El Modena High)
43	Aaron Moore	DB	6-0	190	Fr.	RS	Tampa, Fla. (Jefferson High)
44	Josh Cunningham	RB	6-3	230	Fr.	RS	Irvine, Calif. (University High)
45	Andrew Schantz	LB	6-1	235	So.	1L	Santa Clarita, Calif. (Canyon High)
46	Russell Allen	LB	6-3	230	So.	1L	Oceanside, Calif. (Vista High)
47	Kwan Howard	DL	6-0	245	Sr.	3L	Harvey, La. (Lehret High)
48	Trevor Parrington	LB	6-1	240	Sr.	2L	Corona, Calif. (Corona High)
49	Brian Stanbra	DL	6-4	215	Jr.	TR	San Diego, Calif. (Univ. of San Diego High/Grossmont JC)
50	Ted Edwards	LB	6-1	230	Jr.	TR	Kelso, Wash. (Kelso High/Brown University)
50	Trask Iosefa	OL	6-0	295	Fr.	HS	Ewa Beach, Hawaii (Honolulu Punahou High)
51	Joe Martin	LB	6-2	230	Sr.	3L	Palmdale, Calif. (Paraclete High)
52	Tyler Schmitt	LS	6-2	230	Jr.	2L	Peoria, Ariz. (Cactus High)
53	Jeff Sell	TE	6-3	235	Jr.	TR	La Cañada, Calif. (Pasadena City JC)

No.	Name	Pos.	Ht.	Wt.	Yr.	Exp.	Hometown (High School/College)
54	Frederick Amano	DT	6-1	260	Jr.	TR	San Diego, Calif. (Rancho Bernardo High/S.E. Missouri St.)
55	Emil Metroka	DL	6-3	275	Sr.	SQ	San Diego, Calif. (Patrick Henry High/Weber State Univ.)
56	Jonathan Soto	DL	6-3	270	So.	1L	West Covina, Calif. (Bishop Amat High)
58	Marc Hull	LB	6-3	210	Jr.	2L	Carson, Calif. (Harbor City Narbonne High)
59	Nick Smith	OL	6-6	320	Sr.	SQ	Orinda, Calif. (Miramonte High/Diablo Valley College)
60	Jacob Manuel	DL	6-4	260	Fr.	HS	Camarillo, Calif. (Rio Mesa High)
61	Jimmie Carmack	OL	6-4	270	Fr.	HS	Palos Verdes Estates, Calif. (Palos Verdes High)
62	Brandyn Dombrowski	OL	6-6	335	Jr.	2L	Henderson, Nev. (Green Valley High)
63	Peter Manuma	OL	6-4	280	Jr.	TR	Long Beach, Calif. (Long Beach Poly High/Long Beach CC)
64	Matthew Callahan	OL	6-7	295	Jr.	2L	Walnut Creek, Calif. (Ygnacio Valley High)
65	Josh Duran	DL	6-3	225	Sr.	SQ	San Jose, Calif. (Oak Grove High/West Valley College)
65	Whitley Fehoko	OL	6-0	320	Fr.	HS	Honolulu, Hawaii (Farrington High)
66	Ernie Lawson	DL	6-3	250	Fr.	HS	Vallejo, Calif. (St. Patrick-St. Vincent High)
67	Ikaika Aken-Moleta	OL	6-2	330	Fr.	RS	Kapolei, Hawaii (Kapolei High)
68	Jason Alexander	OL	6-7	290	So.	SQ	San Jose, Calif. (Santa Teresa High)
69	Avery Williams	DL	6-3	250	Fr.	RS	Livermore, Calif. (Granada High)
70	Mike Kravetz	OL	6-6	310	Jr.	1L	Las Vegas, Nev. (Durango High)
71	Dan Hathaway	OL	6-7	300	Jr.	TR	San Diego, Calif. (Grossmont High/Grossmont College)
72	Kevin Rosen	OL	6-1	280	Fr.	HS	Oak Park, Calif. (Oak Park High)
73	Eder Arosemena	OL	6-2	290	Sr.	1L	Vista, Calif. (Vista High/Palomar College)
74	Zach Clarke	LB	6-2	230	Jr.	TR	Mission Viejo, Calif. (Mission Viejo/Saddleback College)
75	Patrick Justman	OL	6-6	300	Sr.	2L	Palo Alto, Calif. (Palo Alto High)
76	Will Robinson	OL	6-6	280	Jr.	2L	Pomona, Calif. (Bishop Amat High)
77	Mike Schmidt	OL	6-2	315	So.	SQ	San Diego, Calif. (Madison High)
79	Robert Nelson	OL	6-10	330	Sr.	1L	Gilbert, Ariz. (Skyline High/Scottsdale College)
80	Alex Ghebreselassie	WR	6-3	200	Jr.	TR	Chula Vista, Calif. (Bonita Vista High/UCLA)
81	Steve Schmidt	TE	6-5	250	Sr.	1L	North Vancouver, B.C. (Carson-Graham High/Butte College)
82	Brian Spinks	WR	6-2	210	Sr.	SQ	Stockton, Calif. (Edison High)
83	Jon Toledo	WR	6-3	210	Fr.	RS	Encinitas, Calif. (La Costa Canyon High)
84	Justin Shaw	WR	6-2	205	So.	TR	Palmdale, Calif. (Palmdale High/Northern Arizona)
85	Justin Amaral	WR	5-11	200	Sr.	1L	Pittsburg, Calif. (Pittsburg High/Los Medanos College)
86	Waika Spencer	TE	6-4	255	Fr.	RS	Honolulu, Hawaii (Kamehameha High)
87	Eric Miclot	TE	6-5	240	Jr.	2L	Oceanside, Calif. (Vista High)
88	Matthew Kawulok	TE	6-2	220	Fr.	RS	Boulder, Colo. (Monarch High)
89	Lance Louis	TE	6-3	265	Jr.	2L	New Orleans, La. (Landry High)
90	B.J. Williams	DE	6-3	220	Fr.	HS	Aurora, Colo. (Eaglecrest High)
91	Ornan Nwansi	DL	6-2	310	Jr.	RS	Richmond, Calif. (El Cerrito High/Contra Costa JC)
92	Siaosi Fifita	DL	6-4	260	So.	1L	Van Nuys, Calif. (Birmingham High)
93	Antwan Applewhite	DE	6-4	245	Jr.	2L	Torrance, Calif. (Narbonne High)
94	Nick Osborn	DL	6-5	260	Jr.	2L	Kensington, Calif. (Berkeley St. Mary's High)
95	Robert Miller	TE	6-7	250	Sr.	1L	Anaheim, Calif. (Canyon High)
96	Peter Nelson	DL	6-5	270	Fr.	RS	St. Charles, Ill. (St. Charles North High)
97	Eric Ikonne	LB	6-0	200	Fr.	HS	Dallas, Texas (Newman Smith High)
98	Sean McMaster	DL	6-2	305	Jr.	RS	Walnut Creek, Calif. (Olympic High/Diablo Valley College)
99	Jonathan Bailes	DT	6-1	305	Sr.	3L	Tampa, Fla. (Tampa Jefferson High)

No.	Name	Pos.
79	Nelson, Robert	OL
91	Nwansi, Ornan	DL
10	O'Brien, Josh	QB
7	O'Connell, Kevin	QB
94	Osborn, Nick	DL
14	Palmer, Garrett	K
48	Parrington, Trevor	LB
14	Patterson, Ray	DB
15	Perez, Jose	WR
2	Porter, Ramal	WR
32	Preston, Andrew	LB
76	Robinson, Will	OL
27	Robles, Steven	K
72	Rosen, Kevin	OL
40	Rouser, Eric	TE
19	Sampson, DeMarco	WR
42	Sandford, Nick	DB
20	Sayers, Gabriel	RB
45	Schantz, Andrew	LB
1	Schilens, Chaz	WR
77	Schmidt, Mike	OL
81	Schmidt, Steve	TE
52	Schmitt, Tyler	LS
53	Sell, Jeff	TE
84	Shaw, Justin	WR
17	Shields, Michael	DB
59	Smith, Nick	OL
2	Sokoloski, Kelsey	QB
56	Soto, Jonathan	DL
86	Spencer, Waika	TE
82	Spinks, Brian	WR
49	Stanbra, Brian	DL
12	Sturm, Brett	S
24	Sullivan, Brandon	RB
16	Swain, Brett	WR
83	Toledo, Jon	WR
38	Ulibarri, Josh	FB
13	Walker, Josh	DB
18	Wallace, Roberto	WR
6	Wesley, Mekell	WR
69	Williams, Avery	DL
90	Williams, B.J.	DE
38	Yarbrough, Marcus	LB

♦ - Duplicate Number

► **COACHING STAFF**

Chuck Long (Iowa '85) Head Coach, 1st season; **Bob Elliott** (Iowa '76) Assistant Head Coach/Defensive Coordinator, 1st season; **Del Miller** (Central College '72), Offensive Coordinator/Quarterbacks, 1st season; **Joe Bob Clements** (Kansas State '99) Defensive Line, 1st season; **Jonathan Himebauch** (Southern California '98) Offensive Line, 1st season; **Larry Holton** (Iowa State '70) Running Backs, 1st season; **William Inge** (Iowa '96) Linebackers, 1st season; **Thom Kaumeyer** (Regents '93) Defensive Backs, 5th season; **LeCharls McDaniel** (Cal Poly '81) Wide Receivers, 6th season; **Toby Neinas** (Missouri '95) Tight Ends/Special Teams, 1st season.

► **PRONUNCIATION GUIDE**

Ikaika Aken-Moleta	ee-KYE-kuh A-kin MOW-let-uh
Frederick Amano	uh-mon-O
Justin Amaral	am-ur-ALL
Eder Arosemena	Ed-ur a-roh-suh-mean-uh
Ryan Chohany	CHO-hahn
Tony DeMartinis	dee-mar-TEEN-nez
Brandyn Dombrowski	bran-DIN DOM-brow-ski
Whitley Fehoko	fee-OH-ko
Siaosi Fifita	sea-AH-sea fuh-FEET-uh
Alex Ghebreselassie	jee-burr-SEA-las-ee
Lynell Hamilton	LIE-nell
Atiyah Henderson	uh-TEE-uh
Eric Ikonne	eye-CON-ee

Matthew Kawulok	kuh-WALL-uk
Mike Kravetz	kruh-VETZ
Luke Laolagi	LOW (like now)-long-ee
Peter Manuma	MON-you-muh
Terrell Maze	tuh-RELL
Emil Metroka	eh-mull me-TROH-kuh
Eric Miclot	MICK-low
Darren Mougey	MOO-jee
Ornan Nwansi	OR-nun nuh-WON-zee
Eric Rouser	ROW(rhymes with now)-zur
DeMarco Sampson	duh-mark-O
Chaz Schilens	CHAZ shill-UNS
Kelsey Sokoloski	sock-OH-loss-key

Waika Spencer	VIE-kuh
Josh Ulibarri	Yul-ih-BAR-ee
Mekell Wesley	MUH-kell

STAFF

Jonathan Himebauch	HIME-bach
Thom Kaumeyer	Tom KAW-meyer
Toby Neinas	NIE-nuss

► #46 RUSSELL ALLEN

LB, 6-3, 230, So.-1L,
Oceanside, Calif. (Vista HS)



Had an immediate impact in 2005, seeing extensive playing time at weakside linebacker in his first competitive season ... A physical player with excellent speed ... Freshman honorable mention All-American by *The Sporting News*.

2006: Starter at linebacker in the first seven games with four on the weakside and the last three on the strongside ... Two of his four tackles against UTEP were behind the line of scrimmage ... Team-leading nine tackles at Wisconsin ... Six stops versus Utah and seven at SJSU ... Career best 14 tackles in the win over Air Force ... Second straight game with 10 or more stops, logging 10 tackles vs. Cal Poly, including one for a loss ... First PBU of the season against Wyoming ... Seven tackles, including one for a loss of two yards versus UNLV ... Three career contest with double-figure tackles.

ALLEN'S CAREER STATS

Career Statistics	G	UA-AT-TT	TFL-Yds.	Sacks	Int.	PBU	FF	FR
2005	12	32-29-61	1.0-3	0-0	2-0	3	0	0
2006	9	36-32-68	5.0-10	0-0	0-0	1	0	0
Totals	21	68-61-129	6.0-13	0-0	2-0	4	0	0

Career Highs: Tackles: 14 vs. Air Force (10/21/06); TFL: 2 vs. UTEP (8/31/06); INTs: 1 at UNLV (10/8/05), at CSU (11/12/05); PBU: 1, four times.

ALLEN CAREER GAME-BY-GAME

	G	UA-AT-TT	TFL-Yds.	Sacks	Int.	PBU	FF	FR
UCLA (9/3/05)	1	1-2-3	0-0	0-0	0	0	0	0
at Air Force (9/10/05)*	1	1-3-4	0-0	0-0	0	0	0	0
at Ohio St. (9/17/05)	1	3-1-4	0-0	0-0	0	0	0	0
San Jose St. (9/24/05)	1	2-0-2	0-0	0-0	0	1	0	0
BYU (10/1/05)	1	6-4-10	0-0	0-0	0	0	0	0
at UNLV (10/8/05)*	1	2-2-4	0-0	0-0	1-0	0	0	0
at Utah (10/15/05)*	1	0-2-2	0-0	0-0	0	1	0	0
UNM (10/22/05)*	1	5-3-8	0-0	0-0	0	0	0	0
TCU (10/29/05)*	1	2-2-4	0-0	0-0	0	1	0	0
at CSU (11/12/05)*	1	4-4-8	0-0	0-0	1-0	0	0	0
WYO (11/19/05)*	1	4-4-8	0-0	0-0	0	0	0	0
at Hawai'i (12/3/05)	1	2-2-4	1-3	0-0	0	0	0	0
UTEP (8/31/06)*	1	4-0-4	2-0-2	0-0	0	0	0	0
at Wisconsin (9/16/06)*	1	3-6-9	0-0	0-0	0	0	0	0
UTAH (9/23/06)*	1	3-3-6	0-0	0-0	0	0	0	0
at SJSU (9/30/06)*	1	2-5-7	1.0-3	0-0	0	0	0	0
at BYU (10/7/06)*	1	1-4-5	0-0	0-0	0	0	0	0
AFA (10/21/06)*	1	6-8-14	0-0	0-0	0	0	0	0
CAL POLY (10/28/06)*	1	10-0-10	1.0-3	0-0	0	0	0	0
at Wyoming (11/4/06)*	1	2-4-6	0-0	0-0	0	1	0	0
UNLV (11/11/06)*	1	5-2-7	1.0-2	0-0	0	0	0	0

* = Game started

2006 Highs: Tackles: 14 vs. Air Force (10/21/06); TFL: 2 vs. UTEP (8/31/06); PB: 1 at Wyoming (11/4/06).

► #54 FREDERICK AMANO

DT, 6-1, 260, Jr.-TR,



San Diego, Calif. (Southeast Missouri State)

Returned to his hometown last fall after playing two seasons at NCAA I-AA Southeast Missouri State (Cape Girardeau, Mo.) ... Did not play a year ago due to NCAA transfer rules ... Had a strong spring, finishing atop the team's depth chart at defensive tackle ... Listed as one of the back-ups at defensive tackle behind Ornan Nwansi.

2006: Limited by a knee injury during fall camp ... Has missed five games due to injury ... First career action at Wisconsin, tallying three tackles ... Two stops versus both Utah and SJSU ... Was in on one tackle at BYU.

AMANO'S CAREER STATS

Career Statistics	G	UA-AT-TT	TFL-Yds.	Sacks	Int.	PBU	FF	FR
-------------------	---	----------	----------	-------	------	-----	----	----

2006 4 4-4-8 0.0-0 0-0 0 0 0 0

Career/2006 Highs: Tackles: 3 at Wisconsin (9/16/06).

► #93 ANTWAN APPLEWHITE

DE, 6-4, 245, Jr.-2L,
Torrance, Calif. (Narbonne HS)

Returning sack leader who also recovered three fumbles and was second on the squad in tackles for loss in '05 ... MWC honorable mention pick as a sophomore, after a solid freshman campaign ... Named to the 2006 Bronko Nagurski Trophy (top defensive player) and Ted Hendricks Award (top defensive end) Watch Lists.



2006: Starter at defensive end in the first eight games ... Did not record any tackles vs. UTEP, but had three at Wisconsin ... Four tackles, including one for a loss of two yards, against Utah ... Season-high five stops at SJSU and against Air Force ... Career best 10 solo tackles with his first sack of the year versus Cal Poly ... Five tackles and a half sack at Wyo ... Recorded a sack for a loss of 16 yards and logged his second career blocked kick, batting down a field-goal attempt against UNLV.

APPLEWHITE'S CAREER STATS

Career Statistics	G	UA-AT-TT	TFL-Yds.	Sacks	Int.	PBU	FF	FR
2004	10	9-8-17	5.0-21	4.5-21	1-75	0	0	1-36
2005	12	35-21-56	8.5-42	5.5-28	0	2	1	3-0
2006	9	21-17-38	4.5-28	2.5-25	0-0	0	0	0
Totals	31	65-46-111	16.0-91	12.5-74	1-75	2	1	4-36

Career Highs: Tackles: 10 vs. Cal Poly (10/28/06); TFL: 2 vs. Cal Poly (10/28/06), vs. Colorado State (10/16/04); Sacks: 1.5, two times; Int: 1 at Michigan (9/18/04); PBU: 2 vs. Wyoming (11/19/05); FF: 1 at Air Force (9/10/05); FR: 1, four times.

APPLEWHITE CAREER GAME-BY-GAME

	G	UA-AT-TT	TFL-Yds.	Sacks	Int.	PBU	FF	FR
Idaho St. (9/4/04)	1	0-1-1	0-0	0-0	0	0	0	0
at Michigan (9/18/04)	1	1-0-1	1.0-1	1.0-1	1-75	1	0	0
Nevada (9/25/04)	1	0-2-2	0-0	0-0	0	0	0	0
at UCLA (10/2/04)	1	0-0-0	0-0	0-0	0	0	0	0
at WYO (10/9/04)*	1	1-3-4	0-0	0-0	0	0	0	0
CSU (10/16/04)	1	1-2-3	2.0-12	1.5-12	0	0	0	0
at UNM (10/23/04)	1	0-0-0	0-0	0-0	0	0	0	0
Utah (10/30/04)*	1	3-0-3	1.0-7	1.0-7	0	0	0	0
at BYU (11/6/04)	1	1-0-1	1.0-1	1.0-1	0	0	0	0
at Air Force (11/13/04)				DNP				
UNLV (11/20/04)	1	2-0-2	0-0	0-0	0	0	0	1-36
UCLA (9/3/05)*	1	3-4-7	1.5-8	1.5-8	0	0	0	0
at Air Force (9/10/05)*	1	6-3-9	1.0-3	1.0-3	0	0	1	1
at Ohio St. (9/17/05)*	1	2-2-4	1.0-7	0-0	0	0	0	0
San Jose St. (9/24/05)*	1	5-0-5	0-0	0-0	0	0	0	0
BYU (10/1/05)*	1	2-0-2	0-0	0-0	0	0	0	0
at UNLV (10/8/05)*	1	3-2-5	1.0-4	0-0	0	0	0	0
at Utah (10/15/05)*	1	4-4-8	1.0-4	1.0-4	0	0	0	0
UNM (10/22/05)*	1	3-0-3	0-0	0-0	0	0	0	1
TCU (10/29/05)*	1	3-1-4	1.0-3	0-0	0	0	0	1
at CSU (11/12/05)*	1	2-2-4	1.0-4	1.0-4	0	0	0	0
WYO (11/19/05)*	1	1-0-1	0-0	0-0	0	2	0	0
at Hawai'i (12/3/05)*	1	1-3-4	1.0-9	1.0-9	0	0	0	0
UTEP (8/31/06)*	1	0-0-0	0-0	0-0	0	0	0	0
at Wisconsin (9/16/06)*	1	1-2-3	0-0	0-0	0	0	0	0
UTAH (9/23/06)*	1	1-3-4	1.0-2	0-0	0	0	0	0
at SJSU (9/30/06)*	1	1-4-5	0-0	0-0	0	0	0	0
at BYU (10/7/06)*	1	2-2-4	0-0	0-0	0	0	0	0
AFA (10/21/06)*	1	3-2-5	0-0	0-0	0	0	0	0
CAL POLY (10/28/06)*	1	10-0-10	2.0-7	1.0-6	0	0	0	0
at Wyoming (11/4/06)*	1	1-4-5	0.5-3	0.5-3	0	0	0	0
UNLV (11/11/06)*	1	2-0-2	1.0-16	1.0-16	0	0	0	0

* = Game started

2006 Highs: Tackles: 10 vs. Cal Poly (10/28/06); TFL: 2.0 vs. Cal Poly (10/28/06); Sacks: 1.0 vs. Cal Poly (10/28/06).

► **#73 EDER AROSEMENA**

C, 6-2, 290, Sr.-1L,
Vista, Calif. (Palomar JC)

A walk-on on the offensive line who became a valuable reserve in 2004 ... Sat out the 2005 campaign, utilizing his redshirt season.



2006: Back-up at center ... Did not play in the first nine games.

► **#99 JONATHAN BAILES**

NT, 6-1, 305, Sr.-3L,
Tampa, Fla. (Jefferson HS)

A staple on the SDSU defensive line ... Played in 43 career games, starting 36, the most of any Aztec on this year's roster ... Three-year starter ... His ability to occupy offensive linemen has been a big reason for the success of the Aztec linebacker corps in 2003-06 ... Logged a tackle in 23 straight contests.



2006: Started against UTEP, logging three tackles ... Six tackles, a sack and a force fumble against the Badgers ... Forced a fumble in each of the team's last two contests with a Big Ten school ... Four stops versus Utah ... Forced his second fumble of the year and tallied his 100th career tackle at San Jose State ... Second sack of the year and matched a career high with seven tackles in the win over Air Force ... Three stops versus Cal Poly and UNLV.

BAILES' CAREER STATS

Career Statistics	G	UA-AT-TT	TFL-Yds.	Sacks	Int.	PBU	FF	FR
2003	12	14-6-20	3.0-6	0-0	0	0	0	0
2004	11	16-9-25	6.0-19	1.0-9	0	0	1	0
2005	11	12-26-38	4.5-10	1.5-5	0	0	1	1
2006	9	14-19-33	4.5-17	2.0-14	0	0	2	0
Totals	43	56-60-116	18.0-52	4.5-28	0	0	4	1

Career Highs: Tackles: 7 vs. AFA (10/21/06), at UNLV (10/8/05); TFL: 2 at Wisconsin (9/16/06), vs. Colorado State (10/16/04); Sacks: 1.0, four times; FF: 1 at SJSU (9/30/06), Wisconsin (9/16/06), at Ohio St. (9/17/05), vs. Colorado State (10/16/04); FR: 1 at Hawai'i (12/3/05).

BAILES CAREER GAME-BY-GAME

	G	UA-AT-TT	TFL-Yds.	Sacks	Int.	PBU	FF	FR
E. Wash. (9/30/03)	1	0-0-0	0-0	0-0	0	0	0	0
at Ohio St. (9/6/03)*	1	2-1-3	1.0-3	0-0	0	0	0	0
at UTEP (9/13/03)*	1	1-0-1	0-0	0-0	0	0	0	0
Samford (9/20/03)*	1	3-2-5	1.0-1	0-0	0	0	0	0
at UCLA (9/27/03)*	1	2-0-2	0-0	0-0	0	0	0	0
BYU (10/4/03)*	1	0-0-0	0-0	0-0	0	0	0	0
at Utah (10/11/03)*	1	0-0-0	0-0	0-0	0	0	0	0
UNM (10/18/03)*	1	3-1-4	0-0	0-0	0	0	0	0
WYO (10/25/03)*	1	0-1-1	0-0	0-0	0	0	0	0
at UNLV (11/8/03)	1	0-1-1	0-0	0-0	0	0	0	0
at CSU (11/15/03)*	1	2-0-2	0-0	0-0	0	0	0	0
Air Force (11/22/03)	1	1-0-1	1.0-2	0-0	0	0	0	0
Idaho St. (9/4/04)*	1	1-0-1	0-0	0-0	0	0	0	0
at Michigan (9/18/04)*	1	1-1-2	0-0	0-0	0	0	0	0
Nevada (9/25/04)*	1	0-0-0	0-0	0-0	0	0	0	0
at UCLA (10/2/04)*	1	2-1-3	1.0-3	0-0	0	0	0	0
at WYO (10/9/04)	1	4-2-6	1.5-3	0-0	0	0	0	0
CSU (10/16/04)*	1	3-1-4	2.0-10	1.0-9	0	0	1	0
at UNM (10/23/04)*	1	3-1-4	1.0-2	0-0	0	0	0	0
Utah (10/30/04)	1	0-0-0	0-0	0-0	0	0	0	0
at BYU (11/6/04)*	1	1-0-1	0-0	0-0	0	0	0	0
at Air Force (11/13/04)*	1	0-3-3	0.5-1	0-0	0	0	0	0
UNLV (11/20/04)*	1	1-0-1	0-0	0-0	0	0	0	0
UCLA (9/3/05)*	1	2-3-5	0.5-0	0.5-0	0	0	0	0

at Air Force (9/10/05)*	1	1-4-5	0-0	0-0	0	0	0	0
at Ohio St. (9/17/05)*	1	1-1-2	0-0	0-0	0	0	1	0
San Jose St. (9/24/05)*	1	0-2-2	0.5-0	0-0	0	0	0	0
BYU (10/1/05)	1	2-0-2	1-5	1-5	0	0	0	0
at UNLV (10/8/05)*	1	2-5-7	1.5-3	0-0	0	0	0	0
at Utah (10/15/05)*	1	0-6-6	0-0	0-0	0	0	0	0
UNM (10/22/05)*	1	2-0-2	1.0-2	0-0	0	0	0	0
TCU (10/29/05)			DNP-INJ					
at CSU (11/12/05)*	1	0-4-4	0-0	0-0	0	0	0	0
WYO (11/19/05)*	1	2-0-2	0-0	0-0	0	0	0	0
at Hawaii (12/3/05)	1	0-1-1	0-0	0-0	0	0	0	1
UTEP (8/31/06)*	1	1-2-3	0.5-1	0-0	0	0	0	0
at Wisconsin (8/31/06)*	1	3-3-6	2.0-9	1.0-8	0	0	1	0
UTAH (9/23/06)*	1	2-2-4	0-0	0-0	0	0	0	0
at SJSU (9/30/06)*	1	1-3-4	1.0-1	0-0	0	0	1	0
at BYU (10/3/06)*	1	0-1-1	0-0	0-0	0	0	0	0
AFA (10/21/06)*	1	4-3-7	1.0-6	1.0-6	0	0	0	0
CAL POLY (10/28/06)*	1	4-3-7	1.0-6	1.0-6	0	0	0	0
at WYO (11/4/06)*	1	0-2-2	0-0	0-0	0	0	0	0
UNLV (11/11/06)*	1	1-2-3	0-0	0-0	0	0	0	0

* = Game started

2006 Highs: Tackles: 7 vs. AFA (10/21/06); TFL: 2.0 at Wisconsin (9/16/06); Sacks: 1.0, vs. AFA (10/21/06), at Wisconsin (9/16/06); FF: 1 at SJSU (9/30/06), Wisconsin (9/16/06)

► **#3 DONNY BAKER**

DB, 5-9, 165, Sr.-3L,
Miami, Fla. (Pace HS)

One of the Aztecs' two returning starters at cornerback, along with classmate Terrell Maze ... Major defensive contributor each of the last two seasons ... An active, speedy defensive back who finds the ball ... Fourth in SDSU history in career passes broken up with 30 ... All 30 PBUs have come in the last three seasons.



2006: Had two interceptions, two PBUs and a tackle for a loss of seven yards against UTEP ... First Aztec since 2004 to have two INTs in a single game ... Six stops, including five solos, and one PBU at Wisconsin ... Season-high seven tackles all solo efforts versus Utah ... Did not play at BYU ... Three stops against Air Force and four versus Cal Poly ... Has returned a punt in two outings ... Limited by an ankle injury the last two games.

BAKER'S CAREER STATS

Career Statistics	G	UA-AT-TT	TFL-Yds.	Sacks	Int.	PBU	FF	FR
2003	7	1-0-1	0.0-0	0.0-0	0	0	0	0
2004	10	16-5-21	0.0-0	0.0-0	2-27	13	0	0
2005	12	42-18-60	2.0-3	0.0-0	1-(-3)	12	0	1
2006	8	20-2-22	1.0-7	0.0-0	2-0	5	0	0
Totals	37	79-25-104	3.0-10	0.0-0	5-24	30	0	1

Career Highs: Tackles: 12 at Ohio St. (9/17/05); TFL: 1, three times; INT: 2 vs. UTEP (8/31/06); PBU: 4 at Wyoming (10/9/04); FR: 1 at Ohio St. (9/17/05).

BAKER CAREER GAME-BY-GAME

	G	UA-AT-TT	TFL-Yds.	Sacks	Int.	PBU	FF	FR
E. Wash. (9/30/03)	1	0-0-0	0-0	0-0	0	0	0	0
at Ohio St. (9/6/03)			DNP					
at UTEP (9/13/03)	1	1-0-1	0-0	0-0	0	0	0	0
Samford (9/20/03)	1	0-0-0	0-0	0-0	0	0	0	0
at UCLA (9/27/03)			DNP					
BYU (10/4/03)	1	0-0-0	0-0	0-0	0	0	0	0
at Utah (10/11/03)			DNP					
UNM (10/18/03)	1	0-0-0	0-0	0-0	0	0	0	0
WYO (10/25/03)			DNP					
at UNLV (11/8/03)	1	0-0-0	0-0	0-0	0	0	0	0
at CSU (11/15/03)	1	0-0-0	0-0	0-0	0	0	0	0
Air Force (11/22/03)			DNP					
Idaho St. (9/4/04)	1	2-2-4	0-0	0-0	1-15	2	0	0
at Michigan (9/18/04)			DNP					

WYO (10/25/03)				DNP					
at UNLV (11/8/03)	1	0-0-0	0-0	0-0	0	0	0	0	0
at CSU (11/15/03)	1	0-0-0	0-0	0-0	0	0	0	0	0
Air Force (11/22/03)				DNP					
Idaho St. (9/4/04)	1	2-2-4	0-0	0-0	1-15	2	0	0	0
at Michigan (9/18/04)				DNP					
Nevada (9/25/04)	1	0-0-0	0-0	0-0	0	1	0	0	0
at UCLA (10/2/04)	1	3-0-3	0-0	0-0	0	1	0	0	0
at WYO (10/9/04)	1	1-1-2	0-0	0-0	0	4	0	0	0
CSU (10/16/04)	1	1-0-1	0-0	0-0	0	0	0	0	0
at UNM (10/23/04)	1	2-0-2	0-0	0-0	0	1	0	0	0
Utah (10/30/04)*	1	0-0-0	0-0	0-0	0	2	0	0	0
at BYU (11/6/04)	1	6-0-6	0-0	0-0	0	0	0	0	0
at Air Force (11/13/04)	1	1-1-2	0-0	0-0	0	1	0	0	0
UNLV (11/20/04)	1	0-1-1	0-0	0-0	1-12	1	0	0	0
UCLA (9/3/05)*	1	3-1-4	0-0	0-0	0	0	0	0	0
at Air Force (9/10/05)*	1	5-0-5	0-0	0-0	0	0	0	0	0
at Ohio St. (9/17/05)*	1	9-3-12	0-0	0-0	1-(-3)	1	0	1	1
San Jose St. (9/24/05)*	1	0-2-2	0-0	0-0	0	3	0	0	0
BYU (10/1/05)*	1	3-0-3	1.0-1	0-0	0	2	0	0	0
at UNLV (10/8/05)*	1	1-1-2	0-0	0-0	0	1	0	0	0
at Utah (10/15/05)*	1	3-3-6	0-0	0-0	0	0	0	0	0
UNM (10/22/05)*	1	3-2-5	0-0	0-0	0	1	0	0	0
TCU (10/29/05)*	1	4-0-4	0-0	0-0	0	0	0	0	0
at CSU (11/12/05)*	1	5-1-6	1-2	0-0	0	1	0	0	0
WYO (11/19/05)*	1	4-4-8	0-0	0-0	0	1	0	0	0
at Hawai'i (12/3/05)*	1	2-1-3	0-0	0-0	0	2	0	0	0
UTEP (8/31/06)*	1	1-0-1	1.0-7	0-0	2-0	2	0	0	0
at Wisconsin (9/16/06)*	1	5-1-6	0-0	0-0	0	1	0	0	0
UTAH (9/23/06)*	1	7-0-7	0-0	0-0	0	0	0	0	0
at SJSU (9/30/06)*	1	1-0-1	0-0	0-0	0	1	0	0	0
at BYU (10/7/06)				DNP-CD					
AFA (10/21/06)*	1	2-1-3	0-0	0-0	0	0	0	0	0
CAL POLY (10/28/06)*	1	4-0-4	0-0	0-0	0	1	0	0	0
at WYO (10/28/06)*	1	4-2-6	1.0-0	0-0	0	0	0	0	0
UNLV (10/28/06)*	1	4-0-4	0-0	0-0	0	1	0	0	0

* = Game started

2006 Highs: Tackles: 7 vs. Utah (9/23/06); TFL: 1, vs. UTEP (8/31/06); INT: 2 vs. UTEP (8/31/06); PBU: 2 vs. UTEP (8/31/06).

► **#20 RAY BASS**

S, 6-0, 195, Jr.-TR



Corona, Calif. (Hawai'i)

Came to San Diego State in the fall of 2005, sitting out due to NCAA transfer rules ... One of two possible starters at leftside safety ... Speedy defender and solid all-around athlete.

2006: Logged first career interception in his first game as an Aztec versus UTEP ... Also added a pair of solo tackles as a back-up safety ... Had three solo tackles, a tackle for loss and a pass break up in the endzone against Utah ... First career start at San Jose State ... Season-best four stops at BYU and also forced his first career fumble in the endzone ... Another strong game versus Air Force, logging four tackles, including one for loss, and tallying a pair of PBU ... MWC Defensive Player of the Week, after recording a career high eight solo tackles and returning an interception 49 yards for a touchdown against UNLV ... Made his first start at leftside safety against the Rebels.

BASS' CAREER STATS


Career Statistics	G	UA-AT-TT	TFL-Yds.	Sacks	Int.	PBU	FF	FR
2006	8	20-1-21	3.0-5	0-0	2-49	4	1	0

Career/2006 Highs: Tackles: 4 vs. AFA (10/21/06), at BYU (10/7/06); TFL: 1, three times; INT: 1 vs. UNLV (11/11/06), UTEP (8/31/06); PBU: 2 vs. AFA (10/21/06); FF: 1 at BYU (10/7/06).

► **#37 BRANDON BORNES**

RB, 6-1, 225, Jr.-2L,

Vista, Calif. (Rancho Buena Vista HS)



A major contributor in his first two years of competition ... Took over starting running-back duties down the stretch in 2004, and also spent his freshman season returning kickoffs ... A physical runner who is rarely brought down by one defender ... Starter at halfback ... Reached the 1,000 career mark in rushing yards at BYU.

2006: Had one carry against UTEP and at Wisconsin ... First start of the season versus Utah, logging four carries for 10 yards ... Had eight carries for 35 yards with a long of 13 at San Jose State ... Season-high 31 yards on nine carries, while adding two receptions and a touchdown at BYU ... Season-long 14-yard run versus Air Force ... One catch and one carry versus Cal Poly ... Season-high 16 carries for 60 yards and a 9-yard touchdown run in the win over UNLV.

BORNES' CAREER STATS

Career Statistics	Rushing					Receiving			
	G	Att.	Yds.	TD	Avg.	No.	Yds.	TD	Avg.
2004	11	133	578	6	4.3	3	27	0	9.0
2005	12	92	369	2	4.0	12	72	0	6.0
2006	8	41	153	2	3.7	3	27	0	9.0
Totals	31	266	1,100	10	4.1	18	126	0	7.0

Career Highs: Carries: 28 at Air Force (11/13/04); Rushing Yards: 112 vs. Utah (10/30/04); Rushing TDs: 2 at Air Force (11/13/04); Long Rush: 41 vs. Utah (10/30/04); Receptions: 3 vs. UCLA (9/3/05), at UNLV (10/8/05); Receiving Yards: 31 vs. UCLA (9/3/05); Long Reception: 15 vs. UCLA (9/3/05).

BORNES CAREER GAME-BY-GAME

	Rushing					Receiving		
	Att.	Yds.	TD	Avg.	No.	Yds.	TD	Avg.
Idaho State (9/4/04)	8	46	1	5.8	0	0	0	0.0
at Michigan (9/18/04)	2	2	0	1.0	0	0	0	0.0
Nevada (9/25/04)	9	59	1	6.6	0	0	0	0.0
at UCLA (10/2/04)*	9	62	1	6.9	0	0	0	0.0
at Wyoming (10/9/04)	4	9	0	2.3	0	0	0	0.0
Colorado State (10/16/04)	5	27	0	5.4	0	0	0	0.0
at New Mexico (10/23/04)	11	22	0	2.0	0	0	0	0.0
Utah (10/30/04)	17	112	0	6.6	1	2	0	2.0
at BYU (11/6/04)	19	60	1	3.2	1	12	0	12.0
at Air Force (11/13/04)*	28	103	2	3.7	0	0	0	0.0
UNLV (11/20/04)*	21	76	0	3.6	1	13	0	13.0
UCLA (9/3/05)	4	21	0	5.3	3	31	0	10.3
at Air Force (9/10/05)	2	19	0	9.5	1	9	0	9.0
at Ohio St. (9/17/05)	3	6	0	2.0	0	0	0	0.0
San Jose St. (9/24/05)	8	29	0	3.6	1	5	0	5.0
BYU (10/1/05)	18	77	1	4.3	1	7	0	7.0
at UNLV (10/8/05)*	11	33	0	3.0	3	3	0	1.0
at Utah (10/15/05)*	25	78	0	3.1	1	9	0	9.0
UNM (10/22/05)*	2	32	0	16.0	1	2	0	2.0
TCU (10/29/05)*	4	14	0	3.5	0	0	0	0.0
at CSU (11/12/05)	6	23	0	3.8	0	0	0	0.0
WYO (11/19/05)*	4	25	1	6.2	1	6	0	6.0
at Hawai'i (12/3/05)	5	12	0	2.4	0	0	0	0.0
UTEP (8/31/06)	1	-3	0	0.0	0	0	0	0.0
at Wisconsin (9/16/06)	1	3	0	3.0	0	0	0	0.0
UTAH (9/23/06)*	4	10	0	2.5	0	0	0	0.0
at SJSU (9/30/06)	8	35	0	4.4	0	0	0	0.0
at BYU (10/7/06)*	9	31	1	3.4	2	18	0	9.0
AFA (10/21/06)	1	14	0	14.0	0	0	0	0.0
CAL POLY (10/28/06)*	1	3	0	3.0	1	9	0	9.0
at WYO (11/4/06)*	1	4	0	4.0	0	0	0	0.0
UNLV (11/11/06)*	16	60	1	3.8	0	0	0	0.0

* = Game started

2006 Highs: Carries: 16 vs. UNLV (11/11/06); Rushing Yards: 60 vs UNLV (11/11/06); Rec.: 2 at BYU (10/6/06); Receiving Yards: 18 at BYU (10/6/06).

► **#3 KEVIN CRAFT**

QB, 6-5, 200, Fr.-RS,
Valley Center, Calif. (Valley Center HS)

One of two starters for the TCU game ... A dual-threat quarterback, who will compete for playing time ... Joined the team in January 2005 after signing in February of 2004 .



2006: Did not play against UTEP or Wisconsin ... Made his Aztec debut in the fourth quarter against Utah ... Came off the bench in the third quarter at San Jose State, running for 10 yards on two carries and completing three of his seven pass attempts ... Logged his first career start at BYU, completing 20 of his 32 passes for 216 yards, including a long of 41 ... Second straight start versus Air Force, throwing for 133 yards and connecting on his first career TD pass, a 49-yarder to Chaz Schilens ... Was 12-for-19 (63 percent) against the Falcons ... Threw for a career best two touchdowns versus Cal Poly, completing 10 of his 15 passes ... Starter at Wyoming, tossing a 60-yard TD to Chaz Schilens ... Started against UNLV.

CRAFT'S CAREER PASSING STATS

Career Statistics	G	Att.	Com.	INT	Yds.	TDs	Eff.	Tot. Off.
2006	7	103	60	5	679	4	116.73	660

CRAFT CAREER GAME-BY-GAME

	Passing					Rushing		
	Att.	Com.	INT	Yds.	TDs	Att.	Yds.	TDs
UTEP (8/31/06)	DNP - CD							
at Wisconsin (9/16/06)	DNP - CD							
Utah (9/23/06)	1	0	1	0	0	1	1	0
at SJSU (9/30/06)	7	3	1	7	0	2	10	0
at BYU (10/7/06)*	32	20	1	216	0	5	2	0
AFA (10/21/06)*	19	12	0	133	1	3	-7	0
CAL POLY (10/28/06)*	15	10	0	157	2	10	-18	0
at WYO (11/4/06)*	15	6	1	98	1	5	-7	0
UNLV (11/11/06)*	14	9	1	68	0	0	0	0

* = Game started

Career/2006 Highs: Attempts: 32 at BYU (10/7/06); Completions: 20 at BYU (10/7/06); Passing Yards: 216 at BYU (10/7/06); Passing TDs: 2 vs. Cal Poly (10/28/06); Carries: 10 vs. Cal Poly (10/28/06); Rushing Yards: 10 at SJSU (9/30/06)

► **#41 TONY DEMARTINIS**

DL, 6-5, 255, Fr.-RS,
Sun Valley, Calif. (Notre Dame HS)



Second on the depth chart at defensive end ... Has seen plenty of playing time on a defensive line which returns three of four starters.

2006: First career games against UTEP, Wisconsin, Utah and San Jose State ... First career tackle was behind the line of scrimmage at BYU ... Two stops versus Air Force.

DEMARTINIS' CAREER STATS

Career Statistics	G	UA-AT-TT	TFL-Yds.	Sacks	Int.
2006	7	1-2-3	1.0-1	0-0	0

0 0

► **#62 BRANDYN DOMBROWSKI**

OL, 6-6, 335, Jr.-2L,
Henderson, Nev. (Green Valley HS)


Two-year returning starter ... Played and started every contest at right guard a year ago after an injury-plagued red-shirt freshman season ... Starter at left guard in the team's first two games of 2006, but shifted over to right guard the last seven ... Started 26 games, including each of the last 25.

2006: Started two games at left guard and seven games at right guard in 2006.



► **#29 KWINGY EDWARDS**

DB, 5-11, 165, Fr.-RS,
Palmdale, Calif. (Palmdale HS)



Appeared on the depth chart at cornerback as a true freshman, but was able to preserve his redshirt year ... The backup at one cornerback spot behind returning starter Terrell Maze.

2006: Has yet to play this season.

► **#65 WHITLEY FEHOKO**

OL, 6-0, 320, Fr.-HS,

Honolulu, Hawaii (Farrington HS)



Only true freshman on the two-deep ... One of the team's strongest players, who was an all-state and Nike All-American as a prep ... Listed as one of the starters at left guard entering the TCU contest.

2006: Did not play against UTEP, Wisconsin or Utah ... Made his Aztec debut in the second half against San Jose State ... Started his first career contests versus BYU, Air Force, Cal Poly, Wyoming and UNLV at left guard.

► **#92 SIAOSI FIFITA**

DE, 6-4, 260, So.-1L,
Van Nuys, Calif. (Birmingham HS)



In the mix for even more playing time on the defensive line after appearing in every contest a year ago ... Figures to become a prominent player as his career unfolds ... Backup at one defensive end spot behind starter Nick Osborn.

2006: Did not play in the opener ... First action of 2006 at Wisconsin, tallying a tackle assist ... One stop at BYU ... Also played against Utah, San Jose State, Air Force and Cal Poly and Wyoming but did not have a tackle ... One assist-stop versus UNLV.

FIFITA'S CAREER STATS


Career Statistics	G	UA-AT-TT	TFL-Yds.	Sacks	Int.	PBU	FF	FR
2005	12	3-7-10	0-0	0-0	0-0	0	0	0
2006	8	0-3-3	0-0	0-0	0-0	0	0	0
Totals	20	3-10-13	0-0	0-0	0-0	0	0	0

Career Highs: Tackles: 3 at Hawai'i (12/3/05).

► **#31 REGGIE GRIGSBY**

S, 6-0, 205, Sr.-3L,

Oceanside, Calif. (El Camino HS)



Aztecs' top returning tackler who is slated to start at safety for the second year in a row ... Has continued SDSU's tradition of producing top-notch safeties ... Was an important member of the rotation in the secondary his first two campaigns ... An athletic, physical player, who boasts a strong work ethic ... Missed the first two weeks of fall camp with a broken bone in his leg.

2006: Did not play in the opener with UTEP ... In the starting line-up at Wisconsin, tallying four solo tackles ... Four stops versus Utah ... Season-high six tackles and forced a fumble that led to a TD at San Jose State ... Did not play against BYU (injury) ... Returned to action in the win over Air Force, tallying five tackles in a starting role ... Recovered his third career fumble vs. Cal Poly ... Five stops at Wyoming ... Six tackles and a pair of PBU in the win over UNLV.

GRIGSBY'S CAREER STATS

Career Statistics	G	UA-AT-TT	TFL-Yds.	Sacks	Int.	PBU	FF	FR
2003	12	10-11-21	0-0	0-0	0	0	0	2
2004	9	3-2-5	0-0	0-0	1-22	2	0	0
2005	12	57-33-90	1.0-2	0-0	1-21	3	1	0

2005	12	57-33-90	1.0-2	0-0	1-21	3	1	0
2006	7	22-11-33	0-0	0-0	0-0	3	1	1
Totals	40	92-57-149	1.0-2	0-0	2-43	8	2	3

Career Highs: Tackles: 12 at Air Force (9/10/05); TFL: 1 vs. UCLA (9/3/05); Int.: 1, twice; FF: 1 at San Jose State (9/30/06), Utah (10/15/05); FR: 1 vs. Cal Poly (10/28/06), New Mexico (10/18/03), at Texas-El Paso (9/13/03); PBU: 2 vs. UNLV (11/11/06), BYU (10/1/05).

GRIGSBY CAREER GAME-BY-GAME

	G	UA-AT-TT	TFL-Yds.	Sacks	Int.	PBU	FF	FR
E. Wash. (9/30/03)	1	2-1-3	0-0	0-0	0	0	0	0
at Ohio St. (9/6/03)	1	0-1-1	0-0	0-0	0	0	0	0
at UTEP (9/13/03)	1	1-1-2	0-0	0-0	0	0	0	1-0
Samford (9/20/03)	1	0-0-0	0-0	0-0	0	0	0	0
at UCLA (9/27/03)	1	1-0-1	0-0	0-0	0	0	0	0
BYU (10/4/03)	1	1-2-3	0-0	0-0	0	0	0	0
at Utah (10/11/03)	1	0-2-2	0-0	0-0	0	0	0	0
UNM (10/18/03)	1	4-1-5	0-0	0-0	0	0	0	1-0
WYO (10/25/03)	1	1-1-2	0-0	0-0	0	0	0	0
at UNLV (11/8/03)	1	0-1-1	0-0	0-0	0	0	0	0
at CSU (11/15/03)	1	0-1-1	0-0	0-0	0	0	0	0
Air Force (11/22/03)	1	0-0-0	0-0	0-0	0	0	0	0
Idaho St. (9/4/04)	1	1-1-2	0-0	0-0	0	1	0	0
at Michigan (9/18/04)	1	0-0-0	0-0	0-0	0	0	0	0
Nevada (9/25/04)	1	2-0-2	0-0	0-0	0	0	0	0
at UCLA (10/2/04)	1	0-0-0	0-0	0-0	0	0	0	0
at WYO (10/9/04)	1	0-0-0	0-0	0-0	0	0	0	0
CSU (10/16/04)	1	0-0-0	0-0	0-0	1-22	1	0	0
at UNM (10/23/04)	1	0-0-0	0-0	0-0	0	0	0	0
Utah (10/30/04)			DNP					
at BYU (11/6/04)	1	0-1-1	0-0	0-0	0	0	0	0
at Air Force (11/13/04)			DNP					
UNLV (11/20/04)	1	0-0-0	0-0	0-0	0	0	0	0
UCLA (9/3/05)*	1	4-2-6	1.0-2	0-0	0	0	0	0
at Air Force (9/10/05)*	1	8-4-12	0-0	0-0	0	1	0	0
at Ohio St. (9/17/05)*	1	4-5-9	0-0	0-0	0	0	0	0
San Jose St. (9/24/05)*	1	2-2-4	0-0	0-0	0	0	0	0
BYU (10/1/05)*	1	5-1-6	0-0	0-0	0	2	0	0
at UNLV (10/8/05)*	1	5-4-9	0-0	0-0	0	0	0	0
at Utah (10/15/05)*	1	8-3-11	0-0	0-0	1-21	0	1	0
UNM (10/22/05)*	1	8-3-11	0-0	0-0	0	0	0	0
TCU (10/29/05)*	1	6-1-7	0-0	0-0	0	0	0	0
at CSU (11/12/05)*	1	1-3-4	0-0	0-0	0	0	0	0
WYO (11/19/05)*	1	4-3-7	0-0	0-0	0	0	0	0
at Hawai'i (12/3/05)*	1	2-2-4	0-0	0-0	0	0	0	0
UTEP (8/31/06)			DNP-INJ					
at Wisconsin (9/16/06)*	1	4-0-4	0-0	0-0	0	0	0	0
UTAH (9/23/06)*	1	4-0-4	0-0	0-0	0	0	0	0
at SJSU (9/23/06)	1	3-3-6	0-0	0-0	0	1	1	0
at BYU (10/7/06)			DNP-INJ					
AFA (10/21/06)*	1	2-3-5	0-0	0-0	0	0	0	0
CAL POLY (10/28/06)*	1	3-0-3	0-0	0-0	0	0	0	1
at WYO (11/4/06)*	1	2-3-5	0-0	0-0	0	0	0	0
UNLV (11/11/06)*	1	4-2-6	0-0	0-0	0	2	0	0

* = Game started

2006 Highs: Tackles: 6 vs UNLV (11/11/06), at SJSU (9/30/06); PBU: 2 vs. UNLV (11/11/06); FF: 1 at SJSU (9/30/06); FR: 1 vs. Cal Poly (10/28/06).



► **#22 LYNELL HAMILTON**

RB, 6-0, 225, Jr.-2L, Stockton, Calif. (Edison HS)

SDSU's top rusher each of his two competitive campaigns on Montezuma Mesa ... 2006 Maxwell Award watch list (collegiate player of the year) ... 2,051 career rushing yards is 10th in SDSU history, while his 478 carries are sixth ... Is the 10th Aztec to run for 2,000 yards ... Has recorded eight career 100-yard rushing games and four with at least 150 yards ... Three-time Doak Walker Award nominee (top col-

legiate running back) ... Spent the 2004 season on the redshirt list as he continued to recover from the broken ankle that ended his rookie season ... Arrived on Montezuma Mesa in 2003 as one of the most decorated recruits in nearly two decades and lived up to the hype by producing the best rookie season by an Aztec since Marshall Faulk ... A first-team freshman All-American by *Rivals.com* and *The Sporting News* ... Mountain West Conference freshman of the year and just the second player in league history named first-team all-conference as a freshman ... The only offensive player in the country to make first-team all-league as a frosh in 2003.

2006: Career high six receptions against both UTEP (4-64 yards) and Wisconsin (4-26 yards) ... Career-best 36-yard reception versus UTEP ... 20 carries against the Miners and 11 versus the Badgers ... Ran for 53 yards on 16 carries versus Utah and also added three receptions for 12 yards ... Missed the three games due to a torn meniscus in his left knee suffered in the Utah game ... Dressed by did not play against Air Force ... Returned from injury against Cal Poly, logging four carries for 24 yards, and Wyoming, when he carried three times for nine yards ... Missed the UNLV game due to injury.

HAMILTON'S CAREER STATS

Career Statistics	Rushing					Receiving			
	G	Att.	Yds.	TD	Avg.	No.	Yds.	TD	Avg.
2003	10	234	1087	4	4.6	13	100	1	7.7
2004	DNP - Redshirt								
2005	11	190	819	9	4.3	26	144	0	5.5
2006	5	54	145	1	2.7	15	102	0	6.8
Totals	26	478	2,051	14	4.3	54	346	1	6.4

Career Highs: Carries: 40 vs. Wyoming (10/25/03); Rushing Yards: 220 vs. Samford (9/20/03); Rushing TDs: 2, three times; Longest Rush: 53 vs. BYU (10/1/05); Receptions: 6 vs. UTEP (8/31/06), at Wisconsin (9/16/06); Receiving Yards: 64 vs. UTEP (8/31/06); Long Reception: 36 vs. UTEP (8/31/06).

HAMILTON CAREER GAME-BY-GAME

	Rushing				Receiving			
	Att.	Yds.	TD	Avg.	No.	Yds.	TD	Avg.
Eastern Wash. (9/30/03)	23	113	2	4.9	0	0	0	0.0
at Ohio State (9/6/03)*	17	69	0	4.1	1	8	0	8.0
at Texas-El Paso (9/13/03)*	22	107	0	4.9	2	26	0	13.0
Samford (9/20/03)*	31	220	1	7.1	2	19	1	9.5
at UCLA (9/27/03)*	20	87	0	4.4	4	12	0	3.0
BYU (10/4/03)*	22	74	0	3.4	1	27	0	27.0
at Utah (10/11/03)*	17	49	0	2.9	1	-4	0	-4.0
New Mexico (10/18/03)*	18	56	1	3.1	1	4	0	4.0
Wyoming (10/25/03)	40	218	0	5.5	0	0	0	0.0
at UNLV (11/8/03)*	24	94	0	3.9	1	8	0	8.0
at Colorado State (11/15/03)				DNP-INJ				
Air Force (11/22/03)				DNP-INJ				
UCLA (9/3/05)*	24	82	2	3.4	5	35	0	7.0
at Air Force (9/10/05)*	15	65	1	4.3	2	19	0	9.5
at Ohio St. (9/17/05)*	7	10	0	1.4	3	11	0	3.8
San Jose State (9/24/05)*	19	72	1	3.8	4	25	0	6.3
BYU (10/1/05)	30	161	2	5.4	1	-6	0	-6.0
at UNLV (10/8/05)	5	14	0	2.8	1	8	0	8.0
at Utah (10/15/05)				DNP-INJ				
UNM (10/22/05)*	9	28	0	3.1	1	7	0	7.0
TCU (10/29/05)	7	15	0	2.5	1	3	0	3.0
at CSU (11/12/05)*	21	108	1	5.1	2	12	0	6.0
WYO (11/19/05)*	27	154	1	5.7	4	16	0	4.0
at Hawai'i (12/3/05)*	26	110	1	4.2	2	14	0	7.0
UTEP (8/31/06)*	20	40	1	2.0	6	64	0	10.7
at Wisconsin (9/16/06)*	11	19	0	1.7	6	26	0	4.3
UTAH (9/23/06)*	16	53	0	3.3	3	12	0	4.0
at SJSU (9/30/06)				DNP-INJ				
at BYU (10/7/06)				DNP-INJ				
AFA (10/21/06)				DNP-INJ				
CAL POLY (10/28/06)	4	24	0	6.0	0	0	0	0.0
at WYO (11/4/06)	3	9	0	3.0	0	0	0	0.0
UNLV (11/11/06)				DNP-INJ				

* = Game started

2006 Highs: Carries: 20 vs. UTEP (8/31/06); Rushing Yards: 53 vs. Utah (9/23/06);

Rushing TDs: 1 vs. UTEP (8/31/06); Longest Rush: 12 vs. UTEP (8/31/06); Receptions: 6 vs. UTEP (8/31/06), vs. Wisconsin (9/16/06); Receiving Yards: 64 vs. UTEP (8/31/06); Long Reception: 36 vs. UTEP (8/31/06).

► #21 ATIYAH HENDERSON

RB, 5-9, 185, Fr.-RS, Rockledge, Fla. (Rockledge HS)

Had an outstanding spring season after redshirting during the fall ... First on the depth chart at tailback ... A speedster with great one-on-one moves ... Also could play a part in the return game ... Leads the MWC in rushing yards per game in league only (85.0/g) outings and is second in overall contests (73.7/g).



2006: Made Aztec debut versus UTEP... One carry for no yards against the Miners .. Played at Wisconsin ... Outstanding performance against Utah, carrying 12 times for 98 yards, including a long of 40 ... First career start at San Jose State, recording 98 yards rushing for the second straight game on a then team season-high 24 carries ... Caught his first career pass for six yards against the Spartans ... Carried 21 times for 93 yards and caught two

passes for 10 yards at BYU ... Career night in the win over Air Force, rushing for a career-best 142 yards on a 25 carries ... Averaged 5.7 yards per carry with a long of 26 ... Set up SDSU's winning field goal with a 19-yard run on third and eight ... 60 yards rushing in the fourth quarter versus the Falcons ... Fifth straight game with 90 or more yards on the ground, logging a career-best 26 carries for 140 yards against Cal Poly ... Nine carries for 30 yards and a career-high three receptions at Wyoming ... Had 22 carries and three catches in the game with UNLV.

HENDERSON'S CAREER STATS

Career Statistics	Rushing					Receiving			
	G	Att.	Yds.	TD	Avg.	No.	Yds.	TD	Avg.
2006	9	140	663	0	4.7	11	26	0	2.4

Career/2006 Highs: Carries: 26 vs. Cal Poly (10/28/06); Rushing Yards: 142 vs. AFA (10/21/06); Long Rush: 40 vs. Utah (9/23/06); Receptions: 3 vs. UNLV (11/11/06), at Wyo. (11/4/06); Receiving Yards: 10 at BYU (10/7/06); Long Rec.: 7 at Wyo. (11/4/06).

HENDERSON CAREER GAME-BY-GAME

	Rushing				Receiving			
	Att.	Yds.	TD	Avg.	No.	Yds.	TD	Avg.
UTEP (8/31/06)	1	0	0	0.0	0	0	0	0.0
at Wisconsin (9/16/06)	0	0	0	0.0	0	0	0	0.0
UTAH (9/23/06)	12	98	0	2.5	0	0	0	0.0
at SJSU (9/30/06)*	24	98	0	4.1	1	6	0	6.0
at BYU (10/7/06)*	21	93	0	4.4	2	10	0	5.0
AFA (10/21/06)*	25	142	0	5.7	2	2	0	1.0
CAL POLY (10/28/06)*	26	140	0	5.4	0	0	0	0.0
at WYO (11/4/06)*	9	30	0	3.3	3	8	0	2.7
UNLV (11/11/06)*	22	62	0	2.8	3	0	0	0.0

* = Game started

► #17 MICHAEL HUGHES

P/K, 6-1, 190, Jr.-2L, Moreno Valley, Calif. (Canyon Springs HS)

A tremendous punter who also serves as the backup place-kicker ... Had a breakout season as a sophomore, ranking in the top 10 nationally and finishing with the school's third-best season punting average (44.8) ... Second team all-conference, *College Football News* honorable mention All-American ... Also handled the majority of the kickoff duties in 2005 ... Missed first week of fall camp due to an injury to his kicking foot ... 2006 Ray Guy Award Watch List ... Third in school history in career punts (153) and yardage (6,373).



2006: Two punts against UTEP ... Career-high 12 punts at Wisconsin for 478 yards, including a long of 52 yards ... 12 punts matched a school single-game record ... Season-best 53-yarder against Utah, averaging 40.8 yards on four punts ... Matched

his season best with a 53-yard punt at BYU, averaging 41.6 yards on five kicks ... Season high average of 45.7 on three punts versus Air Force, including another 53-yarder ... Career game at Wyoming, averaging 52.2 yards on five kicks, dropping on inside the 20 and booting another 64 yards ... 52.2 game average is third in SDSU history ... Just one kick vs. UNLV, leaving the game in the first quarter with a shoulder injury.

HUGHES' CAREER STATS

Career Statistics	G	No.	Yds.	Avg.	Long	TB	FC	I20	Blk.
2004	11	44	1,670	38.0	58	2	1	12	0
2005	12	67	3,003	44.8	78	10	3	19	0
2006	9	42	1,700	40.5	64	6	6	6	0
Totals	32	153	6,373	41.7	78	18	10	37	0

Career Highs: Punts: 12 at Wisconsin (9/16/06); Yards: 483 at Ohio St. (9/17/05); Avg.: 52.2 (5-for-261) at Wyoming (11/4/06).

2006 Highs: Punts: 12 at Wisconsin (9/16/06); Yards: 478 at Wisconsin (9/16/06); Avg.: 52.2 (5-for-261) at Wyoming (11/4/06); Long: 64 at Wyoming (11/4/06).

► #39 SCOTTY JAMES

DB, 5-10, 175, Jr.-TR, Elsinore, Calif. (Mt. San Jacinto JC)

A transfer, who originally attended SDSU out of high school, but later transferred to Mt. San Jacinto in 2004 to play basketball ... Played with the Eagles' football team in 2005 ... The backups at one cornerback spot behind returning starter Donny Baker.



2006: Played in four games ... First action in an Aztec uniform at Wisconsin ... A reserve on special teams at BYU and versus Air Force and Cal Poly.

► #75 PATRICK JUSTMAN

OL, 6-6, 300, Sr.-2L, Palo Alto, Calif. (Palo Alto HS)

Has played the most career games of any returning Aztec offensive lineman ... Appeared in 32 career contests, making 20 starts ... Starter at center.



2006: Made his first nine career starts at center ... Semifinalist for the National Football Foundation's Draddy Trophy, which honors academic success, football performance and community leadership ... All-district academic and is up for Academic All-America honors.

► #88 MATTHEW KAWULOK

TE, 6-2, 220, Fr.-RS, Boulder, Colo. (Monarch HS)

Redshirted as a true freshman ... Missed spring drills with a torn pectoral muscle ... Returned in time for the fall and is currently the starter at tight end.



2006: Six starts ... Logged his first career reception - a 23-yarder - in his first career game against UTEP ... First career starts against Wisconsin, SJSU, Utah, BYU and Cal Poly ... One catch for four yards at SJSU ... Career-long 24-yard reception in the win over Air Force ... Returned a kickoff 15 yards at Wyoming ... One catch for 15 yards versus UNLV.

KAWULOK'S CAREER STATS

Career Statistics	Receiving		
	G	No.	Yds.
TD			
2006	9	4	65

Career/2006 Highs: Rec.: 1 vs. UNLV (11/11/06), AFA (10/21/06), at SJSU (9/30/06), vs. UTEP (8/31/06); Rec. Yards: 24 vs. AFA (10/21/06).

► #70 MIKE KRAVETZ

OL, 6-6, 310, Jr.-1L, Las Vegas, Nev. (Durango HS)

Was the opening-game starter at right tackle in 2005, before suffering an ankle

► **#70 MIKE KRAVETZ**




OL, 6-6, 310, Jr.-1L,
Las Vegas, Nev. (Durango HS)

Was the opening-game starter at right tackle in 2005, before suffering an ankle injury, which limited him to just two contests ... Returned to action during spring practices and is the starter at right tackle.

2006: Started on the offensive line in the first nine games at right tackle.

► **#35 LUKE LAOLAGI**



LB, 6-1, 230, Fr.-RS,
Reseda, Calif. (Birmingham HS)

Coming off an outstanding spring campaign after redshirting as a true freshman ... A talented, hard-hitting player, who is poised to see plenty of playing time in the Aztecs' talented linebacking corps this season ... Second on the depth chart at middle linebacker behind senior Joe Martin.

2006: Appeared in his first career contest versus UTEP, but did not record a stat ... First career tackles against Wisconsin and San Jose St. ... Career best three stops at BYU ... Three solo tackles, with one for a loss of two yards, against Cal Poly ... Made a solo stop against UNLV.

LAOLAGI'S CAREER STATS

Career Statistics	G	UA-AT-TT	TFL-Yds.	Sacks	Int.	PBU	FF	FR
2006	9	7-3-10	1.0-2	0-0	0-0	0	0	0

► **#36 BRETT MARTIN**



LB, 6-0, 235, Jr.-2L,
Corona, Calif. (Centennial HS)

A talented member of San Diego State's linebacking corps ... An intense competitor and energetic, speedy backer whose role will continue to grow ... Starter at weakside linebacker entering the UNLV contest.

2006: Played against UTEP, but did not tally a tackle ... First tackle of the season at Wisconsin ... Season-high three stops versus Utah ... One tackle at San Jose State ... First start of 2006 at BYU, making one solo tackle ... Second straight starting assignment versus Air Force, logging a career-best seven stops ... Starter against Cal Poly and Wyoming, making a combined five tackles ... Two stops and a pass breakup in the win over UNLV.

MARTIN'S CAREER STATS

Career Statistics	G	UA-AT-TT	TFL-Yds.	Sacks	Int.	PBU	FF	FR
2004	7	8-1-9	0-0	0-0	0	0	0	0
2005	9	12-18-30	2.5-4	0-0	1-23	2	1	0
2006	9	11-9-20	0-0	0-0	0-0	1	0	0
Totals	25	31-28-59	2.5-4	0-0	1-23	3	1	0

Career Highs: Tackles: 7 vs. AFA (10/21/06); TFL: 1.0 vs. UNM (10/22/05), at UNLV (10/8/05); INT: 1, vs. TCU (10/29/05); PBU: 2, at Ohio St. (9/17/05); FF: 1 at Air Force (9/10/05).

► **#63 PETER MANUMA**

OL, 6-4, 280, Jr.-TR,
Long Beach, Calif. (Long Beach CC)

Played offensive line for the Mission Conference American Division Champions at Long Beach CC ... Attended Long Beach Poly High School ... Came to SDSU mid-way through fall camp ... Is the backup at right tackle.

2006: Has yet to see playing time at SDSU.

► **#51 JOE MARTIN**

LB, 6-2, 230, Sr.-3L,



Palmdale, Calif. (Paraclete HS)

Played all three linebacker positions in 2005, but moves into the middle for his senior campaign ... Vocal leader who had an outstanding conference season a year ago, ranking in the top six in the MWC in tackles ... Originally a walk-on at SDSU ... One of four team season captains.

2006: Tied for team lead with six tackles, including one for a loss, against UTEP ... Eight stops with one for loss, forced his first career fumble and also logged a pass breakup at Wisconsin ... Five tackles and one PBU against Utah ... First Aztec to log double-figures in tackles in 2006, finishing with 11 at San Jose State ... Eight stops at BYU ... MWC Defensive Player of the Week following the win over Air Force after recording a career-high 16 tackles, including a sack for a loss of nine yards ... Made four stops versus Cal Poly ... Had 15 tackles at Wyoming, including a sack for five yards ... Seven stops, with a pair of tackles for loss, in the win over UNLV ... Currently tied for third in the MWC in tackles per game (8.9), which is 30th nationally.

MARTIN'S CAREER STATS

Career Statistics	G	UA-AT-TT	TFL-Yds.	Sacks	Int.	PBU	FF	FR
2003	12	6-2-8	0	0-0	0-0	0	0	0
2004	9	9-7-16	0	0-0	0-0	0	0	0
2005	11	39-42-81	4.0-10	1.5-7	1-86	2	0	0
2006	9	41-39-80	6.0-23	2.0-14	0-0	2	1	0
Totals	41	95-90-185	10.0-33	3.5-21	1-86	4	1	0

Career Highs: Tackles: 16 vs. AFA (10/21/06); TFL: 2, vs. UNLV (11/11/06), TCU (10/29/05); Sacks: 1, three times; INT: 1 at UNLV (10/5/04); PBU: 1 four times; FF: 1 at Wisconsin (9/16/06).

MARTIN CAREER GAME-BY-GAME

	G	UA-AT-TT	TFL-Yds.	Sacks	Int.	PBU	FF	FR
E. Wash. (9/30/03)	1	0-0-0	0-0	0-0	0	0	0	0
at Ohio St. (9/6/03)	1	0-0-0	0-0	0-0	0	0	0	0
at UTEP (9/13/03)	1	0-0-0	0-0	0-0	0	0	0	0
Samford (9/20/03)	1	0-1-1	0-0	0-0	0	0	0	0
at UCLA (9/27/03)	1	0-1-1	0-0	0-0	0	0	0	0
BYU (10/4/03)	1	0-0-0	0-0	0-0	0	0	0	0
at Utah (10/11/03)	1	1-0-1	0-0	0-0	0	0	0	0
UNM (10/18/03)	1	0-0-0	0-0	0-0	0	0	0	0
WYO (10/25/03)	1	0-0-0	0-0	0-0	0	0	0	0
at UNLV (11/8/03)	1	0-0-0	0-0	0-0	0	0	0	0
at CSU (11/15/03)	1	1-0-1	0-0	0-0	0	0	0	0
Air Force (11/22/03)	1	4-0-4	0-0	0-0	0	0	0	0
Idaho St. (9/4/04)	1	2-2-4	0-0	0-0	0	0	0	0
at Michigan (9/18/04)	1	0-0-0	0-0	0-0	0	0	0	0
Nevada (9/25/04)	1	1-1-2	0-0	0-0	0	0	0	0
at UCLA (10/2/04)	1	1-0-1	0-0	0-0	0	0	0	0
at WYO (10/9/04)	1	0-0-0	0-0	0-0	0	0	0	0
CSU (10/16/04)	1	0-0-0	0-0	0-0	0	0	0	0
at UNM (10/23/04)*	1	2-2-4	0-0	0-0	0	0	0	0
Utah (10/30/04)			DNP					
at BYU (11/6/04)			DNP					
at Air Force (11/13/04)	1	1-1-2	0-0	0-0	0	0	0	0
UNLV (11/20/04)*	1	2-1-3	0-0	0-0	0	0	0	0
UCLA (9/3/05)*	1	1-4-5	0.5-0	0-0	0	0	0	0
at Air Force (9/10/05)*	1	2-4-6	0-0	0-0	0	0	0	0
at Ohio St. (9/17/05)*	1	0-2-2	0-0	0-0	0	0	0	0
San Jose St. (9/24/05)			DNP-INJ					
BYU (10/1/05)*	1	3-3-6	0-0	0-0	0	1	0	0
at UNLV (10/8/05)	1	3-5-8	0.5-4	0.5-4	1-86	0	0	0
at Utah (10/15/05)*	1	2-10-12	0-0	0-0	0	0	0	0
UNM (10/22/05)*	1	6-1-7	0-0	0-0	0	0	0	0
TCU (10/29/05)*	1	6-1-7	2.0-4	1-3	0-0	1	0	0
at CSU (11/12/05)*	1	7-5-12	1.0-2	0-0	0-0	0	0	0
WYO (11/19/05)*	1	6-6-12	0-0	0-0	0-0	0	0	0
at Hawai'i (12/3/05)*	1	3-1-4	0-0	0-0	0-0	0	0	0
UTEP (8/31/06)*	1	3-3-6	1.0-2	0-0	0-0	0	0	0

at Wisconsin (9/16/06)*	1	5-3-8	1-0-1	0-0	0-0	1	1	0
UTAH (9/23/06)*	1	3-2-5	0-0	0-0	0-0	1	0	0
at SJSU (9/30/06)*	1	4-7-11	0-0	0-0	0-0	0	0	0
at BYU (10/7/06)*	1	4-4-8	0-0	0-0	0-0	0	0	0
AFA (10/21/06)*	1	5-11-16	1.0-9	1.0-9	0-0	0	0	0
CAL POLY (10/28/06)*	1	3-1-4	0-0	0-0	0-0	0	0	0
at WYO (11/4/06)*	1	10-5-15	1.0-5	1.0-5	0-0	0	0	0
UNLV (11/11/06)*	1	4-3-7	2.0-6	0-0	0-0	0	0	0

* = Game started

2006 Highs: Tackles: 16 vs. AFA (10/21/06); TFL: 2, vs. UNLV (11/11/06); PBU: 1 vs. Utah, at Wisconsin (9/16/06); FF: 1 at Wisconsin (9/16/06).

► **#9 TERRELL MAZE**

DB, 6-0, 175, Sr.-3L, Santa Monica, Calif. (Santa Monica HS)

One of the Aztecs' two returning starters at cornerback along with Donny Baker ...

Standout first season as a starter a year ago, earning honorable mention all-conference honors and ranking second in the league in passes defended ... Tied for second on the squad in interceptions a year ago with the first three of his career.



2006: Had three solo tackles and forced a fumble against UTEP ... Six stops at Wisconsin ... First interception of the season against Utah, adding three tackles and a PBU ... Five stops, including one for a loss of five yards, and a fumble recovery at San Jose State ... Four tackles against BYU ... Did not start, but still had eight tackles in the win over Air Force ... Career best two TFL for a loss of five yards against Cal Poly ... Three PBU and made a season-high nine stops at Wyoming.

MAZE'S CAREER STATS

Career Statistics	G	UA-AT-TT	TFL-Yds.	Sacks	Int.	PBU	FF	FR
2003	9	4-1-5	0	0	0	0	0	0
2004	9	14-2-16	0	0	0	1	0	0
2005	12	48-10-58	3.0-15	0.5-5	3-30	12	2	0
2006	9	31-12-43	3.0-10	0-0	1-0	5	1	1
TOTALS	39	97-25-122	6.0-25	0.5-5	4-30	18	3	1

Career Highs: Tackles: 10 vs. Wyoming (11/19/05); TFL: 2.0 vs. Cal Poly (10/28/06); Sacks: 0.5 at UNLV (10/8/05); INT: 1, four times; PBU: 4, vs. Wyoming (11/19/05); FF: 1 at UNLV (10/8/05), Hawai'i (12/3/05), UTEP (8/31/06); FR: 1 at SJSU (9/30/06).

MAZE CAREER GAME-BY-GAME

	G	UA-AT-TT	TFL-Yds.	Sacks	Int.	PBU	FF	FR
E. Wash. (9/30/03)	1	1-0-1	0-0	0-0	0	0	0	0
at Ohio St. (9/6/03)	1	0-0-0	0-0	0-0	0	0	0	0
at UTEP (9/13/03)	1	2-1-3	0-0	0-0	0	0	0	0
Samford (9/20/03)	1	0-0-0	0-0	0-0	0	0	0	0
at UCLA (9/27/03)	1	0-0-0	0-0	0-0	0	0	0	0
BYU (10/4/03)			DNP					
at Utah (10/11/03)			DNP					
UNM (10/18/03)	1	0-0-0	0-0	0-0	0	0	0	0
WYO (10/25/03)	1	1-0-1	0-0	0-0	0	0	0	0
at UNLV (11/8/03)	1	0-0-0	0-0	0-0	0	0	0	0
at CSU (11/15/03)								
Air Force (11/22/03)	1	0-0-0	0-0	0-0	0	0	0	0
Idaho St. (9/4/04)	1	2-0-2	0-0	0-0	0	1	0	0
at Michigan (9/18/04)	1	1-0-1	0-0	0-0	0	0	0	0
Nevada (9/25/04)	1	3-1-4	0-0	0-0	0	0	0	0
at UCLA (10/2/04)	1	1-0-1	0-0	0-0	0	0	0	0
at WYO (10/9/04)	1	1-1-2	0-0	0-0	0	0	0	0
CSU (10/16/04)	1	2-0-2	0-0	0-0	0	0	0	0
at UNM (10/23/04)	1	0-0-0	0-0	0-0	0	0	0	0
Utah (10/30/04)	1	3-0-3	0-0	0-0	0	0	0	0
at BYU (11/6/04)			DNP					
at Air Force (11/13/04)			DNP					
UNLV (11/20/04)	1	1-0-1	0-0	0-0	0	0	0	0

UCLA (9/3/05)*	1	4-1-5	0	0	0	3	0	0
at Air Force (9/10/05)	1	2-1-3	0	0	0	0	0	0
at Ohio St. (9/17/05)*	1	8-0-8	0	0	0	0	0	0
San Jose St. (9/24/05)*	1	2-0-2	0	0	0	0	0	0
BYU (10/1/05)*	1	3-1-4	0	0	1-1	0	0	0
at UNLV (10/8/05)*	1	3-2-5	1.0-11	0.5-5	0	0	1	0
at Utah (10/15/05)*	1	7-1-8	0	0	0	1	0	0
UNM (10/22/05)*	1	2-0-2	0	0	0	1	0	0
TCU (10/29/05)*	1	3-1-4	1.0-3	0	0	2	0	0
CSU (11/12/05)*	1	5-0-5	0-0	0	1-0	0	0	0
WYO (11/19/05)*	1	7-3-10	1.0-1	0	1-29	4	0	0
at Hawai'i (12/3/05)*	1	3-0-3	0-0	0	0-0	1	1	0
UTEP (8/31/06)*	1	3-0-3	0-0	0	0-0	0	1	0
at Wisconsin (9/16/06)*	1	3-3-6	0-0	0	0-0	0	0	0
UTAH (9/23/06)*	1	3-0-3	0-0	0	1-0	1	0	0
at SJSU (9/30/06)*	1	4-0-4	1.0-5	0	0	0	0	1
at BYU (10/7/06)*	1	3-1-4	0-0	0	0	0	0	0
AFA (10/21/06)	1	6-2-8	0-0	0	0	0	0	0
CAL POLY (10/28/06)*	1	3-1-4	2.0-5	0	0	0	0	0
at WYO (11/4/06)*	1	6-3-9	0.0	0	0	3	0	0
UNLV (11/11/06)*	1	0-2-2	0.0	0	0	1	0	0

* = Game started

2006 Highs: Tackles: 9 at WYO (11/4/06); TFL: 2.0 vs. Cal Poly (10/28/06); INT: 1 vs. Utah (9/23/06); PBU: 3 at WYO (11/4/06); FF: 1 vs. UTEP (8/31/06); FR: 1 at SJSU (9/30/06).

► **#5 T.J. MCKAY**

S, 6-1, 195, So.-1L, Palmdale, Calif. (Palmdale HS)

Saw significant field time in his first competitive campaign as the backup at free safety in 2005 ... Sat out spring drills after having shoulder surgery ... Listed as a possible starter at rightside safety.



2006: Made his third career start against UTEP ... Tied a career best with five tackles and intercepted a pass and returned it 10 yards in the fourth quarter ... Had one solo stop at Wisconsin ... Played but did not record a stat versus Utah or San Jose State ... Recovered a fumble in the endzone at BYU ... Scored his first career touchdown after recovering a fumble at Wyoming, returning it 23 yards ... Two tackles and a pass breakup in the win over UNLV.

MCKAY'S CAREER STATS

Career Statistics	G	UA-AT-TT	TFL-Yds.	Sacks	Int.	PBU	FF	FR
2005	12	12-7-19	1.0-3	0-0	1-17	1	1	0
2006	8	8-1-9	0-0	0-0	1-10	1	0	2
Totals	20	20-8-28	1.0-3	0-0	2-27	2	1	2

Career Highs: Tackles: 5 at Utah (10/15/05), vs. UTEP (8/31/06); TFL: 1.0 at Colorado State (11/12/05); INT: 1, vs. New Mexico (10/22/05), vs. UTEP (8/31/06); PBU: 2, vs. San Jose St. (9/24/05); FF: 1 at Hawai'i (12/3/05); FR: 1 at WYO (11/4/06), at BYU (10/7/06).

2006 Highs: Tackles: 5 vs. UTEP (8/31/06); INT: 1, vs. UTEP (8/31/06); PBU: 1, vs. UNLV (11/11/06); FR: 1 at WYO (11/4/06), at BYU (10/7/06).

► **#55 EMIL METROKA**

DT, 6-3, 275, Sr.-SQ, San Diego, Calif. (Weber State)

A San Diego native who prepped at nearby Patrick Henry High School ... Spent two seasons at Weber State before enrolling at San Diego State in August of 2004 ...



Had a terrific spring 2005, before being sidelined by a knee injury that caused him to miss most of the 2005 season ... Back-up at nose tackle on the SDSU two-deep.

2006: Did not play against UTEP ... First appearance of 2006, at Wisconsin ... Tallied three total tackles against the Badgers ... Was a reserve in the team's game with Utah ... Three stops, including two solos, at San Jose State ... Career-best five stops in the victory versus Air Force ... Followed that up with four tackles against Cal Poly ... First career sack at Wyoming and also had another tackle for a loss of one yard ... Two stops, including one for a

against the Badgers ... Was a reserve in the team's game with Utah ... Three stops, including two solos, at San Jose State ... Career-best five stops in the victory versus Air Force ... Followed that up with four tackles against Cal Poly ... First career sack at Wyoming and also had another tackle for a loss of one yard ... Two stops, including one for a loss, in the win over UNLV.

METROKA'S CAREER STATS

Career Statistics	G	UA-AT-TT	TFL-Yds.	Sacks	Int.	PBU	FF	FR
2005	4	4-2-6	0-0	0-0	0	0	0	0
2006	8	10-10-20	2.5-5	0.5-3	0	0	0	0
Totals	12	14-12-26	2.5-5	0.5-3	0	0	0	0

Career Highs: Tackles: 5 vs. AFA (10/21/06); TFL: 1.5 at Wyoming (11/4/06); Sack: 0.5 at Wyoming (11/4/06).

▶ **#95 ROBERT MILLER**



TE, 6-7, 250, Sr.-1L, Anaheim, Calif. (Canyon HS)

Granted a sixth year of eligibility, after missing the entire 2005 campaign due to injury ... Has battled tendonitis in his knees since arriving on campus ... Help fills the Aztecs' need at the tight end spot, moving to the offensive side of the ball following 2006 spring drills ... Spent his first five years at SDSU on the defensive line ... Has played in 21 career contests.

2006: Saw playing time versus Air Force and at BYU, his first game since October 2004 ... Missed the first four games of the year with a shoulder injury suffered in fall camp ... Was a reserve in the Cal Poly and Wyoming games ... First career catch for seven yards in the win over UNLV ... One of two starters at tight end entering the TCU contest.

MILLER'S CAREER STATS

Career Statistics	Receiving				
	G	No.	Yds.	TD	Avg.
2006	5	1	7	0	7.0

▶ **#34 JERRY MILLING**



LB, 5-10, 235, Fr.-RS, Palmdale, Calif. (Palmdale HS)

Has moved from middle to weakside linebacker behind Brett Martin ... Strong spring campaign after redshirting in 2005.

2006: Made his SDSU debut, recording a solo tackle vs. UTEP ... Played on special teams in all seven contests ... One assisted tackle versus San Jose State ... Missed his first game against UNLV due to injury.

MILLING'S CAREER STATS

Career Statistics	G	UA-AT-TT	TFL-Yds.	Sacks	Int.	PBU	FF	FR
2006	8	1-1-2	0-0	0-0	0	0	0	0

Career/2006 Highs: Tackles: 1 at SJSU (9/30/06); vs. UTEP (8/31/06).

▶ **#10 MARCUS MONTGOMERY**



WR, 6-2, 215, So.-SQ, Oceanside, Calif. (Oceanside HS)

Had a solid 2006 spring campaign ... Listed as the backup at one receiver spot behind Chaz Schilens ... A strong, athletic player ... One of SDSU's most physical receivers.

2006: Played his first game as an Aztec, but did not catch a pass vs. UTEP ... Did not play against Wisconsin, San Jose State, BYU or Air Force ... Came off the bench against Utah and Cal Poly ... First career reception went for 13 yards at Wyoming.


MONTGOMERY'S CAREER STATS

Career Statistics

	G	No.	Yds.	TD	Avg.
2006	4	1	13	0	13.0

▶ **#43 AARON MOORE**

DB, 6-0, 190, Fr.-RS, Tampa, Fla. (Jefferson HS)



An athletic defensive back who is listed as the backup at one cornerback spot behind senior Donny Baker ... One of three Aztecs from Jefferson High School in Tampa, Fla., joining classmate Josh Walker and senior Jonathan Bailes ... Redshirted in 2005.

2006: Played his first game as an Aztec against UTEP, logging a tackle ... Season-best two stops at Wisconsin ... A reserve against Utah ... Saw extensive playing time at San Jose State, recording six tackles, including one for loss, and a pass break-up ... Made his first career start at BYU, logging three tackles ... Did not play against Cal Poly ... Started at Wyoming, making three stops ... One solo stop in a starting role versus UNLV.

MOORE'S CAREER STATS

Career Statistics	G	UA-AT-TT	TFL-Yds.	Sacks	Int.	PBU	FF	FR
2006	8	12-4-16	1.0-4	0-0	0	1	0	0

Career/2006 Highs: Tackles: 6 at SJSU (9/30/06); TFL: 1 at SJSU (9/30/06); PBU: 1 at SJSU (9/30/06).

▶ **#96 PETER NELSON**

DT, 6-5, 270, Fr.-RS,



St. Charles, Ill. (St. Charles North HS)

An athletic defensive lineman who made the travel squad on several occasions as a true freshman ... Ended up redshirting in 2005 ... Is one of the backups at defensive tackle behind starter Ornan Nwansi.

2006: First career game at BYU, logging an assisted tackle.

NELSON'S CAREER STATS

Career Statistics	G	UA-AT-TT	TFL-Yds.	Sacks	Int.
PBU		FFFF			
2006	1	0-1-1	0-0	0-0	0

▶ **#79 ROBERT NELSON**



OL, 6-10, 330, Sr.-1L, Gilbert, Ariz. (Scottsdale CC)

Listed as the backup at left tackle entering the Wyoming contest ... Shifted from tackle to guard in 2005, but moves back to tackle in 2006 ... Has been limited by injury most of his Aztec career ... Is the tallest player in SDSU history.

2006: Appeared in his first contest of the year as a reserve at BYU ... Was in on special teams against Cal Poly ... Missed the early part of the season with an infection in his leg.

▶ **#91 ORNAN NWANSI**



DT, 6-2, 310, Jr.-RS, Richmond, Calif. (Contra Costa JC)

A physical player who will add depth to the defensive line ... Starter on the veteran defensive line at tackle ... Redshirted in 2005, after playing junior college football at both Contra Costa and College of Marin ... Attended El Cerrito High School.

2006: First career start and game against UTEP ... One solo and one assisted tackle versus the Miners ... Recovered his first career fumble at Wisconsin, also adding two tackles ... Season-best three stops versus Utah and San Jose State ... Two tackles at BYU and versus Air Force ... Started all nine contests in

2006.

NWANSI'S CAREER STATS

Career Statistics	G	UA-AT-TT	TFL-Yds.	Sacks	Int.	PBU	FF	FR
2006	9	6-10-16	0-0	0-0	0	0	0	1-0

Career/2006 Highs: Tackles: 3 at SJSU (9/30/06), vs. Utah (9/23/06); FR: 1 at Wisconsin (9/16/06).

► **#7 KEVIN O'CONNELL**

QB, 6-6, 225, Jr.-2L,
Carlsbad, Calif. (La Costa Canyon HS)



Started 18 games from 2004-06, including all 12 in 2005 ... First in school history in career rushing yards by a quarterback (787) and second in career rushing TDs by a QB (7) ... A dual-threat QB ... Has a rare signal-caller combination of size and athleticism ... An intelligent, mature player who finished spring drills as the team's top QB.

2006: Started his 18th straight game in the opener with UTEP ... Completed his first 12 pass attempts versus the Miners and ended up 12-for-14 for 97 yards ... Also ran for 25 yards before leaving the game in the third quarter due to injury ... Had surgery on his right thumb (Sept. 4) and has missed the last five contests ... Returned to practice Oct. 15 and dressed for the Air Force and Cal Poly games but did not play ... Saw action for the first time after his injury at Wyoming, leading the Aztecs to a fourth-quarter touchdown... Found Brett Swain for a 66-yard TD - SDSU's longest play from scrimmage in 2006 ... Was 4-for-6 for 94 yards through the air ... Completed all seven of his pass attempts for 68 yards against UNLV and also scored a one-yard TD.

O'CONNELL'S CAREER PASSING STATS

Career Statistics	G	Att.	Com.	INT	Yds.	TDs	Eff.	Tot. Off.
2004	9	236	115	9	1,328	9	101.0	1,675
2005	12	375	233	12	2,663	19	132.1	3,065
2006	3	21	19	1	165	0	146.95	204
Totals	24	632	367	22	4,156	28	120.97	4,944

Career Highs: Attempts: 51 at Hawai'i (12/3/05); Completions: 33 at Hawai'i (12/3/05); Passing Yards: 421 at Hawai'i (12/3/05); Long Pass: 80 at Ohio St. (9/17/05); Touchdowns Passing: 4 vs. San Jose State (9/24/05); Carries: 23 vs. San Jose State (9/24/05); Rushing Yards: 101 at BYU (11/6/04); Rushing TDs: 1, seven times; Longest Rush: 61 at Utah (10/15/05).

O'CONNELL GAME-BY-GAME

	Passing					Rushing		
	Att.	Com.	INT	Yds.	TDs	Att.	Yds.	TDs
Idaho State (9/4/04)	14	5	1	58	1	7	54	0
at Michigan (9/18/04)				DNP				
Nevada (9/25/04)				DNP				
at UCLA (10/2/04)	10	7	0	46	0	1	6	0
at Wyoming (10/9/04)	7	1	0	14	0	4	15	0
Colorado State (10/16/04)	26	11	1	157	1	6	42	0
at New Mexico (10/23/04)*	32	16	2	165	1	13	-13	0
Utah (10/30/04)*	43	21	2	252	2	12	34	1
at BYU (11/6/04)*	47	21	2	229	1	15	101	0
at Air Force (11/13/04)*	32	17	1	232	2	8	82	0
UNLV (11/20/04)*	25	16	0	175	1	7	26	0
UCLA (9/3/05)*	26	19	2	204	1	15	50	0
at Air Force (9/10/05)*	39	24	1	227	1	11	52	1
at Ohio St. (9/17/05)*	17	12	0	159	1	8	-9	0
San Jose St. (9/24/05)*	29	23	0	271	4	23	49	0
BYU (10/1/05)*	31	21	0	243	0	7	37	1
at UNLV (10/8/05)*	28	14	3	106	0	17	-16	0
at Utah (10/15/05)*	23	17	0	219	3	9	88	1
UNM (10/22/05)*	34	15	2	197	2	11	37	0
TCU (10/29/05)*	46	25	2	235	1	17	49	1
at CSU (11/12/05)*	24	14	2	179	2	9	42	0
WYO (11/19/05)*	27	16	1	202	1	7	23	0
at Hawai'i (12/3/05)*	51	33	1	421	3	6	11	1
UTEP (8/31/06)*	14	12	1	97	0	9	25	0

at Wisconsin (9/16/06)								DNP - INJ
UTAH (9/23/06)								DNP - INJ
at SJSU (9/30/06)								DNP - INJ
at BYU (10/7/06)								DNP - INJ
AVA (10/21/06)								DNP - INJ
CAL POLY (10/28/06)								DNP - INJ
at WYO (11/4/06)	6	4	0	94	1	1	-3	0
UNLV (11/11/06)	7	7	0	68	0	6	14	1

* = games started

2006 Highs: Attempts: 14 vs. UTEP (8/31/06); Completions: 12 vs. UTEP (8/31/06); Passing Yards: 97 vs. UTEP (8/31/06); TD: 1 at Wyoming (11/4/06); Long Pass: 66 at WYO (11/11/06); Carries: 9 vs. UTEP (8/31/06); Rushing Yards: 25 vs. UTEP (8/31/06); Longest Rush: 28 vs. UTEP (8/31/06).

► **#94 NICK OSBORN**

DE, 6-5, 260, Jr.-2L,
Kensington, Calif. (Berkeley St. Mary's HS)



Another returning starter for the Aztecs on the defensive side of the ball ... Has the size and strength to play tackle and the speed and athleticism to be a defensive end ... Started all 12 games at defensive tackle in 2005, but moves back outside this season.

2006: Made his 13th consecutive start against UTEP ... Had five tackles, including two for a loss of seven yards ... Five stops at Wisconsin ... Recovered a fumble and added six tackles in the loss to Utah ... Recovered a fumble for the second straight outing at SJSU, adding a sack for a loss of five yards and six tackles ... Three stops and blocked an extra point at BYU ... Made a season-high seven tackles and forced his first career fumble in the loss to Cal Poly ... Six stops and his first career PBU at Wyoming ... Four tackles against UNLV.

OSBORN'S CAREER STATS

Career Statistics	G	UA-AT-TT	TFL-Yds.	Sacks	Int.	PBU	FF	FR
2004	8	4-4-8	0.5-1	0-0	0	0	0	0
2005	12	16-31-47	3.5-16	2.0-11	0	0	0	1-7
2006	9	20-24-44	3.5-12	1.0-5	0	1	1	2-0
Totals	29	40-59-99	7.5-29	3.0-16	0	1	1	3-7

Career Highs: Tackles: 10 at Utah (10/15/05); TFL: 2.0 at Utah (10/15/05), vs. UTEP (8/31/06); Sacks: 2.0 at Utah (10/15/05); PBU: 1 at Wyoming (11/4/06); FF: 1 vs. Cal Poly (10/28/06); FR: 1 at SJSU (9/30/06), vs. Utah (9/23/06), BYU (10/1/05).

OSBORN CAREER GAME-BY-GAME

	G UA-AT-TT TFL-Yds. Sacks Int. PBU FF FR							
	G	UA-AT-TT	TFL-Yds.	Sacks	Int.	PBU	FF	FR
Idaho St. (9/4/04)			DNP					
at Michigan (9/18/04)			DNP					
Nevada (9/25/04)	1	0-0-0	0-0	0-0	0	0	0	0
at UCLA (10/2/04)	1	1-0-1	0-0	0-0	0	0	0	0
at WYO (10/9/04)	1	0-1-1	0-0	0-0	0	0	0	0
CSU (10/16/04)	1	0-0-0	0-0	0-0	0	0	0	0
at UNM (10/23/04)	1	0-0-0	0-0	0-0	0	0	0	0
Utah (10/30/04)	1	0-0-0	0-0	0-0	0	0	0	0
at BYU (11/6/04)	1	2-1-3	0.5-1	0-0	0	0	0	0
at Air Force (11/13/04)			DNP					
UNLV (11/20/04)	1	1-2-3	0-0	0-0	0	0	0	0
UCLA (9/3/05)*	1	1-1-2	0	0	0	0	0	0
at Air Force (9/10/05)*	1	2-6-8	0	0	0	0	0	0
at Ohio St. (9/17/05)*	1	0-2-2	0	0	0	0	0	0
San Jose St (9/24/05)*	1	0-1-1	0	0	0	0	0	0
BYU (10/1/05)*	1	1-1-2	0	0	0	0	0	1-7
at UNLV (10/8/05)*	1	3-4-7	0.5-2	0	0	0	0	0
at Utah (10/15/05)*	1	3-7-10	2.0-11	2.0-11	0	0	0	0
UNM (10/22/05)*	1	1-2-3	0	0	0	0	0	0
TCU (10/29/05)*	1	2-0-2	0	0	0	0	0	0
at CSU (11/12/05)*	1	1-5-6	0	0	0	0	0	0
WYO (11/19/05)*	1	2-0-2	1.0-3	0	0	0	0	0
at Hawai'i (12/3/05)*	1	0-2-2	0-0	0	0	0	0	0
UTEP (8/31/06)*	1	2-3-5	1.5-6	0-0	0	0	0	0
at Wisconsin (9/16/06)*	1	2-3-5	0-0	0-0	0	0	0	0

WYO (11/19/05)*	1	2-0-2	1.0-3	0	0	0	0	0
at Hawai'i (12/3/05)*	1	0-2-2	0-0	0	0	0	0	0
UTEP (8/31/06)*	1	2-3-5	1.5-6	0-0	0	0	0	0
at Wisconsin (9/16/06)*	1	2-3-5	0-0	0-0	0	0	0	0
UTAH (9/23/06)*	1	3-3-6	0-0	0-0	0	0	0	1-0
at SJSU (9/30/06)*	1	2-4-6	1.0-5	1.0-5	0	0	0	1-0
at BYU (10/7/06)*	1	0-3-3	0-0	0-0	0	0	0	0
AFA (10/21/06)*	1	2-0-2	0-0	0-0	0	0	0	0
CAL POLY (10/28/06)*	1	6-1-7	1.0-7	0-0	0	0	1	0
at WYO (11/4/06)*	1	1-5-6	0-0	0-0	0	1	0	0
UNLV (11/11/06)*	1	2-2-4	0-0	0-0	0	1	0	0

* = Game started

2006 Highs: Tackles: 7 vs. Cal Poly (10/28/06); TFL: 1.5 vs. UTEP (8/31/06); Sack: 1, at SJSU (9/30/06); PBU: 1 at Wyoming (11/4/06); FF: 1 vs. Cal Poly (10/28/06); FR: 1 at SJSU (9/30/06), vs. Utah (9/23/06).

► **#14 GARRETT PALMER**

K/P, 6-3, 185, Jr.-2L,



Rialto, Calif. (Eisenhower HS)

SDSU's starting place-kicker for the third year in a row ... Made all but two attempts in 2005 to earn honorable mention all-conference honors ... 11 career field goals from 40 or more yards ... Fourth in school history in career FGs (34) and fifth in field-goal percentage (.694) ... Also does the Aztec kickoffs.

2006: Made two of his four field-goal attempts and was 3-for-3 on extra points versus UTEP ... Did not attempt a kick against Wisconsin or Utah ... Nailed his only field goal, from 30 yards out, at San Jose State to become just the fourth Aztec kicker with 30 career field goals ... Good on his only attempt at BYU - a 48-yarder ... Game-winning 30-yard field goal against Air Force, garnering MWC special teams player of the week honors for the third time in his career ... Made five straight attempts before missing a pair of long-distance kicks against Cal Poly ... Is perfect on all 16 extra-point attempts.

PALMER'S CAREER STATS

Career Stats	FGM-A	Pct.	01-19	20-29	30-39	40-49	50-99	Lg.	Blk.
2004	12-21	57.1	0-0	5-7	2-4	4-8	1-2	50	4
2005	15-17	88.2	0-0	5-5	6-7	4-5	0-0	48	0
2006	7-11	63.6	0-0	0-0	5-5	2-4	0-2	48	0
Totals	34-49	69.4	0-0	10-12	13-16	10-17	1-4	50	4

(25g) (46ng, 49ng) (50g, 43g) (36g) (27g, 37ng) (48g, 23ng, 48g, 27g) (40ng) (40ng) (35ng, 47g) (26g, 37g, 29g) (25ng, 54ng) (33g, 29g, 47g) (33g) (30g) (48ng, 22g) (43g) (35ng, 37g, 36g) (47g, 48g, 22g) (32g, 27g) (28g) (46g, 52ng, 47ng, 35g) (30g) (48g) (35g, 30g) (54ng, 48ng) (35g) - g and underline - indicates good; ng - no good; No. - indicates yardage.

► **#2 RAMAL PORTER**



WR, 5-10, 185, Sr.-3L,

Van Nuys, Calif. (Birmingham HS)

A speedy receiver who has been in the rotation each of the last three seasons ... Has the ability to produce big plays in the passing game ... Played in 32 career contests, most of any Aztec wideout returning for the 2006 season.

2006: Saw action in the opener with UTEP but did not log a stat ... Played but did not have a catch against Wisconsin or Utah ... Took a reverse on a kick-off return against SJSU and ran for 12 yards ... Career game against BYU, logging eight receptions for 80 yards ... Returned his first three career kickoffs and made his first start of the year against Air Force ... Logged a career high two touchdown catches both in the first quarter of the Cal Poly game ... Caught one for 25 yards and the other for 34 yards (career-long catch), while also returning four kickoffs with a long of 26 yards ... Two catches for 31 yards and first carry of the season at Wyoming ... Three grabs against UNLV.

PORTER'S CAREER STATS

Career Statistics

	G	Receiving				Rushing			
		No.	Yds.	TD	Avg.	Att.	Yds.	TD	Avg.
2003	8	6	55	0	9.2	1	33	0	33.0
2004	8	17	211	1	12.4	3	37	0	12.3
2005	7	1	5	0	5.0	3	13	0	4.3
2006	9	17	209	2	12.3	1	7	0	7.0
Totals	32	41	480	3	11.7	8	90	0	11.3

Kickoff Returns

	Att.	Yds.	TD	Avg.	Long
2006	8	137	0	17.1	26

Career Highs: Receptions: 8 at BYU (10/7/06); Receiving Yards: 70 at BYU (10/7/06); Receiving TDs: 2 vs. Cal Poly (10/28/06); Long Rec.: 34 vs. Cal Poly (10/28/06); Carries: 2 at UCLA (10/2/04), at Colorado State (11/12/05); Rushing Yards: 33 vs. Eastern Wash. (9/30/03); Longest Rush: 33 vs. Eastern Wash (8/30/03).

PORTER CAREER GAME-BY-GAME

	Receiving				Rushing			
	Att.	Yds.	TD	Avg.	No.	Yds.	TD	Avg.
Eastern Wash. (9/30/03)*	1	7	0	7.0	1	33	0	33.0
at Ohio State (9/6/03)	2	22	0	11.0	0	0	0	0.0
at Texas-El Paso (9/13/03)	1	14	0	14.0	0	0	0	0.0
Samford (9/20/03)	0	0	0	0.0	0	0	0	0.0
at UCLA (9/27/03)				DNP				
BYU (10/4/03)				DNP				
at Utah (10/11/03)				DNP				
New Mexico (10/18/03)	1	8	0	8.0	0	0	0	0.0
Wyoming (10/25/03)	0	0	0	0.0	0	0	0	0.0
at UNLV (11/8/03)				DNP				
at Colorado St. (11/15/03)	0	0	0	0.0	0	0	0	0.0
Air Force (11/22/03)	1	4	0	4.0	0	0	0	0.0
Idaho State (9/4/04)	1	13	0	13.0	1	25	0	25.0
at Michigan (9/18/04)	2	22	0	11.0	0	0	0	0.0
Nevada (9/25/04)*	4	54	1	13.5	0	0	0	0.0
at UCLA (10/2/04)*	4	55	0	13.8	2	12	0	6.0
at Wyoming (10/9/04)*	2	25	0	12.5	0	0	0	0.0
Colorado State (10/16/04)	1	16	0	16.0	0	0	0	0.0
at New Mexico (10/23/04)				DNP				
Utah (10/30/04)				DNP				
at BYU (11/6/04)	2	17	0	8.5	0	0	0	0.0
at Air Force (11/13/04)				DNP				
UNLV (11/20/04)	1	9	0	9.0	0	0	0	0.0
UCLA (9/3/05)	0	0	0	0.0	0	0	0	0.0
at Air Force (9/10/05)	0	0	0	0.0	0	0	0	0.0
at Ohio State (9/17/05)				DNP				
San Jose St. (9/24/05)	0	0	0	0.0	1	-7	0	0.0
BYU (10/1/05)*	0	0	0	0.0	0	0	0	0.0
at UNLV (10/8/05)				DNP				
at Utah (10/15/05)				DNP				
UNM (10/22/05)				DNP				
TCU (10/29/05)	1	5	0	5.0	0	0	0	0.0
at CSU (11/12/05)	0	0	0	0.0	2	12	0	6.0
WYO (11/19/05)	0	0	0	0.0	0	0	0	0.0
at Hawai'i (12/3/05)				DNP				
UTEP (8/31/06)	0	0	0	0.0	0	0	0	0.0
at Wisconsin (9/16/06)	0	0	0	0.0	0	0	0	0.0
UTAH (9/23/06)	0	0	0	0.0	0	0	0	0.0
at SJSU (9/30/06)	0	0	0	0.0	0	0	0	0.0
at BYU (10/7/06)	8	70	0	8.8	0	0	0	0.0
AFA (10/21/06)*	2	15	0	7.5	0	0	0	0.0
CAL POLY (10/28/06)*	2	59	2	29.5	0	0	0	0.0
at WYO (11/4/06)*	2	31	0	15.5	1	7	0	7.0
UNLV (11/11/06)*	3	34	0	11.3	0	0	0	0.0

* = Game started

2006 Highs: Receptions: 8 at BYU (10/7/06); Receiving Yards: 70 at BYU (10/7/06); Receiving TDs: 2 vs. Cal Poly (10/28/06); Long Rec.: 34 vs. Cal Poly (10/28/06); Att: 1 vs. Wyoming (11/4/06).

► **#76 WILL ROBINSON**

OL, 6-6, 280, Jr.-2L,

Pomona, Calif. (Bishop Amat HS)

One of two returning starters on the offensive line ... Anchored the right tackle position a year ago, after playing three spots on the offensive line as a redshirt freshman in 2004 ... Listed as the starter at left tackle.



2006: Started at left tackle all nine games this season.

► **#45 ANDREW SCHANTZ**

LB, 6-1, 235, So.-1L, Santa Clarita, Calif. (Canyon HS)

Energetic player who is a key figure in the Aztec linebacking corps ... Has excellent speed on the outside ... Backup at strongside linebacker entering the UNLV contest.

2006: Starter at strongside linebacker in the opener with UTEP ... Tied his career high and tied for the team lead with six tackles - all solos ... One stop was behind the line of scrimmage ... Three tackles and a quarterback hurry at Wisconsin ... Tallied two stops versus Utah ... Career high seven tackles at San Jose State, including one for a loss of a yard ... Reserve in the last four games ... Five tackles against Wyoming, including one for a loss ... First career interception versus UNLV.



SCHANTZ'S CAREER STATS

Career Statistics	G	UA-AT-TT	TFL-Yds.	Sacks	Int.	PBU	FF	FR
2005	12	18-11-29	4.0-13	0-0	0-0	1	1	0
2006	9	14-10-24	3.0-3	0-0	1-10	0	0	0
Totals	21	32-21-53	7.0-16	0-0	1-10	1	1	0

Career Highs: Tackles: 7 at SJSU (9/30/06); TFL: 2 vs. New Mexico (10/22/05); INT: 1 vs. UNLV (11/11/06); PBU: 1 vs. San Jose State (9/24/05); FF: 1 at Air Force (9/10/05).

SCHANTZ CAREER GAME-BY-GAME

	G	UA-AT-TT	TFL-Yds.	Sacks	Int.	PBU	FF	FR
UCLA (9/3/05)*	1	0-2-2	0-0	0-0	0	0	0	0
at Air Force (9/10/05)*	1	3-3-6	1.0-2	0-0	0	0	1	0
at Ohio St. (9/17/05)	1	3-1-4	0-0	0-0	0	0	0	0
San Jose St. (9/24/05)*	1	2-0-2	0-0	0-0	0	1	0	0
BYU (10/1/05)	1	1-0-1	0-0	0-0	0	0	0	0
at UNLV (10/8/05)*	1	0-1-1	0-0	0-0	0	0	0	0
at Utah (10/15/05)	1	0-1-1	0-0	0-0	0	0	0	0
UNM (10/22/05)	1	3-1-4	2.0-5	0-0	0	0	0	0
TCU (10/29/05)	1	0-2-2	0-0	0-0	0	0	0	0
at CSU (11/12/05)*	1	4-0-4	1.0-6	0-0	0	0	0	0
WYO (11/19/05)	1	1-0-1	0-0	0-0	0	0	0	0
at Hawai'i (12/3/05)	1	1-0-1	0-0	0-0	0	0	0	0
UTEP (8/31/06)*	1	6-0-6	1.0-1	0-0	0	0	0	0
at Wisconsin (9/16/06)*	1	2-1-3	0-0	0-0	0	0	0	0
Utah (9/23/06)*	1	1-1-2	0-0	0-0	0	0	0	0
at SJSU (9/30/06)*	1	3-4-7	1.0-1	0-0	0	0	0	0
at BYU (10/7/06)	1	0-1-1	0-0	0-0	0	0	0	0
AFA (10/21/06)	1	0-0-0	0-0	0-0	0	0	0	0
CAL POLY (10/28/06)	1	0-0-0	0-0	0-0	0	0	0	0
at WYO (11/4/06)	1	2-3-5	1.0-1	0-0	0	0	0	0
at WYO (11/4/06)	1	0-0-0	0-0	0-0	1-10	0	0	0

* = Game started

2006 Highs: Tackles: 7 at SJSU (9/30/06); TFL: 1.0 at Wyoming (11/4/06), SJSU (9/30/06), vs. UTEP (8/31/06); INT: 1 vs. UNLV (11/11/06).

► **#1 CHAZ SCHILENS**

WR, 6-4, 220, Jr.-2L, Mesa, Ariz. (Highland HS)

A prototype wideout who is a returning starter ... SDSU's leading returning receiver,

logging his first 34 career receptions in 2005 ... Has at least one catch in each of the last 15 games.



2006: Has started all nine games at wideout ... Caught six passes for 67 yards with a long of 20 yards ... Two catches, including one for 25 yards, at Wisconsin ... One reception for 26 yards (season-long) against Utah ... Limited to just one catch for five yards at San Jose State ... Matched a then career long with a 40-yard reception at BYU, ending the afternoon with four grabs for 77 yards ... First touchdown of the year on a career-long 49-yard reception against Air Force ... Five receptions for 69 yards in the loss to Cal Poly ... Caught a career-long 60-yard pass for a touchdown at Wyoming ... Three catches versus UNLV.

SCHILENS' CAREER STATS

	G	Receiving			
		No.	Yds.	TD	Avg.
2004	3	0	0	0	0.0
2005	12	34	441	2	13.0
2006	9	26	420	2	16.2
Totals	24	60	861	4	14.4

Career Highs: Receptions: 8 at Hawai'i (12/3/05); Receiving Yards: 119 at Hawai'i (12/3/05); Long Reception: 60 at Wyoming (11/4/06).

SCHILENS CAREER GAME-BY-GAME

	G	Receiving			
		No.	Yds.	TD	Avg.
Idaho State (9/4/04)	0	0	0	0	0.0
at Michigan (9/18/04)				DNP	
Nevada (9/25/04)				DNP	
at UCLA (10/2/04)				DNP	
at Wyoming (10/9/04)				DNP	
Colorado State (10/16/04)	0	0	0	0.0	
at New Mexico (10/23/04)	0	0	0	0.0	
Utah (10/30/04)				DNP	
at BYU (11/6/04)				DNP	
at Air Force (11/13/04)				DNP	
UNLV (11/20/04)				DNP	
UCLA (9/3/05)	2	25	0	12.5	
at Air Force (9/10/05)	3	29	0	9.7	
at Ohio St. (9/17/05)*	3	41	0	13.7	
San Jose St. (9/24/05)	0	0	0	0.0	
BYU (10/1/05)*	2	26	0	13.0	
at UNLV (10/8/05)*	0	0	0	0.0	
at Utah (10/15/05)	4	42	0	10.5	
UNM (10/22/05)*	2	37	0	18.5	
TCU (10/29/05)	3	24	0	8.0	
at CSU (11/12/05)*	6	85	1	14.2	
WYO (11/19/05)*	1	13	0	13.0	
at Hawai'i (12/3/05)*	8	119	1	14.9	
UTEP (8/31/06)*	6	67	0	11.2	
at Wisconsin (9/16/06)*	2	28	0	14.0	
UTAH (9/23/06)*	1	26	0	26.0	
at SJSU (9/30/06)*	1	5	0	5.0	
at BYU (10/7/06)*	4	77	0	19.3	
AFA (10/21/06)*	2	56	1	28.0	
CAL POLY (10/28/06)*	5	69	0	13.8	
at WYO (11/4/06)*	2	67	0	33.5	
UNLV (11/11/06)*	3	25	0	8.3	

* = Game started

2006 Highs: Receptions: 6 vs. UTEP (8/31/06); Receiving Yards: 77 at BYU (10/7/06); Long Reception: 60 at Wyoming (11/4/06).

► **#77 MIKE SCHMIDT**

OL, 6-2, 315, So.-SQ, San Diego, Calif. (Madison HS)

Saw action in three games as a true freshman on the defensive line ... Switched sides of the ball prior to 2006 spring drills ... A walk-on who made a quick transi-

► **#77 MIKE SCHMIDT**



OL, 6-2, 315, So.-SQ,
San Diego, Calif. (Madison HS)

Saw action in three games as a true freshman on the defensive line ... Switched sides of the ball prior to 2006 spring drills ... A walk-on who made a quick transition.

2006: Started his first career contests in the opener with UTEP and at Wisconsin ... Came off the bench at right guard against Utah and San Jose State ... Shifted to left guard at BYU ... A reserve at right guard in the Air Force, Cal Poly, Wyoming and UNLV contests.

► **#59 NICK SMITH**

OL, 6-6, 320, Sr.-SQ,




Orinda, Calif. (Diablo Valley JC)

A heavily recruited community college player, who came to SDSU in the spring of 2005 ... Can play a variety of spots on the offensive line ... One of two possible starters at left guard entering the UNLV game.

2006: Saw action in his first career contests against UTEP and at Wisconsin ... Made his first start as an Aztec at left guard versus Utah and San Jose St. ... Recorded a solo tackle against the Utes ... Did not play at BYU ... Reserve versus Air Force, Cal Poly, Wyoming and UNLV.

► **#82 BRIAN SPINKS**

WR, 6-2, 210, Sr.-SQ,



Stockton, Calif. (Edison HS)

A big receiver, who has enjoyed his first substantial playing time of his career in his senior season ... Had a standout fall camp, earning a starting spot.

2006: Caught his first three career receptions for 40 yards against UTEP, including a long of 17 yards ... Two grabs at Wisconsin in his second career start ... One reception for 17 yards in a starting role versus Utah ... Career best four catches at San Jose State ... Did not play against BYU (inj.), Air Force, Cal Poly or Wyoming ... Returned to action against UNLV, but did not log a catch.

SPINKS' CAREER STATS

	Receiving				
	G	No.	Yds.	TD	Avg.
2003	1	0	0	0	0.0
2004	1	0	0	0	0.0
2005	0	0	0	0	0.0
2006	5	9	91	0	10.1
Totals	7	9	91	0	10.1

► **#12 BRETT STURM**

S, 6-2, 220, Sr.-3L,



Littleton, Colo. (Heritage HS)

Originally joined the program as a quarterback and has also worked at receiver ... Settled in at safety where his athleticism has warranted considerable playing time ... Backup at strong safety in 2005, who earned the starting spot in 2006.

2006: Started his second career contest versus UTEP, recording two solo tackles ... Helped SDSU successfully convert a fake punt at Wisconsin, rushing for 12 yards and a first down ... Also matched a career high with eight tackles, including six solos, versus the Badgers ... Aztecs' leading tackler against Utah with eight, including one for a loss ... Four tackles at SJSU and logged a rush on a fake punt for six yards ... Then career-best and team game-high nine tackles at BYU ... One of three Aztecs to end up with double-figure tackles in the win over Air Force, logging a career-high 13 stops (9 solos) ... Also recorded his first interception of the season in the first half versus the Falcons ... First career sack at Wyoming for a loss of 10 yards ... Also tied a career-best with 13 tackles for his second outing in double-figures ... Did

not start due to injury against UNLV, but came in the game as a reserve.

STURM'S CAREER STATS

Career Statistics	G	UA-AT-TT	TFL-Yds.	Sacks	Int.	PBU	FF	FR
2003	7	0-0-0	0-0	0	0	0	0	0
2004	8	2-0-2	0-0	0	0	0	0	0
2005	12	15-11-26	0-0	0	3-71	1	1	0
2006	9	39-20-59	2.0-11	1.0-10	1-0	0	0	0
Totals	36	56-31-87	2.0-11	1.0-1	4-71	1	1	0

Career Highs: Tackles: 13 at Wyoming (11/6/06), vs. AFA (10/21/06); TFL: 1, at Wyoming (11/4/06), vs. Utah (9/23/06); Sack: 1 at Wyoming (11/4/06); INT: 1, four times; PBU: 1 vs. Hawai'i (12/3/05); FF: 1 vs. TCU (10/29/05).

STURM CAREER GAME-BY-GAME

	G	UA-AT-TT	TFL-Yds.	Sacks	Int.	PBU	FF	FR
E. Wash. (9/30/03)			DNP					
at Ohio St. (9/6/03)	1	0-0-0	0-0	0-0	0	0	0	0
at UTEP (9/13/03)	1	0-0-0	0-0	0-0	0	0	0	0
Samford (9/20/03)	1	0-0-0	0-0	0-0	0	0	0	0
at UCLA (9/27/03)			DNP					
BYU (10/4/03)			DNP					
at Utah (10/11/03)			DNP					
UNM (10/18/03)			DNP					
WYO (10/25/03)	1	0-0-0	0-0	0-0	0	0	0	0
at UNLV (11/8/03)	1	0-0-0	0-0	0-0	0	0	0	0
at CSU (11/15/03)	1	0-0-0	0-0	0-0	0	0	0	0
Air Force (11/22/03)	1	0-0-0	0-0	0-0	0	0	0	0
Idaho St. (9/4/04)	1	1-0-1	0-0	0-0	0	0	0	0
at Michigan (9/18/04)	1	0-0-0	0-0	0-0	0	0	0	0
Nevada (9/25/04)	1	1-0-1	0-0	0-0	0	0	0	0
at UCLA (10/2/04)	1	0-0-0	0-0	0-0	0	0	0	0
at WYO (10/9/04)	1	0-0-0	0-0	0-0	0	0	0	0
CSU (10/16/04)	1	0-0-0	0-0	0-0	0	0	0	0
at UNM (10/23/04)	1	0-0-0	0-0	0-0	0	0	0	0
Utah (10/30/04)	1	0-0-0	0-0	0-0	0	0	0	0
at BYU (11/6/04)			DNP					
at Air Force (11/13/04)			DNP					
UNLV (11/20/04)			DNP					
UCLA (9/3/05)	1	0-0-0	0	0	0	0	0	0
at Air Force (9/10/05)	1	0-0-0	0	0	0	0	0	0
at Ohio St. (9/17/05)	1	1-1-2	0	0	0	0	0	0
San Jose St. (9/24/05)	1	2-0-2	0	0	1-44	0	0	0
BYU (10/1/05)*	1	0-1-1	0	0	0	0	0	0
at UNLV (10/8/05)	1	0-0-0	0	0	0	0	0	0
at Utah (10/15/05)	1	5-3-8	0	0	0	0	0	0
UNM (10/22/05)	1	0-0-0	0	0	0	0	0	0
TCU (10/29/05)	1	3-0-3	0	0	1-27	0	1	0
at CSU (11/12/05)	1	0-1-1	0	0	0	0	0	0
WYO (11/19/05)	1	2-2-4	0	0	1-0	0	0	0
at Hawai'i (12/3/05)	1	2-3-5	0	0	0	1	0	0
UTEP (8/31/06)*	1	2-0-2	0	0	0	0	0	0
at Wisconsin (9/16/06)*	1	6-2-8	0	0	0	0	0	0
UTAH (9/23/06)*	1	6-2-8	1.0-1	0	0	0	0	0
at SJSU (9/30/06)*	1	2-2-4	0-0	0	0	0	0	0
at BYU (10/7/06)*	1	7-2-9	0-0	0	0	0	0	0
AFA (10/21/06)*	1	9-4-13	0-0	0	1-0	0	0	0
CAL POLY (10/28/06)*	1	2-0-2	0-0	0	0	0	0	0
at WYO (11/4/06)*	1	5-8-13	1.0-10	1.0-10	0	0	0	0
at WYO (11/11/06)	1	0-0-0	0-0	0-0	0	0	0	0

* = Game started

2006 Highs: Tackles: 13 at Wyoming (11/4/06), vs. AFA (10/21/06); TFL: 1.0 at Wyoming (11/4/06), vs. Utah (9/23/06); Sack: 1 at Wyoming (11/4/06); INT: 1 vs. AFA (10/21/06).


► **#16 BRETT SWAIN**

WR, 6-1, 200, Jr.-2L,

Carlsbad, Calif. (Carlsbad HS)

One of the veterans of the Aztec receiving corps who has played in 28 career con-

tests, starting on 10 occasions ... A big-play receiver with six of his 15 receptions a year ago going for more than 20 yards (second-most on the team).



UNLV.

2006: Starter in the opener with UTEP ... Had a career-best five receptions for 64 yards and one carry for two yards ... Matched his season and career best with five catches at Wisconsin for 33 yards and a long of 19 yards ... Caught his first touchdown of the season against Utah for 18 yards ... Team-best four receptions against the Utes for 28 yards ... Four catches for the second and third straight outings at San Jose State and BYU ... Team-best four grabs in the win over Air Force Limited to just one catch for 15 yards against Cal Poly ... 66-yard TD reception in the fourth quarter at Wyoming ... Four catches for 48 yards in the win over

SWAIN'S CAREER STATS

Career Statistics	Receiving					Rushing			
	G	Rec.	Yds.	TD	Avg.	No.	Yds.	TD	Avg.
2004	10	13	104	0	8.0	1	23	0	23.0
2005	10	15	288	1	19.2	1	7	0	7.0
2006	9	33	372	2	11.3	2	2	0	1.0
Totals	29	61	764	3	12.5	4	32	0	8.0

Career Highs: Receptions: 5 at Wisconsin (9/16/06), vs. UTEP (8/31/06); Receiving Yards: 80 at Ohio State (9/17/05); TD: 1 three times; Long Rec.: 80 at Ohio St. (9/17/05); Carries: 1, four times; Rushing Yards: 23 at UCLA (10/2/04); Longest Rush: 23 at UCLA (10/2/04).

SWAIN CAREER GAME-BY-GAME

	Receiving			
	No.	Yds.	TD	Avg.
Idaho St. (9/4/04)	1	-2	0	-2.0
at Michigan (9/18/04)	2	12	0	6.0
Nevada (9/25/04)	0	0	0	0.0
at UCLA (10/2/04)	1	7	0	7.0
at WYO (10/9/04)	1	31	0	31.0
CSU (10/16/04)	2	6	0	3.0
at UNM (10/23/04)	1	5	0	5.0
Utah (10/30/04)	3	19	0	6.3
at BYU (11/6/04)*	2	26	0	13.0
at Air Force (11/13/04)			DNP	
UNLV (11/20/04)	0	0	0	0.0
UCLA (9/3/05)	0	0	0	0.0
at Air Force (9/10/05)	2	14	0	7.0
at Ohio State (9/17/05)*	1	80	1	80.0
San Jose State (9/24/05)	4	38	0	9.5
BYU (10/1/05)*	3	74	0	24.7
at UNLV (10/8/05)	1	8	0	8.0
at Utah (10/15/05)	1	14	0	14.0
UNM (10/22/05)	0	0	0	0.0
TCU (10/29/05)*	2	51	0	25.5
at CSU (11/12/05)			DNP-INJ	
WYO (11/19/05)			DNP-INJ	
at Hawai'i (12/3/05)	1	9	0	9.0
UTEP (8/31/06)*	5	64	0	12.8
at Wisconsin (9/16/06)*	5	33	0	6.6
UTAH (9/23/06)	4	28	1	7.0
at SJSU (9/30/06)*	4	42	0	10.5
at BYU (10/7/06)*	4	41	0	10.3
AFA (10/21/06)*	4	28	0	7.0
CAL POLY (10/28/06)*	1	15	0	15.0
at WYO (11/11/06)	2	73	1	36.5
UNLV (11/11/06)*	4	48	0	12.0

* = Game started

2006 Highs: Receptions: 5 at Wisconsin (9/16/06), vs. UTEP (8/31/06); Receiving Yards: 73 at WYO (11/11/06); TD: 1 at Wyoming (11/11/06), vs. Utah (9/23/06); Long Reception: 66 at WYO (11/11/06); Carries: 1 vs. at Wisconsin (9/16/06), UTEP (8/31/06); Rushing Yards: 2 vs. UTEP (8/31/06); Longest Rush: 2 vs. UTEP (8/31/06).

► **#6 MEKELL WESLEY**

WR, 5-10, 180, Fr.-RS, Chandler, Ariz. (Hamilton HS)

A speedster who could help the Aztecs on several fronts this season, including on special teams and as a wideout ... Currently No. 2 at one receiver spot behind Brett Swain.

2006: Played his first career game against UTEP, grabbing two passes for five yards ... Was in on several plays against Wisconsin and Utah, but did not log a catch ... First career rush for five yards at San Jose State ... First career start, carrying the ball 14 yards on the team's first offensive play at BYU ... Made the starting lineup in the win over Air Force, catching one pass for eight yards ... One grab for five yards versus Cal Poly ... Did not play against Wyoming and UNLV due to injury.



WESLEY'S CAREER STATS

Career Statistics	Receiving				
	G	No.	Yds.	TD	Avg.
2006	7	4	18	0	4.5

WESLEY'S CAREER GAME-BY-GAME

	Receiving			
	No.	Yds.	TD	Avg.
UTEP (8/31/06)	2	5	0	2.5
at Wisconsin (9/16/06)	0	0	0	0.0
UTAH (9/23/06)	0	0	0	0.0
at SJSU (9/30/06)	0	0	0	0.0
at BYU (10/7/06)*	0	0	0	0.0
AFA (10/21/06)*	1	8	0	8.0
CAL POLY (10/28/06)	1	5	0	5.0
at WYO (11/4/06)			DNP - INJ	
UNLV (11/11/06)			DNP - INJ	

* = Game started

Career/2006 Highs: Rec.: 2 vs. UTEP (8/31/06); Receiving Yards: 8 vs. AFA (10/21/06); Long Reception: 8 vs. AFA (10/21/06); Carries: 1 at BYU (10/7/06), SJSU (9/30/06); Rushing Yards: 14 at BYU (10/7/06).

SDSU Depth Chart

Game 9 - vs. UNLV

Tuesday, Nov. 14, 2006

Offense (Multiple)

LT	76	Will Robinson , 6-6, 280, Jr.-2L, Pomona, Calif.
	64	Matthew Callahan, 6-7, 295, Jr.-2L, Walnut Creek, Calif.
	79	Robert Nelson, 6-10, 220, Sr.-1L, Gilbert, Ariz.
LG	65	Whitley Fehoko, 6-0, 320, Fr.-HS, Honolulu, Hawaii -OR-
	59	Nick Smith, 6-6, 320, Sr.-SQ, Orinda, Calif.
	67	Ikaika Aken-Moleta, 6-2, 330, Fr.-RS, Kapolei, Hawaii
C	75	Patrick Justman, 6-6, 300, Sr.-2L, Palo Alto, Calif.
	73	Eder Arosemena, 6-2, 290, Sr.-1L, Vista, Calif.
	50	Trask Iosefa, 6-0, 295, Fr.-HS, Ewa Beach, Hawaii
RG	62	Brandyn Dombrowski , 6-6, 335, Jr.-2L, Henderson, Nev.
	77	Mike Schmidt, 6-2, 315, So.-SQ, San Diego, Calif.
	61	Jimmie Carmack, 6-4, 270, Fr.-HS, Palos Verdes Estates, Calif.
RT	70	Mike Kravetz, 6-5, 290, Jr.-1L, Las Vegas, Nev.
	63	Peter Manuma, 6-4, 280, Jr.-TR, Long Beach, Calif.
	68	Jason Alexander, 6-7, 290, So.-SQ, San Jose, Calif.
TE	95	Robert Miller, 6-7, 250, Sr.-1L, Anaheim, Calif. - OR -
	88	Matthew Kawulok, 6-2, 220, Fr.-RS, Boulder, Colo.
	40	Eric Rouser, 6-8, 255, So.-1L, Camarillo, Calif.
R	1	Chaz Schilens , 6-4, 220, Jr.-2L, Mesa, Ariz.
	10	Marcus Montgomery, 6-2, 215, So.-SQ, Oceanside, Calif.
	84	Justin Shaw, 6-2, 205, So.-TR, Palmdale, Calif.
W	16	Brett Swain, 6-1, 200, Jr.-2L, Carlsbad, Calif.
	6	Mekell Wesley, 5-10, 180, Fr.-RS, Chandler, Ariz.
	83	Jon Toledo, 6-3, 210, Fr.-RS, Encinitas, Calif.
X	2	Ramal Porter, 5-10, 185, Sr.-3L, Van Nuys, Calif.
	82	Brian Spinks, 6-2, 210, Sr.-SQ, Stockton, Calif.
	85	Justin Amaral, 5-11, 200, Sr.-1L, Pittsburg, Calif.
HB	37	Brandon Bornes, 6-1, 225, Jr.-2L, Vista, Calif.
	23	Tyler Campbell, 6-0, 215, So.-RS, Austin, Texas
	22	Lynell Hamilton , 6-0, 225, Jr.-2L, Stockton, Calif.
TB	21	Atiyyah Henderson, 5-9, 185, Fr.-RS, Rockledge, Fla.
	22	Lynell Hamilton , 6-0, 225, Jr.-2L, Stockton, Calif.
	37	Brandon Bornes, 6-1, 225, Jr.-2L, Vista, Calif.
QB	3	Kevin Craft, 6-5, 200, Fr.-RS, Valley Center, Calif. - AND -
	7	Kevin O'Connell , 6-6, 225, Jr.-2L, Carlsbad, Calif.
	2	Kelsey Sokoloski, 6-2, 175, Fr.-HS, Englewood, Colo.

Special Teams

P	26	Alan Gomez, 6-3, 225, Jr.-SQ, Rancho Cucamonga, Calif.
	17	Michael Hughes , 6-1, 190, Jr.-2L, Moreno Valley, Calif.
PK	14	Garrett Palmer , 6-3, 185, Jr.-2L, Rialto, Calif.
	17	Michael Hughes, 6-1, 190, Jr.-2L, Moreno Valley, Calif.

Defense (Multiple)

DE	93	Antwan Applewhite , 6-4, 245, Jr.-2L, Torrance, Calif.
	41	Tony DeMartinis, 6-5, 255, Fr.-RS, Sun Valley, Calif.
	47	Kwan Howard, 6-0, 245, Sr.-3L, Harvey, La.
DT	55	Emil Metroka, 6-3, 275, Sr.-SQ, San Diego, Calif. -OR-
	91	Ornan Nwansi, 6-2, 310, Jr.-RS, Richmond, Calif.
	96	Peter Nelson, 6-5, 270, Fr.-RS, St. Charles, Ill.
NT	99	Jonathan Bailes , 6-1, 320, Sr.-3L, Tampa, Fla.
	55	Emil Metroka, 6-3, 275, Sr.-SQ, San Diego, Calif.
	56	Jonathan Soto, 6-3, 270, So.-1L, West Covina, Calif.
DE	94	Nick Osborn , 6-5, 260, Jr.-2L, Kensington, Calif.
	92	Siaosi Fifita, 6-4, 260, So.-1L, Van Nuys, Calif.
	65	Josh Duran, 6-3, 225, Sr.-SQ, San Jose, Calif.
WLB	36	Brett Martin, 6-0, 235, Jr.-2L, Corona, Calif.
	24	Freddy Dunkle, 6-1, 225, Jr.-2L, Chula Vista, Calif. - OR -
	34	Jerry Milling, 5-10, 235, Fr.-RS, Palmdale, Calif.
MLB	51	Joe Martin , 6-2, 230, Sr.-3L, Palmdale, Calif.
	35	Luke Laolagi, 6-1, 230, Fr.-RS, Reseda, Calif.
	50	Ted Edwards, 6-1, 230, Jr.-TR, Kelso, Wash.
SLB	46	Russell Allen , 6-3, 230, So.-1L, Oceanside, Calif.
	45	Andrew Schantz, 6-1, 235, So.-1L, Santa Clarita, Calif.
	48	Trevor Parrington, 6-1, 240, Sr.-2L, Corona, Calif.
CB	3	Donny Baker , 5-9, 165, Sr.-3L, Miami, Fla. - OR -
	43	Aaron Moore, 6-0, 190, Fr.-RS, Tampa, Fla.
	13	Josh Walker, 6-2, 190, Fr.-RS, Tampa, Fla.
LS	12	Brett Sturm, 6-2, 220, Sr.-3L, Littleton, Colo. - OR -
	20	Ray Bass, 6-0, 195, Jr.-TR, Corona, Calif.
	26	Gerard Armstrong, 6-0, 215, So.-1L, Hawthorne, Calif.
RS	31	Reggie Grigsby , 6-0, 205, Sr.-3L, Oceanside, Calif. - OR -
	5	T.J. McKay, 6-1, 195, So.-1L, Palmdale, Calif.
	42	Nick Sandford, 6-2, 205, Fr.-RS, Orange, Calif.
CB	9	Terrell Maze , 6-0, 175, Sr.-3L, Santa Monica, Calif.
	39	Scotty James, 5-10, 175, Jr.-TR, Elsinore, Calif. - OR -
	29	Kwincy Edwards, 5-11, 165, Fr.-RS, Palmdale, Calif.

Bold indicates player started at least six games in 2005.

KR	85	Justin Amaral, 5-11, 200, Sr.-1L, Pittsburg, Calif. - OR -
	20	Ray Bass, 6-0, 195, Jr.-TR, Corona, Calif.
PR	85	Justin Amaral, 5-11, 200, Sr.-1L, Pittsburg, Calif.
H	26	Alan Gomez, 6-3, 225, Jr.-SQ, Rancho Cucamonga, Calif.
LS	52	Tyler Schmitt , 6-2, 230, Jr.-2L, Peoria, Ariz.

SDSU Situational Record

	<u>2002</u>	<u>2003</u>	<u>2004</u>	<u>2005</u>	<u>2006</u>	<u>Since 2002</u>
OVERALL	4-9	6-6	4-7	5-7	1-7	20-36
SCORING - first to score	3-2	6-4	4-2	5-4	1-2	19-14
LEADING - after one quarter	2-1	5-2	2-0	3-1	0-3	12-7
LEADING - at halftime	0-3	5-1	3-2	4-1	1-2	13-9
LEADING - after three quarters	3-1	6-0	4-0	4-1	1-1	18-3
OFFENSE						
SCORING - 30 or more points	3-2	2-1	2-0	4-1	0-0	11-4
SCORING - 24 or more points	4-3	4-1	3-1	5-3	0-2	16-10
TOTAL OFFENSE - 500-plus yards	0-3	1-0	1-0	2-1	0-0	4-4
TOTAL OFFENSE - 400-plus yards	3-4	1-0	3-2	3-3	0-0	10-9
TOTAL OFFENSE - rush and pass for 200-plus yards	0-0	1-0	2-0	3-0	0-0	6-0
PASSING - 300-plus yards	2-5	0-2	0-0	1-1	0-0	3-8
PASSING - 200-plus yards	4-8	3-4	3-6	3-4	0-2	13-24
RUSHING - 200-plus yards	0-0	2-0	2-0	3-0	0-1	7-1
FIRST DOWNS - 20-plus	4-5	3-3	3-4	3-4	0-2	13-18
3RD DOWN CONVERSION - 50 percent or better	2-0	2-0	0-0	2-2	0-1	6-3
TURNOVERS - two or fewer	3-7	6-2	2-3	5-2	1-3	17-17
FIELD POSITION - 30 or better	2-2	5-2	3-3	1-3	0-1	11-11
FIELD POSITION - 25 or better	2-6	5-4	4-5	5-4	0-4	16-23
PLAY CALL - 50 percent or more rushing	1-0	6-0	3-0	5-3	1-5	16-8
DEFENSE						
SCORING - allow 24 points or less	3-2	6-3	3-4	5-2	1-2	18-13
SCORING - allow 17 points or less	0-2	6-2	2-0	2-1	1-2	11-7
TOTAL OFFENSE - opponent has 300 yards or less	0-2	6-1	1-3	1-1	0-2	8-9
PASSING - opponent has 150 yards or less	1-2	5-2	1-2	1-2	1-3	9-11
RUSHING - opponent has 100 yards or less	1-1	2-1	3-2	2-0	0-1	8-5
FIRST DOWNS - opponent has 15 or less	0-2	3-3	0-2	2-1	0-3	5-11
3RD DOWN CONVERSION - opponent 33 percent or less	1-2	3-4	2-2	3-1	0-2	9-11
TURNOVERS - opponent has three or more	1-3	2-2	3-1	3-2	0-1	9-9
FIELD POSITION - opponent 25 or less	1-0	2-1	1-0	1-0	0-0	5-1
FIELD POSITION - opponent 20 or less	0-0	0-0	0-0	0-0	0-0	0-0
DEFENSIVE SCORE - defense scores points	2-1	2-1	1-2	2-1	0-0	7-5
COMPARISON						
RUSHING YARDS - SDSU has more	1-0	5-1	3-1	4-0	0-3	13-5
RETURN YARDS - SDSU has more	3-3	1-1	1-4	0-2	0-0	5-10
TURNOVER - SDSU commits fewer	2-4	4-1	3-1	4-1	1-1	14-8
TIME OF POSSESSION - advantage	2-2	3-3	3-1	3-1	0-3	11-10
FIRST DOWNS and POSSESSION TIME - SDSU advantage	1-2	3-2	2-1	2-1	0-1	8-7
AVERAGE FIELD POSITION - SDSU advantage	2-3	4-0	3-1	2-2	0-0	11-6
AVG. FIELD POSITION and TURNOVERS - SDSU advantage	2-2	4-0	2-1	1-0	0-0	9-3
SPECIAL TEAMS SCORE - SDSU scores off special teams	2-0	0-0	0-0	0-1	1-1	3-2
INDIVIDUAL						
RUSHER - 100-yard	1-0	5-1	3-2	3-1	1-1	13-5
PASSER - 300-yard	2-4	0-1	0-0	0-1	0-0	2-6
RECEIVER - 100-yard	4-8	1-1	1-3	3-1	0-0	9-13
RUSHER 100-yard and PASSER 300-yard	1-0	0-0	0-0	1-1	0-0	2-1

The Last Time SDSU

Team

RUSHING

Had 400 or more yards	.430, vs. Pacific, W - 55-34, Sept. 14, 1991
Had 300 or more yards	.356, vs. Eastern Illinois, W - 40-7, Oct. 6, 2001
Had 70 or more attempts	.71, vs. Texas-El Paso, W - 42-20, Nov. 17, 1979
Had 60 or more attempts	.67, at Texas-El Paso, W - 28-7, Nov. 15, 1980
Had 50 or more attempts	.55, vs. Brigham Young, W - 31-10, Oct. 1, 2005
Had seven or more rushing TDs	.7, vs. Pacific, W - 55-34, Sept. 14, 1991
Had six or more rushing TDs	.6, at Hawai'i, W - 47-21, Oct. 5, 1991
Had five or more rushing TDs	.5, at New Mexico, W - 48-42, Oct. 19, 1996
Had four or more rushing TDs	.4, vs. Brigham Young, W - 31-10, Oct. 1, 2005

PASSING

Had 500 or more yards	.507, at Hawai'i, L - 40-41, Dec. 7, 2002
Had 400 or more yards	.421, at Hawai'i, L - 38-49, Dec. 3, 2005
Had 300 or more yards	.421, at Hawai'i, L - 38-49, Dec. 3, 2005
Had 50 or more pass attempts	.51, at Hawai'i, L - 38-49, Dec. 3, 2005
Had 40 or more pass attempts	.51, at Hawai'i, L - 38-49, Dec. 3, 2005
Had 30 or more pass attempts	.51, at Hawai'i, L - 38-49, Dec. 3, 2005
Had 30 or more completions	.33, at Hawai'i, L - 38-49, Dec. 3, 2005
Had 25 or more completions	.33, at Hawai'i, L - 38-49, Dec. 3, 2005
Had 20 or more completions	.24, vs. UTEP, L, 27-34, Aug. 31, 2006
Had five touchdowns passing	.5, vs. San Jose State, W - 52-21, Sept. 24, 2005
Had four touchdowns passing	.5, vs. San Jose State, W - 52-21, Sept. 24, 2005
Had three touchdowns passing	.3, at Hawai'i, L - 38-49, Dec. 3, 2005

TOTAL OFFENSE

Had 600 or more yards of total offense	.632, at Hawai'i, L - 40-41, Dec. 7, 2002
Had 500 or more yards of total offense	.554, at Hawai'i, L - 38-49, Dec. 3, 2005
Had 400 or more yards of total offense	.554, at Hawai'i, L - 38-49, Dec. 3, 2005
Had 85 or more offensive plays	.88, at Hawai'i, L - 38-49, Dec. 3, 2005
Had 75 or more offensive plays	.76, vs. UTEP, L, 27-34, Aug. 31, 2006

SCORING

Scored 60 or more points	.66, vs. Utah, W - 66-14, Nov. 3, 1990
Scored 50 or more points	.52, vs. San Jose State, W - 52-21, Sept. 24, 2005
Scored 40 or more points	.52, vs. San Jose State, W - 52-21, Sept. 24, 2005
Scored 30 or more points	.38, at Hawai'i, L - 38-49, Dec. 3, 2005

VARIOUS

Was not penalized	.0, at San Jose State, T - 27-27, Nov. 3, 1973
Did not commit a turnover	.vs. Air Force, W - 19-12, Oct. 21, 2006
Had 30 or more first downs	.31, at Hawai'i, L - 38-49, Dec. 3, 2005
Had 25 or more first downs	.31, at Hawai'i, L - 38-49, Dec. 3, 2005
Had 20 or more first downs	.22, vs. UTEP, L, 27-34, Aug. 31, 2006
Had 35 minutes of possession time	.37:32, vs. UTEP, L, 27-34, Aug. 31, 2006

DEFENSE

Held opponent to 50 or fewer rushing yards	.30, vs. UTEP, L, 27-34, Aug. 31, 2006
Held opponent to 100 or fewer passing yards	.97, at Wyoming, L - 24-27, Nov. 4, 2006
Held opponent to 300 or fewer total yards	.284, Cal Poly, L - 14-16, Oct. 28, 2006
Held opponent to 200 or fewer total yards	.196, vs. Colorado State, L - 17-21, Oct. 16, 2004
Recorded six or more takeaways	.6, at Texas-El Paso, W - 34-0, Sept. 13, 2003
Recorded five or more takeaways	.6, at Texas-El Paso, W - 34-0, Sept. 13, 2003
Intercepted five or more passes	.6, vs. Wyoming, W - 38-16, Nov. 17, 2001
Intercepted four or more passes	.4, vs. UTEP, L, 27-34, Aug. 31, 2006
Intercepted three or more passes	.4, vs. UTEP, L, 27-34, Aug. 31, 2006
Recovered four fumbles	.4, at UCLA, L - 10-20, Sept. 27, 2003
Recovered three fumbles	.3, at Hawai'i, L - 38-49, Dec. 3, 2005
Scored a safety	.at New Mexico, L - 9-19, Oct. 23, 2004
Scored a touchdown	.vs. Wyoming, W - 34-21, Nov. 19, 2005

The Last Time SDSU

Recorded 10 tackles for loss15, vs. Colorado State, L - 17-21, Oct. 16, 2004
 Recorded five sacks6, vs. Colorado State, L - 17-21, Oct. 16, 2004

Individual

RUSHING

Had 300 or more yards300 by Marshall Faulk vs. Hawai'i, W - 52-28, Nov. 14, 1992
 Had 200 or more yards218 by Lynell Hamilton vs. Wyoming, W - 25-20, Oct. 25, 2003
 Had 175 or more yards218 by Lynell Hamilton vs. Wyoming, W - 25-20, Oct. 25, 2003
 Had 150 or more yards154 by Lynell Hamilton vs. Wyoming, W - 34-21, Nov. 19, 2005
 Had 125 or more yards154 by Lynell Hamilton vs. Wyoming, W - 34-21, Nov. 19, 2005
 Had 100 or more yards140 by Atiyah Henderson vs. Cal Poly, L - 14-16, Oct. 28, 2006

Carried 40 or more times40 by Lynell Hamilton vs. Wyoming, W - 25-20, Oct. 25, 2003
 Carried 35 or more times40 by Lynell Hamilton vs. Wyoming, W - 25-20, Oct. 25, 2003
 Carried 30 or more times30 by Lynell Hamilton vs. Brigham Young, W - 31-10, Oct. 1, 2005
 Carried 25 or more times26 by Atiyah Henderson vs. Cal Poly, L - 14-16, Oct. 28, 2006
 Rushed for four or more touchdowns4, by Larry Ned vs. Wyoming, W - 38-16, Nov. 17, 2001
 Rushed for three or more touchdowns4, by Larry Ned vs. Wyoming, W - 38-16, Nov. 17, 2001
 Rushed for two or more touchdowns2, by Darren Mougey vs. UTEP, L - 27-34, Aug. 31, 2006
 Had a run of 80 yards or more92, by Chris Hardy vs. Texas-El Paso, W 34-6, Nov. 16, 1985
 Had a run of 70 yards or more77, by Larry Ned at Utah, L- 16-38, Oct. 23, 1999
 Had a run of 60 yards or more61 by Kevin O'Connell at Utah, W - 28-19, Oct. 15, 2005
 Had a run of 50 yards or more61 by Kevin O'Connell at Utah, W - 28-19, Oct. 15, 2005

PASSING

Had 500 or more yards506, Adam Hall at Idaho, L, 38-48, Sept. 21, 2002
 Had 400 or more yards421, Kevin O'Connell at Hawai'i, L - 38-49, Dec. 3, 2005
 Had 300 or more yards421, Kevin O'Connell at Hawai'i, L - 38-49, Dec. 3, 2005
 Attempted 50 or more passes60, Adam Hall vs. Arizona State, L-28-39, Sept. 14, 2002
 Attempted 40 or more passes51, Kevin O'Connell at Hawai'i, L - 38-49, Dec. 3, 2005
 Attempted 30 or more passes51, Kevin O'Connell at Hawai'i, L - 38-49, Dec. 3, 2005
 Completed 40 or more passes40, Todd Santos vs. Stanford, L 40-44, Oct. 17, 1987
 Completed 35 or more passes39, Adam Hall at Colorado, L, 14-34, Sept. 7, 2002
 Completed 30 or more passes33, Kevin O'Connell at Hawai'i, L - 38-49, Dec. 3, 2005
 Threw five touchdown passes5, Adam Hall at Idaho, L, 38-48 - Sept. 21, 2002
 Threw four touchdown passes4, Kevin O'Connell vs. San Jose State, W - 52-21, Sept. 24, 2005
 Threw three touchdown passes3, Kevin O'Connell at Hawai'i, L - 38-49, Dec. 3, 2005
 Completed a pass of 80 yards or more80, Brett Swain from Kevin O'Connell at Ohio State, L - 6-27, Sept. 17, 2005
 Completed a pass of 70 yards or more80, Brett Swain from Kevin O'Connell at Ohio State, L - 6-27, Sept. 17, 2005
 Completed a pass of 60 yards or more66, Brett Swain from Kevin O'Connell at Wyoming, L - 24-27, Nov. 4, 2006
 Completed a pass of 50 yards or more66, Brett Swain from Kevin O'Connell at Wyoming, L - 24-27, Nov. 4, 2006

RECEIVING

Caught 15 or more passes18, J.R. Tolver, at Hawaii, Dec. 7, 2002
 Caught 10 or more passes13, Jeff Webb at Hawai'i, L - 38-49, Dec. 3, 2005
 Had 200 or more yards receiving253, Jeff Webb vs. Brigham Young, Oct. 4, 2003
 Had 175 or more yards receiving253, Jeff Webb vs. Brigham Young, Oct. 4, 2003
 Had 150 or more yards receiving253, Jeff Webb vs. Brigham Young, Oct. 4, 2003
 Had 100 or more yards receiving142, Jeff Webb at Hawai'i, L - 38-49, Dec. 3, 2005
 Had two 100-yard receivers142 Jeff Webb and 119 Chaz Schilens, at Hawai'i, L - 38-49, Dec. 3, 2005
 Caught three or more TDs3, Jeff Webb vs. Brigham Young, Oct. 4, 2003
 Caught two or more TDs2, Ramal Porter vs. Cal Poly, L - 14-16, Oct. 28, 2006

TOTAL OFFENSE

Had 500 or more yards total offense506, Adam Hall, at Idaho, Sept. 21, 2002
 Had 400 or more yards total offense432, Kevin O'Connell at Hawai'i, L - 38-49, Dec. 3, 2005
 Had 100 yards both passing and rushing229 (passing), 101 (rushing), Kevin O'Connell at Brigham Young, L, 16-49, Nov. 6, 2004

The Last Time SDSU

SCORING

Accounted for four or more TDs 4, Kevin O'Connell at Hawai'i, L - 38-49, Dec. 3, 2005
 Accounted for three or more TDs 4, Kevin O'Connell at Hawai'i, L - 38-49, Dec. 3, 2005

DEFENSE

Intercepted two or more passes 2, Donny Baker vs. UTEP, L - 27-34, Aug. 31, 2006
 Recovered three or more fumbles Never
 Recovered two or more fumbles 2, Kirk Morrison at New Mexico, Nov. 9, 2002
 Recorded 15 or more tackles 15, Joe Martin 66, Brett Swain from Kevin O'Connell at Wyoming, L - 24-27, Nov. 4, 2006

SPECIAL TEAMS

Scored 15 or more points kicking 16, Tommy Kirovski, at Hawaii, L - 40-41, Dec. 7, 2002
 Scored 10 or more points kicking 11, Garrett Palmer at Air Force, L - 29-41, Sept. 10, 2005
 Kicked five or more field goals Never
 Kicked four or more field goals 4, J.C. Mejia vs. Wyoming, W - 25-20, Oct. 25, 2003
 Kicked two field goals of 50 or more yards 51 and 50, Chris O'Brien vs. New Mexico, Nov. 17, 1984
 Kicked one field goal of more than 50 yards 51, J.C. Mejia, at Colorado St., L - 6-21, Nov. 15, 2003
 Kicked a 50-yard field goal 50, Garrett Palmer vs. Nevada, W - 27-10, Sept. 25, 2004
 Kicked a punt 70 or more yards 78, Michael Hughes at UNLV, L - 10-13, Oct. 8, 2005
 Kicked a punt 60 or more yards 78, Michael Hughes at UNLV, L - 10-13, Oct. 8, 2005
 Punted nine or more times 11, Michael Hughes at Ohio State, L - 6-27, Sept. 17, 2005
 Totaled 100 or more kick return yards 113, Michael Franklin at Hawai'i, L - 38-49, Dec. 3, 2005
 Totaled 100 or more punt return yards 107, Kyle Conerly vs. UNLV, W, 31-21, Oct. 26, 2002

SDSU Season Statistics

Record: 2-7 (Home: 2-3; Away: 0-4)

Mountain West Conference: 2-3 (Home: 2-1; Away: 0-2)

Date	Opponent	Time/Result	Att.	Opp. Rk
A.31	UTEP	L 27-34	34,723	rv/rv
S.16	at Wisconsin	L 0-14	81,090	rv/rv
S.23	Utah*	L 7-38	53,794	
S.30	San Jose State	L 10-31	14,361	
O.7	at Brigham Young*	L 17-47	60,804	
O.21	Air Force*	W 19-12	26,871	
O.28	Cal Poly (HC)	L 14-16	20,974	
N.4	at Wyoming*	L 24-27	14,012	
N.11	UNLV*	W 21-7	21,445	
N.18	at TCU*	3 p.m. CT		
N.25	at New Mexico*	12:30 p.m. MT		
D.2	Colorado State*	5 p.m. PT		

* - Mountain West Conference Game. HC - Homecoming. Ranking refers to AP/USA Today Poll at game time. rv - receiving votes.

SCORE BY QTR	1st	2nd	3rd	4th	OT	Total
San Diego State	44	27	28	40	-	139
Opponents	40	69	58	59	-	226

TEAM STATISTICS

	San Diego State	Opponents
SCORING	139	226
Points Per Game	15.4	25.1
FIRST DOWNS	135	171
Rushing	69	94
Passing	53	63
Penalty	13	14
RUSHING YARDAGE	1,111	1,559
Yards gained rushing	1,327	1,719
Yards lost rushing	216	160
Rushing Attempts	332	369
Average Per Rush	3.3	4.2
Average Per Game	123.4	173.2
TDs Rushing	8	10
PASSING YARDAGE	1,370	1,449
Att-Comp-Int	201-126-12	208-123-8
Average Per Pass	6.8	7.0
Average Per Catch	10.9	11.8
Average Per Game	152.2	161.0
TDs Passing	6	15
TOTAL OFFENSE	2,481	3,008
Total Plays	533	577
Average Per Play	4.7	5.2
Average Per Game	275.7	334.2
KICK RETURNS: #-YARDS	34-547	23-527
PUNT RETURNS: #-YARDS	13-72	19-198
INT RETURNS: #-YARDS	8-69	12-210
KICK RETURN AVERAGE	16.1	22.9
PUNT RETURN AVERAGE	5.5	10.4
INT RETURN AVERAGE	8.6	17.5
FUMBLES-LOST	20-6	12-8
PENALTIES-YARDS	61-539	37-339
Average Per Game	59.9	37.7
PUNTS-YARDS	46-1841	27-1088
Average Per Punt	40.0	40.3
Net punt average	32.7	35.4
TIME OF POSSESSION/GAME	30:24	29:36
3RD-DOWN CONVERSIONS	44/121	51/118
3rd-Down Pct	36%	43%
4TH-DOWN CONVERSIONS	7/12	8/15
4th-Down Pct	58%	53%
SACKS BY-YARDS	9-71	19-106
MISC YARDS	8	0
TOUCHDOWNS SCORED	17	29
FIELD GOALS-ATTEMPTS	7-11	9-20
ON-SIDE KICKS	0-2	0-0
RED-ZONE SCORES	14-17 82%	26-41 63%
RED-ZONE TOUCHDOWNS	9-17 53%	19-41 46%
PAT-ATTEMPTS	16-16 100%	25-29 86%
ATTENDANCE	157,807	170,267
Games/Avg Per Game	5/31,561	4/42,567

RUSHING

Player	G	Att.	Gain	Loss	Net	Avg.	TD	Long	YPG	10+	5+	Hi Gm
HENDERSON, Atiy	9	140	686	23	663	4.7	0	40	73.7	20	56	142
BORNES, Brandon	9	42	161	4	157	3.7	2	14	17.4	2	16	60
HAMILTON, Lynel	5	54	166	21	145	2.7	1	12	29.0	3	12	53
MOUGEY, Darren	4	36	130	45	85	2.4	2	20	21.2	4	11	98
O'CONNELL, Kevi	3	16	73	37	36	2.2	1	28	12.0	2	6	25
WESLEY, Mekell	7	2	19	0	19	9.5	0	14	2.7	1	2	14
STURM, Brett	9	2	18	0	18	9.0	0	12	2.2	1	2	12
PORTER, Ramal	9	1	7	0	7	7.0	0	7	0.9	0	1	7
SWAIN, Brett	9	2	2	0	2	1.0	0	2	0.2	0	0	2
CAMPBELL, Tyler	8	10	16	9	7	0.7	2	4	0.8	0	0	1
TEAM	1	1	0	9	-9	-9.0	0	0	-9.0	0	0	
CRAFT, Kevin	7	26	49	68	-19	-0.7	0	12	-3.2	1	4	11
SAN DIEGO STATE	9	332	1,327	216	1,111	3.3	8	40	123.4	34	110	204
OPPONENTS	9	369	1,719	160	1,559	4.2	10	53	173.2	45	127	297

PASSING

Player	G	Effic.	Cmp.	Att.	Int.	Pct.	Yds.	TD	Long	YPG
CRAFT, Kevin	7	116.73	60	103	5	58.3	679	4	60	97.0
MOUGEY, Darren	4	99.42	43	71	6	60.6	432	1	36	108.0
O'CONNELL, Kevi	3	170.58	23	27	1	85.2	259	1	66	86.3
SAN DIEGO STATE	9	117.85	126	201	12	62.7	1,370	6	66	152.2
OPPONENTS	9	133.76	123	208	8	59.1	1,449	15	68	154.8

RECEIVING

Player	G	No.	Yds.	Avg.	TD	Long	YPG	20+	10+	Rec.	Yards
SWAIN, Brett	9	33	372	11.3	2	66	41.3	4	15	5	73
SCHILENS, Chaz	9	26	420	16.2	2	60	46.7	6	16	6	77
PORTER, Ramal	9	17	209	12.3	2	34	23.2	3	10	8	70
HAMILTON, Lynel	5	15	102	6.8	0	36	20.4	1	2	6	64
HENDERSON, Atiy	9	11	26	2.4	0	7	2.9	0	0	3	10
SPINKS, Brian	5	9	91	10.1	0	17	18.2	0	6	4	40
KAWULOK, Matthe	9	4	66	16.5	0	24	7.3	2	3	1	24
WESLEY, Mekell	7	4	18	4.5	0	8	2.6	0	0	1	12
BORNES, Brandon	9	3	27	9.0	0	9	3.0	0	0	2	18
MONTGOMERY, Mar	4	1	13	13.0	0	13	3.2	0	1	1	13
AMARAL, Justin	7	1	12	12.0	0	12	2.0	0	1	1	12
TOLEDO, Jon	2	1	7	7.0	0	7	3.5	0	0	1	7
MILLER, Robert	5	1	7	7.0	0	7	1.4	0	0	1	7
SAN DIEGO STATE	9	126	1370	10.9	6	66	152.2	16	54	24	275
OPPONENTS	9	123	1449	11.8	15	68	161.0	19	51	20	282

SCORING

Player	TD	FGs	-----PATs-----				DXP	Safety	Points
			Kick	Rush	Rcv.	Pass			
PALMER, Garrett	0	7-11	16-16	0-0	0	0-0	0	0	37
SCHILENS, Chaz	2	0-0	0-0	0-0	0	0-0	0	0	12
PORTER, Ramal	2	0-0	0-0	0-0	0	0-0	0	0	12
MOUGEY, Darren	2	0-0	0-0	0-0	0	0-0	0	0	12
CAMPBELL, Tyler	2	0-0	0-0	0-0	0	0-0	0	0	12
BORNES, Brandon	2	0-0	0-0	0-0	0	0-0	0	0	12
SWAIN, Brett	2	0-0	0-0	0-0	0	0-0	0	0	12
BASS, Ray	1	0-0	0-0	0-0	0	0-0	0	0	6
O'CONNELL, Kevin	1	0-0	0-0	0-0	0	0-0	0	0	6
MCKAY, T.J.	1	0-0	0-0	0-0	0	0-0	0	0	6
HULL, Marc	1	0-0	0-0	0-0	0	0-0	0	0	6
HAMILTON, Lynel	1	0-0	0-0	0-0	0	0-0	0	0	6
SAN DIEGO STATE	17	7-11	16-16	0-0	0	0-0	0	0	139
OPPONENTS	29	9-20	25-29	0-0	0	0-0	0	0	226

PUNTING

Player	No.	Yards	Avg.	Long	TB	FC	In.20	50+	Blkd.	Net Yds.	Avg.
HUGHES, Michael	42	1,700	40.5	64	6	6	6	7	0	1,403	33.4
GOMEZ, Alan	4	141	35.2	44	1	0	0	0	0	100	25.0
SAN DIEGO STATE	46	1,841	40.0	64	7	6	6	7	0	1,503	32.7
OPPONENTS	27	1,088	40.3	54	3	5	9	4	0	956	35.4

FIELD GOALS

Player	FGM-FGA	Pct	01-19	20-29	30-39	40-49	50-99	Lg	Blk
PALMER, Garrett	7-11	63.6	0-0	0-0	5-5	2-4	0-2	48	0
UTEP: 46gd, 52wl, 47wl, 35gd; Wisconsin: none; Utah: none; San Jose State: 30gd; Brigham Young: 48gd; Air Force: 35gd, 30gd; Cal Poly: 52sh, 48wl; Wyoming: 35gd; UNLV: none.									
SAN DIEGO STATE	7-11	63.6	0-0	0-0	5-5	2-4	0-2	48	0
OPPONENTS	9-20	45.0	0-0	4-6	4-7	0-3	1-4	52	0

PUNT RETURNS

Player	No.	Yds	Avg	TD	Long
AMARAL, Justin	9	60	6.7	0	15
PORTER, Ramal	2	7	3.5	0	6
BAKER, Donny	2	5	2.5	0	4
SAN DIEGO STATE	13	72	5.5	0	15
OPPONENTS	19	198	10.4	0	29

SAN DIEGO STATE GAME NOTES WEEK TEN - at TCU

KICKOFF RETURNS

Player	G	No.	Yards	Avg.	TD	Long
AMARAL, Justin		21	339	16.1	0	37
PORTER, Ramal		8	137	17.1	0	26
CAMPBELL, Tyler		4	56	14.0	0	19
KAWULOK, Matthe		1	15	15.0	0	15
SAN DIEGO STATE	9	34	547	16.1	0	37
OPPONENTS	9	23	527	22.9	0	48

INTERCEPTION RETURNS

Player	G	No.	Yards	Avg.	TD	Long
BAKER, Donny		2	0	0.0	0	0
BASS, Ray		2	49	24.5	1	49
SCHANTZ, Andrew		1	10	10.0	0	10
MCKAY, T.J.		1	10	10.0	0	10
MAZE, Terrell		1	0	0.0	0	0
STURM, Brett		1	0	0.0	0	0
SAN DIEGO STATE	9	8	69	8.6	1	49
OPPONENTS	9	12	210	17.5	3	39

FUMBLE RETURNS

Player	G	No.	Yards	Avg.	TD	Long
HULL, Marc		1	2	2.0	1	2
MCKAY, T.J.		1	23	23.0	1	23
GRIGSBY, Reggie		1	1	1.0	0	1
SAN DIEGO STATE	9	3	26	8.7	2	23
OPPONENTS	9	0	0	0.0	1	0

TOTAL OFFENSE

Player	G	Plays	Rush	Pass	Total	YPG
HENDERSON, Atiyah	9	140	663	0	663	73.7
CRAFT, Kevin	7	129	-19	679	660	94.3
MOUGEY, Darren	4	107	85	432	517	129.2
O'CONNELL, Kevin	3	43	36	259	295	98.3
BORNES, Brandon	9	42	157	0	157	17.4
HAMILTON, Lynell	5	54	145	0	145	29.0
WESLEY, Mekell	7	2	19	0	19	2.7
STURM, Brett	9	2	18	0	18	2.0
CAMPBELL, Tyler	9	10	7	0	7	0.8
PORTER, Ramal	9	1	7	0	7	0.8
SWAIN, Brett	9	2	2	0	2	0.2
TEAM	1	1	-9	0	-9	-9.0
SAN DIEGO STATE	9	533	1111	1370	2481	275.7
OPPONENTS	9	577	1559	1449	3008	334.2

ALL PURPOSE

Player	G	Rush	Rec.	PR	KOR	IR	Total	YPG
HENDERSON, Atiyah	9	663	26	0	0	0	689	76.6
SCHILENS, Chaz	9	0	420	0	0	0	420	46.7
AMARAL, Justin	7	0	12	60	339	0	411	58.7
SWAIN, Brett	9	2	372	0	0	0	374	41.6
PORTER, Ramal	9	7	209	7	137	0	360	40.0
HAMILTON, Lynell	5	145	102	0	0	0	247	49.4
BORNES, Brandon	9	157	27	0	0	0	184	20.4
SPINKS, Brian	5	0	91	0	0	0	91	18.2
MOUGEY, Darren	4	85	0	0	0	0	85	21.2
KAWULOK, Matthew	9	0	66	0	15	0	81	9.0
CAMPBELL, Tyler	9	7	0	0	56	0	63	7.0
WESLEY, Mekell	7	19	18	0	0	0	37	5.3
O'CONNELL, Kevin	3	36	0	0	0	0	36	12.0
STURM, Brett	9	18	0	0	0	0	18	2.0
MONTGOMERY, Marcus	4	0	13	0	0	0	13	3.2
SCHANTZ, Andrew	9	0	0	0	0	10	10	1.1
MCKAY, T.J.	8	0	0	0	0	10	10	1.2
MILLER, Robert	5	0	7	0	0	0	7	1.4
TOLEDO, Jon	2	0	7	0	0	0	7	3.5
BAKER, Donny	7	0	0	5	0	0	5	0.7
TEAM	1	-9	0	0	0	0	-9	-9.0
CRAFT, Kevin	7	-19	0	0	0	0	-19	-2.7
SAN DIEGO STATE	9	1111	1370	72	547	69	3169	352.1
OPPONENTS	9	1559	1449	198	527	210	3943	438.1

ATTENDANCE

Site	G	Attend.	Average	High	W-L
San Diego	5	157,807	31,561	53,794	2-3
Road	4	170,267	42,567	81,090	0-4

FIRST DOWNS EARNED

Player	Rush	Pass	Rec.	Total
Atiyah Henderson	32	-	2	32
Kevin Craft	1	31	-	32
Darren Mougey	8	15	-	23
Brett Swain	-	-	17	17
Kevin O'Connell	6	7	-	13
Brandon Bornes	13	-	-	13
Chaz Schilens	-	-	12	12
Ramal Porter	-	-	12	12
Lynell Hamilton	6	-	3	9
Brian Spinks	-	-	3	3
Matthew Kawulok	-	-	3	3
Mekell Wesley	1	-	1	2
Tyler Campbell	1	-	-	1
Brett Sturm	1	-	-	1
SAN DIEGO STATE	69	53	53	

FUMBLES

Player	No.	Lost
Kevin Craft	5	0
Darren Mougey	4	0
Atiyah Henderson	5	3
Brandon Bornes	1	0
Tyler Campbell	2	0
Kevin O'Connell	1	1
Brett Swain	1	1
Team	1	1
SAN DIEGO STATE	20	6
OPPONENTS	12	8

CONSECUTIVE TOUCHES WITHOUT A

Player	Season	Total
Lynell Hamilton	69	89

Includes rushing and receptions for running backs and wide receivers; includes snaps handled for quarterbacks.

SAN DIEGO STATE GAME NOTES WEEK TEN - at TCU

DEFENSE

Player	GP	-----Tackles-----			TFL/Yds.	-Sacks-		----Pass Def----		QBH	----Fumbles----		Blkd Kick	Saf.
		Solo	Ast.	Total		No.-Yards	Int.-Yds	BrUp	Rcv.-Yds		FF			
51 MARTIN, Joe	9	41	39	80	6.0-23	2.0-14	.	2	.	.	1	.	.	
46 ALLEN, Russell	9	36	32	68	5.0-10	.	1	
12 STURM, Brett	9	39	20	59	2.0-11	1.0-10	1-0	
94 OSBORN, Nick	9	20	24	44	3.5-12	1.0-5	.	1	.	2-0	1	1	.	
9 MAZE, Terrell	9	31	12	43	3.0-10	.	1-0	5	.	1-0	1	.	.	
93 APPLEWHITE, Ant	9	21	17	38	4.5-28	2.5-25	1	.	
99 BAILES, Jonatha	9	15	19	34	4.5-17	2.0-14	2	.	.	
31 GRIGSBY, Reggie	8	22	11	33	.	.	.	3	.	1-1	1	.	.	
3 BAKER, Donny	7	24	4	28	1.5-7	.	2-0	5	
20 BASS, Ray	9	23	2	25	3.0-5	.	2-49	4	.	.	1	.	.	
45 SCHANTZ, Andrew	9	14	10	24	2.5-3	.	1-10	.	1	
55 METROKA, Emil	8	10	10	20	2.5-5	0.5-3	
36 MARTIN, Brett	9	11	9	20	.	.	.	1	
91 NWANSI, Ornan	9	5	11	16	1-0	.	.	.	
43 MOORE, Aaron	8	12	4	16	1.0-4	.	.	1	
35 LAOLAGI, Luke	9	7	3	10	1.0-2	
5 MCKAY, T.J.	8	7	2	9	.	.	1-10	1	.	2-23	.	.	.	
42 SANDFORD, Nick	9	9	.	9	
24 DUNKLE, Freddy	9	8	1	9	
54 AMANO, Frederic	4	4	4	8	
92 FIFITA, Siaosi	8	.	3	3	
41 DEMARTINIS, Ton	7	1	2	3	1.0-1	
26 ARMSTRONG, Gera	8	1	2	3	
34 MILLING, Jerry	8	1	1	2	
58 HULL, Marc	9	2	.	2	1-2	.	.	.	
96 NELSON, Peter	2	.	2	2	
48 PARRINGTON, Tre	6	1	.	1	
52 SCHMITT, Tyler	9	.	1	1	
59 SMITH, Nick	8	1	.	1	
82 SPINKS, Brian	5	1	.	1	
3 CRAFT, Kevin	7	1	.	1	
47 HOWARD, Kwan	3	.	1	1	
7 O'CONNELL, Kevi	3	1	.	1	
4 MOUGEY, Darren	4	1	.	1	
88 KAWULOK, Matthe	9	1	.	1	
23 CAMPBELL, Tyler	9	1	.	1	
77 SCHMIDT, Mike	9	1	.	1	
14 PALMER, Garrett	9	.	1	1	
50 EDWARDS, Ted	2	1	.	1	
SAN DIEGO STATE	9	374	247	621	41-138	9-71	8-69	24	1	8-26	7	2	.	
OPPONENTS	9	341	240	581	51-173	19-106	12-210	12	4	6-0	9	.	.	

2006 SAN DIEGO STATE SINGLE-GAME HIGHS

INDIVIDUAL

Longest Scoring Run - 14, Darren Mougey vs. UTEP (8-31-06)
Longest Non-Scoring Run - 40, Atiyah Henderson vs. Utah (9-23-06)
Longest Scoring Pass - 66, Brett Swain from Kevin O'Connell at Wyoming (11-4-06)
Longest Non-Scoring Pass - 41, Chaz Schilens from Kevin Craft at BYU (10-7-06)
Longest Kickoff Return - 37, Justin Amaral at Wyoming (11-4-06)
Longest Punt Return - 15, Justin Amaral at Wyoming (11-4-06)
Longest Interception Return - 49, Ray Bass vs. UNLV (11-11-06)
Longest Punt - 64, Michael Hughes at Wyoming (11-4-06)
Longest Field Goal - 48, Garrett Palmer at BYU (10-7-06)
Most Touchdowns - 2, Darren Mougey vs. UTEP (8-31-06) and Ramal Porter vs. Cal Poly (10-28-06)
Most Rushing Attempts - 26, Atiyah Henderson vs. Cal Poly (10-28-06)
Most Rushing Yards - 142, Atiyah Henderson vs. Air Force (10-21-06)
Most Pass Attempts - 32, Kevin Craft at BYU (10-7-06)
Most Pass Completions - 20, Kevin Craft at BYU (10-7-06)
Most Interceptions Thrown - 4, Darren Mougey vs. Utah (9-23-06)
Most Passing Yards - 216, Kevin Craft at BYU (10-7-06)
Most Touchdown Passes - 2, Kevin Craft vs. Cal Poly (10-28-06)
Most Receptions - 8, Ramal Porter at BYU (10-7-06)
Most Receiving Yards - 77, Chaz Schilens at BYU (10-7-06)
Most Field Goals Attempted - 4, Garrett Palmer vs. UTEP (8-31-06)
Most Field Goals Made - 2, Garrett Palmer vs. UTEP (8-31-06) and vs. Air Force (10-21-06)
Most Pass Interceptions - 2, Donny Baker vs. UTEP (8-31-06)
Most Tackles - 16, Joe Martin vs. Air Force (10-21-06)
Most Solo Tackles - 10, Joe Martin at Wyoming (11-4-06), Antwan Applewhite and Russell Allen vs. Cal Poly (10-28-06)
Most Quarterback Sacks - 1 - seven times
Most Tackles for Loss - 2 - five times
Most Passes Broken Up - 3, Terrell Maze at Wyoming (11-4-06)

TEAM BESTS/HIGHS

Most First Downs - 22, vs. UTEP (8-31-06)
Most Rushing Attempts - 46, vs. UTEP (8-31-06)
Most Rushing Yards - 204, vs. Utah (9-23-06)
Most Pass Attempts - 32, at BYU (10-7-06)
Most Completions - 24, vs. UTEP (8-31-06)
Most Interceptions Thrown - 5, vs. Utah (9-23-06)
Most Passing Yards - 275, vs. UTEP (8-31-06)
Most Total Offense - 384, vs. UTEP (8-31-06)
Fewest Fumbles - 1, vs. Utah (9-23-06)
Most Fumbles - 4, vs. UTEP (8-31-06) and vs. Cal Poly (10-28-06)
Fewest Turnovers - 0, vs. Air Force (10-21-06)
Most Turnovers - 5, vs. Utah (9-23-06)
Most Offensive Plays - 76, vs. UTEP (8-31-06)
Most Time of Possession - 38:55, at BYU (10-7-06)
Longest Touchdown Drive - 85, at Wyoming (11-4-06)
Long Field Goal Drive - 76, vs. Air Force (10-21-06)

DEFENSIVE BESTS

Fewest First Downs Allowed - 12, vs. UTEP (8-31-06)
Fewest Rushing Attempts Allowed - 20, vs. UTEP (8-31-06)
Fewest Rushing Yards Allowed - 30, vs. UTEP (8-31-06)
Fewest Pass Attempts Allowed - 7, vs. Air Force (10-21-06)
Fewest Pass Completions Allowed - 4, vs. Air Force (10-21-06)
Fewest Passing Yards Allowed - 47, vs. Air Force (10-21-06)
Most Interceptions - 4, vs. UTEP (8-31-06)
Fewest Total Plays Allowed - 48, vs. UTEP (8-31-06)
Fewest Total Yards Allowed - 243, vs. UTEP (8-31-06)
Most Fumbles Forced - 2, at Wisconsin (9-16-06)
Most Passes Broken Up - 5, at Wyoming (11-4-06)
Most Quarterback Sacks - 3, at Wyoming (11-4-06)
Most Tackles for Loss - 7, vs. UTEP (8-31-06), vs. Cal Poly (10-28-06) at Wyoming (11-4-06)

SAN DIEGO STATE GAME NOTES WEEK TEN - at TCU

DRIVE ENGINEERING

Quarterback	Drives		Drives Ended By							Points Yielded	Pts./Drive	QB Efficiency
	Started	TD	FG	MFG	Punts	Downs	TO	SF	Clock			
Mougey	44	6	4	0	23	1	8	0	2	54	1.23	23.8
Craft	42	5	2	2	19	4	7	0	3	41	0.98	23.1
O'Connell	15	3	1	2	4	0	3	0	2	24	1.60	46.2
SAN DIEGO STATE	101	14	7	4	46	5	18	0	7	119	1.14	26.6
OPPONENTS	98	24	9	11	27	6	16	0	6	198	2.02	47.8

QB Efficiency is drives that resulted in scores or missed field goals divided by number of drives minus drives ended by the clock.
When two quarterbacks are involved in a drive, the quarterback that began the drive will receive credit for points yielded.

RED ZONE

	Times		Drives Ended By							Total Points	TD Pct.	Scoring Pct.
	Inside Opp.	20	TD	FG	MFG	Punts	Downs	TO	Clock			
SAN DIEGO STATE	20	9	5	0	0	2	0	1	78	45.0	70.0	
OPPONENTS	41	19	7	7	0	1	6	1	150	46.3	63.4	

AVERAGE STARTING FIELD POSITION

	Times		Total Yard Line	Average Field Pos	Started in Plus Territory	Scores	TD	FG	MFG	Punts	Downs	TO	Clock	Total Points
	Started	20												
SAN DIEGO STATE	101	2,589	25.63	3	3	3	0	0	0	0	0	0	0	21
OPPONENTS	98	3,587	36.60	20	9	6	3	3	1	1	4	2	50	

Does not include defensive returns for touchdowns.

TURNOVERS

San Diego State's 18 turnovers led to 51 Opponent points: 6 TD, 3 FG; 22.6% of Opponents' total points (226).

Opponent's 16 turnovers led to 44 San Diego State points: 6 TD, 1 FG; 31.7% of San Diego State's total points (139).

Line of Scrimmage	Own Territory					Opponent Territory					Returned By Opp					TO By Quarter				
	EZ/G-10	11-20	21-30	31-40	41-50	49-40	39-30	29-20	19-10	9-G/EZ	Total	for TD	1	2	3	4				
SAN DIEGO STATE TOs	4	1	3	3	3	2	2	0	0	0	18	4	2	5	3	8				
OPPONENTS TOs	3	0	2	0	0	2	1	5	2	1	16	3	3	4	4	5				

Yard line refers to where opponent took over possession.

SCORING DRIVE ANALYSIS

Distance	SDSU		Opponent	
	TD	FG	TD	FG
(minus)	0	0	0	0
0-9	1	0	4	1
10-19	0	0	0	0
20-29	2	0	1	1
30-39	0	0	2	0
40-49	1	1	3	1
50-59	0	3	2	2
60-69	2	1	6	1
70-79	4	1	4	1
80-89	3	0	4	0
90-99	0	0	0	0

GAME OPENING DRIVES

Game	SDSU			Opponent		
	Pts.	FD	Yrds.	Pts.	FD	Yrds.
UTEP	3	2	52	0	2	61
at Wisconsin	0	3	44	0	2	35
Utah	7	6	74	7	5	77
at San Jose State	0	0	6	0	0	9
at Brigham Young	7	3	43	3	2	41
Air Force	0	0	7	0	3	36
Cal Poly	0	0	-2	0	0	-3
at Wyoming	7	1	62	0	0	5
UNLV	0	2	31	0	1	19
at TCU						
at New Mexico						
Colorado State						

SECOND HALF OPENING DRIVES

Game	SDSU			Opponent		
	Pts.	FD	Yrds.	Pts.	FD	Yrds.
UTEP	0	1	14	7	3	41
at Wisconsin	0	0	8	0	2	20
Utah	0	2	37	0	4	60
at San Jose State	0	2	64	0	1	35
at Brigham Young	7	2	80	7	3	63
Air Force	7	3	76	3	4	70
Cal Poly	0	1	7	0	1	8
at Wyoming	0	0	-9	7	5	74
UNLV	0	1	24	0	1	28
at TCU						
at New Mexico						
Colorado State						

SAN DIEGO STATE BIG PLAYS (20+ YARDS)

Yards	Play	Opponent	Quarter	Player(s)
66*	Pass	Wyoming	4th	Kevin O'Connell to Brett Swain (1st and 10, own 34)t
60*	Pass	Wyoming	1st	Kevin Craft to Chaz Schilens (2nd and 8, own 40)
49*	Pass	Air Force	3rd	Kevin Craft to Chaz Schilens (1st and 10, AF 49)
41	Pass	BYU	3rd	Kevin Craft to Chaz Schilens (1st and 10, BYU 42)
40	Run	Utah	4th	Atiyah Henderson (2nd and 1, own 29)
36	Pass	UTEP	3rd	Darren Mougey to Lynell Hamilton (1st and 10, own 38)
34*	Pass	Cal Poly	1st	Kevin Craft to Ramal Porter (1st and 10, CP 34)
33	Pass	UNLV	4th	Kevin O'Connell to Brett Swain (2nd and 4, own 43)
28	Rush	UTEP	1st	Kevin O'Connell (3rd and 6, own 36)
26	Run	Air Force	2nd	Atiyah Henderson (1st and 10, own 22)
26	Pass	Utah	3rd	Darren Mougey to Chaz Schilens (3rd and 10 own 32)
25*	Pass	Cal Poly	1st	Kevin Craft to Ramal Porter (1st and 10, CP 25)
25	Pass	Wisconsin	3rd	Darren Mougey to Chaz Schilens (1st and 10, own 38)
24	Pass	Air Force	3rd	Kevin Craft to Matthew Kawulok (2nd and 10, own 27)
23	Run	BYU	3rd	Atiyah Henderson (1st and 10, own 35)
23	Pass	UTEP	1st	O'Connell to Matthew Kawulok (1st and 10, own 41)
23	Pass	UTEP	4th	Darren Mougey to Brett Swain (1st and 10, own 18)
21	Run	Utah	4th	Atiyah Henderson (1st and 10, Utah 31)
20	Run	BYU	1st	Kevin Craft to Ramal Porter (2nd and 6, own 47)
20	Pass	SJSU	1st	Darren Moge to Brett Swain (3rd and 10, own 20)
20	Run	Utah	1st	Darren Mougey (3rd and 4, Utah 36)
20	Pass	UTEP	3rd	Darren Mougey to Chaz Schilens (1st and 10, own 39)

* - Play resulted in a touchdown

OPPONENT BIG PLAYS (20+ YARDS)

Yards	Play	Opponent	Quarter	Player(s)
68*	Pass	SJSU	3rd	Adam Trafalis to John Broussard (2nd and 4, own 32)
53*	Run	Wisconsin	3rd	P. J. Hill rush (1st and 10, own 47)
48	Run	Wisconsin	4th	Dywon Rowan rush (1st and 10, own 42)
47*	Pass	SJSU	1st	James Jones to John Broussard (1st and, SD 47)
44	Pass	Cal Poly	2nd	Matt Brennan to Ramses Barden (2nd and 12, own 18)
43	Pass	BYU	2nd	John Beck to Zac Collie (3rd and 7, own 38)
41	Pass	UTEP	2nd	Jordan Palmer to Higgins (2nd and 7, own 32)
38	Run	Cal Poly	2nd	James Nobel rush (3rd and 11, own 34)
38	Pass	BYU	2nd	John Beck to Nathan Meikle (1st and 10, SD 46)
36	Pass	SJSU	2nd	Adam Tradralis to John Broussard (2nd and 6, own 47)
36	Pass	UTEP	1st	Jordan Palmer to Dan Robinson (1st and 10, own 20)
34	Pass	BYU	3rd	John Beck to McKay Jacobson (3rd and 2, SD 41)
32	Run	Wisconsin	2nd	P.J. Hill rush (2nd and 2, own 38)
29*	Pass	BYU	1st	John Beck to Zac Collie (1st and 10, SD 29)
28*	Pass	Cal Poly	2nd	Matt Brennan to Ramses Barden (1st and 10, SD 28)
27	Pass	Air Force	3rd	Shaun Carney to Justin Handley (1st and 6, own 49)
27	Pass	UTEP	4th	Jordan Palmer to Joe West (3rd and 14, SD 32)
26	Pass	UNLV	4th	Rocky Hinds to Ryan Wolfe (2nd and 10, own 36)
25	Run	Air Force	4th	Chad Hall rush (2nd ND 12, own 14)
25	Pass	Utah	2nd	Brett Ratliff to Brent Casteel (3rd and 9, SD 45)
24	Pass	UNLV	3rd	Rocky Hinds to Chris Butler (2nd and 6, own 40)
23	Run	Wyoming	1st	Joseph Harris rush (2ns and 10, SD 37)
22	Pass	Utah	1st	Brett Ratliff to Brent Casteel (1st and 20, own 34)
21	Pass	SJSU	2nd	Adam Trafalis to Yonus Davis (2nd and 9, own 22)
21	Pass	SJSU	1st	Adam Trafalis to Jeff Clark (2nd and 10, SD 48)
21	Run	Utah	1st	Brett Tatliff rush (1st and 10, SD 21)
21	Run	Utah	1st	Brett Tatliff rush (2nd and 10, own 23)
21	Pass	Wisconsin	4th	John Stocco pass to Travis Beckum (2nd and 7, own 46)

* - Play resulted in a touchdown

SAN DIEGO STATE GAME NOTES WEEK TEN - at TCU

GAME SUMMARIES

Game	Score	Score By Quarters				First Downs				Rushing			Passing			Total Off.		Return	Punting	Fumbles	Pen.	Third	Avg.	ToP
		1	2	3	4	Tot	Ru	Pa	Pn	Att	Yards	TD	A-C-I	Yards	TD	Att	Yards	Yards	No-Avg	No-Lost	No-Yds	Downs	F. Pos	
at SDSU	27	3	0	7	17	22	12	10	0	46	109	3	30-24-2	275	0	76	384	96	2-17.5	4-1	5-39	9-19	SD 30	37:32
UTEP	34	0	14	13	7	12	1	9	2	19	30	1	29-20-4	213	3	48	243	122	2-34.0	1-0	0-0	5-10	UT 40	22:28
SDSU	0	0	0	0	0	7	2	3	2	26	13	0	26-13-0	102	0	53	115	40	12-39.8	2-1	3-26	2-16	SD 27	25:31
at Wisconsin	14	0	0	7	7	14	9	5	0	45	287	1	23-12-0	85	0	68	372	57	6-39.7	2-1	4-45	7-17	WI 34	34:29
at SDSU	7	7	0	0	0	15	10	4	1	45	204	0	20-9-5	83	1	65	287	106	4-40.8	1-0	8-49	6-14	SD 22	32:16
Utah	38	7	14	7	10	23	13	10	0	41	192	2	28-13-1	167	1	69	359	148	3-38.3	1-1	4-40	9-14	UU 37	27:44
SDSU	10	0	10	0	0	10	8	1	1	39	163	1	16-10-2	76	0	55	239	81	4-31.0	2-1	11-103	3-12	SD 28	29:45
at San Jose St.	31	7	7	14	3	20	8	9	3	36	136	1	23-19-0	282	3	59	418	43	3-37.7	2-2	5-45	3-10	SJ 33	30:15
SDSU	17	3	0	14	0	21	7	12	2	38	141	2	32-20-1	216	0	70	357	58	5-41.6	2-1	10-110	5-13	SD 20	38:55
at BYU	47	20	20	7	0	23	8	11	4	32	152	2	21-16-0	267	4	53	419	132	2-47.5	2-1	5-17	6-9	BY 41	21:05
at SDSU	19	0	3	7	9	15	9	5	1	30	151	0	19-12-0	133	1	49	284	47	4-42.5	2-0	5-36	5-10	SD 21	24:31
Air Force	12	0	0	3	9	23	21	1	1	65	297	1	7-4-1	47	0	72	344	71	2-38.0	1-1	6-55	9-16	AF 28	35:29
at SDSU	14	14	0	0	0	15	9	6	0	41	149	0	15-10-0	157	2	56	306	78	7-42.6	4-1	5-40	3-12	SD 29	28:46
Cal Poly	16	3	7	0	6	15	12	3	0	51	204	0	13-4-0	80	1	64	284	81	5-43.6	2-1	3-25	2-13	CP 34	31:14
SDSU	24	10	7	0	7	10	4	5	1	20	40	0	21-10-1	192	2	41	232	90	5-52.2	1-0	11-98	4-10	SD 24	22:05
at Wyoming	27	3	7	7	10	23	18	4	1	33	222	2	25-15-0	97	1	79	319	129	3-40.7	1-1	3-30	6-15	WY 35	37:55
at SDSU	21	7	7	0	7	20	8	7	5	47	141	1	21-16-1	136	0	68	277	92	3-34.7	0-0	3-38	7-15	SD 28	34:26
UNLV	7	0	0	0	7	18	4	11	3	26	39	0	39-20-2	211	1	65	250	152	1-43.0	2-1	7-82	4-14	LV 42	25:34

SAN DIEGO STATE SCORING DRIVES

Opponent	Drive		Type of	Score	Qtr/Time	Start	Scoring Play
	Plays	Yards					
UTEP	10	52	4:46	FG	1st/6:33	SD 20	Palmer 46-yd FG
UTEP	13	80	5:03	TD	3rd/3:26	SD 20	Mougey 1-yd run
UTEP	5	62	2:15	TD	4th/14:56	SD 38	Mougey 14-yd run
UTEP	6	26	2:56	TD	4th/10:44	UT 26	Hamilton 1-yd run
UTEP	8	65	2:39	FG	4th/1:59	SD 18	Palmer 35-yd FG
Utah	15	74	7:33	TD	1st/3:10	SD 26	Swain 18-yd from Mougey
San Jose State	15	52	8:31	FG	2nd/5:54	SD 36	Palmer 30-yd FG
San Jose State	8	27	3:20	TD	2nd/1:54	SJ 27	Campbell 1-yd run
Brigham Young	7	41	3:07	FG	10:12/1st	SD 29	Palmer 48-yd FG
Brigham Young	6	80	2:35	TD	12:20/3rd	SD 20	Bornes 1-yd run
Brigham Young	12	74	4:56	TD	4:35/3rd	SD 26	Campbell 1-yd run
Air Force	9	76	5:09	FG	5:34/1st	SD 21	Palmer 35-yd FG
Air Force	6	76	2:26	TD	7:23/3rd	SD 24	Schilens 49-yd from Craft
Air Force	12	58	3:06	FG	0:02/4th	SD 30	Palmer 30-yd FG
Air Force	.	.	.	TD	0:00/4th	AF 0	Hull 2-yd fumble return
Cal Poly	7	66	2:55	TD	4:00/1st	SD 34	Porter 25-yd from Craft
Cal Poly	2	46	0:35	TD	1:38/1st	CP 46	Porter 34-yd from Craft
Wyoming	2	62	1:33	TD	13:27/1st	SD 38	Schilens 60-yd from Craft
Wyoming	14	64	7:09	FG	2:29/1st	SD 19	Palmer 35-yd FG
Wyoming	.	.	.	TD	7:27/2nd	WY 0	McKay 23-yd fumble return
Wyoming	2	85	0:27	FG	1:42/4th	SD 15	Swain 66-yd from O'Connell
UNLV	.	.	.	TD	9:15/1st	LV 0	Bass 49-yd interception return
UNLV	15	80	5:35	TD	3:45/2nd	SD 20	O'Connell 1-yd run
UNLV	8	74	4:00	TD	10:56/4th	SD 26	Bornes 9-yd run

OPPONENT SCORING DRIVES

Opponent	Drive		Type of	Score	Qtr/Time	Start	Scoring Play
	Plays	Yards					
UTEP	4	71	1:11	TD	2nd/11:50	UT 29	Hunt 13-yd from Palmer
UTEP	3	36	1:13	TD	2nd/7:50	SD 36	Thomas 5-yd run
UTEP	9	41	2:35	TD	3rd/10:01	SD 41	Higgins 11-yd from Palmer
UTEP	.	.	.	TD	3rd/8:29	SD 0	Auelua 0-yd fumble ret.
UTEP	5	28	2:48	TD	4th/4:38	SD 28	Sears 7-yd from Palmer
Wisconsin	1	53	0:22	TD	3rd/6:49	WI 47	Hill 47-yd run
Wisconsin	7	72	3:59	TD	4th/7:06	WI 28	Hubbard 6-yd from Stocco
Utah	11	77	4:17	TD	1st/10:43	UU 23	Poston 1-yd run
Utah	11	76	3:31	TD	2nd/11:44	UU 24	Weddle 2-yd run
Utah	.	.	.	TD	2nd/11:12	SD 0	Weddle 30-yd int. return
Utah	6	60	1:53	TD	3rd/1:24	UU 40	Poston 18-yd from Ratliff
Utah	10	25	4:40	FG	4th/8:29	SD 31	Sakoda 23-yd FG
Utah	.	.	.	TD	4th/7:39	SD 0	Weddle 30-yd int. return
San Jose State	1	62	0:35	TD	1st/5:54	SJ 38	Broussard 47-yd from Jones
San Jose State	9	64	3:47	TD	2nd/14:25	SJ 36	Perry 1-yd run
San Jose State	4	85	1:55	TD	3rd/4:42	SJ 15	Broussard 68-yd from Tafrales
San Jose State	4	31	1:48	TD	3rd/0:06	SD 31	Coleman 12-yd from Tafrales
San Jose State	13	58	6:19	FG	4th/7:00	SJ 25	Strubeck 34-yd FG
Brigham Young	5	43	1:41	TD	1st/13:19	SD 43	Vakapuna 14-yd run
Brigham Young	7	81	3:06	TD	1st/6:47	BY 19	Collie 29-yd from Beck
Brigham Young	6	55	2:03	TD	1st/2:38	BY 45	Brown 4-yd run
Brigham Young	2	46	0:50	TD	2nd/10:06	SD 46	Harline 8-yd from Beck
Brigham Young	.	.	.	TD	2nd/8:13	SD 0	Gabriel 38-yd int. return
Brigham Young	7	80	2:17	TD	2nd/3:03	BY 20	Brown 4-yd pass from Beck
Brigham Young	6	63	2:26	TD	3rd/4:35	BY 37	Tonga 18-yd from Beck
Air Force	12	70	5:11	FG	3rd/9:49	AF 23	Sasser 24-yd FG
Air Force	9	60	2:37	TD	4th/12:14	AF 40	Kendrick 9-yd run
Air Force	13	63	6:01	FG	4th/3:06	AF 16	Sasser 38-yd FG
Cal Poly	9	44	4:05	FG	1st/6:55	50	Coromelas 23-yd FG
Cal Poly	6	81	1:55	TD	2nd/0:32	CP 19	Barden 28-yd from Brennan
Cal Poly	12	55	5:09	FG	4th/12:42	CP 37	Coromelas 25-yd FG
Cal Poly	4	3	1:12	FG	4th/1:50	SD 23	Coromelas 37-yd FG
Wyoming	8	37	1:58	FG	1st/9:38	WY 49	Scott 32-yd FG
Wyoming	14	72	6:54	TD	2nd/0:33	WY 28	Harris 2-yd run
Wyoming	14	74	4:16	TD	3rd/7:44	WY 26	Harris 1-yd run
Wyoming	12	59	4:38	TD	4th/12:30	WY 41	Betschart 5-yd from Sween
Wyoming	6	-1	3:17	FG	4th/7:08	SD 33	Goodman 52-yd FG
UNLV	10	63	5:07	TD	4th/14:56	LV 37	Straiten 2-yd from Hinds

SAN DIEGO STATE GAME NOTES WEEK TEN - at TCU

OFFENSIVE STARTERS

Position	UTEP	Wisconsin	Utah	SJSU	BYU	Air Force	Cal Poly	Wyoming	UNLV	TCU	New Mexico	Colorado St.
LT	Robinson	Robinson	Robinson	Robinson	Robinson	Robinson	Robinson	Robinson	Robinson			
LG	Dombrowski	Dombrowski	*Smith	Smith	*Fehoko	Fehoko	Fehoko	Fehoko	Fehoko			
C	Justman	Justman	Justman	Justman	Justman	Justman	Justman	Justman	Justman			
RG	*Schmidt	Schmidt	Dombrowski	Dombrowski	Dombrowski	Dombrowski	Dombrowski	Dombrowski	Dombrowski			
RT	Kravetz	Kravetz	Kravetz	Kravetz	Kravetz	Kravetz	Kravetz	Kravetz	Kravetz			
WR	Swain	Swain		Swain	*Wesley	Wesley			Swain			
WR	*Spinks	Spinks	Spinks	Spinks								
WR	Schilens	Schilens	Schilens	Schilens	Schilens	Schilens	Schilens	Schilens	Schilens			
WR	Amaral					*Porter	Porter	Porter	Porter			
TE		*Kawulok	Kawulok	Kawulok	Kawulok		Kawulok	Kawulok				
RB	Hamilton	Hamilton	Hamilton	*Henderson	Henderson	Henderson	Henderson	Henderson	Henderson			
RB			Bornes		Bornes		Bornes	Bornes	Bornes			
QB	O'Connell	*Mougey	Mougey	Mougey	*Craft	Craft	Craft	Craft	Craft			

DEFENSIVE STARTERS

Position	UTEP	Wisconsin	Utah	SJSU	BYU	Air Force	Cal Poly	Wyoming	UNLV	TCU	New Mexico	Colorado St.
DE	Applewhite	Applewhite	Applewhite	Applewhite	Applewhite	Applewhite	Applewhite	Applewhite	Applewhite			
DT	*Nwansi	Nwansi	Nwansi	Nwansi	Nwansi	Nwansi	Nwansi	Nwansi	Nwansi			
NT	Bailes	Bailes	Bailes	Bailes	Bailes	Bailes	Bailes	Bailes	Bailes			
DE	Osborn	Osborn	Osborn	Osborn	Osborn	Osborn	Osborn	Osborn	Osborn			
WLB	Allen	Allen	Allen	Allen	B. Martin	B. Martin	B. Martin	B. Martin	B. Martin			
MLB	J. Martin	J. Martin	J. Martin	J. Martin	J. Martin	J. Martin	J. Martin	J. Martin	J. Martin			
SLB	Schantz	Schantz	Schantz	Schantz	Allen	Allen	Allen	Allen	Allen			
CB	Maze	Maze	Maze	Maze	*Moore	Bass	Maze	Maze	Maze			
LS	Sturm	Sturm	Sturm	Sturm	Sturm	Sturm	Sturm	Sturm	Bass			
RS	McKay	Grigsby	Grigsby	*Bass	Bass	Grigsby	Grigsby	Grigsby	Grigsby			
CB	Baker	Baker	Baker	Baker	Maze	Baker	Baker	Moore	Moore			

* - indicates first career start.

KICKOFF ANALYSIS

	Times Total	Deep Kicks	Total Return	TB	In 20	OB	OnS	FC	MF	NA	SQB	Opp. OSY	Opp. Ret.	ASY
Garrett Palmer	32	29	20	5	3	1	0-for-3	0	0	0	1	792	527	24.75
SAN DIEGO STATE	32	29	20	5	3	1	0-for-3	0	0	0	1	792	527	24.75
OPPONENTS	47	47	34	13	7	0	0-for-0	0	0	0	2	1,097	547	23.34

TB - Touchbacks; OB - Out of Bounds; OnS - Onsidcs; FC - Fair Catch; MF - Muffed; NA - No Attempt at a Return; SQB - Squib; Opp. OSY - Opponents Starting Yard Line; Ret - Return Yardage; ASY - Average Starting Yardline.

THIRD DOWN EFFICIENCY ANALYSIS

	3rd Down and												Rush	Pass	Total	Pct.	
	1	2	3	4	5	6	7	8	9	10	11-14	15-19					20+
SAN DIEGO STATE	10-18	8-12	6-11	3-7	1-9	3-10	2-7	4-11	2-6	1-6	4-17	0-3	0-2	24-52	20-68	44-121	36.4
OPPONENTS	14-20	8-15	6-10	5-9	3-11	4-13	4-10	1-6	3-7	1-8	2-9	0-0	0-0	29-56	22-62	51-118	43.2

For third down efficiency purposes, sacks are listed under attempted pass conversion.

SAN DIEGO STATE GAME NOTES WEEK TEN - at TCU

RUSHING, INDIVIDUAL GAME-BY-GAME

PLAYER	SEASON	UTEP	Wisconsin	Utah	SJSU	BYU	Air Force	Cal Poly	Wyoming	UNLV	TCU	UNM	CSU
HENDERSON, Atiy RB	140-663-0	1-0-0	-	12-98-0	24-98-0	21-93-0	25-142-0	26-140-0	9-30-0	22-62-0			
BORNES, Brandon RB	42-157-2	1-(-3)-0	1-3-0	4-10-0	8-35-0	9-31-1	1-14-0	1-3-0	1-4-0	16-60-1			
HAMILTON, Lynel RB	54-145-1	20-40-1	11-19-0	16-53-0	DNP	DNP	DNP	4-24-0	3-9-0	DNP			
MOUGEY, Darren QB	36-85-2	13-41-2	11-(-12)-0	11-50-0	1-6-0	DNP	DNP	DNP	DNP	DNP			
O'CONNELL, Kevi QB	16-36-1	9-25-0	DNP	DNP	DNP	DNP	DNP	DNP	1-(-3)-0	6-14-1			
WESLEY, Mekell WR	2-19-0	-	-	-	1-5-0	1-14-0	-	-	-	DNP			
STURM, Brett	2-18-0	-	1-12-0	-	1-6-0	-	-	-	-	-			
PORTER, Ramal	1-7-0	-	-	-	-	-	-	-	1-7-0	-			
SWAIN, Brett WR	2-2-0	1-2-0	1-0-0	-	-	-	-	-	-	-			
CAMPBELL, Tyler RB	10-7-2	1-4-0	-	1-8-0	2-3-1	2-1-1	1-2-0	-	-	3-5-0			
TEAM	1-(-9)-0	DNP	1-(-9)-0	DNP	DNP	DNP	DNP	DNP	DNP	DNP			
CRAFT, Kevin QB	26-(-19)-0	DNP	DNP	1-1-0	2-10-0	5-2-0	3-(-7)-0	10-(-18)-0	5-(-7)-0	-			
TOTALS	332-1,111-8	46-109-3	26-13-0	45-204-0	39-163-1	38-141-2	30-151-0	41-149-0	20-40-0	47-147-2			

PASSING, INDIVIDUAL GAME-BY-GAME

KEVIN CRAFT	ATT.	COMP.	INT.	PCT.	YARDS	TD	LONG	EFF.	RUSH	YARDS	TD
UTEP	DNP										
at Wisconsin	DNP										
Utah	1	0	1	0.0	0	0	0	-200.00	1	1	0
at San Jose State	7	3	1	42.9	7	0	5	22.69	2	10	0
at Brigham Young	32	20	1	62.5	216	0	41	112.95	5	2	0
Air Force	19	12	0	63.2	133	1	49	139.33	3	-7	0
Cal Poly	15	10	0	66.7	157	2	34	198.59	10	-18	0
at Wyoming	15	6	1	40.0	98	1	60	103.55	5	-7	0
UNLV	14	9	1	64.3	68	0	19	90.80	-	-	-
at TCU											
at New Mexico											
Colorado State											

DARREN MOUGEY	ATT.	COMP.	INT.	PCT.	YARDS	TD	LONG	EFF.	RUSH	YARDS	TD
UTEP	16	12	1	75.0	178	0	36	155.95	13	41	2
at Wisconsin	27	15	0	55.6	102	0	25	87.29	11	-12	0
Utah	19	9	4	47.4	83	1	26	59.33	11	50	0
at San Jose State	9	7	1	77.8	69	0	20	119.96	1	6	0
at Brigham Young	DNP										
Air Force	DNP										
Cal Poly	DNP										
at Wyoming											
UNLV											
at TCU											
at New Mexico											
Colorado State											

KEVIN O'CONNELL	ATT.	COMP.	INT.	PCT.	YARDS	TD	LONG	EFF.	RUSH	YARDS	TD
UTEP	14	12	1	85.7	97	0	23	129.63	9	25	0
at Wisconsin	DNP										
Utah	DNP										
at San Jose State	DNP										
at Brigham Young	DNP										
Air Force	DNP										
Cal Poly	DNP										
at Wyoming	6	4	0	66.7	94	1	66	253.27	1	-3	0
UNLV	7	7	0	1.000	68	0	33	181.60	6	14	1
at TCU											
at New Mexico											
Colorado State											

RECEIVING, INDIVIDUAL GAME-BY-GAME

PLAYER	SEASON	UTEP	Wisconsin	Utah	SJSU	BYU	Air Force	Cal Poly	Wyoming	UNLV	TCU	UNM	CSU
SWAIN, Brett WR	33-372-2	5-64-0	5-33-0	4-28-1	4-42-0	4-41-0	4-28-0	1-15-0	2-73-1	4-48-0			
SCHILENS, Chaz WR	26-420-2	6-67-0	2-28-0	1-26-0	1-5-0	4-77-0	2-56-1	5-69-0	2-67-1	3-25-0			
PORTER, Ramal	17-209-2	-	-	-	-	8-70-0	2-15-0	2-59-2	2-31-0	3-34			
HAMILTON, Lynel RB	15-102-0	6-64-0	6-26-0	3-12-0	DNP	DNP	DNP	-	-	DNP			
HENDERSON, Atiy RB	11-26-0	-	-	-	1-6-0	2-10-0	2-2-0	-	3-8-0	3-0-0			
SPINKS, Brian WR	9-91-0	3-40-0	2-15-0	1-17-0	3-19-0	DNP	DNP	DNP	DNP	-			
KAWULOK, Matthe TE	4-66-0	1-23-0	-	-	1-4-0	-	1-24-0	-	-	1-15			
WESLEY, Mekell WR	4-18-0	2-5-0	-	-	-	-	1-8-0	1-5-0	DNP	DNP			
BORNES, Brandon RB	3-27-0	-	-	-	-	2-18-0	-	1-9-0	-	-			
MONTGOMERY, Mar WR	1-13-0	-	DNP	-	DNP	DNP	DNP	-	1-13-0	DNP			
AMARAL, Justin WR	1-12-0	1-12-0	-	-	-	-	-	-	-	-			
TOLEDO, Jon WR	1-7-0	DNP	DNP	DNP	DNP	DNP	DNP	DNP	-	1-7			
MILLER, Robert TE	1-7-0	DNP	DNP	DNP	DNP	DNP	DNP	DNP	-	1-7			
TOTALS	126-1,370-6	24-275-0	15-102-0	9-83-1	10-76-0	20-216-0	12-133-1	10-157-2	10-192-2	16-136-0			

SAN DIEGO STATE GAME NOTES WEEK TEN - at TCU

DEFENSIVE TACKLES, INDIVIDUAL GAME-BY-GAME

DEFENSIVE, (UNASSISTED-ASSISTED)

PLAYER	TOTALS	UTEP	Wisconsin	Utah	SJSU	BYU	Air Force	Cal Poly	Wyoming	UNLV	TCU	UNM	CSU
MARTIN, Joe LB	41-39=80	3-3	5-3	3-2	4-7	4-4	5-11	3-1	10-5	4-3			
ALLEN, Russell LB	36-32=68	4-0	3-6	3-3	2-5	1-4	6-8	10-0	2-4	5-2			
STURM, Brett DB	39-20=59	2-0	6-2	6-2	2-2	7-2	9-4	2-0	5-8	-			
OSBORN, Nick DL	20-24=44	2-3	2-3	3-3	2-4	0-3	2-0	6-1	1-5	2-2			
MAZE, Terrell DB	31-12=43	3-0	3-3	3-0	4-0	3-1	6-2	3-1	6-3	0-2			
APPLEWHITE, Ant DE	21-17=38	-	1-2	1-3	1-4	2-2	3-2	10-0	1-4	2-0			
BAILES, Jonatha DT	15-19=34	1-2	3-3	2-2	2-3	0-1	4-3	2-1	0-2	1-2			
GRIGSBY, Reggie DB	22-11=33	DNP	4-0	4-0	3-3	DNP	2-3	3-0	2-3	4-2			
BAKER, Donny DB	24-4=28	1-0	5-1	7-0	1-0	DNP	2-1	4-0	4-2	-			
BASS, Ray DB	23-2=25	2-0	-	3-0	-	4-0	3-1	-	3-1	8-0			
SCHANTZ, Andrew LB	14-10=24	6-0	2-1	1-1	3-4	0-1	-	-	2-3	-			
METROKA, Emil DL	10-10=20	DNP	1-2	-	2-1	1-0	1-4	2-2	1-1	2-0			
MARTIN, Brett LB	11-9=20	-	0-1	1-2	0-1	1-0	5-2	2-1	1-1	1-1			
MOORE, Aaron DB	12-4=16	1-0	1-1	-	4-2	3-0	-	DNP	2-1	1-0			
NWANSI, Ornan DL	5-11=16	0-2	1-1	0-3	0-3	1-1	1-1	-	1-0	1-0			
LAOLAGI, Luke LB	7-3=10	-	0-1	-	0-1	2-1	-	3-0	1-0	1-0			
SANDFORD, Nick DB	9-0=9	-	3-0	2-0	-	1-0	1-0	1-0	-	1-0			
DUNKLE, Freddy LB	8-1=9	2-0	-	-	0-1	DNP	-	-	3-0	3-0			
MCKAY, T.J. DB	7-2=9	4-1	1-0	-	-	-	-	DNP	1-0	1-1			
AMANO, Frederic DT	4-4=8	DNP	2-1	2-0	0-2	0-1	DNP	DNP	DNP	DNP			
ARMSTRONG, Gera DB	1-2=3	-	-	-	-	1-1	0-1	-	-	DNP			
DEMARTINIS, Ton DL	1-2=3	-	-	-	-	1-0	0-2	-	-	DNP			
FIFITA, Siaso DL	0-3=3	DNP	0-1	-	-	0-1	-	-	-	0-1			
MILLING, Jerry LB	1-1=2	1-0	-	-	0-1	DNP	-	-	-	DNP			
NELSON, Peter DL	0-2=2	DNP	DNP	DNP	DNP	0-1	DNP	0-1	-	DNP			
HULL, Marc LB	2-0=2	-	-	1-0	1-0	DNP	-	-	-	-			
O'CONNELL, Kevi	1-0=1	1-0	DNP	DNP	DNP	DNP	DNP	DNP	-	-			
SMITH, Nick	1-0=1	-	-	1-0	-	-	-	-	-	-			
MOUGEY, Darren	1-0=1	-	-	1-0	-	DNP	DNP	DNP	DNP	DNP			
SCHMIDT, Mike	1-0=1	1-0	-	-	-	DNP	-	-	-	-			
SPINKS, Brian	1-0=1	-	-	-	1-0	DNP	DNP	DNP	-	-			
PARRINGTON, Trevor	1-0=1	-	DNP	-	-	-	-	DNP	DNP	1-0-1			
HOWARD, Kwan	0-1=1	-	-	-	-	-	-	-	0-1	DNP			
PALMER, Garrett	0-1=1	-	-	-	-	-	0-1	-	-	-			
EDWARDS, Ted	1-0=1	DNP	DNP	DNP	DNP	DNP	DNP	1-0	DNP	-			
SCHMITT, Tyler	0-1=1	-	-	0-1	-	DNP	-	-	-	-			
KAWULOK, Matthew	1-0=1	-	-	-	-	-	-	-	1-0	-			
CRAFT, Kevin	1-0=1	DNP	DNP	-	-	-	-	-	-	1-0			
CAMPBELL, Tyler	1-0=1	-	-	-	-	-	-	-	-	1-0			

FORCED FUMBLES, INDIVIDUAL GAME-BY-GAME

PLAYER	TOTALS	UTEP	Wisconsin	Utah	SJSU	BYU	Air Force	Cal Poly	Wyoming	UNLV	TCU	UNM	CSU
BAILES, Jonathan	2	0	1	0	1	0	0	0	0	0			
BASS, Ray	1	0	0	0	0	1	0	0	0	0			
GRIGSBY, Reggie	1	DNP	0	0	1	DNP	0	0	0	0			
MARTIN, Joe	1	0	1	0	0	0	0	0	0	0			
MAZE, Terrell	1	1	0	0	0	0	0	0	0	0			
OSBORN, Nick	1	0	0	0	0	0	0	1	0	0			

FUMBLE RECOVERIES, INDIVIDUAL GAME-BY-GAME

PLAYER	TOTALS	UTEP	Wisconsin	Utah	SJSU	BYU	Air Force	Cal Poly	Wyoming	UNLV	TCU	UNM	CSU
MCKAY, T.J.	2	0	0	0	0	1	0	DNP	1	0			
OSBORN, Nick	2	0	0	1	1	0	0	0	0	0			
GRIGSBY, Reggie	1	DNP	0	0	0	DNP	0	1	0	0			
HULL, Marc	1	0	0	0	0	0	1	0	0	0			
MAZE, Terrell	1	0	0	0	1	0	0	0	0	0			
NWANSI, Ornan	1	0	1	0	0	0	0	0	0	0			

TACKLES FOR LOSS, INDIVIDUAL GAME-BY-GAME

PLAYER	TOTALS	UTEP	Wisconsin	Utah	SJSU	BYU	Air Force	Cal Poly	Wyoming	UNLV	TCU	UNM	CSU
BAILES, Jonathan	4.5	0.5-1	2.0-9	-	1.0-1	-	1.0-6	-	-	-			
ALLEN, Russell	4.0	2.0-2	-	-	1.0-3	-	-	1.0-3	-	1.0-2			
APPLEWHITE, Antwan	4.0	-	-	1.0-2	-	-	-	2.0-7	1.0-3	1.0-16			
MARTIN, Joe	4.0	1.0-2	1.0-1	-	-	-	1.0-9	-	1.0-5	2.0-6			
OSBORN, Nick	3.5	1.5-6	-	-	1.0-3	-	-	1.0-1	-	-			
MAZE, Terrell	3.0	-	-	-	1.0-5	-	-	2.0-5	-	-			
SCHANTZ, Andrew	3.0	1.0-1	-	-	1.0-1	-	-	-	1.0-1	-			
BAKER, Donny	2.0	1.0-7	-	-	-	-	-	-	1.0-0	-			
BASS, Ray	2.0	-	-	1.0-1	-	-	1.0-3	-	-	1.0-1			
METROKA, Emil	2.0	-	-	-	-	-	-	-	2.0-4	1.0-2			
STURM, Brett	2.0	-	-	1.0-1	-	-	-	-	1.0-10	-			
DEMARTINIS, Tony	1.0	-	-	-	-	1.0-1	-	-	-	-			
LAOLAGI, Luke	1.0	-	-	-	-	-	-	1.0-2	-	-			
MOORE, Aaron	1.0	-	-	-	1.0-4	-	-	DNP	-	-			

SAN DIEGO STATE GAME NOTES WEEK TEN - at TCU

PLAYER PARTICIPATION

No.	Position	GP/GS	UTEP	Wisconsin	Utah	SJSU	BYU	Air Force	Cal Poly	Wyoming	UNLV	TCU	New Mexico CSU
46	ALLEN, Russell	9/9	START	START	START	START	START	START	START	START	START	START	START
54	AMANO, Frederic	4/-	...	XXX	XXX	XXX	XXX
85	AMARAL, Justin	7/1	START	XXX	XXX	XXX	XXX	XXX	XXX
93	APPLEWHITE, Ant	9/9	START	START	START	START	START	START	START	START	START	START	START
26	ARMSTRONG, Gera	8/-	XXX	XXX	XXX	XXX	XXX	XXX	XXX	XXX
99	BAILES, Jonatha	8/8	START	START	START	START	START	START	START	START	START	START	START
3	BAKER, Donny	8/7	START	START	START	START	...	START	START	XXX	XXX
20	BASS, Ray	9/4	XXX	XXX	XXX	START	START	START	XXX	XXX	START
37	BORNES, Brandon	9/5	XXX	XXX	START	XXX	START	XXX	START	START	START	START	START
23	CAMPBELL, Tyler	9/-	XXX	XXX	XXX	XXX	XXX	XXX	XXX	XXX	XXX	XXX	XXX
3A	CRAFT, Kevin	7/5	XXX	XXX	START	START	START	START	START	START	START
41	DEMARTINIS, Ton	7/-	XXX	XXX	XXX	XXX	XXX	XXX	XXX
62	DOMBROWSKI, Bra	9/9	START	START	START	START	START	START	START	START	START	START	START
24	DUNKLE, Freddy	9/-	XXX	XXX	XXX	XXX	XXX	XXX	XXX	XXX	XXX	XXX	XXX
65	DURAN, Josh	1/-	XXX
50	EDWARDS, Ted	2/-	XXX	...	XXX
6A	FEHOKO, Whitley	6/5	XXX	START	START	START	START	START	START	START
92	FIFITA, Siasoi	8/-	...	XXX	XXX	XXX	XXX	XXX	XXX	XXX	XXX	XXX	XXX
2C	GOMEZ, Alan	8/-	XXX	...	XXX	XXX	XXX	XXX	XXX	XXX	XXX	XXX	XXX
31	GRIGSBY, Reggie	8/6	...	START	START	XXX	XXX	START	START	START	START	START	START
22	HAMILTON, Lynel	5/3	START	START	START	XXX	XXX
21	HENDERSON, Aity	9/6	XXX	XXX	XXX	START	START	START	START	START	START	START	START
47	HOWARD, Kwan	3/-	XXX	XXX	XXX
17	HUGHES, Michael	9/-	XXX	XXX	XXX	XXX	XXX	XXX	XXX	XXX	XXX	XXX	XXX
58	HULL, Marc	9/-	XXX	XXX	XXX	XXX	XXX	XXX	XXX	XXX	XXX	XXX	XXX
39	JAMES, Scotty	4/-	...	XXX	XXX	XXX	XXX
75	JUSTMAN, Patric	9/9	START	START	START	START	START	START	START	START	START	START	START
88	KAWULOK, Matthe	9/6	XXX	START	START	START	START	XXX	START	START	START	XXX	XXX
70	KRAVETZ, Mike	9/9	START	START	START	START	START	START	START	START	START	START	START
35	LAOLAGI, Luke	9/-	XXX	XXX	XXX	XXX	XXX	XXX	XXX	XXX
36	MARTIN, Brett	9/5	XXX	XXX	XXX	XXX	START	START	START	START	START	START	START
51	MARTIN, Joe	9/9	START	START	START	START	START	START	START	START	START	START	START
9	MAZE, Terrell	9/8	START	START	START	START	START	XXX	START	START	START	START	START
5	MCKAY, T.J.	8/1	START	XXX	XXX	XXX	XXX	XXX	...	XXX	XXX	XXX	XXX
55	METROKA, Emil	8/-	...	XXX	XXX	XXX	XXX	XXX	XXX	XXX	XXX	XXX	XXX
95	MILLER, Robert	5/-	XXX	XXX	XXX	XXX	XXX	XXX	XXX
34	MILLING, Jerry	8/-	XXX	XXX	XXX	XXX	XXX	XXX	XXX	XXX
10	MONTGOMERY, Mar	4/-	XXX	...	XXX	XXX	XXX
43	MOORE, Aaron	8/3	XXX	XXX	XXX	XXX	START	XXX	...	START	START	START	START
4	MOUGEY, Darren	4/3	XXX	START	START	START
96	NELSON, Peter	2/-	XXX	...	XXX
79	NELSON, Robert	2/-	XXX	...	XXX
91	NWANSI, Ornan	9/9	START	START	START	START	START	START	START	START	START	START	START
7	O'CONNELL, Kevi	3/1	START	XXX	XXX
94	OSBORN, Nick	9/9	START	START	START	START	START	START	START	START	START	START	START
14	PALMER, Garrett	9/-	XXX	XXX	XXX	XXX	XXX	XXX	XXX	XXX	XXX	XXX	XXX
48	PARRINGTON, Tre	6/-	XXX	...	XXX	XXX	XXX	XXX	XXX
2	PORTER, Ramal	9/4	XXX	XXX	XXX	XXX	XXX	START	START	START	START	START	START
76	ROBINSON, Will	9/9	START	START	START	START	START	START	START	START	START	START	START
40	ROUSER, Eric	8/-	XXX	XXX	XXX	XXX	XXX	XXX	XXX	...	XXX
42	SANDFORD, Nick	9/-	XXX	XXX	XXX	XXX	XXX	XXX	XXX	XXX	XXX	XXX	XXX
45	SCHANTZ, Andrew	9/4	START	START	START	START	START	XXX	XXX	XXX	XXX	XXX	XXX
1	SCHILENS, Chaz	9/9	START	START	START	START	START	START	START	START	START	START	START
77	SCHMIDT, Mike	9/2	START	START	XXX	XXX	XXX	XXX	XXX	XXX	XXX	XXX	XXX
52	SCHMITT, Tyler	9/-	XXX	XXX	XXX	XXX	XXX	XXX	XXX	XXX	XXX	XXX	XXX
59	SMITH, Nick	8/2	XXX	XXX	START	START	...	XXX	XXX	XXX	XXX	XXX	XXX
86	SPENCER, Waika	5/-	XXX	...	XXX	XXX	...	XXX	XXX	XXX	XXX
82	SPINKS, Brian	5/4	START	START	START	START	START	XXX	XXX
12	STURM, Brett	9/8	START	START	START	START	START	START	START	START	START	XXX	XXX
16	SWAIN, Brett	9/5	START	START	XXX	START	XXX	START	XXX	XXX	XXX	START	START
83	TOLEDO, Jon	2/-	XXX	XXX	XXX	XXX
13	WALKER, Josh	2/-	XXX	...	XXX
6	WESLEY, Mekell	7/2	XXX	XXX	XXX	XXX	START	START	XXX
TOTAL NUMBER OF PLAYERS		50		48	53	50	51	49	50	51	48		

MOST STARTS, CURRENT PLAYERS

No.	Player	Starts
1.	Jonathan Bailes	36
2.	Brandyn Dombrowski	26
3.	Antwan Applewhite	24
4.	Will Robinson	23
5.	Joe Martin	21
	Nick Osborn	21
7.	Patrick Justman	20
	Lynell Hamilton	20
9.	Donny Baker	19
10.	Kevin O'Connell	18

MOST CONSECUTIVE STARTS, ACTIVE

No.	Player	Streak
1.	Brandyn Dombrowski	25
2.	Antwan Applewhite	21
	Nick Osborn	21
5.	Will Robinson	17
6.	Joe Martin	15

MOST GAMES, CURRENT PLAYERS

No.	Player	Games Played
1.	Jonathan Bailes	43
2.	Joe Martin	41
3.	Reggie Grigsby	40
4.	Terrell Maze	39
5.	Donny Baker	38
6.	Brett Sturm	36
7.	Brandon Bornes	32
	Patrick Justman	32
	Garrett Palmer	32
	Ramal Porter	32
	Tyler Schmitt	32

MOST CONSECUTIVE GAMES, ACTIVE

No.	Player	Streak
1.	Brandon Bornes	32
	Garrett Palmer	32
	Tyler Schmitt	32
4.	Donny Baker	29
5.	Brandyn Dombrowski	25
6.	Michael Hughes	24
7.	Antwan Applewhite	22
	Terrell Maze	22
	Nick Osborn	22
	Andrew Schantz	22