

AZTEC FOOTBALL

SAN DIEGO STATE (5-2, 2-1 MWC)

S.4	Nicholls State	W	47 - 0
S.11	at New Mexico St.	W	41 - 21
S.18	at (rv/25) Missouri	L	24 - 27
S.25	Utah State [KGB-SS]	W	41 - 7
O.9	at Brigham Young*	L	21 - 24
O.16	(23/23) Air Force* [HC]	W	27 - 25
O.23	at New Mexico*	W	30 - 20
O.30	at Wyoming*	The Mtn. HD/4SD	Noon MT
N.6	Colorado State*	The Mtn. HD	7 p.m. PT
N.13	at TCU*	VERSUS HD	3 p.m. CT
N.20	Utah* [KM-RJ]	The Mtn. HD	7 p.m. PT
N.27	UNLV*	The Mtn. HD	5 p.m. PT

* - Mountain West Conference game. KGB-SS - KGB SkyShow. HC - Homecoming. KM-RJ - Kirk Morrison Replica Jersey Giveaway

AZTEC COACHING STAFF

Coach	Title	Gameday Location
Brady Hoke	Head Coach/Def. Line	F
Al Borges	Offensive Coordinator	B
Rocky Long	Defensive Coordinator	F
Jeff Hecklinski	Asst. HC/RBs/Recruiting Coord.	B
Dan Ferrigno	Tight Ends/Special Teams	F
Darrell Funk	Offensive Line	F
LeCharls McDaniel	Wide Receivers	F
Brian Sipe	Quarterbacks	F
Mark Smith	Linebackers	F
Tony White	Cornerbacks	B
Aaron Wellman	Strength & Conditioning	F

B - Press Box; F - Field.

INSIDE

Category	Page
Media Policies	2
Team/Individual Highlights	3
Connections	6
Brady Hoke Bio	15
Roster	17
Student-Athlete Bios	19
Depth Chart.....	28
Statistics.....	33
Last Time It Happened.....	49

Another Streak To Fall

After defeating New Mexico last week in Albuquerque for the first time since 2000, SDSU will look to end another long streak in picking up its first win over Wyoming in Laramie since 2002.

Among the Elite

The Aztecs are one of just 15 schools in the nation to rank in the top 40 in the four major statistical categories - scoring offense, scoring defense, total offense and total defense. Last season, SDSU wasn't ranked in the the top 70 in either of those categories.

Fast Start

San Diego State is off to its best start since 1996, and has matched its best start since a 6-1 opening in 1977. The Aztecs have opened the season 5-2 five times since 1978 (when they joined the Western Athletic Conference (WAC)) and have won the eighth game on all five occasions.

■ GAME INFORMATION

(rv/rv) **San Diego State** (5-2; 2-1 Mountain West) at Wyoming (2-6; 0-4 Mountain West)

Date: Saturday, Oct. 30, 2010

Kickoff: Noon MT/11 a.m. PT (announced)/12:06 p.m. MT (kickoff)

Location: Laramie, Wyo. | **Stadium:** War Memorial Stadium

Capacity: 29,086

Series: Wyoming leads, 17-14

Television: The Mtn. James Bates (play-by-play), Todd Christensen (analyst), Andrea Lloyd (sidelines), Mike Helling (producer)

Radio: AM 600 KOGO. Ted Leitner (play-by-play) and Chris Ello (analyst)

Internet: Live stats and radio broadcast available at GoAztecs.com.



WYOMING COWBOYS
2-6; 0-4 Mountain West

Ranking (AP/Coaches): --/--
Coach: Dave Christensen
Alma Mater: W. Washington '85
Career Record: 9-12/2nd
School Record: 9-12/2nd
vs. San Diego State: 1-0
SID: Tim Harkins
Website: WyomingAthletics.com
Next Game: at New Mexico
Nov. 6 | 4 p.m. MT



SAN DIEGO STATE AZTECS
5-2; 2-1 Mountain West

Ranking (AP/Coaches): rv/rv
Coach: Brady Hoke
Alma Mater: Ball State '82
Career Record: 43-48/8th
School Record: 9-10/2nd
vs. Wyoming: 0-1
SIDs: Mike May/Peggy Curtin
Website: GoAztecs.com
Next Game: vs. Colorado St.
Nov. 6 | 7 p.m. PT

AZTECS LOOK FOR THIRD CONSECUTIVE VICTORY, SIXTH WIN OF THE SEASON AT WYOMING

Receiving top-25 votes in both major polls this week for the first time since 1995, San Diego State (5-2, 2-1 MWC), which has matched its best seven-game record in the last 33 seasons and owns its best record in 14 years, hits the road to face Wyoming (2-6; 0-4 MWC). It is the second consecutive road game and third in the last four weeks for the Aztecs.

Game time is set for noon MT (11 a.m. PT) and the contest will be televised in high definition by The Mtn. The game can also be seen in high definition in the San Diego market on Channel 4 San Diego and can be heard throughout Southern California on AM 600 KOGO.

On Saturday, San Diego State snapped a four-game losing streak in Albuquerque with a workman like 30-20 victory over New Mexico. The defensive unit stole the stage, forcing eight three-and-outs, two turnovers and allowing just three drives for more than 21 yards. Senior linebacker Miles Burris had eight tackles, including a sack, and senior Aztec back Andrew Preston added seven stops. The Aztec defense limited the Lobos to 308 yards and just 1-for-12 on third-down conversions (New Mexico's conversion came on its 12th try).

On offense, San Diego State had a balanced attack with senior wide receiver DeMarco Sampson leading the way with seven catches for 127 yards and two touchdowns. His 40-yard grab in the end zone as the first-half clock expired gave the Aztecs a 17-6 halftime lead. Junior quarterback Ryan Lindley threw for 249 yards and two touchdowns and senior running back Brandon Sullivan became the 32nd Aztecs player with 1,000 yards rushing as he carried 18 times for 69 yards in the game.

Freshman running back Ronnie Hillman left the game with a hip pointer. Despite logging just one carry after intermission, Hillman ended the game with 64 yards rushing and a touchdown. He is expected to play Saturday at Wyoming.

San Diego State's remarkable turnaround has left the Aztecs one win short of bowl eligibility. The Aztecs last bowl appearance came in 1998, when they faced North Carolina in the Las Vegas Bowl.

San Diego State remains one of the top statistical teams in the country, ranking among the top 40 nationally in scoring offense, scoring defense, total offense and total defense. SDSU is one of just 15 teams in the nation that are ranked among the top 40 in all four categories.

San Diego State and Wyoming are meeting for the 32nd time in school history, with the Cowboys owning a 17-14 lead. Wyoming has won the last two meetings overall and three straight in Laramie. Last season, Wyoming rallied from a 21-point fourth-quarter deficit to claim a 30-27 victory in Mission Valley.

Following this game, the Aztecs return to Qualcomm Stadium and a date with Colorado State. San Diego State, which plays three of its final four regular-season games at home, is a perfect 3-0 at Qualcomm this season.



Senior running back Brandon Sullivan became the 32nd player in school history with 1,000 career rushing yards last Saturday.

continued on page 3

AZTEC MEDIA RELATIONS

Ph./Fax: 619-594-5547/619-582-6541
 Overnight Address:
 Aztec Athletics Center, Suite 3014
 5302 55th Street
 San Diego, CA 91982-4309

Mike May* Asst. AD/MRD
 E-mail: mmay@mail.sdsu.edu
 Cell: 619-957-8372

Peggy Curtin* Assistant MRD
 E-mail: mcurtin@mail.sdsu.edu
 Cell: 619-540-6146

Dave Kuhn Assistant MRD
 E-mail: dkuhn@mail.sdsu.edu

Jamie McConeghy Assistant MRD
 E-mail: jmcconeg@mail.sdsu.edu

Darin Wong Assistant MRD
 E-mail: dwong@mail.sdsu.edu

Andrea Rogers Adm. Assistant
 E-mail: arogers@mail.sdsu.edu
 * - primary football contacts

AZTEC WEEKLY LUNCHEON

Each Tuesday during the football season, SDSU holds a media luncheon in the football recruiting lounge of the Aztecs Athletic Center. The luncheon begins at **11:40 a.m.** with food being served, followed by coach Hoke addressing the media at **noon**. Select players follow. The news conference is carried live on the official athletic department website, GoAztecs.com.

MWC TELECONFERENCE

Weekly teleconferences featuring San Diego State coach Brady Hoke and the other eight Mountain West Conference head coaches are scheduled every Tuesday, beginning Aug. 31 through Nov. 23.

This service is for accredited members of the media only. For more information contact the SDSU or MWC media relations office.

WEEKLY SCHEDULE

9:00 a.m. Moderator opens call
 9:02 a.m. Kyle Whitingham, Utah
 9:12 a.m. Steve Fairchild, CSU
 9:22 a.m. Troy Calhoun, Air Force
 9:32 a.m. Brady Hoke, SDSU
 9:42 a.m. Gary Patterson, TCU
 9:52 a.m. Dave Christensen, UW
 10:02 a.m. Bronco Mendenhall, BYU
 10:12 a.m. Mike Locksley, UNM
 10:22 a.m. Bobby Hauck, UNLV

MEDIA OPPORTUNITIES

WEEKLY MEDIA SCHEDULE (as of Monday, Oct. 25)

All practices are closed to both the public and the media with the lone exception being the first half hour of Tuesday's workout (media only). Members of the media planning to attend Tuesday's practice will need to call the media relations office to be placed on a list to gain access to the practice fields.

Post-practice interview requests should be submitted to the San Diego State media relations office no later than 10 a.m. on the day of the potential interview. Other interview requests must be made at least 24 hours in advance.

Red indicates a show that Brady Hoke and/or SDSU football players appear on. Green indicates media opportunity for television network broadcasting Saturday game. * - indicates event is simulcast live on GoAztecs.com. ^-indicates quotes from event will be available on GoAztecs.com.

SUNDAY:

- ▶ 7 p.m. PT – Brady Hoke informal meeting with the media to review Saturday's game at a location TBD (RSVP with the SDSU media relations office by Sunday morning at 10 a.m. PT).
- ▶ SDSU highlights/postgame sound available on Dragonfly System. Contact the media relations office for details.
- ▶ Media outlets from outside the San Diego market who would like to speak to coach Hoke should submit their requests no later than 2 p.m. PT on Sunday, as Hoke will not be available, except briefly in person, after Monday.

MONDAY:

- ▶ NO PRACTICE. All SDSU student-athlete features should take place on this day. Outside of this window, student-athletes will only be available at Tuesday's news conference or briefly after Tuesday's practice.
- ▶ Evening – Aztecs Now posted on goaztecs.com.

TUESDAY: FINAL DAY OF STUDENT-ATHLETE AVAILABILITY FOR THE WEEK

- ▶ 9:32 a.m. – 9:42 a.m. PT – Brady Hoke on MWC conference call. Contact the SDSU media relations office for details. This is the best opportunity for out of town media to get interviews with Brady Hoke.
- ▶ ^*Noon PT – Brady Hoke weekly news conference (Aztec Athletics Center, 2nd floor recruiting lounge). Tuesday's news conference will preview the upcoming game.
- ▶ ^*12:20 p.m. PT – SDSU student-athlete news conference (Aztec Athletics Center, 2nd floor recruiting lounge).
- ▶ 3:45 p.m. PT – 4:15 p.m. PT – Media who cover SDSU athletics on a regular basis are allowed to attend and shoot the first 30 minutes of practice.
- ▶ TBD – Post-practice interviews (Aztec Athletics Center, 2nd floor recruiting lounge). Student-athletes available for a brief time after practice. Players who participated in the news conference are not available post-practice.
- ▶ San Diego State news conference available on Dragonfly System (contact SDSU media relations for details).

WEDNESDAY:

- ▶ TBD – Post-practice interviews (Aztec Athletics Center, 2nd floor recruiting lounge). Brady Hoke and assistant coaches available upon request after practice. Very limited availability for Coach Hoke due to his radio show.
- ▶ *7 p.m. – 8 p.m. PT – The Brady Hoke Show on AM 600 KOGO live from the Claim Jumper in La Mesa.

THURSDAY: FINAL DAY OF BRADY HOKE AVAILABILITY

- ▶ Noon PT – Conference call for TV crew producing Saturday's game, ROAD GAMES ONLY. Available only if requested in advance and must be setup by television crew.
- ▶ TBD – Post-practice interviews (Aztec Athletics Center, 2nd floor recruiting lounge). Brady Hoke and assistant coaches available upon request after practice.

FRIDAY: NO MEDIA AVAILABILITY

- ▶ Noon PT – TV crew producing Saturday's game, HOME GAMES ONLY. Available only if requested in advance and will be conducted in person, on campus.

SATURDAY:

- ▶ Postgame availability only. The SDSU locker room is closed at all times for both home and road games. For home games, all interviews will take place in the postgame interview room (top of Ramp A). For road games, interviews will take place at a designated area adjacent to the locker room. Please submit interview requests to a member of the SDSU media relations office by the mid-way point of the fourth quarter.

BRADY HOKE RADIO SHOW



For the second year in a row, the San Diego State athletic department and Claim Jumper have partnered up to host the "Aztec Coaches Show" with head coach Brady Hoke. The show, which will air Wednesdays from 7-8 p.m. on the home of Aztec athletics, AM 600 KOGO, will be held at the Claim Jumper restaurant in La Mesa's Grossmont Center. Chris Ello, one of the voices of the Aztecs and former letterwinner with the SDSU baseball team, will host the show, which can also be heard on www.GoAztecs.com.

AZTECS NOW ONLINE



Aztecs Now Online, a weekly show featuring San Diego State athletics, is set to premiere on Monday, Aug. 30. The show will be posted every Monday night during the season exclusively on GoAztecs.com.

Hosted by Mike Costa, the sideline reporter for SDSU football broadcasts, Aztecs Now Online will highlight head coach Brady Hoke, a football student-athlete and an Aztec Olympic sport.

Each episode will include a review of the previous week's game and a preview of the upcoming contest as well as an Olympic sport feature, which gives fans an in-depth look at one of SDSU's other 17 sports on campus.

TEAM QUICK NOTES

- ▶ At 5-2, San Diego State is off to its best start in 14 seasons (1996) and has matched its best start in the last 33 years (1977).
- ▶ San Diego State received votes in both major polls this week, snapping a streak of 102 consecutive weeks of polls in which the Aztecs did not receive a vote. The Aztecs have seven points in the Associated Press poll, good for 31st position, and has three points in the *USA Today* Coaches' Poll, placing them in a tie for 32nd. Prior to this week, the last time the Aztecs received a vote in either poll was Sept. 12, 2004, when SDSU received a single point in the coaches' poll. The last time the Aztecs were ranked in the Associated Press poll was Nov. 7, 1995, when SDSU was ranked No. 25.
- ▶ With five victories already this season, San Diego State has surpassed its season win total from each of the last four seasons (2004 - 4 wins, 2006 - 3 wins, 2007 - 4 wins, 2008 - 2 wins and 2009 - 4 wins) and matched or surpass its season win total from the last six campaigns. A win Saturday would give SDSU its highest season win total since going 6-6 in 2003.
- ▶ Entering this week, there are 43 FBS schools in the country with two losses or fewer (seven undefeated teams, 11 one-loss teams and 25 two-loss teams). San Diego State is one of three Mountain West Conference teams with two losses or fewer (TCU (0), Utah (0) and San Diego State (2)).
- ▶ San Diego State continues to be among the elite teams in many statistical categories. The Aztecs are one of 15 schools in the nation that rank among the top 40 teams nationally in scoring offense, scoring defense, total offense and total defense. Of those 15 teams - 13 rank among the top 23 teams in the BCS standings this week (2. Oregon, 3. Boise State, 4. TCU, 5. Michigan State, 6. Missouri, 7. Alabama, 8. Utah, 10. Wisconsin, 11. Ohio State, 14. Nebraska, 15. Arizona, 16. Florida State and 23. Virginia Tech). The other two teams are San Diego State and Texas A&M.
- ▶ Looking for a quick barometer of how improved San Diego State is? The Sagarin Ratings, one of the components of the BCS formula, shows the dramatic improvement during the Brady Hoke era. In 2008, the year before Hoke's arrival, San Diego State finished 136th in the ratings (55.43). Last season, the Aztecs were 103rd in the final ratings (62.52). This season, SDSU is currently ranked 42nd with a rating of 75.63.
- ▶ San Diego State's 5-2 start is impressive, but the Aztecs are not that far away from being perfect at this point in the season. San Diego State has suffered two, three-point road losses at undefeated Missouri (24-27) and at Brigham Young (21-24). Both games featured a very controversial call - or no call. At Missouri, San Diego State led, 24-20, in the final minute of the game when the Tigers completed a short pass that resulted in a 68-yard touchdown. Replays showed that an apparent block in the back at the line of scrimmage that sprang the play was not called. In the contest at Brigham Young, the Aztecs forced a third-quarter fumble that was not called despite video evidence to the contrary. The Cougars went onto score a touchdown on the drive.
- ▶ Saturday marks the fourth time this season that Brady Hoke, hired prior to the 2009 season, and the Aztecs will face a team coached by someone in his second season. Hoke and San Diego State are 3-0 in those games, defeating New Mexico State's DeWayne Walker, Utah State's Gary Andersen and New Mexico's Mike Locksley. Of the 22 new coaches that took over FBS programs prior to the 2009 campaign, Brady Hoke ranks fourth in his record taking over compared to the two years before his arrival. Using games ahead and games back from baseball, Iowa State's Paul Rhodes is first at +7.5, followed by Washington's Steve Sarkisian +7.0, Syracuse's Doug Marrone +6.5, Hoke +5.5 and Army's Rich Ellerson +5.5.
- ▶ **TOTAL OFFENSE:** San Diego State ranks 19th in the country in total offense (449.57) and 33rd in scoring offense (33.00)... The Aztecs have three 40-point games this season and have scored 21 or more points

MOUNTAIN WEST CONFERENCE

Rk.	Team	MWC	PF	PA	W-L	PF	PA
1.	TCU	4-0	141	10	8-0	319	72
	Utah	4-0	183	36	7-0	334	90
3.	SDSU	2-1	78	69	5-2	231	124
4.	Air Force	3-2	136	120	5-3	239	174
5.	Brigham Young	2-2	66	107	3-5	128	216
6.	UNLV	1-2	65	91	1-6	129	255
7.	Colorado State	1-3	76	145	2-6	131	285
8.	New Mexico	0-3	44	131	0-7	95	309
9.	Wyoming	0-4	40	120	2-6	101	240

MWC Upcoming Games/Results













- ▶ **Saturday, October 23**
- *at Brigham Young 25, Wyoming 20
- *at Utah 59, Colorado State 6
- *at TCU 38, Air Force 7
- ***SDSU 30, at New Mexico 20**
- ▶ **Saturday, October 30**
- ***SDSU at Wyoming, 11 a.m. PT** The Mtn.
- *New Mexico at Colorado State, 3 p.m. PT The Mtn.
- *Utah at Air Force, 4:30 p.m. PT CBS C
- *TCU at UNLV, 8 p.m. PT CBS C

SDSU Non-Conference Opponents

Team	Conf.	PF	PA	W-L	PF	PA
Nicholls State	1-2	61	102	2-5	140	265
New Mexico St.	0-3	24	129	1-6	87	268
Missouri	3-0	92	36	7-0	243	92
Utah State	0-3	31	116	2-5	80	272

- ▶ **Saturday, October 30**
- Missouri at Nebraska, 12:30 p.m. PT
- San Jose State at New Mexico State, 1 p.m. PT
- Nicholls State at McNeese State, 5 p.m. PT
- Utah State at Nevada, 7:30 p.m. PT

2010 SCHEDULE/RESULTS

Date	Opponent	Site	TV	Result/Time	Series	Note
Sept. 4	 NICHOLLS STATE Colonels	San Diego, Calif. Qualcomm Stadium		W, 47-0	SDSU, 1-0	Aztecs' 1st 50 win since 2004 Widest margin of victory since '96
Sept. 11	 at New Mexico State Aggies	Las Cruces, N.M. Aggie Memorial Stadium	ESPN3.com/ 4SD	W, 41-21	SDSU, 8-1-1	Hillman rushes for 150 yds., 4 TD SD snap 14-game NC road L strk
Sept. 18	 at (-/25) Missouri Tigers	Columbia, Mo. Memorial Stadium	PPV	L, 24-27	Mizzou, 3-0	Hillman rushes for 228 yds., 2 TD MU GW TD with 51 seconds left
Sept. 25	 UTAH STATE Aggies	San Diego, Calif. Qualcomm Stadium		W, 41-7	SDSU, 10-1	V. Brown: 5 rec., 177 yds., 2 TDs Lindley: 17-of-24, 362 yds., 3 TDs
Oct. 9	 at Brigham Young Cougars	Provo, Utah LaVell Edwards Stadium	The Mtn./ 4SD	L, 24-21	BYU, 28-7-1	ToP: BYU 45:01, SDSU 14:59 Aztecs can't overcome 14-0 deficit
Oct. 16	 (23/23) AIR FORCE Falcons	San Diego, Calif. Qualcomm Stadium	CBS College	W, 27-25	AFA, 19-10	Hillman rushes for 191 yds., 2 TD SDSU: First ranked win since '96
Oct. 23	 at New Mexico Lobos	Albuquerque, N.M. University Stadium	The Mtn./ 4SD	W, 30-20	SDSU, 22-15	Aztec defense forces 8 3-&-outs Sampson: 7 rec., 127 yds., 2 TDs
Oct. 30	 at Wyoming Cowboys	Laramie, Wyo. War Memorial Stadium	The Mtn./ 4SD	12 p.m. MT	Wyo., 17-14	Aztecs are 7-4 vs. UW in MWC era; Last win at UW was 2002
Nov. 6	 COLORADO STATE Rams	San Diego, Calif. Qualcomm Stadium	The Mtn.	7 p.m. PT	SDSU, 16-13	SDSU is 4-1 in last 5 vs. CSU; Aztecs have 100 pts. in last 3 meetings
Nov. 13	 at TCU Horned Frogs	Fort Worth, Texas Amon G. Carter Stadium	VERSUS	3 p.m. CT	TCU, 5-0	Aztecs looking for 1st win vs. TCU; Teams did not meet prior to MWC
Nov. 20	 UTAH Utes	San Diego, Calif. Qualcomm Stadium	The Mtn.	7 p.m. PT	Utah, 16-12-1	Aztecs looking for 1st win over Utah at the Q since 2002
Nov. 27	 UNLV Rebels	San Diego, Calif. Qualcomm Stadium	The Mtn.	5 p.m. PT	SDSU, 7 11-8	SDSU 3-game series winning strk snapped in '09 at Vegas (24-28)

AZTECS vs. Wyoming

Wyoming (2-6; 0-4 MWC)

S.4	Southern Utah	W	28	-20
S.11	at Texas	L	7	-34
S.18	Boise State	L	6	-51
S.25	Air Force*	L	14	-20
O.2	at Toledo	W	20	-15
O.9	at TCU*	L	0	-45
O.16	Utah*	L	6	-30
O.23	at Brigham Young*	L	20	-25
O.30	San Diego State*			
N.6	at New Mexico*			
N.13	at UNLV*			
N.20	Colorado State*			

* - Mountain West Conference game.

STATISTICAL COMPARISON

San Diego State Averages & NCAA Rankings

Category	Avg.	NR	CR
Rushing Offense	178.14	37	4
Passing Offense	271.43	26	2
Total Offense	449.57	19	3
Scoring Offense	33.00	33	3
Rushing Defense	155.71	69	3
Pass Eff. Defense	100.50	6	2
Total Defense	341.71	40	3
Scoring Defense	17.71	15	3
Net Punting	39.49	14	1
Punt Returns	5.65	93	7
Kickoff Returns	20.65	86	9
Turnover Margin	+0.43	37	2
Pass Defense	186.00	26	5
Pass Efficiency	132.90	52	4
Sacks	1.57	83	4
Tackles for Loss	7.00	24	2
Sacks Allowed	0.43	T-4	1

Wyoming Averages & NCAA Rankings

Category	Avg.	NR	CR
Rushing Offense	68.13	118	9
Passing Offense	156.88	106	8
Total Offense	225.00	120	9
Scoring Offense	12.63	118	9
Rushing Defense	239.00	120	9
Pass Eff. Defense	133.85	84	6
Total Defense	444.38	110	9
Scoring Defense	30.00	86	6
Net Punting	35.51	77	5
Punt Returns	4.33	108	8
Kickoff Returns	21.09	76	8
Turnover Margin	-0.13	66	5
Pass Defense	205.38	55	7
Pass Efficiency	125.02	71	6
Sacks	0.88	113	8
Tackles for Loss	4.00	112	8
Sacks Allowed	2.50	90	6

in eight consecutive games for the first time since a streak of eight straight from Sept. 28, 1995 to Nov. 18, 1995... For a longer streak than that, you have to go back from Nov. 25, 1989 to Sept. 14, 1991, when SDSU scored 21 or more points in 14 consecutive games... The Aztecs have committed two turnovers or less in 14 of their last 15 games... San Diego State's eight turnovers in 2010 are the 10th fewest in the country, trailing Oregon State 4, Iowa 5, Army 6, Navy 6, TCU 6, Wisconsin 6, Boise State 7 and Maryland 7... Only eight of those 10 turnovers came on offense (SDSU has two turnovers on punt returns), meaning SDSU has an offensive turnover once every 58.4 offensive plays... SDSU has lost three fumbles this season (two of which occurred on punt returns) which is 10th nationally... San Diego State has posted 440 or more yards of total offense in five of seven games this season and in six of its last eight games dating back to last year (prior to this stretch, SDSU did it once in the previous 11 games)... San Diego State has scored a touchdown in the second quarter of eight consecutive games.

► **OFFENSIVE RUSHING:** San Diego State ranks 37th nationally in rushing offense (178.14), 26th in rushing touchdowns (16) and 16th in rushing yards per carry (5.45)... San Diego State has already surpassed its team rushing total from the 2009 season (940) and 2008 season (878)... With 15 rushing touchdowns in six games this season, the Aztecs have more rushing touchdowns than they did in the 20 games prior... Last season, the Aztecs rushed for eight touchdowns in 12 games... Against Brigham Young, San Diego State's streak of consecutive games with at least 100 yards rushing was snapped at five games (it was the longest streak since Nov. 25, 2006 through Sept. 22, 2007)... Freshman running back Ronnie Hillman needs 151 yards to become the first Aztec player to rush for 1,000 yards since Lynell Hamilton rushed for 1,087 yards in 2003... San Diego State is on pace to have its highest rushing yards per game since 1998 WAC championship team averaged 186.6 (that is also the last year the Aztecs went to a bowl game).

► **OFFENSIVE PASSING:** San Diego State ranks 26th nationally in passing offense (271.43), second nationally in yards per completion (14.96) and 32nd nationally in fewest interceptions (5)... San Diego State's 14.96 yards per completion trails only Auburn (15.29) among all schools with at least 107 pass attempts this season... The Aztecs have three, 300-yard passing games this season... SDSU has just five interceptions in 2010 and does not have a game with more than one pick... The Aztecs have nine passing touchdowns in their last four games (three vs. Utah State, three vs. Brigham Young, one vs. Air Force and two vs. New Mexico).

► **TOTAL DEFENSE:** San Diego State ranks 15th nationally in scoring defense (17.71), 40th in total defense (341.71), 16th in touchdowns allowed (15), ninth in three-and-outs per game (4.14), 24th in tackles for loss (7.00), 18th in yards allowed per play (4.63) and 23rd in third-down conversion defense (33.63)... San Diego State has held two of its seven opponents to seven points or fewer this season equaling the total times that occurred in the previous 60 games... The Aztecs have allowed 34 first-quarter points (4.9) and just 90 total in the final three quarters... In 28 quarters this season, only four times has SDSU allowed multiple scores (first quarter at 25th-ranked Missouri, first quarter at Brigham Young and second and fourth quarters against Air Force)... San Diego State's defensive numbers are a bit skewed of late, due to the fact that the unit has defended 177 plays in the Brigham Young and Air Force games (85 vs. Brigham Young and 92 vs. Air Force)... The best indication of how well they have played is the No. 18 national ranking in yards allowed per play (4.63).

► **DEFENSIVE RUSHING:** San Diego State is 69th nationally in rushing yards allowed (155.71) and 45th in yards per carry (3.82)... San Diego State had a streak of nine straight games without allowing a 100-yard rusher broken against Brigham Young... SDSU has allowed two 100-yard rushers this season (in 2008, the year before head coach Brady Hoke and defensive coordinator Rocky Long arrived at SDSU, the Aztecs allowed nine 100-yard rushers)... Of the 1,090 rushing yards allowed by San Diego State this season, 583 yards came in consecutive games against Brigham Young and Air Force... In the other five games this season, the Aztecs have allowed 101.4 rushing yards per game.

► **DEFENSIVE PASSING:** San Diego State is sixth in pass efficiency defense (100.50), sixth in opponent completion percentage (50.00), fifth in touchdowns allowed (6, trailing Miami (Fla.) 3, Ohio State 4, Boise State 5 and Utah 5), seventh in yards per attempt (5.61)... The Aztecs have held their opponent to 50 percent or less completion percentage in five of seven games this season... SDSU has an interception in five consecutive games (six total) for the first time since doing so in 11 straight contests from Dec. 2, 2006 until Nov. 17, 2007... San Diego State has allowed just 645 yards passing in the last four games combined (161.3 yards per game)... The Aztecs have gone four consecutive games without allowing 200 passing yards for the first time since a five-game stretch from Sept. 13, 2008 until Oct. 18, 2008.

► **SPECIAL TEAMS:** San Diego State is first in the Mountain West Conference in kickoff coverage and has a league-best 17 kickoffs for touchbacks, courtesy of junior place-kicker Abel Perez... Senior punter Brian Stahovich continues to be one of the top punters in the country, leading the league with a 46.17 yards per punt average (eighth nationally) and helping San Diego State to a No. 14 national ranking in net punting... Perez has made 12-for-17 field goal attempts on the season (last year the Aztecs were 10-for-17 in FGA)... He has made three straight and five of his last six field goal attempts.

INDIVIDUAL QUICK NOTES



► Freshman **Ronnie Hillman** is currently 10th in the nation and second among the freshman class in rushing yards per game at 121.29. Despite already having a bye week, he is sixth nationally in rushing touchdowns (11). He already has a 200-yard rushing game and three 100-yard rushing games in seven career outings. His 228 rushing yards against Missouri were the most in the country that day and are the ninth-highest total in the country this season. His 93-yard rush against Missouri is the longest in the nation this season and his 75-yard scamper against the Tigers is the 25th-longest rush.



► Senior **Vincent Brown** has two 100-yard receiving games in his last four outings. In his last four games, Brown has 21 catches for 423 yards and three touchdowns. Brown has 16 career TD receptions and in the last five games has caught scoring strikes of 82, 65 and 36 yards. He has 2,336 career receiving yards which is eighth in school history and ninth among active FBS players. Brown has nine 100-yard receiving games, which is ninth all-time at SDSU (J.R. Tolver - 13). He leads the MWC in receptions and is second in receiving yards (to teammate DeMarco Sampson). Brown has caught five or more passes in six of the seven games this season and has at least three catches in all seven contests.



► Junior **Ryan Lindley** continues his steady play through seven games. The quarterback has thrown five interceptions through the first seven games (San Diego State has the 32nd-fewest INTs in the country). Last season, Lindley had 10 interceptions through the first six games and ended the season with 16 picks. The junior already has three, 300-yard passing games in 2010, and owns nine for his career, which is fourth in the SDSU record book, trailing only Todd Santos, Dan McGwire and Billy Blanton. Lindley is seventh among current FBS players in career passing yards/g (253.2).



► Senior **DeMarco Sampson** is first in the MWC in receiving yards per game (93.29) and is second in the league in receptions (4.86). He has at least 100 yards receiving in two straight games, three times this season and four times in his career. Against New Mexico, he caught seven passes for 127 yards and two TDs. In his last two games he has 11 catches for 233 yards. Against Brigham Young, he joined the century club by clearing 100 career catches. He opened the season with a 179-yard effort on seven catches, two going for touchdowns, against Nicholls State. He has caught at least one pass in 21 straight games (longest streak on the team).



► Junior place-kicker **Abel Perez** continues his impressive debut season on the Mesa. Perez recorded four touchbacks at New Mexico, upping his season total to 17. That is 15 more than San Diego State had in all of 2009 and the most in the MWC this season. Perez is the main reason San Diego State leads the MWC in kickoff coverage at 46.8 net yards. Last season, the Aztecs ranked seventh in the league at 38.4 net yards (8.4 yards less than this season). In addition, Perez has made 12 of his last 16 field-goal attempts and is a 10-for-11 this season on attempts of 36 yards or less.



► Senior Aztec backer **Andrew Preston** may be playing the best football of his career. The senior followed up his 10-tackle performance against Air Force with seven stops against New Mexico on Saturday. He leads the team with 41 tackles this season and now has 241 stops in his career. His 17 stops in the last two games are his highest total in consecutive games this season. Of his 41 tackles this season, 28 are of the solo variety.



► Junior linebacker **Miles Burris** tied a season-high Saturday with a team-best eight tackles, including six solo stops. In addition, Burris recorded his fourth sack in the last four games. The junior is second on the team with 36 stops this season, with team-highs in sacks (4.0) and tackles for loss (7.0). Burris also has two forced fumbles this season. He has 24 tackles on running plays, second on the squad (Marcus Yarbrough - 26).



► Senior cornerback **Jose Perez** recorded his second consecutive game with three passes broken up. He now has a team-high eight PBUs on the season, which leads the Mountain West Conference (teammate Leon McFadden is second). The senior now has at least one PBU in four of the last five games and is a major reason why the Aztec defense is sixth nationally in pass efficiency defense.



► Junior punter **Brian Stahovich** leads the Mountain West Conference and ranks eighth nationally in punt average at 46.2 yards. The 46.20 average is the second-highest in a season at SDSU, trailing only Noel Prefontaine (46.54, 1996). Of his 35 punts, 14 have traveled at least 50 yards and 12 have been downed inside the opponent's 20-yard-line. He has five punts this season that have netted at least 50 yards and has 39 career punts that have traveled 50 or more yards.

SAN DIEGO STATE RANKINGS

Category	Pct./No.	MWC	NCAA
Rushing Offense.....	178.14	4	37
Passing Offense.....	271.43	2	26
Total Offense.....	449.57	3	19
Scoring Offense.....	33.00	3	33
Rushing Defense.....	155.71	3	69
Pass Defense.....	186.00	5	26
Total Defense.....	341.71	3	40
Scoring Defense.....	17.71	3	15
Net Punting.....	39.49	1	14
Punt Returns.....	5.65	7	93
Kickoff Returns.....	20.65	9	86
Turnover Margin.....	+0.43	2	37
Fumbles Recovered.....	5	--	T-60
Passes Intercepted.....	6	--	T-63
Fumbles Lost.....	3	--	T-10
Passes Had Intercepted.....	5	--	T-32
Turnovers Gained.....	11	--	T-75
Turnovers Lost.....	8	--	T-10
Passing Efficiency.....	132.90	4	52
Passing Efficiency Defense.....	100.50	2	6
Fewest Penalties Per Game.....	6.57	--	T-73
Fewest Yards Penalized.....	62.0	8	94
Punt Return Yardage Def.....	7.88	--	52
Kickoff Return Yardage Def.....	22.70	9	87
Sacks.....	1.57	4	83
Tackles for Loss.....	7.00	2	24
Sacks Allowed.....	0.43	1	T-4
Tackles for Loss Allowed.....	4.14	--	10
3rd Down Conversion Pct.....	41.6	4	46
4th Down Conversion Pct.....	57.1	3	T-50
3rd Down Defense.....	33.6	3	23
4th Down Defense.....	50.0	5	T-44
Time of Possession.....	28:12	--	99
First Downs.....	132	6	71
Opponent First Downs.....	137	4	T-72
Field Goal Percentage.....	70.6	8	--
Red Zone Offense.....	86.2	4	T-41
Red Zone Defense.....	82.6	5	T-65
PAT Kicking.....	96.4	4	--

INDIVIDUAL NATIONAL RANKINGS

Punting	
8. Brian Stahovich.....	46.17
Rushing	
10. Ronnie Hillman.....	121.29
Field Goals	
T-11. Abel Perez.....	1.71
Receiving Yards Per Game	
14. DeMarco Sampson.....	93.29
28. Vincent Brown.....	82.57
Interceptions Per Game	
T-21. Leon McFadden.....	0.43
T-85. Darryn Lewis.....	0.29
Scoring	
T-23. Ronnie Hillman.....	9.43
T-34. Abel Perez.....	8.86
Total Offense	
26. Ryan Lindley.....	271.29
Kickoff Returns	
34. Brandon Davis.....	26.18
Passing Efficiency	
T-42. Ryan Lindley.....	134.92
All-Purpose Yardage	
48. Ronnie Hillman.....	123.29
Receptions Per Game	
T-54. Vincent Brown.....	5.14
T-58. DeMarco Sampson.....	4.86
Punt Returns	
67. Larry Parker.....	4.89
Tackles For Loss	
T-88. Miles Burris.....	1.00

SDSU CAREER VS. WYOMING

Rushing	Att.	Yds.	Avg.	TD
Sullivan	26	122	4.7	3
Kazee	13	52	4.0	1
D. Brown	2	2	1.0	0

Passing	A-C-I	Yds.	TD	Eff.
Lindley	81-46-0	511	1	113.9

Receiving	No.	Yds.	YPC	TD
Sampson	7	64	9.1	0
Sullivan	6	39	6.5	0
V. Brown	5	59	11.8	1
Sandifer	4	27	6.8	0
Shields	2	43	21.5	0

Defense	S-A-T	Other
B.J. Williams	8-8-16	3 TFL, 0.5 SK
Preston	9-4-13	1 TFL, 1 PD
Yarbrough	7-4-11	
Hemmings	8-0-8	1 TFL, 1 FF
Burris	7-1-8	1 TFL
Lawson	3-0-3	1 TFL, 1 SK
Perez	3-0-3	
Davis	2-1-3	
Autele	1-2-3	
Long	2-0-2	
Parker	2-0-2	1 FR
Barksdale	1-0-1	
McFadden	1-0-1	1 TFL, 1 SK
Wade	1-0-1	
Ketchum	0-1-1	

Punting	No.	Yds.	Avg.	Long
Stahovich	7	311	44.4	57

SDSU-UW: THE SERIES

► Saturday is the 32nd meeting between the schools, with Wyoming owning a 17-14 advantage. The Aztecs have claimed seven of the last 11 meetings with the Cowboys, although Wyoming has won two straight and three of the last four encounters.

► Wyoming owns an 11-4 series advantage in Laramie, with victories in the last three meetings at War Memorial Stadium. The Aztecs' four road wins in the series have come in 1982, 1984, 2000 and 2002.

► The two schools have met in each of the last 11 years as members of the Mountain West Conference. The two sides did not face one another in 1998, but the game was an annual affair from 1978 to 1997, when both played in the Western Athletic Conference.

► The home team is 6-1 in the series, beginning with the 2003 game in San Diego.

► During the Aztecs' recent run of seven wins in 11 tries against the Cowboys, San Diego State has averaged 31.6 points in the seven wins and 17.8 points in the four losses.

► SDSU has outscored Wyoming, 292-220, in the series since the MWC's inception in 1999.

► In the MWC era, the team that has more rushing yards owns a 9-2 record in the series.

► Five of the last eight games in the series have been decided by five points or fewer.

► Twice in the last three seasons the winning team has overcome a 21-point deficit. In 2007, San Diego State rallied from 21 points down, while Wyoming did it last season.

► **SERIES TIDBITS:** Last season, San Diego State rushed for 157 yards against Wyoming marking the first time the Aztecs had surpassed the 100-yard rushing barrier since the 2005 game... In the last four games in Laramie, San Diego State has rushed for a total of 209 yards (52.3 yards per game)... The Aztecs have not had a rushing touchdown in Laramie since 2000... Wyoming has rushed for 200 or more yards in three of its last four games against San Diego State... The Cowboys have 11 rushing touchdowns in the last four series meetings... San Diego State has not thrown an interception in the last two meetings with Wyoming... The Cowboys have completed 60 percent or more of its pass attempts in the last five series games... San Diego State has not had a turnover advantage in the series since the 2003 contest.

► *Curent Aztec career stats against Wyoming can be found in the left column, page 6.*

THE SERIES

Wyoming leads, 17-14			
Home: 10-6, Away: 4-11			
Qualcomm/Jack Murphy/SD: 9-6			
MWC Era: 7-4, WAC Era: 7-13			
Longest SDSU Win Streak: 5 (1999-2003)			
Longest Wyo. Win Streak: 4 (1992-1995)			
Date	Location (Opp. NR)	Score	
Western Athletic Conference Era			
0.14.78	A-War Memorial Stadium	L	22-31
N.3.79	H-San Diego Stadium (HC)	W	31-21
0.25.80	A-War Memorial Stadium	L	9-34
N.7.81	H-Jack Murphy Stadium (HC)	L	13-24
0.9.82	A-War Memorial Stadium	W	24-21
N.12.83	H-Jack Murphy Stadium (HC)	L	21-33
0.6.84	A-War Memorial Stadium	W	21-0
N.9.85	A-War Memorial Stadium	L	20-41
N.15.86	H-Jack Murphy Stadium	W	31-24
0.3.87	A-War Memorial Stadium	L	10-52
0.8.88	H-Jack Murphy Stadium	L	27-55
N.11.89	H-Jack Murphy Stadium	W	27-17
0.6.90	A-War Memorial Stadium	L	51-52
N.2.91	H-Jack Murphy Stadium	W	24-22
N.7.92	A-War Memorial Stadium	L	6-17
N.27.93	H-Jack Murphy Stadium	L	38-43
0.22.94	A-War Memorial Stadium	L	35-52
N.11.95	H-Jack Murphy Stadium	L	31-34
N.7.96	H-Jack Murphy Stadium (16)	W	28-24
N.1.97	A-War Memorial Stadium	L	17-41
Mountain West Conference Era			
N.27.99	H-Qualcomm Stadium	W	39-7
0.7.00	A-War Memorial Stadium	W	34-0
N.17.91	H-Qualcomm Stadium	W	38-16
0.19.02	A-War Memorial Stadium	W	24-20
0.25.03	H-Qualcomm Stadium	W	25-20
0.9.04	A-War Memorial Stadium	L	10-20
N.19.05	H-Qualcomm Stadium	W	34-21
N.4.06	A-War Memorial Stadium	L	24-27
N.3.07	H-Qualcomm Stadium	W	27-24
N.1.08	A-War Memorial Stadium	L	10-35
N.14.09	H-Qualcomm Stadium	L	27-30

AZTEC-COWBOY CONNECTIONS

► San Diego State coach Rocky Long was defensive coordinator for Wyoming from 1981-85.

► Aztec wide receivers coach LeCharls McDaniel and Cowboys' strength and conditions coach Trent Greener worked together at Oregon State for the 2003-04 seasons.

► HIGH SCHOOL CONNECTIONS

San Diego State	Hometown (High School)	Wyoming
Jacob Driver, LB, Fr.	La Coasta Canyon High (Carlsbad, Calif.)	Justin DiRe, OL, Fr.
Vaness Harris, LB, Fr.	Dorsey High (Los Angeles, Calif.)	Robert Herron, WR/RB, Fr.
B.J. Williams, DL, Sr.	Eaglecrest High (Aurora, Colo.)	C.J. Morgan, WR, Fr.

SAN DIEGO STATE-UW: RECENT MEETINGS

► LAST MEETING:

Wyoming 30, San Diego State 27 | Oct. 31, 2009 | Qualcomm Stadium | San Diego, Calif.

SAN DIEGO – Ian Watts kicked a 43-yard field goal with 23 seconds left as Wyoming overcame a 21-point deficit for a 30-27 win over host San Diego State Saturday night at Qualcomm Stadium.

The Cowboys rallied from a 27-6 deficit with three touchdowns in the fourth quarter to tie the score. Wyoming then recovered a fumbled pooch kick on the ensuing kickoff that set up Watts' game-winning kick.

The Cowboys got on the scoreboard first when Watts nailed a 27-yard field goal with 7:09 remaining in the first quarter. The Aztecs rallied with points on each of their next three drives to take a 17-3 lead.

SDSU's first score came thanks to Davion Mauldin's 39-yard kickoff return to start the drive. Eight plays and 55 yards later, Brandon Sullivan scored on a 1-yard rush to give the home team at 7-3 lead.



SAN DIEGO STATE-WYOMING

Oct. 24, 2009 | Qualcomm Stadium | San Diego, Calif.
Attendance: 18,851 | Weather: 58 degrees, 5 mph

	1	2	3	4	-	Total
Wyoming	3	3	0	24	-	30
San Diego State	7	10	10	0	-	27

Scoring Summary

WYO – Watts 27-yd FG – 10 plays, 42 yards, 4:36 (7:09, 1st)
SDSU – Sullivan 1-yd run (Yoshida kick) – 8 plays, 55 yards, 4:18 (2:51, 1st)
SDSU – Yoshida 29-yd FG – 4 plays, 22 yards, 0:51 (13:54, 2nd)
SDSU – Sullivan 5-yd run (Yoshida kick) – 10 plays, 83 yards, 4:59 (3:58, 2nd)
WYO – Watts 27-yd FG – 10 plays, 41 yards, 3:20 (0:38, 2nd)
SDSU – Yoshida 40-yd FG – 5 plays, 14 yards, 2:06 (12:54, 3rd)
SDSU – Kazee 1-yd run (Yoshida kick) – 15 plays, 97 yards, 7:58 (2:19, 3rd)
WYO – Carta-Samuels 10-yd run (Watts kick) – 8 plays, 68 yards, 2:30 (14:49, 4th)
WYO – Alexander 33-yd run (Watts kick) – 6 plays, 73 yards, 2:16 (10:36, 4th)
WYO – Tooley 9-yd pass from Carta-Samuels (Watts kick) – 7 plays, 23 yards, 3:04 (2:07, 4th)
WYO – Watts 43-yd FG - 7 plays, 18 yards, 1:40 (0:23, 4th)

Team Stats

	Wyoming	San Diego State
First Downs	20	21
Rushes-Yards	47-200	32-157
Passing Yards	246	200
C-A-I	16-22-0	18-29-0
Total Offense	446	357
Fumbles-Lost	1-1	1-1
Penalties-Yards	6-65	4-25
Possession Time	31:08	28:52
Turnovers	1	1
Average Field Pos.	WYO 38	SDSU 35

INDIVIDUAL STATS

Rushing (Att.-Yards-TDs): WYO: Stewart 19-76-0; Alexander 15-73-1; Carta-Samuels 13-51-1. SDSU: Sullivan 15-105-2; Kazee 13-52-1; D. Brown 1-0-0.

Passing (Att.-Comp.-Int., Yards, TDs): WYO: Carta-Samuels 22-16-0, 246, 1. SDSU: Lindley 29-18-0, 200, 0.

Receiving (No.-Yards-TDs): WYO: Tooley 4-70-1; Leonard 4-28-0; Bolger 2-36-0; Bolling 2-12-0; Alexander 1-56-0; McNeill 1-25-0; Genho 1-10-0; Stewart 1-9-0. SDSU: Sampson 5-50-0; Sandifer 4-27-0; Sullivan 4-24-0; Wallace 3-56-0; Shields 2-43-0.

War Memorial Stadium.

The Aztecs struck first, driving 43 yards on their opening series before settling for a 35-yard field goal from Lane Yoshida. It marked the first time in 2008 that San Diego State had scored on its opening drive of the game.

The Cowboys responded on their second series of the game by driving 89 yards in 12 plays and converting three third-down situations en route to a Devin Moore 35-yard touchdown run.

The Aztec defense forced two three-and-out series in Wyoming's first three possessions to keep the score in check. But the Cowboys struck for three second quarter touchdowns, including two scores in the final 2:25 of the first half to open up a 28-3 halftime lead.

Wyoming completed just six passes on the afternoon and was held to 166 total passing yards, but completed two big pass plays, one each on its final two drives of the half, to help set up the touchdowns.

After starting at its own 20-yard line, Wyoming converted a third-and-2 to set up a 69-yard touchdown pass play from Stutzrien to Stewart. That gave the Cowboys a 21-3 advantage.

Following an SDSU punt, Wyoming again struck for a big play, this time converting a 58-yard pass play to take the ball from the Cowboy 37-yard line to the Aztec five. Two plays later, Devin Moore had his third rushing touchdown of the half and Wyoming had a 25-point halftime lead.

The Aztecs took the opening kickoff of the second half and drove to the Cowboy 5-yard line, before the drive stalled. Later in the quarter, the Aztecs would secure a touchdown for their 23rd consecutive game, when Lindley found Justin Shaw from 26 yards out. It marked the first career score for the senior Shaw.

Lindley continued his remarkable freshman campaign, recording his third 300-yard passing game and setting a school freshman record for most pass attempts without throwing an interception.

Wyoming marched down to the San Diego State 1-yard line on the next drive until Luke Laologi forced a fumble on 1st and goal as Larry Parker returned it 65 yards to the Cowboy 34. Lane Yoshida converted a 29-yard field goal four plays later for another Aztec score.

SDSU put together a 10-play, 83-yard drive on its next possession, eating up 4:59 in the process. The drive culminated in Sullivan's second rushing touchdown of the day, this time a 5-yard scamper.

Wyoming answered to end the half and close the game to 17-6 with a 27-yard field goal by Watts.

San Diego State scored in each of its next to drives – 40-yard field goal by Yoshida and 1-yard touchdown rush by Walter Kazee – to take a commanding 27-6 lead.

The Cowboys, however, scored rushing touchdowns on back-to-back drives to cut it to one score at 27-20.

The Aztecs finally put together a good drive to get to the Wyoming 12 where a field goal attempt would effectively seal the win. Yoshida's attempt from 28 yards, however, was blocked and recovered by the Cowboys.

Wyoming then tied the game on a David Tooley 9-yard touchdown strike from Alexander with just 2:07 left.

SDSU's Hunter Hewitt botched a short kick-off and the Cowboys recovered. Wyoming went just 18 yards before Watts nailed the game-winning field goal from 43 yards with just 23 seconds left.

Sullivan recorded his second 100-yard rushing game of the season and of his career with 105 yards on 18 carries, while quarterback Ryan Lindley became just the ninth player in school history to surpass 5,000 yards passing, doing so in the team's TD drive in the first quarter.

▶ LAST MEETING IN LARAMIE: Wyoming 35, San Diego State 10
Wyoming 35, San Diego State 10 | Nov. 1, 2008 | War Memorial Stadium | Laramie, Wyo.

LARAMIE, Wyo. – San Diego State received a 311-yard passing performance from redshirt freshman Ryan Lindley and drove inside the Wyoming 18-yard line five times but was denied victory in a 35-10 loss to Wyoming at

SDSU PRESEASON ACCOLADES

NATIONAL RANKINGS

- No. 77 - Yahoo! Sports
- No. 79 - Lindy's
- No. 86 - Athlon Sports
- No. 91 - Sporting News
- No. 91 - The Kickoff College Football 2010

CONFERENCE RANKINGS

- No. 5 - Lindy's
- No. 5 - Phil Steele's College Football Preview
- No. 6 - Blue Ribbon College Football Yearbook
- No. 6 - Athlon Sports
- No. 6 - Yahoo! Sports
- No. 6 - The Kickoff College Football 2010
- No. 8 - Sporting News College Football

VINCENT BROWN

- * Biletnikoff Award Watch List
- * HM All-American - College Fball Insiders
- * Preseason all-Mountain West Conference first team - Athlon Sports, Blue Ribbon, Lindy's, MWC, Phil Steele Magazine, Sporting News, Yahoo! Sports
- * Sixth-best wide receiver in the country - Lindy's
- * 10th-best WR - Phil Steele's College Fball Preview
- * "Most Dangerous Deep Threat" in the MWC - Lindy's

MILES BURRIS

- * Preseason all-Mountain West Conference second team - Phil Steele Magazine
- * 40th-best ILB - Phil Steele's College Fball Preview

TRASK IOSEFA

- * Rimington Trophy Watch List
- * Preseason all-MWC second team - Lindy's
- * Preseason all-MWC third team - Phil Steele Magazine
- * 28th-best center - Phil Steele's Coll. Fball Preview

ERNIE LAWSON

- * Preseason all-MWC fourth team - Phil Steele Magazine

RYAN LINDLEY

- * Preseason all-Mountain West Conference second team - Phil Steele Magazine
- * Mountain West Offensive Player of the Year - Lindy's
- * "Best Passing Quarterback" in the MWC - Sporting News
- * "Strongest Arm" in the MWC - Lindy's
- * 38th-best QB - Phil Steele's College Fball Preview

ANDREW PRESTON

- * Preseason all-MWC third team - Phil Steele Magazine

DEMARCO SAMPSON

- * Preseason all-Mountain West Conference second team - Phil Steele Magazine
- * "Best Hands" in the MWC - Lindy's
- * 62nd-best WR - Phil Steele's College Fball Preview

BRIAN STAHOVICH

- * Preseason all-Mountain West Conference first team - Athlon Sports, Blue Ribbon, Lindy's, MWC Phil Steele Magazine, Sporting News

ALSTON UMUOLO

- * John Mackey Award Watch List
- * Preseason all-Mountain West Conference first team - Athlon Sports, MWC, Phil Steele Magazine
- * Preseason all-MWC second team - Lindy's
- * 15th-best TE - Phil Steele's College Fball Preview

B.J. WILLIAMS

- * Preseason all-MWC third team - Phil Steele Magazine

SDSU SITUATIONAL RECORD

Category	2010	Hoke Era
Overall Record	5-2	9-10
Scoring - first to score	3-0	4-1
Leading - after 1 qtr.....	3-0	4-3
Leading - at halftime	5-0	8-2
Leading - after 3 qtr.....	5-0	7-2
OFFENSE		
Scoring - 30 or more pts.....	4-0	7-0
Scoring - 24 or more pts.....	5-1	8-4
Total Offense - 500+ yds	3-0	4-0
Total Offense - 400+ yds	4-1	6-2
Passing - 300+ yds	3-0	4-2
Rushing - 200+ yds.....	3-1	3-1
First Downs - 20+	3-0	5-3
3rd Down Conv. - 50 pct.+	1-0	3-2
Turnovers - 2 or fewer.....	5-2	9-7
Field Position - 30 or better.....	4-0	7-1
Field Position - 25 or better.....	5-1	9-5
Play Call - 50 pct.+ rushing.....	4-0	6-1
DEFENSE		
Allowing 24 pts. or less	4-1	7-1
Allowing 17 points or less	2-0	3-0
Total Offense - <=300 yds.	2-0	4-1
Passing - <= 150 yds.....	2-1	3-2
Rushing - <= 100 yds.....	1-1	2-1
First Downs - <= 15	2-0	3-1
3rd Down Conv. - <= 33 pct.	4-1	6-1
Turnovers - forced 3 or more....	0-1	2-2
Field Position - <=25	2-0	3-0
Field Position - <=20	0-0	0-0
Defense Scores Points	0-0	2-1
COMPARISON		
SDSU more Rushing Yards	4-1	6-1
SDSU more Return Yards.....	3-1	3-3
SDSU fewer Turnovers	1-2	4-2
SDSU more Time of Poss.	3-1	5-1
SDSU more 1st D. and ToP	3-0	5-0
SDSU better Avg. Field Pos.....	4-1	7-1
SDSU adv. in TO and AFP.....	1-1	3-1
SDSU Special Teams Score	0-0	0-0
INDIVIDUAL		
Rusher - 100+ Yards.....	2-1	4-3
Passer - 300+ Yards	3-0	4-1
Receiver - 100+ Yards	4-1	6-6
100+ Rusher, 300+ Passer.....	1-0	1-1

Senior Corey Boudreaux posted a game-high 13 tackles, including 11 solo stops, while senior linebacker Russell Allen posted his 10th career double-digit tackle game with 11.

► **2007 MEETING: LAST SDSU SERIES WIN**

San Diego State 27, Wyoming 24 | Nov. 3, 2007 | Qualcomm Stadium | San Diego, Calif.

SAN DIEGO – In a game that the Aztecs dedicated to the San Diego Fire Department and other personnel who provided assistance during the tragic wildfires that burned throughout the county in the previous week, San Diego State overcame a 21-point deficit to defeat Wyoming, 27-24. The win marked the largest comeback victory for the Aztecs since 1974.

Senior quarterback Kevin O’Connell, who had a rough start with two interceptions in the first quarter, bounced back to complete two touchdown passes and also ran for his 15th career rushing touchdown, the most by any quarterback in Aztec history.

The Cowboys jumped out to a quick start after a pick by Julius Stinson set up a 19-yard touchdown pass from Karsten Sween to Michael Ford. Wyoming tacked on one more score before the end of the quarter, with an 80-yard interception return by Quincy Rogers.

Wyoming then went up 21-0 after Ford’s second TD reception of the game, but San Diego State was able to counter in the last two minutes of the half, with O’Connell completing a 5-yard pass to Chaz Schilens for the Aztecs first points of the evening.

In the third quarter, SDSU picked up right where it left off before the break, using a 5-play, 83-yard drive that resulted in O’Connell’s 29-yard touchdown run. The Aztecs pulled within one (21-20) on their next drive thanks to a 6-yard TD run by Brandon Sullivan.

The Cowboys used their first drive in the final 15 minutes of play to increase their lead with a 44-yard field goal by Billy Vinnedge. Trailing 24-20, the Aztecs were unsuccessful on several drives before freshman Vincent Brown caught the game-winning, 27-yard touchdown pass from O’Connell with 1:06 left on the clock.

O’Connell, who completed 20 of his 44 pass attempts, compiled 249 yards in the air, while Brett Swain led all receivers with 95 yards on six catches. But it was the Aztec defense that allowed SDSU to come back for the win as they held Wyoming to just one field goal in the second half. Corey Boudreaux led the way with 12 stops and the Aztecs recorded a season high 15 tackles for loss.

For the Cowboys, Sween completed 22 of his 30 pass attempts for 159 yards, with his two TD passes going to Ford, who totaled 70 yards on the night.

► **2006 MEETING IN LARAMIE**

Wyoming 27, San Diego State 24 | Nov. 4, 2006 | War Memorial Stadium | Laramie, Wyo.

LARAMIE, Wyo. - The Wyoming Cowboys scored 24 unanswered points to hand visiting San Diego State a 27-24 loss at War Memorial Stadium.

The Aztecs got on the board early, when quarterback Kevin Craft found wideout Chaz Schilens on a 60-yard touchdown reception on the game’s second play from scrimmage. The two sides traded field goals later in the quarter with Cowboy Jake Scott converting from 32 yards out and Aztec Garrett Palmer hitting a 35-yard field-goal attempt.

San Diego State got its biggest lead of the afternoon at 17-3, when a botched Wyoming punt deep in its own territory led to a fumble, which safety T.J. McKay returned 23 yards for his first career touchdown.

The Cowboys gained the momentum back heading into the locker room, putting together a 14-play, 72-yard drive that resulted in a two-yard Joseph Harris touchdown run with just 33 seconds remaining in the half.

Harris struck again in the third quarter, tying the game with another TD that ended a 14-play, 74-yard Cowboy drive that ate up 7:16 on the clock. The host took its first lead in the fourth quarter when quarterback Karsten Sween found Wade Betschart on a five-yard pass play to put the Cowboys ahead, 24-17.

SDSU’s attempt to regain its lead fell short on its next possession, when Craft’s pass was tipped and intercepted at the Aztec 33-yard line.

The Cowboys took advantage of the turnover with what would prove to be the game-winner, when Aric Goodman recorded a career-long 52-yard field goal to put his team up, 24-17.

SDSU quarterback Kevin O’Connell, who saw his first action since the season-opener, led the Aztec to a quick score, finding Brett Swain down the right side line for a 66-yard touchdown to close the gap to just three points, 27-24.

Wyoming, however, preserved its come-from-behind victory when it recovered the ensuing on-side kick and then ran out the final 1:42.

Defensively, two Aztecs finished with double-figure tackles, including linebacker Joe Martin (15 tackles) and safety Brett Sturm (13). SDSU punter Michael Hughes logged three punts over 50 yards, including a season-long 64 yarder. His 52.2 yard average on five punts ranks third in Aztec single-game history.

LAST TIME OUT: SDSU 30, NEW MEXICO 20

SDSU SEASON RECORD BOOK

RUSHING YARDS, FRESHMAN SEASON

Pl.	Player, Season	Yards
1.	Marshall Faulk, 1991	1,429
2.	Lynell Hamilton, 2004	1,087
3.	Ronnie Hillman, 2010	849
4.	Darrin Wagner, 1989	787
5.	Atiyah Henderson, 2006	764
6.	Wayne Pittman, 1991	606

RUSHING YARDS, FIRST 7 GMS. FR. SEASON

Pl.	Player, Season	Yards
1.	Marshall Faulk, 1991	983
2.	Ronnie Hillman, 2010	849
3.	Lynell Hamilton, 2004	670

RUSHING YARDS, FIRST 8 GMS. FR. SEASON

Pl.	Player, Season	Yards
1.	Marshall Faulk, 1991	983
2.	Lynell Hamilton, 2004	775

HILLMAN GAME-BY-GAME

2010 SEASON

Opponent	Att.	Yds.	TD
Nicholls State	15	65	1
at New Mexico State	22	150	4
at Missouri	23	228	2
Utah State	23	89	1
at Brigham Young	11	62	0
Air Force	24	191	2
at New Mexico	18	64	1
at Wyoming			
Colorado State			
at TCU			
Utah			
UNLV			

2010 SEASON

Opponent	FD/TD	5+	10+	20+
Nicholls State	6	5	2	0
at New Mexico State	8	10	3	2
at Missouri	3	8	3	2
Utah State	6	7	4	0
at Brigham Young	3	3	2	1
Air Force	7	8	3	3
at New Mexico	2	6	2	0
at Wyoming				
Colorado State				
at TCU				
Utah				
UNLV				



SDSU-NEW MEXICO

Oct. 23, 2010 | University Stadium | Albuquerque, N.M.

Attendance: 16,488 | Weather: 58, winds WNW 17, partly cloudy

	1	2	3	4	-	Total
San Diego State	7	10	10	3	-	30
New Mexico	3	3	7	7	-	20

Scoring Summary

UNM – Aho 46-yd FG – 4 plays, 1 yard, 0:46 (13:04, 1st)

SDSU – Hillman 11-yd run (A.Perez kick) – 10 plays, 64 yards, 4:29 (8:23, 1st)

SDSU – A. Perez 36-yd FG – 9 plays, 42 yards, 3:16 (14:52, 2nd)

UNM – Aho 25-yd FG – 10 plays, 72 yards, 4:02 (10:50, 2nd)

SDSU – Sampson 40-yd pass from Lindley (A.Perez kick) – 1 plays, 40 yards, 0:05 (0:00, 2nd)

SDSU – A. Perez 30-yd FG – 9 plays, 48 yards, 3:22 (11:32, 3rd)

UNM – Reed 25-yd pass from Holbrook (Aho kick) – 9 plays, 80 yards, 3:23 (8:09, 3rd)

SDSU – Sampson 32-yd pass from Lindley (A.Perez kick) – 6 plays, 63 yards, 2:26 (5:35, 3rd)

SDSU – A. Perez 31-yd FG – 9 plays, 24 yards, 4:00 (2:54, 4th)

UNM – Reed 18-yd pass from Gruner (Aho kick) – 10 plays, 81 yards, 2:33 (0:14, 4th)

Team Stats

	San Diego State	New Mexico
First Downs	22	16
Rushes-Yards	41-135	31-109
Passing Yards	249	193
C-A-I	18-37-1	15-26-1
Total Offense	384	302
Fumbles-Lost	1-1	1-1
Penalties-Yards	5-66	10-87
Possession Time	34:07	25:53
Turnovers	2	2
Average Field Pos.	SDSU 41	UNM 23

INDIVIDUAL STATS

Rushing (Att.-Yards-TDs): SDSU: Sullivan 18-69; Hillman 18-64; Lindley 1-3; D. Brown 3-5; Team 1-(-1). UNM: Wright 11-60; Godfrey 4-17; Holbrook 4-11; Carrier 6-11; Dennis 4-9; Gruner 1-7; Fussell 1-(-6).

Passing (Att.-Comp.-Int., Yards, TDs): SDSU: Lindley 37-18-1, 249, 2; UNM: Holbrook 27-11-1, 124, 1; Gruner 9-4-0, 69, 1.

Receiving (No.-Yards-TDs): SDSU: Sampson 7-127-2; V. Brown 7-85; Escobar 2-11; Quigley 1-13; Sandifer 1-13. UNM: Reed 5-95-2; Hernandez 4-49; Williams 2-33; Dennis 2-(-11); Carrier 1-17; Kirk 1-10.

ALBUQUERQUE -- San Diego State got two touchdowns from DeMarco Sampson and three field goals from Abel Perez to help keep New Mexico winless on the year, as the Aztecs moved to 5-2 overall and 2-1 in league play with a 30-20 victory at University Stadium.

The win was SDSU's first in Albuquerque since the 2000 campaign, and marked the first time the Aztecs have claimed consecutive victories over the Lobos in Mountain West Conference history.

The visitors spotted New Mexico an early lead when junior Larry Parker fumbled a punt return and the Lobos recovered at the SDSU 30-yard line just a minute and 10 seconds into the game. UNM only advanced one yard, but place-kicker James Aho put a 46-yard field goal through the uprights for a 3-0 lead.

The Aztec offense finally got the ball for the first time in the game at the 12:52 mark and utilized six consecutive draw plays by running back Ronnie Hillman, including one on fourth down, to get into Lobo territory. SDSU quarterback Ryan Lindley then completed three straight passes to set up Hillman's 11-yard touchdown run for the 7-3 advantage.

The two sides swapped second-quarter field goals and it looked to be a 10-6 game heading into the locker room, but an 11-yard New Mexico punt gave the Aztecs the ball back on the Lobo 40-yard line with five seconds remaining in the first half. SDSU utilized its one final play, as Lindley threw a jump ball into the end zone, which senior wideout DeMarco Sampson managed to pull down for a touchdown as time expired.

The Aztecs used that momentum to add three more points to their total on another field goal to start the third quarter, but the Lobos made it a one possession game at 20-13 on a 25-yard TD pass from quarterback B.R. Holbrook to Lucas Reed.

SDSU quickly moved its lead back up to 14 points just two and a half minutes later when Lindley and Sampson connected for the second time on a 32-yard pass play to move the score out to 27-13.

The Aztecs got the ball right back on an interception by Josh Wade, but failed to turn it into any points as the two sides combined for seven consecutive punts from the end of third quarter through most of the fourth quarter.

SDSU's Abel Perez tallied his third field goal of the night following a Lobo fumble and UNM notched a last second touchdown to round out scoring in the 30-20 Aztec victory.

POSTGAME NOTES - NEW MEXICO

- ▶ San Diego State improves to 5-2 on the season, matching the school's best start in the last 33 seasons (since 1977), and marks the Aztecs' best start to a campaign in the last 14 seasons (since SDSU opened 5-2 in 1996).
- ▶ Despite having five regular-season games remaining, San Diego State's five victories this season surpass its win total from the last four seasons and match or surpass the win total from the past six seasons.
- ▶ This is the first time an Aztec team has been three-games above .500 at any point during the season since SDSU owned a 7-4 record after the 1998 regular season. The Aztecs finished the campaign at 7-5, following a 20-13 loss to North Carolina in the Las Vegas Bowl (SDSU's last bowl appearance).
- ▶ San Diego State snaps a four-game losing streak to New Mexico in Albuquerque during which the Aztecs were outscored, 145-38. This is San Diego State's first win at New Mexico since a 17-16 decision on Nov. 4, 2000.
- ▶ Current San Diego State defensive coordinator and former New Mexico head coach Rocky Long has now been on the winning sideline of this rivalry the last 10 times these teams have played.
- ▶ San Diego State has defeated New Mexico in consecutive meetings for the first time in MWC history

SDSU CAREER RECORD BOOK**PASSING YARDS**

Pl. Player, Seasons	Yards
1. Todd Santos, 1984-85-86-87	11,425
2. Billy Blanton, 1993-94-95-96	8,165
3. Kevin O'Connell, 2004-05-06-07	7,689
4. Ryan Lindley, 2008-09-10	7,597
5. Dan McGwire, 1989-90	7,484

ATTEMPTS

Pl. Player, Seasons	Att.
1. Todd Santos, 1984-85-86-87	1,484
2. Kevin O'Connell, 2004-05-06-07	1,151
3. Ryan Lindley, 2008-09-10	1,097
4. Billy Blanton, 1993-94-95-96	920
5. Dan McGwire, 1989-90	889

COMPLETIONS

Pl. Player, Seasons	Comp.
1. Todd Santos, 1984-85-86-87	910
2. Kevin O'Connell, 2004-05-06-07	664
3. Ryan Lindley, 2008-09	607
4. Billy Blanton, 1993-94-95-96	588
5. Dan McGwire, 1989-90	528

PASSING TDs

Pl. Player, Seasons	TDs
1. Todd Santos, 1984-85-86-87	70
2. Billy Blanton, 1993-94-95-96	67
3. Dennis Shaw, 1968-69	58
4. Ryan Lindley, 2008-09	51
5. Kevin O'Connell, 2004-05-06-07	46
6. David Lowery, 1991-92-93	44
Brian Sipe, 1969-70-71	44
8. Dan McGwire, 1989-90	43
9. Don Horn, 1965-66	39
10. Tim Gutierrez, 1992-93-94	36
Mark Halda, 1977-78-79-80	36

TOTAL OFFENSE

Pl. Player, Seasons	Total Off.
1. Todd Santos, 1984-85-86-87	10,513
2. Kevin O'Connell, 2004-05-06-07	9,001
3. Billy Blanton, 1993-94-95-96	8,014
4. Ryan Lindley, 2008-09-10	7,413
5. Dan McGwire, 1989-90	7,087
6. David Lowery, 1989-91-92-93	5,930
7. Brian Sipe, 1969-70-71	5,374
8. Dennis Shaw, 1968-69	5,371
9. Adam Hall, 2001-02-03	5,007
10. Matt Kofler, 1980-81	4,691

CAREER QB STARTS

Pl. Player, Seasons	Starts
1. Todd Santos, 1984-85-86-87	45
2. Kevin O'Connell, 2004-05-06	33
3. Ryan Lindley, 2008-09	30
4. Billy Blanton, 1993-94-95-96	28
5. David Lowery, 1991-92-93	24

CONSECUTIVE QB STARTS

Pl. Player, Streak	Yards
1. Billy Blanton, Oct. 15, 1994-Nov. 28, 1996	28
2. Ryan Lindley, Oct. 18, 2008-Present	25
3. Dan McGwire, Sept. 2, 1989-Dec. 1, 1990	23
4. David Lowery, Oct. 5, 1991-Sept. 18, 1993	22
Brian Sipe, Sept. 12, 1970-Dec. 4, 1971	22
6. Dennis Shaw, Sept. 14, 1968-Nov. 29, 1969	20
7. Craig Penrose, Oct. 12, 1974-Nov. 22, 1975	19

and the first time since the 1995 and 1996 encounters.

► San Diego State improves to 2-1 in conference play, marking the Aztecs' best record after three MWC games since the 2005 squad also opened with a 2-1 league mark.

► San Diego State is 2-2 in road games this season, which equals the total number of road wins in the 15 road games prior to this season (2-13). The two road wins this season equals or surpasses the road wins from each of the previous nine seasons.

► San Diego State is 9-10 in 19 games under Brady Hoke. The nine wins is equal to the total number of victories the Aztecs had in the 33 games prior to his arrival when SDSU went 9-24.

► San Diego State has defeated Air Force and New Mexico in the same season for the first time since 1996.

► On Ronnie Hillman's first quarter TD, SDSU has now scored a touchdown in 45 straight games ... The Aztecs have scored a touchdown on their opening drive of a game three times in the last five outings (also vs. Utah State, Missouri).

► With its first touchdown of the game, San Diego State owned a lead over New Mexico in Albuquerque for the first time since 2000 ... The TD was the first time SDSU has scored in the first quarter vs. the Lobos also since 2002 (SDSU had been outscored by UNM 84-0 in the first quarter since 2002).

► With the touchdown to DeMarco Sampson, SDSU has scored points in two consecutive games as time has expired in the first half (FG vs. AFA; TD at UNM) ... SDSU has scored a touchdown in the final two minutes of the first half in four different outings (also vs. Nicholls, at NMSU, at Missouri) ... Saturday's TD at the end of the first half was SDSU's seventh touchdown drive of less than a minute in 2010.

► The Aztecs' point total Saturday vs. UNM is its highest since tallying 36 in a win on Oct. 17, 1998 ... The UNM offense was 0-for-11 on 3rd-down conversions tonight, before converting its first at the 7:42 mark of the fourth quarter. The Lobos finished 1-for-12 in that category.

PLAYER NOTES

► **Ronnie Hillman, Freshman RB:** Has scored a touchdown in six of seven games this season ... Moved into third in most rushing yards by an Aztec freshman in a single season, passing Darrin Wagner, who had 787 yards in 1989 ... Has 849 yards rushing this season, including 11 touchdowns ... His 849 yards are the most by an Aztec in a season since Lynell Hamilton had 1,087 yards also has a freshman in 2003.

► **DeMarco Sampson, WR:** Has caught a pass in 21 consecutive outings ... Recorded two TDs in a single game for the second time this season and it is the fifth time in his career he has had a multi-TD outing ... Posted back-to-back 100-yard receiving outings for the first time in his career, after having 106 yards last week vs. No. 23 Air Force ... Fourth career 100-yard receiving game ... Aztec wideouts have combined for five, 100-yard receiving games in seven outings in 2010.

► **Vincent Brown, Senior WR:** Posted a season-high in catches Saturday with seven (prev. 6 vs. BYU).

► **Brian Stahovich, Junior P:** Has 14 kicks for more than 50 yards this season, including three Saturday, and has 39 career, 50+-yard kicks in his career ... This is the fifth time this season he has had a net punt of at least 50 or more yards (MWC leader).

► **Abel Perez, Junior PK:** Posted a season-best three field goals, the most FGs in a single game by an Aztec since 2005 ... Has at least two field goals in a game for the fifth time this season ... Has 12 field goals on the year, already exceeding the team's season total of 10 in 2009 ... Had four touchbacks Saturday, giving him 16 on the season.

► **Brandon Sullivan:** Became the 32nd Aztec to record 1,000 career rushing yards, reaching the milestone in the third quarter of his 36th career outing ... Had a season-best in both carries and rushing yardage tonight (prev. 2 carries, 14 yards vs. Nicholls).

► **Ryan Lindley, Junior QB:** Surpassed the 7,500-mark in career passing yards Saturday, becoming the fourth Aztec to accomplish the feat (also Todd Santos, Billy Blanton, Dan McGwire and Kevin O'Connell)

OTHER NOTES

► Junior Brandon Davis had a career-long 39-yard kickoff return to start the second half.

► Senior Jose Perez has six PBU's in the last two outings.

► Sophomore Josh Wade recorded his first career INT in the third quarter ... SDSU has intercepted a pass in five consecutive outings for the first time since doing so in 11 straight contests from Dec. 2, 2006 until Nov. 17, 2007.

AMONG THE ELITE

Through last Saturday's games, San Diego State is one of 15 schools nationally, one of three Mountain West Conference schools and one of two unranked schools to rank among the top 40 nationally in the four major statistical categories - scoring offense, scoring defense, total offense and total defense.

San Diego State joins undefeated TCU and Utah as members of the Mountain West Conference that are ranked in the top 40 of all four statistical categories.

The Aztecs appearing in this rare company is particularly impressive when considering where SDSU ranked in these four categories last season. San Diego State ended the 2009 campaign ranked 85th in scoring offense, 98th in scoring defense, 86th in total offense and 74th in total defense. It was even worse before Brady Hoke and Company took over, as the Aztecs ended 2008 ranked 104th in scoring offense, 113th in scoring defense, 99th in total offense and 113th in total defense. That means the Aztecs were in the bottom 20 of all four major categories.

A list of schools and their ranking in the four categories can be found on the next page.

NCAA FBS Schools Ranked In The Top 40 of The Four Major Statistical Categories - Scoring Offense and Defense and Total Offense and Defense (Listed By BCS Ranking)

BCS Ranking	Team	Scoring Offense	Total Offense	Scoring Defense	Total Defense
2.	Oregon	1	1	12	30
3.	Boise State	4	4	2	1
4.	TCU	11	7	1	2
5.	Michigan State	22	27	18	32
6.	Missouri	32	24	5	38
7.	Alabama	26	28	3	12
8.	Utah	14	3	4	5
10.	Wisconsin	35	19	34	25
11.	Ohio State	20	6	9	3
14.	Nebraska	17	10	17	18
15.	Arizona	28	32	7	10
16.	Florida State	37	21	13	20
23.	Virginia Tech	33	15	31	36
	San Diego State	19	33	15	40
	Texas A&M	16	36	40	29

FAST STARTS

As previously noted, San Diego State is off to its best start since the 1996 season and has matched its best start since a 6-1 opening in 1977. This is the best start to a season in 14 years and matches the best start to a campaign in the last 34 seasons.

This is tied for the best start by a San Diego State team since the Aztecs joined the Western Athletic Conference in 1978. Since 1978, San Diego State has won five of its first seven games to open a season on five occasions. On four of the previous five occasions, the Aztecs posted a winning record to end the season and ended up .500 in the other season. San Diego State ended the season with eight wins in four of those five campaigns.

In those five seasons that the Aztecs opened 5-2, San Diego State has won the eighth game of the season all five times.

San Diego State Best Record After 7 Games (Last 33 years, since 1978 when SDSU joined the WAC)

Rk.	Season	7-Game Record	8th Game	Final Record	Note
1.	2010	5-2			
	1996	5-2	W	8-3	Finished tied for 2nd in Pac. Div. of WAC
	1995	5-2	W	8-4	Won six straight games during season
	1993	5-2	W	6-6	Luginbill's final team started 5-2
	1991	5-2	W	8-4-1	Played Tulsa in the Freedom Bowl
	1979	5-2	W	8-3	Two four-game winning streaks
7.	1992	4-2-1	L	5-5-1	SDSU was ranked during the season

PROGRESS AS PROMISED

We have passed the midway point of the season and the remarkable progress San Diego State has shown under second-year coach Brady Hoke and his staff is quite evident when looking at the stats.

In addition marching towards the programs' first winning record since 1998, the Aztecs' progress in the NCAA stats is equally amazing.

The Aztecs have surpassed the victory total in the last four seasons with five regular-season games remaining and currently rank among the national leaders in many statistical categories.

At the right is a comparison of the national rankings in major categories from the past three seasons - 2008 (the year prior to Brady Hoke), 2009 (the first year of Hoke and Co.) and this season.

This year, San Diego State ranks among the top 40 of both scoring offense and scoring defense and in the top 25 in five of the 17 main team statistics the NCAA keeps. By comparison, The Aztecs were ranked in the top 61 of just one category last season and in 2008, were in the bottom 20 in 11 of the 17 main categories.

WE HAVE LOCATED THE RUNNING GAME

Brady Hoke and offensive coordinator Al Borges have pledged to have a balanced offensive attack since they arrived on campus. This year, Aztec fans have seen exactly what they meant.

After finishing 105th (2007), 117th (2008) and 116th (2009) in rushing offense the last three seasons, San

SDSU CAREER RECORD BOOK

CAREER RECEPTIONS

Pl. Player, Seasons	Rec.
1. J.R. Tolver, 1999-00-01-02	262
2. Jeff Webb, 2001-03-04-05	234
3. Will Blackwell, 1994-95-96	197
4. Monty Gilbreath, 1986-87-88-89	187
5. Tim Delaney, 1968-69-70	180
6. Darnay Scott, 1991-92-93	178
7. Vincent Brown, 2007-08-09-10	176
8. Patrick Rowe, 1987-88-90-91	155
9. Gary Garrison, 1964-65	148
10. Az-Zahir Hakim, 1994-95-96-97	147

- DeMarco Sampson, 2005-08-09-10	113

RECEIVING YARDS

Pl. Player, Seasons	Yards
1. J.R. Tolver, 1999-00-01-02	3,572
2. Darnay Scott, 1991-92-93	3,139
3. Will Blackwell, 1994-95-96	2,896
4. Jeff Webb, 2001-03-04-05	2,890
5. Patrick Rowe, 1987-88-90-91	2,678
6. Az Hakim, 1994-95-96-97	2,622
7. Tim Delaney, 1968-69-70	2,535
8. Vincent Brown, 2007-08-09-10	2,336
9. Monty Gilbreath, 1986-87-88-89	2,241
10. Gary Garrison, 1964-65	2,188
11. Vince Warren, 1982-83-84-85	2,134

RECEIVING TOUCHDOWNS

Pl. Player, Seasons	TDs
1. Tom Reynolds, 1969-70-71	31
2. Gary Garrison, 1964-65	26
3. Will Blackwell, 1994-95-96	25
Darnay Scott, 1991-92-93	25
4. Az Hakim, 1994-95-96-97	21
6. Jeff Webb, 2001-03-05-05	20
Tim Delaney, 1968-69-70	20
8. J.R. Tolver, 1999-00-01-02	18
9. Jimmy Raye, 1988-89-90	17
10. Vincent Brown, 2007-08-09-10	16
11. DeMarco Sampson, 2005-08-09-10	14
Ronnie Smith, 1976-77	14
Vince Warren, 1982-83-84-85	14

PUNTING YARDS

Pl. Player, Seasons	Yards
1. Wayne Ross, 1984-85-86-87	10,402
2. Michael Hughes, 2004-05-06-07	9,768
3. Brian Simnjanovski, 1999-00-01-02	7,627
4. Brian Stahovich, 2008-09-10	7,097
5. Mike Jezulin, 1980-81	5,794
6. Don Copeland, 1997-98	5,318
7. Tim Thorn, 1972-73-74	5,157
8. Willie Buchanon, 1970-71	4,751
9. Noel Prefontaine, 1995-96	4,469
10. Joe Santos, 1988-89	4,287

SDSU IN MAJOR NCAA STAT CATEGORIES

Category	2008	2009	2010
Season Record	2-10	4-8	5-2
Rushing Offense	117	116	37
Passing Offense	42	30	26
Total Offense	99	86	19
Scoring Offense	104	85	33
Rushing Defense	118	85	69
Pass Efficiency Defense	112	62	6
Total Defense	113	74	40
Scoring Defense	113	98	15
<i>NCAA FBS Ranking in each category. Red indicates top 25 ranking in category.</i>			

AZTECS IN THE NFL

Player	Pos.	NFL Team
Russell Allen	LB	Jacksonville Jaguars
Antwan Applewhite	LB	San Diego Chargers
Brandyn Dombrowski	OT	San Diego Chargers*
Heath Farwell	LB	Minnesota Vikings
Freddy Keiaho	LB	Jacksonville Jaguars^
Lance Louis	G	Chicago Bears*
Matt McCoy	LB	Seattle Seahawks
Kirk Morrison	LB	Jacksonville Jaguars*
Kevin O'Connell	QB	New York Jets^
Kassim Osgood	WR	Jacksonville Jaguars
Chester Pitts	G	Seattle Seahawks
Chaz Schilens	WR	Oakland Raiders*
Brett Swain	WR	Green Bay Packers
Roberto Wallace	WR	Miami Dolphins

^= injured reserve, *=currently listed as a starter on team depth-chart (via official team website)

2010 HONORARY WARRIORS

Name	Years at SDSU	Game
Marshall Faulk	1991-92-93	Nicholls State
Dennis Shaw	1968-69	Utah State
Leon Parma	1948-50	Air Force

Diego State has found its running game. Behind an offensive line that returned four starters from a year ago and spent the off-season living in the weight room, and a quartet of running backs, San Diego State has rushed for 1,247 yards and 16 touchdowns in its first seven games of the season.

The Aztecs currently rank 37th nationally in rushing, and the 15 rushing touchdowns are tied for 26th. San Diego State is averaging 5.45 yards per carry, which is the 16th-highest average in the country.

San Diego State rushed for 200 or more yards in the first three games of the season, marking the first time the Aztecs cleared 200 yards rushing in three consecutive games since 1998.

Other notes on the ground game: San Diego State ranks 37th nationally in rushing offense (178.14), 26th in rushing touchdowns (16) and 16th in rushing yards per carry (5.45)... San Diego State has already surpassed its team rushing total from the 2009 season (940) and 2008 season (878)... With 15 rushing touchdowns in six games this season, the Aztecs have more rushing touchdowns as they did in the 20 games prior... Last season, the Aztecs rushed for eight touchdowns in 12 games... Against Brigham Young, San Diego State's streak of consecutive games with at least 100 yards rushing was snapped at five games (it was the longest streak since Nov. 25, 2006 through Sept. 22, 2007)... Freshman running back Ronnie Hillman needs 151 yards to become the first Aztec player to rush for 1,000 yards since Lynell Hamilton rushed for 1,087 yards in 2003... San Diego State is on pace to have its highest rushing yards per game since 1998 WAC championship team averaged 186.6 (that is also the last year the Aztecs went to a bowl game).

SDSU RUSHING

Category	2007	2008	2009	2010
Games	12	12	12	7
Carries	359	284	328	229
Yards	1,247	878	940	1,247
Touchdowns	19	11	8	16
Yards Per Carry	3.5	3.1	2.9	5.4
Yards Per Game	103.9	73.2	78.3	178.1
National Rank. - Rushing	105	117	116	37

MEET RONNIE HILLMAN



True freshman running back Ronnie Hillman has a 228-yard rushing game against then 25th-ranked Missouri, three 150-yard rushing games and three Mountain West Conference offensive player of the week honors in his first seven games at the collegiate level.

The true freshman has 849 yards rushing and 11 touchdowns through the first six games of his career.

Against Missouri, Hillman became the 17th player in school history to record a 200-yard rushing game. With three 100-yard efforts this year, he is now tied for 23rd place in school history with three 100-yard rushing games.

Through seven games, Hillman has carried 136 times for 849 yards, an average of 6.24 yards per carry. The freshman already has 11 rushing touchdowns, seven more than any Aztec player had in 2009.

Among his classmates nationally, Hillman is second in rushing yards, yards per carry and rushing touchdowns.

at New Mexico State: Had a game to remember against New Mexico State, carrying 22 times for 150 yards and four second-half touchdowns in just his second college game. He became the 71st player to record a 100-yard rushing game in Aztec history and it was just the 81st time in school history that a player rushed for 150 or more yards.

at No. 25 Missouri: Torched the defense of a top-25 team by rushing for 228 yards and two touchdowns on 23 carries. Produced the longest rush by a player in an NCAA game this season with his 93-yard fourth-quarter touchdown. He also had a 75-yard touchdown run, which currently ranks as the 10th longest rush in an NCAA game this season.

vs. Air Force: Posted his third 100-yard rushing game this season and third for 150 yards or more after finishing with 191 yards on the ground. He recorded his third rush this season of 65 or more yards on his second quarter TD. He also scored on a 44-yard scamper to seal the win. With his effort, he has produced the second-most rushing yards by an Aztec freshman in his first six games, surpassing Lynell Hamilton (670 yards, 2004) and trailing Marshall Faulk (983 yards, 1991).

HILLMAN IN NCAA STATS

Category	No.	NCAA Rk.	NCAA Fr. Rk.
Rushing Yards Per Game	121.3	10th	2nd
Rushing Touchdowns	11	7th	2nd
Rushing Yards Per Carry*	6.24	10th	2nd

* - min. 100 yards per game.

NCAA Freshmen Class Leaders - Rushing Yards

Rk.	Name, School	Gm	Carries	Net	TDs	Avg.	Yards Per Game
1.	Taylor Martinez, Nebraska	7	100	870	12	8.70	124.29
2.	Ronnie Hillman, San Diego St.	7	136	849	11	6.24	121.29
3.	Marcus Lattimore, South Carolina	6	122	538	10	4.41	89.67
4.	Le'Veon Bell, Michigan St.	8	89	574	8	6.45	71.75
5.	Josh Harris, Wake Forest	6	62	430	4	6.94	71.67

With 849 yards to date, Hillman would need to average 30.2 yards over the remaining five regular-season games to become the third San Diego State freshman to rush for 1,000 yards. Marshall Faulk in 1991 and Lynell Hamilton in 2003 are the only Aztecs to break the 1K yard total in their freshman campaign.

HILLMAN MWC POW FOR THIRD TIME

Ronnie Hillman was named the Mountain West Conference co-Offensive Player of the Week for his performance in the team's upset of No. 23 Air Force, the league office announced Oct. 18. Hillman becomes the first Aztec to ever garner MWC honors three times in a single season, after also doing so on back-to-back weeks following the team's games at New Mexico State and No. 25 Missouri.

Hillman led SDSU to its first victory over a top-25 foe in 14 years, as the Aztecs edged 23rd-ranked Air Force, 27-25, at Qualcomm Stadium. The freshman logged 24 carries for 191 yards and a pair of touchdowns, including a 65-yard effort to give the home team a 7-0 lead and a 44-yarder that proved to be the game-winner with two minutes left in the fourth quarter.

Hillman, who shared the week's honor with TCU quarterback Andy Dalton, also added an eight-yard reception against the Falcons to account for seven of the team's 16 first downs on the evening. He boasted eight rushes for over seven yards and three for over 20 in averaging eight yards a carry.

Hillman is tied for second in school history for most career MWC player-of-the-week honors with All-American linebacker Kirk Morrison. Only former Aztec place-kicker Garrett Palmer has more awards to his credit since the league's inception in 1999, garnering one in each of his four seasons on The Mesa from 2004-07.

POLLING TIME

The San Diego State football team received votes in both of the major college football polls on Sunday after beating New Mexico to move to 5-2 overall, matching its best start in 33 seasons. This marks the first time that the Aztecs have received a vote in either of the two major polls since getting one point in the USA Today poll on Sept. 12, 2004.

This week, SDSU had the 31st-most votes (seven votes overall) in the Associated Press Top 25, while it garnered the 34th-most votes (three votes overall) in the USA Today Coaches' edition.

The last time San Diego State appeared in the Associated Press poll was when it debuted at the No. 25 spot on Nov. 7, 1995, following a 38-29 victory over New Mexico. It was the sixth straight win for the Aztecs at the time, as they eventually finished with an 8-4 overall record. With this week's poll results, San Diego State snaps a streak of 102 consecutive weeks in which the team did not receive a vote in either poll.

The AP poll is voted on by members of the media, while the USA Today poll is compiled by a board made up of current FBS head coaches.

OWNING THE CLASS OF 2009

Prior to the 2009 season, 22 NCAA Football Bowl Subdivision schools hired new coaches, including San Diego State hiring of Brady Hoke. Hoke and the Aztecs have been tough this season on other coaches hired prior to that same season, posting a 3-0 record against coaches in their second season with their current employer. The Aztecs have victories over DeWayne Walker of New Mexico State, Gary Andersen of Utah State and Mike Locksley of New Mexico. Saturday will mark the fourth meeting this season with a second-year coach when the Aztecs face Wyoming's Dave Christensen.

By any barometer, the Brady Hoke hiring has been a good one, with San Diego State on the verge of ending an 11-year bowl drought. Taking a look the 22 coaches that debuted at new schools prior to the 2009 campaign, we compared the school's two-year record prior to their arrival (2007-08) with their record at the school (2009-10) and then used baseball's games ahead/behind to come up with the difference.

Below is a look at the leaders in the category.

Class of 2009 Head Coaches - Top 12

Rk.	Name, School	Before (2007-08)		At School (2009-current)		GA/GB
		W	L	W	L	
1.	Paul Rhodes, Iowa State	5	19	11	10	+7.5
2.	Steve Sarkisian, Washington	4	21	8	11	+7.0
3.	Doug Marrone, Syracuse	5	19	9	10	+6.5
4.	Brady Hoke, San Diego St.	6	18	9	10	+5.5
	Rich Ellerson, Army	6	18	9	10	+5.5
6.	Tim Beckman, Toledo	6	18	9	10	+4.0
	Gene Chizik, Auburn	14	11	16	5	+4.0
8.	Gary Andersen, Utah State	5	19	6	13	+3.5
	Bill Snyder, Kansas State	10	14	11	8	+3.5
10.	Dave Christensen, Wyoming	9	15	9	12	+1.5
	Dan Mullen, Mississippi State	12	13	11	9	+1.5
12.	Chip Kelly, Oregon	19	7	17	3	+1.0

THREE AZTECS ON WATCH LISTS

San Diego State placed three student-athletes on preseason national award watch lists in 2010. Senior wide receiver Vincent Brown, senior center Trask Iosefa and senior tight end Alston Umuolo are on the initial short list for their positions' top honor.

Vincent Brown (Rancho Cucamonga, Calif.) is one of 51 candidates for the 2010 Biletnikoff Award, which is given annually to the nation's most outstanding college football wide receiver. Brown was one of 10 semifinalists for the same honor a year ago and is the first Aztec to be nominated for the award twice in his career. The 6-0 wideout entered the upcoming season with 140 career catches for 1,758 yards and 13 touchdowns. In 2009, he had 45 receptions for 778 yards and six touchdowns before suffering a season-ending injury against Colorado State. Despite only playing seven outings, he was still tabbed a second-team all-conference selection.

Trask Iosefa (Ewa Beach, Hawaii) is one of just 37 players to be named to the 2010 Fall Watch List for the Rimington Trophy, awarded annually to the nation's best center. Iosefa entered the 2010 campaign having made 36 consecutive starts, the most on the team. The three-year starter has played in every game since the beginning of the 2008 season. He was also on the Rimington Trophy watch list in 2009.

Alston Umuolo (Phoenix, Ariz.) is one of 32 candidates on the 2010 John Mackey Award Watch List, presented annually to the nation's top tight end. Umuolo, who earned a position on the preseason all-Mountain West Conference team as selected by the media at media day, has established himself as one of the premier tight ends in the nation. Last season, he caught a career-high 22 passes for 243 yards and three touchdowns. In 33 career games, the senior has 42 receptions for 420 yards.

Aztecs on National Watch Lists

Name	Position	Award	Note
Vincent Brown	WR	Biletnikoff	Was one of 10 semifinalists for the honor before getting hurt last season
Trask Iosefa	C	Rimington	Started all 36 games at center since arriving on campus prior to '07 season
Alston Umuolo	TE	Mackey	His 6-4, 255-pound frame make him a blocking force; 22 receptions in '09

THREE AZTECS NAMED TO PRESEASON MWC TEAM

San Diego State football was tabbed for a sixth-place finish and senior wide receiver Vincent Brown, senior tight end Alston Umuolo and junior punter Brian Stahovich were all named to the preseason all-Mountain West Conference team, according to the annual preseason media survey conducted by the league office. The 26-member all-conference squad and predicted league finish were released July 27 at the MWC's annual media day in Las Vegas.

The sixth-place ranking in the preseason poll was the highest for an Aztec team since also being selected sixth prior to the 2006 campaign. San Diego State has finished at or higher than its projected preseason ranking in four of the last five seasons.

With three members on the all-conference team, San Diego State equaled its combined representation in the previous four seasons (2006-09) and placed multiple individuals on the squad for the first time since four Aztecs - Lynell Hamilton, Mike Kracalik, Matt McCoy and Kirk Morrison - earned spots on the 2004 squad.

Brown was one of the top receivers in the country last season before suffering a season-ending thumb injury. Nonetheless, he earned second-team all-conference honors and enters his final year with 140 receptions, 1,758 receiving yards and 13 touchdowns receiving. Brown is on the preseason all-conference list for the second consecutive season, the first SDSU player to do so since current New Orleans Saints running back Lynell Hamilton was tabbed in 2004 and 2005.

Despite playing his home games at sea level, Stahovich was one of the nation's top punters a year ago as a sophomore. In 2009, he averaged 43.8 yards per kick and had 13 of his boots downed inside the 20. He was 13th in the country a year ago in punting average.

With 33 career games played, Umuolo has established himself as one of the premier tight ends on the West coast. Last season, he caught a career-high 22 passes for 243 yards and three touchdowns.

Defending MWC champion TCU, which finished 2009 with an 8-0 conference record (12-1 overall) and a No. 6 national ranking, was picked to win the league and received all 31 first-place votes. The Horned Frogs were followed by Utah (242 points), BYU (207 points), Air Force (195 points) and Wyoming (147 points). Colorado State (7th - 96 pts.), UNLV (8th - 56 pts.) and New Mexico (9th - 45 pts.) rounded out the poll.

AZTECS NAME CAPTAINS

San Diego State head coach Brady Hoke announced that seniors Doug Deakin, Ernie Lawson and Andrew Preston have been named team captains for the upcoming 2010 season. The three were selected in a vote by their teammates in late August.

Deakin, a senior wide receiver from Oak Park, Calif., started his career at San Diego State as a volunteer for the football video staff in 2006. He earned a spot on the roster the following season on the defensive scout team. In 2008, he switched positions to wide receiver and last season saw action in 11 games, mostly on special teams. He earned the 2008 President's Award for Highest Standards of Academic and Athletic Excellence, has been recognized as a SDSU Scholar-Athlete and was a 2009 nominee for the College Football Rudy Awards, honoring the student-athletes who demonstrate excellent character, contribution and commitment as members of their collegiate football teams.

Lawson, a senior defensive end from Vallejo, Calif., has played in 30 career games and made 17 career starts in his three seasons as a member of the Aztecs. He set career highs last season, with 22 tackles, 6 ½ tackles for loss, two sacks and a fumble recovery. He has 49 career stops and has started 12 consecutive games for San Diego State. This summer, Lawson has moved from defensive tackle to defensive end, and earned preseason all-Mountain West Conference honors by Phil Steele Magazine. Lawson is also a San Diego State scholar-athlete.

Preston, a senior Aztec back from Centennial, Colo., has moved from an outside linebacker position last season to the feature spot in defensive coordinator Rocky Long's defense. Preston has played in 35 games in three seasons, including 29 consecutive contests. He has 200 career stops, the most of any active player. Five times in his career Preston has recorded double-figure tackle totals, including a career-best 18 stops against Air Force on Oct. 11, 2008. Despite the off-season position change, Preston still earned preseason all-conference accolades by Phil Steele Magazine.



BRADY HOKE

Won a national championship as an assistant coach at Michigan in 1997

Delivered the Top 10 list on the Late Show with David Letterman on Dec. 8, 2008

Makes homemade pizza every Thursday night during the season, a tradition that dates back to his days as high school coach in Ohio

AT SAN DIEGO STATE:

- ▶ Became San Diego State's 17th head football coach on Dec. 16, 2008.
- ▶ Of the 22 new head coaches in 2009, he was the only one to receive multiple votes for Associated Press coach of the year in 2008.
- ▶ He is one of 12 current head coaches who also serves as a position coach.
- ▶ One of three first-year coaches in 2009 who doubled his schools' win total from the previous season.

AT BALL STATE:

- ▶ Guided Ball State to a 12-1 record and an appearance in the GMAC Bowl in 2008. The Cardinals were One of 10 finalists for the 2008 Liberty Mutual National Coach of the Year award.
- ▶ Was named Mid-American Coach of the Year in 2008 and American Football Coaches Association Football Bowl Subdivision Region 3 Coach of the Year.
- ▶ Served as head coach at Ball State University in Muncie, Ind., for the last six seasons, leading the Cardinals to a pair of bowl game appearances.
- ▶ In his sixth and final year as head coach of the Cardinals, Hoke guided Ball State to its best season in program history, recording a school-record 12 wins and completing an undefeated Mid-American Conference regular-season campaign with an 8-0 mark in 2008.
- ▶ Ball State made its' first-ever appearance in the national polls a year ago, ranking as high as 12th by the Associated Press and 13th in the *USA Today* Coaches poll.
- ▶ Hoke led the Cardinals to back-to-back bowl game appearances (2007-08), the first time the feat has happened in school history. The 2008 team, which also advanced to its first MAC championship contest, earned an invitation to the GMAC Bowl in Alabama in early January.
- ▶ Ball State won its 12 games by an average of 21 points and scored a school-record 476 points, including a program-best 62 touchdowns with Hoke at the helm.
- ▶ A year ago, the Cardinals were 11th in the nation in total offense, averaging just over 450 yards per contest. They were also fifth in sacks allowed (0.92), sixth in passing efficiency (164.4) and first in fewest penalties per game (2.77) through their first 13 games.
- ▶ In 2007, Ball State made its first bowl game appearance in 11 years, earning a bid to the International Bowl in Toronto as MAC co-west division champions. The Cardinals finished with a 7-6 overall record, including a 5-2 mark in conference action, and had four players earn first-team all-league accolades.

PLAYING EXPERIENCE:

- ▶ Hoke was a defensive standout for Ball State as a student-athlete, lettering four times from 1977-80, and serving as team captain as a senior.
- ▶ His junior campaign, Hoke posted 95 tackles and as a senior, he had a team-best 150 stops to rank sixth in the MAC and garner second-team all-league honors.
- ▶ As a sophomore, he ranked third on the team in tackles and helped the Cardinals to the 1978 MAC championship with an 8-0 record, the only other time Ball State finished a league campaign undefeated prior to 2008.
- ▶ Hoke earned his bachelor's degree in criminal justice from Ball State in 1982.

PERSONAL:

- ▶ Hoke is married to the former Laura Homberger and the couple has a daughter, Kelly. His brother, Jon, was an assistant coach at San Diego State from 1987-88 under Denny Stolz, and is currently the defensive backs coach with the Chicago Bears.

■ Brady Hoke Head Coaching Record

Year	Record	League	Finish	Home	Away	Neutral	Bowl Game
2003	Ball State	4-8	3-5	5th	3-3	1-5	0-0
2004	Ball State	2-9	2-6	6th	2-3	0-6	0-0
2005	Ball State	4-7	4-4	5th	1-3	3-4	0-0
2006	Ball State	5-7	5-3	T-3rd	2-4	3-3	0-0
2007	Ball State	7-6	5-2	T-1st	3-2	4-3	0-1 International Bowl, Rutgers (L, 30-52)
2008	Ball State	12-1	8-0	1st	6-0	6-0	0-1 GMAC Bowl (Did not coach in bowl game.)
2009	San Diego State	4-8	2-6	7th	3-3	1-5	0-0
2010	San Diego State	5-2	2-1	3-0	2-2	0-0	
Totals		43-48	31-27	23-18	20-28	0-2	

HOKE SITUATIONAL RECORD

Overall	43-48
at San Diego State	9-10
at Ball State	34-38
Home	23-18
San Diego	6-3
Muncie, Ind.	17-15
Road	20-28
at San Diego State	3-7
Neutral	0-2
Scoring 41+ Points	15-0
Scoring 20+ Points	42-28
Allowing 20- Points	29-3
Conference Games	31-27
Home	16-13
MWC Games	4-7
Home	2-3
3-Point or Closer	7-6
7-Point or Closer	13-12

HEAD COACHES/POSITION COACHES

12 Total

Arkansas State	Steve Roberts	Sp. Tms.
Ball State	Stan Parrish	QB
Brigham Young	Bronco Mendenhall	DT
UConn	Randy Edsall	S
Kent State	Doug Martin	QB
Louisiana	Rickey Bustle	PK, LS, PR
Louisiana-Monroe	Todd Berry	QB
Nevada	Chris Ault	QB
San Diego State	Brady Hoke	DL
Tulsa	Todd Graham	S
Utah State	Gary Andersen	DT
Virginia Tech	Frank Beamer	K

AZTEC COACHING STAFF



Brady Hoke

FIELD

Head Coach, 2nd Year (Ball State '82)

- ▶ Doubled SDSU's win total from the year before in his first season on The Mesa.
- ▶ One of 10 finalists for the 2008 Liberty Mutual National Coach of the Year award in his final year at Ball State.
- ▶ Ball State made its' first-ever appearance in the national polls a year ago, ranking as high as 12th by the Associated Press and 13th in the USA Today Coaches poll.



Al Borges

BOX

Off. Coordinator, 2nd Year (Chico St. '81)

- ▶ Al Borges has 23 years of service as an offensive coordinator at the NCAA level.
- ▶ Borges helped Auburn compile a four-year record of 41-9 and post a 2-1 record in bowl games. He was tabbed the Offensive Coordinator of the Year by Rivals.com in 2005.
- ▶ While at UCLA from 1996-2000, Borges was twice a finalist for the Frank Boyles Assistant Coach of the Year award.



Rocky Long

FIELD

Def. Coordinator, 2nd Year (New Mexico '74)

- ▶ Came to SDSU in December of 2008, after serving as head coach at New Mexico for the last 11 years.
- ▶ Amassed the most victories of any Mountain West Conference head coach in the league's history. Was tabbed the league's coach of the year in 2002.
- ▶ While at New Mexico, he coached 12 players selected in the NFL Draft, 10 players who earned All-America honors since 2001 and had a MWC-high 34 first-team all-conference selections since 2003.



Jeff Hecklinski

BOX

Asst. HC/RBs, 2nd Year (W. Illinois '97)

- ▶ The Western Illinois graduate joined Aztec head coach Brady Hoke at Ball State in 2004 as the team's receivers coach, before taking on added duties with recruiting in 2008.
- ▶ Before moving to Ball State, was the quarterbacks coach and passing game coordinator at Arizona in 2003.
- ▶ Standout quarterback at Western Illinois, throwing for over 5,980 yards to rank second in the school's career record book.



Dan Ferrigno

FIELD

TEs/Special Teams, 2nd Year (SF St. '77)

- ▶ Has spent 22 seasons as an assistant coach in the Pac-10 Conference at Cal, Oregon, Oregon State and USC.
- ▶ Most recently, returned to Cal for his third stint in Berkeley to coach the Golden Bear wide receivers in '06-07.
- ▶ Was on staff with Brady Hoke and Rocky Long at Oregon State.
- ▶ Spent nine seasons with the Beavers, tutoring the running backs, defensive backs, linebackers and special teams.



Darrell Funk

FIELD

Offensive Line, 2nd Year (CSU '88, Illinois '90)

- ▶ A graduate of CSU and former assistant at his alma mater from '03-07, coaching the Aztecs' offensive line after spending 2008 as Ball State's offensive line coach.
- ▶ The Fort Collins, Colo., native spent five seasons at CSU under head coach Sonny Lubick.
- ▶ Three-year starter at CSU from '83-86, playing on both the offensive and defensive line and at tight end.



LeCharls McDaniel

FIELD

Wide Receivers, 10th Year (Cal Poly '81)

- ▶ In his third stint at SDSU, having coached the wide receivers (2002 and 2006), running backs (2005) and secondary/special teams ('94-96).
- ▶ Has also coached at Oregon State (STs/TEs), Cal (STs), Washington Redskins (STs), Phoenix Cardinals (WRs), Cal Poly (Sec/STs), San Diego Chargers (Asst. STs) and Hartnell College (Sec).
- ▶ Honorable mention All-American as a senior cornerback in 1980.



Brian Sipe

FIELD

Quarterbacks, 2nd Year (San Diego State)

- ▶ Played for legendary SDSU coach Don Coryell and was the Aztecs' leading passer in '70 and '71. In '70, he directed SDSU to a 9-2 record as the Aztecs spent eight weeks ranked among the nation's top 20.
- ▶ As a junior, he was an honorable mention All-American by the AP after throwing for 2,618 yards and 23 TDs.
- ▶ In 1980, he earned league MVP honors and was named first-team all-pro, leading the Browns to an 11-5 record.



Mark Smith

FIELD

LBs, 2nd Year (Purdue '79, Bowling Green '83)

- ▶ Spent the last seven seasons as Brady Hoke's defensive coordinator and linebackers coach at Ball State.
- ▶ Has been a defensive coordinator on the collegiate level for 10 years overall.
- ▶ Before moving to Muncie, Smith was an assistant coach at Indiana State for 15 years, including the last two as defensive coordinator of the Sycamores, where he helped tutor six All-Americans including NFL Draft pick Dan Brandenburg.



Tony White

BOX

Cornerbacks, 2nd Year (UCLA '02)

- ▶ Came to San Diego State after spending 2008 alongside current Aztec defensive coordinator Rocky Long at New Mexico. White was in charge of the Lobos' linebackers.
- ▶ In 2008, White coached two honorable mention all-conference linebackers in Zach Arnett and Herbert Felder.
- ▶ Was a three-year starter and four-year letterman at outside linebacker for UCLA from 1997-2000.

Numerical

No.	Name	Pos.	Ht.	Wt.	Yr.	Exp.	Hometown (High School/College)
59	Jordan Thomas	DL	6-1	240	Fr.	HS	Redlands, Calif. (Redlands High)
60	Tommie Draheim	OL	6-4	300	Jr.	1L	Lakeside, Calif. (El Capitan High)
62	Brandon Koletsky	LS	6-2	220	Fr.	HS	Encino, Calif. (Campbell Hall High)
63	Andrew Feaster	LB	6-0	195	So.	TR	Chula Vista, Calif. (Eastlake High/Southwestern College)
64	Zack Dilley	OL	6-5	280	Fr.	HS	Menifee, Calif. (Paloma Valley High)
65	Japheth Gordon	OL	6-3	285	Fr.	RS	Canyon Country, Calif. (Canyon High)
66	Riley Gauld	OL	6-5	300	Jr.	TR	Santa Maria, Calif. (Santa Ynez High/Allan Hancock College)
67	Garrett Corbett	OL	6-5	270	Fr.	HS	Sparks, Nev. (Reed High)
68	Nik Embernate	OL	6-4	305	So.	1L	Yucaipa, Calif. (Yucaipa High)
70	Juan Roman	OL	6-3	280	Fr.	RS	San Diego, Calif. (Serra High)
71	Alec Johnson	OL	6-3	295	So.	SQ	Denver, Colo. (J.K. Mullen High)
72	Tom Rische	OL	6-4	305	Sr.	SQ	Fresno, Calif. (Bullard High)
73	Kellen Farr	OL	6-7	300	Jr.	1L	Mesa, Ariz. (Red Mountain High)
74	Mike Matamua	OL	6-4	300	Jr.	1L	Kapolei, Hawaii (Kapolei High)
75	Leo Grassilli	OL	6-3	290	Jr.	SQ	Woodbridge, Va. (Hylton High)
79	Kurtis Gunther	OL	6-8	290	Jr.	1L	Camarillo, Calif. (Adolfo Camarillo High)
80	Vincent Brown	WR	6-0	195	Sr.	3L	Rancho Cucamonga, Calif. (Rancho Cucamonga High)
81	Marven Jones	WR	6-4	205	Fr.	RS	San Diego, Calif. (Kearny High)
82	Jay Waddell	WR	6-0	175	Fr.	HS	Hesperia, Calif. (Hesperia High)
83	Osmond Nicholas	WR	6-3	210	Fr.	RS	Oceanside, Calif. (Oceanside High)
84	Dylan Denso	WR	6-2	205	Fr.	RS	Dana Point, Calif. (Dana Hills High)
85	D.J. Shields	TE	6-4	240	So.	1L	Bonita, Calif. (Bonita Vista High)
86	Jesse Ben-Ron	DL	6-3	245	Fr.	RS	Anaheim, Calif. (Loara High)
86	Ezell Ruffin	WR	6-1	190	Fr.	HS	Long Beach, Calif. (Woodrow Wilson High)
87	Bryce Quigley	TE	6-5	240	Fr.	HS	Apple Valley, Calif. (Granite Hills High)
88	Gavin Escobar	TE	6-6	245	Fr.	RS	Rancho Santa Margarita, Calif. (Santa Margarita Catholic High)
89	Hunter Hewitt	TE	6-5	245	So.	1L	Lafayette, Calif. (Acalanes High)
90	B.J. Williams	DL	6-3	250	Sr.	3L	Aurora, Colo. (Eaglecrest High)
91	Frederick Trujillo	DL	6-1	225	So.	SQ	Albuquerque, N.M. (Highland High)
92	Everett Beed	DL	6-3	225	Fr.	HS	Phelan, Calif. (Serrano High)
93	Larry Gibbs	DL	6-0	245	Jr.	SQ	Riverside, Calif. (Riverside Ramona High)
94	Jerome Long	DL	6-5	280	Jr.	2L	Los Osos, Calif. (Morro Bay High)
95	Perry Jackson	DL	6-2	245	Jr.	TR	Roseville, Calif. (Laguna Creek High/Sierra JC)
96	Kenneth Galea'i	DL	6-1	280	Fr.	HS	Oceanside, Calif. (Oceanside High)
97	Dontrell Onuah	DL	6-2	285	Fr.	HS	La Quinta, Calif. (La Quinta High)
98	Cody Galea	DL	6-3	240	Fr.	HS	Elk Grove, Calif. (Franklin High)
99	Ernie Lawson	DL	6-3	275	Sr.	3L	Vallejo, Calif. (St. Patrick-St. Vincent High)

Alphabetical

No.	Name	Pos.
83	Nicholas, Osmond	WR
10	O'Brien, Josh	TE
97	Onuah, Dontrell	DL
29	♦ Parker, Larry	DB
38	Perez, Abel	K
15	Perez, Jose	DB
27	Pinkins, Eric	DB
22	Preston, Andrew	DB
87	Quigley, Bryce	TE
72	Rische, Tom	OL
53	Rivera, Emilio	OL
70	Roman, Juan	OL
86	♦ Ruffin, Ezell	WR
41	♦ Russell, Marcus	WR
1	Sampson, DeMarco	WR
18	♦ Sandifer, Dominique	WR
29	♦ Shields, Bryan	K
85	Shields, D.J.	TE
33	Shumate, Colin	LB
39	♦ Siluano, Rene	DB
55	Spencer, Neil	DL
14	♦ Stahovich, Brian	P
41	♦ Stevens, Khalid	DB
23	Sullivan, Brandon	RB
47	Tauanuu, Jacob	DL
36	Tenhaeff, Nick	LB
59	Thomas, Jordan	DL
91	Trujillo, Frederick	DL
42	Turner, Brandon	WR
7	♦ Umuolo, Alston	TE
82	Waddell, Jay	WR
12	♦ Wade, Josh	DB
34	♦ Whittaker, J.J.	DB
90	Williams, B.J.	DL
43	♦ Williams, Ross	DB
52	Yarbrough, Marcus	LB
40	♦ Young, Chad	FB

♦ - Duplicate Number

The Coaching Staff

Brady Hoke (Ball State '82) Head Coach/Defensive Line, 2nd season; **Al Borges** (Chico State '81) Offensive Coordinator, 2nd season; **Rocky Long** (New Mexico '74), Defensive Coordinator, 2nd season; **Jeff Hecklinski** (Western Illinois '97) Assistant Head Coach/Running Backs/Recruiting Coordinator, 2nd season; **Dan Ferrigno** (San Francisco State '75) Tight Ends/Special Teams, 2nd season; **Darrell Funk** (Colorado State '88) Offensive Line, 2nd season; **LeCharis McDaniel** (Cal Poly '81) Wide Receivers, 10th season; **Brian Sipe** (San Diego State) Quarterbacks, 2nd season; **Mark Smith** (Purdue '79) Linebackers, 2nd season; **Tony White** (UCLA '02) Cornerbacks, 2nd season; **Bob Lopez** (Illinois State '77) Director of Football Operations, 3rd season.

Pronunciation Guide

J.J. Autele	all-tell-EE	Japheth Gordon	JAW-phet (like prophet)	Brian Stahovich	stuh-HOV-itch
Nat Berhe	nat bur-HEY	Trask Iosefa	i-o-SEF-uh	Khalid Stevens	kuh-LEAD
Davon Brown	duh-VAUGHN	Walter Kazee	KAY-zee	Jacob Tauanuu	tao (like now)-uh-NEW-ew
Doug Deakin	DEE-kin	Mahbu Keels	Keels (like heels)	Nick Tenhaeff	ten-OFF
Tommie Draheim	DRAY-hime	Mike Matamua	mah-tah-MOO-uh	Alston Umuolo	ALL-stun OO-moo-o-low
Jake Fely	FEE-lee	Eron Moses	Aaron	Marcus Yarbrough	yar-BRO
Cody Galea	go-LAY-uh	Adam Muema	MOO-emma		
Kenneth Galea'i	nah-LEE-ah-E	Dontrell Onuah	on-nuh-HO		
Josh Gavert	GAV-ert	Tom Rische	rish-EE		
Chris Gordert	GORE-dert	Ezell Ruffin	EE-zell		
Leo Grassilli	gruh-SILL-ee	DeMarco Sampson	duh-MARK-o		
Robert Gregorio	greh-gore-EE-o	Rene Siluano	See-lou-ah-no		

SAN DIEGO STATE UPDATED BIOS



► #26 MARCUS ANDREWS


DB, 6-0, 190, Fr-RS
Los Angeles, Calif. (Crenshaw HS)

■ **2010:** Played his first career game against Nicholls, posting two solo tackles and a pass break up as a reserve ... Had another PBU in the win over New Mexico State ... Three tackles and his third pass break-up of the year at No. 25 Missouri ... Three stops for the second game in a row against Utah State ... Doubled his previous high with six tackles in the loss at BYU ... One solo effort in the win over No. 23 Air Force ... Made four stops, including his first TFL, at New Mexico.

■ ANDREWS' CAREER STATISTICS

Career Statistics	G	UA-AT-TT	TFL-Yds.	Sacks	Int.	PBU	FF	FR
2010	7	12-8-20	0.5-3	0-0	0-0	3	0	0

Career/2010 Highs: Tackles: 6 at BYU (10/9/10); at Missouri (9/18/10); TFL: 0.5 at New Mexico (10/23/10); PBU: 1, three times.



► #44 ROB ANDREWS

LB, 6-2, 220, So.-1L
Pleasanton, Calif. (Foothill HS)

■ **2010:** Recorded three stops in the opener against Nicholls ... Followed that performance up with five tackles and his first TFL against NMSU ... Played, but did not make a stop at No. 25 Missouri ... Two tackles in the win over Utah State ... Saw limited action at BYU and did not log a stop ... Made four tackles in the win over Air Force ... First career PBU at New Mexico.

■ R. ANDREWS' CAREER STATISTICS

Career Statistics	G	UA-AT-TT	TFL-Yds.	Sacks	Int.	PBU	FF	FR
2009	5	1-1-2	0.0-0	0-0	0-0	0	0	0
2010	7	8-7-15	0.5-2	0-0	0-0	1	0	0
Totals	12	9-8-17	0.5-2	0-0	0-0	1	0	0

Career/2010 Highs: Tackles: 5 at NMSU (9/11/10); TFL: 0.5 at NMSU (9/11/10); PBU: 1 at New Mexico (10/23/10).



► #49 J.J. AUTELE

DL, 6-1, 250, Jr.-1L
Waipahu, Hawaii (Punahou HS)

■ **2010:** Was a reserve in the season-opener vs. Nicholls, but did not tally any tackles ... First stops of the year with two in the win at NMSU, also logging a tackle for a loss of a yard ... Combined with Logan Ketchum for the first sack of his career at No. 25 Missouri ... Played but did not a stop against Utah State ... Career best with five tackles, including one for a loss, at BYU ... One solo stop in the upset of Air Force and two assisted tackles in the victory at UNM.

■ AUTELE'S CAREER STATISTICS

Career Statistics	G	UA-AT-TT	TFL-Yds.	Sacks	Int.	PBU	FF	FR
2008	4	2-1-3	0-0	0-0	0-0	0	0	0
2009	11	7-5-12	1.0-4	0-0	0-0	0	0	0
2010	7	5-6-11	2.5-3	0.5-0	0-0	0	0	0
Totals	22	14-12-26	3.5-7	0.5-0	0-0	0	0	0

Career Highs: Tackles: 5 at BYU (10/9/10); TFL: 1.0 at BYU (10/9/10), at NMSU (9/11/10), vs. TCU (11/7/09); Sacks: 0.5 at Missouri (9/18/10).

2010 Highs: Tackles: 5 at BYU (10/9/10); TFL: 1.0 at BYU (10/9/10), at NMSU (9/11/10); Sacks: 0.5 at Missouri (9/18/10).



► #54 DEMETRIUS BARKSDALE

LB, 6-3, 210, Jr.-1L
San Diego, Calif. (University City HS)

■ **2010:** Recovered his second career fumble in the opener with Nicholls, while also contributing two tackles and a pass break-up ... One assisted stop in the win at NMSU and two tackles against No. 25 Missouri ... Best game of this career thus far with six tackles, highlighted by his first sack for a loss of 14 yards, in the victory vs. Utah State ... Three solo efforts and a TFL in the MWC opener with BYU ... Matched his season and career high with six tackles, including four solos, in the upset of No. 23 Air Force ... Half tackle for a loss of three yards and a PBU at New Mexico.

■ BARKSDALE'S CAREER STATISTICS

Career Statistics	G	UA-AT-TT	TFL-Yds.	Sacks	Int.	PBU	FF	FR
2009	11	8-3-11	1.0-7	0-0	0-0	0	0	1-0
2010	7	15-7-22	2.5-18	1.0-14	0-0	2	0	1-0
Totals	18	23-10-33	3.5-25	1.0-14	0-0	2	0	2-0

Career Highs: Tackles: 6 vs. Air Force (10/19/10); vs. Utah St. (9/25/10); TFL: 1.0, three times; Sacks: 1.0 vs. Utah St. (9/25/10); PBU: 1 at New Mexico (10/23/10), vs. Nicholls (9/4/10); FR: 1 vs. Nicholls (9/4/10), vs. New Mexico St. (10/3/09).

2010 Highs: Tackles: 6 vs. Air Force (10/19/10); vs. Utah St. (9/25/10); TFL: 1.0 at BYU (10/9/10), vs. Utah St. (9/25/10); Sacks: 1.0 vs. Utah St. (9/25/10); PBU: 1 at New Mexico (10/23/10), vs. Nicholls (9/4/10); FR: 1 vs. Nicholls (9/4/10).



► #12 JAKE BERNARDS

QB, 6-5, 210, Fr-RS
Valencia, Calif. (West Ranch HS)

■ **2010:** Made his first collegiate appearance in the fourth quarter against Nicholls, completing his only pass attempt for 10 yards ... Did not play in the last six games.

■ BERNARDS' CAREER STATISTICS

Career Statistics	G	Att.	Com.	INT	Yds.	TDs	Eff.	Tot. Off.
2010	1	1	1	0	10	0	184.00	10

Career/2010 Highs: Attempts: 1 vs. Nicholls (9/4/10); Completions: 1 vs. Nicholls (9/4/10); Passing Yards: 10 vs. Nicholls (9/4/10); Long Pass: 10 vs. Nicholls (9/4/10).



► #20 NAT BERGE

DB, 5-10, 185, Fr-RS
Colton, Calif. (Colton HS)

■ **2010:** Played his first collegiate game on defense and special teams vs. Nicholls, finishing with one solo stop ... Seven tackles, one TFL and recovered a fumble on punt coverage, setting up an Aztec touchdown, at New Mexico State ... Made two tackles and logged his first career PBU vs. No. 25 Missouri ... First career interception in the victory over Utah State, returning it 10 yards and also contributing four tackles ... Career high nine tackles with seven of those coming in the first half alone at BYU ... First career start in the upset of No. 23 Air Force.

■ BERGE'S CAREER STATISTICS

Career Statistics	G	UA-AT-TT	TFL-Yds.	Sacks	Int.	PBU	FF	FR
2010	7	16-11-27	1.0-2	0-0	1-10	1	0	1-0

Career/2010 Highs: Tackles: 9 at BYU (10/9/10); TFL: 1.0 at NMSU (9/11/10); INT: 1 vs. Utah St. (9/25/10); PBU: 1 at Missouri (9/18/10); FR: 1 at NMSU (9/11/10).

at UNM (10/23/10)* 1 6-2-8 2.0-2 1.0-1 0-0 0 0 0

* = Game started



► **# 11 BRANDON DAVIS**

DB, 6-2, 190, Jr.-2L,
Oakland, Calif. (Castlemont HS)

■ **2010:** Starter at Warrior against Nicholls, pitching in an assisted tackle ... Made four stops at New Mexico State and also contributed a team season-long 36-yard kickoff return ... Three solo tackles at No. 25 Missouri ... Four stops against Utah State, including a sack for a loss of eight yards and a PBU ... Made five tackles with one

behind the line of scrimmage and added a PBU and two kick off returns for 38 yards at BYU ... A reserve on defense, but did return four kickoffs for 92 yards (23.0 ypr.) with a long of 32 vs. No. 23 Air Force ... Outstanding evening as a kick returner at New Mexico, averaging 30.5 yards a return, including a career-long 37-yard effort.

■ **DAVIS' CAREER STATISTICS**

Career Statistics	G	UA-AT-TT	TFL-Yds.	Sacks	Int.	PBU	FF	FR
2008	11	2-3-5	0-0	0-0	0-0	0	0	0
2009	11	26-7-33	2.0-13	1.0-8	0-0	5	1	0
2010	7	13-6-19	2.0-9	1.0-8	0-0	2	0	0
Totals	29	41-16-57	4.0-22	2.0-16	0-0	7	1	0

Career Highs: Tackles: 9 vs. UNM (10/31/09), vs. BYU (10/17/09); TFLs: 1.0, four times; Sacks: 1.0 vs. Utah St. (9/25/10), vs. NMSU (10/3/09); PBU: 2 at UNLV (11/28/09), vs. UNM (10/31/09); FF: 1 at UCLA (9/5/09).

2010 Highs: Tackles: 5 at BYU (10/9/10); TFLs: 1.0 at BYU (10/9/10), vs. Utah St. (9/25/10); Sacks: 1.0 vs. Utah St. (9/25/10); PBU: 1 at BYU (10/9/10), vs. Utah St. (9/25/10); Long Kickoff Return: 37 at UNM (10/23/10).

Kickoff Returns	Att.	Yds.	TD	Avg.	Long
2009	3	53	0	17.7	20
2010	11	288	0	26.2	37
Totals	14	341	0	24.4	37

■ **DAVIS 2010 GAME-BY-GAME**

	G	UA-AT-TT	TFL-Yds.	Sacks	Int.	PBU	FF	FR
NICHOLLS (9/4/10)*	1	0-1-1	0-0	0-0	0-0	0	0	0
at NMSU (9/11/10)*	1	1-3-4	0-0	0-0	0-0	0	0	0
at Missouri (9/18/10)*	1	3-0-3	0-0	0-0	0-0	0	0	0
UTAH ST. (9/25/10)*	1	4-0-4	1.0-8	1.0-8	0-0	1	0	0
at BYU (10/9/10)*	1	3-2-5	1.0-1	0-0	0-0	1	0	0
AIR FORCE (10/16/10)	1	0-0-0	0-0	0-0	0-0	0	0	0
at UNM (10/23/10)*	1	2-0-2	0-0	0-0	0-0	0	0	0

* = Game started



► **#60 TOMMIE DRAHEIM**

OL, 6-4, 300, Jr.-1L,
Lakeside, Calif. (El Capitan HS)

■ **2010:** Starter at left tackle in the team's first seven games of the year.



► **#68 NIK EMBERNATE**

OL, 6-4, 305, So.-1L,
Yucaipa, Calif. (Yucaipa HS)

■ **2010:** Started 14 games in his career, including all six outings this season, at right guard.



► **#88 GAVIN ESCOBAR**

TE, 6-6, 245, Fr.-RS
R. Santa Margarita, Calif. (S. Margarita Catholic HS)

■ **2010:** Played in his first career game as an Aztec, logging his first career catch for 27 yards in the opening win over Nicholls ... First career start and first career touchdown at New Mexico State ... Ended the win over the Aggies with two catches for 33 yards, including a 14-yard

TD reception in the first quarter ... Starter again at No. 25 Missouri, posting a pair of catches to go with a tackle ... Two grabs for 57 yards as a starter vs. Utah State ... His career-long 45-yard reception in the first quarter set up the team's second touchdown ... Only catch at BYU was a one-yard TD on a critical fourth-down play ... Second consecutive game with a touchdown, making a spectacular one-handed catch for an eight-yard score in the second half vs. No. 23 Air Force ... Reception was rated No. 2 on ESPN's top plays of the day ... Two catches for 11 yards in the win at New Mexico.

■ **ESCOBAR'S CAREER STATISTICS**

Career Statistics	G	Receiving No.	Yds.	TD	Avg.
2010	7	11	142	3	12.9

Career/2010 Highs: Receptions: 2, four times; Receiving Yards: 57 vs. Utah St. (9/25/10); Receiving TDs: 1 vs. Air Force (10/16/10); at BYU (10/9/10), at NMSU (9/11/10); Longest Reception: 45 vs. Utah St. (9/25/10).

■ **ESCOBAR 2010 GAME-BY-GAME**

	No.	Yds.	TD	Avg.
NICHOLLS (9/4/10)	1	27	0	27.0
at NMSU (9/11/10)*	2	33	1	16.5
at Missouri (9/18/10)*	2	5	0	2.5
UTAH ST. (9/25/10)*	2	57	0	28.5
at BYU (10/9/10)*	1	1	1	1.0
AIR FORCE (10/16/10)*	1	8	1	8.0
at UNM (10/23/10)*	2	11	0	5.5

* = Game started



► **#79 KURTIS GUNTHER**

OL, 6-8, 290, Jr.-1L,
Camarillo, Calif. (Adolfo Camarillo HS)

■ **2010:** Played in his first game since 2008, earning his second career start at right tackle vs. Nicholls ... Also was a starter in last six outings.



► **#13 RONNIE HILLMAN**

RB, 5-10, 185, Fr.-HS,
La Habra, Calif. (La Habra HS)

■ **2010:** One of four true freshmen to play in the opener ... Came off the bench against Nicholls, posting a team-best 15 carries for 65 yards and a 6-yard TD in the fourth quarter of the Aztecs' victory ... MWC Offensive Player of the Week after scoring four, second-half touchdowns and running for 150 yards on 22 carries in the win over New

Mexico State ... Four TDs are a MWC freshman record, are the most by an Aztec since 2001 and tie for fifth in school single-game history ... Spectacular outing at No. 25 Missouri, carrying 23 times for 228 yards and two scores ... First Aztec to run for 200 yards in a game since 2003 ... Set a MWC single-game record for rushing yards by a freshman (No. 6 nationally in 2010) ... Scored against the Tigers on runs of 75 and 93 yards ... His 93-yard rush in the longest in the nation in 2010, and is second in SDSU history ... First Aztec to have back-to-back 100-yard rushing games since 2006 ... Named MWC offensive player of the week for a second time, becoming the first Aztec to do so in consecutive weeks in league history ... Scored a touchdown in his fourth straight game, giving SDSU a 7-0 lead vs. Utah State ... First career start against the Aggies, compiling 23 rushes for 89 yards and one reception for four yards ... Starter at BYU, carrying 10 times for 72 yards, including a long of 38 ... Third MWC offensive player-of-the-week award, carrying 24 times for 191 yards and two scores in the upset of

kicks for over 50 yards and landing two inside the 20-yard line ... Matched his career high with 10 kicks at No. 25 Missouri, averaging 45.6 yards (career high for total yards) and dropping three inside the 20-yard line ... His 67-yarder vs. the Tigers matched his career best and ties as the 12th-longest in school history ... Only three punts vs. Utah State, averaging 46.0 yards with a long of 57 and landed one inside the 20 ... Dropped three of his four punts vs. Air Force inside the 20-yard line ... Landed three punts inside the 20 and had three for more than 50 yards in the win at UNM ... Has 39 career kicks of 50 or more yards, including 14 in 2010 ... Ranks first in the MWC and eighth nationally in punting (46.17 ypk.) in 2010.

■ STAHOVICH'S CAREER STATISTICS

Table with columns: Career Statistics, G, No., Yds., Avg., Long, TB, FC, I20, Blk. Rows for 2008, 2009, 2010, and Totals.

Career Highs: Punts: 10 at Missouri (9/18/10), at TCU (10/4/08); Yards: 456 at Missouri (9/18/10); Avg.: 52.5 (6-for-315) at Air Force (9/26/09); Long: 67 at Missouri (9/18/10), at Utah (11/21/09).

2010 Highs: Punts: 10 at Missouri (9/18/10); Yards: 456 at Missouri (9/18/10); Avg.: 56.0 (1-for-56) vs. Nicholls (9/4/10); Long: 67 at Missouri (9/18/10).



► #41 KHALID STEVENS

DB, 5-11, 195, So.-SQ Pacific Palisades, Calif. (Palisades HS)

2010: Was a reserve against Nicholls, but did not log any stats ... First career pass breakup at New Mexico State ... Made his first career tackles at No. 25 Missouri, coming up with four of them, including 1.5 for a loss ... Three stops the next week against Utah State ... Season-high five tackles in the MWC opener at BYU ... First career start vs. Air

Force, making five stops in the winning effort ... Three solo tackles, including two for a loss of six yards, at New Mexico.

■ STEVENS' CAREER STATISTICS

Table with columns: Career Statistics, G, UA-AT-TT, TFL-Yds, Sacks, Int, PBU, FF, FR. Rows for 2010 and Totals.

Career/2010 Highs: Tackles: 5 vs. Air Force (10/16/10), at BYU (10/9/10); TFLs: 2.0 at New Mexico (10/23/10); PBU: 1 at NMSU (9/11/10).



► #23 BRANDON SULLIVAN

RB, 5-11, 215, Sr.-3L, Poway, Calif. (Poway HS)

2010: Moved to fullback for his senior campaign ... Also plays on the punt team ... Two carries for 14 yards with a long of nine yards in the first game of the year vs. Nicholls ... Career-long 57-yard reception on a key third down in the win at NMSU ... Ended the contest with the Aggies with three receptions for 69 yards and also had a carry ...

Two catches for 41 yards, including a long of 31, at No. 25 Missouri ... Made three grabs for 37 yards and also had a rush in the victory over Utah State ... First touchdown of the season on a 4-yard catch in the fourth quarter at BYU ... Four catches for 43 yards as a starter, including a 29-yarder that set up an Aztec field goal in the win over Air Force ... Eclipsed the 1,000-yard mark in career rushing yardage at New Mexico, posting 17 of his season-high 18 carries in the second half for 69 yards to secure the victory.

■ SULLIVAN'S CAREER STATISTICS

Table with columns: Career Statistics, Rushing (G, Att, Yds, TD, Avg), Receiving (No, Yds, TD, Avg). Rows for 2007, 2008, 2009, 2010, and Totals.

Career Highs: Carries: 24 vs. UNM (10/31/09), vs. S. Utah (9/12/09); Rushing Yards: 111 vs. S. Utah (9/12/09); Rushing TD: 2 vs. Wyoming (11/14/09); Long Rush: 28 vs. Wyoming (11/14/09); Receptions: 9 vs. Cal

Poly (8/30/08); Receiving Yards: 69 at NMSU (9/11/10); Long Reception: 57 at NMSU (9/11/10); Long Kickoff Return: 17 vs. WSU (9/8/07).

2010 Highs: Carries: 18 at New Mexico (10/23/10); Rushing Yards: 69 at New Mexico (10/23/10); Long Rush: 12 at New Mexico (10/23/10); Receptions: 4 vs. Air Force (10/16/10); Receiving Yards: 69 at NMSU (9/11/10); Long Reception: 57 at NMSU (9/11/10); Receiving TD: 1 at BYU (10/9/10).

■ SULLIVAN GAME-BY-GAME

Table with columns: Rushing (Att, Yds, TD, Avg) and Receiving (No, Yds, TD, Avg). Rows for Nicholls (9/4/10) through UNM (10/23/10).

* = Game started



► #47 JACOB TAUANUU

DL, 6-1, 240, Sr.-1L, San Diego, Calif. (Helix HS/UAB)

2010: Had a pair of pass break-ups, matching his previous career total, as a reserve against Nicholls ... First tackles of the year at New Mexico State ... Assisted on a tackle for loss against No. 25 Missouri ... One solo effort vs. Utah State ... Two stops in the loss at BYU ... Earned the start at defensive end vs. Air Force and had four tackles, includ-

ing one behind the line of scrimmage ... Three solos with one for a loss in the first quarter of the win at New Mexico.

■ TAUANUU'S CAREER STATISTICS

Table with columns: Career Statistics, G, UA-AT-TT, TFL-Yds, Sacks, Int, PBU, FF, FR. Rows for 2009, 2010, and Totals.

Career Highs: Tackles: 6 at Air Force (9/26/09); TFL: 2.0 vs. S. Utah (9/12/09), at UCLA (9/5/09); PBU: 1 at Air Force (9/26/09), at UCLA (9/5/09); FF: 1 vs. S. Utah (9/12/09).

2010 Highs: Tackles: 4 vs. Air Force (10/16/10); TFL: 1.0 at New Mexico (10/23/10), vs. Air Force (10/16/10); PBU: 2 vs. Nicholls (9/4/10).



► #36 NICK TENHAEFF

LB, 6-2, 210, Fr.-RS, Atascadero, Calif. (Atascadero HS)

2010: In his first collegiate game, tied for the team lead with five tackles against Nicholls, including a sack and 1.5 TFLs ... Reserve for the second week in a row at New Mexico State, but did not log a stop ... Four tackles at No. 25 Missouri ... Two solos in the win over Utah State ...

Three tackles with one for a loss in his first career MWC game at BYU ... Posted his first career start vs. Air Force ... First career fumble recovery at New Mexico.

■ TENHAEFF'S CAREER STATISTICS

Table with columns: Career Statistics, G, UA-AT-TT, TFL-Yds, Sacks, Int, PBU, FF, FR. Rows for 2010 and Totals.

Career/2010 Highs: Tackles: 5 vs. Nicholls (9/4/10); TFLs: 1.5 vs. Nicholls (9/4/10); Sacks: 1.0 vs. Nicholls (9/4/10); FR: 1 at New Mexico (10/23/10).



► #12 JOSH WADE

DB, 6-0, 180, So.-1L, San Diego, Calif. (Pt. Loma HS)

2010: Back-up at cornerback against Nicholls, finishing with a solo tackle ... Also had one stop a week later at New Mexico State ... Career-best four tackles in the loss at No. 25 Missouri ... One tackle in each of the last three games ... First career interception in the win at UNM.

■ WADE'S CAREER STATISTICS

Career Statistics	G	UA-AT-TT	TFL-Yds.	Sacks	Int.	PBU	FF	FR
2009	12	8-1-9	0-0	0-0	0-0	1	0	0
2010	7	3-6-9	0-0	0-0	1-0	0	0	0
Totals	19	11-7-18	0-0	0-0	1-0	1	0	0

Career Highs: Tackles: 4 at Missouri (9/18/10); PBU: 1 vs. New Mexico (10/31/09); INT: 1 at New Mexico (10/23/10).

2010 Highs: Tackles: 4 at Missouri (9/18/10); INT: 1 at New Mexico (10/23/10).



▶ **#90 B.J. WILLIAMS**

DE, 6-3, 250, Sr.-3L,
Aurora, Colo. (Eaglecrest HS)

■ 2010: Started his 30th career outing at defensive end vs. Nicholls, tallying two stops ... Starter at New Mexico State and Missouri, coming up with two tackles in both outings ... Season-high four stops in the win vs. Utah State, including a sack for a loss of four yards ... Had one solo and one assisted tackle in the loss at BYU ... Reserve in the victories

over Air Force and New Mexico, ending up with two stops in both outings.

■ WILLIAMS' CAREER STATISTICS

Career Statistics	G	UA-AT-TT	TFL-Yds.	Sacks	Int.	PBU	FF	FR
2007	12	20-25-45	3.0-13	1.5-17	0-0	1	0	0
2008	11	36-38-74	10.5-31	3.5-19	0-0	0	0	2-10
2009	12	20-12-32	4.5-18	2.5-15	0-0	0	0	1-0
2010	7	10-6-16	1.0-4	1.0-4	0-0	0	0	0
Totals	42	86-81-167	19.0-66	8.5-55	0-0	1	0	3-10

Career Highs: Tackles: 11 at BYU (11/8/08); TFL: 4.0 at BYU (11/8/08); Sack: 1.0, seven times; PBU: 1 vs. PSU (9/22/07); FR: 1 at UCLA (9/5/09), at BYU (11/8/08), vs. Air Force (10/11/08).

2010 Highs: Tackles: 4 vs. Utah St. (9/25/10); TFL: 1.0 vs. Utah St. (9/25/10); Sack: 1.0 vs. Utah St. (9/25/10).

■ WILLIAMS 2010 GAME-BY-GAME

	G	UA-AT-TT	TFL-Yds.	Sacks	Int.	PBU	FF	FR
NICHOLLS (9/4/10)*	1	1-1-2	0-0	0-0	0-0	0	0	0
at NMSU (9/11/10)*	1	1-1-2	0-0	0-0	0-0	0	0	0
at Missouri (9/18/10)*	1	2-0-2	0-0	0-0	0-0	0	0	0
UTAH ST. (9/25/10)*	1	3-1-4	1.0-4	1.0-4	0-0	0	0	0
at BYU (10/9/10)*	1	1-1-2	0-0	0-0	0-0	0	0	0
AIRFORCE (10/16/10)	1	1-1-2	0-0	0-0	0-0	0	0	0
at UNM (10/23/10)	1	1-1-2	0-0	0-0	0-0	0	0	0

* = Game started



▶ **#52 MARCUS YARBROUGH**

LB, 6-2, 230, Sr.-3L,
San Diego, Calif. (Eastlake HS)

■ 2010: Started at middle linebacker, tying for the team lead with five tackles, highlighted by his first career sack for a loss of four yards ... Managed only one assisted stop and a pass breakup in the victory at New Mexico State ... Four tackles with one for a loss of yardage at Missouri ... Made six stops in the win over Utah State and had nine at

BYU to go over the 100 career tackle milestone ... Six tackles with one for a loss in the upset of Air Force ... Three assisted efforts on the road at New Mexico.

■ YARBROUGH'S CAREER STATISTICS

Career Statistics	G	UA-AT-TT	TFL-Yds.	Sacks	Int.	PBU	FF	FR
2007	11	4-5-9	0-0	0-0	0-0	0	0	0
2008	10	17-11-28	0-0	0-0	0-0	0	0	0
2009	12	25-16-41	3.0-12	0-0	0-0	1	0	0
2010	7	22-12-34	3.0-7	1.0-4	0-0	1	0	0
Totals	40	68-42-110	6.0-19	1.0-4	0-0	2	0	0

Career Highs: Tackles: 10 at Utah (11/21/09); TFL: 2.0 vs. UNM (10/31/09); Sacks: 1.0 vs. Nicholls (9/4/10); PBU: 1 at NMSU (9/11/10), at UCLA (9/5/09).

2010 Highs: Tackles: 9 at BYU (10/9/10); TFL: 1.0, three times; Sacks: 1.0 vs. Nicholls (9/4/10); PBU: 1 at NMSU (9/11/10).

■ YARBROUGH 2010 GAME-BY-GAME

	G	UA-AT-TT	TFL-Yds.	Sacks	Int.	PBU	FF	FR
NICHOLLS (9/4/10)*	1	5-0-5	1.0-4	1.0-4	0-0	0	0	0
at NMSU (9/11/10)*	1	0-1-1	0-0	0-0	0-0	1	0	0
at Missouri (9/18/10)*	1	2-2-4	1.0-1	0-0	0-0	0	0	0
UTAH ST. (9/25/10)*	1	3-3-6	0-0	0-0	0-0	0	0	0
at BYU (10/9/10)*	1	7-2-9	0-0	0-0	0-0	0	0	0
AIRFORCE (10/16/10)*	1	5-1-6	1.0-2	0-0	0-0	0	0	0
at UNM (10/23/10)*	1	0-3-3	0-0	0-0	0-0	0	0	0

* = Game started



▶ **#40 CHAD YOUNG**

FB, 6-2, 230, Fr.-RS,
La Verne, Calif. (Glendora HS)

■ 2010: Logged his first minutes as an Aztec in the opening seven outings, but does not have any carries ... Also plays on special teams.

■ YOUNG'S CAREER STATISTICS

Career Statistics	Rushing					Receiving			
	G	Att.	Yds.	TD	Avg.	No.	Yds.	TD	Avg.
2010	7	0	0	0	0.0	0	0	0	0.0

SDSU DEPTH CHART vs. WYOMING**OFFENSE****LEFT TACKLE (LT)**

- 60 **Tommie Draheim**, 6-4, 300, Jr.*
 66 Riley Gauld, 6-5, 300, Jr.-TR

LEFT GUARD (LG)

- 71 Alec Johnson, 6-3, 295, So.-SQ
 74 **Mike Matamua**, 6-4, 300, Jr.*
 65 Japheth Gordon, 6-3, 285, Fr.-RS
 75 Leo Grassilli, 6-3, 290, Jr.-SQ

CENTER (C)

- 50 **Trask Iosefa**, 6-0, 300, Sr.***
 71 Alec Johnson, 6-3, 295, So.-SQ

RIGHT GUARD (RG)

- 68 **Nik Embernate**, 6-4, 305, So.*
 51 Jimmy Miller, 6-3, 290, So.-SQ
 70 Juan Roman, 6-3, 280, Fr.-RS
 53 *Emillio Rivera*, 6-4, 305, Jr.**

RIGHT TACKLE (RT)

- 79 Kurtis Gunther, 6-8, 290, Jr.*
 73 Kellen Farr, 6-7, 300, Jr.*

WIDE RECEIVER (X)

- 80 **Vincent Brown**, 6-0, 195, Sr.***
 83 Osmond Nicholas, 6-3, 210, Fr.-RS
 41 Marcus Russell, 5-11, 190, Jr.-TR
 86 Ezell Ruffin, 6-1, 190, Fr.-HS

TIGHT END (Y)

- 88 Gavin Escobar, 6-6, 245, Fr.-RS
 85 D.J. Shields, 6-4, 240, So.*
 87 Bryce Quigley, 6-5, 240, Fr.-HS

WIDE RECEIVER (Z)

- 1 **DeMarco Sampson**, 6-2, 205, Sr.**
 18 Dominique Sandifer, 6-0, 190, So.*
 84 Dylan Denso, 6-2, 205, Fr.-RS
 17 Doug Deakin, 6-0, 185, Sr.*

RUNNING BACK (RB)

- 13 Ronnie Hillman, 5-10, 185, Fr.-HS
 30 Davon Brown, 5-9, 190, Sr.***
 34 Walter Kazee, 5-9, 180, So.*

FULLBACK (FB)

- 23 **Brandon Sullivan**, 5-11, 215, Sr.***
 40 Chad Young, 5-11, 240, Fr.-RS

QUARTERBACK (QB)

- 14 **Ryan Lindley**, 6-4, 220, Jr.**
 12 Jake Bernards, 6-5, 210, Fr.-RS
 16 Ryne Clark, 6-2, 205, Fr.-RS

DEFENSE**DEFENSIVE END (DE)**

- 99 **Ernie Lawson**, 6-3, 275, Sr.***
 49 J.J. Autele, 6-1, 250, Jr.*
 59 Jordan Thomas, 6-1, 240, Fr.-HS
 48 *Eron Moses*, 6-4, 250, Jr.-SQ

DEFENSIVE TACKLE (DT)

- 55 Neil Spencer, 6-2, 280, Jr.*
 94 Jerome Long, 6-5, 280, Jr.**
 91 Frederick Trujillo, 6-1, 225, So.-SQ
 97 Dontrell Onuahu, 6-2, 285, Fr.-HS

DEFENSIVE END (DE)

- 47 **Jacob Tauanuu**, 6-1, 260, Sr.*
 90 **B.J. Williams**, 6-3, 250, Sr.***
 93 Larry Gibbs, 6-0, 245, Jr.-SQ
 95 Perry Jackson, 6-2, 245, Jr.-TR

LINEBACKER (LB)

- 31 Logan Ketchum, 6-3, 220, Jr.*
 36 Nick Tenhaeff, 6-2, 210, Fr.-RS
 33 Colin Shumate, 6-2, 220, So.-SQ
 43 Ross Williams, 6-3, 210, So.-SQ

MIDDLE LINEBACKER (MLB)

- 52 Marcus Yarbrough, 6-2, 230, Sr.***
 44 Rob Andrews, 6-2, 220, So.*
 46 Jacob Driver, 6-2, 205, Fr.-RS
 50 Chris Gordert, 6-0, 230, So.-SQ

LINEBACKER (LB)

- 9 **Miles Burris**, 6-3, 235, Jr.**
 54 Demetrius Barksdale, 6-3, 210, Jr.*
 37 Vaness Harris, LB, 6-2, 245, Fr.-RS

CORNERBACK (CB)

- 2 **Leon McFadden**, 5-10, 180, So.*
 29 Larry Parker, 5-11, 170, Jr.*
 35 King Holder, 5-10, 170, Fr.-HS
 7 Derek Mack, 5-7, 160, So.-SQ
 4 *Romeo Horn*, 6-0, 185, Jr.**

WARRIOR (WAR)

- 3 Darryn Lewis, 5-9, 165, Sr.**
 20 Nat Berhe, 5-10, 185, Fr.-RS
 6 Gabe Lemon, 5-10, 190, Fr.-RS

AZTEC

- 22 Andrew Preston, 6-1, 210, Sr.***
 41 Khalid Stevens, 5-11, 195, So.-SQ
 39 Rene Siluano, 5-10, 190, Fr.-HS

WARRIOR (WAR)

- 11 **Brandon Davis**, 6-2, 190, Jr.**
 26 Marcus Andrews, 6-0, 190, Fr.-RS
 24 Colin Lockett, 6-0, 185, Fr.-RS

CORNERBACK (CB)

- 15 **Jose Perez**, 6-1, 180, Sr.**
 12 Josh Wade, 6-0, 180, So.*
 21 Mahbu Keels, 6-1, 170, Fr.-HS

SPECIALISTS**PUNTER**

- 14 **Brian Stahovich**, 6-0, 190, Jr.**

PLACEKICKER

- 38 Abel Perez, 6-1, 225, Jr.-TR
 29 Bryan Shields, 6-1, 195, Sr.-SQ

KICKOFFS

- 38 Abel Perez, 6-1, 225, Jr.-TR
 29 Bryan Shields, 6-1, 195, Sr.-SQ

HOLDER

- 17 Doug Deakin, 6-0, 185, Sr.*
 14 Brian Stahovich, 6-0, 190, Jr.**
 10 Josh O'Brien, 6-4, 230, Sr.-SQ

LONG SNAPPER

- 58 **Aaron Brewer**, 6-5, 215, Jr.**
 55 Neil Spencer, 6-2, 280, Jr.*
 50 Trask Iosefa, 6-0, 300, Sr.***

KICKOFF RETURNS

- 30 Davon Brown, 5-9, 190, Sr.*** **AND**
 11 Brandon Davis, 6-2, 190, Jr.**

PUNT RETURNS

- 29 Larry Parker, 5-11, 170, Jr.*
 2 Leon McFadden, 5-10, 180, So.*

* - Denotes number of letters earned through the 2009 season. Injured players are listed in italics and at the bottom of the depth chart. **Players in red are returning starters.** Underline players are newcomers or freshmen that redshirted last season.

INJURED - OUT FOR EXTENDED TIME

- 2 Preston King, 5-10, 170, So.*
 34 J.J. Whitaker, 5-10, 175, Fr.-HS (rt. knee)
 72 Tom Rische, 6-4, 305, Sr.-SQ (lt. knee)
 7 **Alston Umuolo**, 6-4, 255, Sr.*** (hip)
 5 **Dey Juan Hemmings**, 5-11, 210, Sr.*** (rt ankle)
 56 Jake Fely, 5-10, 205, Fr.-HS

CAPTAINS

- 17 Doug Deakin, 6-0, 185, Sr.*
 99 Ernie Lawson, 6-3, 275, Sr.***
 22 Andrew Preston, 6-1, 210, Sr.***

GAME 7

Oct. 23 • University Stadium (16,488)

at New Mexico

ALBUQUERQUE, N.M. – San Diego State got two touchdowns from DeMarco Sampson and three field goals from Abel Perez to help keep New Mexico winless on the year, as the Aztecs moved to 5-2 overall and 2-1 in league play with a 30-20 victory at University Stadium.

The win was SDSU's first in Albuquerque since the 2000 campaign, and marked the first time the Aztecs have claimed consecutive victories over the Lobos in Mountain West Conference history.

The visitors spotted New Mexico an early lead when junior Larry Parker fumbled a punt return and the Lobos recovered at the SDSU 30-yard line just a minute and 10 seconds into the game. UNM only advanced one yard, but place-kicker James Aho put a 46-yard field goal through the uprights for a 3-0 lead.

The Aztec offense finally got the ball for the first time in the game at the 12:52 mark and utilized six consecutive draw plays by running back Ronnie Hillman, including one on fourth down, to get into Lobo territory. SDSU quarterback Ryan Lindley then completed three straight passes to set up Hillman's 11-yard touchdown run for the 7-3 advantage.

The two sides swapped second-quarter field goals and it looked to be a 10-6 game heading into the locker room, but an 11-yard New Mexico punt gave the Aztecs the ball back on the Lobo 40-yard line with five seconds remaining in the first half. SDSU utilized its one final play, as Lindley threw a jump ball into the end zone, which senior wideout DeMarco Sampson managed to pull down for a touchdown as time expired.

The Aztecs used that momentum to add three more points to their total on another field goal to start the third quarter, but the Lobos made it a one possession game at 20-13 on a 25-yard TD pass from quarterback B.R. Holbrook to Lucas Reed.

SDSU quickly moved its lead back up to 14 points just two and a half minutes later when Lindley and Sampson connected for the second time on a 32-yard pass play to move the score out to 27-13.

The Aztecs got the ball right back on an interception by Josh Wade, but failed to turn it into any points as the two sides combined for seven consecutive punts from the end of third quarter through most of the fourth quarter.

SDSU's Abel Perez tallied his third field goal of the night following a Lobo fumble and UNM notched a last second touchdown to round out scoring in the 30-20 Aztec victory.

	1	2	3	4	Total
San Diego State	7	10	10	3	- 30
New Mexico	3	3	7	7	- 20

- UNM – Aho 46-yd FG – 4 plays, 1 yard, 0:46 (13:04, 1st)
- SDSU – Hillman 11-yd run (A.Perez kick) – 10 plays, 64 yards, 4:29 (8:23, 1st)
- SDSU – A. Perez 36-yd FG – 9 plays, 42 yards, 3:16 (14:52, 2nd)
- UNM – Aho 25-yd FG – 10 plays, 72 yards, 4:02 (10:50, 2nd)
- SDSU – Sampson 40-yd pass from Lindley (A.Perez kick) – 1 plays, 40 yards, 0:05 (0:00, 2nd)
- SDSU – A. Perez 30-yd FG – 9 plays, 48 yards, 3:22 (11:32, 3rd)
- UNM – Reed 25-yd pass from Holbrook (Aho kick) – 9 plays, 80 yards, 3:23 (8:09, 3rd)
- SDSU – Sampson 32-yd pass from Lindley (A.Perez kick) – 6 plays, 63 yards, 2:26 (5:35, 3rd)
- SDSU – A. Perez 31-yd FG – 9 plays, 24 yards, 4:00 (2:54, 4th)
- UNM – Reed 18-yd pass from Gruner (Aho kick) – 10 plays, 81 yards, 2:33 (0:14, 4th)

INDIVIDUAL STATS

Rushing (Atts.-Yards-TDs): SDSU: Sullivan 18-69; Hillman 18-64; Lindley 1-3; D. Brown 3-5; Team 1-(-1). UNM: Wright 11-60; Godfrey 4-17; Holbrook 4-11; Carrier 6-11; Dennis 4-9; Gruner 1-7; Fussell 1-(-6).

Passing (Att.-Comp.-Int., Yards, TDs): SDSU: Lindley 37-18-1, 249, 2; UNM: Holbrook 27-11-1, 124, 1; Gruner 9-4-0, 69, 1.

Receiving (No.-Yards-TDs): SDSU: Sampson 7-127-2; V. Brown 7-85; Escobar 2-11; Quigley 1-13; Sandifer 1-13. UNM: Reed 5-95-2; Hernandez 4-49; Williams 2-33; Dennis 2-(-11); Carrier 1-17; Kirk 1-10.

TEAM STATS	SDSU	UNM
First Downs	22	16
Rushes-Yards	41-135	31-109
Passing Yards	249	193
C-A-I	18-37-1	15-26-1
Total Offense	384	302
Fumbles-Lost	1-1	1-1
Penalties-Yards	5-66	10-87
Possession Time	34:07	25:53
Turnovers	2	2
Average Field Pos.	SDSU 41	UNM 23

2010 TEAM STATISTICS

Team Statistics	SDSU	OPP
SCORING	231	124
Points Per Game	33.0	17.7
FIRST DOWNS	132	137
Rushing	51	62
Passing	73	58
Penalty	8	17
RUSHING YARDAGE	1247	1090
Yards gained rushing	1342	1289
Yards lost rushing	95	199
Rushing Attempts	229	285
Average Per Rush	5.4	3.8
Average Per Game	178.1	155.7
TDs Rushing	16	9
PASSING YARDAGE	1900	1302
Comp-Att-Int	127-238-5	116-232-6
Average Per Pass	8.0	5.6
Average Per Catch	15.0	11.2
Average Per Game	271.4	186.0
TDs Passing	12	6
TOTAL OFFENSE	3147	2392
Total Plays	467	517
Average Per Play	6.7	4.6
Average Per Game	449.6	341.7
KICK RETURNS: #-Yards	23-475	27-613
PUNT RETURNS: #-Yards	17-96	17-134
INT RETURNS: #-Yards	6-37	5-60
KICK RETURN AVERAGE	20.7	22.7
PUNT RETURN AVERAGE	5.6	7.9
INT RETURN AVERAGE	6.2	12.0
FUMBLES-LOST	5-3	11-5
PENALTIES-Yards	46-434	47-401
Average Per Game	62.0	57.3
PUNTS-Yards	35-1616	48-1936
Average Per Punt	46.2	40.3
Net punt average	39.5	37.1
TIME OF POSSESSION/Game	28:12	31:48
3RD-DOWN Conversions	42/101	38/113
3rd-Down Pct	42%	34%
4TH-DOWN Conversions	4/7	5/10
4th-Down Pct	57%	50%
SACKS BY-Yards	12-69	3-24
MISC YARDS	25	0
TOUCHDOWNS SCORED	28	15
FIELD GOALS-ATTEMPTS	12-17	7-11
ON-SIDE KICKS	0-0	0-1
RED-ZONE SCORES	(25-29) 86%	(19-23) 83%
RED-ZONE TOUCHDOWNS	(14-29) 48%	(13-23) 57%
PAT-ATTEMPTS	(27-28) 96%	(13-13) 100%
ATTENDANCE	99150	151605
Games/Avg Per Game	3/33050	4/37901
Neutral Site Games		0/0

Score by Quarters	1st	2nd	3rd	4th	OT	Total
San Diego State	38	71	58	64	0	231
Opponents	34	16	33	41	0	124

2010 INDIVIDUAL STATISTICS

Rushing	gp	att	gain	loss	net	avg	td	lg	avg/g
HILLMAN, Ronnie	7	136	904	43	861	6.3	11	93	123.0
KAZEE, Walter	4	32	180	6	174	5.4	3	46	43.5
BROWN, Davon	7	19	121	6	115	6.1	2	44	16.4
SULLIVAN, Brand	7	23	91	2	89	3.9	0	12	12.7
DEAKIN, Doug	7	1	13	0	13	13.0	0	13	1.9
LINDLEY, Ryan	7	10	33	24	9	0.9	0	9	1.3
SAMPSON, DeMarc	7	3	12	3	9	3.0	0	10	1.3
TEAM	6	5	10	9	1	0.2	0	10	0.2
Total	7	229	1364	93	1271	5.6	16	93	181.6
Opponents	7	285	1289	200	1089	3.8	9	46	155.6

Passing	gp	effic	comp-att-int	pct	yds	td	lg	avg/g
LINDLEY, Ryan	7	134.92	126-233-5	54.1	1890	12	82	270.0
TEAM	6	0.00	0-3-0	0.0	0	0	0	0.0
BERNARDS, Jake	1	184.00	1-1-0	100.0	10	0	10	10.0
BROWN, Davon	7	0.00	0-1-0	0.0	0	0	0	0.0
Total	7	132.86	127-238-5	53.4	1900	12	82	271.4
Opponents	7	100.32	115-231-6	49.8	1297	6	68	185.3

Receiving	gp	no.	yds	avg	td	lg	avg/g
BROWN, Vincent	7	36	578	16.1	3	82	82.6
SAMPSON, DeMarc	7	34	653	19.2	4	71	93.3
SULLIVAN, Brand	7	15	196	13.1	1	57	28.0
SANDIFER, Domin	7	12	124	10.3	0	29	17.7
ESCOBAR, Gavin	7	11	142	12.9	3	45	20.3
QUIGLEY, Bryce	5	4	65	16.2	1	28	13.0
DENSO, Dylan	7	3	31	10.3	0	12	4.4
BROWN, Davon	7	3	30	10.0	0	14	4.3
UMUOLO, Alston	2	3	19	6.3	0	11	9.5
HILLMAN, Ronnie	7	3	14	4.7	0	8	2.0
KAZEE, Walter	4	2	38	19.0	0	28	9.5
O'BRIEN, Josh	7	1	10	10.0	0	10	1.4
Total	7	127	1900	15.0	12	82	271.4
Opponents	7	115	1297	11.3	6	68	185.3

Punt Returns	no.	yds	avg	td	lg
PARKER, Larry	9	44	4.9	0	14
MCFADDEN, Leon	5	46	9.2	0	23
SANDIFER, Domin	3	6	2.0	0	6
Total	17	96	5.6	0	23
Opponents	17	134	7.9	0	32

Interceptions	no.	yds	avg	td	lg
LEWIS, Darryn	2	27	13.5	0	23
MCFADDEN, Leon	2	0	0.0	0	0
BERHE, Nat	1	10	10.0	0	10
WADE, Josh	1	0	0.0	0	0
Total	6	37	6.2	0	23
Opponents	5	60	12.0	0	25

Kick Returns	no.	yds	avg	td	lg
DAVIS, Brandon	11	288	26.2	0	37
BROWN, Davon	10	187	18.7	0	25
Total	21	475	22.6	0	37
Opponents	27	613	22.7	0	40

Fumble Returns	no.	yds	avg	td	lg
Total	0	0	0.0	0	0
Opponents	0	0	0.0	0	0

2010 INDIVIDUAL STATISTICS

Scoring	td	fg	PAT				dxp	saf	pts
			kick	rush	rcv	pass			
HILLMAN, Ronnie	11	-	-	-	-	-	-	66	
PEREZ, Abel	-	12-17	26-27	-	-	-	-	62	
SAMPSON, DeMarc	4	-	-	-	-	-	-	24	
KAZEE, Walter	3	-	-	-	-	-	-	18	
ESCOBAR, Gavin	3	-	-	-	-	-	-	18	
BROWN, Vincent	3	-	-	-	-	-	-	18	
BROWN, Davon	2	-	-	-	-	-	-	12	
SULLIVAN, Brand	1	-	-	-	-	-	-	6	
QUIGLEY, Bryce	1	-	-	-	-	-	-	6	
SHIELDS, Bryan	-	-	1-1	-	-	-	-	1	
Total	28	12-17	27-28	-	-	-	-	231	
Opponents	15	7-11	13-13	0-1	-	0-1	-	124	

Total Offense	g	plays	rush	pass	total	avg/g
LINDLEY, Ryan	7	243	9	1890	1899	271.3
HILLMAN, Ronnie	7	136	861	0	861	123.0
KAZEE, Walter	4	32	174	0	174	43.5
BROWN, Davon	7	20	115	0	115	16.4
SULLIVAN, Brand	7	23	89	0	89	12.7
DEAKIN, Doug	7	1	13	0	13	1.9
BERNARDS, Jake	1	1	0	10	10	10.0
SAMPSON, DeMarc	7	3	9	0	9	1.3
TEAM	6	8	1	0	1	0.2
Total	7	467	1271	1900	3171	453.0
Opponents	7	516	1089	1297	2386	340.9

Field Goals	fg	pct.	01-19	20-29	30-39	40-49	50-99	lg	blk
PEREZ, Abel	12-17	70.6	0-1	6-6	5-6	1-4	0-0	44	0

Punting	no.	yds	avg	lg	tb	fc	i20	50+	blk
STAHOVICH, Bria	35	1616	46.2	67	5	9	12	14	0
Total	35	1616	46.2	67	5	9	12	14	0
Opponents	48	1936	40.3	58	3	13	12	5	0

FG Sequence	San Diego State	Opponents
Nicholls State	42,(44),(27)	40,24
New Mexico State	(25),(32),37,45	37
Missouri	(25)	(34),(38)
Utah State	(20),(37)	-
Brigham Young	43	(29)
Air Force	(23),(27),19	46,(25),(30)
New Mexico	(36),(30),(31)	(46),(25)

Kickoffs	no.	yds	avg	tb	ob	retn	net	ydln
PEREZ, Abel	45	3057	67.9	17	1			
Total	45	3057	67.9	17	1	22.7	46.8	23
Opponents	26	1716	66.0	4	1	22.6	44.7	25

Numbers in (parentheses) indicate field goal was made.

STAHOVICH PUNT-BY-PUNT

Opponent	From	To	Yds	Return	Net	FP
Nicholls State	SD 18	NS 26	56	32	24	SD 42
New Mexico State	SD 26	NM 15	59	1	58	NM 16
New Mexico State	SD 15	NM 31	54	5	49	NM 36
New Mexico State	SD 27	NM 40	33	downed	33	NM 40
New Mexico State	SD 35	NM 8	57	0	57	NM 8
Missouri	SD 19	MU 33	48	31	17	SD 36
Missouri	SD 38	MU 26	36	0	36	MU 26
Missouri	SD 15	MU 44	41	8	33	SD 48
Missouri	SD 26	MU 22	52	0	52	MU 22
Missouri	SD 50	MU 5	45	0	45	MU 5
Missouri	SD 33	MU 0	67	0	47	MU 20
Missouri	SD 30	MU 17	53	8	45	MU 25
Missouri	SD 44	MU 7	49	0	49	MU 7
Missouri	SD 19	MU 39	42	0	42	MU 39
Missouri	MU 35	MU 12	23	0	23	MU 12
Utah State	SD 38	US 36	36	fair catch	36	US 26
Utah State	SD 14	US 29	57	9	48	US 38
Utah State	SD 36	US 19	45	0	45	US 19
Brigham Young	SD 25	BY 22	53	0	53	BY 22
Brigham Young	BY 47	BY 21	26	fair catch	26	BY 21
Brigham Young	SD 21	BY 41	38	0	38	BY 41
Brigham Young	SD 13	BY 38	49	13	36	SD 49
Brigham Young	SD 27	BY 27	46	fair catch	46	BY 27
Brigham Young	SD 20	BY 26	54	9	45	BY 35

Opponent	From	To	Yds	Return	Net	FP
Air Force	SD 35	AF 17	48	fair catch	48	AF 17
Air Force	AF 45	AF 22	23	downed	23	AF 22
Air Force	SD 35	AF 18	47	fair catch	47	AF 18
Air Force	SD 34	AF 11	55	7	48	AF 18
New Mexico	SD 36	NM 14	50	fair catch	50	NM 14
New Mexico	SD 39	NM 0	61	TB	41	NM 20
New Mexico	NM 40	NM 0	40	TB	20	NM 20
New Mexico	NM 45	NM 0	45	TB	25	NM 20
New Mexico	SD 41	NM 0	59	TB	39	NM 20
New Mexico	NM 46	NM 10	36	fair catch	36	NM 10
New Mexico	NM 44	NM 11	33	6	27	NM 27

2010 INDIVIDUAL STATISTICS

All Purpose	g	rush	rcv	pr	kr	ir	total	avg/g
HILLMAN, Ronni	7	861	14	0	0	0	875	125.0
SAMPSON, De	7	9	653	0	0	0	662	94.6
BROWN, Vincen	7	0	578	0	0	0	578	82.6
BROWN, Davon	7	115	30	0	187	0	332	47.4
DAVIS, Brandon	7	0	0	0	288	0	288	41.1
SULLIVAN, Bran	7	89	196	0	0	0	285	40.7
KAZEE, Walter	4	174	38	0	0	0	212	53.0
ESCOBAR, Gavi	7	0	142	0	0	0	142	20.3
SANDIFER, Do	7	0	124	6	0	0	130	18.6
QUIGLEY, Bryce	5	0	65	0	0	0	65	13.0
MCFADDEN, Le	7	0	0	46	0	0	46	6.6
PARKER, Larry	6	0	0	44	0	0	44	7.3
DENSO, Dylan	7	0	31	0	0	0	31	4.4
LEWIS, Darryn	7	0	0	0	0	27	27	3.9
UMUOLO, Alsto	2	0	19	0	0	0	19	9.5
DEAKIN, Doug	7	13	0	0	0	0	13	1.9
O'BRIEN, Josh	7	0	10	0	0	0	10	1.4
BERHE, Nat	7	0	0	0	0	10	10	1.4
LINDLEY, Ryan	7	9	0	0	0	0	9	1.3
TEAM	6	1	0	0	0	0	1	0.2
Total	7	1271	1900	96	475	37	3779	539.9
Opponents	7	1089	1297	134	613	60	3193	456.1

2010 DEFENSIVE STATISTICS

#	Defensive Leaders	gp	Tackles			tfl/yds	Sacks no-yds	Pass defense			Fumbles		blkd	
			ua	a	tot			int-yds	brup	qbh	rcv-yds	ff	kick	saf
22	PRESTON, Andrew	7	27	13	40	.	.	.	2	
9	BURRIS, Miles	7	19	17	36	8.0-31	4.0-19	.	.	.	2	.	.	
52	YARBROUGH, Marc	7	22	12	34	3.0-7	1.0-4	.	1	
3	LEWIS, Darryn	7	18	10	28	1.0-2	.	2-27	1	
20	BERHE, Nat	7	16	11	27	1.0-2	.	1-10	1	.	1-0	.	.	
2	MCFADDEN, Leon	7	14	13	27	4.0-23	.	2-0	7	
31	KETCHUM, Logan	7	19	8	27	2.0-3	0.5-1	.	2	.	.	.	1	
54	BARKSDALE, Deme	7	15	7	22	2.5-18	1.0-14	.	2	.	1-0	.	.	
55	SPENCER, Neil	7	12	9	21	1.0-4	1-0	.	.	
94	LONG, Jerome	7	11	9	20	4.5-13	1.0-7	
41	STEVENS, Khalid	7	14	6	20	3.5-8	.	.	1	
15	PEREZ, Jose	7	13	7	20	2.0-5	.	.	8	1	.	.	.	
26	ANDREWS, Marcus	7	12	8	20	0.5-3	.	.	3	
11	DAVIS, Brandon	7	13	6	19	2.0-9	1.0-8	.	2	
90	WILLIAMS, B.J.	7	10	6	16	1.0-4	1.0-4	
36	TENHAEFF, Nick	7	13	3	16	2.5-10	1.0-4	.	.	.	1-0	.	.	
44	ANDREWS, Rob	7	8	7	15	0.5-2	.	.	1	
99	LAWSON, Ernie	7	6	8	14	1.5-4	.	.	1	1	.	.	.	
47	TAUANUU, Jacob	7	9	4	13	2.5-5	.	.	2	
49	AUTELE, J.J.	7	5	6	11	2.5-3	0.5-0	
9A	PARKER, Larry	6	6	3	9	1.0-4	.	.	1	.	1-0	1	.	
2A	WADE, Josh	7	3	6	9	.	.	1-0	
39	SILUANO, Rene	7	3	3	6	
24	LOCKETT, Colin	5	3	1	4	
4	HORN, Romeo	3	4	.	4	
6	LEMON, Gabe	4	3	1	4	
58	BREWER, Aaron	7	2	2	4	
33	SHUMATE, Colin	6	3	.	3	
91	TRUJILLO, Frede	3	2	1	3	1.0-3	.	.	1	.	.	1	.	
37	HARRIS, Vaness	1	3	.	3	
56	FELY, Jake	3	1	1	2	1.5-10	1.0-9	
59	THOMAS, Jordan	7	2	.	2	
38	PEREZ, Abel	7	1	.	1	
84	DENSO, Dylan	7	1	.	1	
	TM TEAM	6	1	.	1	1.0-3	1	.	
0B	GORDERT, Chris	1	1	.	1	
1	SAMPSON, DeMarc	7	1	.	1	
13	HILLMAN, Ronnie	7	1	.	1	
5	HEMMINGS, Dey J	2	1	.	1	
88	ESCOBAR, Gavin	7	1	.	1	
	Total	7	319	188	507	50-176	12-70	6-37	36	2	5-0	5	1	
	Opponents	7	254	178	432	29-85	3-24	5-60	24	4	3-0	4	.	

RED ZONE STATISTICS**San Diego State Inside Opponent Red-Zone**

Date	Opponent	Score	Times In RZ	Times Scored	Total Pts	Rush TDs	Pass TDs	FGs Made	Failed to score inside RZ						
									FGA	Down	Int	Fumb	Half	Game	
Sep 04, 2010	NICHOLLS STATE	W 47-0	4	4	24	3	2	1	1	0	0	0	0	0	0
Sep 11, 2010	at New Mexico State	W 41-21	8	6	34	4	3	1	2	2	0	0	0	0	0
Sep 18, 2010	at Missouri	L 24-27	3	2	10	1	1	0	1	0	0	1	0	0	0
Sep 25, 2010	UTAH STATE	W 41-7	4	4	20	2	2	0	2	0	0	0	0	0	0
Oct 09, 2010	at Brigham Young	L 21-24	2	2	14	2	0	2	0	0	0	0	0	0	0
Oct 16, 2010	AIR FORCE	W 27-25	4	3	13	1	0	1	2	1	0	0	0	0	0
Oct 23, 2010	at New Mexico	W 30-20	4	4	16	1	1	0	3	0	0	0	0	0	0
Totals			29	25	131	14	9	5	11	3	0	1	0	0	0

25 of 29 (86.2%)

Opponents Inside San Diego State Red-Zone

Date	Opponent	Score	Times In RZ	Times Scored	Total Pts	Rush TDs	Pass TDs	FGs Made	Failed to score inside RZ						
									FGA	Down	Int	Fumb	Half	Game	
Sep 04, 2010	NICHOLLS STATE	W 47-0	2	0	0	0	0	0	0	2	0	0	0	0	0
Sep 11, 2010	at New Mexico State	W 41-21	3	2	14	2	1	1	0	1	0	0	0	0	0
Sep 18, 2010	at Missouri	L 24-27	4	4	20	2	2	0	2	0	0	0	0	0	0
Sep 25, 2010	UTAH STATE	W 41-7	1	1	7	1	1	0	0	0	0	0	0	0	0
Oct 09, 2010	at Brigham Young	L 21-24	5	4	24	3	3	0	1	0	0	1	0	0	0
Oct 16, 2010	AIR FORCE	W 27-25	5	5	25	3	2	1	2	0	0	0	0	0	0
Oct 23, 2010	at New Mexico	W 30-20	3	3	17	2	0	2	1	0	0	0	0	0	0
Totals			23	19	107	13	9	4	6	3	0	1	0	0	0

19 of 23 (82.6%)

2010 SAN DIEGO STATE GAME-BY-GAME

Date	Opponent	Rushing				Receiving				Passing				Kick Returns				Punt Returns				tot off
		no.	yds	td	lg	no.	yds	td	lg	cmp-att-int	yds	td	lg	no.	yds	td	lg	no.	yds	td	lg	
Sep 04	NICHOLLS STATE	34	218	4	46	18	313	2	71	18-27-0	313	2	71	1	9	0	9	5	47	0	23	531
Sep 11	at New Mexico State	40	244	4	44	20	319	1	57	20-43-0	319	1	57	4	97	0	36	2	5	0	4	563
Sep 18	at Missouri	33	250	3	93	20	190	0	31	20-44-1	190	0	31	4	84	0	25	4	16	0	13	440
Sep 25	UTAH STATE	38	142	2	15	17	362	3	82	17-24-1	362	3	82	2	33	0	17	2	6	0	6	504
Oct 09	at Brigham Young	12	53	0	38	20	220	3	36	20-36-1	220	3	36	2	38	0	21	2	21	0	13	273
Oct 16	AIR FORCE	31	205	2	65	14	247	1	59	14-27-1	247	1	59	6	92	0	32	0	0	0	0	452
Oct 23	at New Mexico	41	135	1	12	18	249	2	40	18-37-1	249	2	40	4	122	0	37	2	1	0	1	384
		229	1247	16	93	127	1900	12	82	127-238-5	1900	12	82	23	475	0	37	17	96	0	23	3147
Opponents		285	1090	9	46	116	1302	6	68	116-232-6	1302	6	68	27	613	0	40	17	134	0	32	2392

Games played: 7
 Avg per rush: 5.4
 Avg per catch: 15.0
 Pass efficiency: 132.86
 Kick ret avg: 20.7
 Punt ret avg: 5.6
 All purpose avg/game: 536.4
 Total offense avg/gm: 449.6

Date	Opponent	Tackles				Sacks no-yds	Fumble		Pass Defense			Blkd kick	PAT Attempts				pts	
		ua	a	total	tfl-yds		ff	fr-yds	int-yds	qbh	brup		kick	rush	rcv	saf		
Sep 04	NICHOLLS STATE	49	10	59	12.0-46	3.0-17	2	1-0	0-0	0	6	1	5-6	0	0	0	0	47
Sep 11	at New Mexico State	22	42	64	6.0-18	1.0-7	1	1-0	0-0	1	4	0	5-5	0	0	0	0	41
Sep 18	at Missouri	40	30	70	7.0-9	1.0-1	1	1-0	2-23	0	5	0	3-3	0	0	0	0	24
Sep 25	UTAH STATE	50	18	68	9.0-56	4.0-32	0	0-0	1-10	0	6	0	5-5	0	0	0	0	41
Oct 09	at Brigham Young	65	36	101	6.0-20	2.0-12	1	1-0	1-0	0	1	0	3-3	0	0	0	0	21
Oct 16	AIR FORCE	63	24	87	4.0-12	0.0-0	0	0-0	1-4	0	7	0	3-3	0	0	0	0	27
Oct 23	at New Mexico	31	28	59	5.0-14	1.0-0	0	1-0	1-0	1	7	0	3-3	0	0	0	0	30
		320	188	508	49.0-175	12.0-69	5	5-0	6-37	2	36	1	27-28	0	0	0	0	231
Opponents		254	178	432	29.0-85	3.0-24	4	3-0	5-60	4	24	0	13-13	0	0	0	0	124

Date	Opponent	Punting									Field Goals			Kickoffs				
		no.	yds	avg	long	blkd	tb	fc	50+	i20	md-att	long	blkd	no.	yds	avg	tb	ob
Sep 04	NICHOLLS STATE	1	56	56.0	56	0	0	0	1	0	2-3	44	0	9	617	68.6	1	0
Sep 11	at New Mexico State	4	203	50.8	59	0	0	0	3	2	2-4	32	0	8	554	69.2	6	0
Sep 18	at Missouri	10	456	45.6	67	0	1	2	3	3	1-1	25	0	5	337	67.4	4	0
Sep 25	UTAH STATE	3	138	46.0	57	0	0	1	1	1	2-2	37	0	8	543	67.9	0	0
Oct 09	at Brigham Young	6	266	44.3	54	0	0	2	2	0	0-1	0	0	4	274	68.5	2	0
Oct 16	AIR FORCE	4	173	43.2	55	0	0	2	1	3	2-3	27	0	5	312	62.4	0	1
Oct 23	at New Mexico	7	324	46.3	61	0	4	2	3	3	3-3	36	0	6	420	70.0	4	0
		35	1616	46.2	67	0	5	9	14	12	12-17	44	0	45	3057	67.9	17	1
Opponents		48	1936	40.3	58	0	3	13	5	12	7-11	46	1	28	1744	62.3	4	1

2010 OPPONENT GAME-BY-GAME

Date	Opponent	Rushing				Receiving				Passing				Kick Returns				Punt Returns				tot off
		no.	yds	td	lg	no.	yds	td	lg	cmp-att-int	yds	td	lg	no.	yds	td	lg	no.	yds	td	lg	
Sep 04	NICHOLLS STATE	37	88	0	26	12	83	0	16	12-26-0	83	0	16	8	160	0	26	1	32	0	32	171
Sep 11	at New Mexico State	26	105	1	22	17	223	2	58	17-34-0	223	2	58	2	38	0	20	3	11	0	5	328
Sep 18	at Missouri	27	89	2	19	28	351	1	68	28-51-2	351	1	68	1	17	0	17	5	47	0	31	440
Sep 25	UTAH STATE	40	115	1	16	14	130	0	25	14-31-1	130	0	25	8	195	0	29	2	9	0	9	245
Oct 09	at Brigham Young	62	271	3	46	16	142	0	23	16-23-1	142	0	23	2	62	0	33	4	22	0	13	413
Oct 16	AIR FORCE	62	312	2	24	13	175	1	36	13-30-1	175	1	36	4	82	0	27	1	7	0	7	487
Oct 23	at New Mexico	31	110	0	18	16	198	2	26	16-37-1	198	2	26	2	59	0	40	1	6	0	6	308
San Diego State		285	1090	9	46	116	1302	6	68	116-232-6	1302	6	68	27	613	0	40	17	134	0	32	2392
		229	1247	16	93	127	1900	12	82	127-238-5	1900	12	82	23	475	0	37	17	96	0	23	3147

Games played: 7
 Avg per rush: 3.8
 Avg per catch: 11.2
 Pass efficiency: 100.50
 Kick ret avg: 22.7
 Punt ret avg: 7.9
 All purpose avg/game: 457.0
 Total offense avg/gm: 341.7

Date	Opponent	Tackles				Sacks	Fumble		Pass Defense			Blkd kick	PAT Attempts				saf	pts			
		ua	a	total	tfl-yds		no-yds	ff	fr-yds	int-yds	qbh		brup	kick	kick	rush			rcv		
Sep 04	NICHOLLS STATE	44	8	52	4.0-8	0.0-0	1	1-0	0-0	0	3	0	0-0	0	0	0	0	0	0	0	0
Sep 11	at New Mexico State	19	76	95	2.0-4	0.0-0	0	0-0	0-0	1	3	0	3-3	0	0	0	0	0	0	0	21
Sep 18	at Missouri	44	26	70	5.0-14	1.0-6	0	0-0	1-24	0	5	0	3-3	0	0	0	0	0	0	0	27
Sep 25	UTAH STATE	48	8	56	5.0-15	0.0-0	1	1-0	1-0	0	1	0	1-1	0	0	0	0	0	0	0	7
Oct 09	at Brigham Young	24	12	36	3.0-19	1.0-9	1	0-0	1-11	2	6	0	3-3	0	0	0	0	0	0	0	24
Oct 16	AIR FORCE	37	6	43	4.0-13	1.0-9	0	0-0	1-0	0	4	0	1-1	0	0	0	0	0	0	0	25
Oct 23	at New Mexico	38	42	80	6.0-12	0.0-0	1	1-0	1-25	1	2	0	2-2	0	0	0	0	0	0	0	20
San Diego State		254	178	432	29.0-85	3.0-24	4	3-0	5-60	4	24	0	13-13	0	0	0	0	0	0	0	124
		320	188	508	49.0-175	12.0-69	5	5-0	6-37	2	36	1	27-28	0	0	0	0	0	0	0	231

Date	Opponent	Punting									Field Goals			Kickoffs				
		no.	yds	avg	long	blkd	tb	fc	50+	i20	md-att	long	blkd	no.	yds	avg	tb	ob
Sep 04	NICHOLLS STATE	7	295	42.1	50	0	0	0	1	1	0-2	0	1	1	64	64.0	0	0
Sep 11	at New Mexico State	9	364	40.4	54	0	0	3	1	3	0-1	0	0	4	268	67.0	0	0
Sep 18	at Missouri	8	363	45.4	58	0	1	1	1	3	2-2	38	0	6	413	68.8	2	0
Sep 25	UTAH STATE	8	308	38.5	48	0	1	1	0	4	0-0	0	0	2	128	64.0	0	0
Oct 09	at Brigham Young	4	147	36.8	51	0	1	0	1	0	1-1	29	0	5	330	66.0	2	1
Oct 16	AIR FORCE	3	125	41.7	45	0	0	3	0	0	2-3	30	0	6	283	47.2	0	0
Oct 23	at New Mexico	9	334	37.1	57	0	0	5	1	1	2-2	46	0	4	258	64.5	0	0
San Diego State		48	1936	40.3	58	0	3	13	5	12	7-11	46	1	28	1744	62.3	4	1
		35	1616	46.2	67	0	5	9	14	12	12-17	44	0	45	3057	67.9	17	1

2010 SAN DIEGO STATE PARTICIPATION

#	PLAYER	GP-GS	NICH	NMSU	MU	USU	BYU	AF	UNM
26	ANDREWS, Marcus	7/-	XXX	XXX	XXX	XXX	XXX	XXX	XXX
44	ANDREWS, Rob	7/-	XXX	XXX	XXX	XXX	XXX	XXX	XXX
49	AUTELE, J.J.	7/-	XXX	XXX	XXX	XXX	XXX	XXX	XXX
54	BARKSDALE, Deme	7/-	XXX	XXX	XXX	XXX	XXX	XXX	XXX
20	BERHE, Nat	7/1	XXX	XXX	XXX	XXX	XXX	START	XXX
12	BERNARDS, Jake	1/-	XXX
58	BREWER, Aaron	7/-	XXX	XXX	XXX	XXX	XXX	XXX	XXX
30	BROWN, Davon	7/2	START	START	XXX	XXX	XXX	XXX	XXX
80	BROWN, Vincent	7/6	START	START	START	START	XXX	START	START
9	BURRIS, Miles	7/7	START	START	START	START	START	START	START
11	DAVIS, Brandon	7/6	START	START	START	START	START	XXX	START
17	DEAKIN, Doug	7/-	XXX	XXX	XXX	XXX	XXX	XXX	XXX
84	DENSO, Dylan	7/-	XXX	XXX	XXX	XXX	XXX	XXX	XXX
60	DRAHEIM, Tommie	7/7	START	START	START	START	START	START	START
46	DRIVER, Jacob	2/-	XXX	XXX
68	EMBERNATE, Nik	7/7	START	START	START	START	START	START	START
88	ESCOBAR, Gavin	7/6	XXX	START	START	START	START	START	START
73	FARR, Kellen	7/-	XXX	XXX	XXX	XXX	XXX	XXX	XXX
56	FELY, Jake	3/-	XXX	XXX	XXX
93	GIBBS, Larry	2/-	XXX	XXX
0B	GORDERT, Chris	1/-	XXX
65	GORDON, Japheth	1/-	XXX
75	GRASSILLI, Leo	1/-	XXX
79	GUNTHER, Kurtis	7/7	START	START	START	START	START	START	START
37	HARRIS, Vaness	1/-	XXX	...
5	HEMMINGS, Dey J	2/-	XXX	XXX
13	HILLMAN, Ronnie	7/4	XXX	XXX	XXX	START	START	START	START
4	HORN, Romeo	3/-	XXX	XXX	XXX
50	IOSEFA, Trask	7/7	START	START	START	START	START	START	START
71	JOHNSON, Alec	7/7	START	START	START	START	START	START	START
34	KAZEE, Walter	4/1	XXX	XXX	START	XXX
31	KETCHUM, Logan	7/7	START	START	START	START	START	START	START
99	LAWSON, Ernie	7/7	START	START	START	START	START	START	START
6	LEMON, Gabe	4/-	XXX	XXX	...	XXX	XXX
3	LEWIS, Darryn	7/6	START	START	START	START	START	XXX	START
14	LINDLEY, Ryan	7/7	START	START	START	START	START	START	START
24	LOCKETT, Colin	5/-	XXX	XXX	XXX	XXX	XXX
94	LONG, Jerome	7/4	START	START	START	XXX	XXX	XXX	START
74	MATAMUA, Mike	3/-	XXX	XXX	...	XXX
2	MCFADDEN, Leon	7/7	START	START	START	START	START	START	START
51	MILLER, Jimmy	1/-	XXX
10	O'BRIEN, Josh	7/-	XXX	XXX	XXX	XXX	XXX	XXX	XXX
9A	PARKER, Larry	6/-	XXX	XXX	XXX	...	XXX	XXX	XXX
38	PEREZ, Abel	7/-	XXX	XXX	XXX	XXX	XXX	XXX	XXX
15	PEREZ, Jose	7/7	START	START	START	START	START	START	START
22	PRESTON, Andrew	7/6	START	START	START	START	START	XXX	START
87	QUIGLEY, Bryce	5/1	XXX	XXX	START	XXX	XXX
70	ROMAN, Juan	1/-	XXX
1	SAMPSON, DeMarc	7/7	START	START	START	START	START	START	START
18	SANDIFER, Domin	7/3	START	START	XXX	XXX	XXX	XXX	START
29	SHIELDS, Bryan	2/-	XXX	XXX
85	SHIELDS, D.J.	7/3	XXX	XXX	START	START	START	XXX	XXX
33	SHUMATE, Colin	6/-	XXX	...	XXX	XXX	XXX	XXX	XXX
39	SILUANO, Rene	7/-	XXX	XXX	XXX	XXX	XXX	XXX	XXX
55	SPENCER, Neil	7/3	XXX	XXX	XXX	START	START	START	XXX
4A	STAHOVICH, Bria	7/-	XXX	XXX	XXX	XXX	XXX	XXX	XXX
41	STEVENS, Khalid	7/1	XXX	XXX	XXX	XXX	XXX	START	XXX
23	SULLIVAN, Brand	7/1	XXX	XXX	XXX	XXX	XXX	START	XXX
47	TAUANUU, Jacob	7/2	XXX	XXX	XXX	XXX	XXX	START	START
36	TENHAEFF, Nick	7/1	XXX	XXX	XXX	XXX	XXX	START	XXX
59	THOMAS, Jordan	7/-	XXX	XXX	XXX	XXX	XXX	XXX	XXX
91	TRUJILLO, Frede	3/-	XXX	XXX	XXX
7	UMUOLO, Alston	2/1	START	XXX
2A	WADE, Josh	7/-	XXX	XXX	XXX	XXX	XXX	XXX	XXX
90	WILLIAMS, B.J.	7/5	START	START	START	START	START	XXX	XXX
3B	WILLIAMS, Ross	1/-	XXX
52	YARBROUGH, Marc	7/7	START	START	START	START	START	START	START
40	YOUNG, Chad	7/-	XXX	XXX	XXX	XXX	XXX	XXX	XXX

2010 SAN DIEGO STATE SEASON/CAREER STATS

SEASON

CAREER

Punt Returns						CAREER					
	no.	yds	avg	td	lg		no.	yds	avg	td	lg
PARKER, Larry	9	44	4.9	0	14	9	44	4.9	0	14	
MCFADDEN, Leon	5	46	9.2	0	23	5	46	9.2	0	23	
SANDIFER, Domin	3	6	2.0	0	6	3	6	2.0	0	6	
Total	17	96	5.6	0	23						
Opponents	17	134	7.9	0	32						

Kick Returns						CAREER					
	no.	yds	avg	td	lg		no.	yds	avg	td	lg
DAVIS, Brandon	11	288	26.2	0	37	14	341	24.4	0	37	
BROWN, Davon	10	187	18.7	0	25	25	469	18.8	0	46	
Total	21	475	22.6	0	37						
Opponents	27	613	22.7	0	40						

Interceptions						CAREER					
	no.	yds	avg	td	lg		no.	yds	avg	td	lg
MCFADDEN, Leon	2	0	0.0	0	0	3	39	13.0	0	39	
LEWIS, Darryn	2	27	13.5	0	23	2	27	13.5	0	23	
WADE, Josh	1	0	0.0	0	0	1	0	0.0	0	0	
BERHE, Nat	1	10	10.0	0	10	1	10	10.0	0	10	
Total	6	37	6.2	0	23						
Opponents	5	60	12.0	0	25						

Fumble Returns						CAREER					
	no.	yds	avg	td	lg		no.	yds	avg	td	lg
Total	0	0	0.0	0	0						
Opponents	0	0	0.0	0	0						

All Purpose	g	rush	rcv	pr	kr	ir	total	avg/g	g	rush	rcv	pr	kr	ir	total	avg/g
HILLMAN, Ronni	7	861	14	0	0	0	875	125.0	7	861	14	0	0	0	875	125.0
SAMPSON, DeM	7	9	653	0	0	0	662	94.6	42	7	1675	2	110	0	1794	42.7
BROWN, Vincent	7	0	578	0	0	0	578	82.6	38	47	2336	46	767	0	3196	84.1
BROWN, Davon	7	115	30	0	187	0	332	47.4	33	167	78	0	469	0	714	21.6
DAVIS, Brandon	7	0	0	0	288	0	288	41.1	29	5	0	0	341	0	346	11.9
SULLIVAN, Bran	7	89	196	0	0	0	285	40.7	36	1052	637	0	66	0	1755	48.8
KAZEE, Walter	4	174	38	0	0	0	212	53.0	15	545	102	0	85	0	732	48.8
ESCOBAR, Gavi	7	0	142	0	0	0	142	20.3	7	0	142	0	0	0	142	20.3
SANDIFER, Dom	7	0	124	6	0	0	130	18.6	17	0	422	6	0	0	428	25.2
QUIGLEY, Bryce	5	0	65	0	0	0	65	13.0	5	0	65	0	0	0	65	13.0
MCFADDEN, Le	7	0	0	46	0	0	46	6.6	19	0	0	46	0	39	85	4.5
PARKER, Larry	6	0	0	44	0	0	44	7.3	18	0	0	44	0	0	44	2.4
DENSO, Dylan	7	0	31	0	0	0	31	4.4	7	0	31	0	0	0	31	4.4
LEWIS, Darryn	7	0	0	0	0	27	27	3.9	27	0	0	0	0	27	27	1.0
UMUOLO, Alston	2	0	19	0	0	0	19	9.5	35	10	439	0	0	0	449	12.8
DEAKIN, Doug	7	13	0	0	0	0	13	1.9	18	13	0	0	0	13	0.7	
BERHE, Nat	7	0	0	0	0	10	10	1.4	7	0	0	0	0	10	10	1.4
O'BRIEN, Josh	7	0	10	0	0	0	10	1.4	9	0	10	0	0	0	10	1.1
LINDLEY, Ryan	7	9	0	0	0	0	9	1.3	30	-184	0	0	0	0	-184	-6.1
TEAM	6	1	0	0	0	0	1	0.2								
Total	7	1271	1900	96	475	37	3779	539.9								
Opponents	7	1089	1297	134	613	60	3193	456.1								

Field Goals	att	good	long	blkd	att	good	long	blkd
PEREZ, Abel	17	12	44	0	17	12	44	0
Total	17	12	44	0				
Opponents	11	7	46	1				

Punting	no.	yds	avg	lg	blk	no.	yds	avg	lg	blk
STAHOVICH, Bria	35	1616	46.2	67	0	167	7097	42.5	67	1
Total	35	1616	46.2	67	0					
Opponents	48	1936	40.3	58	0					

2010 SAN DIEGO STATE SEASON/CAREER STATS

		SEASON					CAREER																	
Kickoffs		no.	yds	avg	tb	ob	no.	yds	avg	tb	ob													
PEREZ, Abel		45	3057	67.9	17	1	45	3057	67.9	17	1													
Total		45	3057	67.9	17	1																		
Opponents		26	1716	66.0	4	1																		
##	Defensive Leaders	gp	ua	a	total	tfl	sack	int	pbu	fr	ff	blk	gp	ua	a	total	tfl	sack	int	pbu	fr	ff	blk	
22	PRESTON, Andrew	7	27	13	40	0.0	.	.	2	.	.	.	42	144	96	240	14.5	3.0	.	6	.	1	1	
9	BURRIS, Miles	7	19	17	36	8.0	4.0	.	.	.	2	.	31	60	53	113	15.5	5.5	2	
52	YARBROUGH, Marc	7	22	12	34	3.0	1.0	.	1	.	.	.	40	68	44	112	6.0	1.0	.	2	.	.	.	
3	LEWIS, Darryn	7	18	10	28	1.0	.	2	1	.	.	.	27	46	21	67	1.0	.	2	4	.	.	.	
2	MCFADDEN, Leon	7	14	13	27	4.0	.	2	7	.	.	.	19	31	22	53	5.0	1.0	3	7	.	.	2	
20	BERHE, Nat	7	16	11	27	1.0	.	1	1	1	.	.	7	16	11	27	1.0	.	1	1	1	.	.	
31	KETCHUM, Logan	7	19	8	27	2.0	0.5	.	2	.	.	1	22	31	21	52	2.0	0.5	.	2	.	.	1	
54	BARKSDALE, Deme	7	15	7	22	2.5	1.0	.	2	1	.	.	18	23	10	33	3.5	1.0	.	2	.	.	.	
55	SPENCER, Neil	7	12	9	21	1.0	.	.	.	1	.	.	19	27	22	49	1.5	.	.	.	1	.	.	.
41	STEVENS, Khalid	7	14	6	20	3.5	.	.	1	.	.	.	9	14	6	20	3.5	.	.	1	.	.	.	
26	ANDREWS, Marcus	7	12	8	20	0.5	.	.	3	.	.	.	7	12	8	20	0.5	.	.	3	.	.	.	
15	PEREZ, Jose	7	13	7	20	2.0	.	.	8	.	.	.	29	40	23	63	3.0	.	2	13	.	.	.	
94	LONG, Jerome	7	11	9	20	4.5	1.0	30	37	43	80	8.0	3.5	
11	DAVIS, Brandon	7	13	6	19	2.0	1.0	.	2	.	.	.	29	41	16	57	4.0	2.0	.	7	.	.	1	
90	WILLIAMS, B.J.	7	10	6	16	1.0	1.0	42	86	81	167	20.0	8.5	.	1	3	.	.	
36	TENHAEFF, Nick	7	13	3	16	2.5	1.0	.	.	1	.	.	7	13	3	16	2.5	1.0	.	.	1	.	.	
44	ANDREWS, Rob	7	8	7	15	0.5	.	.	1	.	.	.	12	9	8	17	0.5	.	.	1	.	.	.	
99	LAWSON, Ernie	7	6	8	14	1.5	.	.	1	.	.	.	37	34	29	63	11.0	3.0	.	3	.	.	1	
47	TAUANUU, Jacob	7	9	4	13	2.5	.	.	2	.	.	.	19	26	10	36	7.5	2.0	.	4	.	.	1	
49	AUTELE, J.J.	7	5	6	11	2.5	0.5	23	14	12	26	3.5	0.5	
9A	PARKER, Larry	6	6	3	9	1.0	.	.	1	1	1	.	18	17	12	29	1.0	.	.	2	2	1	.	
2A	WADE, Josh	7	3	6	9	0.0	.	1	19	11	7	18	0.0	.	1	1	.	.	.	
39	SILUANO, Rene	7	3	3	6	0.0	7	3	3	6	0.0	
4	HORN, Romeo	3	4	.	4	0.0	22	12	3	15	0.0	.	1	
24	LOCKETT, Colin	5	3	1	4	0.0	5	3	1	4	0.0	
6	LEMON, Gabe	4	3	1	4	0.0	4	3	1	4	0.0	
58	BREWER, Aaron	7	2	2	4	0.0	31	6	3	9	0.0	
33	SHUMATE, Colin	6	3	.	3	0.0	6	3	.	3	0.0	
91	TRUJILLO, Frede	3	2	1	3	1.0	.	.	1	.	1	.	5	2	1	3	1.0	.	.	1	.	1	.	
37	HARRIS, Vaness	1	3	.	3	0.0	1	3	.	3	0.0	
59	THOMAS, Jordan	7	2	.	2	0.0	7	2	.	2	0.0	
56	FELY, Jake	3	1	1	2	1.5	1.0	3	1	1	2	1.5	1.0	
0B	GORDERT, Chris	1	1	.	1	0.0	1	1	.	1	0.0	
5	HEMMINGS, Dey J	2	1	.	1	0.0	37	51	11	62	4.0	.	1	.	1	1	.	
	TM TEAM	6	1	.	1	1.0	1	.												
84	DENSO, Dylan	7	1	.	1	0.0	7	1	.	1	0.0	
88	ESCOBAR, Gavin	7	1	.	1	0.0	7	1	.	1	0.0	
13	HILLMAN, Ronnie	7	1	.	1	0.0	7	1	.	1	0.0	
1	SAMPSON, DeMarc	7	1	.	1	0.0	42	6	1	7	0.0	
38	PEREZ, Abel	7	1	.	1	0.0	7	1	.	1	0.0	
	Total	7	319	188	507	50	12	6	36	5	5	1												
	Opponents	7	254	178	432	29	3	5	24	3	4	.												

2010 GAME-BY-GAME STARTERS

OFFENSIVE STARTERS - 17 PLAYERS

Position	Nicholls St.	NMSU	Mizzou	Utah State	BYU	Air Force	New Mexico	Wyoming	Colorado St.	TCU	Utah	UNLV
LT	Draheim	Draheim	Drahiem	Drahiem	Drahiem	Drahiem	Draheim					
LG	Johnson	Johnson	Johnson	Johnson	Johnson	Johnson	Johnson					
C	Iosefa	Iosefa	Iosefa	Iosefa	Iosefa	Iosefa	Iosefa					
RG	Embernate	Embernate	Embernate	Embernate	Embernate	Embernate	Embernate					
RT	Gunther	Gunther	Gunther	Gunther	Gunther	Gunther	Gunther					
TE	Umuolo	Escobar	Escobar	Escobar	Escobar	Escobar	Escobar					
WR/TE	V. Brown	V. Brown	V. Brown	V. Brown	Quigley	V. Brown	V. Brown					
WR	Sampson	Sampson	Sampson	Sampson	Sampson	Sampson	Sampson					
WR/TE/RB	Sandifer	Sandifer	D.J. Shields	D.J. Shields	D.J. Shields	Sullivan	Sandifer					
RB	D. Brown	D. Brown	Kazee	Hillman	Hillman	Hillman	Hillman					
QB	Lindley	Lindley	Lindley	Lindley	Lindley	Lindley	Lindley					

DEFENSIVE STARTERS - 16 PLAYERS

Position	Nicholls St.	NMSU	Mizzou	Utah State	BYU	Air Force	New Mexico	Wyoming	Colorado St.	TCU	Utah	UNLV
DE	Lawson	Lawson	Lawson	Lawson	Lawson	Lawson	Lawson					
DT	Long	Long	Long	Spencer	Spencer	Spencer	Long					
DE	B.J. Williams	B.J. Williams	B.J. Williams	B.J. Williams	B.J. Williams	Tauanuu	Tauanuu					
LB	Ketchum	Ketchum	Ketchum	Ketchum	Ketchum	Ketchum	Ketchum					
MLB	Yarbrough	Yarbrough	Yarbrough	Yarbrough	Yarbrough	Yarbrough	Yarbrough					
LB	Burris	Burris	Burris	Burris	Burris	Burris	Burris					
CB	McFadden	McFadden	McFadden	McFadden	McFadden	McFadden	McFadden					
WAR/LB	Lewis	Lewis	Lewis	Lewis	Lewis	Tenhaff	Lewis					
AZTEC	Preston	Preston	Preston	Preston	Preston	Stevens	Preston					
WAR	Davis	Davis	Davis	Davis	Davis	Berhe	Davis					
CB	Perez	Perez	Perez	Perez	Perez	Perez	Perez					

SPECIALISTS STARTERS

Position	Nicholls St.	NMSU	Mizzou	Utah State	BYU	Air Force	New Mexico	Wyoming	Colorado St.	TCU	Utah	UNLV
KO	A. Perez	A. Perez	A. Perez	A. Perez	A. Perez	A. Perez	A. Perez					
PK	A. Perez	A. Perez	A. Perez	A. Perez	A. Perez	A. Perez	A. Perez					
Holder	Deakin	Deakin	Deakin	Deakin	Deakin	Deakin	Deakin					
Punter	Stahovich	Stahovich	Stahovich	Stahovich	Stahovich	Stahovich	Stahovich					
LS	Brewer	Brewer	Brewer	Brewer	Brewer	Brewer	Brewer					
KO Return	D. Brown	D. Brown	D. Brown	D. Brown	D. Brown	D. Brown	D. Brown					
	B. Davis	B. Davis	B. Davis	B. Davis	B. Davis	B. Davis	B. Davis					
PR	Parker	Parker	Parker	Sandifer	Parker	Parker	Parker					

RESULT OF SAN DIEGO STATE TURNOVERS

Opponent	Qtr.	Turnover (Player)	Defender	Led To	Pts.
Nicholls State	1	Fumble (Hillman)	Garrett (FF), James (FR)	Missed FG	0
at No. 25 Missouri	4	Interception (Lindley)	Rutland (Int.)	Punt	0
Utah State	3	Interception (Lindley)	Byrd (Int.)	Punt	0
Utah State	3	Fumble (Sandifer)	Vought (FR)	Touchdown	7
at Brigham Young	1	Interception (Lindley)	Ogletree (Int.)	Touchdown	7
No. 23 Air Force	1	Interception (Lindley)	Rembert (Int.)	Missed FG	0
at New Mexico	1	Fumble (Parker)	Hooks (FF), Jacobsen (FR)	Field Goal	3
at New Mexico	2	Interception (Lindley)	Hooks (Int.)	Punt	0

RESULT OF OPPONENT TURNOVERS

Opponent	Qtr.	Turnover (Player)	Defender	Led To	Pts.
Nicholls State	1	Fumble (Klann)	Trujillo (FF), Barksdale (FR)	Touchdown	7
New Mexico State	4	Fumble (Coleman)	Berhe (FR)	Touchdown	7
at No. 25 Missouri	4	Fumble (Moore)	Burris (FF), (FR)	Interception	0
at No. 25 Missouri	4	Interception (Gabbert)	Lewis (Int.)	Field Goal	3
at No. 25 Missouri	4	Interception (Gabbert)	McFadden (Int.)	Punt	0
Utah State	4	Interception (Borel)	Berhe (Int.)	Field Goal	3
at Brigham Young	2	Interception (Heaps)	McFadden (Int.)	Missed FG	0
at Brigham Young	2	Fumble (Matthews)	Burris (FF), Parker (FR)	Punt	0
No. 23 Air Force	1	Interception (Jefferson)	Lewis (Int.)	TO-Interception	0
at New Mexico	3	Interception (Holbrook)	Wade (Int.)	Punt	0
at New Mexico	4	Fumble (Fussell)	McFadden (FR)	Field Goal	3

San Diego State's 8 turnovers resulted in 17 opponent points
Opponent's 11 turnover resulted in 23 San Diego State points

2010 MISCELLANEOUS STATISTICS

SAN DIEGO STATE SCORING DRIVES

Opponent	Qtr.	Score	Player	Play	Pl.	Yds.	TOP
Nicholls State	2	TD	Davon Brown	6-yard run	9	77	4:30
Nicholls State	2	TD	DeMarco Sampson	71-yard pass f/Lindley	1	71	0:09
Nicholls State	2	TD	DeMarco Sampson	18-yard pass f/Lindley	6	54	2:19
Nicholls State	3	TD	Davon Brown	21-yard run	6	68	2:16
Nicholls State	3	FG	Abel Perez	44-yard field goal	7	48	2:44
Nicholls State	4	FG	Abel Perez	27-yard field goal	10	48	4:38
Nicholls State	4	TD	Walter Kazee	46-yard run	2	47	0:51
Nicholls State	4	TD	Ronnie Hillman	6-yard run	5	21	2:37
New Mexico St.	1	FG	Abel Perez	25-yard field goal	5	57	1:09
New Mexico St.	2	FG	Abel Perez	32-yard field goal	9	30	3:43
New Mexico St.	2	TD	Gavin Escobar	14-yard pass f/Lindley	9	59	4:20
New Mexico St.	3	TD	Ronnie Hillman	44-yard run	4	59	1:27
New Mexico St.	3	TD	Ronnie Hillman	4-yard run	5	74	2:05
New Mexico St.	4	TD	Ronnie Hillman	2-yard run	6	81	2:47
New Mexico St.	4	TD	Ronnie Hillman	1-yard run	3	13	1:22
Missouri	1	TD	Walter Kazee	11-yard run	10	80	4:10
Missouri	2	TD	Ronnie Hillman	75-yard run	3	79	0:35
Missouri	4	TD	Ronnie Hillman	93-yard run	2	94	0:56
Missouri	4	FG	Abel Perez	25-yard field goal	6	37	2:51
Utah State	1	TD	Ronnie Hillman	1-yard run	10	58	4:58
Utah State	1	TD	Walter Kazee	5-yard run	4	59	1:21
Utah State	1	TD	Bryce Quigley	28-yard pass f/Lindley	7	70	2:38
Utah State	2	TD	Vincent Brown	65-yard pass f/Lindley	6	97	2:58
Utah State	3	TD	Vincent Brown	82-yard pass f/Lindley	2	80	1:01
Utah State	3	FG	Abel Perez	20-yard field goal	10	45	4:42
Utah State	4	FG	Abel Perez	37-yard field goal	8	26	4:54
Brigham Young	2	TD	Vincent Brown	36-yard pass f/Lindley	2	52	0:31
Brigham Young	3	TD	Gavin Escobar	1-yard pass f/Lindley	8	83	2:29
Brigham Young	4	TD	Brandon Sullivan	4-yard pass f/Lindley	6	59	2:31
Air Force	2	TD	Ronnie Hillman	65-yard run	3	77	1:08
Air Force	2	FG	Abel Perez	23-yard field goal	7	69	0:44
Air Force	3	TD	Gavin Escobar	8-yard pass f/Lindley	9	66	4:03
Air Force	4	FG	Abel Perez	27-yard field goal	12	60	5:36
Air Force	4	TD	Ronnie Hillman	44-yard run	1	44	0:08
New Mexico	1	TD	Ronnie Hillman	11-yard run	10	64	4:29
New Mexico	2	FG	Abel Perez	36-yard field goal	9	42	3:16
New Mexico	2	TD	DeMarco Sampson	40-yard pass f/Lindley	1	40	0:05
New Mexico	3	FG	Abel Perez	30-yard field goal	9	48	3:22
New Mexico	3	TD	DeMarco Sampson	32-yard pass f/Lindley	6	63	2:26
New Mexico	4	FG	Abel Perez	31-yard field goal	9	24	4:00

OPPONENT SCORING DRIVES

Game	Qtr.	Score	Player	Play	Pl.	Yds.	TOP
New Mexico St.	1	TD	Kenny Turner	18-yard run	4	40	2:12
New Mexico St.	3	TD	Marcus Allen	58-yard pass f/Christian	1	58	0:11
New Mexico St.	4	TD	Todd Lee	16-yard pass f/Christian	3	60	0:53
Missouri	1	TD	De'Vion Moore	17-yard run	9	80	3:16
Missouri	1	FG	Grant Ressel	34-yard field goal	7	20	2:08
Missouri	2	TD	Blaine Gabbert	11-yard run	8	78	2:01
Missouri	3	FG	Grant Ressel	38-yard field goal	12	75	4:56
Missouri	4	TD	T.J. Moe	68-yard pass f/Gabbert	2	88	0:31
Utah State	3	TD	Derrvin Speight	7-yard run	5	17	1:08
Brigham Young	1	TD	JJ DiLuigi	3-yard run	19	78	8:28
Brigham Young	1	TD	Bryan Kariya	2-yard run	5	24	2:40
Brigham Young	3	FG	Mitch Payne	29-yard field goal	8	38	4:13
Brigham Young	4	TD	Bryan Kariya	1-yard run	9	67	4:51
Air Force	2	FG	Erik Soderberg	25-yard field goal	11	62	4:47
Air Force	2	FG	Erik Soderberg	30-yard field goal	9	54	2:09
Air Force	3	TD	Asher Clark	20-yard run	10	73	4:25
Air Force	4	TD	Nathan Walker	4-yard run	16	80	6:51
Air Force	4	TD	Chaz Demerath	7-yard pass f/Jefferson	11	65	1:42
New Mexico	1	FG	Jamaes Aho	46-yard field goal	4	1	0:46
New Mexico	2	FG	James Aho	25-yard field goal	10	72	4:02
New Mexico	3	TD	Lucas Reed	25-yard pass f/Holbrook	9	80	3:23
New Mexico	4	TD	Lucas Reed	18-yard pass f/Gruner	11	81	2:33

SAN DIEGO STATE POSSESSIONS

Game	Poss.	TD	FG	MFG	Punt	TO	Clock	Downs	3&Out*	PPP
Nicholls State	12	6	2	1	1	1	1	0	1	3.92
New Mexico State	16	5	2	2	4	0	1	2	3	2.56
Missouri	17	3	1	0	10	1	1	1	6	1.41
Utah State	12	5	2	0	3	1	1	0	2	3.42
Brigham Young	11	3	0	1	6	1	0	0	6	1.91
Air Force	12	3	2	1	4	1	1	0	3	2.25
New Mexico	15	3	3	0	7	1	1	0	4	2.00
Totals	95	28	12	5	35	6	6	3	25	

OPPONENT POSSESSIONS

Game	Poss.	TD	FG	MFG	Punt	TO	Clock	Downs	3&Out*	PPP
Nicholls State	12	0	0	2	7	1	1	1	2	0.00
New Mexico State	15	3	0	1	9	1	0	1	7	1.40
Missouri	17	3	2	0	8	3	1	0	6	1.59
Utah State	13	1	0	0	8	1	1	2	4	0.54
Brigham Young	11	3	1	0	4	2	1	0	0	2.18
Air Force	11	3	2	1	3	1	0	1	2	2.27
New Mexico	15	2	2	0	9	2	0	0	8	1.33
Totals	94	15	7	4	48	11	4	5	29	

MISCELLANEOUS

Game	Coin Toss	KO/Receive	1st Off. Play	1st Off. Poss.	1st Def. Poss.	Game Time	Game Length	Jersey	Pants	Result
Nicholls State	NSU won, rec.	Kickoff	Incomplete pass	Punt	Punt	5:06 PT	2:58	Black	Black	W, 47-0
at New Mexico State	NMSU won, rec	Kickoff	Incomplete pass	Downs	Missed FG	6:07 MT	3:25	White	Black	W, 41-21
at No. 25 Missouri	SDSU won, def.	Kickoff	Brown f/Lindley	Touchdown	Touchdown	6:07 CT	3:20	White	Black	L, 24-27
Utah State	SDSU won, def.	Kickoff	Hillman rush	Touchdown	Punt	5:06 PT	2:58	Black	Black	W, 41-7
at Brigham Young	BYU won, def.	Receive	Hillman rush	Punt	Touchdown	4:06 MT	3:04	White	Black	L, 21-24
No. 23 Air Force	SDSU won, def.	Kickoff	Hillman rush	TO-Intercepted	TO-Intercepted	5:04 PT	3:41	Black	Black	W, 27-25
at New Mexico	SDSU won, def.	Kickoff	Hillman rush	Touchdown	Punt	8:06 MT	3:09	White	Black	W, 30-20

2010 MISCELLANEOUS STATISTICS

SAN DIEGO STATE BIG PLAYS (20+ YARDS)

Game	Player	Type	Down & Dis.	Yards
Missouri	Ronnie Hillman	Run	2-9	*93
Utah State	Vincent Brown f/Lindley	Pass	2-12	*82
Missouri	Ronnie Hillman	Run	3-6	*75
Nicholls State	DeMarco Sampson f/Lindley	Pass	1-10	*71
Air Force	Ronnie Hillman	Run	1-10	*65
Utah State	Vincent Brown f/Lindley	Pass	1-10	*65
Air Force	DeMarco Sampson f/Lindley	Pass	3-7	59
New Mexico St.	Brandon Sullivan f/Lindley	Pass	3-8	57
New Mexico St.	Vincent Brown f/Lindley	Pass	1-10	55
Nicholls State	Walter Kazee	Run	2-9	*46
Utah State	Gavin Escobar f/Lindley	Pass	1-10	45
Air Force	Ronnie Hillman	Run	1-10	*44
New Mexico St.	Davon Brown	Run	2-7	44
New Mexico St.	Ronnie Hillman	Run	1-10	*44
New Mexico	DeMarco Sampson f/Lindley	Pass	1-10	*40
New Mexico	DeMarco Sampson f/Lindley	Pass	1-10	*40
Brigham Young	Ronnie Hillman	Run	1-10	38
Air Force	DeMarco Sampson f/Lindley	Pass	3-19	36
Brigham Young	Vincent Brown f/Lindley	Pass	1-10	36
New Mexico St.	DeMarco Sampson f/Lindley	Pass	1-10	35
New Mexico	DeMarco Sampson f/Lindley	Pass	1-10	32
New Mexico	DeMarco Sampson f/Lindley	Pass	1-10	*32
Air Force	Vincent Brown f/Lindley	Pass	3-10	32
Missouri	Brandon Sullivan f/Lindley	Pass	1-10	31
Nicholls State	DeMarco Sampson f/Lindley	Pass	1-10	31
Air Force	Brandon Sullivan f/Lindley	Pass	1-10	29
Nicholls State	Dominique Sandifer f/Lindley	Pass	3-6	29
Utah State	Bryce Quigley f/Lindley	Pass	4-1	*28
Missouri	Walter Kazee f/Lindley	Pass	1-10	28
Nicholls State	Gavin Escobar f/Lindley	Pass	2-11	27
New Mexico	Vincent Brown f/Lindley	Pass	3-4	24
Air Force	Ronnie Hillman	Run	2-10	23
Air Force	Dominique Sandifer f/Lindley	Pass	1-10	22
New Mexico St.	Ronnie Hillman	Run	1-10	22
New Mexico	Vincent Brown f/Lindley	Pass	3-8	21
New Mexico	Vincent Brown f/Lindley	Pass	3-8	21
Brigham Young	Vincent Brown f/Lindley	Pass	1-10	21
Utah State	Brandon Sullivan f/Lindley	Pass	3-4	21
Utah State	DeMarco Sampson f/Lindley	Pass	2-10	21
Utah State	Vincent Brown f/Lindley	Pass	1-10	21
Missouri	DeMarco Sampson f/Lindley	Pass	1-10	21
Nicholls State	Davon Brown	Run	1-10	*21
Missouri	DeMarco Sampson f/Lindley	Pass	1-10	20
New Mexico St.	Vincent Brown f/Lindley	Pass	3-11	20
Nicholls State	DeMarco Sampson f/Lindley	Pass	1-10	20

OPPONENT BIG PLAYS (20+ YARDS)

Game	Player	Type	Down & Dis.	Yards
Missouri	T.J. Moe f/Gabbert	Pass	1-10	*68
New Mexico St.	Marcus Allen f/Christian	Pass	1-10	*58
Brigham Young	JJ Di Luigi	Run	3-2	46
Air Force	Kyle Halderman f/Jefferon	Pass	3-9	36
Brigham Young	JJ Di Luigi	Run	2-5	31
Missouri	Brandon Gerau f/Gabbert	Pass	2-10	28
New Mexico St.	Marcus Allen f/Christian	Pass	1-10	27
New Mexico	Reed f/Holbrook	Pass	2-15	26
Missouri	Michael Engnew f/Gabbert	Pass	1-10	26
Nicholls State	LaQuint Caston	Run	2-17	26
New Mexico	Reed f/Holbrook	Pass	2-G	*25
New Mexico	Williams f/Holbrook	Pass	2-8	25
Utah State	Dontel Watkins f/Borel	Pass	3-31	25
Air Force	Tim Jefferson	Run	1-10	24
New Mexico	Hernandez f/Holbrook	Pass	1-10	23
Brigham Young	Marcus Matthews f/Heaps	Pass	3-7	23
Utah State	Mikhail Morgan f/Borel	Pass	2-10	23
New Mexico St.	Preston f/Christian	Pass	2-12	22
New Mexico St.	Matt Christian	Run	1-10	22
New Mexico St.	Todd Lee	Run	1-10	22
Air Force	Jon Warzeka f/Jefferon	Pass	3-10	21
Missouri	Michael Engnew f/Gabbert	Pass	1-10	21
Air Force	Aher Clark	Run	1-10	*20
Air Force	Asher Clark	Run	1-10	20
Missouri	T.J. Moe f/Gabbert	Pass	2-10	20
Missouri	Jerrell Jackson f/Gabbert	Pass	1-10	20
New Mexico St.	Todd Lee f/Christian	Pass	3-11	20

SAN DIEGO STATE BIG PLAYS (20+ YARDS)

Name	Total	Rushing	Receiving	20-29	30-39	40-49	50-59	60-69	70-79	80-89	90-99
DeMarco Sampson	13	0	13	4	5	2	1	0	1	0	0
Vincent Brown	11	0	11	6	2	0	1	1	0	1	0
Ronnie Hillman	8	8	0	2	1	2	0	1	1	0	1
Brandon Sullivan	4	0	4	2	1	0	1	0	0	0	0
Davon Brown	2	2	0	1	0	1	0	0	0	0	0
Walter Kazee	2	1	1	1	0	1	0	0	0	0	0
Gavin Escobar	2	0	2	1	0	1	0	0	0	0	0
Dominique Sandifer	2	0	2	2	0	0	0	0	0	0	0
Bryce Quigley	1	0	1	1	0	0	0	0	0	0	0
TOTALS	45	11	34	20	9	7	3	2	2	1	1

LAST TIME IT HAPPENED

TEAM

San Diego State

Opponent

Scored, 60 or More Points	Nov. 3, 1990, vs. Utah (66)	
Scored, 50 or More Points	Sept. 22, 2007 vs. Portland State (52)	
Scored, 40 or More Points	Sept. 25, 2010, vs. Utah State (41)	
Total Offense, 600 Yards or More	Sept. 27, 2008, vs. Idaho (603)	Nov. 24, 2007, vs. TCU* (694)
Total Offense, 500 Yards or More	Sept. 25, 2010, vs. Utah State (504)	Nov. 7, 2009, at No. 6/6 TCU* (551)
Total Offense, 400 Yards or More	Oct. 16, 2010, vs. No. 23 Air Force* (452)	Oct. 16, 2010, vs. No. 23 Air Force* (487)
Total Offense, 85 or More Plays	Dec. 3, 2005, at Hawai'i (88)	Oct. 9, 2010, at BYU* (85)
Total Offense, 75 or More Plays	Oct. 23, 2010, at New Mexico* (78)	Oct. 9, 2010, at BYU* (85)
30 or More First Downs	Dec. 3, 2005, at Hawai'i (31)	Nov. 15, 2008, vs. No.8/7 Utah* (30)
25 or More First Downs	Oct. 24, 2009, at Colorado State (25)	Oct. 16, 2010, vs. No. 23 Air Force (29)
Rushing, 400 Yards or More	Nov. 14, 1991, vs. Pacific (430)	Oct. 11, 2008, vs. Air Force* (401)
Rushing, 300 Yards or More	Oct. 6, 2001, vs. Eastern Illinois (356)	Oct. 16, 2010, vs. No. 23 Air Force (312)
Rushing, 70 or More Attempts	Nov. 17, 1979, vs. Texas-El Paso (71)	
Rushing, 60 or More Attempts	Nov. 15, 1980, at Texas-El Paso (67)	Oct. 16, 2010, vs. No. 23 Air Force (62)
Rushing, 50 or More Attempts	Oct. 1, 2005, vs. Brigham Young (55)	Oct. 16, 2010, vs. No. 23 Air Force (62)
Rushing, 7 or More Touchdowns	Sept. 14, 1991, vs. Pacific (7)	
Rushing, 6 or More Touchdowns	Oct. 5, 1991, at Hawai'i (6)	
Rushing, 5 or More Touchdowns	Oct. 19, 1996, at New Mexico (5)	
Rushing, 4 or More Touchdowns	Sept. 11, 2010, at New Mexico State (4)	
Passing, 500 Yards or More	Dec. 7, 2002, at Hawai'i (507)	Nov. 16, 1996, at UNLV* (503)
Passing, 400 Yards or More	Oct. 24, 2009, at Colorado State* (459)	Sept. 22, 2007, vs. Portland State (445)
Passing, 300 Yards or More	Sept. 25, 2010, vs. Utah State (362)	Sept. 18, 2010, at No. 25 Missouri (351)
Passing, 50 or More Attempts	Nov. 22, 2008, vs. UNLV* (50)	Sept. 18, 2010, at No. 25 Missouri (51)
Passing, 40 or More Attempts	Sept. 18, 2010, at No. 25 Missouri (44)	Sept. 18, 2010, at No. 25 Missouri (51)
Passing, 30 or More Attempts	Oct. 23, 2010, at New Mexico* (37)	Oct. 23, 2010, at New Mexico* (36)
Passing, 30 or More Completions	Nov. 22, 2008, vs. UNLV* (35)	
Passing, 25 or More Completions	Nov. 28, 2009, at UNLV* (25)	Sept. 18, 2010, at No. 25 Missouri (28)
Passing, 20 or More Completions	Oct. 9, 2010, at BYU* (20)	Sept. 18, 2010, at No. 25 Missouri (28)
Passing, 6 or More Touchdowns	Oct. 24, 2009, at Colorado State* (6)	
Passing, 5 or More Touchdowns	Oct. 24, 2009, at Colorado State* (6)	
Shut Out	Sept. 4, 2010, vs. Nicholls State (W, 47-0)	Nov. 18, 2006, at TCU* (L, 0-52)
Shut Out Through 3 Quarters	Sept. 4, 2010, vs. Nicholls State (W, 47-0)	Nov. 21, 2009, at No. 23/23 Utah* (L, 7-38)
Shut Out Through Halftime	Sept. 25, 2010, vs. Utah State (W, 41-7)	Nov. 21, 2009, at No. 23/23 Utah* (L, 7-38)
Shut Out Through 1 Quarter	Oct. 16, 2010, vs. No. 23 Air Force (W, 27-25)	Oct. 16, 2010, vs. No. 23 Air Force (W, 27-25)
Recorded a Safety	Oct. 31, 2009, vs. New Mexico (W, 23-20)	Aug. 30, 2008, vs. Cal Poly (L, 27-29)
Allowed No Offensive Touchdowns	Sept. 4, 2010, vs. Nicholls State (W, 47-0)	Sept. 13, 2008, at San Jose State (L, 10-35)
Allowed 200 Yards or Less Total Offense	Sept. 4, 2010, vs. Nicholls State (171)	Oct. 11, 2008, vs. Air Force* (165)
Allowed 100 Yards or Less Total Offense	Sept. 19, 1970, at North Texas State (59)	Oct. 4, 2008, at TCU*(85)
Allowed 50 Yards or Less Rushing	Nov. 22, 2008, vs. UNLV* (33)	
Allowed 100 Yards or Less Rushing	Sept. 4, 2010, vs. Nicholls State (88)	Oct. 9, 2010, at BYU* (53)
Allowed 100 Yards or Less Passing	Sept. 4, 2010, vs. Nicholls State (83)	Oct. 4, 2008, at TCU* (98)
Allowed 10 First Downs or Fewer	Sept. 9, 2003, at No. 2/2 Ohio State (10)	Oct. 4, 2008, at TCU* (4)
Did Not Commit a Turnover	Sept. 11, 2010, at New Mexico State (0)	
Recorded 6 or More Turnovers	Sept. 13, 2003, at Texas-El Paso (6)	
Recorded 5 or More Turnovers	Sept. 13, 2003, at Texas-El Paso (6)	
Intercepted 5 or More Passes	Nov. 17, 2001, vs. Wyoming (6)	
Intercepted 4 or More Passes	Aug. 31, 2006, vs. Texas-El Paso (4)	
Intercepted 3 or More Passes	Sept. 12, 2009, vs. Southern Utah (3)	
Recovered 4 Fumbles	Sept. 27, 2003, at UCLA (4)	
Recovered 3 Fumbles	Dec. 3, 2005, at Hawai'i (3)	
Scored a Defensive Touchdown	Nov. 28, 2009, at UNLV	
Recorded 10 or More Tackles For Loss	Sept. 4, 2010, vs. Nicholls State (12.0)	
Recorded 5 or More Sacks	Oct. 16, 2004, vs. Colorado State (6)	
No Penalties	Nov. 3, 1973, at San Jose State (0)	
Time of Possession, 35 plus minutes	Oct. 24, 2009, at Colorado State (35:18)	Oct. 16, 2010, vs. No. 23 Air Force* (35:18)

INDIVIDUAL

Rushing, 300 Yards or More	300, by Marshall Faulk vs. Hawai'i, W - 52-28, Nov. 14, 1992
Rushing, 200 Yards or More	228, by Ronnie Hillman at No. 25 Missouri, L - 24-27, Sept. 18, 2010
Rushing, 150 Yards or More	181, by Ronnie Hillman vs. No. 23 Air Force, W - 27-25, Oct. 16, 2010
Rushing, 100 Yards or More	181, by Ronnie Hillman vs. No. 23 Air Force, W - 27-25, Oct. 16, 2010
Rushing, 40 Times or More	40, by Lynell Hamilton vs. Wyoming, W - 25-20, Oct. 25, 2003
Rushing, 35 Times or More	40, by Lynell Hamilton vs. Wyoming, W - 25-20, Oct. 25, 2003
Rushing, 30 Times or More	30, by Lynell Hamilton vs. Brigham Young, W - 31-10, Oct. 1, 2005
Rushing, 25 Times Or More	25, by Atiyah Henderson vs. Colorado State, L - 34-38, Oct. 25, 2008
Rushing, 4 Touchdowns or More	4, Ronnie Hillman at New Mexico State, W - 41-21, Sept. 11, 2010
Rushing, 3 Touchdowns or More	4, Ronnie Hillman at New Mexico State, W - 41-21, Sept. 11, 2010

LAST TIME IT HAPPENED

Rushing, 2 Touchdowns or More2, by Ronnie Hillman vs. No. 23 Air Force, W - 27-25, Oct. 16, 2010
 Had a run of 80 yards or more93, by Ronnie Hillman at No. 25 Missouri, L - 24-27, Sept. 18, 2010
 Had a run of 70 yards or more93, by Ronnie Hillman at No. 25 Missouri, L - 24-27, Sept. 18, 2010
 Had a run of 60 yards or more65, by Ronnie Hillman vs. No. 23 Air Force, W - 27-25, Oct. 16, 2010
 Had a run of 50 yards or more65, by Ronnie Hillman vs. No. 23 Air Force, W - 27-25, Oct. 16, 2010

Passing, 500 Yards or More506, Adam Hall at Idaho, L, 38-48, Sept. 21, 2002
 Passing, 400 Yards or More459, Ryan Lindley at Colorado State, W - 42-28, Oct. 24, 2009
 Passing, 300 Yards or More362, Ryan Lindley vs. Utah State, W - 41-7, Sept. 25, 2010
 Attempted 50 or more passes50, Ryan Lindley vs. UNLV, W - 42-21, Nov. 22, 2008
 Attempted 40 or more passes42, Ryan Lindley at New Mexico State, W - 41-21, Sept. 11, 2010
 Attempted 30 or more passes37, Ryan Lindley at New Mexico, W - 30-20, Oct. 23, 2010
 Completed 40 or more passes40, Todd Santos vs. Stanford, L 40-44, Oct. 17, 1987
 Completed 35 or more passes35, Ryan Lindley vs. UNLV, W - 42-21, Nov. 22, 2008
 Completed 30 or more passes35, Ryan Lindley vs. UNLV, W - 42-21, Nov. 22, 2008
 Threw six touchdown passes6, Ryan Lindley at Colorado State, W - 42-28, Oct. 24, 2009
 Threw five touchdown passes6, Ryan Lindley at Colorado State, W - 42-28, Oct. 24, 2009
 Threw four touchdown passes6, Ryan Lindley at Colorado State, W - 42-28, Oct. 24, 2009
 Threw three touchdown passes3, Ryan Lindley at Brigham Young, L - 21-24, Oct. 9, 2010
 Completed a pass of 80 yards or more82, Vincent Brown from Ryan Lindley vs. Utah State, W - 41-7, Sept. 25, 2010
 Completed a pass of 70 yards or more82, Vincent Brown from Ryan Lindley vs. Utah State, W - 41-7, Sept. 25, 2010
 Completed a pass of 60 yards or more82, Vincent Brown from Ryan Lindley vs. Utah State, W - 41-7, Sept. 25, 2010
 Completed a pass of 50 yards or more59, DeMarco Sampson from Ryan Lindley vs.No. 23 Air Force, W - 27-25, Oct. 16, 2010

RECEIVING

Caught 15 or more passes15, DeMarco Sampson at Colorado State, W - 42-28, Oct. 24, 2009
 Caught 10 or more passes15, DeMarco Sampson at Colorado State, W - 42-28, Oct. 24, 2009
 Had 200 or more yards receiving257, DeMarco Sampson at Colorado State, W - 42-28, Oct. 24, 2009
 Had 150 or more yards receiving177, Vincent Brown vs. Utah State, W - 41-7, Sept. 25, 2010
 Had 100 or more yards receiving127, DeMarco Sampson at New Mexico, W - 30-20, Oct. 23, 2010
 Had two 100-yard receivers183, Vincent Brown and 109, Mekell Wesley vs. Idaho, W - 45-17, Sept. 27, 2008
 Caught three or more TDs3, DeMarco Sampson at Colorado State, W - 42-28, Oct. 24, 2009
 Caught two or more TDs2, DeMarco Sampson, W - 30-20, Oct. 23, 2010

TOTAL OFFENSE

Had 500 or more yards total offense506, Adam Hall, at Idaho, Sept. 21, 2002
 Had 400 or more yards total offense450, Ryan Lindley at Colorado State, W - 42-28, Oct. 24, 2009
 Had 100 yards both passing and rushing229 (passing), 101 (rushing), Kevin O'Connell at Brigham Young, L, 16-49, Nov. 6, 2004

SCORING

Accounted for four or more TDs4, Ronnie Hillman at New Mexico State, W - 41-21, Sept. 11, 2010
 Accounted for three or more TDs3, Ryan Lindley at Brigham Young, L - 21-24, Oct. 9, 2010

RETURNS

Returned a fumble for a touchdown1, Dey Juan Hemmings vs. New Mexico State, W - 34-17, Oct. 3, 2009
 Returned an interception for a touchdown1, Luke Laolagi at UNLV, L - 24-28, Nov. 28, 2009
 Returned a kickoff for a touchdown93, Davion Mauldin vs. Colorado State, L - 34-38, Oct. 25, 2008
 Returned a punt for a touchdown87, Kyle Conerly vs. UNLV, W - 31-21, Oct. 26, 2002
 Returned a two-point conversionLeon McFadden vs. Southern Utah, W - 35-19, Sept. 12, 2009
 Returned a blocked punt for a touchdownFreddy Keiaho vs. New Mexico, L - 24-47, Oct. 22, 2005
 Returned a blocked field goal for a touchdownHas not happened since start of 2003 season

DEFENSE

Intercepted two or more passes2, Donny Baker vs. UTEP, L - 27-34, Aug. 31, 2006
 Recovered three or more fumblesNever
 Recovered two or more fumbles2, Kirk Morrison at New Mexico, Nov. 9, 2002
 Recorded 15 or more tackles21, Corey Boudreaux and 18, Andrew Preston, vs. Air Force, L - 10-35, Oct. 11, 2008
 Recorded 10 or more tackles10, Andrew Preston vs. No. 23 Air Force, W - 27-25, Oct. 16, 2010
 Recorded two quarterback sacks in a game2, Miles Burris at Brigham Young, L - 21-24, Oct. 9, 2010
 Recorded three or more quarterback sacks in a game3, Heath Farwell vs. Nevada, W - 27-10, Sept. 25, 2004

SPECIAL TEAMS

Scored 15 or more points kicking16, Tommy Kirovski at Hawaii, L - 40-41, Dec. 7, 2002
 Scored 10 or more points kicking12, Abel Perez at New Mexico, W - 30-20, Oct. 23, 2010
 Kicked five or more field goalsNever
 Kicked four or more field goals4, J.C. Mejia vs. Wyoming, W - 25-20, Oct. 25, 2003
 Kicked two field goals of 50 or more yards51 and 50, Chris O'Brien vs. New Mexico, Nov. 17, 1984
 Kicked a 50-yard field goal50, Garrett Palmer at Arizona State, L - 13-34, Sept. 15, 2007
 Kicked a punt 70 or more yards75, Michael Hughes vs. Wyoming, W - 27-24, Nov. 3, 2007
 Kicked a punt 60 or more yards61, Brian Stahovich at New Mexico, W - 30-20, Oct. 23, 2010
 Punted nine or more times10, Brian Stahovich at No. 25 Missouri, L - 24-27, Sept. 18, 2010
 Totaled 100 or more kick return yards122, Brandon Davis at New Mexico, W - 30-20, Oct. 23, 2010
 Totaled 100 or more punt return yards107, Kyle Conerly vs. UNLV, W, 31-21, Oct. 26, 2002
 Blocked a puntFreddy Dunkle vs. Colorado State, W - 17-6, Dec. 2, 2006
 Blocked a field goalLogan Ketchum vs. Nicholls State, W 47-0, Sept. 4, 2010
 Blocked a PATLeon McFadden vs. Southern Utah, W - 35-19, Sept. 12, 2009