

BACK-TO-BACK MOUNTAIN WEST CHAMPIONS ♦ 7 STRAIGHT BOWL GAMES



DONNEL PUMPHREY
MW Offensive
Player of the Year



DAMONTAE KAZEE
MW Defensive
Player of the Year



RASHAAD PENNY
MW Special Teams
Player of the Year

SAN DIEGO STATE

2016 LAS VEGAS BOWL GUIDE

SATURDAY, DECEMBER 17 | 12:30 P.M. PT | SAM BOYD STADIUM



QUICK FACTS

SAN DIEGO STATE QUICK FACTS

Location: San Diego, Calif.
Founded: 1897
Nickname: Aztecs
Colors: Scarlet and Black
Conference: Mountain West
Enrollment: 33,726
Stadium: Qualcomm Stadium (Natural Grass/54,000)
President: Dr. Elliot Hirshman
Director of Athletics: John David Wicker
Senior Associate AD/Communications & Media Relations: Mike May
Office Phone: 619.594.5547, **Cell Phone:** 619.957.8372
Website: www.GoAztecs.com
Assistant Athletic Director - Media Relations: Jamie McConeghy
Office Phone: 619.594.5547, **Cell Phone:** 607.435.5577

FOOTBALL INFORMATION

Offensive Formation: Pro-Style
Defensive Formation: 3-3-5
Overall Record: 10-3
Conference Record (Standing): 6-2/1st

COACHING STAFF

Name (Alma Mater, Year)	Title
Rocky Long (New Mexico '74)	Head Coach/Defensive Coordinator
Jeff Horton (Nevada '81)	Associate Head Coach/Offensive Coordinator/Running Backs
Bobby Hauck (Montana '87)	Associate Head Coach/Special Teams Coordinator
Zach Arnett (New Mexico '09)	Linebackers
Hunkie Cooper (UNLV '91)	Wide Receivers
Danny Gonzales (New Mexico '98)	Safeties
Ernie Lawson (San Diego State '10)	Defensive Line
Blake Morgan (Air Force '99)	Quarterbacks
Mike Schmidt (San Diego State '09)	Offensive Line
Tony White (UCLA '02)	Cornerbacks/Recruiting Coordinator

HOUSTON QUICK FACTS

Location: Houston, Texas
Founded: 1927
Nickname: Cougars
Colors: Scarlet and White
Conference: American Athletic
Enrollment: 43,770
Stadium: TDECU Stadium (40,000)
President: Dr. Renu Khator
Vice President for Athletics: Hunter Yurachek
Associate Athletic Director/Football Contact: David Bassity
Office Phone: 713.743.9409, **Cell Phone:** 405.274.1455
Website: www.uhcougars.com
Associate Director/No. 2 Football Contact: Allison McClain
Office Phone: 713.743.9404, **Cell Phone:** 936.635.129

FOOTBALL INFORMATION

Offensive Formation: Spread
Defensive Formation: 3-4
Overall Record: 9-3

COACHING STAFF

Name (Alma Mater, Year)	Title
Major Applewhite (Texas '01)	Head Coach
Todd Orlando (Wisconsin '94)	Defensive Coordinator/Linebackers
Craig Naivar (Hardin-Simmons '94)	Associate Head Coach/Co-Defensive Coordinator/Safeties
Kenith Pope (Oklahoma '76)	Running Backs
Dan Carrel (West Liberty, '11)	Defensive Graduate Assistant
James Casey (Rice, '08)	Offensive Football Analyst
Thomas Dunson (LSU, '03)	Defensive Football Analyst
Kenny Guiton (Ohio State, '13)	Offensive Graduate Assistant
C.J. Irvin (Illinois State, '15)	Offensive Graduate Assistant
Roosevelt Maggitt (Iowa State, '12)	Defensive Graduate Assistant
Kyle Robinson (Alabama, '05)	Special Teams Football Analyst

SCHEDULE & RESULTS

Date	Opponent (Pre-bowl record)	W/L	Score	Att.	TV
S.3	New Hampshire (8-4)	W	31-0	46,486	None
S.10	California (5-7)	W	45-40	42,473	CBSSN
S.17	at Northern Illinois (5-7)	W	42-28	14,513	CBSSN
O.1	at South Alabama (6-6)	L	24-48	14,741	ESPNews
O.8	UNLV* (4-8)	W	26-7	33,296	ESPNU
O.14	at Fresno State* (1-11)	W	17-3	24,731	CSBSSN
O.21	San José State* (4-8)	W	42-3	25,613	ESPN2
O.28	at Utah State* (3-9)	W	40-13	17,332	CBSSN
N.5	Hawaii* (6-7)	W	55-0	41,644	CBSSN
N.12	at Nevada* (5-7)	W	46-16	16,730	CBSSN
N.19	at Wyoming* (8-5)	L	33-34	19,112	CBSSN
N.26	Colorado State* (7-5)	L	31-63	34,223	CBSSN
D.5	at Wyoming (8-5)	W	27-24	20,959	ESPN

SCHEDULE & RESULTS

Date	Opponent (Pre-bowl record)	W/L	Score	Att.	TV
S.3	vs. No. 3 Oklahoma (10-2)	W	33-23	71,016	ABC
S.10	Lamar (3-8)	W	42-0	39,402	ASN
S.17	at Cincinnati* (4-8)	W	40-16	40,015	ESPN
S.24	at Texas State (2-10)	W	64-3	33,133	ESPNU
S.29	UConn* (3-9)	W	42-14	40,873	ESPN
O.8	at Navy* (9-3)	L	40-46	34,531	CBSSN
O.15	Tulsa* (9-3)	W	38-31	38,221	ESPN2
O.22	at SMU* (5-7)	L	16-38	25,079	ESPN2
O.29	UCF* (12-1)	W	31-24	35,846	ESPNU
N.12	Tulane* (6-6)	W	30-18	36,552	CBSSN
N.17	No. 3 Louisville* (8-4)	W	36-10	42,822	ESPN
N.25	at Memphis* (5-7)	L	44-48	36,527	ABC

STATISTICAL LEADERS

Rushing	Att.	Yds.	Avg.	TD	Avg./G	Long
Donnel Pumphrey	330	2,018	6.1	16	155.2	79

Passing	Comp.	Att.	Int.	Pct.	Yds.	TD	Eff.
Christian Chapman	143	237	6	60.3	1,866	19	143.5

Receiving	Rec.	Yds.	Avg.	TD	Avg./G	Long
Mikah Holder	26	569	21.9	5	47.4	86
Donnel Pumphrey	26	205	7.9	0	15.8	27

Tackles	UT	AT	TT	TFL	Sack	INT	PBU	FF	FR
Calvin Munson	53	55	108	10.0	3.5	0	3	0	0

STATISTICAL LEADERS

Rushing	Att.	Yds.	Avg.	TD	Avg./G	Long
Greg Ward Jr.	175	518	3.0	9	47.1	33

Passing	Comp.	Att.	Int.	Pct.	Yds.	TD	Eff.
Greg Ward Jr.	294	435	9	67.6	3,328	22	144.4

Receiving	Rec.	Yds.	Avg.	TD	Avg./G	Long
Linell Bonner	93	1,076	11.6	3	97.8	55

Tackles	UT	AT	TT	TFL	Sack	INT	PBU	FF	FR
Steven Taylor	39	33	72	11.0	8.5	1	2	2	1

SAN DIEGO STATE FOOTBALL

Seven Straight Bowl Game Appearances • 21 Conference Championships • 2016, 2015, 2012 Mountain West Champions
 Contacts: Mike May, senior assoc. AD (mmay@mail.sdsu.edu); Jamie McConeghy, asst. AD/media relations (jmcconeg@mail.sdsu.edu); Jen Heisel, asst. media relations director (jheisel@mail.sdsu.edu)

GAME INFORMATION

Television: ABC; **Live Stream:** WatchESPN

Talent: Brent Musburger (play-by-play), Jesse Palmer (analysis), Kaylee Hartung (sidelines), Scott Matthews (producer)

Aztec Radio Network: The Mighty 1090 AM / 105.7 MAX FM / (pregame show starts at 11:30 a.m. PT)

Talent: Ted Leitner (play-by-play); Kirk Morrison (analyst), Chris Ello (sidelines), Jordan Carruth (pre, half and postgame)

National Radio: Sports USA Media

Talent: Eli Gold (play-by-play); Gary Barnett (analyst)

Live Stats: GoAztecs.com

Social: @GoAztecs (public)

@AztecsPR (Twitter account media only)

@GoAztecsStats (public) - in-game notes



SERIES INFORMATION

SDSU vs. Houston: Houston leads 2-0 / Houston won 2

Series at neutral site: 1st meeting

SCHEDULE / RESULTS (10-3, 6-2 MW)

Date	Opponent (TV/Online)	Time / Result
S.3	New Hampshire	W 31-0
S.10	California (CBSSN)	W 45-40
S.17	at Northern Illinois (CBSSN)	W 42-28
S.24	bye week	
O.1	at South Alabama (ESPNNews)	L 24-42
O.8	UNLV* (ESPNNU)	W 26-7
O.14	at Fresno State* (CBSSN)	W 17-3
O.21	San José State* (ESPN2)	W 42-3
O.28	at Utah State* (CBSSN)	W 40-13
N.5	Hawai'i* (CBSSN)	W 55-0
N.12	at Nevada (CBSSN)	W 46-16
N.19	at Wyoming* (CBSSN)	L 33-34
N.26	Colorado State* (CBSSN)	L 31-63
D.3	at Wyoming~ (ESPN)	W 27-24

D.17 vs. Houston (Las Vegas Bowl) (ABC) 12:30 p.m. PT

* - Mountain West game. ~ - Mountain West Championship game.

TABLE OF CONTENTS	Page No.
Media Opportunities / Weekly Schedule	2
Schedule / Results	3
General Notes	3-14
Mountain West / Opponent Standings	15
#Pumphrey4Heisman	16-17
SDSU Athletic Department Notes	18
SDSU Football Program Notes	19
Head Coach Rocky Long	20
Coaching Staff	21
Roster	22-23
Depth Chart	24
Recaps	25-37
Player Profiles	38-83
Statistics	84-96
Last Time it Happened	97-99
Bowl History	100-103

GAME 14

[rv/rv] **HOUSTON COUGARS** (9-3; 5-3 AAC) VS. [rv/rv] **SAN DIEGO STATE AZTECS** (10-3; 6-2 MW)
 SAT., DEC. 17 :: 12:30 p.m. PT :: SAM BOYD STADIUM (36,800) :: LAS VEGAS, NEVADA :: **LAS VEGAS BOWL**

HOUSTON



UHCUGARS.COM

FBS Rk.	Statistics	FBS Rk.
38.0	21 Points/Game	31
22.6	27 Points Allowed/Game	19
157.3	87 Rushing Yds./Game	7
97.9	3 Rushing Yds. Allowed/Game	11
301.9	15 Passing Yds./Game	119
227.1	66 Passing Yds. Allowed/Game	40
459.2	34 Total Offense/Game	63
325.0	14 Total Defense/Game	12

SAN DIEGO STATE



GOAZTECS.COM

SDSU has rushed for a school-record 3,553 yards this season, breaking the record of 3,266 set in 14 games last season.

COACHING MATCHUP

	HOUSTON	SAN DIEGO STATE
Head Coach	Major Applewhite (Texas, 2001)	▶ Rocky Long (New Mexico, 1974)
Record At School	0-0	53-26 / 6th season
Overall Record	0-0	118-95 / 17th season

▶ - 3-time Mountain West Coach of the Year and MW's all-time winningest coach.

NEWS AND NOTES (through games of Dec. 10)

- San Diego State, one of 21 teams nationally to play in a bowl game each of the last seven seasons (2010-16) and one of just two from the Group of 5 (also Boise State), meets Houston in the Las Vegas Bowl at Sam Boyd Stadium on Dec. 17.
- The Aztecs claimed their second straight Mountain West title, third in five seasons and the 21st crown in program history on Dec. 3 with a 27-24 victory at Wyoming. The victory snapped the Cowboys' seven-game home win streak.
- SDSU has won at least 10 games for a second consecutive season (first time since 1976-77), the sixth time in the Division I era and the ninth time in school history. Prior to last season, San Diego State went 37 seasons without recording a 10-win campaign.
- The Aztecs are looking to tie the school record for victories (11), which they have accomplished three times - 1966 (under Don Coryell as a member of the California Collegiate Athletic Association), 1969 (under Coryell as a member of the Pacific Coast Athletic Association in SDSU's first year of Division I) and 2015 (under Rocky Long as a member of the Mountain West).
- Since the beginning of the 2015 campaign, San Diego State has won 21 games. That is the tied for the sixth-highest win total nationally during that span, trailing only Alabama (27), Clemson (26), Ohio State (23), Houston (22) and Western Kentucky (22). Other schools that have won 21 games during that span include Oklahoma, Stanford and Western Michigan.
- Among the 128 FBS schools, head coach **Rocky Long** is one of only 11 active coaches to lead their team to a bowl game in each of his first six seasons as a head coach. Of those 11 coaches, only six (including Long) are active streaks. Among G5 schools, only Troy Calhoun of Air Force led his team to a bowl game his first six seasons (his streak was broken in 2013 and is not active).
- To date, the Aztecs have had two student-athletes earn first-team All-America honors this season - **Donnel Pumphrey** (*Sports Illustrated*, Walter Camp) and **Nico Siragusa** (*USA Today*). This is the second time in the school's Division I era (since 1969) that SDSU has had multiple first-team All-Americans in the same season (also 1971). Prior to this year, the last time a SDSU player received first-team accolades was linebacker Kirk Morrison in 2003. The last player on the offensive side of the ball to earn that recognition was center Mike Malano in 1999.
- A senior from Las Vegas, **Pumphrey** continues to rank among the national (FBS) leaders this season. He is currently second in rushing yards (2,018), rushing yards per game (155.2), all purpose yards (2,229) and ninth in rushing touchdowns (16).
- A senior from Las Vegas, **Pumphrey**, is the active FBS career leader in rushing yards (6,290), all-purpose yards (7,374), rushing touchdowns (61), total touchdowns scored (66) and 100-yard rushing games (33). He is the only player in NCAA history with at least 5,000 rushing yards and 1,000 receiving yards.
- Pumphrey** continues to climb the official NCAA career rushing chart. His 6,290 yards rushing currently places him second on that chart. He needs 108 yards to surpass Ron Dayne's (Wisconsin) career total of 6,397.

MOST CAREER RUSHING YARDS / FBS HISTORY

Below is a list of the NCAA all-time rushing yardage leaders (through Dec. 10).

Player, School	Yards
Ron Dayne, Wisconsin	6,397
Donnel Pumphrey, SDSU	6,290
Ricky Williams, Texas	6,279
Tony Dorsett, Pittsburgh	6,082
DeAngelo Williams, Memphis	6,026

In two career games at Sam Boyd Stadium, Pumphrey has carried 27 times for 226 yards and three TDs (8.4 ypc).

HIGHEST FBS WIN PCT. SINCE OCT. 10, 2015

Below is a list of the best records in the nation since Oct. 10, 2015 (through Dec. 10).

School	W-L	Pct.
Alabama	23-0	1.000
Clemson	22-2	.917
Western Michigan	20-2	.909
Ohio State	18-2	.900
San Diego State	19-3	.864

During the last 22 games, San Diego State has outscored its opponents, 796-387 (36.2-17.6).

PASSES INTERCEPTED / FBS

Below is a list of the teams with the most interceptions in 2016 along with their turnover margin and national rank (through Dec. 10).

School	Int.	TOM (Rk.)
San Diego State	22	+0.77 (12)
Wisconsin	21	+0.85 (8)
Appalachian State	20	+0.67 (14)
Brigham Young	19	+1.00 (5)
Ohio State	19	+1.33 (3)
Washington	19	+1.62 (1)

SDSU has returned 4 INTs for TDs this season.

SAN DIEGO STATE MEDIA AVAILABILITY: LAS VEGAS BOWL

12 MON	13 TUE	14 WED	15 THU	16 FRI	17 SAT	18 SUN
<p>Closed Practice</p> <p>5 p.m. (approximate) - Post-practice availability with Coach Long.</p> <p>Game Notes Available</p>	<p>Closed Practice</p> <p>SDSU Travels to Las Vegas</p> <p>4 p.m. (approximate) - Team Arrival - at Hard Rock Hotel.</p> <p>Broadcast Flip Card</p> <p>GoAztecs Video Package and Highlight</p>	<p>FINAL MEDIA DAY FOR ASSISTANT COACHES</p> <p>Practice</p> <p>10:30 a.m. - Media Allowed to Attend and Shoot End of Practice.</p> <p>10:45 a.m. (approximate) - Post-practice availability for Coach Long, assistants and student-athletes. This is the only time to get interviews with SDSU assistant coaches.</p> <p>4 p.m. - Media Availability - Gold Diggers inside Golden Nugget Hotel. Scheduled to attend for SDSU: Rocky Long, Malik Smith and Nico Siragusa.</p> <p>GoAztecs Video Package and Highlight</p>	<p>Closed Practice</p> <p>No media availability.</p> <p>10 a.m. - Goodie Two Shoes Foundation Charity Event - at CP Squires Elementary School. Scheduled to appear are Turner Bernard, Na'im McGee, Tyler Morris, Randy Ricks, Julian Rochelin, Joe Salcedo, Marcus Stamps, Will Stricklin and Kahale Warring.</p> <p>5 p.m. - SDSU Rides High Roller - at The LINQ</p> <p>GoAztecs Video Package and Highlight</p>	<p>FINAL MEDIA DAY</p> <p>Closed Practice</p> <p>11 a.m. - Kickoff Media Conference - at Hard Rock Hotel. SDSU and Houston News Conferences. Scheduled to attend for SDSU: Rocky Long, Donnel Pumphrey and Calvin Munson.</p> <p>Noon - Kickoff Luncheon - at Hard Rock Hotel. Ticket Required.</p> <p>6 p.m. - Freemont Street Pep Rally - at Freemont Street Experience (1st Street). Bands, cheer and dance appearance. Scheduled to speak Doug Deakin and Juwan Washington.</p> <p>GoAztecs Video Package and Highlight</p>	<p>San Diego State vs. Houston, 12:30 p.m. PT - ABC (national), Mighty 1090</p> <p>Postgame News Conference - San Diego State locker room is closed. Coach Long and selected players will be available outside the locker room after a brief cooling off period.</p> <p>Live: Stats Game Stats Postgame Notes Postgame Quotes News Conference Archive Highlights</p>	<p>No media availability.</p>

Items in red are sent out to the media distribution list and/or are available on that day at GoAztecs.com.

SDSU MEDIA RELATIONS

Phone: (619) 594-5547

Fax: (619) 582-6541

Overnight Address:

Aztec Athletics Center, Suite 3014
5302 55th Street
San Diego, CA 92182-4309

Website: GoAztecs.com

Public Twitter: GoAztecs

Twitter (Media): twitter.com/AztecsPR

Mike May* | Senior Assoc. AD/Comm. & Media Relations

Office: (619) 594-5547 Cell: (619) 957-8372

E-Mail: mmay@mail.sdsu.edu

Jamie McConeghy* | Assistant AD - Media Relations

Office: (619) 594-4348 Cell: (607) 435-5577

E-Mail: jmcconeg@mail.sdsu.edu

Darin Wong | Assistant AD - Media Relations

Office: (619) 594-5548

E-Mail: dwong@mail.sdsu.edu

Jen Heisel^ | Assistant Media Relations Director

Office: (619) 594-5549

E-Mail: jheisel@mail.sdsu.edu

Dave Kuhn | Assistant Media Relations Director

Office: (619) 594-5242

E-Mail: dkuhn@mail.sdsu.edu

Jim Solien | Assistant Media Relations Director

Office: (619) 594-2576 Cell: (619) 341-9082

E-Mail: jsolien@mail.sdsu.edu

Lauren Weaver | Media Relations Coordinator

Office: (619) 594-5547

E-Mail: lweaver@sdsu.edu

Jason Bott | Coordinator of Multimedia Productions

Office: (619) 594-2428

E-Mail: jbott@mail.sdsu.edu

* primary football contacts; ^ secondary contact

PRACTICE

All practices are closed to both the public and the media with the lone exception being the first 20 minutes of Monday and Tuesday's workouts (media only). Members of the media planning to attend Monday or Tuesday's practice will need to call the media relations office to be placed on a list to gain access to the practice fields.

Post-practice interview requests should be submitted to the San Diego State media relations office no later than noon PT on the day of the potential interview. Other interview requests must be made at least 24 hours in advance.

SDSU TELECONFERENCE

The Mountain West is not hosting a weekly coaches teleconference this season.

ROCKY LONG RADIO SHOW

Once again this season, the weekly Rocky Long Radio Show will air live from 7-8 p.m. PT on The Mighty 1090.

AZTEC FOOTBALL WITH ROCKY LONG

San Diego State football head coach Rocky Long and FOX Sports San Diego have announced a coaches show for the second straight season. *Aztec Football with Rocky Long* will air each Thursday following live programming on FOX Sports San Diego.

The weekly show will give unprecedented access to the SDSU program and Long, the Mountain West's all-time leader in victories and two-time MW Coach of the Year. *Aztec Football with Rocky Long*, which will be hosted by Mike Pomeranz, will consist of player and coach features, behind the scenes footage, X's and O's with Long, a preview of the upcoming game, a recap of the last game and much more.

VIDEO FOOTAGE OF ROAD GAMES

Video highlights and interview footage will once again be available to the media for all of San Diego State's road games. For more information contact coordinator of multimedia productions Jason Bott at (619) 594-2428 or via e-mail at jbott@mail.sdsu.edu.

COLLEGEPRESSBOX.COM

CollegePressBox.com is the official media website for Mountain West football. Access and download weekly game notes, quotes, statistics, media guide headshots, logos and more for the conference and each of its 12 member schools throughout the season. Login information will be distributed by the conference office to accredited media or you can apply for a password by sending an email to password@collegepressbox.com.

- **Damontae Kazee** has a school-record 17 career interceptions, including seven this season. Kazee is tied for first among all active FBS players with his 17 picks and the Aztecs are 12-1 when he records an interception over his career (note he has one three-interception game and two two-interception games). He is the two-time Mountain West Defensive Player of the Year, claiming the crown in both 2015 and 2016 (Kirk Morrison is the only other SDSU player to win that honor).
- Junior running back and kick returner **Rashaad Penny** has five career kickoff returns for touchdowns. That is a school record, ranks in a tie for second among all active FBS players and is two short of the NCAA record. In addition to his 24 career touchdowns (15 rushing, five kickoff returns, four receiving), he has 1,385 career rushing yards (995 of which has come this season). He is averaging 7.9 yards per carry in 2016, the sixth-highest total in FBS for any running back with at least 750 rushing yards.
- **Rashaad Penny** needs five yards to make San Diego State the first team in NCAA FBS history with a 2,000-yard rusher (**Donnel Pumphrey**) and a 1,000-yard rusher (Penny).
- The bowl game will mark the Aztecs' first over-the-air national television appearance for the football program since playing at Notre Dame on Sept. 6, 2008. The program's last appearance on ABC was a reverse mirror (ABC/ESPN2) telecast at Ohio State on Sept. 7, 2013.

#WON21

San Diego State claimed its 21st football conference championship on Dec. 3 in Laramie, Wyo., against Wyoming. The 21 conference titles are the third most for any sport at San Diego State, trailing only men's basketball (27) and baseball (26), both sports which award two championships a year (regular season and tournament).

Notes on football conference championships:

- Since the beginning of 2012 (last five seasons), only six teams among the 10 FBS conferences in the nation have won at least three conference championships - Alabama (SEC), Arkansas State (Sun Belt), Florida State (ACC), Oklahoma (Big 12), San Diego State (Mountain West) and Stanford (Pac-12).
- The Aztecs claimed consecutive conference titles for the first time since winning the Pacific Coast Athletic Association crown three straight years from 1972-74.
- SDSU is the first Mountain West school to win consecutive titles in the Division era and the first to win outright conference titles since TCU did it in 2009, 2010 and 2011.
- San Diego State has three Mountain West football titles in the last five seasons. Prior to the start of this run, the Aztecs went 14 seasons between football crowns.
- Rocky Long became just the fourth coach in Mountain West history to record consecutive outright conference championships. He joined TCU's Gary Patterson (2009-11), Brigham Young's Bronco Mendenhall (2006-07) and Utah's Urban Meyer (2003-04).
- Rocky Long is one of just three Aztec head coaches to win at least three conference titles, joining C.E. Peterson and Don Coryell.
- Rocky Long already has won more conference championship titles at SDSU (3) than the previous six head coaches combined (Brady Hoke (0), Chuck Long (0), Tom Craft (0), Ted Tollner (1) and Al Luginbill (0), Denny Stolz (1)).
- San Diego State's three conference championships this decade are the most in any one decade since claiming four championships in the 1970s.
- Since 2012, The Aztecs have won more Mountain West football championships (3), than any other school (Boise State and Fresno State have won two).

San Diego State Football Conference Championships (21)

Season	League	Coach
1922	SCJCC ■●	C.E. Peterson
1923	SCJCC ■●	C.E. Peterson
1924	SCJCC ■●	C.E. Peterson
1936	SCIAC ■●	Leo Calland
1937	SCIAC ■	Leo Calland
1950	CCAA ■	Don Coryell
1951	CCAA ■●	Don Coryell
1962	CCAA ■●	Don Coryell
1963	CCAA ■	Don Coryell
1966	CCAA ■●	Don Coryell
1967	CCAA ■●	Don Coryell
1969	PCAA ■●	Don Coryell
1970	PCAA ■	Don Coryell
1972	PCAA ■●	Don Coryell
1973	PCAA ■	Claude Gilbert
1974	PCAA ■●	Claude Gilbert
1986	Western Athletic ■	Denny Stolz
1998	Western Athletic ■	Ted Tollner
2012	Mountain West ■●	Rocky Long
2015	Mountain West ■●	Rocky Long
2016	Mountain West ■	Rocky Long

■ - outright championship. ● - undefeated, untied conference record.

BEST RECORD SINCE 10-03-15 / FBS

Below is a list of the best records in the FBS since Oct. 3, 2015 (through Dec. 10, 2016).














Rk.	Team	W-L	Pct.
1.	Alabama	24-0	1.000
2.	Clemson	23-2	.920
3.	Western Michigan	20-2	.909
4.	Ohio State	19-2	.905
5.	San Diego State	20-3	.870
6.	Houston	19-4	.826
	Western Kentucky	19-4	.826
8.	Appalachian State	18-4	.818
	Oklahoma	18-4	.818
	Stanford	18-4	.818

BEST FBS RECORD SINCE 2010

Below is a list of the highest winning percentages in the nation for FBS schools since the beginning of the 2010 season. (note: minimum 75 games played as an FBS school through games of Dec. 10).

Rk.	Team	Pct.	Rk.	Team	Pct.
1.	Alabama	.895	14.	TCU	.727
2.	Ohio State	.859	15.	Baylor	.700
3.	Florida State	.819		Louisville	.700
4.	Boise State	.813	17.	Toledo	.693
5.	Stanford	.806	18.	Georgia	.685
6.	Oklahoma	.791	19.	Houston	.678
7.	Clemson	.787	20.	San Diego State	.674
8.	Oregon	.785		Nebraska	.674
9.	LSU	.764	23.	USC	.670
10.	Wisconsin	.745	22.	Texas A&M	.667
11.	Oklahoma State	.744	24.	Auburn	.659
12.	Michigan State	.731	25.	Three tied at	.656
13.	Northern Illinois	.729			

SCHEDULE / RESULTS

Date	Opponent	Site	TV	Time/Result	Series	Note
Sept. 3	 New Hampshire Wildcats	San Diego, Calif. Qualcomm Stadium		W, 31-0	SDSU, 1-0	Aztecs hold UNH to 141 yards and 0-for-14 on 3rd downs; Chapman: CH 283 passing yds.
Sept. 10	 California Golden Bears	San Diego, Calif. Qualcomm Stadium	CBSN	W, 45-40	tied, 4-4	Pumphrey: 29 carries, CH 281 yds., 3 TDs; passes Faulk as SDSU career leading rusher
Sept. 17	 at Northern Illinois Huskies	DeKalb, Ill. Huskie Stadium	CBSN	W, 42-28	SDSU, 5-0	SDSU races to 28-0 lead and scores 6 TDs Pumphrey: 23 carries, 220 yds., 3 TDs
Oct. 1	 at South Alabama Jaguars	Mobile, Ala. Ladd-Peebles Stadium	ESPNews	L, 24-42	USA, 2-0	San Diego State, led 24-21, entering 4th qtr. Aztecs have three starters injured in game
Oct. 8	 UNLV Rebels	San Diego, Calif. Qualcomm Stadium	ESPNU	W, 26-7	SDSU, 17-9	SDSU limits UNLV to 9 passing yards (2-for-13) Total yards: SDSU 460, UNLV 122
Oct. 14	 at Fresno State Bulldogs	Fresno, Calif. Bulldog Stadium	CBSN	W, 17-3	SDSU, 29-23-4	Pumphrey: CH 38 carries, 220 yds., 2 TDs Aztecs first win in Fresno since 1997
Oct. 21	 San José State Spartans	San Diego, Calif. Qualcomm Stadium	ESPN2	W, 42-7	tied, 19-19-2	Aztecs have held SJSU to 17 pts. in last 3 gms.; Pumphrey 135 yards, 2 TDs; Penny 105 yds
Oct. 28	 at Utah State Aggies	Logan, Utah Maverik Stadium	CBSN	W, 40-13	SDSU, 12-1	SDSU has won last 10 games vs. USU; Rushed for 400 yds; Scored 40 strt. points
Nov. 5	 Hawai'i Rainbow Warriors	San Diego, Calif. Qualcomm Stadium	CBSN	W, 55-0	SDSU, 20-9-2	SDSU 14-2 in last 16 meetings vs. UH; Largest shutout victory in SDSU DI era
Nov. 12	 at Nevada Wolf Pack	Reno, Nev. Mackay Stadium	CBSN	W, 46-16	SDSU, 6-3	SDSU rushes for a school-record 474 yards; Penny 10 carries, 208 yds., 2 TD
Nov. 19	 at Wyoming Cowboys	Laramie, Wyo. War Memorial Stadium	CBSN	L, 33-34	Wyo., 19-17	SDSU caps 99-yard drive to pull within extra point of tying game on final play of regulation
Nov. 26	 Colorado State Rams	San Diego, Calif. Qualcomm Stadium	CBSN	L, 31-63	SDSU, 20-14	SDSU has 10-game win streak at Qualcomm snapped; Total offense: CSU 507, SDSU 377
Dec. 3	 at Wyoming Cowboys	Laramie, Wyo. War Memorial Stadium	ESPN	W, 27-24	Wyo., 19-18	Aztecs claim second straight title and 21st in program history; SDSU rushing 327 yds.

CALIFORNIA FBS RECORDS SINCE '10

Below is a look at the best records in the state of California since the beginning of the 2010 campaign. *BG - indicates number of bowl games the team has participated in since 2010. AP Rk. - indicates current team ranking in the Associated Press poll.*

Rk.	Team	W	L	Pct.	BG	AP Rk.
1.	Stanford	75	18	.806	7	10
2.	San Diego State	62	30	.674	7	--
3.	USC	61	30	.670	5	17
4.	UCLA	51	40	.560	5	--
5.	Fresno State	42	48	.467	4	--
6.	San José State	36	51	.414	2	--
7.	California	34	52	.395	2	--

UNANIMOUS

San Diego State and Houston were the only schools in the country to receive every first-place vote in its official conference preseason poll. Below is a list of every team that received at least 50 percent of the possible first-place votes in its preseason poll (*note: Conference USA did not release individual voting details like total points or first-place votes.*)

Rk.	Team	Conference-Div.	FPV/Total	Pct.
1.	San Diego State	Mountain West-West	29/29	100.0
	Houston	American-West	30/30	100.0
3.	Boise State	Mountain West-Mtn.	27/29	93.1
4.	Oklahoma	Big 12	24/26	92.3
5.	Iowa	Big Ten-West	33/40	82.5
6.	Clemson	ACC-Atlantic	148/191	77.5
7.	Alabama	SEC-West	246/331	74.3
8.	Western Michigan	MAC-West	19/26	73.1
9.	Stanford	Pac 12-North	24/33	72.7
10.	Tennessee	SEC-East	225/331	68.0
11.	Ohio State	Big Ten-East	31/46	67.4
12.	North Carolina	ACC-Coastal	121/191	63.4
13.	UCLA	Pac 12-South	19/33	57.6
14.	USF	American-East	15/30	50.0

TOP SCORING DEFENSES SINCE 2014

Best scoring defenses since the beginning of the 2014 season.

Rk.	School	Pts. Allowed Per Game
1.	Alabama	15.2
2.	Wisconsin	16.8
3.	Michigan	17.1
4.	Ohio State	17.4
5.	Temple	18.3
6.	San Diego State	19.0
7.	Clemson	19.0
8.	Florida	19.1
9.	LSU	19.4
10.	Stanford	19.8

TOP TOTAL DEFENSES SINCE 2014

Best total defenses since the beginning of the 2014 season.

Rk.	School	Total Yds. Allowed Per Game
1.	Michigan	281.5
2.	Alabama	284.9
3.	Wisconsin	288.7
4.	Clemson	296.7
5.	Boston College	296.9
6.	San Diego State	312.7
7.	Florida	312.7
8.	Ohio State	314.3
9.	Penn State	318.4
10.	Louisville	319.6

- In addition, SDSU owns the league's best conference record since the conference moved to division play in 2013 (complete standings on the next page).
- San Diego State is the first road team to win the conference championship game in league history. Home teams were 3-0 in the event prior to SDSU's victory at Wyoming.
- Below is a look at recent Mountain West championships.

:: MW LEAGUE CHAMPIONS, SINCE 2012

Season	Champion
2012	San Diego State, Boise State, Fresno State (<i>one division</i>)
2013	Fresno State def. Utah State, 24-17
2014	Boise State def. Fresno State, 28-14
2015	*San Diego State def. Air Force, 27-24
2016	San Diego State def. Wyoming, 27-24

* - indicates team went undefeated in conference play.

:: MW LEAGUE STANDINGS SINCE 2013

Start of division play era; includes league title games

Pl.	School	W	L	Pct.	GB
1.	San Diego State	27	7	.794	-
2.	Boise State	25	8	.758	1.5
3.	Colorado State	21	11	.656	5.0
4.	Utah State	19	14	.576	7.5
5.	Air Force	16	17	.485	10.5
6.	Fresno State	15	19	.441	12.0
7.	Nevada	14	18	.438	12.0
	New Mexico	14	18	.438	12.0
	San José State	14	18	.438	12.0
10.	Wyoming	13	20	.394	13.5
11.	UNLV	11	21	.344	15.0
12.	Hawai'i	7	25	.219	19.0

WE SHALL NOT FORGET

The bowl game will mark the final game for 18 San Diego State senior student-athletes. This group has led the Aztecs to their most successful era in the school's Division I history, continuing a stretch of seven consecutive bowl appearances (counts this season) and three conference championship in the last five seasons (2012, 2015 and 2016).

Since the beginning of the 2012 campaign (last five seasons), SDSU ranks 21st in win percentage with a 45-21 record (68.2 percent) and in the last two seasons (since the beginning of 2015) San Diego State ranks 13th in win percentage with a 21-6 record (77.8 percent).

Below is a quick look at the 18 individuals that are ending their collegiate playing career this season.

- **Curtis Anderson (WR)** - Two-year receiver who saw action in 20 games and made five starts; five career receptions; great blocker
- **Alex Barrett (DE)** - CAPTAIN, 49 career games, 37 starts (27 straight); 1st-team all-MW (2015); 165 tackles, 38 TFL, 18 sacks
- **Tanner Blain (P)** - Two-time member of Ray Guy Watch List, MW special teams player of the week; 19 50+ punts, 48 downed I20
- **Daniel Brunskill (RT)** - Moved from TE to RT; Wuerffel Trophy Watch List member (community service based honor); 31 career starts
- **Arthur Flores (C)** - On Rimington Trophy Watch List (nation's top center); Started 27 straight games at the position
- **Eric Judge (WR)** - 68 career catches for 1,167 yards and 6 touchdowns; Played in 52 games (including 36 straight)
- **Damontae Kazee (CB)** - CAPTAIN, 1st among all active FBS players w/school record 17 ints.; 2x MW Defensive Player of the Year
- **Kyle Kelley (DE)** - 27 career games and 15 consecutive starts; 20 QBH in the last two seasons; 63 tackles, 15.5 TFL, 12.5 sacks
- **Ryan Krum (OG)** - Played in first four career games this year; UAB & Grossmont College transfer; Played prep ball at Valhalla HS
- **Kendrick Mathis (WR)** - Moved to WR this year (8 GP) after playing safety first three years (11 tackles, 1 PBU in 24 GP)
- **Na'im McGee (AZT)** - 31 gms., made 29 starts; Led team in tackles seven times; Suffered season-ending foot injury against UNLV
- **Kwayde Miller (OT)** - Started 27 consecutive games (played in 30 career games); Currently playing with a broken hand
- **Calvin Munson (LB)** - CAPTAIN, 2x first-team all-MW, 2014 HM all-MW; active team leader w/293 career tackles; 6 int., 4 FF
- **Donnel Pumphrey (RB)** - CAPTAIN, only player in FBS history w/5K rushing yards and 1K receiving yards; 2nd all-time in rush yds.
- **Nico Siragusa (OG)** - CAPTAIN, 53 games played, 40 consecutive starts; 1st-team all-MW (2015, 2016); Outland Trophy Watch List
- **Malik Smith (WAR)** - 53 games played, 40 consecutive starts; 2nd-team all-MW (2016) and HM(2015); 9 int., 23 PBU, 206 tackles
- **Sam Tai (DL)** - Played in all 13 games this year; Missed 2015 with a knee injury; Played three games at UCLA from 2011-14
- **Austin Wyatt-Thayer (LB)** - Played in 24 games with 2 starts; 38 tackles, 3.5 sacks

SPECIAL SEASON

As previously noted, this has been a memorable season for the San Diego State Football program. In addition to spending three weeks in the Associated Press Top 25 Poll (SDSU peaked at No. 19 in the rankings), marking the school's first appearance in the rankings since 1995, San Diego State still has an opportunity to tie the school record for most wins.

Below is a look at other records, both already broken and those that could be broken, by this year's squad.

:: SAN DIEGO STATE TEAM RECORDS

Category	Current Record (Year)	2016 Total	Needed to Break
Rushing Yards	3,266 (2015)	3,553	BROKEN
Rushing Touchdowns	32 (1964, 2015)	32	TIED
Kickoff Returns for TDs	3 (2015)	3	TIED
Most Yards Per Carry	5.7 (1952)	5.9	ON PACE TO BREAK
Most Rushing Yards Per Game	269.4 (1952)	273.3	ON PACE TO BREAK
Victories	11 (1966, 1969, 2015)	10	1 win (to tie)
Total Offense	5,937 (2010)	5,448	490 yards
Touchdowns	61 (1969)	58	4 touchdowns
Points	464 (1969)	459	6 points
Field Goals	20 (2014)	19	2 field goals

DOUBLE-DIGIT VICTORIES

San Diego State can tie a school record with an 11th victory of the season Dec. 17 against Cincinnati in the Las Vegas Bowl. As it is, the Aztecs have already secured another season with double-digit victories.

- With 10 victories, San Diego State has back-to-back 10-win seasons for the first time while being a member of a conference in its Division I history (since 1969).
- The Aztecs have at least 10 wins in consecutive seasons for the first time since 1976-77 while they were an independent.

- SDSU has back-to-back 10-win campaigns as a member of a conference for the first time since 1966-67 while a member of the California Collegiate Athletic Association (CCAA).
- San Diego State has 10 wins in each of its last two seasons after not recording one its previous 37 years (since 1977).
- The Aztecs' 21 wins over the past two years is the program's most in their Division I era (since 1969) and most since winning 21 from 1966-67.
- San Diego State has never had a two-year period in which it has won at least 22 games.
- Following the league championship games, only nine teams in the country have won at least 10 games in both the 2015 and 2016 seasons (seven teams still have an opportunity to do so). You can find details on the difficulty of that task in the box to the right.

10+ WINS x 2

Last season, San Diego State was one of 29 FBS teams won 10 or more games. To demonstrate how difficult that is to accomplish in consecutive seasons, below is a look at how those 29 teams have done in their attempt to repeat that accomplishment.

Of the 29 teams that won 10+ games last season,

Teams That Have Won 10+ Games	9
Teams That Still Can Reach 10+ Wins	7
Teams That Have Been Eliminated From 10 Wins	13

Teams that have won 10+ games in 2015 and 2016 (9): Alabama, Clemson, Ohio State, Oklahoma, Michigan, San Diego State, Temple, Western Kentucky, Wisconsin.


Teams that won 10+ games in 2015 and have a chance for a 10th win in 2016 (7): Appalachian State, Florida State, Houston, Navy, Oklahoma State, Stanford, Toledo.

SDSU MOST WINS / SEASON

Pl.	Season	Coach / Conference	Wins
1.	2015	Rocky Long / Mountain West	11
	1969	Don Coryell / PCAA	11
	1966	Don Coryell / CCAA	11
4.	2016	Rocky Long / Mountain West	10
	1977	Claude Gilbert / Independent	10
	1976	Claude Gilbert / Independent	10
	1972	Don Coryell / PCAA	10
	1967	Don Coryell / CCAA	10
	1951	Bill Schutte / CCAA	10

SERIES NOTES

- San Diego State and Houston will meet for just the third time on the football field in the 2016 Las Vegas Bowl. The Cougars swept a home-and-home series, winning in the Astrodome, 49-14, on Oct. 14, 1972 and claiming a 14-9 win on Oct. 6, 1973 at San Diego Stadium (now Qualcomm Stadium).
- This will mark Rocky Long's first game as a head coach against Houston. It marks the 54th difference opponent he has faced as a head coach. He won both matchups against first-time foe this season, defeating New Hampshire, 31-0, in the season opener and winning at Northern Illinois, 42-28.
- The Aztecs are 4-5 against current member of the American Athletic Conference, however, this will mark just the second time SDSU will have faced a team that was in the American Athletic Conference at the time of the game. Last season, SDSU capped an 11-win campaign with a 42-7 victory over Cincinnati in the Hawai'i Bowl.
- **SERIES TIDBITS:** San Diego State has not had a lead over Houston in either of the previous meetings (the 1972 game was tied at seven in the first quarter)... San Diego State's seven turnovers in the 1973 meeting are tied for the sixth-most turnovers in the Division I era (all-time record is 11 at Missouri, Sept. 8, 1979)... Houston's Reggie Cherry had an 84-yard carry in the 1973 game, at the time it was the longest run in Cougar program history... Houston rushed for 442 yards in that contest, at the time it was the most ever allowed on the ground by the Aztecs (currently ranks sixth)... There were a total of 12 turnovers in the 1973 contest (seven by San Diego State and five by Houston).



SAN DIEGO STATE VS. HOUSTON - DIVISION I ERA MEETINGS

Date	Site	Result	SD		UH		Total			Passing		Rushing		Te.	Att.			
			Rk	Rk	FD	FD	Yds	Yds	TOs	TOs	Yds	Yds	Yds			Yds		
0.14.72	A - Astrodome	Dome L	14	49	-	-	21	25	304	601	5	1	113	354	191	247	dome	29,891
0.6.73	H - San Diego	L	9	14	-	13	20	18	317	502	7	5	265	60	52	442	NA	37,489

LAST MEETING

NO. 13 HOUSTON 14, SAN DIEGO STATE 9

Oct. 6, 1973 - San Diego Stadium

SAN DIEGO - In a game that featured 819 yards of total offense - including 442 rushing yards by Houston and 265 yards passing by San Diego State, the 14th-ranked Cougars recorded a 14-9 victory over the Aztecs.

Both offenses moved the ball throughout the game, but combined for 12 turnovers to keep the scoring down. Following an Aztec interception, Houston drove 85 yards two third downs and converted a fourth-and-goal at the one-yard line when Leonard Parker scored the first of his two touchdowns. The result was a 7-0 lead for the Cougars midway through the second quarter.

The score remained the same until the third quarter. Once again the Cougars put together a lengthy drive, this time going 93 yards in five plays. Reggie Cherry's 84-yard run, the longest in program history at the time, set up Parker's second one-yard score of the game and Houston led, 14-0.

The Aztecs got on the board early in the fourth quarter when Tim Thorn scored from one-yard out. The two-point conversion attempt failed and Houston's lead was 14-6.

Following a fumble recovery in Houston territory, SDSU's Ricardo kicked a 30-yard field goal to cut the deficit to 14-9.

San Diego State had one more offensive possession, but on second and five at its own 40, the Aztecs suffered their fifth interception of the game. Houston picked up a pair of first downs on the ensuing drive to run out the clock.

ACTIVE CAREER RUSHING LEADERS / FBS

The following NCAA career rushing list comes from page 34 of the 2016 NCAA Record Book. Before 2002, postseason games were not included in NCAA final football statistics or records. Beginning with the 2002 season, all postseason games were included in NCAA final football statistics and records.

This is the fourth week the NCAA chart is referenced here as prior to that time, Pumphrey fell outside the NCAA leaders and instead the Sports Reference list was utilized.

Rk.	Player	School	Yards	To Pass
1.	Ron Dayne	Wisconsin	6,397	108
2.	Donnel Pumphrey	San Diego State	6,290	
3.	Ricky Williams	Texas	6,279	
4.	Tony Dorsett	Pittsburgh	6,082	
5.	DeAngelo Williams	Memphis	6,026	
6.	Charles White	USC	5,598	
7.	Travis Prentice	Miami (Ohio)	5,596	
8.	Cedric Benson	Texas	5,540	
9.	Damion Fletcher	Southern Miss.	5,302	
10.	LaDainian Tomlinson	TCU	5,263	
11.	Herschel Walker	Georgia	5,259	
12.	Archie Griffin	Ohio State	5,177	
13.	Avon Cobourne	West Virginia	5,164	
	Garrett Wolfe	Northern Illinois	5,164	
15.	Montee Ball	Wisconsin	5,140	
16.	LaMichael James	Oregon	5,082	
17.	Mike Hart	Michigan	5,040	
18.	Darren Lewis	Texas A&M	5,012	
19.	Darren Sproles	Kansas State	4,979	
20.	DonTrell Moore	New Mexico	4,973	

CAREER RUSHING TD / FBS

Rk.	Player	School	TD	To Pass
1.	Keenan Reynolds	Navy	88	28
2.	Montee Ball	Wisconsin	77	17
3.	Travis Prentice	Miami (Ohio)	73	13
4.	Kenneth Dixon	Louisiana Tech	72	12
	Ricky Williams	Texas	72	12
6.	Cedric Benson	Texas	64	4
	Anthony Thompson	Indiana	64	4
8.	Ron Dayne	Wisconsin	63	3
9.	Donnel Pumphrey	San Diego State	61	
10.	Eric Crouch	Nebraska	59	
	Colin Kaepernick	Nevada	59	

CAREER OVERALL TD / FBS

Rk.	Player	School	TD	To Pass
1.	Keenan Reynolds	Navy	88	23
2.	Kenneth Dixon	Louisiana Tech	87	22
3.	Montee Ball	Wisconsin	83	18
4.	Travis Prentice	Miami (Ohio)	78	13
5.	Ricky Williams	Texas	75	10
6.	Taurean Henderson	Texas Tech	69	4
7.	Brock Forsey	Boise State	68	3
8.	Cedric Benson	Texas	67	2
9.	Donnel Pumphrey	San Diego State	66	
10.	DeMarco Murray	Oklahoma	65	1
	Anthony Thompson	Indiana	65	1

RUSHING YARDS / FBS

Rk.	Player, Team	G	Yards
1.	D'Onta Foreman, Texas	11	2,028
2.	Donnel Pumphrey, SDSU	13	2,018
3.	Aaron Jones, UTEP	12	1,773
4.	Brian Hill, Wyoming	13	1,767
5.	Jeremy McNichols, Boise State	12	1,663

AVERAGE RUSHING YARDS / FBS

Rk.	Player, Team	G	YPG
1.	D'Onta Foreman, Texas	11	184.36
2.	Donnel Pumphrey, SDSU	13	155.23
3.	Aaron Jones, UTEP	12	147.75
4.	Christian McCaffrey, Stanford	11	147.73
5.	Jeremy McNichols, Boise State	12	138.58

ALL-PURPOSE YARDS / FBS

Rk.	Player, Team	G	Yards
1.	Christian McCaffrey, Stanford	11	2,327
2.	Donnel Pumphrey, SDSU	13	2,229
3.	Carlos Henderson, Louisiana Tech	12	2,207
4.	Jeremy McNichols, Boise State	12	2,185
5.	Joe Mixon, Oklahoma	11	2,151

ALL-PURPOSE YPG / FBS

Rk.	Player, Team	G	YPG
1.	Christian McCaffrey, Stanford	11	211.55
2.	Joe Mixon, Oklahoma	11	195.55
3.	D'Onta Foreman, Texas	11	191.18
4.	Carlos Henderson, Louisiana Tech	12	183.92
5.	Jeremy McNichols, Boise State	12	182.08
7.	Donnel Pumphrey, San Diego State	13	171.46

MOST TURNOVERS FORCED SINCE 2015

Below is a list of the most turnovers forced in the FBS since the beginning of the 2015 campaign.

Rk.	Team	TO Forced	W-L
1.	Utah	62	18-7
2.	Washington	60	18-7
3.	San Diego State	59	21-6
4.	West Virginia	56	18-7
5.	Arkansas State	53	16-9
	Houston	53	22-4
7.	Oklahoma State	52	19-6
8.	Alabama	51	27-1
	Brigham Young	51	17-8
10.	Louisville	50	17-8
	Memphis	50	17-8

SDSU FUTURE NON-LEAGUE SCHEDULES

2017		2020	
Sept. 2	UC Davis	Sept. 5	Sacramento State
Sept. 9	at Arizona State	Sept. 19	UCLA
Sept. 16	Stanford		
Sept. 30	Northern Ill.	2021	
		Sept. 4	New Mexico St.
2018		Sept. 11	Arizona
Sept. 1	at Stanford	Sept. 18	Utah
Sept. 8	Sacramento St.		
Sept. 15	Arizona State	2022	
Sept. 22	Eastern Mich.	Sept. 3	Arizona
		Sept. 18	at Utah
2019		2027	
Aug. 31	Weber State	Sept. 18	at Arizona State
Sept. 19	at UCLA		
Sept. 28	at Eastern Mich.	2028	
		Sept. 16	vs. Arizona State

SAN DIEGO STATE-HOUSTON CONNECTIONS

- SDSU assistant athletic director for strength and conditioning Adam Hall was an offensive graduate assistant at Texas in 2010, a position held by Herman during the 1999 and 2000 seasons. While a graduate assistant in 2010 and recruiting coordinator for the Longhorns in 2011, Hall served on the coaching staff with Houston offensive coordinator and quarterbacks coach Major Applewhite, who was the running backs coach in 2010 and co-offensive coordinator in 2011, and Houston defensive line coach Oscar Giles, who coached the defensive ends at Texas from 2005-13.
- Houston associate head coach and co-defensive coordinator Craig Naiver served as a graduate assistant at New Mexico from 1996-97 while San Diego State safeties coach Danny Gonzales was a punter and safety for the Lobos. Together, the pair won the Western Athletic Conference Mountain Division Championship in 1997, Gonzales' junior season, and competed in the Insight.com Bowl.
- San Diego State quarterback Ryan Agnew played with Houston wide receiver Derek McLemore and kicker Ty Cummings in 2012 as a sophomore at Carroll High School in Southlake, Texas.
- Aztec defensive back Kelvin Walcott and Cougar outside linebacker Ralph Harvey, Jr., both graduated in 2012 from Washington Prep in Los Angeles after playing two seasons of football together.
- SDSU punter Tanner Blain was a teammate of Ralph Harvey, Jr.'s at El Camino College in Torrance, Calif., for the 2014 season.
- San Diego State defensive lineman Sergio Phillips attended DeSoto (Texas) High School with Houston cornerback Howard Wilson, playing together on DeSoto's football team for two seasons.
- Former Houston head coach Tom Herman is a native of Simi Valley, Calif., and played collegiately at Cal Lutheran, as did San Diego State graduate assistants for offense Jake Laudenslayer and Zach Shultis.

PLAYER CONNECTIONS

San Diego State	Hometown/High School	Houston
QB Ryan Agnew	Southlake, Texas/Carroll HS	WR Derek McLemore K Ty Cummings
OL Douglas Tucker (Parish Episcopal HS)	Dallas, Texas	WR Ra'Shaad Samples (Oklahoma State/Skyline HS) DE Nick Thurman (Lake Highlands HS)
DL Sergio Phillips	DeSoto, Texas/DeSoto HS	CB Howard Wilson OL Roman Brown (Midlothian HS)
OL Daishawn Dixon	San Antonio, Texas	LS Nick Wildberger (Converse Judson HS)
P Tanner Blain (Lindenhurst, Ill.)	El Camino College	OLB Ralph Harvey, Jr. (Los Angeles, Calif.)
DB Kevin Walcott	Los Angeles, Calif./Washington Prep	OLB Ralph Harvey, Jr. (El Camino College)
DB Billy Vaughn, Jr. (Dorsey HS)		
WR Josh Hill (Dorsey HS)		
RB Marcus Stamps (Jefferson HS)		
LB Kyahva Tezino (Salesian HS)		
S Parie Dedeaux, Jr. (Dorsey HS)		
WR Kaylen Williams (Cathedral HS)		

LAS VEGAS BOWL

- San Diego State is making its second appearance in the Las Vegas Bowl. The Aztecs lost to North Carolina State, 20-13, on Dec. 19, 1998. That was SDSU's last bowl game prior to the current streak of seven consecutive bowl game appearances beginning with the 2010 Poinsettia Bowl. *A summary of the game with stats can be found on page 150 of the media guide.*
- Head Coach Rocky Long is making his third appearance in the Las Vegas Bowl, with both of his previous appearances coming while he was the head coach at New Mexico. The Mountain West all-time winningest coach is searching for his first victory, dropping a 27-13 contest to UCLA in 2002 and a 55-14 game to Oregon State in 2003.
- Associate head coach and offensive coordinator Jeff Horton owns a 1-1 record as the head coach in the Las Vegas Bowl. He coached in the inaugural contest in 1992 as his Nevada Wolf Pack lost a 35-34 game to Bowling Green. In 1994, he guided UNLV to the game and a 52-24 win over Central Michigan.

LAS VEGAS CONNECTIONS

- SDSU associate head coach/offensive coordinator/running backs coach Jeff Horton was the head coach at UNLV from 1994-98, and was an assistant coach there from 1990-91.
- SDSU special teams coordinator Bobby Hauck was the head coach at UNLV from 2010-2014.
- Only three coaches in the last 31 seasons have led UNLV to a bowl game and two of them are on the San Diego State staff (Bobby Hauck and Jeff Horton). The third is John Robinson.
- Aztec wide receivers coach Hunkie Cooper played collegiately for UNLV from 1990-91. Cooper, who saw action at six different positions with the Rebels, scored four touchdowns as an all-purpose player in his first Division I game.
- SDSU running back Donnel Pumphrey attended Canyon Springs High School in Las Vegas. Other SDSU players from the area include Randy Ricks, Noble Hall, Isiah Macklin, Tyler Morris, Sam Tai and Conor Perkins (details below).

SILVER STATE AZTECS

San Diego State	Hometown/High School/JC
RB Donnel Pumphrey (Canyon Springs HS)	Las Vegas, Nev.
LB Randy Ricks (Legacy HS/Arizona Western CC)	
DL Noble Hall (Valley HS)	
WR Isiah Macklin (Green Valley HS)	
LB Tyler Morris (Foothill HS)	Henderson, Nev.
DL Sam Tai (Liberty HS/UCLA)	
K Conor Perkins (Green Valley HS)	

PROGRAM NOTES

- SDSU is one of 21 schools to play in a bowl game each of the last seven seasons (includes this season), which is the longest streak in the Mountain West. San Diego State and Boise State are the only two current Mountain West schools to reach a bowl game in 2010, 2011, 2012, 2013, 2014, 2015 and 2016.
- San Diego State has advanced to a school-record seven consecutive bowl games, and is one of just two from a "Group of 5" conference (also Boise State).
- San Diego State has advanced to seven consecutive bowl games. The Aztecs join Stanford as the only football teams in California - FBS or NFL - to advance to the postseason in each of the past six seasons.
- With bowl game appearances in a school-record seven straight seasons, the Aztecs have equaled their total number of bowls played in the 61 prior seasons (1949 through 2009).
- Aztec head coach Rocky Long is in his sixth season as head coach and seventh year on The Mesa. The Mountain West's all-time winningest coach, Long has guided SDSU to 53 victories.
- Between 2000-09, SDSU was 38-80 (.322) and owned the nation's 106th-best winning percentage. Since 2010, San Diego State is 62-30 (.674) and owns the nation's 20th-best winning percentage.
- Since the start of the 2010 season, San Diego State's 62-30 record is the second-best mark in the state, only trailing Stanford.
- With 62 wins in their last 92 games (62-30 since the beginning of the 2010 campaign), the Aztecs have equaled their win total from the previous 163 games (62-101).
- San Diego State has won 21 games in the last two seasons. That is tied for the most prolific two-year period in school history. The Aztecs won 11 games in 1966 and 10 in 1967 while members of the California Collegiate Athletic Association, prior to the transition to Division I.

BULLET NOTES - OFFENSE

- San Diego State returned seven starters on the offensive side of the ball this season - senior tight end Daniel Brunskill, junior wide receiver Chase Favreau, senior center Arthur Flores, junior wide receiver Mikah Holder, senior left tackle Kwayde Miller, senior running back Donnel Pumphrey and senior left guard Nico Siragusa - from the 2015 season.
- Jeff Horton, is in his sixth season at San Diego State is in his second season as SDSU's offensive coordinator. (served the previous four seasons as an assistant head coach and running backs coach). Among his other experience, he served as the head coach at Nevada and UNLV and interim head coach at Minnesota.
- Donnel Pumphrey is the two-time Mountain West offensive player of the year (2015 and 2016). A Heisman Trophy candidate (he finished tied for 10th in the balloting), Pumphrey was a finalist for the Doak Walker (top running back).
- Pumphrey is the nation's active leader in rushing yards (6,290), all-purpose yards (7,374), 100-yard rushing games (32) and he is the only player in FBS history to record 5,000 yards rushing and 1,000 yards receiving.
- When Pumphrey was named the Mountain West Offensive Player of the Year and a first-team all-league pick by the league's coaches and media. He's the first Aztec to be named a league offensive player of the year since George Jones in 1995 as a member of the Pacific Division of the WAC and the fourth offensive honoree in program history
- On Sunday, Pumphrey was also awarded the team's John Simcox Memorial Trophy as the 2016 team MVP for the third straight year, he is the first three-time recipient of that honor in school history. Kirk Morrison (2003-04), Marshall Faulk (1992-93), Todd Santos (1986-87) and Gary Garrison (1964-65) are all two-time winners.
- In addition to Pumphrey (Walter Camp and *Sports Illustrated*), LG Nico Siragusa also earned first-team All-America honors (*USA Today*). It marks the first time in the Division I era that the Aztecs have had multiple players named first-team All-America in the same season.
- Senior LG Nico Siragusa, an Outland Trophy nominee, has 41 career starts, including 40 consecutive starts at left guard.

OFFENSIVE NUMBERS

- San Diego State has scored 459 points and is averaging 35.3 points per game. That ranks 31st nationally.
- The Aztecs need six points to break the school's single-season record for scoring of 464 points set in 1969 (Don Coryell was the head coach).
- The scoring average of 35.3 points per game is the school's highest since averaging 38.9 average in 1996.
- San Diego State has scored 27 or more points in seven consecutive games and in 19 of the last 22 games.
- Last season, SDSU scored 450 points in 14 games (32.1 ppg), which ranked 46th nationally.
- San Diego State has scored 30 or more points in 16 of their last 21 games (768 points total, 36.6 ppg).
- Since the beginning of 2014, the Aztecs are 24-3 when committing one turnover or less and 4-9 when having two or more turnovers in the game. SDSU has one turnover or less in 20 of the 27 games since the start of the 2015 campaign.
- The Aztecs have scored a touchdown in the first quarter of 33 of their last 36 contests.
- The Aztecs are 21-1 the last 22 times they have had an advantage in time of possession (at California (2015) is the lone loss).
- SDSU is 51-14 in the Rocky Long era when scoring just 20 or more points.
- San Diego State had won 25 straight games when scoring 30 or more points prior to the Nov. 19 loss at Wyoming. The Aztecs are 37-7 in the Rocky Long era when scoring 30-plus points.
- Donnel Pumphrey (16) and Rashaad Penny (16) have more combined touchdowns (32) than 13 other FBS teams.
- SDSU is one of three schools (also Washington and Western Kentucky) to have two players record at least 16 touchdowns (Pumphrey - 16 and Penny - 16).
- Pumphrey is one of only four players in NCAA FBS play this year to lead his team in rushing yards and receptions.
- Penny is one of only nine players in the country with at least 11 rushing touchdowns and three receiving scores, and the only with a kick return TD as well (he has two).
- Penny had a touchdown in nine straight games, registering 11 total touchdowns over that span (six rushing, three receiving and two kick return), until he failed to score at Fresno State.
- Penny has 20 touchdowns (14 rushing, three receiving and three kick return) over the last 17 games.

HOUSTON (9-3, 5-3 AAC)

Sept. 3	vs. Oklahoma	W, 33-23
Sept. 10	Lamar	W, 42-0
Sept. 15	at Cincinnati*	W, 40-16
Sept. 24	at Texas State	W, 64-3
Sept. 29	UConn*	W, 42-14
Oct. 8	at Navy*	L, 40-46
Oct. 15	Tulsa*	W, 38-31
Oct. 22	at SMU*	L, 16-38
Oct. 29	UCF*	W, 31-24
Nov. 12	Tulane*	W, 30-18
Nov. 17	Louisville*	W, 36-10
Nov. 25	at Memphis*	L, 44-48
Dec. 17	vs. San Diego State	12:30 p.m. PT

TEAM COMPARISON (2016)

(National rankings in parentheses; through games of Dec. 10)

Category	San Diego State	Houston
Record	10-3	9-3
Conference	6-2	5-3
Scoring Offense	35.31 (31)	38.00 (21)
Scoring Defense	21.00 (19)	22.58 (27)
Scoring Differential [^]	12.92 (16)	13.00 (15)
[^] ranking and numbers only include only vs. FBS schools		
Rushing Offense	273.31 (7)	157.25 (87)
Passing Offense	145.77 (119)	301.92 (15)
Total Offense	419.08 (63)	459.17 (34)
Passing Efficiency	146.64 (32)	140.80 (39)
Rushing Defense	111.92 (11)	97.92 (3)
Passing Defense	208.23 (40)	227.08 (66)
Total Defense	320.15 (12)	325.00 (34)
Passing Eff. Defense	116.20 (21)	123.28 (44)
Net Punting	36.96 (77)	38.89 (35)
Punt Returns	9.44 (40)	4.06 (111)
Kickoff Returns	28.33 (2)	20.42 (72)
Punt Return Def.	9.21 (84)	1.80 (3)
Kick Return Def.	20.37 (57)	22.98 (105)
Interceptions Thrown	6 (13)	11 (69)
Fumbles Lost	9 (73)	10 (96)
Passes Intercepted	22 (1)	7 (100)
Fumbles Recovered	3 (121)	11 (19)
Turnovers Lost	15 (25)	21 (91)
Turnovers Gained	25 (10)	18 (67)
Turnover Margin	+0.77 (12)	-0.25 (84)
Sacks	2.38 (38)	3.08 (12)
Tackles for Loss	5.00 (104)	7.50 (17)
Sacks Allowed	2.00 (58)	2.50 (95)
TFL Allowed	5.85 (70)	7.25 (111)
First Downs Off.	265 (52)	298 (20)
First Downs Def.	220 (19)	200 (111)
3rd Down Conv. %	42.14 (53)	47.66 (14)
4th Down Conv. %	46.15 (88)	70.37 (7)
3D Conv. % Def.	37.44 (43)	35.26 (28)
4D Conv. % Def.	39.13 (28)	42.11 (36)
Fewest Penalties	7.31 (107)	4.67 (16)
Fewest Penalty Yds.	63.08 (105)	45.33 (28)
Red Zone Offense	87.23 (35)	85.48 (53)
Red Zone Defense	84.00 (63)	87.10 (84)
Time of Possession	31:39 (33)	33:08 (16)

SDSU IN THE RANKINGS (2016)

Category	Pct./No.	NCAA	MW
Rushing Offense	273.31	7	3
Passing Offense	145.77	119	10
Total Offense	419.08	63	6
Scoring Offense	35.31	31	4
Passing Efficiency	146.64	32	5
Rushing Defense	111.92	11	1
Passing Defense	208.23	40	7
Total Defense	320.15	12	1
Scoring Defense	21.00	19	1
Passing Efficiency Defense	116.20	21	1
Net Punting	36.96	77	7
Punt Returns	9.44	40	3
Kickoff Returns	28.33	2	1
Turnover Margin	+0.77	12	1
Fumbles Recovered	3	121	10
Passes Intercepted	22	1	1
Fumbles Lost	9	73	8
Interceptions Thrown	6	13	2
Turnovers Gained	25	10	1
Turnovers Lost	15	25	5
Fewest Penalties	7.31	107	11
Fewest Yards Penalized	63.08	105	11
Punt Return Yardage Def.	9.21	84	7
Kickoff Return Yardage Def.	20.37	57	7
Sacks	2.38	38	1
Tackles for Loss	5.00	104	10
Sacks Allowed	2.00	58	8
Tackles for Loss Allowed	5.85	70	9
3rd Down Conversion Pct.	42.14	53	7
4th Down Conversion Pct.	46.15	88	10
3rd Down Defense	37.44	43	2
4th Down Defense	39.13	28	2
Time of Possession	31:39	33	3
First Downs	265	52	5
Opponent First Downs	220	19	2
Field Goal Percentage	90.48	12	4
Red Zone Offense	87.23	35	7
Red Zone Defense	84.00	63	2
PAT Kicking	96.30	83	9

Red indicates top 20 in FBS or Mountain West leader

LONG ERA DEFENSIVE SCORING PLAYS

2016

Damontae Kazee.....	54-yd INT vs. Hawai'i (N.5) (TD)
Ron Smith.....	14-yd INT vs. Hawai'i (N.5) (TD)
Malik Smith.....	28-yd INT at Utah State (0.28) (TD)
Ronley Lakalaka.....	9-yd INT vs. California (S.10) (TD)

2015

Alex Barrett.....	43-yd INT vs. Cincinnati (D.24) (TD)
Damontae Kazee.....	55-yd INT at Colorado St. (0.31) (TD)
Calvin Munson.....	67-yd INT vs. San Diego (S.6) (TD)
.....	19-yd INT vs. San Diego (S.6) (TD)

2014

Calvin Munson.....	56-yd INT vs. Air Force (N.21) (TD)
--------------------	-------------------------------------

2013

J.J. Whittaker.....	18-yd INT vs. Boise State (N.23) (TD)
---------------------	---------------------------------------

2012

Everett Beed.....	52-yd FR vs. Air Force (N.10) (TD)
Leon McFadden.....	96-yd INT at Fresno State (S.29) (TD)
Eric Pinkins.....	32-yd INT at Fresno State (S.29) (TD)
Leon McFadden.....	28-yd INT vs. North Dakota (S.15) (TD)

2010

Jerome Long.....	FR in end zone after Rob Andrews' FF
.....	at TCU (N.13) (Safety)

2009

Luke Laolagi.....	55-yd INT at UNLV (N.28) (TD)
Dey Juan Hemmings.....	14-yd FR after Ernie Lawson's FF
.....	vs. New Mexico State (0.3) (TD)
Team.....	QB fell in end zone vs. So. Utah (S.12) (Safety)

- Penny is third in total touchdowns (18th nationally, 16), sixth in all-purpose yards per game (22nd nationally, 137.60), seventh in rushing yards per game (76.54), ninth in rushing touchdowns (49th nationally, 11), and 10th in points per game (7.38).
- Daniel Brunskill, Donnel Pumphrey and Nico Siragusa have each played in 53 consecutive games, the longest active streak on the team.
- Full bios of selected offensive players:
 - Christian Chapman - pgs. 47-48
 - Mikah Holder - pgs. 51-52
 - Rashaad Penny - pgs. 65-67
 - Donnel Pumphrey - pgs. 68-72

RUSHING OFFENSE

- Rashaad Penny needs five yards to make San Diego State the first team in NCAA FBS history with a 2,000-yard rusher (Donnel Pumphrey) and a 1,000-yard rusher (Rashaad Penny).
- Through 13 games, Donnel Pumphrey, Rashaad Penny and Juwan Washington have combined for 3,446 rushing yards (265.1 RYPG), 32 rushing touchdowns, 38 overall touchdowns, 6.8 rush average and 16 100-yard games.
- Pumphrey is ranked second all-time in NCAA FBS history in rushing yards (6,290).
- Pumphrey is also seventh in all-purpose yards (7,374), and ninth in rushing touchdowns (61) and in overall touchdowns (66) in FBS history.
- Pumphrey is the only player in NCAA FBS history with at least 5,000 rushing yards (or 6,000 yards) and 1,000 receiving yards.
- Pumphrey holds numerous SDSU school records, passing Marshall Faulk this year in rushing yards (6,290), all-purpose yards (7,374), 100-yard rushing games (32), overall touchdowns (66), rushing touchdowns (61), overall points (396) and rushing attempts (1,040). Pumphrey also is tied with Faulk in 200-yard rushing games (6) and second in 150-yard rushing games (14).
- Pumphrey is the all-time MW leader in rushing yards, all-purpose yards, rushing touchdowns, overall touchdowns and 100-yard games.
- Pumphrey has 16 career games with multiple rushing touchdowns and 18 overall with multiple scores.
- Among active FBS players, Pumphrey leads the country in rushing yards, all-purpose yards, rushing touchdowns, overall touchdowns and 100-yard games.
- Pumphrey joins Marshall Faulk with the most 1,000-yard seasons (three) in school history.
- Pumphrey ranks second the nation in rushing yards (2,068), rushing yards per game (155.2) and all-purpose yards (2,229), despite not playing in the fourth quarter in four of the past seven games.
- Pumphrey also is seventh in all-purpose yards per game (171.46), eighth in rushing yards per carry (6.11, min. 220 att.), ninth in rushing touchdowns (16) and 18th in overall touchdowns (18).
- Pumphrey's 155.2 yards per game are more than 39 other FBS teams and would rank in 90th in the country as a "team."
- Pumphrey has a school-record 2,018 rushing yards in 13 games, passing his previous record of 1,869 set in 2014 in 13 games.
- Pumphrey is 110 yards away from cracking the top 10 in NCAA FBS single-season history (2,127).
- Pumphrey has a FBS-leading four games this year with at least 220 yards, including 281 vs. California (11th nationally), 223 at Utah State (35th nationally) and 220 at Northern Illinois and at Fresno State (40th nationally).
- Pumphrey's rush averages by quarter this year - 1st - 5.4, 2nd - 6.1, 3rd - 6.1 and 4th - 7.7 - and by half - 1st - 5.7 and 2nd - 6.6.
- Pumphrey's rush averages by down - 1st - 5.2, 2nd - 7.1 and 3rd - 8.9.
- SDSU is 28-9 over Pumphrey's career when he scores at least one rushing touchdown and 27-5 when he reaches 100 rushing yards.
- Over Pumphrey's nine-game streak with at least 100 yards from Sept. 10-Nov. 12, he compiled 1,681 yards (186.8 RYPG) and 13 touchdowns on 249 attempts (6.8 avg.).
- Pumphrey had a career game vs. California en route to being named the MW Offensive Player of the Week for the fifth time of his career and the Maxwell Award Player of the Week for the first time, rushing for a career-high 281 rushing yards and three touchdowns on 29 carries (9.7 avg.) on his way to breaking Marshall Faulk's SDSU career rushing record. The 281 rushing yards were the fifth most in a game in program history, the 11th most in the country this year (as of Dec. 10) and the most by a current "Group of 5" player vs. a current "Power 5" team since East Carolina's Scott Harley had 361 yards vs. North Carolina State on Nov. 30, 1996.
- Pumphrey was also named the MW Offensive Player of the Week the following week in a win at Northern Illinois after rushing 23 times for 220 yards and three touchdowns.
- Pumphrey's 501 rushing yards on 52 carries (9.63 avg.) and six touchdowns over the two-game span was the first time a player had 500 yards in a two-game span since Oklahoma's Samaje Perine totaled 578 from Nov. 22-Dec. 6, 2014.
- Additionally, Pumphrey became just the third player in MW history with back-to-back 200-yard rushing games and one of two with 500-plus yards in a two-game span.
- Pumphrey finished his career with 535 rushing yards and eight touchdowns against UNLV on 80 carries (6.7 avg.) in four meetings.
- Against San Jose State over his career, Pumphrey totaled 626 yards and seven rushing touchdowns (eight overall) on 75 carries (8.3 avg.).
- In two career games against Utah State, Pumphrey rushed for 404 yards and two touchdowns on 55 carries (7.3 avg.).
- Washington is one of only five freshmen players in the country with at least five rushing touchdowns and one receiving touchdown, and one of two with a kick return as well.
- If you take away the 26 times that Christian Chapman has been sacked this year for 140 yards, he has rushed 42 times for 222 yards (5.3 avg.).

PASSING OFFENSE

- Christian Chapman is 12-3 as a starting quarterback, winning both the 2015 and 2016 MW Championship game and the Hawai'i Bowl.
- Since Chapman's first start (Dec. 5, 2015), he owns the 16th-best pass efficiency rating in the country (152.9, min. 250 att.).
- Chapman's 147.87 pass efficiency rating this year is the third best by an Aztec quarterback since 1996 (min. 175 att.), while his

- 60.3 completion percentage is ranked fourth.
- Chapman ranks third in the MW in pass efficiency rating (27th nationally, 147.87) and pass touchdowns (46th nationally, 19), fourth in yards per attempt (39th nationally, 7.87) and completion percentage (55th nationally, 60.34), and fifth in yards per completion (41st nationally, 13.05). He's also eighth in passing yards per game (143.54) and ninth in points responsible for per game (8.93).
- Chapman has multiple touchdown passes in six games this year.
- Against New Hampshire in just his third career start, Chapman threw for a career-high 283 yards, the most by an Aztec since Quinn Kaehler had 326 vs. Air Force on Nov. 21, 2014.
- Chapman threw an 86-yard pass to Mikah Holder in the first quarter of the UNH game, tied for the seventh-longest pass in program history.
- Holder is averaging 19.3 yards per catch over his career, which ranks second by an Aztec since 1996 (Derrick Lewis, 20.5 from 1999-01, min. 45 rec.).
- Holder is ranked second in the league in yards per reception (sixth nationally) (21.88) and ninth in receiving touchdowns (5).
- Against New Hampshire in the opener, Holder finished with four catches for a career-high 160 receiving yards, breaking 100 yards for the first time of his career and becoming the first Aztec with 100-plus receiving yards since Ezell Ruffin had 126 vs. Air Force on Nov. 21, 2014. Holder's 160 yards were SDSU's most in a game since Ruffin had 165 vs. New Mexico on Nov. 2, 2013.
- Holder had a career-long 86-yard reception in the UNH game, tied for the seventh longest in school history and the longest since Vincent Brown caught a 90-yarder on Nov. 20, 2010 vs. Utah.
- Eric Judge is averaging 17.2 yards per catch, which ranks third by an Aztec since 1996 (min. 50 rec.).
- Judge's 17.2 career catch average is also ranked 15th among active FBS players (min. 65 receptions).
- Only 12 running backs have more receiving touchdowns than Rashaad Penny's three this year.

BULLET NOTES - DEFENSE

- Rocky Long is serving as the team's defensive coordinator for the eighth straight season (includes all six as head coach).
- San Diego State returns seven starters off last season's squad which was one of the top units nationally. Returning in 2016 are senior DE Alex Barrett, junior LB Ryan Dunn, WAR junior Kameron Kelly, senior CB Damontae Kazee, AZT Na'im McGee, senior LB Calvin Munson and senior WAR Malik Smith.
- Kazee is the two-time Mountain West Defensive Player of the Year by the league's head coaches and media (both 2015 and 2016). Last season, he became the first SDSU player to be named the MW Defensive Player of the Year since Kirk Morrison won it in back-to-back seasons in 2003-04. Kazee and Morrison are now the only defensive players of the year in a league in school history.
- Two Aztecs were on watch lists for the nation's top player at their position, including Kazee (Bednarik Watch List and Thorpe Watch List) and Munson (Nagurski Watch List, Bednarik Watch List, Butkus Watch List and Lott IMPACT Watch List).

DEFENSIVE NUMBERS

- This season San Diego State is one of the top defensive units in the country. The Aztecs current national rankings: 1st in passes intercepted (22), 11th in rushing defense (111.9), 12th in total defense (320.2), 19th in scoring defense (21.0), and 21st in passing efficiency rating (116.2).
- SDSU has scored four defensive touchdowns this season (6th nationally).
- Last season, San Diego State ranked among the top 10 nationally in nine major defensive categories: 2nd in turnovers gained (34), 2nd in passes intercepted (23), 5th in total defense (287.3), 7th in scoring defense (16.4), 7th in rushing defense (108.7), 8th in defensive touchdowns scored (4), 9th in third down percentage defense (28.9 pct.), 10th in passing yards allowed (142.0) and 10th in passing efficiency defense (108.71).
- SDSU held 22 consecutive conference opponents to less than 400 yards of total offense until allowing 487 at Wyoming Nov. 19. That was the longest active streak in the nation.
- SDSU held four opponents in 2015 to less than 200 yards of total offense (San Diego 188, Fresno State 89, San José State 148 and Wyoming 191). The Aztecs did in again the 2016 season opener against New Hampshire (141 yards) and against UNLV (122).
- Since Nov. 14, 2015 (includes 18 SDSU games), San Diego State ranks eighth nationally in points allowed per game (18.6) and seventh nationally in total offense allowed per game (305.8).
- SDSU is 16-0 when holding its opponent to 166 or less yards of total offense, something it did against New Hampshire (141 yards) and UNLV (122), and 37-3 when holding their foe to 195 or less yards in the Division I era.
- Since the beginning of 2009, when Long took over as defensive coordinator, the Aztecs rank 17th nationally in yards per rush allowed (3.7), 19th nationally in yards per touch (6.3), 22nd in yards allowed per game (351.8) and 30th in points allowed per game (23.7).
- Since the beginning of the 2015 season (27 games), SDSU has held 10 opponents to single digits in points.
- SDSU has held its opponent to seven or less points in the first half in 15 of the last 23 games.
- The Aztecs shut out New Hampshire in the season opener. It was the first shutout for SDSU since Sept. 4, 2010 when SDSU defeated Nicholls State, 47-0.
- San Diego State held New Hampshire without a third-down conversion, as the Wildcats were 0-for-14. It marks the second consecutive season SDSU has held an opponent without a third-down conversion (Fresno State, Oct. 3, 2015, 0-for-12 in 2015). Since 1996, it marked just the third time SDSU has held an opponent without a conversion on third down.
- Calvin Munson has led the Aztecs in tackles 15 times over his career, including six of the 13 games this year.
- Among the all-time SDSU leaders, Munson ranks seventh in assisted tackles (138), tied for eighth in tackles (293) and tied for 10th in sacks (17.0).
- Munson has nine career games with at least 10 tackles, including four times this year.
- Munson has a team-high 108 tackles this year, 44 more than the next player on the team, most by an Aztec in the Rocky Long defensive coordinator era (since 2009) and most by a SDSU player since Russell Allen had 119 in 2007.
- Munson ranks ninth in the MW (67th nationally) in tackles per game (8.31).

SDSU INDIVIDUAL RANKINGS (2016)

(Top 10 MW; Top 75 NCAA)

Player	Category	Pct./No.	NCAA Rk.	MW Rk.	
John Baron	Field Goal Pct.	.905	12	3	
	Pts by Kickers	8.38	14	2	
	Field Goals PG	1.46	23	2	
	Points PG	8.38	40	4	
	PAT Pct.	.963	--	9	
Alex Barrett	Sacks PG	0.50	--	7	
	TFL PG	0.85	--	9	
Tanner Blain	Punt Avg.	41.88	47	7	
Christian Chapman	Pass Eff.	147.87	27	3	
	Yds per Att.	7.87	39	4	
	Yds per Comp.	13.05	41	5	
	Pass TD	19	46	3	
	Comp. Pct.	.603	55	4	
	Pass YPG	143.54	--	8	
	PtsRespForPG	8.93	--	9	
	Yds per Rec.	21.88	6	2	
Damontae Kazee	Receiving TD	5	--	9	
	INT PG	0.54	4	1	
	INT Yards	156	7	1	
Kameron Kelly	Passes Def.	1.15	36	4	
	INT PG	0.23	--	7	
Calvin Munson	Tackles PG	8.31	67	9	
Rashaad Penny	KR TD	2	2	1	
	KR Avg.	31.94	4	1	
	Total TD	16	18	3	
	APYPG	137.69	22	6	
	Rush TD	11	49	9	
	RYPG	76.54	--	7	
	Points PG	7.38	--	10	
	Donnel Pumphrey	RYPG	155.23	2	1
		APYPG	171.46	7	2
		Rush TD	16	9	3
Total TD		16	18	3	
RYPG		6.12	31	4	
Quest Truxton	Total Off. PG	155.23	--	9	
	Points PG	7.38	--	10	
Juwan Washington	PR Avg.	9.44	23	1	
Juwan Washington	KR TD	1	8	2	

Red indicates top 25 in FBS or Mountain West leader

FEWEST INT. SINCE SEPT. 13, 2015

Fewest interceptions by an FBS team since Sept. 13, 2015 (min. 16 GP)

Rk.	School	Int.
1.	San Diego State	5
2.	Western Michigan	6
3.	Navy	9
4.	Penn State	10
5.	North Carolina	11
127.	Purdue	37

AZTECS IN THE NFL (AS OF DEC. 10, 2016)

(According to ESPN.com; * - practice squad player; ^ - injured list)

CURRENT NFL TEAM	SDSU LETTERS
DALLAS COWBOYS	
Brice Butler, WR	2012
Gavin Escobar, TE	2010-11-12
Leon McFadden, CB	2009-10-11-12
CAROLINA PANTHERS	
*Pearce Slater, OL	2014-15
MIAMI DOLPHINS	
*Terry Poole, OL	2013-14
NEW YORK GIANTS	
Nat Berhe, S	2010-11-12-13
PHILADELPHIA EAGLES	
*Darrell Greene, OL	2012-13-14-15
SAN DIEGO CHARGERS	
Ronnie Hillman, RB	2010-11

SDSU CAREER IN BOWL GAMES

Rushing	Att.	Yds.	Avg.	TD
Donnel Pumphrey	48	213	4.4	2
Christian Chapman	5	20	4.0	0
Rashaad Penny	3	17	5.7	0

Passing	A-C-I	Yds.	TD	Eff.
Christian Chapman	11-8-0	113	1	189.02
Donnel Pumphrey	1-1-0	16	1	564.40

Receiving	No.	Yds.	Avg.	TD
Donnel Pumphrey	5	61	12.2	0
Eric Judge	3	77	25.7	0
Mikah Holder	1	14	14.0	1
Chase Favreau	1	13	13.0	0

Kickoff Returns	No.	Yds.	Avg.	TD
Rashaad Penny	4	207	51.7	1
Kendrick Mathis	1	33	33.0	0

Punt Returns	No.	Yds.	Avg.	TD
Mikah Holder	1	6	6.0	6

Defense	S-A-T	Other
Damontae Kazee	11-4-15	1 INT, 1.0 TFL
Na'im McGee	13-1-14	1 PBU
Calvin Munson	8-4-12	0.5 SCK, 0.5 TFL
Kameron Kelly	7-2-9	1.0 TFL
Kyle Kelley	6-3-9	3.5 SCK, 3.5 TFL
Malik Smith	6-2-8	1.0 TFL, 1 INT, 1 PBU
Alex Barrett	3-0-3	1 INT, 1 TD,
Ryan Dunn	2-1-3	
Kalan Montgomery	2-1-3	
Ronley Lakalaka	1-1-2	
Austin Wyatt-Thayer	1-1-2	
Sergio Phillips	1-0-1	1.0 SCK, 1.0 TFL
Mikah Holder	1-0-1	
Randy Ricks	1-0-1	
Kendrick Mathis	0-1-1	
Kevin Walcott	0-1-1	
Marcus Stamps	0-1-1	

Punting	No.	Yds.	Avg.	Long
Tanner Blain	4	137	34.2	47

Kicking	FG-FGA	Long	PAT-PATA
N/A			

STARTING/GAMES PLAYED STREAKS

Consecutive Starts	Streak
Damontae Kazee, CB	40
Calvin Munson, LB	40
Rashaad Penny, KR	40
Donnel Pumphrey, RB	40
Nico Siragusa, OL	40
Malik Smith, S	40

Consecutive Games Played	Streak
Daniel Brunskill, OL (first 40 at TE)	53
Donnel Pumphrey, RB	53
Nico Siragusa, OL	53
Malik Smith, S	52
Calvin Munson, LB	51

- Full bios of selected defensive players:
 - Alex Barrett - pgs. 41-42
 - Damontae Kazee - pgs. 54-56
 - Calvin Munson - pgs. 63-65

RUSHING DEFENSE

- Since the beginning of the 2015 campaign, San Diego State ranks fifth nationally in rushing yards allowed per game (110.3) and sixth in rushing yards per attempt (3.2).
 - Thirteen of San Diego State's last 24 opponents have failed to rush for more than 80 yards.
 - During the last 24 games (since Sept. 26, 2015), opponents have rushed 800 times for 2,493 yards and 3.12 yards per carry. Over that span, SDSU's ranks fifth nationally in rushing yards allowed per game (103.9) and fourth in yards per carry (3.1).
 - The Aztecs have allowed just 71 rushing yards against New Hampshire in the opener on 31 carries (2.3 yards per rush).
 - Since Rocky Long began his tenure as the team's defensive coordinator (prior to the 2009 campaign), San Diego State is 16-4 when holding the opposition to less than 75 yards rushing and 19-5 when the opposition averages less than 2.50 yards per carry.
 - Last season, SDSU finished seventh in FBS play in rushing yards allowed per game (108.7) and fifth in yards per rush (3.2).
 - Calvin Munson leads SDSU with 80 tackles on rushing plays.

PASSING DEFENSE

- Under head coach Rocky Long, San Diego State is 32-5 in games in which the opponent has a passing efficiency rating of 116.50 or less.
 - Since the beginning of the 2015 campaign, San Diego State's 43 interceptions are the most in the country, while its eight interception returns for touchdowns are tied with Alabama for the second most in the nation (Ohio State leads with 10).
 - Since 2010, the Aztecs are 42-7 when holding the opponent to 200 or fewer passing yards.
 - In 15 of its last 29 games, SDSU has held its opponent to a passer rating of less than 100.00.
 - Alex Barrett is ranked eighth at SDSU in career sacks (18.0) and ninth in tackles for loss (38.0).
 - Barrett is ranked seventh in the MW in sacks per game (0.50) and ninth in tackles for loss per game (0.85).
 - Among active career players in FBS, Damontae Kazee is ranked first in interceptions (17, tied) and passes defended (47, tied), and 18th in forced fumbles (6, tied).
 - Kazee is SDSU's career record-holder in interceptions (17), and is sixth with 30 PBUs, tied for sixth with six forced fumbles and seventh in interception yards (214).
 - Kazee leads the MW in both interceptions per game (0.54, fourth nationally) and interception yards (156, seventh nationally), and is fourth in the league (36th nationally) in passes defended (INT + PBU) per game (1.15).
 - Kazee's seven interceptions are tied for the fourth most in SDSU single-season history.
 - Kazee is the first Aztec in program history with six or more interceptions in consecutive seasons.
 - Kazee leads the team with 28 tackles on passing plays.
 - Calvin Munson has six interceptions for his career, including three for a touchdown.
 - Munson's three interceptions returned for a touchdown are tied with Ricky Parker (1993-96) for the most in program history and tied for the third most in FBS history among linebackers.
 - Munson is also fifth all-time at SDSU with 232 interception yards.

BULLET NOTES - SPECIAL TEAMS

- ESPN Team Efficiencies ranked San Diego State's special teams unit as the 23rd best in the country last year and this year SDSU is 13th.
 - Associate head coach and special teams coordinator Bobby Hauck is in his second season with the Aztecs after serving as the head coach at UNLV (2010-14) and Montana (2003-09). This is the 23rd time in the last 24 seasons that he has served as the special teams coordinator.
 - Among active career kick returners in FBS, Rashaad Penny is ranked second in kick return average (30.2, min. 24 att.) and in a tie for second in kick return touchdowns (5).
 - Penny's five career kick return touchdowns are the most in program history.
 - Three of Penny's five kick return touchdowns have gone for 100 yards (has only happened three other times in school history).
 - Penny also ranks second all-time at SDSU in kick return yards (1,879) and fourth in kick returns (62).
 - Penny ranks fourth in the nation (No. 1 in MW) in kick return average (31.9), despite being kicked away from most of the year as the two-time MW Special Teams Player of the Year (2015 and 2016).
 - Penny is also ranked first in the MW (No. 2 nationally) in kick return touchdowns (2).
 - Penny was named the MW Special Teams Player of the Week on Sept. 12 for his play against California when he scored SDSU's first two touchdowns on a 25-yard pass from Christian Chapman and a 100-yard kick return.
 - John Baron II leads the team with 109 points.
 - Baron is ranked 12th nationally (third in the MW) in field goal percentage (.905), 14th (second in MW) in points per game among kickers (8.38), 23rd (second in MW) in field goals per game (1.46) and 40th (fourth in MW) in points per game (8.38).
 - Among the all-time season leaders at SDSU, Baron ranks first in field goal percentage (.905), second in field goals (19, school record is 20) and fifth in PATs (52).
 - Baron made 10 straight field goals from Oct. 1 at South Alabama until Nov. 5 vs. Hawai'i when his final attempt - a career-long 51-yarder - fell short.
 - Baron currently has 17 consecutive field goal makes from 50 or less yards.
 - Baron has multiple field goals six times this year
 - Against UNLV, Baron became the first Aztec since 2007 with multiple field goals in the same game from at least 48 yards (third time since 1996).

- **Baron** had a career game at Utah State en route to being named the MW Special Teams Player of the Week, making a career-high four field goals, going 4-for-4 with a long of 43 yards. The four field goals tied an Aztec school record (with seven others, most recent Wes Feer vs. Eastern Illinois on Aug. 31, 2013). Baron also made all four of his PAT's, giving him 16 points, which also tied a SDSU record among kickers. He also tied a then career high with eight kickoffs for 508 yards (63.5 avg.) with two touchbacks. On his eight kickoffs, Utah State averaged a 20.3 average starting field position.
- Among the all-time SDSU leaders, **Tanner Blain** ranks sixth in punt yards (5,447), seventh in punts (133) and ninth in punt average (41.0).
- Out of **Blain's** 56 punts, 23 have landed inside the 20-yard line, including eight inside the 10 and three inside the 5.
- **Blain** has 11 punts of at least 50 yards.
- **Blain** is ranked seventh in the Mountain West in punt average (41.88).
- If you take away the 16 times that **Blain** has had to punt inside his opponent's side of the field, he has averaged 44.30 yards per punt (on 40 attempts) this year (would rank 17th in the country).
- **Blain** has a long of 75 yards, which is the eighth longest in NCAA FBS play this season and tied for the sixth longest in SDSU history.
- At Northern Illinois, **Blain** punted five times for 212 yards, averaging 42.4 yards per boot with a career-high-tying four inside the 20. He ended up with four punts inside the 7-yard line, including three inside the 5 (2, 3 and 4) with the other landing on the 6. For his efforts, was named the Mountain West Special Teams Player of the Week for the first time of his career.
- **Quest Truxton** leads the MW and ranks 19th in the nation in punt return average (9.44).
- **Juwan Washington** is ranked second in the MW and eighth in the nation in kick return touchdowns (1).
- **Ron Smith** leads SDSU with 13 tackles on special teams.
- **Ron Smith** also paces the Aztecs with 12 tackles on the kick return unit.
- **Kameron Kelly** and **Malik Smith** lead San Diego State with four stops on the punt return unit.

ROCKY LONG

- Rocky Long is in his sixth season as San Diego State's head coach, his eighth with the Aztecs and his 17th season as a head coach.
- Long, a three-time Mountain West Coach of the Year, is the all-time winningest coach in league history. He owns 115 career Mountain West wins, 38 more than former TCU coach Gary Patterson (77) in second place.
- Long has guided San Diego State to six bowl games in his first six seasons. His six bowl appearances while leading SDSU is two more than Don Coryell for the most in school history.
- Long is one of 11 active coaches in the country to guide his current team to a bowl game in each of his first six seasons.
- Long won his 100th career game last season at Hawai'i.
- With 53 victories at San Diego State, Long already ranks third on the school's all-time victory list and has more victories as the Aztecs' three previous head coaches, combined (Tom Craft 19, Chuck Long 9 and Brady Hoke 13).



LAST TIME OUT

SAN DIEGO STATE 27, WYOMING 24

Dec. 3, 2016 - Laramie, Wyo.

LARAMIE, Wyo. - Rashaad Penny rushed for 117 yards and two touchdowns, and Donnel Pumphrey added 110 yards and another score to lead San Diego State a 27-24 victory over Wyoming and its second consecutive Mountain West title Dec. 3 in Laramie, Wyo.

Penny also had 113 yards on two kick returns and added two catches for 13 yards to finish with 243 all-purpose yards for the Aztecs (10-3), who avenged a 34-33 loss two weeks prior (Nov. 19) in Laramie.

It was SDSU's second straight outright MW title, third overall and 21st league championship in program history. San Diego State became the first road team to win the MW Championship since the league moved to division play in 2013.

Down, 10-0, early in the first quarter on a 46-yard field goal by Cooper Rothe and a 12-yard touchdown pass from Josh Allen to Jacob Hollister, the Aztecs came roaring back with the next 24 points of the game.

SDSU got on the scoreboard first with 1:46 left in the first quarter when Pumphrey scooted in from nine yards out to cap a 7-play, 62-yard drive.

Damontae Kazee picked off Allen on the first play of the ensuing drive, but fumbled the ball in the end zone while trying to score. It was ruled a touchback and the Cowboys (8-5) got the ball back.

San Diego State forced a 3 and out and got into field goal range, where John Baron II nailed a 37-yarder to tie the game at 10-10. The key play on the drive was a 30-yard pass from Christian Chapman to Rashaad Penny on 3rd and 2.

Neither team challenged the rest of the half, making it 10-10 after 30 minutes.

Kazee picked off Allen once again on UW's first drive of the third quarter, setting up the Aztecs at the Wyoming 31. Pumphrey rushed twice for 19 yards, before Penny finished the job with back-to-back 6-yard rushes, including a touchdown putting SDSU on top for the first time at 17-10.

UW later got into field goal range, but Rothe's 42-yard attempt missed left with 5:37 left in the third quarter.

San Diego State took advantage with a methodical 8-play, 75-yard drive over 4:12, finishing with a 6-yard touchdown run by Penny to take a 24-10 lead.

Wyoming stopped the bleeding somewhat with its first drive of the fourth quarter when Allen found Tanner Gentry on a 33-yard strike on 3rd and 9.

After the Aztecs were forced to punt, Jay Henderson knocked the ball out of a scampering Allen and Kyle Kelley pounced on the loose ball, giving SDSU great field position at the Cowboy 22-yard line. San Diego State was unable to score the touchdown, but Baron's 20-yard field goal gave the visitors a 27-17 lead with just 6:54 remaining.

SDSU UNDER ROCKY LONG

Category	2016	Long Era	Streak
Overall Record	10-3	53-26	W1
Mountain West Record	6-2	36-11	L2
Home Record	5-1	30-11	L1
Road Record	5-2	21-14	W1
Neutral Record	0-0	2-1	W2
Overtime	0-0	4-2	L1
Gms Dec. by 3 Pts or Less	1-1	7-4	W1
Gms Dec. by 7 Pts or Less	2-1	14-8	W1

SCORING

Scoring - first to score	8-1	39-12	L1
Leading - after 1 qtr	8-1	37-8	L1
Leading - at halftime	9-2	36-9	L1
Leading - after 3 qtr	10-2	45-10	W1
Scoring - 20 or more points	9-3	51-14	W1
Scoring - 30 or more points	7-2	38-7	L2
Scoring - 40 or more points	6-0	19-1	W14

OFFENSE

Total Offense - 500+ yds	1-0	7-3	W2
Total Offense - 400+ yds	7-0	37-7	W20
Passing - 300+ yds	0-0	1-5	W1
Rushing - 200+ yds	9-0	40-2	W32
First Downs - 20+	7-1	36-10	W5
3rd Down Conv. - 50 pct.+	4-0	23-2	W13
Turnovers - 2 or fewer	9-3	47-13	L2
Field Position - 30 or better	5-2	36-13	W1
Field Position - 25 or better	10-3	47-21	W1
Play Call - 50 pct.+ rushing	10-3	52-16	W1

DEFENSE

Allowing 24 points or less	8-0	42-4	W19
Allowing 17 points or less	7-0	32-1	W17
Total Offense - <=300 yds.	6-0	26-2	W15
Passing - <= 150 yds.	4-0	21-4	W10
Rushing - <= 100 yds	8-1	26-8	W6
First Downs - <= 15	7-0	27-1	W15
3rd Down Conv. - <= 33 pct.	4-0	30-2	W10
Turnovers - forced 3 or more	6-0	25-5	W14
Field Position - <=25	6-0	28-6	W10
Field Position - <=20	2-0	4-0	N/A
Defense Scores Points	3-0	10-1	W9

COMPARISON

SDSU more Rushing Yards	10-1	41-12	W7
SDSU more Return Yards	3-2	22-16	W1
SDSU fewer Turnovers	8-0	39-5	W17
SDSU more Time of Poss.	8-0	37-10	W18
SDSU more 1st D. and ToP	7-0	31-5	W19
SDSU better Avg. Field Pos	9-1	43-11	W1
SDSU adv. in TO and AFP	7-0	32-4	W14
SDSU ST (KR/PR) Score	1-1	10-3	L1

INDIVIDUAL

Rusher - 100+ Yards	9-1	45-11	W7
Passer - 300+ Yards	0-0	1-5	W1
Receiver - 100+ Yards	1-0	12-4	W5
100+ Rusher, 300+ Passer	0-0	1-3	W1

LONG ERA SPECIAL TEAMS SCORING PLAYS*

2016

Rashaad Penny.....	100-yd KR vs. California (S.10) (TD)
Juwan Washington.....	92-yd KR at Wyoming (N.19) (TD)
Rashaad Penny.....	93-yd KR at Wyoming (N.19) (TD)

2015

Rashaad Penny.....	100-yd KR vs. Cincinnati (D.24) (TD)
Damontae Kazee.....	66-yd PR at UNLV (N.21) (TD)
Rashaad Penny.....	100-yd KR at Penn State (S.26) (TD)
Rashaad Penny.....	97-yd KR vs. San Diego (S.5) (TD)

2014

Lloyd Mills.....	67-yd PR vs. Northern Arizona (A.30) (TD)
------------------	---

2013

Tim Vizzi.....	71-yd PR at UNLV (N.30) (TD)
Tim Vizzi.....	41-yd PR vs. Boise State (N.23) (TD)
Team.....	Fumbled punt out of end zone (O.4) (Safety)
Sam Meredith.....	PAT block; David Lamar returned for def. PAT at New Mexico State (S.28) (2 pts.)

2012

Colin Lockett.....	100-yd KOR at Boise State (N.3) (TD)
Colin Lockett.....	96-yd KOR vs. Army (S.8) (TD)

2011

Brandon Davis.....	98-yd KOR at Air Force (O.13) (TD)
Colin Lockett.....	94-yd KOR vs. Cal Poly (S.3) (TD)

* - includes only since he became SDSU's head coach in 2011

CAREER START CHART

Career Starts (Off/Def)	'12	'13	'14	'15	'16	Total
Nico Siragusa, OL	RS	1	13	14	13	41
Donnel Pumphrey, RB	-	1	13	14	13	41
Damontae Kazee, CB	RS	0	13	14	13	40
Calvin Munson, LB	-	0	13	14	13	40
Malik Smith, WAR	-	0	13	14	13	40
Alex Barrett, DL	RS	0	10	14	13	37
Daniel Brunskill, TE/OL	RS	0	4	14	13	31
Na'im McGee, AZ	-	-	11	13	5	29
Arthur Flores, OL	RS	0	0	14	13	27
Kwayde Miller, OL	RS	0	0	14	13	27
Trey Lomax, WAR	RS	11	2	12	25	25
Mikah Holder, WR	-	-	0	11	12	23
Ryan Dunn, LB	-	-	RS	13	7	20
Noble Hall, DL	-	-	RS	3	13	16
Christian Chapman, QB	-	-	RS	2	13	15
Kyle Kelley, DL	-	-	-	1	13	14
Antonio Rosales, OL	RS	0	0	13	13	13
David Wells, TE	-	RS	0	0	13	13
Ronley Lakalaka, LB	-	-	-	0	12	13
Kameron Kelly, WAR	-	-	-	0	13	13
Nick Bawden, QB/FB	-	-	-	2	10	12
Eric Judge, WR	RS	1	5	2	3	11
Parker Baldwin, AZ	-	-	-	0	8	8
Derek Babiash, CB	-	-	RS	0	6	6
Randy Ricks, LB	-	-	-	2	4	6
Ron Smith, CB	-	-	-	RS	5	5
Curtis Anderson, WR	-	-	-	1	4	5
Rashaad Penny, RB	-	-	0	4	1	5
Chase Favreau, WR	-	RS	0	5	0	5
Parker Houston, TE	-	-	-	-	4	4
Jay Henderson, LB	-	-	0	0	3	3
Dakota Turner, DL/FB	-	RS	0	0	3	3
Austin Wyatt-Thayer, LB	-	-	-	1	1	2
Juwan Washington, RB	-	-	-	RS	1	1
Christian Cumberlander, WR	-	RS	0	1	0	1

UW responded in just 42 seconds as Allen found Gentry for 32 yards and then C.J. Johnson for a 43-yard touchdown to make it a 27-24 game.

Penny got the Aztecs into scoring position again with a 75-yard kick return, but Juwan Washington fumbled at the 15, giving Wyoming a chance to take back the lead.

The SDSU defense, however, stood tall, stopping Allen on a designed run on 4th and 2 at the Cowboy 21.

San Diego State got to the UW 15 and went for it on 4th and 4 to try to seal the game. Chapman, however, was sacked and UW was given one last chance.

Wyoming was not able to gain any traction against the staunch Aztec defense and Kelly sacked Allen on 4th and 20, allowing SDSU to end the game in victory formation.

San Diego State's defense forced three Cowboy turnovers, leading to 10 points, and limited UW to 2-of-14 on third down and 0-for-3 on fourth down.

Pumphrey passed Ricky Williams into second place on the all-time NCAA FBS rushing list (now has 6,290 yards) and recorded his 10th 100-yard rushing game of the season (tying his own school record) and 32nd of his career.

Penny was named the game's most valuable offensive player, while Kazee was the defensive winner.

The Aztecs won their 10th game of the season and now have back-to-back 10-win seasons for the first time while being a member of a conference in their Division I history (since 1969).

SDSU FOOTBALL DOMINATES 2016 MOUNTAIN WEST AWARDS

San Diego State senior Donnel Pumphrey (Las Vegas), senior Damontae Kazee (San Bernardino, Calif.) and junior Rashaad Penny (Norwalk, Calif.) have each been named players of the year by the Mountain West for the second consecutive season, the league announced Dec. 6. Pumphrey was chosen as the MW Offensive Player of the Year, Kazee the MW Defensive Player of the Year and Penny the MW Special Teams Player of the Year.

The Aztecs (2015 and 2016) and TCU (2009 and 2010) are the only schools to win all three awards in the same season (both have done it twice) and the only team to win it back-to-back with the same three players.

Pumphrey is the first running back in league history to win the offensive player-of-the-year award twice and is the fourth player overall, joining Derek Carr (2012-13 at Fresno State), Andy Dalton (2009-10 at TCU) and Bradlee Van Pelt (2002-03 at Colorado State).

Kazee is the first cornerback in MW history to win the defensive player-of-the-year award twice and the fifth player overall, joining Tank Carder (2010-11 at TCU), Jerry Hughes (2008-09 at TCU), Eric Weddle (2005-06 at Utah) and Kirk Morrison (2003-04 at San Diego State).

Penny, meanwhile, is the second kick returner in conference history to win the special teams player-of-the-year award twice (also Jeremy Kerley, 2009-10 at TCU) and the third player overall (also Louie Sakoda, 2006-08 at Utah).

Pumphrey, Kazee and Penny, who were each named the preseason players of the year as well, are joined on the all-conference first team by senior offensive guard Nico Siragusa (Chula Vista, Calif.), senior defensive end Alex Barrett (Mesa, Ariz.), senior linebacker Calvin Munson (St. Charles, Mo.) and sophomore kicker John Baron II (Temecula, Calif.). The seven first-team selections matched SDSU's most in league history (also 2011 and 2015) and match the program's most in any league since the 1974 squad put eight players on the PCAA First Team.

The Aztecs also landed three players on the second team in junior tight end David Wells (Clovis, Calif.), senior offensive tackle Daniel Brunskill (Valley Center, Calif.) and senior warrior (safety) Malik Smith (Compton, Calif.). Senior defensive end Kyle Kelley (Irvine, Calif.) and junior punt returner Quest Truxton (Newport Harbor, Calif.) also were honorable-mention selections.

Pumphrey, the first San Diego State player to win two league offensive player-of-the-year awards in program history, has a school-record 1,908 rushing yards and 15 touchdowns on 305 carries (6.3 avg.), while adding a team-high 26 catches for 205 yards (7.9 avg.). One of four players in FBS to lead his team in rushing yards and catches, Pumphrey is ranked second in the country in rushing yards (1,908) and rushing yards per game (159.0), and third in all-purpose yards (2,119), despite not playing in the fourth quarter in four of the past six games. A finalist for the Doak Walker Award (top running back), and semifinalist for the Maxwell Award (college player of the year) and Walter Camp Player-of-the-Year award, Pumphrey had a streak of nine games with at least 100 rushing yards earlier this season, the second longest in school history and the longest in MW history. Pumphrey the first offensive player in MW history



SDSU-WYOMING

Dec. 3, 2016 | War Memorial Stadium | Laramie, Wyo.
Attendance: 24,001 | Weather: Partly cloudy, 18 degrees, wind 7 mph SSW

	1	2	3	4	Total
San Diego State	7	3	14	3	27
Wyoming	10	0	0	14	24

SCORING SUMMARY

WYO - Rothe 46-yard field goal	(8:04, 1st)
WYO - Hollister 12-yard pass from Allen (Rothe kick)	(4:49, 1st)
SDSU - Pumphrey 9-yard run (Baron kick)	(1:46, 1st)
SDSU - Baron 37-yard field goal	(9:39, 2nd)
SDSU - Penny 6-yard run (Baron kick)	(12:35, 3rd)
SDSU - Penny 6-yard run (Baron kick)	(1:25, 3rd)
WYO - Gentry 33-yard pass from Allen (Rothe kick)	(13:49, 4th)
SDSU - Baron 20-yard field goal	(6:54, 4th)
WYO - Johnson 43-yard pass from Allen (Rothe kick)	(6:12, 4th)

TEAM STATS

	San Diego State	Wyoming
First Downs	16	13
Rushes-Yards	53-242	31-95
Passing Yards	85	248
C-A-I	6-13-1	14-31-2
Total Offense	66-327	62-343
Fumbles-Lost	3-2	2-1
Penalties-Yards	7-62	6-45
Possession Time	33:55	26:05
Turnovers	3	3
Average Field Position	SDSU 42	WYO 27

INDIVIDUAL STATS

Rushing (Atts.-Yards-TDs): SDSU: Penny 16-117-2; Pumphrey 25-110-1; Chapman 9-17-0; Washington 2-0-0; Team 1-(-2)-0. WYO: Hill 16-93-0; Wick 2-4-0; Allen 13-(-2)-0.
Passing (Att.-Comp.-Int., Yards, TDs): SDSU: Chapman 13-6-1, 85, 0. WYO: Allen 31-14-2, 248, 3.
Receiving (No.-Yards-TDs): SDSU: Holder 2-56-0; Penny 2-13-0; Truxton 1-9-0; Wells 1-7-0. WYO: Gentry 3-81-1; Johnson 3-53-1; Maulhardt 2-52-0; Hill 2-17-0; Mayfield 1-15-0; Hollister 1-12-1; Ellis 1-10-0; Van Maanen 1-8-0.

with three first-team honors (2014-16) and the third player overall (also Leon McFadden (2010-12) and Morrison (2002-04)).

Kazee, meanwhile, joins Morrison (2003-04) as the only multiple defensive player-of-the-year award winners in MW history. A three-time all-league pick over his career (also second team in 2014), Kazee has 54 tackles (39 solo), three tackles for loss, five interceptions for 112 yards (22.4 avg.) and a touchdown, six pass breakups and a quarterback hurry. He ranks second in the MW in both interceptions per game (0.42, 10th nationally) and 12th in interception yards (112, 12th nationally). Kazee, who was on the Bednarik Award (collegiate defensive player of the year) and Jim Thorpe Award (top defensive back) watch lists, also is seventh in the league in passes defended (INT + PBU) per game (0.92), while leading the team in tackles on passing plays (26). He has backed a defense that ranks seventh in rushing (113.33), 11th in total (318.25), 19th in scoring (20.75) and 20th in pass efficiency (114.96).

Penny, chosen as a PR/KR on the first team, is SDSU's only special teams player of the year (also last year) and the only return specialist on the MW first team in league history (was also on the first team last year). On the season, Penny has returned 16 kicks for 462 yards (28.9 avg.), including two touchdowns (100 and 93 yards), while rushing 110 times for 878 yards (8.0 avg.) with nine touchdowns, and adding 12 catches for 207 yards (17.2 avg.) and another three scores. Penny, one of only 11 players in the country with at least nine rushing touchdowns and three receiving scores, and the only with two kick return TDs as well, ranks seventh in the nation (No. 1 in MW) in kick return average (28.8), despite being kicked away from most of the year. He's also ranked first in the MW (No. 2 nationally) in kick return touchdowns (2), sixth in all-purpose yards per game (32nd nationally, 128.92) and total touchdowns (34th nationally, 14), eighth in rushing yards per game (73.17) and 10th in rushing touchdowns (71st nationally, 9).

Siragusa, the first San Diego State offensive lineman to be named a first-team all-MW selection twice in league history, has started all 12 games at left guard, ranking as the fifth-best guard by Pro Football Focus and the third-best run blocker. Additionally he is the highest-rated offensive lineman on an Aztec unit that has produced 14 100-yard rushing games by three different backs this year. Siragusa has helped SDSU rush for a school-record 3,311 yards with still two games to go. He has not allowed a sack or a quarterback hit in 778 snaps on the season.

Barrett, the first Aztec defensive lineman to earn first-team all-MW honors multiple times, has 47 tackles (25 solo), and team highs of 6.5 sacks, 11 tackles for loss and 14 quarterback hurries, along with four pass breakups in 12 starts. Barrett, who also was an honorable-mention all-MW pick as a sophomore in 2014, is ranked fourth in the MW in sacks per game (0.54) and sixth in tackles for loss per game (0.92). In the 18-year history of the league (since 1999), only two other SDSU defensive linemen have earned first-team all-league honors (Antwan Applewhite in 2006 and Kabee Gbaja-Biamila in 1999).

Like Barrett, Munson improved from honorable mention in 2014 to first-team all-MW each of the past two years. On the season, Munson has a team-high 99 tackles, 41 more than the next player on the team. His 99 tackles are tied with Nat Berhe (2013) for the most in the Rocky Long defensive coordinator era (since 2009) and he still has two games remaining. He also has 13 quarterback hurries, to go along with 9.0 tackles for loss, 2.5 sacks and three pass breakups. Among the league leaders, Munson ranks ninth in the MW (68th nationally) in tackles per game (8.25). Munson is the third Aztec linebacker in the MW era to be named a first-team all-conference selection multiple times (also Miles Burris in 2010-11 and Morrison in 2002-04). He was a quarterfinalist for the Lott IMPACT Trophy and on the watch list, and on the watch list for the Nagurski Award (national defensive player of the year) and the Butkus Award (top linebacker).

Baron II, the first Aztec kicker on a MW first team in league history and just the third in program history (also Chris O'Brien in 1985 and Al Limahelu in 1970), is nearly perfect so far, going 17-for-19 in field goal attempts and 49-for-51 in PATs. Baron, a semifinalist for the Lou Groza Award (top kicker), leads the team with 100 points, and is ranked 13th nationally (third in the MW) in field goal percentage (.895), 22nd (second in MW) in points per game among kickers (8.33), 22nd (fourth in MW) in points per game (8.33) and 43rd (fourth in MW) in field goals per game (1.45). Among the single-season leaders at SDSU, he ranks tied for first in field goal percentage (.895), tied for fourth in field goals (17) and sixth in PATs (49). Baron has made 15 consecutive field goals from 50 or less yards, while kicking off 81 times for 5,056 yards (62.4 avg.), posting 25 touchbacks.

Arguably the best blocking tight end in the league, Wells earned his first all-conference honor by being named a second-team selection. He has started all 12 games at tight end, recording 20 catches for 254 yards (12.7 avg.) and four touchdowns. According to Pro Football Focus, Wells is rated as the sixth-best tight end and the sixth-best run blocker.

Brunskill also earned second-team honors at offensive right tackle after being named an honorable-mention pick as a tight end last year. Brunskill has blocked for a team that has produced 14 100-yard rushing games by three different backs this year and a school-record 3,311 yards with still two games to go. According to Pro Football Focus, he is rated as the 12th-best tackle and the fourth-best run blocker. Brunskill has also allowed just one sack in 781 snaps on the year.

Smith garnered second-team accolades after being an honorable-mention selection each of the past two seasons (2014-15). On the year, he has 50 tackles (28 solo), including two tackles for loss, a 28-yard interception for a touchdown and six pass breakups.

Kelley picked up honorable-mention accolades in his first season as a starter. On the year, Kelley has 34 tackles (15 solo), including 4.5 tackles for loss, three sacks for 19 yards and 11 quarterback hurries in 12 starts on the season.

Truxton is also an honorable-mention pick in his first season at SDSU, returning 24 punt returns for 250 yards and a league-best 10.4 average (19th nationally). He also has 10 catches for 147 yards (14.7 avg.) with three touchdowns, two rushes for 44 yards (22.0 avg.) and four kick returns for 61 yards (15.3 avg.).

2016 Mountain West All-Conference Football Awards (SDSU winners only)

Offensive Player of the Year: Donnel Pumphrey, Sr., RB, San Diego State

Defensive Player of the Year: Damontae Kazee, Sr., CB, San Diego State

Special Teams Player of the Year: Rashaad Penny, Jr., KR, San Diego State

First Team

RB Donnel Pumphrey, Sr.
OL Nico Siragusa, Sr.
DL Alex Barrett, Sr.
LB Calvin Munson, Sr.
DB Damontae Kazee, Sr.
PR/KR Rashaad Penny, Jr.
PK John Baron II, So.

Second Team

TE David Wells, Jr.
OL Daniel Brunskill, Sr.
DB Malik Smith, Sr.

Honorable Mention

DL Kyle Kelley, Sr.
PR Quest Truxton, Jr.

GEOLOGICAL BREAKDOWN

California (80)

Derrick Achayo, Curtis Anderson III, Troy Artopoulos, John Baron II, Nick Bawden, Jordan Becar, Garrett Binkley, Neil Boudreau, Josh Bringuel, Casey Brown, Thomas Browne, Daniel Brunskill, Israel Cabrera, Liam Cabrera, John Carroll, Troy Cassidy, Jerry Chaney, Christian Chapman, Jeff Clay, Parie Dedeaux, Jr., Taylor Dodds, Ryan Dunn, Marc Ellis, Chase Favreau, Brandon Fitzpatrick, Forrest Hanlon, Temerick Harper, Tayler Hawkins, Jay Henderson, Josh Hill, Mikah Holder, Keith Ismael, Chase Jasmin, Dwayne Johnson, Jr., Eric Judge, Damontae Kazee, Kyle Kelley, Ryan Krum, Isaac Lessard, Trey Lomax, Dru Mathis, Kendrick Mathis, Na'im McGee, Kwayde Miller, Kalan Montgomery, Damon Moore, Reggie Murphy, Dominic O'Brien, Zachary Oblea, Chibu Onyeukwu, Dwayne Parchment, Rashaad Penny, Ryan Pope, Daniel Prieto, Julian Rochelin, Dominic Rose, Joe Salcedo, Ryan Simmons, Nico Siragusa, Malik Smith, Ron Smith, Kyle Spalding, Keoni Stallworth, Marcus Stamps, Will Stricklin II, Kyahva Tezino, Grady Thomas, Trenton Thompson, Quest Truxton, Alex Valenzuela, Grady Vazquez, Kevin Walcott, Jimmy Walker, Kahale Warring, David Wells, Jay Williams, Kaylen Williams, Chad Woolsey, Tyler Wormhoudt, Austin Wyatt-Thayer

Texas (10)

Ryan Agnew, Myles Cheatum, Daishawn Dixon, Nick Gerhard, Kameron Kelly, Sergio Phillips, Tyler Roemer, Douglas Tucker II, Juwan Washington, Timothy Wilson, Jr.

Nevada (8)

Noble Hall, Parker Houston, Isiah Macklin, Tyler Morris, Conor Perkins, Donnel Pumphrey, Randy Ricks, Sam Tai

Arizona (4)

Turner Bernard, Alex Barrett, Antonio Rosales, Kyree Woods

Florida (2)

Jondarius Gardner, Darryl Richardson

Hawaii (2)

Ronley Lakalaka, Dakota Turner

Arkansas (1)

Parker Baldwin

Colorado (1)

Arthur Flores

Georgia (1)

Christian Cumberlander

Illinois (1)

Taylor Blain

Michigan (1)

Trenton Fincher

Missouri (1)

Calvin Munson

Oregon (1)

Kaelin Himphill

Tennessee (1)

Mason Hall

► Honors

John Baron | So. | Temecula, Calif. | Kicker

- * Lou Groza Collegiate Place-Kicker Semifinalist (Nov. 3)
- * Mountain West First Team - Mountain West Coaches & Media
- * Mountain West Special Teams Player of the Week (Oct. 31)
- * Lou Groza "Star of the Week" (Nov. 14)

Alex Barrett | Sr. | Mesa, Ariz. | Defensive End

- * Mountain West First Team - Mountain West Coaches & Media
- * SDSU Dr. R. Hardy/C.E. Peterson Memorial Trophy (team captain award)
- * SDSU's Defensive Lineman of the Year

Nick Bawden | Jr. | Los Gatos, Calif. | Fullback

- * *Pro Football Focus* First-Team All-American

Tanner Blain | Sr. | Lindenhurst, Ill. | Punter

- * Ray Guy Award Watch List
- * Mountain West Special Teams Player of the Week (Sept. 19)

Daniel Brunskill | Sr. | Valley Center, Calif. | Offensive Tackle

- * Burlsworth Trophy Nominee (best walk-on or former walk-on)
- * Mountain West Second Team - Mountain West Coaches & Media
- * Wuerffel Trophy Watch List (top community service)
- * SDSU's President's Award (highest standard of athletic and academic excellence)
- * SDSU's Offensive Lineman of the Year

Arthur Flores | Sr. | Denver, Colo. | Center

- * Rimington Trophy Fall Watch List (most outstanding center)
- * Rimington Trophy Spring Watch List (most outstanding center)
- * SDSU's President's Award (highest standard of athletic and academic excellence)

Parker Houston | Fr. | Sparks, Nev. | Tight End

- * SDSU's Outstanding Freshman Award

Damontae Kazee | Sr. | San Bernardino, Calif. | Cornerback

- * Chuck Bednarik Award Watch List (Collegiate Defensive Player of the Year)
- * Jim Thorpe Award Watch List (Top Defensive Back)
- * Mountain West Defensive Player of the Year
- * Mountain West First Team - Mountain West Coaches & Media
- * Mountain West Championship Most Valuable Defensive Player
- * SDSU Byron H. Chase Memorial Trophy (outstanding defensive player)
- * SDSU Dr. R. Hardy/C.E. Peterson Memorial Trophy (team captain award)

Kyle Kelley | Sr. | Irvine, Calif. | Defensive End

- * Mountain West Honorable Mention - Mountain West Coaches & Media

Calvin Munson | Sr. | St. Charles, Mo. | Linebacker

- * *Pro Football Focus* Second-Team All-American
- * Bronko Nagurski Trophy Watch List (National Defensive Player of the Year)
- * Chuck Bednarik Award Watch List (Collegiate Defensive Player of the Year)
- * Butkus Award Watch List (Top Linebacker)
- * Lott IMPACT Trophy (Integrity, Maturity, Performance, Academics, Community and Tenacity) Quarterfinalist
- * Mountain West First Team - Mountain West Coaches & Media
- * SDSU Dr. R. Hardy/C.E. Peterson Memorial Trophy (team captain award)

- * SDSU's Most Inspirational Player
- * Lott IMPACT Trophy Player of the Week (Sept. 12)

Rashaad Penny | Jr. | Norwalk, Calif. | Running Back/Kick Returner

- * Paul Hornung Award Watch List (Most Versatile Player)
- * Mountain West Special Teams Player of the Year
- * Mountain West First Team - Mountain West Coaches & Media
- * Mountain West Championship Most Valuable Offensive Player
- * SDSU's Most Valuable Special Teams Player
- * Mountain West Special Teams Player of the Week (Sept. 12)

Donnel Pumphrey | Sr. | Las Vegas, Nev. | Running Back

- * Doak Walker Award Finalist (Top Running Back)
- * Walter Camp First-Team All-American
- * *Sports Illustrated* First-Team All-American
- * Associated Press Second-Team All-American
- * FWAA Second-Team All-American
- * *The Sporting News* Second-Team All-American
- * *USA Today* Second-Team All-American
- * Maxwell Award Semifinalist (Collegiate Player of the Year)
- * Walter Camp Semifinalist (Collegiate Player of the Year)
- * Mountain West Offensive Player of the Year
- * Mountain West First Team - Mountain West Coaches & Media
- * SDSU John Simcox Memorial Trophy (team MVP)
- * SDSU's Byron H. Chase Memorial Trophy (outstanding offensive player)
- * SDSU Dr. R. Hardy/C.E. Peterson Memorial Trophy (team captain award)
- * CFP National Performer of the Year Trophy Watch List
- * Midseason All-American - *USA Today*, CBS Sports, ESPN, *Sports Illustrated*, *Sporting News*, Fox Sports
- * Maxwell Award Player of the Week (Sept. 15)
- * Two-Time Mountain West Offensive Player of the Week (Sept. 12 & Sept. 19)

Nico Siragusa | Sr. | Chula Vista, Calif. | Offensive Guard

- * *USA Today* First-Team All-American
- * Associated Press Third-Team All-American
- * Outland Trophy Watch List (Outstanding Interior Lineman)
- * Mountain West First Team - Mountain West Coaches & Media
- * SDSU Dr. R. Hardy/C.E. Peterson Memorial Trophy (team captain award)

Quest Truxton | Jr. | Newport Harbor, Calif. | Punt Returner

- * Mountain West Honorable Mention - Mountain West Coaches & Media
- * SDSU's Most Valuable Special Teams Player

Malik Smith | Sr. | Compton, Calif. | Warrior (Safety)

- * Mountain West Second Team - Mountain West Coaches & Media

Jwan Washington | Fr. | Kennedale, Texas | Running Back

- * SDSU's Outstanding Freshman Award

David Wells | Jr. | Clovis, Calif. | Tight End

- * Mountain West Second Team - Mountain West Coaches & Media



MOUNTAIN WEST

2016 MW Standings

West Division

	MW	Pct.	Overall	Pct.
San Diego State	6-2	.750	10-3	.769
Hawai'i	4-4	.500	6-7	.462
San José State	3-5	.375	4-8	.333
Nevada	3-5	.375	5-7	.417
UNLV	3-5	.375	4-8	.333
Fresno State	0-8	.000	1-11	.083

Mountain Division

	MW	Pct.	Overall	Pct.
Wyoming	6-2	.750	8-5	.615
Boise State	6-2	.750	10-2	.833
New Mexico	6-2	.750	8-4	.667
Air Force	5-3	.625	9-3	.750
Colorado State	5-3	.625	7-5	.583
Utah State	1-7	.125	3-9	.250

Last Week in the Mountain West

San Diego State 27, at Wyoming 24

MW Bowl Week

Saturday, Dec. 17

Gildan New Mexico Bowl | Albuquerque, N.M. | Noon MT | ESPN
New Mexico vs. UTSA

Las Vegas Bowl | Las Vegas, Nev. | 12:30 p.m. PT | ABC
San Diego State vs. Houston

MW Bowl Week (continued)

Wednesday, Dec. 21

SDCCU Poinsettia Bowl | San Diego, Calif. | 6 p.m. PT | ESPN
Wyoming vs. Brigham Young

Thursday, Dec. 22

Famous Idaho Potato Bowl | Boise, Idaho | 5 p.m. MT | ESPN
Colorado State vs. Idaho

Saturday, Dec. 24

Hawai'i Bowl | Honolulu, Hawai'i | 3 p.m. HT | ESPN
Hawai'i vs. Middle Tennessee

Tuesday, Dec. 27

Motel 6 Cactus Bowl | Phoenix, Ariz. | 7:15 p.m. PT | ESPN
Boise State vs. Baylor

Friday, Dec. 30

Nova Home Loans Arizona Bowl | Tucson, Ariz. | 2:30 p.m. PT | CI
Air Force vs. South Alabama

Charting the Opponents

New Hampshire (8-5, 6-2 CAA)

S.3	at San Diego State	L, 0-31
S.10	Holy Cross	W, 38-29
S.17	at Dartmouth	L, 21-22
S.24	at Rhode Island*	W, 39-17
O.1	William & Mary*	W, 21-12
O.8	at Elon*	W, 13-10
O.15	James Madison*	L, 39-42
O.22	at Towson*	W, 21-7
O.29	Stony Brook*	W, 43-14
N.12	Albany*	L, 25-36
N.19	at Maine*	W, 24-21
N.26	Lehigh	W, 64-21
D.3	at James Madison	L, 22-55

California (5-7, 3-6 Pac-12)

A.27	vs. Hawai'i	W, 51-31
O.10	at San Diego State	L, 40-45
O.17	Texas	W, 50-43
S.24	at Arizona State*	L, 41-51
O.1	Utah*	W, 28-23
O.8	at Oregon State*	L, 44-47
O.21	Oregon*	W, 52-49
O.27	at USC*	L, 24-45
N.5	Washington*	L, 27-66
N.12	at Washington State*	L, 21-56
N.19	Stanford*	L, 45-31
N.26	UCLA*	W, 36-10

Northern Illinois (5-7, 5-3 MAC)

S.3	at Wyoming	L, 34-40 (3ot)
S.10	at South Florida	L, 17-48
S.17	San Diego State	L, 28-42
S.24	Western Illinois	L, 23-28
O.1	at Ball State*	W, 31-24
O.8	at Western Michigan*	L, 30-45
O.15	Central Michigan*	L, 28-34
O.22	Buffalo*	W, 44-7
N.1	Bowling Green*	W, 45-20
N.9	vs. Toledo*	L, 24-31
N.16	at Eastern Michigan*	W, 31-24
N.25	at Kent State*	W, 31-21

South Alabama (6-6, 4-5 Sun Belt)

S.3	at Mississippi State	W, 21-20
S.10	Georgia Southern*	L, 9-24
S.17	at Louisiana-Lafayette*	L, 23-28
S.24	Nicholls State	W, 41-40 (ot)
O.1	San Diego State	W, 42-24
O.15	at Arkansas State*	L, 7-17
O.20	Troy*	L, 21-28
O.29	Georgia State*	W, 13-10
N.5	at Louisiana-Monroe*	L, 35-42 (ot)
N.19	Presbyterian	W, 31-7
N.26	at Idaho*	L, 31-38
D.3	New Mexico State*	W, 35-28
D.30	vs. Air Force	6:30 p.m. MT

UNLV (4-8, 3-5 MW)

S.1	Jackson State	W, 63-13
S.10	at UCLA	L, 21-42
S.17	at Central Michigan	L, 21-44
S.24	Idaho	L, 30-33 (ot)
O.3	Fresno State*	W, 45-20
O.8	San Diego State*	L, 7-26
O.15	at Hawai'i	W, 41-38
O.22	Colorado State*	L, 23-42
O.29	at San José State*	L, 24-30
N.12	Wyoming*	W, 69-66 (3ot)
N.18	at Boise State*	L, 25-42
N.26	Nevada*	L, 10-45

Fresno State (1-11, 0-8 MW)

S.3	at Nebraska	L, 10-43
S.10	Sacramento State	W, 31-3
S.17	at Toledo	L, 17-52
S.24	Tulsa	L, 41-48 (2ot)
O.1	at UNLV*	L, 20-45
O.8	at Nevada*	L, 22-27
O.14	San Diego State*	L, 3-17
O.22	at Utah State*	L, 20-38
O.28	Air Force*	L, 21-31
N.5	at Colorado State*	L, 0-37
N.19	Hawai'i*	L, 13-14
N.26	San José State*	L, 14-16

San José State (4-8, 3-5 MW)

S.3	at Tulsa	L, 10-45
S.10	Portland State	W, 66-35
S.17	Utah	L, 17-34
S.24	at Iowa State	L, 10-44
O.1	at New Mexico*	L, 41-48
O.8	Hawai'i*	L, 17-34
O.15	Nevada*	W, 14-10
O.22	at San Diego State*	L, 3-42
O.29	UNLV*	W, 30-24
N.4	at Boise State*	L, 31-45
N.19	Air Force*	L, 38-41
N.26	at Fresno State*	W, 16-14

Utah State (3-9, 1-7 MW)

S.1	Weber State	W, 45-10
S.10	at USC	L, 7-45
S.17	Arkansas State	W, 34-20
S.24	Air Force*	L, 20-27
O.1	at Boise State*	L, 10-21
O.8	at Colorado State*	L, 24-31
O.22	Fresno State*	W, 38-20
O.28	San Diego State*	L, 13-40
N.5	at Wyoming*	L, 28-52
N.12	New Mexico*	L, 21-24
N.19	at Nevada*	L, 37-38
N.26	at Brigham Young	L, 10-28

Hawai'i (6-7, 4-4 MW)

A.27	vs. California	L, 31-51
S.3	at Michigan	L, 3-63
S.10	Tennessee-Martin	W, 41-36
S.17	at Arizona	L, 28-47
O.1	Nevada*	W, 38-17
O.8	at San José State*	W, 34-17
O.15	UNLV*	L, 38-41
O.22	at Air Force*	W, 34-27
O.29	New Mexico*	L, 21-28
N.5	at San Diego State*	L, 0-55
N.12	Boise State*	L, 16-52
N.19	at Fresno State*	W, 14-13
N.26	Massachusetts	W, 46-40
D.24	Middle Tennessee	3 p.m. HT

Nevada (5-7, 3-5 MW)

S.3	Cal Poly	W, 30-27 (ot)
S.10	at Notre Dame	L, 10-39
S.17	Buffalo	W, 38-14
S.24	at Purdue	L, 14-24
O.1	at Hawai'i*	L, 17-38
O.8	Fresno State*	W, 27-22
O.15	at San José State*	L, 10-14
O.22	Wyoming*	L, 34-42
N.5	at New Mexico*	L, 26-35
N.12	San Diego State*	L, 16-46
N.21	Utah State*	W, 38-37
N.28	at UNLV*	W, 45-10

Wyoming (8-5, 6-2 MW)

S.3	Northern Illinois	W, 40-34 (3ot)
S.10	at Nebraska	L, 17-52
S.17	UC Davis	W, 45-22
S.23	at Eastern Michigan	L, 24-27
O.1	at Colorado State*	W, 38-17
O.8	Air Force*	W, 35-26
O.22	at Nevada*	W, 42-34
O.29	Boise State*	W, 30-28
N.5	Utah State*	W, 52-28
N.12	at UNLV*	L, 66-69 (3ot)
N.19	San Diego State*	W, 34-33
N.26	at New Mexico*	L, 35-56
D.3	San Diego State	L, 24-27
D.21	vs. Brigham Young	6 p.m. PT

Colorado State (7-5, 5-3 MW)

S.5	UC Davis	W, 31-17
S.2	vs. Colorado	L, 7-44
S.10	UTSA	W, 23-14
S.17	Northern Colorado	W, 47-21
S.24	at Minnesota	L, 24-31
O.1	Wyoming*	L, 17-38
O.8	Utah State*	W, 31-24
O.15	at Boise State*	L, 23-28
O.22	at UNLV*	W, 42-23
N.5	Fresno State*	W, 37-0
N.12	at Air Force*	L, 46-49
N.19	New Mexico*	W, 49-31
N.26	at San Diego State*	W, 63-31
D.22	vs. Idaho	5 p.m. MT

DONNEL PUMPHREY

#Pumphrey4Heisman

Running Back ■ 5-9, 180 ■ Sr.-3L
Las Vegas, Nev. (Canyon Springs High)

* Finalist for the Doak Walker Award (Top Running Back), and a semifinalist for the Maxwell Award (College Player of the Year) and the Walter Camp Award (Collegiate Player of the Year)

* 2016 Midseason First-Team All-American by *USA Today*, *Sports Illustrated*, *ESPN*, *Sporting News*, *CBS Sports* and *FOX Sports*

* Two-Time Mountain West Offensive Player of the Year (2015-16)

* Three-Time First-Team all-Mountain West (2014-16)

Enters the Las Vegas Bowl game ranked second in NCAA history with 6,290 rushing yards ... Also is seventh in all-purpose yards (7,374), ninth in career rushing touchdowns (61) and overall touchdowns (66) ... Is the first player in NCAA FBS history with at least 5,000 rushing yards (or 6,000 rushing yards) and 1,000 receiving yards ... Currently ranks second in FBS in rushing yards (2,018), rushing yards per game (155.2) and all-purpose yards (2,229), and in a tie for ninth in rushing touchdowns (16) ... Is one of four players in FBS to lead his team in rushing yards and receptions (also accomplished the feat last year) ... Is averaging more rushing yards per game (155.2) than 39 other teams in FBS play and would rank 90th as a "team."

PUMPHREY HIGHLIGHTS

- Career: 32, 100-Yard Rushing Games | 14, 150-Yard Rushing Games | 6, 200-Yard Rushing Games
- 2016 Season: 10, 100-Yard Rushing Games | 6, 150-Yard Rushing Games | 4, 200-Yard Rushing Games
- 2015 Season: 9, 100-Yard Rushing Games, 3, 150-Yard Rushing Games
- 2014 Season: 10, 100-Yard Rushing Games, 4, 150-Yard Rushing Games, 2, 200-Yard Rushing Games
- 16 Career Games With Multiple Rushing Touchdowns, Including 3 Or More Five Times (Twice in 2016)

PUMPHREY 2016 GAME-BY-GAME

2016	Att.	Yds.	TD	Rec.	Yds.	TD
New Hampshire	21	98	1	4	41	0
California	29	281	3	4	29	0
at Northern Illinois	23	220	3	1	-3	0
at South Alabama	25	151	1	2	7	0
UNLV*	31	141	1	7	57	0
at Fresno State*	38	220	2	0	0	0
San Jose State*	24	135	2	2	14	0
at Utah State*	32	223	0	0	0	0
Hawaii**	21	112	0	0	0	0
at Nevada*	26	198	1	0	0	0
at Wyoming*	17	76	0	5	52	0
Colorado State*	18	53	1	1	8	0
at Wyoming	25	110	1	0	0	0
Total	330	2,018	16	26	205	0
Career	1,040	6,290	61	99	1,015	5

SDSU RECORD WITH PUMPHREY

Career Games Played/Games Started	53/41
SDSU Record	37-16

Rushing Touchdowns In a Game (SDSU Record)

1: 22 times (15-7)	1 or more: 38 times (29-9)
2: 10 times (8-2)	2 or more: 16 times (14-2)
3: 5 times (5-0)	3 or more: 6 times (6-0)
4: 1 time (1-0)	

Rushing Yards In a Game (SDSU Record)

100-Yard Games:	32 (27-5)
150-Yard Games:	14 (13-1)
200-Yard Games:	6 (6-0)



ALL-TIME NCAA LEADERS

RUSHING YARDS

Rk.	Name, School	Years	YDS
1.	Ron Dayne, Wisconsin	1996-97-98-99	6,397
2.	Donnel Pumphrey, SDSU 2013-14-15-16		6,290
3.	Ricky Williams, Texas	1995-96-97-98	6,279
4.	Tony Dorsett, Pittsburgh	1973-74-75-76	6,082
5.	DeAngelo Williams, Memphis	2002-03-04-05	6,026
6.	Charles White, USC	1976-77-78-79	5,598
7.	Travis Prentice, Miami (OH)	1996-97-98-99	5,596
8.	Cedric Benson, Texas	2001-02-03-04	5,540
9.	Damion Feltcher, So. Miss.	2006-07-08-09	5,302
10.	LaDainian Tomlinson, TCU	1997-98-99-00	5,263

RUSHING TOUCHDOWNS

Rk.	Name, School	Years	TD
1.	Keenan Reynolds, Navy	2012-13-14-15	88
2.	Montee Ball, Wisconsin	2009-10-11-12	77
3.	Travis Prentice, Miami (OH)	1996-97-98-99	73
4.	Kenneth Dixon, Louisiana Tech	2012-13-14-15	72
	Ricky Williams, Texas	1995-96-97-98	72
6.	Cedric Benson, Texas	2001-02-03-04	64
	Anthony Thompson, Indiana	1986-87-88-89	64
8.	Ron Dayne, Wisconsin	1996-97-98-99	63
9.	Donnel Pumphrey, SDSU 2013-14-15-16		61
10.	Eric Crouch, Nebraska	1998-99-00-01	59
	Colin Kaepernick, Nevada	2007-08-09-10	59

OVERALL TOUCHDOWNS

Rk.	Name, School	Years	TD
1.	Keenan Reynolds, Navy	2012-13-14-15	88
2.	Kenneth Dixon, Louisiana Tech	2012-13-14-15	87
3.	Montee Ball, Wisconsin	2009-10-11-12	83
4.	Travis Prentice, Miami (OH)	1996-97-98-99	78
5.	Ricky Williams, Texas	1995-96-97-98	75
6.	Taurean Henderson, Texas Tech	2002-03-04-05	69
7.	Brack Forsey, Boise State	1999-00-01-02	68
8.	Cedric Benson, Texas	2001-02-03-04	67
9.	Donnel Pumphrey, SDSU 2013-14-15-16		66
10.	DeMarco Murray, Oklahoma	2007-08-09-10	65
	Anthony Thompson, Indiana	1986-87-88-89	65

ALL-PURPOSE YARDS

Rk.	Name, School	Years	YDS
1.	Damaris Johnson, Tulsa	2008-09-10	7,796
2.	Brandon West, Western Mich.	2006-07-08-09	7,764
3.	C.J. Spiller, Clemson	2006-07-08-09	7,588
4.	DeAngelo Williams, Memphis	2002-03-04-05	7,573
5.	T.Y. Hilton, Florida International	2008-09-10-11	7,498
6.	Tyron Carrier, Houston	2008-09-10-11	7,490
7.	Donnel Pumphrey, SDSU 2013-14-15-16		7,374
8.	Tavon Austin, West Virginia	2009-10-11-12	7,284
9.	Ricky Williams, Texas	1995-96-97-98	7,206
10.	Ameer Abdullah, Nebraska	2011-12-13-14	7,186

2016 NCAA LEADERS

RUSHING YARDS

Rk.	Name, School	Cl.	GP	Yards
1.	D'Onta Foreman, Texas	Jr.	11	2,028
2.	Donnel Pumphrey, SDSU	Sr.	13	2,018
3.	Aaron Jones, UTEP	Jr.	12	1,773
4.	Brian Hill, Wyoming	Jr.	13	1,767
5.	Jeremy McNichols, Boise State	Jr.	12	1,663

RUSHING YARDS PER GAME

Rk.	Name, School	Cl.	Yds.	RYPG
1.	D'Onta Foreman, Texas	Jr.	2,028	184.36
2.	Donnel Pumphrey, SDSU	Sr.	2,018	155.23
3.	Aaron Jones, UTEP	Jr.	1,773	147.75
4.	Christian McCaffrey, Stanford	Jr.	1,603	145.73
5.	Jeremy McNichols, Boise State	Jr.	1,663	138.58

ALL-PURPOSE YARDS

Rk.	Name, School	Cl.	GP	Yards
1.	Christian McCaffrey, Stanford	Jr.	11	2,327
2.	Donnel Pumphrey, SDSU	Sr.	13	2,229
3.	Carlos Henderson, Louisiana Tech	Jr.	12	2,207
4.	Jeremy McNichols, Boise State	Jr.	12	2,185
5.	Joe Mixon, Oklahoma	So.	11	2,151

2016 NCAA LEADERS (CONTINUED)

RUSHING YARDS PER CARRY (min. 220 att.)

Rk.	Name, School	Cl.	Att.	RYPG
1.	Aaron Jones, UTEP	Jr.	229	7.74
2.	I'Tavius Mathers, Middle Tenn.	Sr.	220	6.84
3.	Lamar Jackson, Louisville	So.	234	6.57
4.	James Flanders, Tulsa	Sr.	241	6.34
5.	Christian McCaffrey, Stanford	Jr.	253	6.34
8.	Donnel Pumphrey, SDSU	Sr.	330	6.11

RUSHING TOUCHDOWNS

Rk.	Name, School	Cl.	GP	TD
1.	Will Worth, Navy	Sr.	12	25
2.	Anthony Wales, Western Kentucky	Sr.	12	24
3.	Jeremy McNichols, Boise State	Jr.	12	23
4.	Lamar Jackson, Louisville	Sr.	12	21
	Brian Hill, Wyoming	Jr.	12	21
9.	Donnel Pumphrey, SDSU	Sr.	13	16

TOTAL TOUCHDOWNS

Rk.	Name, School	Cl.	GP	TD
1.	Jeremy McNichols, Boise State	Jr.	12	27
2.	Anthony Wales, Western Kentucky	Sr.	12	26
3.	Will Worth, Navy	Sr.	12	25
4.	Carlos Henderson, Louisiana Tech	Jr.	12	21
	Lamar Jackson, Louisville	Sr.	12	21
	Brian Hill, Wyoming	Jr.	13	21
18.	Donnel Pumphrey, SDSU	Sr.	13	16

SDSU RECORD BOOK

YARDS RUSHING/CAREER

Rk.	Name, Seasons	Yards
1.	Donnel Pumphrey, 2013-14-15-16	6,290
2.	Marshall Faulk, 1991-92-93	4,589
3.	Larry Ned, 1998-99-00-01	3,562
4.	Ronnie Hillman, 2010-11	3,243
5.	Adam Muema, 2011-12-13	2,852

1,000-YARD RUSHING SEASONS/CAREER

Rk.	Name, Seasons	Times
1.	Donnel Pumphrey, 2014-15	3
	Marshall Faulk, 1991-92-93	3
3.	Adam Muema, 2012-13	2
	Ronnie Hillman, 2010-11	2
	Paul Hewitt, 1987-88	2

YARDS RUSHING/SEASON

Rk.	Name, Season	Yards
1.	Donnel Pumphrey, 2016	2,018
2.	Donnel Pumphrey, 2014	1,867
3.	George Jones, 1995	1,842
4.	Ronnie Hillman, 2011	1,711
5.	Donnel Pumphrey, 2015	1,653

100-YARD RUSHING GAMES/CAREER

Rk.	Name, Seasons	Games
1.	Donnel Pumphrey, 2013-14-15-16	32
2.	Marshall Faulk, 1991-92-93	23
3.	Ronnie Hillman, 2010-11	15
4.	Adam Muema, 2011-12-13	14
	George Jones, 1995-96	14

100-YARD RUSHING GAMES/SEASON

Rk.	Name, Season	Games
1.	Donnel Pumphrey, 2016	10
	Donnel Pumphrey, 2014	10
3.	Donnel Pumphrey, 2015	9
	Ronnie Hillman, 2011	9
	George Jones, 1995	9

SDSU RECORD BOOK (CONTINUED)

150-YARD RUSHING GAMES/CAREER

Rk.	Name, Seasons	Games
1.	Marshall Faulk, 1991-92-93	16
2.	Donnel Pumphrey, 2013-14-15-16	14
3.	Ronnie Hillman, 2010-11	12
4.	George Jones, 1995-96	8
5.	Larry Ned, 1998-99-00-01	7

200-YARD RUSHING GAMES/CAREER

Rk.	Name, Seasons	Games
1.	Marshall Faulk, 1991-92-93	7
2.	Donnel Pumphrey, 2013-14-15-16	6
3.	Larry Ned, 1998-99-00-01	4
	George Jones, 1995-96	4
5.	Ronnie Hillman, 2010-11	3

CONSECUTIVE 100-YARD RUSHING GAMES

Rk.	Name, Dates	Games
1.	Marshall Faulk, 11/9/91-10/24/92	10
2.	Donnel Pumphrey, 9/10/16-11/12/16	9
3.	Donnel Pumphrey, 10/3/15-11/28/15	8
	George Jones, 9/28/95-11/18/95	8
5.	Ronnie Hillman, 11/27/10-9/24/11	6

RUSHING TOUCHDOWNS/CAREER

Rk.	Name, Seasons	TD
1.	Donnel Pumphrey, 2013-14-15-16	61
2.	Marshall Faulk, 1991-92-93	57
3.	Ronnie Hillman, 2010-11	36
	Larry Ned, 1998-99-00-01	36
5.	Adam Muema, 2011-12-13	34
	George Jones, 1995-96	34

RUSHING TOUCHDOWNS/SEASON

Rk.	Name, Season	TD
1.	George Jones, 1995	23
2.	Marshall Faulk, 1993	21
	Marshall Faulk, 1991	21
4.	Donnel Pumphrey, 2014	20
5.	Ronnie Hillman, 2011	19
7.	Donnel Pumphrey, 2015	17
9.	Donnel Pumphrey, 2016	16

OVERALL TOUCHDOWNS/CAREER

Rk.	Name, Seasons	TD
1.	Donnel Pumphrey, 2013-14-15-16	66
2.	Marshall Faulk, 1991-92-93	62
3.	Ronnie Hillman, 2010-11	38
4.	Adam Muema, 2011-12-13	36
5.	George Jones, 1995-96	34
	Paul Hewitt, 1987-88	34

OVERALL POINTS/CAREER

Rk.	Name, Seasons	Pts.
1.	Donnel Pumphrey, 2013-14-15-16	396
2.	Marshall Faulk, 1991-92-93	376
3.	Andy Trakas, 1989-90-91-92	338
4.	Peter Holt, 1993-94-95-96	303
5.	Garrett Palmer, 2004-05-06-07	260

ALL-PURPOSE YARDS/CAREER

Rk.	Name, Seasons	Yards
1.	Donnel Pumphrey, 2013-14-15-16	7,374
2.	Marshall Faulk, 1991-92-93	5,595
3.	Darnay Scott, 1991-92-93	4,658
4.	Monty Gilbreath, 1986-87-88-89	4,608
5.	Colin Lockett, 2010-11-12-13	4,376

ALL-PURPOSE YARDS/SEASON

Rk.	Name, Seasons	Yards
1.	Donnel Pumphrey, 2016	2,229
2.	Marshall Faulk, 1993	2,174
3.	Donnel Pumphrey, 2015	2,069
4.	Donnel Pumphrey, 2014	2,027
5.	Ronnie Hillman, 2011	1,981

SAN DIEGO STATE ATHLETIC DEPARTMENT

NATIONAL RANKINGS

■ Highest Combined Football and Men's Basketball Winning Percentage Since the Start of 2010-11 Season*

Rk.	School	W	L	Pct.
1.	Ohio State	251	69	78.4%
2.	Louisville	243	76	76.2%
3.	Wisconsin	241	82	74.6%
4.	San Diego State	235	80	74.6%
5.	Oregon	235	86	73.2%
6.	Michigan State	235	88	72.8%
7.	North Carolina	234	90	72.2%
8.	Duke	228	89	71.9%
9.	Arizona	227	91	71.4%
10.	Brigham Young	221	94	70.2%
11.	Kentucky	223	98	69.5%
12.	Baylor	214	96	69.0%
13.	Notre Dame	213	96	68.9%
14.	Florida	219	99	68.9%
15.	Florida State	212	99	68.2%
16.	Boise State	201	96	67.7%
17.	Oklahoma	203	97	67.7%
18.	Cincinnati	206	99	67.5%
19.	Alabama	208	100	67.5%
20.	Michigan	208	104	66.7%
21.	Syracuse	205	105	66.1%
22.	Stanford	203	104	66.1%
23.	Kansas	206	111	65.0%
24.	Middle Tennessee	193	107	64.3%
25.	Kansas State	192	108	64.0%

* through games as of Dec. 11, 2016

■ Highest Combined Football, Men's Basketball and Women's Basketball Winning Percentage Since the Start of 2011-12 Season*

Rk.	School	W	L	Pct.
1.	Baylor	364	90	80.2%
2.	Notre Dame	353	95	78.8%
3.	Louisville	347	99	77.8%
4.	Stanford	330	114	74.3%
5.	Duke	322	114	73.9%
6.	Connecticut	328	120	73.2%
7.	Kentucky	319	122	72.3%
8.	Ohio State	314	121	72.2%
9.	Michigan State	312	126	71.2%
10.	Brigham Young	306	125	71.0%
11.	North Carolina	311	132	70.2%
12.	Middle Tennessee	298	129	69.8%
13.	Maryland	301	132	69.5%
14.	Florida State	291	136	68.1%
15.	Oklahoma	282	138	67.1%
16.	Syracuse	290	142	67.1%
17.	South Carolina	283	139	67.1%
18.	San Diego State	281	140	66.7%
19.	Miami (FL)	275	144	65.6%
20.	Michigan	282	149	65.4%
21.	Texas A&M	275	147	65.2%
22.	Florida	279	151	64.9%
23.	Oregon	273	154	63.9%
24.	West Virginia	271	153	63.9%
25.	Georgia	263	149	63.8%

* through games as of Dec. 4, 2016



Aztecs Rising

Over the past several seasons, San Diego State has established itself as one of the premier athletic programs in the country.

- Since 2010, SDSU has had nine different athletic programs finish in the top 25 of an NCAA Championship — men's basketball (four times), women's basketball, men's golf (five times), women's soccer, softball (three times), men's tennis, women's indoor track and field (two times), women's outdoor track and field (five times) and water polo.
- Since the beginning of the 2012-13 academic year, SDSU has claimed 32 Mountain West championships, more than any other conference member during that span.
- SDSU is one of three teams in the country to have advanced to six straight bowl games and play in an NCAA sponsored men's basketball postseason event each of the last 11 seasons (also Brigham Young and Michigan State).

2016-17 Update

- **Cross Country (33-48, 2-0 MW)** - San Diego State finished with its third-best Mountain West Cross Country Championship 6K team time in 17 years en route to a ninth-place finish at the Mountain West Championships on Oct. 28. Their 1:53:09.8 team time was their 15th lowest since 2001 and third best this season. The team finished their season with the second-best NCAA Regional 6K time in the program's history on Nov. 11. Senior Christine Kent was the team's top finisher in the regional 6K. Kent also led the team in five of seven races this year.
- **Men's Soccer (9-4-6; 4-3-3 Pac-12)** - Nationally ranked for much of the season, the men's soccer team finished the year third in the Pac-12, its highest finish in league play since 2011, and earned the program's ninth berth to the NCAA Tournament. In its postseason game atop SDSU Sports Deck against UNLV, SDSU tied the Rebels, 1-1, but fell in penalty kicks, 6-5. Seven Aztecs captures all-league honors, the team's second-highest total since SDSU joined the league in 2005.
- **Women's Soccer (10-7-4; 6-2-3 MW)** - San Diego State's season ended dramatically for the second straight season, as the Aztecs fell to UNLV in the Mountain West Tournament championship game on penalty kicks, 4-3. Senior midfielder Victoria Barba registered the ninth hat trick in SDSU hat trick in the game and was named to the All-Tournament team after her netting six goals over the course of the Championship, a league record. Also named to the All-Tournament team were senior defender Jen Rupey and junior defender Stacie Moran.
- **Volleyball (17-15, 9-9 MW)** - SDSU finished the season with a league mark of .500 or better for the seventh consecutive season. The Aztecs also took sixth in the final league standings at 9-9. Sophomores Deja Harris and Alexandra Psoma were each named to the all-Mountain West volleyball team for their performances during the recently completed 2016 season.
- **Men's Basketball (4-4; 0-0 MW)** - SDSU is in the midst of a busy stretch, playing its second game in three days against Alabama State on Mon., Dec. 12. The Aztecs are mired in a three-game losing streak, coming off of a 74-63 home defeat to Arizona State. Jeremy Hemsley leads the team's offensive charge with an average of 17.1 points per game.
- **Women's Basketball (3-6; 0-0 MW)** - The Aztecs have opened the 2016-17 campaign with a 3-6 mark, most recently beating at UC Santa Barbara at home, 84-70, behind its best offensive performance of the year. The team is led offensively this year by McKynzie Fort's 15.8 points per game. SDSU is off until a road contest at Cal State Fullerton on Thurs., Dec. 22.

SAN DIEGO STATE FOOTBALL



Under the direction of sixth-year head coach Rocky Long, San Diego State has made a dramatic turnaround.

- SDSU is one of 21 schools nationally to appear in bowl games each of the last seven seasons. San Diego State is one of only two California schools to appear in seven consecutive bowl games (Stanford) and is one of only two current Mountain West schools to appear in bowl games in 2010, 2011, 2012, 2013, 2014, 2015 and 2016 (Boise State), and one of two from the "Group of 5" conferences (Boise State).
- With bowl game appearances in a school-record seven straight seasons, the Aztecs have equaled their total number of bowls played in the 59 prior seasons (1951 through 2009).
- Long's impact has been felt almost immediately, first as the defensive coordinator in 2009-10 and then as the head coach since 2011. SDSU went without a winning season for the 10 straight years from 2000-09 when it won 32.2 percent of its games and owned one of the nation's worst records. Below is a look at the dramatic turnaround.

Time	W-L (Pct.)	NCAA Rk.	Bowl Games	Winning Seasons
2000-09 (Previous 10 Seasons)	38-80 (.322)	106	0	0
Since 2010	62-30 (.674)	20	7	7

- With 62 wins in their last 92 games (62-30 since the beginning of the 2010 campaign), the Aztecs have equaled their win total from the previous 163 games (62-101).
- The 52 victories from 2010-15 is the highest win-total over a six-year span since the Aztecs went 55-9-2 from 1972-77.

SDSU is one of two schools to play in seven straight football bowl games and play in a NCAA sponsored men's basketball event (NCAA or NIT) each of the last 11 seasons.



INSIDE THE NUMBERS

■ California Schools Football Winning Percentage / Since Fall of 2010

Rk.	School	W	L	Pct.	Bowls
1.	Stanford	75	18	.806	6
2.	San Diego State	62	30	.674	6
3.	USC	61	30	.670	4
4.	UCLA	51	40	.560	5
5.	Fresno State	42	48	.467	4
6.	San José State	36	51	.414	2
7.	California	34	52	.395	2

■ Most Coaching Victories Through First Five Seasons / San Diego State

Rk.	Coach	Wins	Seasons
1.	Claude Gilbert	45	1973-74-75-76-77
2.	Rocky Long	43	2011-12-13-14-15
3.	Don Coryell	38	1961-62-63-64-65
4.	Ted Tollner	32	1994-95-96-97-98
5.	Al Luginbill	31	1989-90-91-92-93

■ All-Time Mountain West Coaching Victories

Rk.	Coach	Wins
1.	Rocky Long	115
2.	Gary Patterson	77
3.	Troy Calhoun	76
4.	Sonny Lubick	59
5.	Kyle Whittingham	57

■ Current Mountain West Coaching Victories (counts only wins while at an MW school)

Rk.	School	Wins
1.	Rocky Long	115
2.	Troy Calhoun	76
3.	Bryan Harsin	32
4.	Tim DeRuyter	30
5.	Matt Wells	28

SDSU is one of two California football teams - FBS or NFL - to reach the postseason in each of the last seven seasons. SDSU has the second-best football record in California, trailing only Stanford, since the start of the 2010 campaign.



LONG'S SITUATIONAL RECORD

Overall	118-95
at San Diego State	53-26
at New Mexico	65-69
Home	69-40
San Diego, Calif.	30-11
Albuquerque, N.M.	39-29
Road	47-51
at San Diego State	21-14
Neutral	2-4
Scoring 41+ Points	33-1
Scoring 20+ Points	116-39
Allowing 20- Points	71-14
Conference Games	77-52
MW Games	76-45
3-Point or Closer	21-16
7-Point or Closer	43-35

THE LONG FACTOR

Below is a look at the two seasons prior to Rocky Long joining the SDSU staff, the next two seasons in which he served as the Aztecs' defensive coordinator and the last five-plus seasons in which he is the head coach (and defensive coordinator):

Category	2007-08	09-10	11-16
Record	6-18	13-12	53-26
MW Record	3-13	7-9	36-11
Opp. PPG	35.8	26.1	23.0
Opp. Total Offense/G	479.5	367.3	346.9

BOWL GAMES AS A COACH

San Diego State	UCLA
2016 Las Vegas Bowl	1998 Cotton Bowl
2015 Hawai'i Bowl	
2014 Poinsettia Bowl	
2013 Famous Idaho Potato Bowl	
2012 Poinsettia Bowl	
2011 New Orleans Bowl	
2010 Poinsettia Bowl	

New Mexico

2007 New Mexico Bowl
2006 New Mexico Bowl
2004 Emerald Bowl
2003 Las Vegas Bowl
2002 Las Vegas Bowl

MOUNTAIN WEST VICTORIES

Rk.	Name, Team	Wins
1.	Rocky Long, UNM-SDSU*	115
2.	Gary Patterson, TCU	77
3.	Troy Calhoun, Air Force*	76
4.	Sonny Lubick, Colorado State	59
5.	Kyle Whittingham, Utah	57

Includes all victories while team was in the league since the inception of the MW.

* - indicates current active coach in the MW



ROCKY LONG

Three-Time Mountain West Coach of the Year (2002, 2012, 2015)

Sixth Season As San Diego State Head Coach (53-26) | Eighth Season As Def. Coord. At SDSU
17th Season Overall As Head Coach (118-95)

DID YOU KNOW?

- Was one of four NCAA players who visited U.S. servicemen in Vietnam in the summer of 1971, spending two weeks visiting different U.S. bases
- Bobby Knight paid Long a home visit and recruited the two-sport athlete to play basketball at Army
- Left New Mexico as the all-time leading rusher (2,071 yards) and threw just 23 interceptions in 30 career games

COACHING HIGHLIGHTS

- Has the most all-time victories in the Mountain West with 115 (three of his previous 118 wins came in the WAC).
- Was named the Mountain West Coach of the Year in 2002 and again in 2012.
- In his 16th season as a head coaching experience and has spent 18-plus seasons as a defensive coordinator.

AT SAN DIEGO STATE

- Became San Diego State's 18th head football coach on Jan. 12, 2011.
- Was the defensive coordinator at SDSU from 2009-10.
- In 2012, led the Aztecs to a share of the Mountain West title at 7-1. It was San Diego State's first Mountain West championship and first league title since 1998. The Aztecs then won the MW title last year, defeating Air Force, 27-24, in the MW Championship game.

COACHING PRIOR TO SAN DIEGO STATE

- Compiled a school-record 65 victories and led the Lobos to five bowl game appearances in his final seven seasons. His teams were bowl eligible in seven of his last eight campaigns.
- In his final nine seasons in Albuquerque, Long's defensive units ranked among the top 30 in fewest yards allowed six times and among the top 40 against the rush every year. In both 2001 and 2003, New Mexico's defense ranked fifth nationally in fewest rushing yards allowed per game.
- While at New Mexico, he coached 13 players selected in the NFL Draft, 10 players who earned All-America honors and had a MWC-high 34 first-team all-conference selections since 2003.
- Prior to accepting the head coaching position at New Mexico, Long served as defensive coordinator for 12 seasons at three different schools. He was the defensive coordinator for two years under Bob Toledo at UCLA in 1996-97, for five seasons at Oregon State from 1991-95, and for five campaigns at Wyoming from 1981-85.
- Also served as an assistant coach at TCU, with the CFL's British Columbia team and started his career at New Mexico as a graduate assistant coach in 1972.

PLAYING EXPERIENCE:

- Originally a defensive back, Long became a three-year starter at quarterback for the Lobos from 1969-71. He earned team most valuable player honors and was the Western Athletic Conference Offensive Player of the Year as a senior.
- Long played professionally in the CFL with British Columbia in 1972-73 and 1975-76. He also competed in the World Football League with the Detroit Wheels in 1974.
- Attended Alta Loma High School in Alta Loma, Calif.

PERSONAL:

- Both of Long's daughters are head coaches at the university level. Roxanne was hired in July of 2012 as the head women's basketball coach at Rogers State University (NAIA) in Claremore, Okla., after four years in the same position at Texas Lutheran (NCAA Division III). Hannah, meanwhile, is the head volleyball coach at Southwestern University, an NCAA Division III school in Georgetown, Texas. She is a four-time conference coach of the year, having compiled a 306-79 (.795) record in 10 years, including a pair of regional finals appearances in 2008 and 2009.

Rocky Long Head Coaching Record

Year	Record	League	Finish	Home	Away	Neutral	Bowl Game
1998	New Mexico 3-9	1-7	7th, WAC	2-4	1-5		
1999	New Mexico 4-7	3-4	T-5th, MW	3-3	1-4		
2000	New Mexico 5-7	3-4	T-5th, MW	3-3	2-4		
2001	New Mexico 6-5	4-3	T-3rd, MW	4-2	2-3		
2002	New Mexico 7-7	5-2	2nd, MW	5-1	2-5	0-1	Las Vegas Bowl, UCLA (L, 13-27)
2003	New Mexico 8-5	5-2	2nd, MW	5-2	3-2	0-1	Las Vegas Bowl, Oregon State (L, 14-55)
2004	New Mexico 7-5	5-2	2nd, MW	3-2	4-2	0-1	Emerald Bowl, Navy (L, 19-34)
2005	New Mexico 6-5	4-4	T-4th, MW	2-3	4-2		
2006	New Mexico 6-7	4-4	5th, MW	3-5	3-2		New Mexico Bowl, San José State (L, 12-20)
2007	New Mexico 9-4	5-3	T-3rd, MW	6-1	3-3		New Mexico Bowl, Nevada (W, 23-0)
2008	New Mexico 4-8	2-6	T-6th, MW	3-3	1-5		
UNM TOTALS	65-69	41-41		39-29	26-37	0-3	1-4
Year	Record	League	Finish	Home	Away	Neutral	Bowl Game
2011	San Diego State 8-5	4-3	4th, MW	4-3	4-1	0-1	New Orleans Bowl, La.-Lafayette (L, 30-32)
2012	San Diego State 9-4	7-1	T-1st, MW	6-2	3-2		Poinsettia Bowl, Brigham Young (L, 6-23)
2013	San Diego State 8-5	6-2	2nd, MW-West	3-3	4-2	1-0	Famous Idaho Potato Bowl, Buffalo (W, 49-24)
2014	San Diego State 7-6	5-3	T-1st, MW-West	6-1	1-5		Poinsettia Bowl, Navy (L, 16-17)
2015	San Diego State 11-3	8-0	1st, MW	6-1	4-2	1-0	Hawai'i Bowl, Cincinnati (W, 42-7)
2016	San Diego State 10-3	6-2	1st, MW	5-1	5-2		Las Vegas Bowl, Houston (Dec. 17)
SDSU TOTALS	53-26	36-11		30-11	21-14	2-1	2-3
OVERALL TOTALS	118-95	77-52		69-40	47-51	2-4	3-6

AZTEC COACHING STAFF



Rocky Long

FIELD

HC/Def. Coord., 6th Year (New Mexico '74)

- Named SDSU's head coach on Jan. 12, 2011, after serving two seasons as the defensive coordinator.
- Has 16 years of head coaching experience (New Mexico, 1998-2008) and 18 years service as a defensive coordinator (San Diego State, 2009-; UCLA, 1996-97; Oregon State, 1991-95; Wyoming, 1981-85).
- Owns the most victories of any Mountain West head coach in the league's history. Was named the league's coach of the year in 2002, 2012 and 2015.



Jeff Horton

FIELD

Assoc. HC/OC/RBs, 6th Year (Nevada '81)

- Spent the final five games of 2011 as the interim head coach at Minnesota, leading the Gophers to a 2-3 record (team was 1-6 before his promotion) with victories over bowl-bound Illinois and Iowa.
- Also had head coaching stints at UNLV (1994-98) and Nevada (1993).
- Started his collegiate coaching career in 1984 as a graduate assistant at Minnesota under legendary head coach Lou Holtz.



Bobby Hauck

FIELD

Assoc. HC/Special Teams Coord., 2nd Year (Montana '88)

- Enters his second season as SDSU's special teams coordinator and his first as an associate head coach.
- Served as a head coach from 2003-14, with stops at Montana (2003-09) and UNLV (2010-14).
- Has coached special teams in 23 of the past 24 seasons.
- Has coached in the Mountain West, Pac-12 (three different schools) in addition to his extensive experience in the FCS.



Zach Arnett

FIELD

Linebackers, 6th Year (New Mexico '09)

- Was promoted to linebackers coach in the spring of 2014 after spending three years as a defensive graduate assistant.
- Played collegiately for four seasons at New Mexico under current San Diego State head coach Rocky Long.
- Served as a team captain for the Lobos as a senior in 2008, helping UNM rank 36th nationally in rushing defense.
- Also excelled in the classroom, earning first-team Academic All-America honors in 2008.



Hunkie Cooper

FIELD

Wide Receivers, 2nd Year (UNLV '91)

- Previously served as the head coach at Canyon Springs High School (Las Vegas, Nev.) from 2009-14.
- Led CSHS to the Sunrise Region playoffs all six seasons and was a three-time Northeast Sunrise Divisional Coach-of-the-Year honoree.
- Was selected the fifth-greatest player in Arena Football League history by the league's Silver Anniversary Committee.
- Played under current offensive coordinator and associate head coach Jeff Horton at UNLV.



Danny Gonzales

FIELD

Safeties, 6th Year (New Mexico '98)

- Previously worked with SDSU head coach Rocky Long at New Mexico as a defensive graduate assistant (1999-02), a video coordinator (2003-05) and a special teams/safeties coach (2005-08).
- Coached Lobo place-kicker John Sullivan to consensus All-America honors in 2007.
- Earned three letterwinners as a punter and safety at UNM, where he won the Chuck Cummings Memorial Award for morale and spirit.



Ernie Lawson

BOX

Defensive Line, 1st Year (San Diego State '10)

- Enters his first season at SDSU, coaching the offensive line.
- Served two seasons as a coach at the high school level.
- Was a graduate assistant at Michigan, working with the linebackers and defensive line.
- A San Diego State graduate and four-year letterwinner for SDSU from 2007-10, he captained the 2010 Aztecs as a senior and was an Honorable Mention All-Mountain West performer.



Blane Morgan

BOX

Quarterbacks, 2nd Year (Air Force '99)

- Previously coached 12 seasons at Air Force, including his final seven as the Falcons' offensive coordinator/quarterbacks coach.
- Helped the Falcons rank 24th in the nation in pass efficiency rating (139.1) and third in yards per completion (14.8) from 2007-14.
- Air Force made a bowl game in seven of the eight years he served as the offensive coordinator, while posting a 59-44 (.573 record).
- Is the only QB in AFA history to guide the Falcons to an outright conference title.



Mike Schmidt

FIELD

Offensive Line, 5th Year (San Diego St. '09)

- A 2009 graduate of San Diego State, who served as a graduate assistant coach in 2010 and 2011.
- Since joining the staff as a full-time assistant in 2012, SDSU ranks 20th nationally in rushing yardage per game (209.6).
- A former walk-on on the defensive line who earned four letters at SDSU from 2005-08 as an offensive lineman.
- Was a team captain as a senior.



Tony White

BOX

Cornerbacks/Recruiting, 8th Year (UCLA '02)

- Came to San Diego State after spending 2008 alongside current Aztec head coach Rocky Long at New Mexico. White was in charge of the Lobos' linebackers.
- In 2008, White coached two honorable mention all-conference linebackers in Zach Arnett and Herbert Felder.
- Was a three-year starter and four-year letterman at outside linebacker for UCLA from 1997-2000.

SAN DIEGO STATE ROSTER

Alphabetical			Numerical							
No.	Name	Pos.	No.	Name	Pos.	Ht.	Wt.	Yr.	Exp.	Hometown (High School/College)
72	Achayo, Derrick	OL	2	Christian Cumberlander	WR	6-3	205	Jr.	1L	West Point, Ga. (Jireh Prep (Matthews, N.C.))
9	Agnew, Ryan	QB	3	Trey Lomax	S	5-11	195	Jr.	2L	San Diego, Calif. (Mira Mesa High)
97	• Anderson III, Curtis	WR	4	Kendrick Mathis	WR	6-0	195	Sr.	1L	Ventura, Calif. (Buena High)
49	Artopoulos, Troy	TE	5	Chase Favreau	WR	6-1	200	Jr.	2L	Huntington Beach, Calif. (Edison High)
33	Baldwin, Parker	S	6	Mikah Holder	WR	6-0	180	Jr.	2L	Oceanside, Calif. (Oceanside High)
29	• Baron II, John	K/P	7	Kameron Kelly	S	6-2	195	Jr.	2L	Murphy, Texas (Wylie High)
58	Barrett, Alex	DL	9	Ryan Agnew	QB	6-0	185	Fr.	RS	Southlake, Texas (Carroll High)
15	Bawden, Nick	FB	10	Christian Chapman	QB	6-0	200	So.	1L	Carlsbad, Calif. (Carlsbad High)
66	Bécar, Jordan	OL	10	Jeff Clay	S	6-0	195	Fr.	RS	Lancaster, Calif. (Antelope Valley High)
50	Bernard, Turner	LS	11	Will Stricklin II	S	6-0	200	Fr.	HS	San Marcos, Calif. (Mission Hills High)
30	Binkley, Garrett	CB	12	Malik Smith	S	6-0	190	Sr.	3L	Compton, Calif. (Dominguez High)
91	Blain, Tanner	P	13	Daniel Prieto	QB	5-11	165	So.	TR	Simi Valley, Calif. (Newbury Park High/El Camino College)
96	• Boudreau, Neil	P	14	Parie Dedeaux	S	6-1	180	Fr.	HS	Los Angeles, Calif. (Dorsey High)
49	• Bringuel, Josh	LB	14	Mason Hall	QB	6-3	195	Fr.	RS	Smyrna, Tenn. (Stewarts Creek High)
17	• Brown, Casey	QB	15	Nick Bawden	FB	6-3	240	Jr.	1L	Los Gatos, Calif. (Los Gatos High)
96	• Browne, Thomas	DL	16	Dwayne Parchment	S	5-11	195	Fr.	RS	Fontana, Calif. (Kaiser High)
89	Brunskill, Daniel	OL	17	Ron Smith	CB	6-0	170	Fr.	RS	Oakland, Calif. (St. Mary's High)
48	• Cabrera, Israel	S	17	Casey Brown	QB	6-0	170	Fr.	HS	La Jolla, Calif. (La Jolla High)
37	• Cabrera, Liam	WR	18	Trenton Thompson	S	6-2	185	Fr.	HS	Palm Springs, Calif. (Palm Springs High)
34	• Carroll, John	LB	18	Jimmy Walker	QB	6-3	215	Jr.	TR	Redlands, Calif. (Redlands High/Cerritos College)
42	Cassidy, Troy	LB	19	Donnel Pumphrey	RB	5-9	180	Sr.	3L	Las Vegas, Nev. (Canyon Springs High)
86	Chaney, Jerry	WR	20	Rashaad Penny	RB	5-11	220	Jr.	2L	Norwalk, Calif. (Norwalk High)
10	• Chapman, Christian	QB	21	Na'im McGee	S	6-0	200	Sr.	2L	Oakland, Calif. (Saint Mary's High/Diablo Valley College)
68	Cheatum, Myles	DL	22	Chase Jasmin	RB	5-11	185	Fr.	HS	Agoura Hills, Calif. (Westlake High)
10	• Clay, Jeff	S	22	Kalan Montgomery	CB	6-1	185	Jr.	2L	Compton, Calif. (Dominguez High)
2	Cumberlander, Christian	WR	23	Damontae Kaze	CB	5-11	190	Sr.	3L	San Bernardino, Calif. (Cajon High)
14	• Dedeaux, Parie	S	26	Marcus Stamps	RB	6-1	215	Jr.	2L	Los Angeles, Calif. (Jefferson High)
79	Dixon, Daishawn	OL	27	Kyree Woods	CB	6-0	175	Fr.	HS	Mesa, Ariz. (Chandler High)
48	• Dodds, Taylor	WR	29	John Baron II	K/P	5-11	190	So.	SQ	Temecula, Calif. (Chaparral High)
57	• Dunn, Ryan	LB	29	Juwan Washington	RB	5-7	190	Fr.	RS	Kennedale, Texas (Kennedale High)
47	• Ellis, Marc	WR	30	Garrett Binkley	CB	5-9	170	Fr.	RS	Ramona, Calif. (Ramona High)
5	Favreau, Chase	WR	32	Taylor Hawkins	CB	6-1	185	Fr.	HS	Palm Springs, Calif. (Palm Springs High)
63	Fincher, Trenton	OL	33	Parker Baldwin	S	6-2	215	So.	1L	Siloam Springs, Ark. (Siloam Springs High)
80	Fitzpatrick, Brandon	S	34	John Carroll	LB	6-2	225	Fr.	RS	Santa Clarita, Calif. (St. Francis High)
70	Flores, Arthur	OL	34	Isaac Lessard	FB	6-3	230	Fr.	RS	Sacramento, Calif. (Jesusit High)
94	Gardner, Jondarius	DL	35	Kevin Walcott	CB	5-11	195	Jr.	1L	Los Angeles, Calif. (Washington Prep High)
62	Gerhard, Nick	OL	35	Grady Vazquez	FB	6-1	225	Fr.	HS	Ramona, Calif. (Ramona High)
14	• Hall, Mason	QB	36	Josh Hill	WR	5-9	180	So.	HS	Los Angeles, Calif. (Dorsey High)
95	Hall, Noble	DL	36	Keoni Stallworth	S	6-1	190	Fr.	HS	Elk Grove, Calif. (Cosumnes Oaks High)
99	Hanlon, Forrest	DL	37	Liam Cabrera	WR	5-10	190	Fr.	RS	Canyon Country, Calif. (Canyon High)
53	• Harper, Temerrick	LB	37	Dwayne Johnson, Jr.	S	6-2	190	Fr.	HS	Murrieta, Calif. (Vista Murrieta High)
32	Hawkins, Tayler	CB	38	Dru Mathis	LB	6-3	205	Fr.	HS	Ventura, Calif. (Buena High)
46	Henderson, Jay	DL	38	Alex Valenzuela	FB	6-0	240	Fr.	HS	Chula Vista, Calif. (Otay Ranch High)
36	• Hill, Josh	WR	39	Ronley Lakalaka	LB	6-0	235	So.	1L	Kalihi, Hawaii (Punahou High)
47	• Himphill, Kaelin	LB	40	Randy Ricks	LB	6-5	230	Sr.	1L	Las Vegas, Nev. (Legacy High/Arizona Western Community College)
6	Holder, Mikah	WR	41	Dominic Rose	WR	6-2	190	Fr.	RS	King City, Calif. (King City High)
82	Houston, Parker	TE	41	Dakota Turner	FB	6-3	250	Jr.	2L	Mililani, Hawaii (Mililani High)
60	Ismael, Keith	OL	42	Troy Cassidy	LB	6-3	210	Fr.	HS	Carlsbad, Calif. (Carlsbad High)
22	• Jasmin, Chase	RB	43	Austin Wyatt-Thayer	LB	6-5	230	Sr.	1L	Paradise, Calif. (Paradise High/Sierra College)
37	• Johnson, Jr., Dwayne	S	43	Kaylen Williams	WR	6-4	180	Fr.	HS	Los Angeles, Calif. (Cathedral High)
81	Judge, Eric	WR	44	Kyahva Tezino	LB	6-0	230	Fr.	RS	Los Angeles, Calif. (Salesian High)
23	Kaze, Damontae	CB	44	Chad Woolsey	RB	6-1	205	So.	TR	Vista, Calif. (Rancho Buena Vista High/Santa Barbara City College)
59	• Kelley, Kyle	DL	45	Tyler Wormhoudt	RB	6-1	205	Fr.	HS	Mammoth Lakes, Calif. (Mammoth Lakes High)
7	Kelly, Kameron	S	46	Jay Henderson	DL	6-2	230	Jr.	2L	Phelan, Calif. (Serrano High)
64	Krum, Ryan	OL	47	Kaelin Himphill	LB	6-2	225	Fr.	HS	Hillsboro, Ore. (Liberty High)
39	Lakalaka, Ronley	LB	47	Marc Ellis	WR	6-0	190	Jr.	TR	Granite Bay, Calif. (Granite Bay High/American River College)
34	• Lessard, Isaac	FB	48	Israel Cabrera	S	5-10	180	Fr.	RS	Canyon Country, Calif. (Canyon High)
3	Lomax, Trey	S	48	Taylor Dodds	WR	6-2	190	Fr.	RS	Lake Forest, Calif. (El Toro High)
92	Macklin, Isiah	WR	49	Troy Artopoulos	TE	6-3	230	Fr.	HS	Orcutt, Calif. (Righetti High)
38	• Mathis, Dru	LB	49	Josh Bringuel	LB	6-4	225	Fr.	HS	San Jose, Calif. (Bellarmine Prep)
4	Mathis, Kendrick	WR	50	Turner Bernard	LS	6-1	200	Fr.	HS	Glendale, Ariz. (Mountain Ridge High)
21	McGee, Na'im	S	51	Zachary Oblea	OL	6-2	260	Fr.	HS	San Juan Capistrano, Calif. (San Juan Hills High)
75	Miller, Kwayde	OL	51	Sam Tai	DL	6-3	280	Sr.	SQ	Henderson, Nev. (Liberty High/UCLA)
22	• Montgomery, Kalan	CB	52	Tyler Morris	LB	6-3	225	Jr.	1L	Henderson, Nev. (Foothill High)
61	Moore, Damon	DL	53	Douglas Tucker II	OL	6-5	300	Fr.	HS	Dallas, Texas (Parish Episcopal High)
52	Morris, Tyler	LB	53	Temerrick Harper	LB	6-1	225	Jr.	TR	Fontana, Calif. (Carter High/San Bernardino Valley College)
54	Munson, Calvin	LB	54	Calvin Munson	LB	6-1	245	Sr.	3L	St. Charles, Mo. (Francis Howell High)
98	Murphy, Reggie	OL	55	Chibu Onyeukwu	DL	6-4	240	Jr.	TR	Pittsburg, Calif. (Deer Valley High/Contra Costa College)
57	• O'Brien, Dominic	LB	56	Nico Stragusa	OL	6-5	330	Sr.	3L	Chula Vista, Calif. (Mater Dei Catholic High)
51	• Oblea, Zachary	OL	57	Ryan Dunn	LB	6-3	230	Jr.	1L	Alamo, Calif. (San Ramon Valley High/Univ. of Arizona)

Numerical

No.	Name	Pos.	Ht.	Wt.	Yr.	Exp.	Hometown (High School/College)
57	Dominic O'Brien	OL	6-4	290	Fr.	RS	San Pedro, Calif. (San Pedro High/Southern Utah)
58	Alex Barrett	DL	6-3	255	Sr.	3L	Mesa, Ariz. (Desert Ridge High)
59	Kyle Kelley	DL	6-3	260	Sr.	1L	Irvine, Calif. (Woodridge High/Saddleback JC)
59	Conor Perkins	K	5-11	170	Fr.	HS	Henderson, Nev. (Green Valley High)
60	Keith Ismael	OL	6-3	310	Fr.	HS	Daly City, Calif. (Sacred Heart Cathedral Prep)
61	Damon Moore	DL	6-4	245	So.	SQ	Novato, Calif. (San Marin High)
62	Nick Gerhard	OL	6-5	300	Fr.	RS	Arlington, Texas (Mansfield Timberview High)
63	Trenton Fincher	OL	6-8	340	Fr.	HS	Grand Rapids, Mich. (East Kentwood High)
64	Ryan Krum	OL	6-4	320	Sr.	SQ	San Diego, Calif. (Valhalla High/UAB)
65	Sergio Phillips	DL	6-2	295	Jr.	2L	DeSoto, Texas (DeSoto High)
66	Jordan Bécar	OL	6-4	315	Fr.	HS	San Bernadino, Calif. (Cajon High)
67	Antonio Rosales	OL	6-4	295	Jr.	1L	Tucson, Ariz. (Tucson Magnet High)
68	Myles Cheatum	DL	6-2	265	Fr.	RS	Cedar Park, Texas (Cedar Park High)
69	Ryan Simmons	LS	6-1	210	Fr.	RS	Dana Point, Calif. (Dana Hills High)
70	Arthur Flores	OL	6-5	305	Sr.	1L	Denver, Colo. (J.K. Mullen High)
71	Daniel Brunskill	OL	6-5	260	Sr.	3L	Valley Center, Calif. (Valley Center High)
72	Derrick Achayo	OL	6-4	285	Jr.	TR	Roseville, Calif. (Oakmont High/Sierra College)
73	Alfonso Solis	OL	6-2	280	Fr.	RS	Oxnard, Calif. (Channel Islands High)
74	Tyler Roemer	OL	6-7	305	Fr.	HS	Fernley, Nev. (Fernley High)
75	Kwayde Miller	OL	6-7	315	Sr.	1L	Ramona, Calif. (Ramona High)
76	Zach Thomas	OL	6-5	270	Fr.	HS	Carlsbad, Calif. (Carlsbad High)
77	Ryan Pope	OL	6-7	325	So.	RS	Long Beach, Calif. (Lakewood High/Long Beach City College)
78	Joe Salcedo	OL	6-7	295	So.	1L	Santa Barbara, Calif. (Bishop Diego High)
79	Daishawn Dixon	OL	6-5	340	Fr.	RS	San Antonio, Texas (William Howard Taft HS)
80	Brandon Fitzpatrick	S	6-3	190	Fr.	RS	Ramona, Calif. (Ramona High)
81	Eric Judge	WR	6-1	195	Sr.	3L	San Diego, Calif. (San Diego High)
82	Parker Houston	TE	6-3	240	Fr.	HS	Sparks, Nev. (Edward C. Reed High)
83	Kyle Spalding	TE	6-6	270	Fr.	HS	McKinleyville, Calif. (McKinleyville High)
84	Darryl Richardson	TE	6-5	255	Jr.	SQ	Seffner, Fla. (Armwood High)
85	Quest Truxton	WR	6-0	180	Jr.	TR	Newport Harbor, Calif. (Newport Beach High/Golden West College)
86	Jerry Chaney	WR	6-0	190	Fr.	RS	Rancho Cucamonga, Calif. (Rancho Cucamonga High)
87	Kahale Warring	TE	6-6	245	Fr.	RS	Sonora, Calif. (Sonora High)
88	David Wells	TE	6-5	255	Jr.	2L	Clovis, Calif. (Clovis North High)
90	Julian Rochelin	DL	6-5	245	So.	1L	Woodland Hills, Calif. (El Camino Real High)
91	Tanner Blain	P	6-0	205	Sr.	1L	Lindenhurst, Ill. (Lake Community High/El Camino College)
92	Isiah Macklin	WR	6-5	200	Fr.	HS	Las Vegas, Nev. (Green Valley High)
93	Timothy Wilson, Jr.	WR	6-4	190	Fr.	HS	Plano, Texas (Plano East High)
94	Jondarius Gardner	DL	6-4	295	Jr.	TR	Pensacola, Fla. (Pine Forest HS/Mesa Community College)
95	Noble Hall	DL	6-3	265	So.	1L	Las Vegas, Nev. (Valley High)
96	Thomas Browne	DL	6-4	255	Fr.	RS	San Diego, Calif. (St. Augustine High)
96	Neil Boudreau	P	6-3	200	Fr.	HS	Irvine, Calif. (University High)
97	Curtis Anderson III	WR	6-3	200	Sr.	1L	Palmdale, Calif. (Pete Knight High/Antelope Valley College)
97	Jay Williams	DL	6-3	240	Fr.	HS	Moreno Valley, Calif. (Nuview Bridge Early College High)
98	Reggie Murphy	LB	6-5	250	Fr.	RS	Menifee, Calif. (Heritage High)
99	Forrest Hanlon	DL	6-2	240	Fr.	HS	Lemon Grove, Calif. (Helix High)

Alphabetical

No.	Name	Pos.
55	Onyeukwu, Chibu	DL
16	Parchment, Dwayne	S
20	Penny, Rashaad	RB
59	Perkins, Conor	K
65	Phillips, Sergio	DL
77	Pope, Ryan	OL
13	Prieto, Daniel	QB
19	Pumphrey, Donnel	RB
84	Richardson, Darryl	TE
40	Ricks, Randy	LB
90	Rochelin, Julian	DL
74	Roemer, Tyler	OL
67	Rosales, Antonio	OL
41	Rose, Dominic	WR
78	Salcedo, Joe	OL
69	Simmons, Ryan	LS
56	Siragusa, Nico	OL
12	Smith, Malik	S
17	Smith, Ron	CB
73	Solis, Alfonso	OL
83	Spalding, Kyle	TE
36	Stallworth, Keoni	S
26	Stamps, Marcus	RB
11	Stricklin II, Will	S
51	Tai, Sam	DL
44	Tezino, Kyahva	LB
76	Thomas, Zachary	OL
18	Thompson, Trenton	S
85	Truxton, Quest	WR
53	Tucker II, Douglas	OL
41	Turner, Dakota	FB
38	Valenzuela, Alex	FB
35	Vazquez, Grady	FB
35	Walcott, Kevin	CB
18	Walker, Jimmy	QB
87	Warring, Kahale	TE
29	Washington, Juwan	RB
88	Wells, David	TE
97	Williams, Jay	DL
43	Williams, Kaylen	WR
93	Wilson, Jr., Timothy	WR
27	Woods, Kyree	CB
44	Woolsey, Chad	RB
45	Wormhoudt, Tyler	RB
43	Wyatt-Thayer, Austin	LB

* - Duplicate Number

THE COACHING STAFF

Rocky Long (New Mexico '74) Head Coach/Defensive Coordinator, 6th season as head coach at SDSU/8th overall; **Jeff Horton** (Nevada '81) Associate Head Coach/Offensive Coordinator/Running Backs, 2nd season as offensive coordinator/6th overall; **Bobby Hauck** (Montana '87) Associate Head Coach/Special Teams Coordinator, 2nd season; **Zach Arnett** (New Mexico '09) Linebackers, 3rd season/6th overall; **Hunkie Cooper** (UNLV '91) Wide Receivers, 2nd season; **Danny Gonzales** (New Mexico '98) Safeties, 6th season; **Ernie Lawson** (San Diego State '10) Defensive Line, 1st season; **Blane Morgan** (Air Force '99) Quarterbacks, 2nd season; **Mike Schmidt** (San Diego State '09) Offensive Line, 5th season/7th overall; **Tony White** (UCLA '02) Cornerbacks/Recruiting Coordinator, 8th season; **Kevin McGarry** (USD '79) Director of Player Personnel, 3rd season/6th overall; **Adam Hall** (San Diego State '05) Assistant Athletic Director for Strength & Conditioning, 5th season; **Jashon Sykes** (Colorado '02) Assistant Athletic Director - Football Operations, 4th season; **Jake Laudenslayer** (Cal Lutheran '11) Graduate Assistant, 3rd season; **Zach Shultis** (Cal Lutheran, 2012), Graduate Assistant, 3rd season; **Zach Shapiro** (San Diego State, 2010), Graduate Assistant, 2nd season; **Demetrius Sumler** (Colorado) Graduate Assistant, 1st season; **Derrick Baker** (San Diego State, 2014), Assistant Strength & Conditioning, 1st season

PRONUNCIATION GUIDE

No. 5 Chase Favreau	FAHV-row	No. 39 Ronley Lakalaka	ron-LEE LOCK-AH-LOCK-AH	No. 78 Joe Salcedo	sal-SEE-do
No. 12 Malik Smith	Mah-LEEK	No. 44 Kyahva Tezino	Key-AH-va Tah-ZEENO	No. 87 Kahale Warring	Kah-HALL-ay WHERE-ing
No. 14 Parie Dedeaux	PARE-ee Duh-DOE	No. 45 Fred Melifonwu	Mel-ah-FAWN-wu	No. 90 Julian Rochelin	ROSH-ah-lin
No. 21 Na'im McGee	NYE-eeM	No. 51 Sam Tai	TIE	No. 94 Jondarius Gardner	JOHN-dare-ee-iss
No. 22 Kalan Montgomery	KAY-len	No. 55 Chibu Onyeukwu	CHEE-boo On-YOU-koo		---
No. 23 Damontae Kazee	KAY-zee	No. 56 Nico Siragusa	KNEE-co SARA-goose-ah	Bobby Hauck	HOWK
No. 31 Derek Babish	BAB-ish	No. 62 Nick Gerhard	GAIR-hard	Jashon Sykes	JAY-shawn
No. 34 Issac Lessard	less-ARD	No. 72 Derrick Achayo	Ah-CHY-ah		
No. 36 Keoni Stallworth	KEY-ah-knee	No. 75 Kwayde Miller	KWAYD		

SDSU DEPTH CHART vs. HOUSTON

Players in red are returning starters from the 2015 season. Underlined players are newcomers or freshmen who redshirted last year.

OFFENSE

LEFT TACKLE (LT)	GP	GS
75 Kwayde Miller, 6-7, 315, Sr.*	30	27
<u>74 Tyler Roemer, 6-7, 305, Fr.-HS</u>	0	0
LEFT GUARD (LG)	GP	GS
56 Nico Siragusa, 6-5, 330, Sr.***	53	41
<u>60 Keith Ismael, 6-3, 310, Fr.-HS</u>	0	0
CENTER (C)	GP	GS
70 Arthur Flores, 6-5, 305, Sr.*	27	27
<u>62 Nick Gerhard, 6-5, 300, Fr.-RS</u>	5	0
RIGHT GUARD (RG)	GP	GS
67 Antonio Rosales, 6-4, 295, Jr.*	19	13
79 Daishawn Dixon, 6-5, 340, Fr.-RS	13	0
RIGHT TACKLE (RT)	GP	GS
71 Daniel Brunskill, 6-5, 260, Sr.***	53	31^
77 Ryan Pope, 6-7, 325, So.-SQ	11	0
^ - First 40 GP (and 18 GS) at tight end		
WIDE RECEIVER (X)	GP	GS
97 Curtis Anderson III, 6-3, 200, Sr.*	20	5
81 Eric Judge, 6-1, 195, Sr.***	51	11
RUNNING BACK (RB)	GP	GS
19 Donnel Pumphrey, 5-9, 180, Sr.***	53	40
20 Rashaad Penny, 5-11, 220, Jr.**	40	5
QUARTERBACK (QB)	GP	GS
10 Christian Chapman, 6-0, 200, So.*	22	15
9 Ryan Agnew, 6-0, 185, Fr.-RS	7	0
FULLBACK (FB)	GP	GS
15 Nick Bowden, 6-3, 240, Jr.*	26	12^
<u>34 Isaac Lessard, 6-3, 230, Fr.-RS</u>	8	0
^ - 2 GS at quarterback		
TIGHT END (TE)	GP	GS
88 David Wells, 6-5, 255, Jr.**	39	13
<u>82 Parker Houston, 6-3, 240, Fr.-HS</u>	9	4
WIDE RECEIVER (Z)	GP	GS
6 Mikah Holder, 6-0, 180, Jr.**	36	23
<u>85 Quest Truxton, 6-0, 180, Jr.-TR</u>	13	0

SPECIAL TEAMS

PUNTER (P)	GP	GS
91 Tanner Blain, 6-0, 205, Sr.*	27	27
<u>96 Neil Boudreau, 6-3, 200, Fr.-HS</u>	0	0
PLACEKICKER (PK)	GP	GS
29 John Baron II, 5-11, 190, So.-SQ	13	13
<u>59 Conor Perkins, 5-11, 170, Fr.-HS</u>	0	0
KICKOFFS (KO)	GP	GS
29 John Baron II, 5-11, 190, So.-SQ	13	13
<u>59 Conor Perkins, 5-11, 170, Fr.-HS</u>	0	0
HOLDER (H)	GP	GS
91 Tanner Blain, 6-0, 205, Sr.*	27	27
5 Chase Favreau, 6-1, 200, Jr.**	31	0

DEFENSE

DEFENSIVE END (DE)	GP	GS
59 Kyle Kelley, 6-3, 260, Sr.*	39	15
41 Dakota Turner, 6-3, 250, Jr.**	31	3&
& - First 3 GP this year (and starts) came at fullback		
DEFENSIVE TACKLE (DT)	GP	GS
95 Noble Hall, 6-3, 265, So.*	OR	24
65 Sergio Phillips, 6-2, 295, Jr.**	28	0
DEFENSIVE END (DE)	GP	GS
58 Alex Barrett, 6-3, 255, Sr.***	49	37
90 Julian Rochelin, 6-5, 245, So.*	20	0
LINEBACKER (LB)	GP	GS
54 Calvin Munson, 6-1, 245, Sr.***	51	40
<u>42 Troy Cassidy, 6-3, 210, Fr.-HS</u>	10	0
MIDDLE LINEBACKER (MLB)	GP	GS
46 Jay Henderson, 6-2, 230, Jr.**	28	3
57 Ryan Dunn, 6-3, 230, Jr.*	25	20
LINEBACKER (LB)	GP	GS
39 Ronley Lakalaka, 6-0, 235, So.*	OR	24
43 Austin Wyatt-Thayer, 6-5, 230, Sr.*	24	2
CORNERBACK (CB)	GP	GS
<u>17 Ron Smith, 6-0, 170, Fr.-RS</u>	13	5
<u>27 Kyree Woods, 6-0, 175, Fr.-HS</u>	6	0
WARRIOR (WAR)	GP	GS
12 Malik Smith, 6-0, 190, Sr.***	52	40
<u>18 Trenton Thompson, 6-2, 185, Fr.-HS</u>	7	0
AZTEC (AZ)	GP	GS
33 Parker Baldwin, 6-2, 215, So.*	27	8
3 Trey Lomax, 5-11, 195, Jr.**	30	26
WARRIOR (WAR)	GP	GS
3 Trey Lomax, 5-11, 195, Jr.**	OR	30
7 Kameron Kelly, 6-2, 195, Jr.**	32	13
CORNERBACK (CB)	GP	GS
23 Damontae Kazee, 5-11, 190, Sr.***	52	40
22 Kalan Montgomery, 6-1, 185, Jr.**	40	2

START CHART

Offense	2016	Streak	Career			
Donnel Pumphrey, RB	13	40	41			
Nico Siragusa, OL	13	40	41			
Daniel Brunskill, TE/OL	13	27	31			
Arthur Flores, OL	13	27	27			
Kwayde Miller, OL	13	27	27			
Mikah Holder, WR	13	6	23			
Christian Chapman, QB	13	15	16			
Antonio Rosales, OL	13	13	13			
David Wells, TE	13	13	13			
Nick Bowden, QB/FB	10	10	12			
Eric Judge, WR	3	0	12			
Rashaad Penny, RB	1	0	5			
Curtis Anderson III, WR	4	0	5			
Chase Favreau, WR	0	0	5			
Parker Houston, TE	4	1	4			
Dakota Turner, DL/FB	3	0	3			
Juwan Washington, RB	1	1	1			
Darryl Richardson, TE	1	0	1			
Christian Cumberlander, WR	0	0	1			
Defense	2016	Streak	Career			
Damontae Kazee, CB	13	40	40			
Calvin Munson, LB	13	40	40			
Malik Smith, WAR	13	40	40			
Alex Barrett, DL	13	27	37			
Na'im McGee, AZ	5	0	30			
Trey Lomax, WAR	13	13	26			
Ryan Dunn, LB	7	1	20			
Noble Hall, DL	13	13	16			
Kyle Kelley, DL	13	15	15			
Kameron Kelly, WAR	0	0	13			
Ronley Lakalaka, LB	12	11	12			
Parker Baldwin, AZ	8	8	8			
Derek Babiash, CB	6	0	6			
Randy Ricks, LB	4	0	6			
Ron Smith, CB	5	5	5			
Jay Henderson, LB	2	2	2			
Kalan Montgomery, CB	2	0	2			
Austin Wyatt-Thayer, LB	1	0	2			
Career Starts (Off/Def)	'12	'13	'14	'15	'16	Total
Nico Siragusa, OL	RS	1	13	14	13	41
Donnel Pumphrey, RB	-	1	13	14	13	41
Damontae Kazee, CB	RS	0	13	14	13	40
Calvin Munson, LB	-	0	13	14	13	40
Malik Smith, WAR	-	0	13	14	13	40
Alex Barrett, DL	RS	0	10	14	13	37
Daniel Brunskill, TE/OL	RS	0	4	14	13	31
Na'im McGee, AZ	-	-	11	13	5	29
Arthur Flores, OL	RS	0	0	14	13	27
Kwayde Miller, OL	RS	0	0	14	13	27
Trey Lomax, WAR	RS	11	2	12	25	
Mikah Holder, WR	-	-	0	11	12	23
Ryan Dunn, LB	-	-	RS	13	7	20
Noble Hall, DL	-	-	RS	3	13	16
Christian Chapman, QB	-	-	RS	2	13	15
Kyle Kelley, DL	-	-	-	1	13	14
Antonio Rosales, OL	RS	0	0	13	13	13
David Wells, TE	-	RS	0	0	13	13
Ronley Lakalaka, LB	-	-	-	0	12	13
Kameron Kelly, WAR	-	-	-	0	13	0
Nick Bowden, QB/FB	-	-	-	2	10	12
Eric Judge, WR	RS	1	5	2	3	11
Parker Baldwin, AZ	-	-	-	0	8	8
Derek Babiash, CB	-	-	RS	0	6	6
Randy Ricks, LB	-	-	-	2	4	6
Ron Smith, CB	-	-	-	RS	5	5
Curtis Anderson, WR	-	-	-	1	4	5
Rashaad Penny, RB	-	-	0	4	1	5
Chase Favreau, WR	-	RS	0	5	0	5
Parker Houston, TE	-	-	-	-	4	4
Jay Henderson, LB	-	-	0	0	3	3
Dakota Turner, DL/FB	-	RS	0	0	3	3
Austin Wyatt-Thayer, LB	-	-	-	-	1	2
Juwan Washington, RB	-	-	-	-	RS	1
Christian Cumberlander, WR	-	RS	0	1	0	1

Game 1

NEW HAMPSHIRE	0	0	0	0	-	0
SAN DIEGO STATE	14	7	3	7	-	31

Sept. 3 | Qualcomm Stadium | San Diego, Calif. | 5:35 p.m. PT | Attendance: 46,486



TEAM STATISTICS

	UNH	SDSU
FIRST DOWNS	8	19
Rushing	4	7
Passing	3	11
Penalty	1	1
NET YARDS RUSHING	71	170
Rushing Attempts	31	41
Average Per Rush	2.3	4.1
Rushing Touchdowns	0	2
Yards Gained Rushing	104	189
Yards Lost Rushing	33	19
NET YARDS PASSING	70	291
Completions-Attempts-Int	7-20-1	17-26-0
Average Per Attempt	3.5	11.2
Average Per Completion	10.0	17.1
Passing Touchdowns	0	2
TOTAL OFFENSE YARDS	141	461
Total offense plays	51	67
Average Gain Per Play	2.8	6.9
Fumbles: Number-Lost	0-0	0-0
Penalties: Number-Yards	8-49	9-70
PUNTS-YARDS	12-460	8-295
Average Yards Per Punt	38.3	36.9
Net Yards Per Punt	37.0	29.6
Inside 20	5	1
50+ Yards	0	0
Touchbacks	0	2
Fair catch	5	2
KICKOFFS-YARDS	1-46	6-386
Average Yards Per Kickoff	46.0	64.3
Net Yards Per Kickoff	37.0	43.0
Touchbacks	0	4
Punt returns: Number-Yards-TD	2-18-0	3-16-0
Average Per Return	9.0	5.3
Kickoff returns: Number-Yds-TD	2-28-0	1-9-0
Average Per Return	14.0	9.0
Interceptions: Number-Yds-TD	0-0-0	1-0-0
Fumble Returns: Number-Yds-TD	0-0-0	0-0-0
Miscellaneous Yards	0	0
Possession Time	25:31	34:29
1st Quarter	7:42	7:18
2nd Quarter	6:34	8:26
3rd Quarter	5:46	9:14
4th Quarter	5:29	9:31
Third-Down Conversions	0 of 14	5 of 15
Fourth-Down Conversions	1 of 1	0 of 0
Red-Zone Scores-Chances	0-0	4-4
Touchdowns	0-0	3-4
Field goals	0-0	1-4
Sacks By: Number-Yards	2-12	4-26
PAT Kicks	0-0	4-4
Field Goals	0-0	1-1
Points off turnovers	0	7

▶▶ GAME NOTES

Big Notes

- The Aztecs shut out an opponent for the first time since Nicholls State on Sept. 4, 2010 (W, 47-0).
- San Diego State won its 11th consecutive game. It is the Aztecs' longest win streak since a 21-game winning streak from 1968-70 and is the second-longest active winning streak in FBS (Alabama, 13).
- The Aztecs won their sixth straight home game, outscoring its opponents, 196-62 (32.7-10.3).
- San Diego State held New Hampshire to just 141 yards of total offense, the ninth fewest in a game in DI history.
- SDSU did not allow a third-down conversion on 14 attempts, which were the third-most attempts in the nation without a conversion since 2011.
- Mikah Holder finished with 160 receiving yards, tied for the 74th most in a game in school history.
- SDSU's Christian Chapman completed an 86-yard touchdown pass to Mikah Holder in the first quarter, tied for the seventh-longest pass play in school history and longest since Ryan Lindley had a 90-yard pass to Vincent Brown on Nov. 20, 2010 vs. Utah.

Season-Opener Notes

- The Aztecs won their third consecutive season opener. It is the first time that SDSU has won three straight lidlifters since winning five in a row from 1993-97.
- SDSU is now 49-40-5 in season-opening games, including a 24-23-1 mark in the Division I era (since 1969). San Diego State is 4-2 in season openers under Rocky Long.
- The Aztecs improved to 21-7-1 in the Division I era when their opener is at home.

Team Notes

- SDSU improved to 19-2 since 2003 when leading by 14-plus points in the 1st Q.

Aztecs Shut Out New Hampshire, 31-0

SAN DIEGO - San Diego State picked up where it left off last year, rolling to a 31-0 victory over New Hampshire in the 2016 opener at Qualcomm Stadium.

Christian Chapman threw for a career-high 283 yards, including a pair of touchdown strikes to Mikah Holder, and the Aztec defense dominated the Wildcats (0-1) in its first shutout since 2010.

Chapman was 16-for-25 without an interception, improving to 3-0 as the team's starting quarterback.

The win was the 11th straight for San Diego State (1-0), the program's longest streak since winning 21 consecutive games from 1968-70.

Holder finished with a career-best 160 yards on four catches, all in the first half, including an 86-yard grab for the game's first touchdown.

After starting off slowly with three 3-and-outs and just six total yards on nine plays, Chapman found Holder for an 86-yard strike on the first play of the fourth drive to put SDSU on the scoreboard.

After forcing a 3-and-out, one of nine on the day forced by San Diego State, the Aztecs marched 67 yards on just four plays, culminating with a 20-yard touchdown run by Donnel Pumphrey to take a 14-0 lead.

Midway through the second quarter, SDSU made it 21-0 when Chapman found Holder once again, this time from 14 yards out.

In its first drive of the second half, San Diego State put together a 14-play, 71-yard effort over 6:57, before settling on a 33-yard field goal by John Baron II.

The Aztecs capitalized on an interception midway through the fourth quarter as Rashaad Penny punched it from 1-yard out for the final score of the game.

Pumphrey had 98 yards on 21 carries and added four catches for 41 yards.

Eric Judge came up with a game-high five catches for SDSU.

San Diego State ended up outgaining UNH, 461-141.

New Hampshire finished 0-for-14 on 3rd-down conversions. The Aztecs also held the Wildcats to just 70 yards passing (UNH quarterbacks were 7-for-20 with an interception) and an average of 2.8 yards per play. New Hampshire ended up punting 12 times.

Calvin Munson led the SDSU defense with 11 tackles, including two for loss.

Alex Barrett had a monster game, posting five tackles (2.0 TFL), two sacks for 14 yards and a career-high four pass breakups.

Making his first career start at linebacker, Ronley Lakalaka had a career-high five tackles, while Randy Ricks added five stops, a PBU and a 7-yard sack.

>>SCORING SUMMARY

Qtr	Time	Team	Scoring Play	Plays	TOP	Score
1st	3:33	SDSU	Holder 86-yd pass from Chapman (Baron kick)	1-86	0:11	7-0
1st	0:42	SDSU	Pumphrey 20-yd run (Baron kick)	4-67	1:47	14-0
2nd	5:23	SDSU	Holder 4-yd pass from Chapman (Baron kick)	6-66	2:39	21-0
3rd	4:50	SDSU	Baron 33-yd field goal	14-71	6:57	24-0
4th	7:00	SDSU	Penny 1-yd run (Baron kick)	8-41	3:45	31-0

INDIVIDUAL STATISTICS

>>NEW HAMPSHIRE

Rushing	Att	Yds	TD	Long	Avg
Crossan	11	38	0	11	3.5
Gray	2	19	0	15	9.5
Bryant	6	13	0	5	2.2
Riese	1	9	0	9	9.9
Goodrich	2	1	0	2	0.5
Knight	9	-9	0	8	-1.0
Totals	31	71	0	15	2.3

Passing	C-A-I	Yds	TD	Long	Sack
Knight	4-16-1	37	0	14	4
Riese	3-4-0	33	0	23	0
Totals	7-20-1	70	0	23	4

Receiving	No.	Yds	TD	Long
Taylor	3	15	0	6
Crossan	2	37	0	23
O'Connor	1	13	0	13
Pante	1	5	0	5
Totals	7	70	0	23

>>SAN DIEGO STATE

Rushing	Att	Yds	TD	Long	Avg
Pumphrey	21	98	1	20	4.7
Penny	9	33	1	7	3.7
Chapman	6	27	0	18	4.5
Washington	4	9	0	4	2.2
Agnew	1	3	0	3	3.0
Totals	41	170	2	20	4.1

Passing	C-A-I	Yds	TD	Long	Sack
Chapman	16-25-0	283	2	86	2
Agnew	1-1-0	8	0	8	0
Totals	17-26-0	291	2	86	2

Receiving	No.	Yds	TD	Long
Judge	5	54	0	16
Holder	4	160	2	86
Pumphrey	4	41	0	26
Truxton	1	14	0	14
Favreau	1	8	0	8
Wells	1	8	0	8
Anderson	1	6	0	6
Totals	17	291	2	86

Game 2

CALIFORNIA	14	7	10	9	-	40
SAN DIEGO STATE	14	17	7	7	-	45

Sept. 10 | Qualcomm Stadium | San Diego, Calif. | 7:35 p.m. PT | Attendance: 42,473



TEAM STATISTICS

	CAL	SDSU
FIRST DOWNS	30	22
Rushing	5	13
Passing	23	8
Penalty	2	1
NET YARDS RUSHING	82	334
Rushing Attempts	22	47
Average Per Rush	3.7	7.1
Rushing Touchdowns	0	3
Yards Gained Rushing	103	352
Yards Lost Rushing	21	18
NET YARDS PASSING	522	129
Completions-Attempts-Int	41-72-3	14-23-1
Average Per Attempt	7.2	5.6
Average Per Completion	12.7	9.2
Passing Touchdowns	5	1
TOTAL OFFENSE YARDS	604	463
Total offense plays	94	70
Average Gain Per Play	6.4	6.6
Fumbles: Number-Lost	2-1	2-1
Penalties: Number-Yards	5-55	14-105
PUNTS-YARDS	5-241	5-190
Average Yards Per Punt	48.2	38.0
Net Yards Per Punt	35.0	38.0
Inside 20	1	2
50+ Yards	3	1
Touchbacks	1	0
Fair catch	0	3
KICKOFFS-YARDS	7-449	8-508
Average Yards Per Kickoff	64.1	63.5
Net Yards Per Kickoff	31.7	42.5
Touchbacks	3	3
Punt returns: Number-Yards-TD	2-0-0	3-46-0
Average Per Return	0.0	15.3
Kickoff returns: Number-Yds-TD	5-93-0	4-152-1
Average Per Return	18.6	38.0
Interceptions: Number-Yds-TD	1-0-0	3-9-1
Fumble Returns: Number-Yds-TD	0-0-0	0-0-0
Miscellaneous Yards	0	0
Possession Time	25:30	34:30
1st Quarter	7:49	7:11
2nd Quarter	5:44	9:16
3rd Quarter	6:12	8:48
4th Quarter	5:45	9:15
Third-Down Conversions	7 of 19	5 of 13
Fourth-Down Conversions	1 of 2	0 of 1
Red-Zone Scores-Chances	2-3	1-1
Touchdowns	1-3	1-1
Field goals	1-3	0-1
Sacks By: Number-Yards	1-8	2-14
PAT Kicks	4-4	6-6
Field Goals	2-2	1-1
Points off turnovers	3	21

▶▶ GAME NOTES

Big Notes

- With 281 rushing yards, Donnel Pumphrey broke Marshall Faulk's (4,589) SDSU career rushing record. Pumphrey now has 4,651 career yards.
- San Diego State claimed its 12th consecutive victory, it is the second-longest active win streak nationally (Alabama, 14) and the longest in school history since a 21-game streak from 1968-70.
- SDSU snapped an eight-game losing streak against teams from "Power 5" conferences, dating back to Washington State on Sept. 17, 2011.
- Rashaad Penny recorded his fourth career kickoff return for a touchdown, which passed Colin Lockett (2010-12) for the most in school history.
- The Aztecs improved to 2-1 in their last three home games against "Power 5" conference schools.
- Rocky Long has led SDSU to two victories over "Power 5" schools. Long has tied the school record for most wins against the Pac-12 in the Division I era (Ted Tollner, Doug Scovil and Claude Gilbert each had two wins over Pac-12 teams).
- Rocky Long now has seven wins against "Power 5" teams during his head coaching career, tied with Skip Holtz for the second most in the country among active head coaches of "Group of 5" schools (wins only count if head coach was at a "Group of 5" school and beat a "Power 5" school).
- San Diego State won its 24th straight game and improved to 32-2 in the Rocky Long era when rushing for at least 200 yards.
- The Aztecs improved to 2-0 on the season for the first time since 2011.
- SDSU opened a season 2-0, with at least one win over a Power 5 school, for the first time since the 1994 season.
- San Diego State has won four consecutive "revenge" games (avenging a loss from the previous season).
- SDSU had an offensive, defensive and special teams touchdown in the same game for the third time since the beginning of 2015 (16 games total).

SDSU Wins Shootout Over Cal, 45-40

SAN DIEGO - Donnel Pumphrey ran for a career-high 281 yards with three touchdowns en route to breaking Marshall Faulk's career rushing record in San Diego State's 45-40 shootout victory over California on Sept. 10.

Pumphrey had touchdown rushes of 33, 57 and four yards, and broke Faulk's career mark with a 15-yard gain in the fourth quarter. He also tied Faulk's career record with his 23rd 100-yard game.

Rashaad Penny added two touchdowns - a 25-yard catch from Christian Chapman and a 100-yard kick return as the Aztecs (2-0) overcame a 522-yard passing game from Bears (1-1) starter Davis Webb. The kick return was the school-record fourth of his career.

SDSU took advantage of a Cal turnover, one of four forced in the game, when Randy Ricks stripped Jordan Beasy and Na'im McGeen pounced on the ball on the 25-yard line. Chapman then found Penny unguarded streaking down the right side of the field to put San Diego State up, 7-0.

California responded with a 6-play, 81-yard drive, culminating with a 33-yard pass from Webb to Bug Rivera, one of five touchdown passes by Webb in the game.

On the kickoff, Penny brought it back 100 yards, juking numerous defenders along the way, to put the Aztecs back up at 14-7. It was Penny's third career 100-yard kickoff for a touchdown.

The Bears came right back with an 8-play, 75-yard drive as Webb found Chad Hansen with a 49-yard strike.

SDSU responded with a 6-play, 80-yard drive, ending with a 33-yard scamper by Pumphrey. Pumphrey rushed three times for 69 yards on the drive.

For the third straight drive, Cal answered San Diego State's touchdown with a touchdown of its own as it went 75 yards on nine plays before Webb found Raymond Hudson from 21 yards out.

Tied at 21, Ronley Lakalaka picked off Webb at the Bears 9-yard line and took it into the end zone for his first career interception and touchdown.

After forcing a 3 and out, the Aztecs used up 3 minutes, 47 seconds of clock on an 11-play, 58-yard drive, before settling on a 39-yard field goal by John Baron to close the scoring in the first half with SDSU leading, 31-21.

Cal threatened on its first drive of the third quarter, but San Diego State's Derek Babish was able to deflect Webb's pass in the end zone, where Kameron Kelly cradled it for his third career pick.

The Aztecs capitalized as Pumphrey posted runs of 15, eight and 57 yards on the ensuing drive, the latter going for his second touchdown of the game and giving SDSU its largest lead of the game at 38-21.

The Bears answered right away once again, only needing three plays to cover 75 yards, culminating with a 59-yard strike from Webb to Demetris Robertson.

On its next drive, Matt Anderson nailed a 45-yard field goal to bring Cal within a score at 38-31.

San Diego State got into California territory on the following drive, but Chapman was intercepted on a 3rd and 6 by Evan Rambo.

San Diego State, however, held the Bears to another field goal, this time from 36 yards, making it a 38-34 game.

Later in the fourth quarter, the Aztecs put together an 8-play, 73-yard drive over 3:28, thanks mainly to the legs of Pumphrey, who punched it in from four yards out.

It appeared SDSU would hold on with a 45-34 lead, but Cal mounted a 12-play, 79-yard drive, culminating with a 2-yard pass from Webb to Hudson. The 2-point conversion attempt failed, keeping it at 45-40 in favor of San Diego State.

California, however, recovered the on-side kick at its own 47 with just 56 seconds left. The Bears got all the way down to the Aztec 22 before Webb's pass was picked off by Damontae Kazee, allowing SDSU to end the game in victory formation.

>>> SCORING SUMMARY

Qtr	Time	Team	Scoring Play	Plays	TOP	Score
1st	6:11	SDSU	Penny 25-yd pass from Chapon (Baron kick)	1-25	0:04	7-0
1st	4:19	CAL	Rivera 33-yd pass from Webb (Anderson kick)	6-81	1:52	7-7
1st	4:03	SDSU	Penny 100-yd kickoff return (Baron kick)	--	--	14-7
1st	1:31	CAL	Hansen 49-yd pass from Webb (Anderson kick)	8-75	2:32	14-14
2nd	14:22	SDSU	Pumphrey 33-yd run (Baron kick)	6-80	2:09	21-14
2nd	11:20	CAL	Hudson 21-yd pass from Webb (Anderson kick)	9-75	3:02	21-21
2nd	6:22	SDSU	Lakalaka 9-yd interception return (Baron kick)	--	--	28-21
2nd	0:38	SDSU	Baron 39-yd field goal	11-58	3:47	31-21
3rd	8:40	SDSU	Pumphrey 57-yd run (Baron kick)	3-80	1:11	38-21
3rd	7:52	CAL	Robertson 59-yd pass from Webb (Anderson kick)	3-75	0:48	38-28
3rd	2:56	CAL	Anderson 45-yd field goal	8-32	2:48	38-31
4th	13:27	CAL	Anderson 36-yd field goal	6-33	1:29	38-34
4th	2:47	SDSU	Pumphrey 4-yd run (Baron kick)	8-73	3:28	45-34
4th	0:56	CAL	Hudson 2-yd pass from Webb (pass failed)	12-79	1:51	45-40

INDIVIDUAL STATISTICS

>>> CALIFORNIA

Rushing	Att	Yds	TD	Long	Avg
Enwere	10	72	0	22	7.2
Watson	6	24	0	7	4.0
Muhammad	3	5	0	5	1.7
Webb	3	-19	0	0	-6.3
Totals	22	82	0	22	3.7

Passing	C-A-I	Yds	TD	Long	Sack
Webb	41-72-3	522	5	59	2
Totals	41-72-3	522	5	59	2

Receiving	No.	Yds	TD	Long
Hansen	14	190	1	49
Wharton III	6	86	0	35
Robertson	4	81	1	59
Rivera	3	46	1	33
Worstell	3	24	0	13
Hudson	2	23	2	21
Stovall	2	23	0	15
Veasy	2	18	0	13
Noa	2	16	0	8
Watson	2	10	0	10
Muhammad	1	5	0	5
Totals	41	522	5	59

>>> SAN DIEGO STATE

Rushing	Att	Yds	TD	Long	Avg
Pumphrey	29	281	3	57	9.7
Penny	8	28	0	12	3.5
Washington	4	28	0	11	7.0
TEAM	1	-1	0	0	-1.0
Chapman	5	-2	0	7	-0.4
Totals	47	334	3	57	7.1

Passing	C-A-I	Yds	TD	Long	Sack
Chapman	14-23-1	129	1	25	1
Totals	14-23-1	129	1	25	1

Receiving	No.	Yds	TD	Long
Judge	4	47	0	15
Pumphrey	4	29	0	12
Holder	2	15	0	8
Penny	1	25	1	25
Wells	1	6	0	6
Bawden	1	4	0	4
Anderson	1	3	0	3
Totals	14	129	1	25

Game 3

SAN DIEGO STATE	14	14	0	14	-	42
NORTHERN ILLINOIS	0	7	14	7	-	28

Sept. 17 | Huskie Stadium | DeKalb, Ill. | 2:37 p.m. CT | Attendance: 14,513



TEAM STATISTICS

	SDSU	NIU
FIRST DOWNS	22	21
Rushing	11	10
Passing	6	6
Penalty	5	5
NET YARDS RUSHING	278	155
Rushing Attempts	45	39
Average Per Rush	6.2	4.0
Rushing Touchdowns	3	1
Yards Gained Rushing	304	171
Yards Lost Rushing	26	16
NET YARDS PASSING	126	221
Completions-Attempts-Int	11-19-1	18-36-2
Average Per Attempt	6.6	6.1
Average Per Completion	11.5	12.3
Passing Touchdowns	3	3
TOTAL OFFENSE YARDS	404	376
Total offense plays	64	75
Average Gain Per Play	6.3	5.0
Fumbles: Number-Lost	1-0	0-0
Penalties: Number-Yards	11-107	8-103
PUNTS-YARDS	5-212	5-147
Average Yards Per Punt	42.4	29.4
Net Yards Per Punt	40.0	28.0
Inside 20	4	1
50+ Yards	1	0
Touchbacks	0	0
Fair catch	0	1
KICKOFFS-YARDS	7-443	5-315
Average Yards Per Kickoff	63.3	63.0
Net Yards Per Kickoff	40.1	34.4
Touchbacks	1	2
Punt returns: Number-Yards-TD	1-7-0	1-12-0
Average Per Return	7.0	12.0
Kickoff returns: Number-Yds-TD	3-93-0	5-137-0
Average Per Return	31.0	27.4
Interceptions: Number-Yds-TD	2-38-0	1-8-0
Fumble Returns: Number-Yds-TD	0-0-0	0-0-0
Miscellaneous Yards	0	0
Possession Time	32:10	27:50
1st Quarter	9:28	5:32
2nd Quarter	8:26	6:34
3rd Quarter	8:56	6:04
4th Quarter	5:20	9:40
Third-Down Conversions	5 of 13	3 of 14
Fourth-Down Conversions	1 of 1	3 of 5
Red-Zone Scores-Chances	1-2	3-3
Touchdowns	1-2	3-3
Field goals	0-2	0-3
Sacks By: Number-Yards	1-10	1-13
PAT Kicks	6-6	4-4
Field Goals	0-1	0-0
Points off turnovers	7	0

▶▶ GAME NOTES

Big Notes

- San Diego State claimed its 13th consecutive victory, it is the second-longest active win streak nationally (Alabama, 15) and the longest in school history since a 21-game streak from 1968-70.
- The Aztecs won their fifth consecutive road game, their longest road win streak since winning 19 straight contests from Oct. 30, 1965 through Nov. 7, 1970 (broken on Sept. 25, 1971).
- SDSU opened a campaign 3-0 for the first time since 2011 and just the second time in the last 35 seasons.
- San Diego State's win over Northern Illinois is just the third home loss in its last 38 home games. The Huskies dropped to 35-3 at home since Oct. 3, 2009.
- The Aztecs handed Northern Illinois its first non-conference home loss since Sept. 26, 2009. The Huskies had won nine consecutive non-conference home games, outscoring the opposition by 176 points during the streak.
- This marks the first time SDSU has ended the month of September unbeaten since the 1981 squad went 2-0 through the first full month of the season.
- San Diego State claimed victory in the Central Time Zone for the first time since winning at Kansas on Sept. 25, 1999.
- The Aztecs won their 25th straight game when rushing for at least 200 yards and are now 33-2 in the Rocky Long era when reaching at least 200 yards.

Donnel Pumphrey Notes

- Broke Marshall Faulk's (5,595) career all-purpose record.
- Broke 100 yards rushing for the 24th time of his career, passing Marshall Faulk for the most in program history.
- Broke 200 yards rushing for the fourth time of his career, which is tied for the second most in SDSU history.

SDSU Downs Northern Illinois, 42-28

DEKALB, Ill. - Donnel Pumphrey rushed for 220 yards and three touchdowns and Christian Chapman threw for a career-high three touchdowns of his own as San Diego State overcame a late rally in a 42-28 win over Northern Illinois on Sept. 17 in DeKalb, Ill.

The Aztecs improved to 3-0 for the first time since 2011 and just the second time in the last 35 seasons. San Diego State jumped out to a 28-0 lead when Chapman found Mikah Holder for a 33-yard catch and run with 6:19 left in the second quarter. The host Huskies (0-3), however, who came into the game as winners in 35 of its previous 37 home games, came roaring back with three straight touchdowns to close the score to 28-21 with 7:46 left in the third quarter.

Pumphrey then took over, scoring from 33 yards out on the first play of the fourth quarter and, after NIU answered with a 7-yard touchdown pass from Ryan Graham to Shane Wimann, took his next attempt 79 yards to put the Aztecs up, 42-28. Trey Lomax then picked off Graham and SDSU held on for its 13th consecutive victory.

Pumphrey, who ran for a career-high 281 yards with three touchdowns last week in a 45-40 San Diego State win over California, finished with 220 today on 23 carries (9.6 avg.). Highlighting his game was the 112 yards and two scores on just two attempts in the fourth quarter. Pumphrey's other touchdown came on a 46-yard run to put the Aztecs on the scoreboard.

It was the fourth career 200-yard game for Pumphrey and 24th 100-yard game, breaking Marshall Faulk's SDSU career record. Pumphrey also moved into first on the school's all-time list in all-purpose yards and rushing attempts in the game.

Chapman got San Diego State off to a quick start with touchdown passes to Rashaad Penny (27 yards), Kahale Warring (5 yards) and Holder (33 yards) before Northern Illinois mounted its comeback.

Chapman finished the game 11 for 19 for 126 yards and three touchdowns with one interception. Holder had four receptions for 67 yards and his third touchdown of the season for the Aztecs.

Malik Smith had a team-high 10 tackles (six solo) and a pass breakup to pace the defense, while Calvin Munson recorded nine tackles and Parker Baldwin added a career-high eight stops (seven solo).

Damontae Kazee had five solo tackles and a 28-yard interception return, the 12th pick of his career. Alex Barrett added four tackles, including two for a loss and a 10-yard sack.

Punter Tanner Blain had arguably the best game of his career, putting four of his five punts inside the 7-yard line, including three inside the 5. Blain, a Lindenhurst, Ill., native, also had a season-long 52-yard punt. The Huskies failed to score on any of Blain's punts inside the 7 and finished the game with an average field position of its own 23-yard line.

>>> SCORING SUMMARY

Qtr	Time	Team	Scoring Play	Plays	TOP	Score
1st	7:19	SDSU	Pumphrey 46-yd run (Baron kick)	1-46	0:09	7-0
1st	1:08	SDSU	Penny 27-yd pass from Chapman (Baron kick)	6-68	3:16	14-0
2nd	14:09	SDSU	Warring 5-yd pass from Chapman (Baron kick)	4-13	1:43	21-0
2nd	6:19	SDSU	Holder 33-yd pass from Chapman (Baron kick)	3-45	1:14	28-0
2nd	3:52	NIU	Golladay 12-yd run (Hagan kick)	7-65	2:27	28-7
3rd	12:03	NIU	Golladay 49-yd pass from Graham (Hagan kick)	2-54	0:31	28-14
3rd	7:46	NIU	Wimann 14-yd pass from Graham (Hagan kick)	7-73	3:08	28-21
4th	14:54	SDSU	Pumphrey 33-yd run (Baron kick)	5-53	1:44	35-21
4th	8:02	SDSU	Wimann 7-yd pass from Graham (Hagan kick)	16-65	6:43	35-28
4th	7:40	SDSU	Pumphrey 79-yd run (Baron kick)	2-79	0:17	42-28

INDIVIDUAL STATISTICS

>>> SAN DIEGO STATE

Rushing	Att	Yds	TD	Long	Avg
Pumphrey	23	220	3	79	9.6
Penny	14	65	0	27	4.6
TEAM	3	-3	0	0	-1.0
Chapman	5	-4	0	5	-0.8
Totals	45	278	3	79	6.2

Passing	C-A-I	Yds	TD	Long	Sack
Chapman	11-19-1	126	3	33	1
Totals	11-19-1	126	3	33	1

Receiving	No.	Yds	TD	Long
Holder	4	67	1	33
Penny	2	37	1	27
Wells	1	11	0	11
Warring	1	5	1	5
Judge	1	5	0	5
Bawden	1	4	0	4
Pumphrey	1	-3	0	0
Totals	11	126	3	33

>>> NORTHERN ILLINOIS

Rushing	Att	Yds	TD	Long	Avg
Huff	12	46	0	15	3.8
Bouagnon	7	37	0	18	5.3
Golladay	3	20	1	12	6.7
Blake	3	19	0	11	6.3
Turner	3	18	0	10	6.0
Graham	8	11	0	8	1.4
Maddie	1	6	0	6	6.0
TEAM	2	-2	0	0	-1.0
Totals	39	155	1	18	4.0

Passing	C-A-I	Yds	TD	Long	Sack
Graham	18-36-2	221	3	49	1
Totals	18-36-2	221	3	49	1

Receiving	No.	Yds	TD	Long
Golladay	6	80	1	49
Wimann	3	25	2	14
Blake	3	19	0	8
Huff	2	38	0	30
Turner	2	11	0	7
Saffold	1	28	0	28
Brown	1	19	0	19
Totals	18	221	3	49

Game 4

SAN DIEGO STATE	6	10	8	0	-	24
SOUTH ALABAMA	14	0	7	21	-	42

Oct. 1 | Ladd-Peebles Stadium | Mobile, Ala. | 7:02 p.m. CT | Attendance: 14,741



TEAM STATISTICS

	SDSU	USA
FIRST DOWNS	20	18
Rushing	12	7
Passing	8	9
Penalty	0	2
NET YARDS RUSHING	157	89
Rushing Attempts	41	40
Average Per Rush	3.8	2.2
Rushing Touchdowns	2	2
Yards Gained Rushing	235	117
Yards Lost Rushing	78	28
NET YARDS PASSING	159	242
Completions-Attempts-Int	13-22-0	16-21-1
Average Per Attempt	7.2	11.5
Average Per Completion	12.2	15.1
Passing Touchdowns	1	3
TOTAL OFFENSE YARDS	316	331
Total offense plays	63	61
Average Gain Per Play	5.0	5.4
Fumbles: Number-Lost	3-2	0-0
Penalties: Number-Yards	10-85	10-93
PUNTS-YARDS	5-232	5-232
Average Yards Per Punt	46.4	46.4
Net Yards Per Punt	42.6	39.8
Inside 20	2	2
50+ Yards	1	3
Touchbacks	0	0
Fair catch	0	0
KICKOFFS-YARDS	5-295	7-301
Average Yards Per Kickoff	59.0	43.0
Net Yards Per Kickoff	41.2	34.7
Touchbacks	2	0
Punt returns: Number-Yards-TD	2-33-0	3-19-0
Average Per Return	16.5	6.3
Kickoff returns: Number-Yds-TD	3-58-0	2-39-0
Average Per Return	19.3	19.5
Interceptions: Number-Yds-TD	1-0-0	0-0-0
Fumble Returns: Number-Yds-TD	0-0-0	1-80-1
Miscellaneous Yards	0	0
Possession Time	26:43	33:17
1st Quarter	4:35	10:25
2nd Quarter	4:04	10:56
3rd Quarter	8:49	6:11
4th Quarter	9:15	5:45
Third-Down Conversions	2 of 10	7 of 13
Fourth-Down Conversions	0 of 2	0 of 0
Red-Zone Scores-Chances	4-4	3-4
Touchdowns	3-4	3-4
Field goals	1-4	0-4
Sacks By: Number-Yards	3-21	4-25
PAT Kicks	1-1	6-6
Field Goals	1-1	0-0
Points off turnovers	3	7

▶▶ GAME NOTES

Big Notes

- San Diego State's win streaks that were snapped:
- 13 consecutive wins (was second-longest active win streak in FBS (Alabama)).
- 5 consecutive road victories.
- 7 straight victories in October.

Team Notes

- SDSU trailed, 7-0, in the first quarter, the first time it had trailed this season and the first time in 249 minutes, 32 seconds (249:32) since the MW Championship game against Air Force.
- San Diego State outscored South Alabama, 16-14, in the first half and has now outscored the opposition, 292-94, in the first half over its last 14 games.
- The Aztecs have a rushing touchdown in 16 straight games (41 total) and in 26 of their last 27 games, and 13 straight with multiple rushing scores (38 total).
- SDSU dropped to 28-4 over its last 32 games when recording at least two rushing touchdowns.
- San Diego State converted its first 2-point attempt since Nov. 9, 2013 at San José State.

Trends

- SDSU started with the ball for the 53rd time over its last 59 games.
- San Diego State lost the toss for just the 10th time over the last 28 games.
- The Aztecs allowed a point on their opponent's opening drive for just the second time over the last 15 games.
- San Diego State trailed by eight at the end of the first quarter, its largest deficit after one quarter since trailing at Fresno State, 10-0, on Oct. 3, 2014 (L, 24-13).
- SDSU extended its streak of not trailing at halftime to 14 games (last time was a 27-24 deficit at Penn State on Sept. 26, 2015).

No. 19/24 SDSU Upset by South Alabama

MOBILE, Ala. - No. 19/24 San Diego State saw its 13-game winning streak snapped in a 42-24 loss at South Alabama Oct. 1 in Mobile, Ala.

The Aztecs (3-1) took a 24-21 lead late in the third quarter when Christian Chapman found Kahale Warring with a 12-yard touchdown pass, but the Jaguars (3-2) scored the final 21 points of the game to knock off SDSU for a second straight season.

Cole Garvin, who replaced injured starter Dallas Davis, gave USA a lead it would not relinquish with a 20-yard touchdown strike to Josh Magee.

After a botched snap by San Diego State's backup long snapper, South Alabama started its next drive on the Aztec 3-yard line. Two plays later, Dami Ayoola pounded it in from a yard out to put the Jaguars up by a 35-24 score.

SDSU got all the way to the USA 24-yard line, but fullback Nick Bowden fumbled a handoff on 3rd and 2 and South Alabama's Devon Earl picked it up and ran it back 80 yards for the final score of the game.

Tyreis Thomas put the Jaguars on the scoreboard first with a 12-yard run on their opening drive of the game. San Diego State appeared to force a 3 and out, but a roughing the kicker penalty on punter Corliss Waitman gave the ball back to USA. South Alabama ended up using up 3 minutes, 29 seconds (3:29) of clock time, marching 90 yards on eight plays before the Thomas touchdown.

The Aztecs used just two plays - a 33-yard pass from Christian Chapman to Mikah Holder and a 15-yard rushing touchdown by Rashaad Penny - to close the gap. A bad snap on the PAT, however, kept the score at 7-6.

The Jaguars extended its lead to 14-6 on the ensuing drive as they went 75 yards on eight plays, ending with a 37-yard pass from Garvin to Kevin Kutchera.

SDSU got back to within a point at 14-13 early in the second quarter when Donnel Pumphrey scampered in from seven yards out.

On its next drive, Chapman was sacked and lost the ball, giving USA a chance to extend its lead just before the half. San Diego State's Derek Babish, however, picked off Garvin in the end zone and the Aztecs responded with a 34-yard field goal by John Baron with four seconds left in the half to take a 16-14 lead.

South Alabama wasted no time coming out of the locker room as Garvin connected on a 79-yard touchdown pass on the second play of the third quarter to put the Jaguars back up at 21-16.

SDSU used an 11-play, 90-yard drive, culminating with Chapman's pass to Warring and a 2-point conversion from Chapman to David Wells to take its final lead of the game before USA closed the game with the final 21 points.

Garvin was 16-for-21 for 242 yards and three touchdowns to lead South Alabama. Josh Davis (6 catches, 81 yards, 1 touchdown) and Gerald Everett (5 catches, 103 yards, 1 touchdown) combined for 11 receptions, 184 yards and two scores for the Jaguars.

Pumphrey ran for 151 yards and a touchdown on 25 carries to lead San Diego State. He broke 100 yards rushing for the 25th time and went over 5,000 yards to become the Mountain West's all-time leading rusher.

>>> SCORING SUMMARY

Qtr	Time	Team	Scoring Play	Plays	TOP	Score
1st	10:38	USA	Thomas 12-yd run (Patterson kick)	8-90	3:29	0-7
1st	6:03	SDSU	Penny 15-yd run (Blain rush failed)	2-48	0:35	6-7
1st	1:46	USA	Kutchera 37-yd pass from Garvin (Patterson kick)	8-75	4:17	6-14
2nd	9:45	SDSU	Pumphrey 7-yd run (Baron kick)	3-40	0:58	13-14
2nd	0:05	SDSU	Baron 34-yd field goal	8-63	1:46	16-14
3rd	14:08	USA	Everett 79-yd pass from Garvin (Patterson kick)	2-82	0:52	16-21
3rd	3:06	SDSU	Warring 12-yd pass from Chapman (Wells pass f/Chapman)	11-90	5:35	24-21
4th	11:58	USA	Magee 20-yd pass from Garvin (Patterson kick)	11-69	6:08	24-28
4th	8:02	USA	Ayoola 1-yd run (Patterson kick)	2-3	0:41	24-35
4th	4:17	USA	Earl 80-yd fumble return (Patterson kick)	--	--	24-42

INDIVIDUAL STATISTICS

>>> SAN DIEGO STATE

Rushing	Att	Yds	TD	Long	Avg
Pumphrey	25	151	1	36	6.0
Penny	9	62	1	15	6.9
Bawden	1	4	0	4	4.0
Chapman	5	-17	0	9	-3.4
TEAM	1	-43	0	0	-43.0
Totals	41	157	2	36	3.8

Passing	C-A-I	Yds	TD	Long	Sack
Chapman	13-22-0	159	1	33	4
Totals	13-22-0	159	1	33	4

Receiving	No.	Yds	TD	Long
Judge	3	43	0	27
Holder	2	48	0	33
Wells	2	21	0	13
Pumphrey	2	7	0	12
Warring	1	12	1	12
Bawden	1	10	0	10
Favreau	1	9	0	9
Truxton	1	9	0	0
Totals	13	159	1	33

>>> SOUTH ALABAMA

Rushing	Att	Yds	TD	Long	Avg
Thomas	11	33	1	12	3.0
Ayoola	8	22	1	9	2.8
Garvin	8	14	0	13	1.8
Revell	5	13	0	4	2.6
Moore	6	11	0	4	1.8
TEAM	2	-4	0	0	-2.0
Totals	40	89	2	13	2.2

Passing	C-A-I	Yds	TD	Long	Sack
Garvin	16-21-1	242	3	79	3
Totals	16-21-1	242	3	79	3

Receiving	No.	Yds	TD	Long
Magee	6	83	1	31
Everett	5	103	1	79
Kutchera	3	56	1	37
Williams	1	1	0	1
Revell	1	-1	0	0
Totals	16	242	3	79

Game 5

UNLV	0	7	0	0	-	7
SAN DIEGO STATE	10	3	7	6	-	26

Oct. 8 | Qualcomm Stadium | San Diego, Calif. | 7:37 p.m. PT | Attendance: 33,296



TEAM STATISTICS

	UNLV	SDSU
FIRST DOWNS	9	22
Rushing	7	14
Passing	1	8
Penalty	1	0
NET YARDS RUSHING	113	245
Rushing Attempts	36	54
Average Per Rush	3.1	4.5
Rushing Touchdowns	0	2
Yards Gained Rushing	147	275
Yards Lost Rushing	34	30
NET YARDS PASSING	9	215
Completions-Attempts-Int	2-13-1	15-20-0
Average Per Attempt	0.7	10.8
Average Per Completion	4.5	14.3
Passing Touchdowns	0	1
TOTAL OFFENSE YARDS	122	460
Total offense plays	49	74
Average Gain Per Play	2.5	6.2
Fumbles: Number-Lost	2-0	1-1
Penalties: Number-Yards	0-0	7-75
PUNTS-YARDS	8-350	4-161
Average Yards Per Punt	43.8	40.2
Net Yards Per Punt	38.2	34.2
Inside 20	2	2
50+ Yards	1	1
Touchbacks	0	1
Fair catch	1	0
KICKOFFS-YARDS	2-78	6-383
Average Yards Per Kickoff	39.0	63.8
Net Yards Per Kickoff	31.5	41.2
Touchbacks	0	1
Punt returns: Number-Yards-TD	1-4-0	5-44-0
Average Per Return	4.0	8.8
Kickoff returns: Number-Yds-TD	5-111-0	1-15-0
Average Per Return	22.2	15.0
Interceptions: Number-Yds-TD	0-0-0	1-0-0
Fumble Returns: Number-Yds-TD	1-20-1	0-0-0
Miscellaneous Yards	0	0
Possession Time	21:58	38:02
1st Quarter	2:56	12:04
2nd Quarter	5:10	9:50
3rd Quarter	6:49	8:11
4th Quarter	7:03	7:57
Third-Down Conversions	5 of 14	5 of 14
Fourth-Down Conversions	0 of 1	2 of 3
Red-Zone Scores-Chances	0-0	2-2
Touchdowns	0-0	2-2
Field goals	0-0	0-2
Sacks By: Number-Yards	3-20	2-19
PAT Kicks	1-1	2-2
Field Goals	0-0	2-2
Points off turnovers	7	3

▶▶ GAME NOTES

Big Notes

- San Diego State outgained UNLV, 460-122, tied for the 13th-largest yard differential (338 yards) in its Division I history (since 1969). It was the 25th time in its DI history that SDSU had at least a 300-yard advantage in total yards.
- The Aztecs held the Rebels to just 122 yards of total offense, the fourth-fewest allowed by SDSU in its Division I history. UNLV's 122 yards were its fifth fewest in a game in at least 20 years (since 1996).
- SDSU held UNLV to just nine passing yards, ranked as the fourth-fewest allowed in its DI history. They were also the second fewest in a game by UNLV in at least 20 years (since 1996).
- San Diego State is 4-1 for the first time in 20 years (since 1996).
- The Aztecs won their 12th consecutive game against a conference opponent (including the win over Air Force in the 2015 Mountain West Championship), which is tied with Clemson for the longest active conference winning streak in FBS.
- San Diego State has won 12 straight home games against conference opponents.
- SDSU had two 100-yard rushers in the same game for the fourth time in the last 15 contests and 22nd time in school history. San Diego State is now 21-1 when it has multiple 100-yard rushers.

Team Notes

- San Diego State outscored UNLV, 13-7, in the first half and has now outscored the opposition, 305-101, in the first half over its last 15 games.
- The Aztecs have a rushing touchdown in 17 straight games (43 total) and in 27 of their last 28 games, and 14 straight with multiple rushing scores (40 total).

Pumphrey, Penny Lead SDSU over UNLV, 26-7

SAN DIEGO - San Diego State continued its dominance in Mountain West play, kicking off conference play with a 26-7 win over UNLV at Qualcomm Stadium.

The win was the 2015 Mountain West Conference champion's 11th-straight Mountain West win and their 12th consecutive victory at home against a conference foe.

The Aztecs' defense shined in the victory, holding the Rebels to just 122 yards of total offense. It was the fourth-fewest allowed by SDSU in its Division I history and the fifth fewest in a game for UNLV since 1996.

Taking advantage were the Scarlet and Black's running backs. Donnel Pumphrey had 198 yards from scrimmage and a touchdown, and Rashaad Penny added 160 scrimmage yards with two touchdowns.

SDSU had two 100-yard rushers in the same game for the fourth time in the last 15 contests and 22nd time in school history. San Diego State is now 21-1 when it has multiple 100-yard rushers.

Pumphrey ran 31 times for 141 yards and caught seven passes for 57 yards. His 26th career 100-yard rushing game tied DonTrell Moore (New Mexico, 2002-05) for the Mountain West Conference record. Pumphrey moved from 17th in NCAA history (using the official NCAA record books) to 14th with 5,163 rushing yards, passing the likes LaMichael James (5,082) and Montee Ball (5,140), among others.

Penny rushed 14 times for 110 yards and a touchdown, and added two catches for 50 yards and a touchdown. The rushing yards, rushing touchdown, receptions, receiving yards and receiving TD were all personal bests.

Penny got San Diego State off to a quick start on the Aztecs' first drive of the game with a 41-yard touchdown catch. He added a 4-yard TD run to cap the scoring in the fourth.

The first half saw kicker John Baron II produce a career game of his own. The sophomore was 2-for-2 in field goal attempts, including a pair of career-long makes (48 and 50 yards).

Baron became the first Aztec since 2007 with multiple field goals in the same game from at least 48 yards (third time since 1996).

With a 13-7 lead with 4:50 remaining in the third quarter, Pumphrey scored from nine yards, splitting a pair of defenders with a cutback move to give the Aztecs (4-1, 1-0) a 20-7 lead.

Christian Chapman was 15-for-20 for 215 yards and one touchdown. He improved to 6-1 as the starting quarterback, and connected on a career-high 75 percent of his passing attempts (min. 5 att.).

For the Rebels, Dalton Sneed completed just 2 of 12 for 9 yards and an interception for UNLV (2-4, 1-1).

Calvin Munson shared the team lead in tackles with five, four of which were solo. He led the team in tackles for the 12th time of his career (third time this season).

Damontae Kazee and Derek Babiash also recorded five tackles. Derek Babiash recorded an interception for the second straight game and now has two for his career. Austin Wyatt-Thayer, who posted a pair of tackles, had his first career sack. He was also one of six Aztecs with a tackle for loss.

>>> SCORING SUMMARY

Qtr	Time	Team	Scoring Play	Plays	TOP	Score
1st	13:16	SDSU	Penny 41-yd pass from Chapman (Baron kick)	4-72	1:44	0-7
1st	8:16	SDSU	Baron 48-yd field goal	10-27	4:51	0-10
2nd	10:35	LV	Baldwin 20-yd fumble recovery (Pantels kick)	--	--	7-10
2nd	1:28	SDSU	Baron 50-yd field goal	9-45	4:52	7-13
3rd	4:50	SDSU	Pumphrey 9-yd run (Baron kick)	6-60	2:29	7-20
4th	12:47	SDSU	Penny 4-yd run (Chapman pass failed)	10-81	4:31	7-26

INDIVIDUAL STATISTICS

>>> UNLV

Rushing	Att	Yds	TD	Long	Avg
Sneed	12	56	0	12	4.7
Thomas	9	27	0	15	3.0
Williams	9	21	0	7	2.3
Stevenson	1	12	0	12	12.0
Greene	1	1	0	1	1.0
Campbell	1	0	0	0	0.0
Palandech	3	-4	0	4	-1.3
Totals	36	113	0	15	3.1

Passing	C-A-I	Yds	TD	Long	Sack
Chapman	2-12-1	9	0	5	1
Palandech	0-1-0	0	0	0	1
Totals	2-13-1	9	0	5	2

Receiving	No.	Yds	TD	Long
Boyd	2	9	0	5
Totals	2	9	0	5

>>> SAN DIEGO STATE

Rushing	Att	Yds	TD	Long	Avg
Pumphrey	31	141	1	15	4.5
Penny	14	110	1	22	7.9
Washington	5	13	0	10	2.6
Chapman	4	-19	0	1	-4.8
Totals	54	275	2	22	4.5

Passing	C-A-I	Yds	TD	Long	Sack
Chapman	15-20-0	215	1	41	3
Totals	15-20-0	215	1	41	3

Receiving	No.	Yds	TD	Long
Pumphrey	7	57	0	15
Holder	3	68	0	28
Penny	2	50	1	41
Truxton	2	36	0	20
Anderson	1	4	0	4
Totals	15	215	1	41

Game 6

SAN DIEGO STATE	3	7	7	0	-	17
FRESNO STATE	0	0	3	0	-	0

Oct. 14 | Bulldog Stadium | Fresno, Calif. | 7:05 p.m. PT | Attendance: 24,731



TEAM STATISTICS

	SDSU	FS
FIRST DOWNS	25	10
Rushing	20	4
Passing	5	4
Penalty	0	2
NET YARDS RUSHING	292	78
Rushing Attempts	61	24
Average Per Rush	4.8	3.2
Rushing Touchdowns	2	0
Yards Gained Rushing	302	92
Yards Lost Rushing	10	14
NET YARDS PASSING	72	139
Completions-Attempts-Int	7-12-0	16-27-3
Average Per Attempt	6.0	5.1
Average Per Completion	10.3	8.7
Passing Touchdowns	0	0
TOTAL OFFENSE YARDS	364	217
Total offense plays	73	51
Average Gain Per Play	5.0	4.3
Fumbles: Number-Lost	1-0	0-0
Penalties: Number-Yards	6-65	5-36
PUNTS-YARDS	4-145	5-197
Average Yards Per Punt	36.2	39.4
Net Yards Per Punt	36.2	39.4
Inside 20	3	1
50+ Yards	1	0
Touchbacks	0	0
Fair catch	2	4
KICKOFFS-YARDS	4-256	2-122
Average Yards Per Kickoff	64.0	61.0
Net Yards Per Kickoff	41.2	40.5
Touchbacks	0	0
Punt returns: Number-Yards-TD	1-0-0	0-0-0
Average Per Return	0.0	0.0
Kickoff returns: Number-Yds-TD	2-41-0	4-91-0
Average Per Return	20.5	22.8
Interceptions: Number-Yds-TD	3-20-0	0-0-0
Fumble Returns: Number-Yds-TD	0-0-0	0-0-0
Miscellaneous Yards	0	0
Possession Time	37:19	22:41
1st Quarter	9:28	5:32
2nd Quarter	11:30	3:30
3rd Quarter	8:22	6:38
4th Quarter	7:59	7:01
Third-Down Conversions	7 of 13	5 of 14
Fourth-Down Conversions	0 of 1	0 of 2
Red-Zone Scores-Chances	2-3	0-0
Touchdowns	2-3	0-0
Field goals	0-3	0-0
Sacks By: Number-Yards	2-12	1-1
PAT Kicks	2-2	0-0
Field Goals	1-1	1-1
Points off turnovers	3	0

▶▶ GAME NOTES

Big Notes

- Donnel Pumphrey recorded his fifth career 200-yard rushing game, 12th career 150-yard game and 27th career 100-yard game with 220 yards and two touchdowns. He moved from 14th to eighth on the all-time NCAA rushing list with 5,383 yards passing Archie Griffin (5,177), Herschel Walker (5,259) and LaDainian Tomlinson (5,263), among others.
 - San Diego State won its 13th consecutive game against a conference opponent (including the win over Air Force in the 2015 Mountain West Championship). That is the longest active streak in the nation, one game ahead of Clemson (12).
 - The Aztecs are outscoring the opposition, 427-145, (32.8-11.2) over the 13-game conference winning streak.
 - SDSU improved to 5-1 overall, their best six-game record to open a campaign since the 1997 squad was 5-1.
 - San Diego State held the Bulldogs to 217 total yards and now has held 18 consecutive conference opponents to less than 400 yards of total offense, the longest active streak in FBS.
 - The Aztecs won their 27th consecutive game when rushing for at least 200 yards. SDSU is now 35-2 in the Rocky Long era when rushing for 200-plus yards.
 - SDSU held Fresno State to three points, its fewest in a home game since at least 1996 and fewest in any game since being shut out at No. 3 Boise State, 51-0, on Nov. 19, 2010.
- Team Notes**
- San Diego State forced three turnovers and has now forced 27 turnovers over the last 10 games against a Mountain West team, while committing just five.
 - The Aztecs won their fourth straight game played on Friday and improved to 10-2 all-time in Friday contests.

Aztecs Run Past Fresno State, 17-3

FRESNO, Calif. - Donnel Pumphrey rushed for 220 yards and two touchdowns, and the San Diego State defense dominated Fresno State in a 17-3 win on Oct. 14 in Fresno, Calif.

Pumphrey posted his third 200-yard game of the season and became the first player in FBS play this year to surpass 1,000 rushing yards. He also moved from 14th to eighth on the NCAA's all-time rushing list, passing the likes of Archie Griffin, Herschel Walker and LaDainian Tomlinson, among others.

In a game that the Aztecs (5-1, 2-0 MW) dominated in all phases, including total offense (364-217), rushing (292-78), turnovers (0-3) and time of possession (37:19-22:41), SDSU set the tone early with a 12-play, 75-yard drive over 6:18. Although San Diego State failed to score - going for it on 4th and goal from the 1-yard line - it showed that they were not going to just take the points.

Starting on their own 1-yard line, the Bulldogs (1-5, 0-3 MW) ran two rushing plays to get to the 3 before Chase Virgil's pass on 3rd and 7 was picked off by a jumping Damontae Kazee at the FS 46. It was Kazee's 13th career interception, tying the Aztecs' Division I era (since 1969) record and tying for second in program history.

SDSU managed a field goal on its ensuing drive as John Baron connected from 47 yards to put the visitors up, 3-0. It was Baron's third straight field goal make (and attempt) from at least 47 yards.

After forcing a punt, San Diego State put together an 11-play, 75-yard drive over 6:43, culminating with a 2-yard touchdown run by Pumphrey to take a 10-0 lead.

The teams traded punts before Fresno State got into Aztec territory late in the half. The Bulldogs, however, attempted a pass on a punt attempt and Derek Babash picked off Blake Cusick for this third straight game with an interception.

FS finally got on the scoreboard on its first drive of the second half when Kody Kroening nailed a 39-yard field goal with 9:54 left in the third quarter.

The teams traded punts once again with SDSU adding to its lead late in the third quarter. Pumphrey ended the 9-play, 52-yard drive with a 13-yard run, giving San Diego State a 17-3 lead and marking the final points of the game.

Fresno State got all the way to the Aztec 48-yard line late in the fourth quarter, but Kameron Kelly intercepted Virgil at the 21, sealing the 13th straight win by SDSU over a conference opponent.

Pumphrey finished with a career-high 38 carries, breaking 100 yards for the fifth straight game and 27th time of his career, breaking another MW record. It was also his 12th career 150-yard game and sixth 200-yard affair. Pumphrey's two rushing scores moved him into a tie for the 13th most in NCAA history at 56.

At 5-1, San Diego State matched its best start to a season since 1997.

The Aztecs held the Bulldogs to just three points, their fewest in a home game since at least 1996 and fewest in any game since being shut out at No. 3 Boise State, 51-0, on Nov. 19, 2010.

SDSU quarterback Christian Chapman only attempted 12 passes, completing seven of them, for 72 yards to improve to 7-1 as the team's starting quarterback.

Playing in front of his hometown crowd, tight end David Wells set career highs with three catches and 30 yards.

Calvin Munson led San Diego State in tackles for the fourth time this year in six games and 13th time of his career with 10 stops. It was his third double-digit tackle game of the year and eighth of his career.

The Aztecs held their 18th straight conference opponent to less than 400 yards of total offense, extending their FBS lead and won their 27th straight game when rushing for at least 200 yards.

>>> SCORING SUMMARY

Qtr	Time	Team	Scoring Play	Plays	TOP	Score
1st	4:21	SDSU	Baron 47-yd field goal	6-17	3:10	3-0
2nd	9:15	SDSU	Pumphrey 2-yd run (Baron kick)	11-75	5:34	10-0
3rd	9:54	FS	Kroening 39-yd field goal	13-54	5:06	10-3
3rd	0:09	SDSU	Pumphrey 13-yd run (Baron kick)	9-52	3:28	17-3

INDIVIDUAL STATISTICS

>>> SAN DIEGO STATE

Rushing	Att	Yds	TD	Long	Avg
Pumphrey	38	220	2	22	5.8
Penny	15	49	0	12	3.3
Chapman	6	26	0	13	4.3
TEAM	2	-3	0	0	-1.5
Totals	61	292	2	22	4.8

Passing	C-A-I	Yds	TD	Long	Sack
Chapman	7-12-0	72	0	14	1
Totals	7-12-0	72	0	14	1

Receiving	No.	Yds	TD	Long
Wells	3	30	0	14
Bawden	2	23	0	14
Houston	1	14	0	14
Penny	1	5	0	5
Totals	7	72	0	14

>>> FRESNO STATE

Rushing	Att	Yds	TD	Long	Avg
Virgil	9	44	0	28	4.9
James	15	34	0	10	2.3
Totals	24	78	0	28	3.2

Passing	C-A-I	Yds	TD	Long	Sack
Virgil	16-26-2	139	0	49	2
Cusick	0-1-1	0	0	0	0
Totals	16-27-3	139	0	49	2

Receiving	No.	Yds	TD	Long
Johnson	8	56	0	22
Peck	6	32	0	8
Jordan	1	49	0	49
Riddering	1	2	0	2
Totals	16	139	0	49

Game 7

SAN JOSE STATE	0	3	0	0	-	3
SAN DIEGO STATE	7	14	21	0	-	42

Oct. 21 | Qualcomm Stadium | San Diego, Calif. | 7:35 p.m. PT | Attendance: 25,613



TEAM STATISTICS

	UNLV	SDSU
FIRST DOWNS	14	22
Rushing	3	12
Passing	10	7
Penalty	1	3
NET YARDS RUSHING	67	293
Rushing Attempts	28	44
Average Per Rush	2.4	6.7
Rushing Touchdowns	0	5
Yards Gained Rushing	100	298
Yards Lost Rushing	33	5
NET YARDS PASSING	142	167
Completions-Attempts-Int	18-37-0	13-18-1
Average Per Attempt	3.8	9.3
Average Per Completion	7.9	12.8
Passing Touchdowns	0	1
TOTAL OFFENSE YARDS	209	460
Total offense plays	65	62
Average Gain Per Play	3.2	7.4
Fumbles: Number-Lost	1-0	1-0
Penalties: Number-Yards	7-69	5-37
PUNTS-YARDS	7-110	3-122
Average Yards Per Punt	44.3	40.7
Net Yards Per Punt	41.4	34.0
Inside 20	0	0
50+ Yards	3	0
Touchbacks	0	0
Fair catch	1	1
KICKOFFS-YARDS	2-130	7-448
Average Yards Per Kickoff	65.0	64.0
Net Yards Per Kickoff	40.0	44.6
Touchbacks	2	0
Punt returns: Number-Yards-TD	2-20-0	2-20-0
Average Per Return	10.0	10.0
Kickoff returns: Number-Yds-TD	7-136-0	0-0-0
Average Per Return	19.4	0.0
Interceptions: Number-Yds-TD	1-16-0	0-0-0
Fumble Returns: Number-Yds-TD	0-0-0	0-0-0
Miscellaneous Yards	0	0
Possession Time	29:01	30:59
1st Quarter	6:48	8:12
2nd Quarter	8:20	6:40
3rd Quarter	3:23	11:37
4th Quarter	10:30	4:30
Third-Down Conversions	7 of 18	4 of 9
Fourth-Down Conversions	1 of 3	2 of 2
Red-Zone Scores-Chances	1-2	4-4
Touchdowns	0-2	4-4
Field goals	1-2	0-4
Sacks By: Number-Yards	1-4	5-21
PAT Kicks	0-0	6-6
Field Goals	1-1	0-0
Points off turnovers	3	0

▶▶ GAME NOTES

Big Notes

- The Aztecs are bowl eligible for the seventh straight season.
- SDSU's 39-point winning margin was its largest since a 47-0 win over Nicholls on Sept. 4, 2010 and largest in a league game since a 56-8 victory over Hawai'i on Oct. 11, 1996.
- SDSU had two 100-yard rushers in the same game for the fifth time in the last 17 contests and 23rd time in school history. San Diego State is now 22-1 when it has multiple 100-yard rushers.
- Donnel Pumphrey recorded his 27th career 100-yard game with 135 yards and two touchdowns on 24 carries.
- Rashaad Penny had his second 100-yard game in three games. He finished five yards shy of his career high of 110.
- The Aztecs improved to 6-1 overall, their best seven-game record to open a campaign since the 1977 squad was 6-1.
- San Diego State held its third straight opponent to single digits in scoring for the first time since a four-game stretch from Oct. 15-Nov. 5, 1977.
- SDSU held the Spartans to 209 total yards and now has held 19 consecutive conference opponents to less than 400 yards of total offense, the longest active streak.
- The Aztecs won their 28th consecutive game when rushing for at least 200 yards. SDSU is now 36-2 in the Rocky Long era when rushing for 200-plus yards.

Team Notes

- The Aztecs won their fifth straight game played on Friday and improved to 11-2 all-time in Friday contests.
- SDSU won its fifth straight game against a team from the state of California (California, Fresno State (2), and San José State (2)). That is San Diego State's longest win streak against teams from the Golden State since a five-game streak from 1977-78.

San Diego State Rolls Past SJSU, 42-3

SAN DIEGO - Donnel Pumphrey ran for 135 yards and two touchdowns and Rashaad Penny ran for 105 yards and three scores to lead San Diego State to a 42-3 win over San José State to become bowl eligible for a seventh straight season Oct. 21 at Qualcomm Stadium.

The Aztecs (6-1, 3-0 MW) outgained the Spartans (2-6, 1-3 MW), 460-209, and continued their best start since 1977. The 39-point margin of victory was SDSU's best since a 47-0 win against Nicholls in 2010 and was the largest in a conference game since a 56-8 victory over Hawai'i in 1996.

San Diego State scored its first three touchdowns - a 4-yard pass from Christian Chapman to David Wells, a 3-yard run by Penny and a 27-yard run by Pumphrey - before SJSU got on the scoreboard with a 26-yard field goal late in the first half, closing the gap at 21-3.

The Aztecs then scored on three straight drives in the third quarter, beginning with a 4-yard run by Penny, followed by a 23-yard scamper by Pumphrey and ending with a career-long 73-yard dash by Penny.

San José State got 105 of its 209 yards over its final two drives in the fourth quarter, but failed on a fourth-and-goal from the 5 and a fourth-and-six from the 35 to close out the game.

Pumphrey's two touchdowns broke two more of Marshall Faulk's career records, including rushing (58) and overall (63). Both numbers rank in a tie for 11th in NCAA FBS history. He also finished with his sixth straight 100-yard game and 28th of his career. Pumphrey added two catches for 14 yards.

Penny, meanwhile, ran for his 105 yards on just nine attempts (11.7 avg.), thanks mainly on the 73-yarder. His three rushing touchdowns (and overall scores) were both career highs as he earned his second 100-yard game in three contests. Penny added two catches for 64 yards.

SDSU had two 100-yard rushers in the same game for the fifth time in the last 17 contests and 23rd time in program history.

Quarterback Christian Chapman added 31 yards on the ground as San Diego State ran for 293 yards and five touchdowns, winning its 28th consecutive game when rushing for at least 200 yards.

Chapman also threw for 167 yards and a touchdown, going 13 for 18.

David Wells posted career highs of five receptions and 62 yards, all in the first two drives, including a 4-yard touchdown catch from Chapman. Both the five catches and 62 yards were the Aztecs' most by a tight end since Gavin Escobar in 2012.

The San Diego State defense held its third straight opponent to single digits for the first time since a four-game stretch from Oct. 15-Nov. 5, 1977.

SDSU extended numerous streaks, including consecutive wins against conference opponents (14), home wins vs. league foes (13), victories in the Pacific Time Zone (12) and wins a home (9).

>>> SCORING SUMMARY

Qtr	Time	Team	Scoring Play	Plays	TOP	Score
1st	2:10	SDSU	Wells 4-yd pass from Chapman (Baron kick)	10-70	5:18	0-7
2nd	12:34	SDSU	Penny 3-yd run (Baron kick)	7-62	2:47	0-14
2nd	09:41	SDSU	Pumphrey 27-yd run (Baron kick)	3-43	0:50	0-21
2nd	03:00	SJ	Crawford 26-yd field goal	6-16	1:55	3-21
3rd	10:25	SDSU	Penny 4-yd run (Baron kick)	10-75	4:35	3-28
3rd	03:29	SDSU	Pumphrey 23-yd run (Baaron kick)	11-76	5:58	3-35
3rd	00:00	SDSU	Penny 73-yd run (Baron kick)	2-71	1:04	3-42

INDIVIDUAL STATISTICS

>>> SAN JOSÉ STATE

Rushing	Att	Yds	TD	Long	Avg
Potter	9	42	0	21	4.7
Roberson	5	14	0	4	2.8
Zigler	7	14	0	4	2.0
Cooper	3	4	0	4	1.3
Love	4	-7	0	7	-1.8
Totals	28	67	0	21	2.4

Passing	C-A-I	Yds	TD	Long	Sack
Potter	13-29-0	104	0	23	3
Love	5-8-0	38	0	11	2
Totals	18-37-0	142	0	23	5

Receiving	No.	Yds	TD	Long
Crawley	4	10	0	9
Hartley	3	46	0	22
Johnson	3	18	0	8
Holmes	2	32	0	23
Cooper	1	11	0	11
Roberson	1	10	0	10
Cottrell	1	9	0	9
Oliver	1	6	0	6
Zigler	1	3	0	3
Smith	1	-3	0	0
Totals	18	142	0	23

>>> SAN DIEGO STATE

Rushing	Att	Yds	TD	Long	Avg
Pumphrey	24	135	2	27	5.6
Penny	9	105	3	73	11.7
Chapman	5	31	0	13	6.2
Washington	6	22	0	12	3.7
Totals	44	293	5	73	6.7

Passing	C-A-I	Yds	TD	Long	Sack
Chapman	13-18-1	167	1	35	1
Totals	13-18-1	167	1	35	1

Receiving	No.	Yds	TD	Long
Wells	5	62	1	24
Penny	2	64	0	35
Bowden	2	17	0	9
Pumphrey	2	14	0	7
Anderson	1	6	0	6
Washington	1	4	0	4
Totals	13	167	1	35

Game 8

SAN DIEGO STATE	10	10	3	17	-	40
UTAH STATE	7	0	0	6	-	13

Oct. 28 | Maverick Stadium | Logan, Utah | 6:00 p.m. MT | Attendance: 17,332



TEAM STATISTICS

	SDSU	USU
FIRST DOWNS	20	12
Rushing	18	4
Passing	0	6
Penalty	2	2
NET YARDS RUSHING	400	71
Rushing Attempts	57	28
Average Per Rush	7.0	2.5
Rushing Touchdowns	2	1
Yards Gained Rushing	418	90
Yards Lost Rushing	18	19
NET YARDS PASSING	14	181
Completions-Attempts-Int	4-10-0	11-26-1
Average Per Attempt	1.4	7.0
Average Per Completion	3.5	16.5
Passing Touchdowns	1	1
TOTAL OFFENSE YARDS	414	252
Total offense plays	67	54
Average Gain Per Play	6.2	4.7
Fumbles: Number-Lost	0-0	1-1
Penalties: Number-Yards	4-40	4-39
PUNTS-YARDS	3-132	7-310
Average Yards Per Punt	44.0	44.3
Net Yards Per Punt	45.0	44.3
Inside 20	1	1
50+ Yards	2	1
Touchbacks	0	0
Fair catch	0	6
KICKOFFS-YARDS	8-508	3-185
Average Yards Per Kickoff	63.5	61.7
Net Yards Per Kickoff	44.8	32.7
Touchbacks	2	1
Punt returns: Number-Yards-TD	0-0-0	2-(-3)-0
Average Per Return	0.0	-1.5
Kickoff returns: Number-Yds-TD	2-62-0	6-100-0
Average Per Return	31.0	16.7
Interceptions: Number-Yds-TD	1-28-1	0-0-0
Fumble Returns: Number-Yds-TD	0-0-0	0-0-0
Miscellaneous Yards	0	0
Possession Time	36:45	23:15
1st Quarter	9:08	5:52
2nd Quarter	11:34	3:26
3rd Quarter	10:15	4:45
4th Quarter	5:48	9:12
Third-Down Conversions	7 of 14	5 of 14
Fourth-Down Conversions	0 of 0	1 of 1
Red-Zone Scores-Chances	4-4	1-1
Touchdowns	2-4	1-1
Field goals	2-4	0-1
Sacks By: Number-Yards	3-13	2-4
PAT Kicks	4-4	1-2
Field Goals	4-4	0-0
Points off turnovers	10	0

▶▶ GAME NOTES

Big Notes

- Donnel Pumphrey moved from eighth on the NCAA FBS all-time rushing list to fifth (5,741) with 223 yards tonight, passing Cedric Benson (5,540), Travis Prentice (5,596) and Charles White (5,598), despite not playing in the fourth quarter for the second consecutive game.
- SDSU's rushing yards are tied for the second most in its Division I history (since 1969) and seventh in program history.
- Donnel Pumphrey recorded his seventh straight 100-yard rushing game and 28th of his career with 223 yards on 32 carries (7.0).
- Juwan Washington recorded his first career 100-yard rushing game with 137 yards and two touchdowns on 14 carries (9.8 avg.).
- SDSU has two 100-yard rushers in the same game for the sixth time in the last 18 contests and 24th time in school history. San Diego State is now 23-1 when it has multiple 100-yard rushers.
- Rocky Long claimed his 50th victory at San Diego State (115th overall). He is just the third football coach in program history to reach that milestone (also: Don Coryell (104) and Claude Gilbert (61)). He has more victories than his three predecessors combined (Brady Hoke (13), Chuck Long (9) and Tom Craft (19)).

Team Notes

- San Diego State trailed, 7-0, with 8:08 left in the first quarter, its first time trailing in a regular season league game since a 10-7 deficit at Colorado State on Oct. 31, 2015 (SDSU won, 41-17). It was its first time trailing in 400 minutes, 14 seconds (400:14).
- The Aztecs won their sixth straight game played on Friday and improved to 12-2 all-time in Friday contests.

San Diego State Rolls Utah State, 40-13

LOGAN, Utah - Donnel Pumphrey ran for 223 yards, moving into the top five on the NCAA career list, and Juwan Washington added 137 yards and two touchdowns in San Diego State's 40-13 victory over Utah State on Oct. 28.

SDSU piled up 400 yards on the ground, holding the Aggies to 71 yards rushing. San Diego State's 2,169 rushing yards are tied for the second most in its Division I history (since 1969) and seventh in program history.

Pumphrey broke 200 yards for the fourth time of the season (tied with Marshall Faulk for most in SDSU single-season history) and sixth time of his career (second in school history, one behind Faulk). He also recorded his fourth game this year with at least 220 yards (no other player in FBS this year has more than one).

The game got off to a surprising start for the Aztecs, who had not trailed in a game since a 10-7 deficit at Colorado State on Oct. 31, 2015. With just over eight minutes remaining in the first quarter, Aggies starting quarterback Kent Myers rushed 10 yards into the end zone for the first score of the game. It was the Aztecs' first time trailing in 400 minutes, 14 seconds (400:14).

But the Scarlet and Black replied immediately with a 50-second drive. Rashaad Penny returned the kickoff for 56 yards, which Pumphrey followed up with a five-yard rush. Washington ran 39 yards for his first career touchdown, knotting the score at 7-7. He added a second touchdown in the fourth quarter en route to his first 100-yard game.

San Diego State took the game and ran with it, due in large part to John Baron II. The sophomore was perfect on a career high four field goals in the driving rain, hitting his target from 21, 23, 41 and 43 yards. The four field goals tied a school record. He has now made eight straight field goals and is 10-for-11 (.900) on the season (and his career).

Quest Truxton and Malik Smith also recorded the first touchdowns of their career. With the score at 10-7 in the second quarter, Truxton caught a 10-yard pass from Christian Chapman for the 17-7 lead.

Smith, meanwhile, intercepted the ninth pass of his career in the fourth quarter and sprinted 28 yards into the end zone for the 40-7 score. San Diego State now has six interception returns for a touchdown (by five players) since the beginning of 2015.

Defensively, Ronley Lakalaka led the team in tackles (6) for the first time of his career. Dakota Turner forced his first career fumble, while Parker Baldwin recovered his first career fumble.

At quarterback for the Aztecs, Christian Chapman was 4-for-9 for 14 yards and one touchdown with zero interceptions. He improved to 9-1 as the starting quarterback, throwing the 10th touchdown of the season and 12th of his career.

The win was the 50th of SDSU head coach Rocky Long's career at San Diego State and his 115th overall. He is just the third football coach in program history to reach that milestone (also: Don Coryell (104) and Claude Gilbert (61)). He has more victories than his three predecessors combined (Brady Hoke (13), Chuck Long (9) and Tom Craft (19)).

The Aztecs handed Utah State just its fifth home loss in its last 31 home games (the Aggies entered the game with the nation's ninth-highest home winning percentage since Nov. 12, 2011 at 26-4).

>>> SCORING SUMMARY

Qtr	Time	Team	Scoring Play	Plays	TOP	Score
1st	8:08	USU	Myers 10-yd run (Warren kick)	7-70	2:57	0-7
1st	7:11	SDSU	Washington 39-yd run (Baron kick)	2-44	0:44	7-7
1st	1:04	SDSU	Baron 21-yd field goal	9-61	4:16	10-7
2nd	6:33	SDSU	Truxton 10-yd pass from Chapman (Baron kick)	16-79	8:13	17-7
2nd	0:00	SDSU	Baron 41-yd field goal	5-45	1:35	20-7
3rd	8:24	SDSU	Baron 43-yd field goal	9-46	4:20	23-7
4th	14:49	SDSU	Baron 23-yd field goal	12-53	6:06	26-7
4th	13:33	SDSU	Washington 1-yd run (Baron kick)	2-65	0:44	33-7
4th	13:21	SDSU	Smith 28-yd interception return (Baron kick)	--	--	40-7
4th	7:59	USU	Colston-Green 23-yd pass from Myers	13-91	5:14	40-13

INDIVIDUAL STATISTICS

>>> SAN DIEGO STATE

Rushing	Att	Yds	TD	Long	Avg
Pumphrey	32	223	0	44	7.0
Washington	14	137	2	64	9.8
Truxton	1	21	0	21	21.0
Penny	5	16	0	8	3.2
Chapman	3	6	0	10	2.0
Totals	57	400	2	64	7.0

Passing	C-A-I	Yds	TD	Long	Sack
Chapman	4-9-0	14	1	10	2
Pumphrey	0-1-0	0	0	0	0
Totals	4-10-0	14	1	10	2

Receiving	No.	Yds	TD	Long
Truxton	1	10	1	10
Houston	1	5	0	5
Penny	1	0	0	0
Wells	1	-1	0	0
Totals	4	14	1	10

>>> UTAH STATE

Rushing	Att	Yds	TD	Long	Avg
Myers	9	26	1	12	2.9
Hobbs	6	23	0	11	3.8
Mays	8	19	0	10	2.4
Lindsey	3	5	0	2	1.7
Hunt	1	3	0	3	3.0
Lewis	1	-5	0	0	-5.0
Totals	28	71	1	12	2.5

Passing	C-A-I	Yds	TD	Long	Sack
Myers	11-26-1	181	1	43	3
Totals	11-26-1	181	1	43	3

Receiving	No.	Yds	TD	Long
Houston	3	40	0	25
Tarver	3	28	0	14
Colston-Green	2	30	1	23
Byers	1	43	0	43
Lewis	1	22	0	22
Rodriguez	1	18	0	18
Totals	11	181	1	43

Game 9

HAWAI'I	0	0	0	0	-	0
SAN DIEGO STATE	14	13	14	14	-	55

Nov. 5 | Qualcomm Stadium | San Diego, Calif. | 4:00 p.m. PT | Attendance: 41,644



TEAM STATISTICS

	SDSU	UH
FIRST DOWNS	15	19
Rushing	3	14
Passing	12	4
Penalty	0	1
NET YARDS RUSHING	48	296
Rushing Attempts	27	42
Average Per Rush	1.8	7.0
Rushing Touchdowns	0	2
Yards Gained Rushing	71	331
Yards Lost Rushing	23	35
NET YARDS PASSING	167	97
Completions-Attempts-Int	25-45-4	8-16-1
Average Per Attempt	3.7	6.1
Average Per Completion	6.7	12.1
Passing Touchdowns	0	3
TOTAL OFFENSE YARDS	215	393
Total offense plays	72	58
Average Gain Per Play	3.0	6.8
Fumbles: Number-Lost	1-0	1-0
Penalties: Number-Yards	8-69	3-20
PUNTS-YARDS	8-359	3-153
Average Yards Per Punt	44.9	51.0
Net Yards Per Punt	33.2	44.3
Inside 20	2	2
50+ Yards	2	1
Touchbacks	1	1
Fair catch	2	0
KICKOFFS-YARDS	1-65	10-603
Average Yards Per Kickoff	65.0	60.3
Net Yards Per Kickoff	40.0	40.4
Touchbacks	1	0
Punt returns: Number-Yards-TD	0-0-0	4-73-0
Average Per Return	0.0	18.2
Kickoff returns: Number-Yds-TD	10-199-0	0-0-0
Average Per Return	19.9	0.0
Interceptions: Number-Yds-TD	1-1-0	4-109-2
Fumble Returns: Number-Yds-TD	0-0-0	0-0-0
Miscellaneous Yards	24	0
Possession Time	32:30	27:30
1st Quarter	5:36	9:24
2nd Quarter	7:44	7:16
3rd Quarter	7:37	7:23
4th Quarter	11:33	3:27
Third-Down Conversions	5 of 16	5 of 10
Fourth-Down Conversions	0 of 2	0 of 0
Red-Zone Scores-Chances	0-1	4-5
Touchdowns	0-1	3-5
Field goals	0-1	1-5
Sacks By: Number-Yards	2-17	2-13
PAT Kicks	0-0	7-7
Field Goals	0-0	2-3
Points off turnovers	0	17

▶▶ GAME NOTES

Big Notes

- The 55-0 shutout was the Aztecs' largest margin of victory in a shutout in their Division I history (since 1969).
- San Diego State scored its most points in a game since beating Hawai'i, 56-8, on Oct. 11, 1996. The points were tied for the 12th most in its DI history (since 1969).
- The Aztecs improved to 18-1 (.947) over their last 19 games (since Oct. 3, 2015), the third-best record over that span.
- SDSU held the Rainbow Warriors to 215 total yards and now has held 21 consecutive conference opponents to less than 400 yards of total offense, the longest active streak in FBS.
- Donnel Pumphrey recorded his eighth straight 100-yard rushing game and 30th of his career with 112 yards touchdowns on 21 carries (5.3 avg.).
- Rashaad Penny recorded his third 100-yard rushing game of his career (all in the last five games) with 108 yards and one touchdown on just eight carries (13.5 avg.).
- SDSU had two 100-yard rushers in the same game for the third straight game, fourth time in five games, seventh time in 19 games and 25th time in school history. San Diego State is now 24-1 when it has multiple 100-yard rushers.

Team Notes

- San Diego State did not trail in the game and has now gone eight straight regular-season home games without trailing. The last time the Aztecs trailed in a regular-season home game was Nov. 21, 2014 vs. Air Force (14-13, would go onto win, 30-14), a period of 503 minutes, 13 seconds (503:13).
- The Aztecs have now allowed just 19 offensive points (3.8 avg.) in Mountain West games this season and their opponents are averaging just 203.0 yards per game (1,015 yards) through five games.

San Diego State Beats Hawai'i, 55-0

SAN DIEGO -- Donnel Pumphrey ran for 112 yards and Rashaad Penny added 108 yards on the ground to lead San Diego State to a 55-0 win over Hawai'i Nov. 5 at Qualcomm Stadium.

The win, coupled with a Nevada loss at New Mexico later in the night, wrapped up the West Division title for the Aztecs (8-1, 5-0 MW) and a trip to the MW Championship for the second straight season.

The 55-0 win was SDSU's largest margin of victory in a shutout in its Division I history (since 1969) and largest margin of victory overall since 1970 (second largest in its DI history). The 55 points, meanwhile, are San Diego State's most since scoring 56 against Hawai'i in 1996.

Pumphrey had 85 yards by the end of the first quarter and did not play in the fourth quarter for a third consecutive game. It was his eighth consecutive 100-yard game, tying his own personal-best streak and tied for the second longest in school history (Marshall Faulk, 10), and 30th of his career.

Penny, meanwhile, logged his 108 yards on just eight carries, averaging 13.5 yards per attempt. It was his third 100-yard game of his career, all over the past five games. Included in the 108 yards was a 73-yard touchdown, which tied a career long, in the third quarter.

It was the Aztecs' third consecutive game with multiple 100-yard rushers, fourth time in five games, seventh time in 19 games and 25th time in program history.

Juwan Washington added 48 yards on five attempts (9.6 avg.) and two overall touchdowns, a 24-yard pass from Christian Chapman in the third quarter and a 20-yard run in the fourth.

Chapman tied a career high with three touchdown passes, connecting on strikes of 13 yards to David Wells and nine yards to Quest Truxton in the first quarter, and the 24-yard pass to Washington in the third.

The SDSU defense also got into the mix with two interceptions returned for a touchdown, a 14-yard return by Ron Smith in the first quarter and a 54-yard runback by Damontae Kazee in the fourth. It was the first time San Diego State returned two interceptions back for scores in the same game since the 2015 opener against San Diego. Altogether, the Aztecs picked off the Rainbow Warriors (4-6, 3-3 MW) four times, their most since a five-interception game against USD in the same 2015 opener.

John Baron II added a pair of field goals in the second quarter, connecting on a 30 and 45-yarder. He also tried a career-long 51-yard attempt in the third quarter, but came up just short, snapping a streak of 10 straight makes.

Calvin Munson led SDSU in tackles for the sixth time of the season with eight stops, while Smith, making his first career start at cornerback, added a career-high seven tackles, in addition to the 14-yard interception return for a score.

The San Diego State defense finished with four interceptions, seven pass breakups, a forced fumble and two sacks.

The Aztecs finished with 14 points in the first quarter, 13 in the second, 14 in the third and 14 in the fourth.

SDSU outgained UH, 393-215, including a decisive 296-48 margin on the ground. San Diego State won its 30th straight game when rushing for at least 200 yards.

The Aztecs continued their best start (8-1) since 1977.

>>SCORING SUMMARY

Qtr	Time	Team	Scoring Play	Plays	TOP	Score
1st	11:35	SDSU	Wells 13-yd pass from Chapman (Baron kick)	8-75	3:25	0-7
1st	1:59	SDSU	Truxton 9-yd pass from Chapman (Baron kick)	11-88	5:59	0-14
2nd	12:36	SDSU	Smith 14-yd interception return (Baron kick)	--	--	0-21
2nd	3:45	SDSU	Baron 30-yd field goal	6-20	3:20	0-24
2nd	0:04	SDSU	Baron 45-yd field goal	2-0	0:09	0-27
3rd	6:42	SDSU	Penny 73-yd run (Baron kick)	4-87	2:09	0-34
3rd	1:24	SDSU	Washington 24-yd pass from Chapman (Baron kick)	2-25	0:29	0-41
4th	14:42	SDSU	Kazee 54-yd interception return (Baron kick)	--	--	0-48
4th	8:02	SDSU	Washington 20-yd run (Baron kick)	6-80	2:58	0-55

INDIVIDUAL STATISTICS

>>HAWAI'I

Rushing	Att	Yds	TD	Long	Avg
Lakalaka	14	40	0	10	2.9
Harris	4	19	0	6	4.8
Zwahlen	2	0	0	0	0.0
Team	1	-2	0	0	-2.0
Brown	6	-9	0	5	-1.5
Totals	27	48	0	10	1.8

Passing	C-A-I	Yds	TD	Long	Sack
Brown	22-35-3	135	0	13	2
Zwahlen	3-10-1	32	0	15	0
Totals	25-45-4	167	0	15	2

Receiving	No.	Yds	TD	Long
Ursua	7	41	0	11
Kemp	5	34	0	11
Collie	4	30	0	15
Camanse-Stevens	2	25	0	13
Ewaliko	2	15	0	11
Barker	2	13	0	7
Torres	2	7	0	5
'Unga	1	2	0	2
Totals	25	167	0	15

>>SAN DIEGO STATE

Rushing	Att	Yds	TD	Long	Avg
Pumphrey	21	112	0	25	5.3
Penny	8	108	1	73	13.5
Washington	5	48	1	20	9.6
Agnew	1	23	0	23	23.0
Truxton	1	23	0	23	23.0
Team	1	-1	0	0	-1.0
Chapman	5	-17	0	6	-3.4
Totals	42	296	2	73	7.0

Passing	C-A-I	Yds	TD	Long	Sack
Chapman	7-15-1	76	3	24	2
Agnew	1-1-0	21	0	21	0
Totals	8-16-1	97	3	24	2

Receiving	No.	Yds	TD	Long
Holder	2	23	0	12
Bowden	2	7	0	8
Washington	1	24	1	24
Richardson	1	21	0	21
Wells	1	13	1	13
Truxton	1	9	1	9
Totals	8	97	3	24

Game 10

SAN DIEGO STATE	10	16	13	7	-	46
NEVADA	7	0	2	7	-	16

Nov. 12 | Mackay Stadium | Reno, Nev. | 7:37 p.m. PT | Attendance: 16,730



TEAM STATISTICS

	SDSU	NEV
FIRST DOWNS	25	19
Rushing	16	7
Passing	9	11
Penalty	0	1
NET YARDS RUSHING	474	90
Rushing Attempts	44	34
Average Per Rush	10.8	2.6
Rushing Touchdowns	4	0
Yards Gained Rushing	490	105
Yards Lost Rushing	16	15
NET YARDS PASSING	146	276
Completions-Attempts-Int	11-17-0	21-37-3
Average Per Attempt	8.6	7.5
Average Per Completion	13.3	13.1
Passing Touchdowns	2	2
TOTAL OFFENSE YARDS	620	366
Total offense plays	61	71
Average Gain Per Play	10.2	5.2
Fumbles: Number-Lost	1-1	1-0
Penalties: Number-Yards	6-49	2-20
PUNTS-YARDS	1-35	4-160
Average Yards Per Punt	35.0	40.0
Net Yards Per Punt	35.0	35.2
Inside 20	1	2
50+ Yards	0	1
Touchbacks	0	1
Fair catch	1	0
KICKOFFS-YARDS	9-540	3-172
Average Yards Per Kickoff	60.0	57.3
Net Yards Per Kickoff	39.0	39.3
Touchbacks	6	1
Punt returns: Number-Yards-TD	1--1-0	0-0-0
Average Per Return	-1.0	0.0
Kickoff returns: Number-Yds-TD	2-29-0	2-39-0
Average Per Return	14.5	19.5
Interceptions: Number-Yds-TD	3-29-0	0-0-0
Fumble Returns: Number-Yds-TD	0-0-0	0-0-0
Miscellaneous Yards	0	0
Possession Time	28:00	32:00
1st Quarter	7:57	7:03
2nd Quarter	7:38	7:22
3rd Quarter	5:32	9:28
4th Quarter	6:53	8:07
Third-Down Conversions	7 of 9	10 of 16
Fourth-Down Conversions	0 of 0	0 of 1
Red-Zone Scores-Chances	5-5	1-1
Touchdowns	3-5	1-1
Field goals	2-5	0-1
Sacks By: Number-Yards	1-8	1-10
PAT Kicks	4-6	2-2
Field Goals	2-2	0-0
Points off turnovers	20	0

▶▶ GAME NOTES

Big Notes

- The Aztecs improved to 9-1 overall, their best 10-game record to open a campaign since the 1977 squad was 9-1.
- SDSU has won 19 of its last 20 games overall (19-1) since Oct. 3, 2015. That is second-best record in the nation during that span, trailing only Alabama.
- San Diego State had a school-record 474 rushing yards on 44 attempts, averaging 10.8 yards per carry for the game.
- The Aztecs finished with 620 total yards, its most since totaling 632 yards against Hawai'i on Dec. 7, 2002.
- SDSU handed Nevada its worst home loss (30 points) since a 38-7 loss to Boise State on Nov. 25, 2006.
- Donnell Pumphrey recorded his ninth straight 100-yard rushing game and 31st of his career with 198 yards and a touchdown on 26 carries (7.6 avg.).
- Pumphrey passed DeAngelo Williams into fourth place on the all-time NCAA FBS rushing list (now has 6,051 yards).
- Rashaad Penny recorded his fourth 100-yard rushing game of his career (all in the last six games) with 208 yards and two touchdowns on just 10 carries (20.8 avg.).
- SDSU had two 100-yard rushers in the same game for the fourth straight game, fifth time in six games, eighth time in 20 games and 26th time in school history. San Diego State is now 25-1 when it has multiple 100-yard rushers.
- San Diego State won its 31st consecutive game when rushing for at least 200 yards. The Aztecs are now 39-2 in the Rocky Long era when rushing for 200-plus yards.
- The Aztecs scored at least 40 points for the fourth consecutive game for the first time since 1990.
- SDSU won its ninth game of the year and has now won at least nine games in back-to-back seasons for the first time since winning 10 games in both 1976 and 1977.

Aztecs Blow Past Nevada, 46-16

RENO, Nev. - San Diego State rushed for a school-record 474 yards in a 46-16 win at Nevada Nov. 12 in Reno, Nev. Rashaad Penny ran for a career-high 208 yards with two touchdowns on just 10 carries (20.8), while Donnell Pumphrey had 198 yards and a touchdown. It was fourth consecutive game that the Aztecs (9-1, 6-0 MW) had a pair of 100-yard rushers and the fifth time in six league games.

Juwon Washington added 70 yards and a touchdown on five carries (14.0 avg.) as SDSU averaged 10.8 yards per attempt for the game, its highest average in a game its Division I history.

Penny got San Diego State on the scoreboard with a 40-yard touchdown run just 2 minutes, 28 seconds (2:28) into the game. The Wolf Pack (3-7, 1-5 MW) answered with an 11-play, 75-yard drive, ending with a Hassan Henderson fumble recovery in the end zone.

The Aztecs scored the next 25 points in the game, starting with a 28-yard field goal by John Baron, a 3-yard touchdown by Donnell Pumphrey, a 6-yard touchdown pass from Christian Chapman to Mikah Holder, a 31-yard field goal by Baron and a 17-yard pass from Chapman to David Wells. Baron, however, had his PAT blocked twice during the run, including one that resulted in a 98-yard PAT return for two points by EJ Muhammad to cut the lead to 32-9.

Penny answered for SDSU with a 72-yard touchdown run to take a 39-9 lead. Ty Gangi connected on a 40-yard touchdown strike to Wyatt Demps early in the fourth quarter to bring Nevada within 23 at 39-16.

Washington, however, broke out a 45-yard touchdown run for the final points of the game.

San Diego State finished with 620 total yards in the game, its most since totaling 632 yards against Hawai'i on Dec. 7, 2002.

It was the Aztecs' 17th consecutive win against a conference opponent, extending their longest active streak in the country, 14th straight in the Pacific Time Zone and 11th consecutive against teams from the Mountain West, West Division. SDSU continued its best start (9-1) since 1977 and won for the 19th time in 20 games.

San Diego State ended up handing the Wolf Pack its worst home loss (30 points) since a 38-7 loss to Boise State on Nov. 25, 2006.

Pumphrey logged his ninth straight 100-yard game, passing DeAngelo Williams for fourth on the all-time NCAA FBS rushing list in the process, while Penny recorded his fourth 100-yard game (all in the last six games) and became the 20th Aztec in school history with a 200-yard game.

It was SDSU's fourth straight game with a pair of 100-yard rushers, fifth time in six games and 26th time in school history.

Chapman had an efficient game, going 11-for-16 for 146 yards and two touchdowns.

San Diego State broke 40 points for the fourth straight game for the first time since 1990 and held its opponent below 400 yards of total offense for the 21st straight outing.

The Aztecs picked off Nevada quarterback Gangi three times and now leads the country with 19 picks in 10 games. Parker Baldwin had a career-high nine tackles and one interception, while setting a career best with three pass breakups, while Damontae Kazee added seven stops and a forced fumble.

>> SCORING SUMMARY

Qtr	Time	Team	Scoring Play	Plays	TOP	Score
1st	12:32	SDSU	Penny 40-yd run (Baron kick)	6-75	2:28	7-0
1st	7:32	NEV	Henderson 0-yd fumble return (Pettit kick)	11-75	5:00	7-7
1st	2:03	SDSU	Baron 28-yd field goal	10-64	5:39	10-7
2nd	10:19	SDSU	Pumphrey 3-yd run (Baron kick)	3-21	0:49	17-7
2nd	5:53	SDSU	Holder 6-yd pass from Chapman (Baron kick blocked)	6-32	2:35	23-7
2nd	0:03	SDSU	Baron 31-yd field goal	10-77	1:42	26-7
3rd	4:43	SDSU	Wells 17-yd pass from Chapman (Baron kick blocked)	9-75	4:40	32-7
3rd	4:43	NEV	Muhammad PAT return	--	--	32-9
3rd	2:50	SDSU	Penny 72-yd run (Baron kick)	2-73	0:52	39-9
4th	14:06	NEV	Demps 40-yd pass from Gangi (Pettit kick)	8-75	3:44	39-16
4th	7:34	SDSU	Washington 45-yd run (Baron kick)	3-54	1:26	46-16

INDIVIDUAL STATISTICS

>> SAN DIEGO STATE

Rushing	Att	Yds	TD	Long	Avg
Penny	10	208	2	72	20.8
Pumphrey	26	198	1	42	7.6
Washington	5	70	1	45	14.0
Chapman	2	0	0	10	0.0
TEAM	1	-2	0	0	-2.0
Totals	44	474	4	72	10.8

Passing	C-A-I	Yds	TD	Long	Sack
Chapman	11-16-0	146	2	22	1
Totals	11-16-0	146	2	22	1

>> NEVADA

Rushing	Att	Yds	TD	Long	Avg
Kinclaide	10	41	0	9	4.1
Butler	14	32	0	6	2.3
Wright	3	9	0	8	3.0
Gangi	7	8	0	10	1.1
Totals	34	90	0	10	2.6

Passing	C-A-I	Yds	TD	Long	Sack
Gangi	21-37-3	276	2	40	1
Totals	21-37-3	276	2	40	1

Receiving	No.	Yds	TD	Long
Holder	4	45	1	22
Wells	2	35	1	18
Penny	1	20	0	20
Bowden	1	19	0	19
Judge	1	16	0	16
Truxton	1	11	0	11
Totals	11	146	2	22

Receiving	No.	Yds	TD	Long
Gipson	7	38	0	20
Demps	4	93	1	40
Celis	4	42	0	19
Henderson	2	24	0	12
Butler	2	15	0	12
Gonzalez	1	39	0	39
Scott	1	25	0	25
Totals	21	276	1	40

Game 11

SAN DIEGO STATE	7	10	7	9	-	33
WYOMING	3	7	10	14	-	34

Nov. 19 | War Memorial Stadium | Laramie, Wyo. | 1:33 p.m. PT | Attendance: 19,112



TEAM STATISTICS

	SDSU	WYO
FIRST DOWNS	17	29
Rushing	7	15
Passing	9	12
Penalty	1	2
NET YARDS RUSHING	178	205
Rushing Attempts	31	53
Average Per Rush	5.7	3.9
Rushing Touchdowns	0	2
Yards Gained Rushing	199	225
Yards Lost Rushing	21	20
NET YARDS PASSING	211	282
Completions-Attempts-Int	15-27-0	16-31-1
Average Per Attempt	7.8	9.1
Average Per Completion	14.1	17.6
Passing Touchdowns	2	2
TOTAL OFFENSE YARDS	389	487
Total offense plays	58	84
Average Gain Per Play	6.7	5.8
Fumbles: Number-Lost	1-1	1-0
Penalties: Number-Yards	7-53	2-20
PUNTS-YARDS	5-241	4-159
Average Yards Per Punt	48.2	39.8
Net Yards Per Punt	44.4	38.2
Inside 20	2	2
50+ Yards	1	0
Touchbacks	1	0
Fair catch	1	0
KICKOFFS-YARDS	5-322	7-413
Average Yards Per Kickoff	64.4	59.0
Net Yards Per Kickoff	39.6	24.1
Touchbacks	4	2
Punt returns: Number-Yards-TD	1-6-0	3--1-0
Average Per Return	6.0	-0.3
Kickoff returns: Number-Yds-TD	4-194-2	1-24-0
Average Per Return	48.5	24.0
Interceptions: Number-Yds-TD	1-0-0	0-0-0
Fumble Returns: Number-Yds-TD	0-0-0	0-0-0
Miscellaneous Yards	0	0
Possession Time	23:17	36:43
1st Quarter	5:08	9:52
2nd Quarter	8:55	6:05
3rd Quarter	2:38	12:22
4th Quarter	6:36	8:24
Third-Down Conversions	5 of 12	9 of 17
Fourth-Down Conversions	0 of 0	2 of 2
Red-Zone Scores-Chances	3-3	4-4
Touchdowns	1-3	2-4
Field goals	2-3	2-4
Sacks By: Number-Yards	2-13	4-17
PAT Kicks	3-3	4-4
Field Goals	2-2	2-2
Points off turnovers	3	3

▶▶ GAME NOTES

Big Notes

- SDSU lost for the second time over the last 21 games (19-2).
- Donnel Pumphrey passed Tony Dorsett into third place on the all-time NCAA FBS rushing list (now has 6,127 yards).
- Pumphrey became the first player in NCAA FBS history with at least 5,000 career rushing yards and 1,000 receiving yards.

Team Notes

Team Notes

- SDSU had two kick returns for a touchdown in a game for the first time in program history and MW history (since 1999).
- San Diego State allowed Wyoming to register 487 total yards, snapping the Aztecs' streak of allowing a league opponent to less than 400 yards of total offense at 22 consecutive games, which was the longest streak in the nation.
- SDSU dropped to 10-2 (.833) against Mountain West, Mountain Division teams (the rest of the West Division was 16-44 (.267) heading into today).
- SDSU outscored Wyoming, 17-10, in the first half and has now outscored the opposition, 426-128, in the first half over the last 21 games.
- San Diego State has outscored its opponents, 230-76, in the first half this year in 11 games (20.9-6.9 averages).
- SDSU had gone 26 straight quarters without allowing more than seven points until the third quarter (allowed 10).
- The Aztecs have scored in 16 consecutive quarters.
- San Diego State has eight interceptions over the last three games, nine over the last four and 12 over the last six.
- Over the last 18 games against MW opponents, San Diego State has a turnover advantage of +33 (10 turnovers for the Aztecs, 43 for opponents).
- In points off turnovers this year, SDSU is outscoring the opposition, 93-23.

SDSU Falls at Wyoming, 34-33

LARAMIE, Wyo. -- No. 24/25 San Diego State saw its 17-game winning streak against Mountain West opponents snapped in a 34-33 loss at Wyoming Nov. 19 in Laramie, Wyo.

Josh Allen had given the Cowboys (8-3, 6-1 MW) their first lead of the game at 34-27 with a 29-yard touchdown pass to C.J. Johnson with 1:07 left in the game.

After Rashaad Penny was ruled down on the Aztecs' 1-yard line on a kick return, SDSU mounted a 99-yard drive, ending when Christian Chapman's Hail Mary pass was deflected to a diving Quest Truxton in the end zone with no time remaining. After initially calling the catch incomplete, the referees reviewed the play and it was called a touchdown.

San Diego State head coach Rocky Long elected to go for the win, but Chapman's 2-point conversion pass attempt was knocked down, giving UW its second win over a ranked team this season (also over then No. 13 Boise State).

The Aztecs tied a FBS record with two kick returns for a touchdown in the game, beginning with a 93-yard return by Penny on the opening kickoff of the game.

Wyoming responded with a 9-play, 57-yard drive over 4:20, ending with a 32-yard field goal by Cooper Rothe.

SDSU went up by seven once again midway through the second quarter when John Baron II converted on a 27-yard field goal.

After exchanging punts, Brian Hill capped a 7-play, 80-yard drive for the Cowboys with an 11-yard touchdown run to tie the game once again at 10-10.

Getting the ball back with just 1:14 left in the first half on the 35-yard line after UW kicked the ball out-of-bounds, San Diego State went 65 yards with Chapman finding true freshman tight end Parker Houston from three yards out with no time on the clock to put the Aztecs up, 17-10, at the half.

Wyoming tied it up once again on its ensuing drive on another long 13-play, 70-yard march over 6:07, ending with a 1-yard TD run by Hill.

SDSU's Jwan Washington, however, took a 92-yard kick back for his first career kick return touchdown.

After forcing the Cowboys to punt, San Diego State's Donnel Pumphrey fumbled, allowing Lucas Wach to pounce on it and giving UW the ball on the Aztecs' 18. The SDSU defense stood tall, limiting Wyoming to a 34-yard field goal.

San Diego State looked to put the game away on its first drive of the fourth quarter as it used to big plays - 44-yard pass from Chapman to Washington and a 24-yard Penny run - to get to the 12-yard line. Two short gains, a delay of game penalty and an incompletion later, the Aztecs had to settle for a 31-yard field goal by Baron to make it 27-20.

It only took the Cowboys three plays to go 75 yards, ending with a 30-yard pass from Allen to Jake Maulhardt and tying the game up at 27-27.

After forcing SDSU to punt, UW methodically mounted a 15-play, 85-yard drive over 6:14 to take the lead on the Allen-to-Johnson 29-yard pass. Wyoming converted three third downs on the drive, a fourth down and took advantage of a San Diego State penalty on a 3rd and 5 early to take its first lead of the game.

The Aztecs got down to the 23 before the Hail Mary from Chapman to Truxton set up the failed 2-point conversion.

>> SCORING SUMMARY

Qtr	Time	Team	Scoring Play	Plays	TOP	Score
1st	14:47	SDSU	Penny 93-yd kickoff return (Baron kick)			7-0
	10:27	WY	Rothe 32-yd field goal	9-57	4:20	7-3
2nd	7:49	SDSU	Baron 27-yd field goal	10-64	5:10	10-3
	1:14	WY	Hill 11-yd run (Rothe kick)	7-80	2:41	10-10
	0:00	SDSU	Houston 3-yd pass f/ Chapman (Baron kick)	9-65	1:14	17-10
3rd	9:06	WY	Hill 1-yd run (Rothe kick)	13-70	5:54	17-17
	8:53	SDSU	Washington 92-yd kickoff return (Baron kick)			24-17
	4:15	WY	Rothe 34-yd field goal	4-1	0:55	24-20
4th	10:45	SDSU	Baron 31-yd field goal	6-66	3:05	27-20
	9:45	WY	Maulhardt 30-yd pass f/ Allen (Rothe kick)	3-75	1:00	27-27
	1:07	WY	Johnson 29-yd pass f/ Allen (Rothe kick)	15-85	6:14	27-34
0:00	SDSU	Truxton 23-yd pass f/ Chapman (Chapman pass failed)	11-99	1:07	33-34	

INDIVIDUAL STATISTICS

>> SAN DIEGO STATE

Rushing	Att	Yds	TD	Long	Avg
Penny	5	79	0	39	15.8
Pumphrey	17	76	0	24	4.5
Washington	1	14	0	14	14.0
Chapman	8	9	0	9	1.1
Totals	31	178	0	39	5.7

Passing	C-A-I	Yds	TD	Long	Sack
Chapman	15-26-0	211	2	44	4
Totals	15-27-0	211	2	44	4

Receiving	No.	Yds	TD	Long
Pumphrey	5	52	0	27
Truxton	2	50	1	27
Judge	2	17	0	9
Houston	2	8	1	5
Washington	1	44	0	44
Wells	1	27	0	27
Anderson	1	12	0	12
Bowden	1	1	0	1
Totals	15	211	2	44

>> WYOMING

Rushing	Att	Yds	TD	Long	Avg
Hill	31	131	2	15	4.2
Allen	15	56	0	12	3.7
Wick	4	14	0	6	3.5
Gentry	1	8	0	8	8.0
Conway	2	-4	0	3	-2.0
Totals	53	205	2	15	3.9

Passing	C-A-I	Yds	TD	Long	Sack
Allen	16-31-1	282	2	45	2
Totals	16-31-1	282	2	45	2

Receiving	No.	Yds	TD	Long
Johnson	5	85	1	29
Gentry	4	58	0	23
Maulhardt	3	84	1	45
Hollister	3	52	0	33
Hill	1	3	0	3
Totals	21	276	1	40

Game 12

COLORADO STATE	21	21	14	7	-	63
SAN DIEGO STATE	7	17	0	7	-	31

Nov. 26 | Qualcomm Stadium | San Diego, Calif. | 6:08 p.m. PT | Attendance: 34,223



TEAM STATISTICS

	CSU	SDSU
FIRST DOWNS	23	16
Rushing	13	4
Passing	10	9
Penalty	0	3
NET YARDS RUSHING	291	194
Rushing Attempts	46	39
Average Per Rush	6.3	5.0
Rushing Touchdowns	3	2
Yards Gained Rushing	295	212
Yards Lost Rushing	4	18
NET YARDS PASSING	216	183
Completions-Attempts-Int	11-16-0	11-19-1
Average Per Attempt	13.5	9.6
Average Per Completion	19.6	16.6
Passing Touchdowns	5	2
TOTAL OFFENSE YARDS	507	377
Total offense plays	62	58
Average Gain Per Play	8.2	6.5
Fumbles: Number-Lost	1-0	1-1
Penalties: Number-Yards	6-65	6-50
PUNTS-YARDS	4-151	4-154
Average Yards Per Punt	37.8	38.5
Net Yards Per Punt	36.2	14.5
Inside 20	1	0
50+ Yards	1	1
Touchbacks	0	0
Fair catch	2	3
KICKOFFS-YARDS	10-546	6-363
Average Yards Per Kickoff	54.6	60.5
Net Yards Per Kickoff	35.2	37.7
Touchbacks	1	2
Punt returns: Number-Yards-TD	1-96-1	1-6-0
Average Per Return	96.0	6.0
Kickoff returns: Number-Yds-TD	4-87-0	9-169-0
Average Per Return	21.8	18.8
Interceptions: Number-Yds-TD	1-0-0	0-0-0
Fumble Returns: Number-Yds-TD	0-0-0	0-0-0
Miscellaneous Yards	0	0
Possession Time	32:09	27:51
1st Quarter	7:26	7:34
2nd Quarter	7:15	7:45
3rd Quarter	7:54	7:06
4th Quarter	9:34	5:26
Third-Down Conversions	8 of 12	5 of 12
Fourth-Down Conversions	0 of 0	0 of 1
Red-Zone Scores-Chances	5-5	2-2
Touchdowns	5-5	1-2
Field goals	0-5	1-2
Sacks By: Number-Yards	0-0	0-0
PAT Kicks	9-9	4-4
Field Goals	0-0	1-1
Points off turnovers	14	0

▶▶ GAME NOTES

Big Notes

- SDSU lost for just the third time over the last 22 games (19-3).
- Donnel Pumphrey became the Aztec single-season rushing leader with 1,908 yards, passing his own record of 1,867 set in 2014.

Streak Tracker

- San Diego State streaks snapped
- 14 straight victories against Mountain West teams at home
- 10 straight victories at home (was fourth-longest active streak nationally)
- 5 straight victories over Colorado State

Streak Tracker

- The Aztecs dropped to 10-3 (.769) against Mountain West, Mountain Division teams (the rest of the West Division is 17-45 (.274)).
- San Diego State lost its first game on Senior Night since Wyoming in 2009 (had won six straight on Senior Night).
- SDSU trailed for the first time in a home game since trailing to Air Force in the 2015 Mountain West Championship (W, 27-24).
- The Aztecs allowed a 100-yard receiver for the first time since the South Alabama game.
- SDSU allowed a 100-yard rusher for just the second time this season and for the third time in its last 23 games.
- The Aztecs scored in 18 consecutive quarters until they were held scoreless in the third quarter.

The Series

- San Diego State dropped to 20-14 all-time against Colorado State.
- The Aztecs had their five-game winning streak snapped against the Rams.
- SDSU has still won eight of the last 10 meetings in the series.

Aztecs Fall to Colorado State on Senior Day

SAN DIEGO - San Diego State saw its 10-game home winning streak come to a disappointing conclusion last Saturday as visiting Colorado State claimed a 63-31 decision to spoil the Aztecs' Senior Night festivities at a rain-soaked Qualcomm Stadium.

The Rams (7-5, 5-3 MW), who maintained a 507-377 advantage in total offense, including a 291-194 spread in rushing yardage, scored on six of their first seven possessions to grab a commanding 42-24 lead by halftime.

After CSU raced to a 14-0 advantage following a pair of touchdown passes by Nick Stevens, SDSU (9-3, 6-2 MW) capitalized on a short kickoff and subsequent 27-yard return by Christian Cumberlander to fashion a 5-play, 45-yard drive punctuated by Christian Chapman's 25-yard scoring strike to tight end David Wells. The catch was Wells' fourth touchdown reception of the season, all occurring over the past six games.

However, the Rams responded with a 6-play, 70-yard march of their own capped by Izzy Matthews' 3-yard burst to reclaim at 14-point spread at 21-7. Earlier, Stevens kept the drive alive with 35-yard completion to Robert Ruiz on 3rd-and-8 from the SDSU 38.

The Aztecs clawed their way into contention with 10 straight points early in the second quarter, trimming the deficit to 21-17 by the 11:39 mark of the period. Chapman connected with Mikah Holder on a 25-yard touchdown pass, while John Baron II added a 34-yard field goal after the SDSU defense forced a three-and-out.

That would be as close as the Aztecs would get, however, as the Rams quickly answered with two touchdowns on Stevens' 18-yard toss to Michael Gallup, followed by a 91-yard punt return by Ruiz.

The scoring bonanza continued later in the quarter when SDSU narrowed the gap to 35-24 after Donnel Pumphrey hit pay dirt on a 7-yard sweep around left end with 2:24 remaining. However, a 41-yard burst by Matthews put CSU in prime position to strike once again, as Stevens hit Ruiz from five yards out with just 15 seconds left before intermission to put the visitors up 42-24.

Two turnovers sandwiched around an unsuccessful fourth down conversion doomed the Aztecs' comeback hopes in the second half, with the Rams converting each of those opportunities on the short side of the field.

Following an interception by Jamal Hicks at the SDSU 35, Detrich Clark connected with Gallup shortly thereafter on a 6-yard option pass, while Marvin Kinsey added another score on a 27-yard run.

On its opening possession of the fourth quarter, CSU drove 28 yards after an Aztec fumble, as Matthews carried the ball on all four plays, including the final four yards into the end zone, which provided the Rams a comfortable 63-24 cushion.

The Aztecs' lone bright spot of the half came with 4:50 remaining in the contest when Juwan Washington darted 81 yards down the left sideline for the Scarlet and Black's longest touchdown run of the season. The SDSU redshirt freshman finished the night with a career-high 92 yards on six attempts.

Despite turning in a season-low 53 yards on 18 carries, Pumphrey still managed to break his own school record with 1,908 rushing yards in a single season, eclipsing his total of 1,867 set in 2014. He also added an 8-yard reception to move past Ricky Williams (Texas) into eighth place in NCAA FBS history with 7,264 yards.

Chapman completed 11 of 19 passes for 183 yards with two touchdowns and one interception, while Holder had three catches for 87 yards and one score in the loss.

>> SCORING SUMMARY

Qtr	Time	Team	Scoring Play	Plays	TOP	Score
1st	12:35	CSU	Gallup 35-yd pass from Stevens (Bryan kick)	5-72	2:25	7-0
1st	8:12	CSU	Clark 27-yd pass from Stevens (Bryan kick)	6-63	2:27	14-0
1st	5:41	SDSU	Wells 25-yd pass from Chapman (Baron kick)	5-45	2:25	14-7
1st	3:07	CSU	Matthews 3-yd run (Bryan kick)	6-70	2:29	21-7
2nd	14:11	SDSU	Holder 25-yd pass from Chapman (Baron kick)	9-83	3:49	21-14
2nd	11:39	SDSU	Baron 34-yd field goal	7-33	1:51	21-17
2nd	7:14	CSU	Gallup 18-yd pass from Stevens (Bryan kick)	9-69	4:20	28-17
2nd	4:59	CSU	Ruiz 91-yd punt return (Bryan kick)	--	--	35-17
2nd	2:24	SDSU	Pumphrey 7-yd run (Baron kick)	7-79	2:29	35-24
2nd	0:15	CSU	Ruiz 5-yd pass from Stevens (Bryan kick)	5-75	2:01	42-24
3rd	4:53	CSU	Gallup 6-yd pass from Clark (Bryan kick)	8-35	4:21	49-24
3rd	0:59	CSU	Kinsey 27-yd run (Bryan kick)	3-43	1:27	56-24
4th	12:54	CSU	Matthews 4-yd run (Bryan kick)	5-38	2:11	63-24
4th	4:50	SDSU	Washington 81-yd run (Baron kick)	3-85	1:24	63-31

INDIVIDUAL STATISTICS

>> COLORADO STATE

Rushing	Att	Yds	TD	Long	Avg
Matthews	14	104	2	41	7.4
Dawkins	15	103	0	22	6.9
Kinsey	14	61	1	27	4.4
Clark	3	23	0	9	7.7
Totals	46	291	3	41	6.3

Passing	C-A-I	Yds	TD	Long	Sack
Stevens	10-15-0	210	4	35	0
Clark	1-1-0	6	1	6	0
Totals	11-16-0	216	5	35	0

Receiving	No.	Yds	TD	Long
Gallup	7	139	3	35
Ruiz	2	40	1	35
Clark	1	27	1	27
Fackrell	1	10	0	10
Totals	11	216	5	35

>> SAN DIEGO STATE

Rushing	Att	Yds	TD	Long	Avg
Washington	6	92	1	81	15.3
Pumphrey	18	53	1	11	2.9
Chapman	5	25	0	12	5.0
Penny	4	15	0	16	3.8
Wormhoudt	2	8	0	6	4.0
Agnew	2	6	0	5	3.0
Team	1	-1	0	0	-1.0
Mathis	1	-4	0	0	-4.0
Totals	39	194	2	81	5.0

Passing	C-A-I	Yds	TD	Long	Sack
Chapman	11-19-1	183	2	37	0
Totals	11-19-1	183	2	37	0

Receiving	No.	Yds	TD	Long
Holder	3	87	1	37
Bowden	3	32	0	12
Wells	2	42	1	25
Truxton	1	8	0	8
Pumphrey	1	8	0	8
Penny	1	6	0	6
Totals	11	183	2	37

Game 14

SAN DIEGO STATE	7	3	14	3	-	27
WYOMING	10	0	0	14	-	24

Dec. 3, 2016 | War Memorial Stadium | Laramie, Wyo. | 5:45 p.m. MT | Attendance: 24,001



TEAM STATISTICS

	SDSU	WYO
FIRST DOWNS	16	13
Rushing	11	3
Passing	4	10
Penalty	1	0
NET YARDS RUSHING	242	95
Rushing Attempts	53	31
Average Per Rush	4.6	3.1
Rushing Touchdowns	3	0
Yards Gained Rushing	270	129
Yards Lost Rushing	28	34
NET YARDS PASSING	85	248
Completions-Attempts-Int	6-13-1	14-31-2
Average Per Attempt	6.5	8.0
Average Per Completion	14.2	17.7
Passing Touchdowns	0	3
TOTAL OFFENSE YARDS	327	343
Total offense plays	66	62
Average Gain Per Play	5.0	5.5
Fumbles: Number-Lost	3-2	2-1
Penalties: Number-Yards	7-62	6-45
PUNTS-YARDS	6-273	5-224
Average Yards Per Punt	45.5	44.8
Net Yards Per Punt	43.8	43.8
Inside 20	3	2
50+ Yards	1	1
Touchbacks	0	0
Fair catch	2	1
KICKOFFS-YARDS	6-390	5-325
Average Yards Per Kickoff	65.0	65.0
Net Yards Per Kickoff	41.5	27.4
Touchbacks	5	3
Punt returns: Number-Yards-TD	3-5-0	2-10-0
Average Per Return	1.7	5.0
Kickoff returns: Number-Yds-TD	2-113-0	1-16-0
Average Per Return	56.5	16.0
Interceptions: Number-Yds-TD	2-44-0	1-2-0
Fumble Returns: Number-Yds-TD	0-0-0	0-0-0
Miscellaneous Yards	0	0
Possession Time	33:55	26:05
1st Quarter	8:14	6:46
2nd Quarter	7:32	7:28
3rd Quarter	7:45	7:15
4th Quarter	10:24	4:36
Third-Down Conversions	5 of 15	2 of 14
Fourth-Down Conversions	1 of 2	0 of 3
Red-Zone Scores-Chances	5-8	1-1
Touchdowns	3-8	1-1
Field goals	2-8	0-1
Sacks By: Number-Yards	4-25	2-6
PAT Kicks	3-3	3-3
Field Goals	2-2	1-2
Points off turnovers	10	7

▶▶ GAME NOTES

Championship Notes

- San Diego State won its second straight outright Mountain West title, third Mountain West title overall and 21st overall league championship in program history.
- The Aztecs claimed their third MW title in the last five seasons (2012 co-champions and 2015 outright champions).
- SDSU's three titles since 2012 are the most in the MW.
- San Diego State became the first road team to win the MW Championship since the league moved to division play in 2013.
- Aztec head coach Rocky Long joined TCU's Gary Patterson (2009-11), Brigham Young's Bronco Mendenhall (2006-07) and Utah's Urban Meyer (2003-04) as the only back-to-back outright winners in league history.
- SDSU won its second straight league title for the first time since winning three consecutive conference championships as a member of the Pacific Coast Athletic Association (PCAA) from 1972-74.

10-Win Season Notes

- San Diego State won its 10th game of the season and now has back-to-back 10-win seasons for the first time while being a member of a conference in its Division I history (since 1969).
- The Aztecs have 10 wins in consecutive seasons for the first time since 1976-77 while they were an independent.
- SDSU has back-to-back 10-win campaigns as a member of a conference for the first time since 1966-67 while a member of the California Collegiate Athletic Association (CCAA).
- San Diego State has 10 wins in each of its last two seasons after not recording one its previous 37 years (since 1977).
- The Aztecs' 21 wins over the past two years are the program's most in their Division I era (since 1969).

Football Claims 21st Conference Title

LARAMIE, Wyo. - Rashaad Penny rushed for 117 yards and two touchdowns, and Donnel Pumphrey added 110 yards and another score to lead San Diego State a 27-24 victory over Wyoming and its second consecutive Mountain West title Saturday in Laramie, Wyo.

Penny also had 113 yards on two kick returns and added two catches for 13 yards to finish with 243 all-purpose yards for the Aztecs (10-3), who avenged a 34-33 loss two weeks prior (Nov. 19) in Laramie.

It was SDSU's second straight outright MW title, third overall and 21st league championship in program history. San Diego State became the first road team to win the MW Championship since the league moved to division play in 2013.

Down, 10-0, early in the first quarter on a 46-yard field goal by Cooper Rothe and a 12-yard touchdown pass from Josh Allen to Jacob Hollister, the Aztecs came roaring back with the next 24 points of the game.

SDSU got on the scoreboard first with 1:46 left in the first quarter when Pumphrey scooted in from nine yards out to cap a 7-play, 62-yard drive.

Damontae Kazee picked off Allen on the first play of the ensuing drive, but fumbled the ball in the end zone while trying to score. It was ruled a touchback and the Cowboys (8-5) got the ball back.

San Diego State forced a 3 and out and got into field goal range, where John Baron II nailed a 37-yarder to tie the game at 10-10. The key play on the drive was a 30-yard pass from Christian Chapman to Rashaad Penny on 3rd and 2.

Neither team challenged the rest of the half, making it 10-10 after 30 minutes.

Kazee picked off Allen once again on UW's first drive of the third quarter, setting up the Aztecs at the Wyoming 31. Pumphrey rushed twice for 19 yards, before Penny finished the job with back-to-back 6-yard rushes, including a touchdown putting SDSU on top for the first time at 17-10.

UW later got into field goal range, but Rothe's 42-yard attempt missed left with 5:37 left in the third quarter.

San Diego State took advantage with a methodical 8-play, 75-yard drive over 4:12, finishing with a 6-yard touchdown run by Penny to take a 24-10 lead.

Wyoming stopped the bleeding somewhat with its first drive of the fourth quarter when Allen found Tanner Gentry on a 33-yard strike on 3rd and 9.

After the Aztecs were forced to punt, Jay Henderson knocked the ball out of a scampering Allen and Kyle Kelley pounced on the loose ball, giving SDSU great field position at the Cowboy 22-yard line. San Diego State was unable to score the touchdown, but Baron's 20-yard field goal gave the visitors a 27-17 lead with just 6:54 remaining.

UW responded in just 42 seconds as Allen found Gentry for 32 yards and then C.J. Johnson for a 43-yard touchdown to make it a 27-24 game.

Penny got the Aztecs into scoring position again with a 75-yard kick return, but Juwan Washington fumbled at the 15, giving Wyoming a chance to take back the lead.

The SDSU defense, however, stood tall, stopping Allen on a designed run on 4th and 2 at the Cowboy 21.

San Diego State got to the UW 15 and went for it on 4th and 4 to try to seal the game. Chapman, however, was sacked and UW was given one last chance.

Wyoming was not able to gain any traction against the staunch Aztec defense and Kelly sacked Allen on 4th and 20, allowing SDSU to end the game in victory formation.

San Diego State's defense forced three Cowboy turnovers, leading to 10 points, and limited UW to 2-of-14 on third down and 0-for-3 on fourth down.

>> SCORING SUMMARY

Qtr	Time	Team	Scoring Play	Plays	TOP	Score
1st	8:04	WYO	Rothe 46-yd field goal	5-18	1:23	0-3
	4:49	WYO	Hollister 12-yd pass f/ Allen (Rothe kick)	3-17	1:26	0-10
	1:46	SDSU	Pumphrey 9-yd run (Baron kick)	7-62	3:03	7-10
2nd	9:39	SDSU	Baron 37-yd field goal	10-50	4:37	10-10
	12:35	SDSU	Penny 6-yd run (Baron kick)	4-31	1:31	17-10
3rd	1:25	SDSU	Penny 6-yd run (Baron kick)	8-75	4:12	24-10
	13:49	WYO	Gentry 33-yd pass f/ Allen (Rothe kick)	8-75	2:36	24-17
	6:54	SDSU	Baron 20-yd field goal	7-19	3:59	27-17
4th	6:12	WYO	Johnson 43-yd pass from Allen (Rothe kick)	2-75	0:42	27-24

INDIVIDUAL STATISTICS

>> SAN DIEGO STATE

Rushing	Att	Yds	TD	Long	Avg
Penny	16	117	2	37	7.3
Pumphrey	25	110	1	23	4.4
Chapman	9	17	0	8	1.9
Washington	2	0	0	3	0.0
Team	1	-2	0	0	-2.0
Totals	53	242	3	37	4.6

Passing	C-A-I	Yds	TD	Long	Sack
Chapman	6-13-1	85	0	30	2
Totals	6-13-1	85	0	30	2

Receiving	No.	Yds	TD	Long
Holder	2	56	0	30
Penny	2	13	0	8
Truxton	1	9	0	9
Wells	1	7	0	7
Totals	6	85	0	30

>> WYOMING

Rushing	Att	Yds	TD	Long	Avg
Hill	16	93	0	66	5.7
Wick	2	4	0	2	2.0
Allen	13	-2	0	10	-0.2
Totals	31	95	0	66	3.1

Passing	C-A-I	Yds	TD	Long	Sack
Allen	14-31-2	248	3	43	2
Totals	14-31-2	248	3	43	2

Receiving	No.	Yds	TD	Long
Gentry	3	81	1	33
Johnson	3	53	1	43
Maulhardt	2	52	0	37
Hill	2	17	0	10
Mayfield	1	15	0	15
Hollister	1	12	1	12
Ellis	1	10	0	10
Van Maanen	1	8	0	8
Totals	14	248	3	43

AZTEC PLAYERS

#10 RYAN AGNEW

Quarterback • RS-Freshman • 6-0 • 185 • Southlake, Texas • Carroll HS

- **At San Diego State:** Athletic, mobile quarterback with an accurate arm ... Can throw on the run and in the pocket ... Is listed as the backup quarterback to Christian Chapman heading into the bowl game.
- **2016 (Freshman):** Has played in seven of the team's 13 games, completing both of his pass attempts for 29 yards and rushing four times for 32 yards (8.0 avg.) ... **vs. New Hampshire (Sept. 3)** ... Played the final series against New Hampshire, going 1-for-1 for eight yards and rushing once for three yards ... **vs. California (Sept. 10)** ... Did not play against California ... **at Northern Illinois (Sept. 17)** ... Did not see action at Northern Illinois ... **at South Alabama (Oct. 1)** ... Did not play at South Alabama ... **vs. UNLV (Oct. 8)** ... Logged snaps late vs. UNLV, but did not attempt a pass ... **at Fresno State (Oct. 14)** ... Did not play at Fresno State ... **vs. San José State (Oct. 21)** ... Played late against San José State without attempting a pass ... **at Utah State (Oct. 28)** ... Also logged statless time late at Utah State ... **vs. Hawai'i (Nov. 5)** ... Played the fourth quarter against Hawai'i, scrambling for a 23-yard rush and completing a 21-yard pass to Darryl Richardson ... Ended up setting career highs in rushing yards (23), long rush (23), passing yards (21) and long pass (21) ... **at Nevada (Nov. 12)** ... Logged statless time late in the game at Nevada ... **at Wyoming (Nov. 19)** ... Did not play at Wyoming ... **vs. Colorado State (Nov. 26)** ... Played in the fourth quarter against Colorado State, rushing twice for six yards (3.0 avg.) with a long of five yards ... **at Wyoming (Dec. 3)** ... Did not play in the MW Championship at Wyoming.
- **2015 (Redshirt):** Redshirted his first season at SDSU, where he was named the team's offensive scout team player of the year.
- **High School:** Passed for 6,967 yards and 56 touchdowns over three years at Carroll High School in Southlake, Texas, leading the Dragons to a combined 36-5 (.878) record, according to *MaxPreps.com* ... Also rushed for 2,286 yards with 38 touchdowns, averaging 5.8 yards per carry ... Passed for 3,197 yards as a senior in 2014, going 223-for-335 (66.7 pct.) with 22 touchdowns, while adding 53 yards and eight touchdowns on the ground in a 13-1 season ... As a junior in 2013, was 200-for-316 (63.3 pct.) for 29 touchdowns against just seven interceptions, and an impressive 1,257 rushing yards and 20 scores on the ground ... Added 496 yards and 10 rushing touchdowns in 2012 ... Was a two-time District MVP (2013-14) ... A three-star recruit by Rivals, ESPN and 247sports, and a two-star pick by Scout ... Earned an 83 grade by 247 sports and a 73 by ESPN.
- **Personal:** Ryan James Agnew was born Sept. 26, 1996, in Southlake, Texas ... Son of Ed and Megann Agnew ... Chose San Diego State over offers from Arkansas State, UConn, Houston, Navy, S.F. Austin, Texas State and UNLV (according to Rivals) ... Is majoring in civil engineering.

Agnew's Career Statistics

Season	GP	Passing					Rushing					
		GS	Att.	Cmp.	Pct.	Int.	TD	Yds.	Rtg.	Att.	Yds.	TD
2016	7	0	2	2	100.0	0	0	29	221.80	4	32	0
Career	7	0	2	2	100.0	0	0	29	221.80	4	32	0

Career/2016 Highs: Attempts: 1 vs. Hawai'i (11/5/16), vs. New Hampshire (9/3/16); Completions: 1 vs. Hawai'i (11/5/16), vs. New Hampshire (9/3/16); Passing Yards: 21 vs. Hawai'i (11/5/16); Long Pass: 21 vs. Hawai'i (11/5/16); Carries: 2 vs. Colorado State (11/26/16); Rushing Yards: 23 vs. Hawai'i (11/5/16); Long Rush: 23 vs. Hawai'i (11/5/16).

Agnew's Career Game-by-Game

Passing											
Date	Opponent	GP	GS	Att.	Cmp.	Pct.	Int.	TD	Yds.	Rtg.	
S.3.16	New Hampshire	1	0	1	1	100.0	0	0	8	167.20	
S.10.16	California										---
S.17.16	at Northern Illinois										---
O.1.16	at South Alabama										---
O.8.16	UNLV*	1	0	0	0	0.0	0	0	0	0.00	
O.14.16	at Fresno State*										---
O.21.16	San José State*	1	0	0	0	0.0	0	0	0	0.00	
O.28.16	at Utah State*	1	0	0	0	0.0	0	0	0	0.00	
N.5.16	Hawai'i*	1	0	1	1	100.0	0	0	21	276.40	

N.12.16	Nevada*	1	0	0	0	0.0	0	0	0	0.0	
N.19.16	at Wyoming*										---
N.26.16	Colorado State*	1	0	0	0	0.0	0	0	0	0.0	
D.3.16	at Wyoming@										---

*Bold indicates season high. * - Mountain West game. @ - 2016 Mountain West Championship (War Memorial Stadium; Laramie, Wyo.).*

#97 CURTIS ANDERSON III

Wide Receiver • Senior • 6-3 • 200 • Palmdale, Calif. • Antelope Valley College

- **At San Diego State:** Big, physical receiver who is healthy after missing time last year ... Arguably the team's top blocking wide receiver ... Enrolled at San Diego State in January 2015 after playing two years at Antelope Valley College in Lancaster, Calif. ... Is listed as the starter at 'X' wide receiver spot for the 10th straight game ... Earned a scholarship prior to fall camp.
- **2016 (Senior):** Has played in all 13 games with four starts, making five catches for 31 yards (6.2 avg.) with a long of 12 yards ... **vs. New Hampshire (Sept. 3)** ... Logged time off the bench vs. New Hampshire, registering a 6-yard catch ... **vs. California (Sept. 10)** ... Made a 3-yard grab in a reserve role vs. California ... **at Northern Illinois (Sept. 17)** ... Did not make a catch in playing time off the bench at Northern Illinois ... **at South Alabama (Oct. 1)** ... Earned the start at South Alabama - his first of the year and second of his career - but did not record a stat ... **vs. UNLV (Oct. 8)** ... Had a 4-yard grab in his second straight start at UNLV ... **at Fresno State (Oct. 14)** ... Did not find the stat sheet in playing time off the bench at Fresno State ... **vs. San José State (Oct. 21)** ... Started again vs. San José State and had a 6-yard catch ... **at Utah State (Oct. 28)** ... Came off the bench at Utah State, but did not record a stat ... **vs. Hawai'i (Nov. 5)** ... Did not record a stat in playing time off the bench against Hawai'i ... **at Nevada (Nov. 12)** ... Earned the start at Nevada, but did not find the stat sheet ... **at Wyoming (Nov. 19)** ... Had a career-long 12-yard grab off the bench at Wyoming ... **vs. Colorado State (Nov. 26)** ... Did not make a catch in time against Colorado State ... **at Wyoming (Dec. 3)** ... Did not record a stat off the bench at Wyoming in the MW Championship game.
- **2015 (Junior):** Played in seven games, missing four of the final seven with an injury ... Started as the fifth wide receiver at the 'Z' position, but moved to backup stop by midseason ... Had a 6-yard catch on the season ... Did not play in the opener vs. San Diego ... Was not on the travel squad to California ... Did not see any action against South Alabama ... Logged his first career snaps at Penn State without recording a stat ... Played again against Fresno State, but did not find the stat sheet ... Had his first career catch - a 6-yarder - against Hawai'i ... Made his first career start at San José State, but did not record a stat ... Did not play against Utah State, nursing an injury ... Also missed the Colorado State game with the same injury ... Did not play again vs. Wyoming ... Also missed the UNLV game with the same injury ... Returned to log time against Nevada without finding the stat sheet ... Logged snaps against Air Force in the Mountain West Championship game, but did not record a stat ... Also played statless time vs. Cincinnati in the Hawai'i Bowl.
- **2012-13 (at Antelope Valley College):** Played two seasons at Antelope Valley College ... Lettered both years, combining for 34 catches, 387 yards and four touchdowns ... Caught 16 passes for 218 yards (13.6) and two scores as a sophomore in 2013 ... Had 18 receptions for 169 yards (9.4 avg.) as a freshman in 2012 ... Had four catches in three different games over his career.
- **High School:** Played his prep ball at Pete Knight High School in Palmdale, Calif. ... Was named a second-team all-Golden League selection as a senior.
- **Personal:** Curtis Anderson III was born Dec. 31, 1992, in North Hollywood, Calif. ... Son of Curtis Anderson ... Is majoring in social science.

Anderson's Career Statistics

Season	GP	GS	Rec.	Yds.	Avg.	Long	TD
2015	7	1	1	6	6.0	6	0
2016	13	4	5	31	6.2	12	0
Career	20	5	6	37	6.2	12	0

Career Highs: Receptions: 1, six times; Receiving Yards: 12 at Wyoming (11/19/16); Long Reception: 12 at Wyoming (11/19/16).

2016 Highs: Receptions: 1, five times; Receiving Yards: 12 at Wyoming (11/19/16); Long

Reception: 12 at Wyoming (11/19/16).

Anderson's Career Game-by-Game

Date	Opponent	GP	GS	No.	Yds.	Avg.	Lg.	TD	TD Lengths
S.5.15	San Diego								---
S.12.15	at California								---
S.19.15	South Alabama								---
S.26.15	at Penn State	1	0	0	0	0.0	0		
O.3.15	Fresno State*	1	0	0	0	0.0	0		
O.10.15	at Hawai'i*	1	0	1	6	6.0	6		
O.17.15	at San José State*	1	1	0	0	0.0	0		
O.23.15	Utah State*								---
O.31.15	at Colorado State*								---
N.14.15	vs. Wyoming*								---
N.21.15	at UNLV*								---
N.28.15	Nevada*	1	0	0	0	0.0	0		
D.5.15	Air Force``	1	0	0	0	0.0	0		
D.24.15	vs. Cincinnati%	1	0	0	0	0.0	0		
S.3.16	New Hampshire	1	0	1	6	6.0	6		
S.10.16	California	1	0	1	3	3.0	3		
S.17.16	at Northern Illinois	1	0	0	0	0.0	0		
O.1.16	at South Alabama	1	1	0	0	0.0	0		
O.8.16	UNLV*	1	1	1	4	4.0	0		
O.14.16	at Fresno State*	1	0	0	0	0.0	0		
O.21.16	San José State*	1	1	1	6	6.0	6		
O.28.16	at Utah State*	1	0	0	0	0.0	0		
N.5.16	Hawai'i*	1	0	0	0	0.0	0		
N.12.16	at Nevada*	1	1	0	0	0.0	0		
N.19.16	at Wyoming*	1	0	1	12	12.0	12		
N.26.16	Colorado State*	1	0	0	0	0.0	0		
D.3.16	at Wyoming@	1	0	0	0	0.0	0		

*Bold indicates season high. * - Mountain West game. `` - 2015 Sports Authority Mountain West Championship (Qualcomm Stadium; San Diego, Calif.). % - 2015 Hawai'i Bowl (Aloha Stadium; Honolulu, Hawaii). @ - 2016 Mountain West Championship (War Memorial Stadium; Laramie, Wyo.).*

#33 PARKER BALDWIN

Aztec • Sophomore • 6-2 • 215 • Siloam Springs, Ark. • Siloam Springs HS

• **At San Diego State:** Hard-hitting safety who was recruited as an athlete ... Was one of only two true freshmen on the depth chart last year on either side of the ball (also linebacker Ronley Lakalaka) ... Is expected to start at the Aztec spot for the ninth straight game vs. Houston in the Las Vegas Bowl with Na'im McGee out for the season with a foot injury ... Also excels on special teams.

• **2016 (Sophomore):** Has played in the team's 13 games, starting the past eight ... Has 57 tackles (30 solo), three tackles for loss, two interceptions, a forced fumble, fumble recovery and seven pass breakups ... Ranks fourth on the team in tackles (57), despite playing the first five games off the bench ... Is the only player on the team with a forced fumble and a fumble recovery ... **vs. New Hampshire (Sept. 3)** ... Made one assisted tackle vs. New Hampshire ... **vs. California (Sept. 10)** ... Had two solo tackles and a forced fumble against California ... **at Northern Illinois (Sept. 17)** ... Had a career game at Northern Illinois with Na'im McGee exiting with an injury late in the second quarter ... Had a then career-high eight tackles (seven solo) with his first career tackle for loss ... **at South Alabama (Oct. 1)** ... Did not record a stat in time at South Alabama ... **vs. UNLV (Oct. 8)** ... Had three tackles (two solo), including 0.5 tackles for loss, and a pass breakup in extensive action vs. UNLV ... **at Fresno State (Oct. 14)** ... Earned his first career start at Fresno State and made four tackles ... **vs. San José State (Oct. 21)** ... Started again against San José State and had five tackles and 0.5 tackles for loss ... **at Utah State (Oct. 28)** ... Had another good game in a start at Utah State, making three tackles, including a 1-yard tackle for loss, and a fumble recovery ... The recovery led to a John Baron field goal in the third quarter ... **vs. Hawai'i (Nov. 5)** ... Came up with five tackles and a career-high two pass breakups in a start against Hawai'i ... **at Nevada (Nov. 12)** ... Has a solid outing in a start at Nevada, finishing with career highs in tackles (9), interceptions (1, tied) and pass breakups (3) ... Led the team in tackles for the first time of his career ... The interception led to an Aztec touchdown ... **at Wyoming (Nov.**

19) ... Had a career-high 11 stops with an interception for a second straight game at Wyoming ... The 11 tackles were one off a game high ... The interception was his second of the year and third of his career ... **vs. Colorado State (Nov. 26)** ... Had four solo stops and a pass breakup in a start vs. Colorado State ... **at Wyoming (Dec. 3)** ... Had two tackles (one solo) in a start at Wyoming in the MW Championship game.

- **2015 (Freshman):** Was named the team's Freshman of the Year at the season-ending banquet ... Played in all 14 games on the season, mainly on special teams ... Has 14 tackles (eight solo), a forced fumble and a 28-yard interception ... **Ranked second on the team in special teams tackles (10) and tied for second in punt return tackles (3)** ... Was the only true freshman to see action in the opener vs. San Diego, logging time mainly on special teams - kickoff, punt and punt return - but also seeing time late in the secondary ... Recorded one solo tackle from the Aztec spot ... Had an assisted tackle on special teams at Cal ... Came up with an assisted stop on special teams vs. South Alabama ... Had three tackles (all solo stops) at Penn State ... All three tackles came on special teams ... Saw time once again vs. Fresno State, but did not record a stat ... Had another good game on special teams at Hawai'i, making three tackles and forcing his first collegiate fumble (ball went out of bounds) ... Played again on special teams at San José State, but did not record a stat ... Played statless time vs. Utah State ... Also logged time with finding the stat sheet at Colorado State ... Did not record a stat in time against Wyoming ... Had arguably his best game of his short career at UNLV, making a career-high four tackles (three solo) and picking off his first career interception and returning it 28 yards ... The interception set up a 17-yard touchdown pass from Maxwell Smith to Chase Price ... Played his most snaps on his career with starter Na'im McGee being ejected early in the second half with a targeting penalty ... Logged playing time at the Aztec spot and on special teams against Nevada, but was unable to make the stat sheet ... Registered an assisted tackle on special teams against Air Force in the Mountain West Championship ... Also played statless time vs. Cincinnati in the Hawai'i Bowl.
- **High School:** Combined for 893 yards receiving and rushing at Siloam Springs High School in Siloam Springs, Ark., as a senior in 2014, while making 134 tackles on defense ... Finished with 35 catches for 758 yards (21.7 avg.) and 11 carries for 135 yards (12.3 avg.), combining for eight touchdowns ... Was named an all-state player in Arkansas as a senior ... Helped the Panthers to the playoffs all three seasons ... A two-star recruit by *Rivals.com* ... Also was a state champion in the 200-meter dash.
- **Personal:** Full name is Parker Ellis Baldwin ... Son of Stephanie and Bryan Truitt, and Rick Baldwin ... Also received offers from Eastern Illinois and UNLV in the recruiting process ... Is majoring in business administration management.

Baldwin's Career Statistics

Season	GP	GS	UA	A	TT	TFL	Sk	Int.	PBU	FF	FR
2015	14	0	8	6	14	0.0	0.0	1	0	1	0
2016	13	8	30	27	57	3.0	0.0	2	6	1	1
Career	27	8	38	33	71	3.0	0.0	2	6	2	1

Career Highs: Tackles: 11 at Wyoming (11/19/16); Tackles For Loss: 1.0 at Utah State (10/28/16), at Northern Illinois (9/17/16); Interceptions: 1 at Wyoming (11/19/16), at Nevada (11/12/16), at UNLV (11/21/15); Pass Breakups: 3 at Nevada (11/12/16); Forced Fumbles: 1 vs. California (9/20/16), at Hawai'i (10/10/15); Fumble Recoveries: 1 at Utah State (10/28/16).

2016 Highs: Tackles: 11 at Wyoming (11/19/16); Tackles For Loss: 1.0 at Utah State (10/28/16), at Northern Illinois (9/17/16); Interceptions: 1 at Wyoming (11/19/16), at Nevada (11/12/16); Pass Breakups: 3 at Nevada (11/12/16); Forced Fumbles: 1 vs. California (9/10/16); Fumble Recoveries: 1 at Utah State (10/28/16).

Baldwin's Career Game-by-Game

Date	Opponent	GP	GS	UA	A	TT	TFL	Sk	Int.	PBU	FF	FR
S.5.15	San Diego	1	0	1	0	1	0.0	0.0	0	0	0	0
S.12.15	at California	1	0	0	1	1	0.0	0.0	0	0	0	0
S.19.15	South Alabama	1	0	0	1	1	0.0	0.0	0	0	0	0
S.26.15	at Penn State	1	0	3	0	3	0.0	0.0	0	0	0	0
O.3.15	Fresno State*	1	0	0	0	0	0.0	0.0	0	0	0	0
O.10.15	at Hawai'i*	1	0	1	2	3	0.0	0.0	0	0	1	0
O.17.15	at San José State*	1	0	0	0	0	0.0	0.0	0	0	0	0
O.23.15	Utah State*	1	0	0	0	0	0.0	0.0	0	0	0	0
O.31.15	at Colorado State*	1	0	0	0	0	0.0	0.0	0	0	0	0
N.14.15	Wyoming*	1	0	0	0	0	0.0	0.0	0	0	0	0
N.21.15	at UNLV*	1	0	3	1	4	0.0	0.0	1	0	0	0

N.28.15	Nevada*	1	0	0	0	0	0.0	0.0	0	0	0	0
D.5.15	Air Force``	1	0	0	1	1	0.0	0.0	0	0	0	0
D.24.15	Cincinnati%	1	0	0	0	0	0.0	0.0	0	0	0	0
S.3.16	New Hampshire	1	0	0	1	1	0.0	0.0	0	0	0	0
S.10.16	California	1	0	2	0	2	0.0	0.0	0	0	1	0
S.17.16	at Northern Illinois	1	0	7	1	8	1.0	0.0	0	0	0	0
O.1.16	at South Alabama	1	0	0	0	0	0.0	0.0	0	0	0	0
O.8.16	UNLV*	1	0	2	1	3	0.5	0.0	0	1	0	0
O.14.16	at Fresno State*	1	1	1	3	4	0.0	0.0	0	0	0	0
O.21.16	San José State*	1	1	2	3	5	0.5	0.0	0	0	0	0
O.28.16	at Utah State*	1	1	1	2	3	1.0	0.0	0	0	0	1
N.5.16	Hawai'i*	1	1	2	3	5	0.0	0.0	0	2	0	0
N.12.16	at Nevada*	1	1	5	4	9	0.0	0.0	1	3	0	0
N.19.16	at Wyoming*	1	1	3	8	11	0.0	0.0	1	0	0	0
N.26.16	Colorado State*	1	1	4	0	4	0.0	0.0	0	1	0	0
D.3.16	at Wyoming@	1	1	1	1	2	0.0	0.0	0	0	0	0

Bold indicates season high. * - Mountain West game. `` - 2015 Sports Authority Mountain West Championship (Qualcomm Stadium; San Diego, Calif.). % - 2015 Hawai'i Bowl (Aloha Stadium; Honolulu, Hawaii). @ - 2016 Mountain West Championship (War Memorial Stadium; Laramie, Wyo.).

#59 JOHN BARON II

Kicker • Sophomore • 5-11 • 190 • Temecula, Calif. • Chaparral HS

• **At San Diego State:** Strong, left-footed kicker who does PATs, field goals and kickoff duties, now in his third season with the program ... Has a cannon of a leg ... Will look to improve his consistency.

• **2016 (Sophomore):** Has handled SDSU's PAT, field goal and kickoff duties in all 13 games on the season ... Was named a Lou Groza Collegiate Place-Kicker Award semifinalist on Nov. 3, the first Aztec semifinalist for the award since J.C. Mejia in 2003 ... Was named a first-team all-Mountain West performer, the first Aztec kicker on a MW first team in league history and just the third in program history (also Chris O'Brien in 1985 and Al Limahelu in 1970) ... Is nearly perfect so far, going 52-for-54 in PATs and 19-for-21 in field goal attempts ... Also has kicked off 87 times for 5,446 yards (62.6 avg.), posting 30 touchbacks ... Leads the team with 109 points ... Is ranked 12th nationally (third in the MW) in field goal percentage (.905), 14th (second in MW) in points per game among kickers (8.38), 23rd (second in MW) in field goals per game (1.46) and 40th (fourth in MW) in points per game (8.38) ... Among the all-time season leaders at SDSU, ranks first in field goal percentage (.905), second in field goals (19) and fifth in PATs (52) ... Made 10 straight field goals from Oct. 1 at South Alabama until Nov. 5 vs. Hawai'i when his final attempt - a career-long 51-yarder - fell short ... Currently has 17 consecutive field goal makes from 50 or less yards ... Has multiple field goals six times this year ... **vs. New Hampshire (Sept. 3)** ... Had a solid debut in the opener vs. New Hampshire, making all four PATs and making his only field goal attempt from 33 yards ... Also kicked off six times for 386 yards, averaging 64.3 yards per boot ... Four of his six kicks were touchbacks ... **vs. California (Sept. 10)** ... Was perfect again against California, making a 39-yard field goal and all six PAT tries ... Kicked off a then career-high eight times for 508 yards (6.5 avg.) with three touchbacks ... **at Northern Illinois (Sept. 17)** ... Made all six PATs at Northern Illinois, but missed his first field goal of the season, a 44-yarder into a 15-mph wind ... Also kicked off seven times for 443 yards (63.3 avg.), including one touchback ... **at South Alabama (Oct. 1)** ... Made a 34-yard field goal and his only PAT try a South Alabama ... Also kicked off five times for 295 yards (59.0) with two touchbacks ... **vs. UNLV (Oct. 8)** ... Had a huge game against UNLV, going 2-for-2 in field goal attempts, including a pair of career-long makes (48 and 50 yards) ... Became the first Aztec since 2007 with multiple field goals in the same game from at least 48 yards (third time since 1996) ... Also made both of his PAT tries and kicked off six times for 383 yards (63.8 avg.) with a touchback ... **at Fresno State (Oct. 14)** ... Had another solid outing at Fresno State, making a 47-yard field goal and both PATs ... The 47-yarder gave him three straight makes (and attempts) from at least 47 yards ... Also kicked off four times for 256 yards (64.0 avg.) ... **vs. San José State (Oct. 21)** ... Did not attempt a field goal for the first time of the season vs. San José State, but did make all six of his PAT attempts ... Also kicked off seven times for 448 yards (64.0 avg.) ... **at Utah State (Oct. 28)** ... Had a career game at Utah State en route to being named the MW Special Teams Player of the Week, making a career-high four field goals, going 4-for-4 with a long of 43 yards ... The four field goals tied an Aztec school record (with seven others, most recent Wes Feer vs. Eastern Illinois on Aug. 31, 2013) ... Also made all four of his PAT's, giving

him 16 points ... The 16 points also tied a SDSU record among kickers (fifth time it's happened) ... Also tied a then career high with eight kickoffs for 508 yards (63.5 avg.) with two touchbacks ... On his eight kickoffs, Utah State averaged a 20.3 average starting field position ... **vs. Hawai'i (Nov. 5)** ... Had another good game against Hawai'i, making his first two field goal attempts (30 and 45 yards) and nailing all seven PATs ... Did miss a career-long 51-yard attempt in the third quarter, snapping a streak of 10 consecutive makes ... Also kicked off a career-high 10 times for a career-best 603 yards (60.3 avg.) ... **at Nevada (Nov. 12)** ... Was 2-for-2 on field goal attempts, but 4-of-6 on PATs at Nevada (both PAT misses were blocked) ... Made his field goals from 28 and 31 yards ... Also kicked off nine times for 540 yards (60.0 avg.) with a career-high six touchbacks ... **at Wyoming (Nov. 19)** ... Was 2-for-2 on field goal attempts and 3-for-3 on PATs at Wyoming ... Had multiple field goals - 27 and 31 yards - for the fourth straight game and fifth time of his career ... **vs. Colorado State (Nov. 26)** ... Was 1-for-1 on field goal attempts and 4-for-4 on PATs vs. Colorado State ... The field goal was a 34-yarder ... **at Wyoming (Dec. 3)** ... Was 2-for-2 on field goal attempts and 3-for-3 on PATs in the MW Championship game at Wyoming ... Had multiple field goals - 37 and 20 yards - for the sixth time on the season ... Is now 19-for-21 (.905) on the season on field goal attempts, the best mark in SDSU single-season history ... Has made 17 straight field goals under 51 yards.

- **2015 (Freshman):** Was on the travel squad for most of the season, but did not see any action.
- **2014 (Redshirt):** Utilized his redshirt season in his first year at San Diego State ... Was originally one of four kickers on the roster, but moved up to No. 2 on the depth chart by the end of the season.
- **High School:** Lettered three years at Chaparral High School in Temecula, Calif. ... Converted all 48 of his extra-point attempts during his career at CHS, including a 38-for-38 mark as a senior ... Was 11-of-16 on field goal attempts as a senior, with a long of 51 yards ... Was a first-team all-league selection as a senior ... Went 2-for-2 in field goal attempts in three separate games ... Punted 29 times with a 40.5-yard average in 2013 ... Averaged 55.2 yards per kickoff as a junior with 39 touchbacks in 49 kickoffs ... Was rated as a 5-star kicker by *kohls-kicking.com* and was ranked as the 12th-best kicker in the class of 2014 by the website ... Was a two-star recruit by *Rivals.com* and 247sports ... Also played soccer at Chaparral, where he was named the defensive MVP ... A scholar-athlete.
- **Personal:** John Christopher Baron II was born Jan. 25, 1996, in Escondido, Calif. ... Son of John and Willi Jo Baron ... Was also recruited by Colorado in the process out of high school ... Is majoring in business administration with a focus in finance.

Baron's Career Statistics

Season	Kicking											
	GP	GS	FGM	FGA	Pct.	01-19	20-29	30-39	40-49	50+	Lg.	Blk.
2016	13	13	19	19	.905	0-0	5-5	8-8	5-6	1-2	50	0
Career	13	13	19	19	.905	0-0	5-5	8-8	5-6	1-2	50	0

Kickoffs

Season	GP	GS	No.	Yds.	Avg.	TB		OB	
						Md.	Att.	Md.	Att.
2016	13	13	87	5,446	62.6	30	1		
Career	13	13	87	5,446	62.6	30	1		

Career/2016 Highs: Points: 16 at Utah State (10/28/16) Field Goals: 4 at Utah State (10/28/16); Long Field Goal: 50 vs. UNLV (10/8/16); Kickoffs: 10 vs. Hawai'i (11/5/16); Touchbacks (KO): 6 at Nevada (11/12/16); Kickoff Avg. (More than 1 att.): 64.4 (5-for-322) at Wyoming (11/19/16).

Baron's Career Game-by-Game

Date	Opponent	GP	GS	PATs		FGs			
				Md.	Att.	Md.	Att.	Long	Blkd.
S.3.16	New Hampshire	1	*	4	4	1	1	33	0
S.10.16	California	1	*	6	6	1	1	39	0
S.17.16	at Northern Illinois	1	*	4	4	0	1	0	0
O.1.16	at South Alabama	1	*	1	1	1	1	34	0
O.8.16	UNLV*	1	*	2	2	2	2	50	0
O.14.16	at Fresno State*	1	*	2	2	1	1	47	0
O.21.16	San José State*	1	*	6	6	0	0	0	0
O.28.16	at Utah State*	1	*	4	4	4	4	43	0
N.5.16	Hawai'i*	1	*	7	7	2	3	45	0

N.12.16	at Nevada*	1	*	4	6	2	2	31	0
N.19.16	at Wyoming*	1	*	3	3	2	2	31	0
N.26.16	Colorado State*	1	*	3	3	1	1	34	0
D.3.16	at Wyoming@	1	*	3	3	2	2	37	0

Kickoffs

Date	Opponent	GP	GS	No.	Yds.	Avg.	TB	OB
S.3.16	New Hampshire	1	*	6	386	64.3	4	0
S.10.16	California	1	*	8	508	63.5	3	0
S.17.16	at Northern Illinois	1	*	7	443	63.3	1	1
O.1.16	at South Alabama	1	*	5	295	59.0	2	0
O.8.16	UNLV*	1	*	6	383	63.8	1	0
O.14.16	at Fresno State*	1	*	4	256	64.0	0	0
O.21.16	San José State*	1	*	7	448	64.0	0	0
O.28.16	at Utah State*	1	*	8	508	63.5	2	0
N.5.16	Hawai'i*	1	*	10	603	60.3	0	0
N.12.16	at Nevada*	1	*	9	540	60.0	6	0
N.19.16	at Wyoming*	1	*	5	322	64.4	4	0
N.26.16	Colorado State*	1	*	6	363	60.5	2	0
D.3.16	at Wyoming@	1	*	6	390	65.0	5	0

*Bold indicates season high. * - Mountain West game. @ - 2016 Mountain West Championship (War Memorial Stadium; Laramie, Wyo.). GS - in this category indicates the player was on the field the first time San Diego State was in the field goal or kickoff formation.*

#58 ALEX BARRETT**Defensive End • Senior • 6-3 • 255 • Mesa, Ariz. • Desert Ridge HS**

- **At San Diego State:** Physical defender who Coach Rocky Long called the best defensive tackle in the Mountain West in 2014 and the best defensive lineman this year ... A quick and agile athlete, who always seems to be in the right place at the right time ... Moved to right defensive end in 2015, but moved back to defensive tackle for final two games with starting DT Christian Heyward out for the year with a torn ACL ... Is slated to start at right defensive end, despite being hampered by a dislocated shoulder ... Is ranked eighth at SDSU in career sacks (18.0) and ninth in tackles for loss (38.0).
- **2016 (Senior):** Has been named a captain by his teammates ... Was chosen as a first-team all-MW selection for the second straight season, becoming the first Aztec defensive lineman to earn first-team all-MW honors multiple times ... Was named SDSU's defensive lineman of the year for a third straight season and also earned the team's Dr. R. Hardy/C.E. Peterson Memorial Trophy (team captain award) ... Was named a preseason first-team all-Mountain West selection by six outlets, including the Mountain West media, ESPN College Football, Sporting News, Lindy's Sports, Athlon Sports and Paul Myerberg of USA Today ... Was also named a second-team pick by Phil Steele's 2016 College Football Preview ... Also has been listed second on the "Five-Best MW Pro Prospects" by Campus Insiders, eighth on "MW's Top-10 NFL Talent" by Lindy's Sports and 10th as the "Top Defensive Ends on the 2017 NFL Draft Board" by Lindy's ... Also was deemed the "33rd-Best Draft-Eligible Defensive End" by Phil Steele, a "Top-25 Player to Watch" by the Orlando Sentinel and a "SDSU Player to Watch" by Lindy's ... Is having another good season with 49 tackles (26 solo), team highs of 6.5 sacks and 11 tackles for loss, along with 15 quarterback hurries and four pass breakups in 13 starts ... Is ranked seventh in the MW in sacks per game (0.50) and ninth in tackles for loss per game (0.85) ... vs. New Hampshire (Sept. 3) ... Had a monster opener against New Hampshire, registering five tackles (four solo), two sacks (and two tackles for loss) for 14 yards and four pass breakups ... The four PBU's were the most in FBS play during the first weekend and tied for the fifth most in a game in program history ... vs. California (Sept. 10) ... Registered four tackles (two solo), including a 6-yard sack (and tackle for loss) in another start vs. California ... Also added a game-high-tying three quarterback hurries ... at Northern Illinois (Sept. 17) ... Had four tackles (three solo) at Northern Illinois, including two tackles for loss for 11 yards and a 10-yard sack ... at South Alabama (Oct. 1) ... Recorded five tackles at South Alabama, despite dislocating a shoulder ... vs. UNLV (Oct. 8) ... Registered four tackles (three solo) with a 10-yard sack (and tackle for loss) in a start against UNLV, despite the dislocated shoulder ... at Fresno State (Oct. 14) ... Had three tackles, a 3-yard sack (and TFL) and a game-high two QBH in a start at Fresno State ... vs. San José State (Oct. 21) ... Registered three tackles (two solo) with a 3-yard tackle for loss and two quarterback hurries against San José State ... at Utah State (Oct. 28) ... Came up with five stops (two solo), including a 1/2 sack (and tackle for loss), and four quarterback hurries at Utah State ... vs. Hawai'i (Nov. 5) ... Only had one tackle against Hawai'i, but it went down for a 2-yard loss ... Also added a quarterback

hurry ... at Nevada (Nov. 12) ... Made three stops, including 0.5 tackles for loss in a start at Nevada ... Also added a quarterback hurry ... at Wyoming (Nov. 19) ... Registered five stops in a start at Wyoming, while adding a quarterback hurry ... vs. Colorado State (Nov. 26) ... Had five tackles, including a 1-yard tackle for loss, against Colorado State ... at Wyoming (Dec. 3) ... Came up with two stops (one solo) and a quarterback hurry in a start at Wyoming in the MW Championship game.

- **2015 (Junior):** Was named a first-team all-Mountain West selection by the league's coaches and media ... Also was chosen as the team's Defensive Lineman of the Year for the second straight season ... Was on the Rotary Lombardi Watch List, which goes out to the top lineman or linebacker near the line of scrimmage ... Earned postseason first-team all-MW honors from Phil Steele ... Also was named a first-team preseason all-Mountain West selection by Phil Steele, and second-team picks by Athlon Sports and Lindy's Sports ... Has been deemed an "SDSU Player to Watch" by Lindy's ... Had 62 tackles (33 solo) on the season to go along with 13.0 tackles for a loss, 5.5 sacks, seven quarterback hurries, two interceptions, including one for a touchdown, two forced fumbles and a pass breakup ... His 62 tackles were the most among the Aztec defensive linemen (next highest was 38) ... Ranked 10th in the MW in tackles for loss per game (0.93) and fifth among defensive linemen in tackles per game (4.43) ... Had a solid first outing of the season vs. San Diego, making four tackles with one for a loss, a sack and a pass breakup ... Recorded four tackles (three solo) in another start at California, including 1.0 TFL ... Also had a game-high two quarterback hurries ... Made five stops against South Alabama ... Made four tackles at Penn State, including 1.5 for a loss ... Had seven tackles vs. Fresno State ... Added 0.5 sacks and a tackle for loss ... Made one solo stop in another start at Hawai'i ... Had another good all-around game at San José State with five tackles (all solo), including two for eight yards of loss, and a 10-yard interception ... The interception was the first of his career, while the two tackles for loss were a season best ... Finished with five tackles (three solo) against Utah State, including a 6-yard sack (and tackle for loss) and a forced fumble ... Had five tackles with one for a 4-yard loss to go along with a quarterback hurry at Colorado State ... Had another big game against Wyoming, coming up with four tackles (all solo), including a career-high three tackles for loss and a career-high-tying two sacks ... Both sacks came on third-down plays, allowing the Aztecs to get the ball back on a punt ... Made one stop in another start at UNLV before an injury sidelined him early in the game ... Returned healthy against Nevada, making six tackles with a 13-yard sack (and TFL) and two quarterback hurries ... Had a season-high eight tackles against Air Force in the Mountain West Championship game, while adding 0.5 tackles for loss and a forced fumble ... The eight tackles also matched a career best ... The forced fumble was his second of the season and third of his career ... Had three tackles (all solo) vs. Cincinnati in the Hawai'i Bowl and added a 43-yard interception for a touchdown that put SDSU up, 42-0 ... The touchdown was the first of his career.
- **2014 (Sophomore):** Was named an honorable-mention pick by the Mountain West media and coaches ... Was also selected as the team's Defensive Lineman of the Year ... Also was on the MW midseason second team by Phil Steele ... Started and played in each of the first 10 games before missing the Air Force and San José State contest with a foot injury, and also the Poinsettia Bowl vs. Navy ... Had 39 tackles (21 solo), 9.0 tackles for loss, three sacks, three pass breakups, six quarterback hurries, a forced fumble and a blocked kick ... Ranked second on the team in tackles for loss (9.0) and tied for second in sacks (3.0), despite missing the final three games ... Ranked ninth in the MW and sixth among defensive linemen with 0.90 tackles for loss per game ... Was also eighth in tackles per game (3.9) among defensive linemen ... The 9.0 TFL are the most by an Aztec defensive lineman since Ernie Lawson had 9.5 in 2010 ... Made his first career start in the opener vs. Northern Arizona, making five tackles and 2.5 tackles for loss, while adding his first career blocked kick ... Had another good all-around game in another start at No. 21/23 North Carolina, recording three tackles (two solo), 1.0 TFL, his first two career PBU's and two quarterback hurries ... The first PBU was deflected to Jon Sanchez, who intercepted the pass and ran it six yards ... The play set up a 12-yard touchdown run by Donnel Pumphrey, giving SDSU its first lead of the game ... Started for a third straight game at Oregon State, recording five tackles ... Had another big game vs. UNLV, making three tackles (all solo), a career-high-tying two sacks and two tackles for loss ... Came up with four tackles (three solo) and a game-high two quarterback hurries at Fresno State in another start ... Had two solo stops and a quarterback hurry at New Mexico ... Made two tackles (one solo), including a 5-yard sack (and TFL) and his third pass breakup of the season vs. Hawai'i ... Started again at Nevada, where he recorded five tackles (three solo) and a TFL ... The five stops were tied for the third most on the team ... Set a career high with eight tackles (three solo), 1.5 tackles for loss and a forced fumble in another start vs. Idaho ... Had already set a career high with six in the first half ... The eight tackles ranked third on the team and tied for fourth in the game ... Came up with two assisted stops and a quarterback hurry in a start at Boise State ... Missed the final three games - Air Force, San José State and Navy in the Poinsettia Bowl - with

a foot injury ... Had surgery on the foot in December.

- **2013 (Freshman):** Played well off the bench over 12 games in limited snaps, posting 15 tackles (eight solo), 5.0 tackles for loss and 3.0 sacks ... The three sacks were tied for second on the team, while the 5.0 TFL ranked sixth ... Did not play in the opener vs. Eastern Illinois ... Logged his first career collegiate appearance at No. 3/2 Ohio State without recording a stat ... Played off the bench again vs. Oregon State without cracking the stat sheet ... Made his first career tackle, a solo stop, at New Mexico State ... Came off the bench again vs. Nevada without making the stat sheet ... Had a breakout game at Air Force with starter Cody Galea battling a flu, finishing with two sacks for 16 yards and four tackles (three solos) ... The 2.0 sacks were the most by an Aztec since Everett Beed recorded 2.0 sacks at Wyoming on Nov. 24, 2012 ... The 2.0 TFL were also a season high ... Made one stop off the bench vs. No. 15/18 Fresno State ... Played against New Mexico without recording a stat ... Made two tackles with 1.0 TFL at San José State ... Made one assisted tackle off the bench at Hawai'i ... In his first game listed at No. 2 on the depth chart at defensive tackle rather than third at defensive line, he had two tackles (both solo), both for a loss and a 4-yard sack vs. Boise State ... Played again at defensive tackle off the bench at UNLV and tied a season high with four tackles ... Played against Buffalo in the Famous Idaho Potato Bowl, but did not record a stat.
- **2012 (Redshirt):** Redshirted his first season at SDSU.
- **High School:** Two-time first-team all-state selection at Desert Ridge High School ... First-team all-region on defense and East Valley all-region on both sides of the ball as a junior ... Was named his team's outstanding offensive lineman in 2009 and 2011 ... Tapped to the all-Arizona Super 25 his senior campaign and also was rated the 32nd-best recruit in the state of Arizona by *ESPN* ... Two-star defensive lineman by Rivals.com, who earned a *Scouts, Inc.* grade of 73 ... Also lettered in track, finishing second in the state last year in the shot put ... Was Desert Ridge's MVP in track on two occasions.
- **Personal:** Alejandro Barrett was born March 6, 1994, in Yuma, Ariz. ... Son of Audry and Elena Barrett ... Has two younger brothers ... Also drew interest from Fresno State, Army, Arizona State, New Mexico, Air Force, Montana, Northern Colorado and San José State ... Is majoring in social science.

Barrett's Career Statistics

Season	GP	GS	UA	A	TT	TFL	Sk	Int.	PBU	FF	FR
2013	12	0	8	7	15	5.0	3.0	0	0	0	0
2014	10	10	21	18	39	9.0	3.0	0	3	1	0
2015	14	14	33	29	62	13.0	5.5	2	1	2	0
2016	13	13	26	23	49	11.0	6.5	0	4	0	0
Career	49	37	88	77	165	38.0	18.0	2	8	3	0

Career Highs: Tackles: 8 vs. Air Force (12/5/15), vs. Idaho (11/8/14); Tackles For Loss: 3.0 vs. Wyoming (11/14/15); Sacks: 2.0, four times; Interceptions: 1 vs. Cincinnati (12/24/15), at San José State (10/17/15); Pass Breakups: 4 vs. New Hampshire (9/3/16); Forced Fumbles: 1 vs. Air Force (12/5/15), vs. Utah State (10/23/15), vs. Idaho (11/8/14); Blocked Kicks: 1 vs. Northern Arizona (8/30/14); Defensive Touchdowns: 1 vs. Cincinnati (12/25/15).

2016 Highs: Tackles: 5, five times; Tackles For Loss: 2.0 at Northern Illinois (9/17/16), vs. New Hampshire (9/3/16); Sacks: 2.0 vs. New Hampshire (9/3/16); Pass Breakups: 4 vs. New Hampshire (9/3/16).

Barrett's Career Game-by-Game

Date	Opponent	GP	GS	UA	A	TT	TFL	Sk.	Int.	PBU	FF	FR
A.31.13	Eastern Illinois											
S.7.13	at 3/2 Ohio State	1	0	0	0	0	0.0	0.0	0	0	0	0
S.21.13	Oregon State	1	0	0	0	0	0.0	0.0	0	0	0	0
S.28.13	at New Mexico State	1	0	1	0	1	0.0	0.0	0	0	0	0
O.4.13	Nevada*	1	0	0	0	0	0.0	0.0	0	0	0	0
O.10.13	at Air Force*	1	0	3	1	4	2.0	2.0	0	0	0	0
O.26.13	15/18 Fresno State*	1	0	0	1	1	0.0	0.0	0	0	0	0
N.2.13	New Mexico*	1	0	0	0	0	0.0	0.0	0	0	0	0
N.9.13	at San José State*	1	0	1	1	2	1.0	0.0	0	0	0	0
N.16.13	at Hawai'i*	1	0	0	1	1	0.0	0.0	0	0	0	0
N.23.13	Boise State*	1	0	2	0	2	2.0	1.0	0	0	0	0
N.30.13	at UNLV*	1	0	1	3	4	0.0	0.0	0	0	0	0
D.21.13	vs. Buffalo&	1	0	0	0	0	0.0	0.0	0	0	0	0
A.30.14	Northern Arizona	1	1	3	2	5	2.5	0.0	0	0	0	0
S.6.14	at 21/23 No. Carolina	1	1	2	1	3	1.0	0.0	0	2	0	0
S.20.14	at Oregon State	1	1	1	4	5	0.0	0.0	0	0	0	0

S.27.14	UNLV*	1	1	3	0	3	2.0	2.0	0	0	0	0
O.3.14	at Fresno State*	1	1	3	1	4	0.0	0.0	0	0	0	0
O.10.14	at New Mexico*	1	1	2	0	2	0.0	0.0	0	0	0	0
O.18.14	Hawai'i*	1	1	1	1	2	1.0	1.0	0	1	0	0
N.1.14	at Nevada*	1	1	3	2	5	1.0	0.0	0	0	0	0
N.8.14	Idaho	1	1	3	5	8	1.5	0.0	0	0	1	0
N.15.14	at Boise State*	1	1	0	2	2	0.0	0.0	0	0	0	0
N.21.14	Air Force*											
N.29.14	San José State*											
D.23.14	Navy#											
S.5.15	San Diego	1	1	2	2	4	1.0	1.0	0	1	0	0
S.12.15	at California	1	1	3	1	4	1.0	0.0	0	0	0	0
S.19.15	South Alabama	1	1	1	4	5	0.0	0.0	0	0	0	0
S.26.15	at Penn State	1	1	2	2	4	1.5	0.0	0	0	0	0
O.3.15	Fresno State*	1	1	3	4	7	1.0	0.5	0	0	0	0
O.10.15	at Hawai'i*	1	1	1	0	1	0.0	0.0	0	0	0	0
O.17.15	at San José State*	1	1	5	0	5	2.0	0.0	1	0	0	0
O.23.15	Utah State*	1	1	3	2	5	1.0	1.0	0	0	1	0
O.31.15	at Colorado State*	1	1	2	3	5	1.0	0.0	0	0	0	0
N.14.15	Wyoming*	1	1	4	0	4	3.0	2.0	0	0	0	0
N.21.15	at UNLV*	1	1	1	0	1	0.0	0.0	0	0	0	0
N.28.15	Nevada*	1	1	1	5	6	1.0	1.0	0	0	0	0
D.5.15	Air Force**	1	1	2	6	8	0.5	0.0	0	0	1	0
D.24.15	vs. Cincinnati%	1	1	3	0	3	0.0	0.0	1	0	0	0
S.3.16	New Hampshire	1	1	4	1	5	2.0	2.0	0	4	0	0
S.10.16	California	1	1	2	2	4	1.0	1.0	0	0	0	0
S.17.16	at Northern Illinois	1	1	3	1	4	2.0	1.0	0	0	0	0
O.1.16	at South Alabama	1	1	2	3	5	0.0	0.0	0	0	0	0
O.8.16	UNLV*	1	1	3	1	4	1.0	1.0	0	0	0	0
O.14.16	at Fresno State*	1	1	1	3	4	1.0	1.0	0	0	0	0
O.21.16	San José State*	1	1	2	1	3	1.0	0.0	0	0	0	0
O.28.16	at Utah State*	1	1	2	3	5	0.5	0.5	0	0	0	0
N.5.16	Hawai'i*	1	1	1	0	1	1.0	0.0	0	0	0	0
N.12.16	at Nevada*	1	1	1	2	3	0.5	0.0	0	0	0	0
N.19.16	at Wyoming*	1	1	2	3	5	0.0	0.0	0	0	0	0
N.26.16	Colorado State*	1	1	2	3	5	1.0	0.0	0	0	0	0
D.3.16	at Wyoming@	1	1	1	1	2	0.0	0.0	0	0	0	0

*Bold indicates season high. * - Mountain West game. & - 2013 Famous Idaho Potato Bowl (Bronco Stadium; Boise, Idaho). # - 2014 San Diego County Credit Union Poinsettia Bowl (Qualcomm Stadium; San Diego, Calif.). ** - 2015 Sports Authority Mountain West Championship (Qualcomm Stadium; San Diego, Calif.). % - 2015 Hawai'i Bowl (Aloha Stadium; Honolulu, Hawaii). @ - 2016 Mountain West Championship (War Memorial Stadium; Laramie, Wyo.).*

#15 NICK BAWDEN

Fullback • Junior • 6-3 • 240 • Los Gatos, Calif. • Los Gatos HS

- **At San Diego State:** Was the backup quarterback for most of 2014 after starting for an injured Quinn Kaehler for two straight games at Fresno State and New Mexico ... Moved to fullback from quarterback prior to fall camp, where he backed up two-year starter Dakota Gordon in 2015 ... Good athlete who possesses good hands ... Is listed as the starter at fullback heading into the Las Vegas Bowl game for the 11th straight game ... Coach Long called him the most improved offensive player in the spring.
- **2016 (Junior):** Has been named a first-team All-American by *Pro Football Focus* ... Has played in each of the past 12 games, starting the last 10 ... Has 14 catches for 117 yards (8.4 avg.) and a 4-yard rush ... According to *Pro Football Focus* (as of Dec. 10), has graded out as the best blocking fullback in the country this year and the fourth-best fullback overall ... **vs. New Hampshire (Sept. 3)** ... Did not play in the opener vs. New Hampshire ... **vs. California (Sept. 10)** ... Made his first career catch, going for four yards against California off the bench ... **at Northern Illinois (Sept. 17)** ... Made another 4-yard grab off the pine at Northern Illinois ... **at South Alabama (Oct. 1)** ... Had a 10-yard catch in his first career start at fullback at South Alabama ... Also had a 4-yard rush, his first rushing attempts as a fullback ... **vs. UNLV (Oct. 8)** ... Started again against UNLV, but did not record a stat ... **at Fresno State (Oct. 14)** ... Had career highs of two catches and 23 yards in a start at Fresno State ... Included in the 23 yards was a long of 14 yards ... **vs. San José State (Oct. 21)**

... Had another two catches for 17 yards in a start against San José State ... **at Utah State (Oct. 28)** ... Did not record a stat in starting time at Utah State ... **vs. Hawai'i (Nov. 5)** ... Caught two passes for seven yards (3.5 avg.) in another start against Hawai'i ... **at Nevada (Nov. 12)** ... Had a career-long 19-yard catch in a start at Nevada ... **at Wyoming (Nov. 19)** ... Had a 1-yard grab at Wyoming in another start ... **vs. Colorado State (Nov. 26)** ... Made a career-high three receptions for a career-best 32 yards (10.7 avg.) against Colorado State ... Had a long of 12 yards ... **at Wyoming (Dec. 3)** ... Did not find the stat sheet in a start at Wyoming in the MW Championship game.

• **2015 (Sophomore):** Played in nine games on the season, including eight of the final 10, without recording a stat ... Did not play in the opener vs. San Diego ... Logged his first snaps of his career at fullback at California without finding the stat sheet ... Did not play against South Alabama ... Was on the travel squad to Penn State, but did not see any action ... Saw time on special teams vs. Fresno State ... Traveled on the Hawai'i trip, but did not see any time ... Logged snaps at fullback at San José State without making the stat sheet ... Played late in the game against Utah State, but did not record a stat ... Also logged statless time at Colorado State ... Played some time at fullback vs. Wyoming, but did not get on the stat sheet ... Logged significant time off the bench at UNLV without recording a stat ... Played some statless time vs. Nevada ... Also did not see action vs. Air Force in the Mountain West Championship ... Played in the Hawai'i Bowl against Cincinnati without making the stat sheet.

• **2014 (True Freshman):** Was one of eight Aztec true freshmen to see action in a game and was the only one to earn a start ... Worked up from fourth on the depth chart after spring drills to the backup quarterback to senior Quinn Kaehler heading into the 2014 opener ... Threw for 147 yards on the year, going 13-for-38 for a touchdown and two interceptions ... Also rushed 11 times for 43 yards (3.9 avg.) ... If you take away the three times he was sacked, he had 63 rushing yards eight attempts (7.9 avg.) ... Came off the bench to play the final series in the opening win vs. Northern Arizona, but did not throw a pass ... Was on the travel squad to No. 21/23 North Carolina, but did not appear in the game ... Also was on the travel squad to Oregon State, but did not log any snaps ... Played in the team's final drive vs. UNLV, but only handed the ball off ... Became the second true freshman to start a game at quarterback and first without previously throwing a pass at Fresno State ... Was 9-for-24 for 84 yards with one touchdown and two interceptions ... Also rushed for 36 yards on eight attempts, averaging 4.5 yards per carry ... If you took away the two times he was sacked, those rushing numbers go to 48 yards on six attempts (8.0 avg.) ... Was the 39th player to make his quarterback starting debut for the Aztecs in the Division I era (since 1969) ... Became the second SDSU true freshman in school history (Spencer Brinton in 1997) to start at quarterback in an Aztec win at New Mexico ... Was 4-for-13 for 63 yards with no touchdowns and no interceptions, playing only the first half ... Also carried three times for seven yards (twice for 15 yards if you take away the 8-yard sack) ... Had a career-long 43-yard pass in the first quarter to Eric Judge ... Suited up at home against Hawai'i, but did not play in the game ... Was the back-up to Quinn Kaehler once again at Nevada, but did not see any action ... Backed up Kaehler once again at quarterback vs. Idaho, but did not see the field ... Was on the travel squad, but did not see any action at Boise State ... Also didn't play against Air Force ... Came off the bench vs. San José State and threw a pass for the first time since the New Mexico game, but the pass was incomplete ... Was on the sidelines, but did not see the field vs. Navy in the Poinsettia Bowl.

• **High School:** Completed 107-of-197 passes (54.3 percent) for 1,622 yards and 14 touchdowns with eight interceptions as a senior at Los Gatos High ... Also rushed for 189 yards on 39 attempts (4.9 avg.) with one touchdown ... Passed for 1,636 yards and 12 touchdowns as a junior ... Rated as a three-star recruit by *Scout.com* and was picked as the 67th-best quarterback ... Also was a three-star recruit by *ESPN.com* with a scout grade of 77, a three-star recruit by 247sports with a grade of 82 and a two-star recruit by *Rivals.com*.

• **Personal:** Charles Nicholas Bawden was born June 22, 1996, in Los Gatos, Calif. ... Son of Rick and Kimberly Bawden ... Was also offered a scholarship from Eastern Washington, while drawing interest from Arkansas, California, Fresno State, Harvard, San José State, Utah and Washington ... A business administration major with a concentration as a management entrepreneur.

Bawden's Career Statistics

Season	Passing							Rushing				
	GP	GS	Att.	Cmp.	Pct.	Int.	TD	Yds.	Rtg.	Att.	Yds.	TD
2014	5	2	38	13	34.2	2	1	147	64.86	11	43	0
2015	9	0	0	0	0.0	0	0	0	0.00	0	0	0
2016	12	10	0	0	0.0	0	0	0	0.00	1	4	0
Career	26	12	38	13	34.2	2	1	147	64.86	12	47	0

Receiving

Season	GP	GS	Rec.	Yds.	Avg.	Long	TD
2014	5	2	0	0	0.0	0	0
2015	9	0	0	0	0.0	0	0
2016	12	10	14	117	8.4	19	0
Career	26	12	14	117	8.4	19	0

Career Highs: Carries: 8 at Fresno State (10/3/14); Rushing Yards: 36 at Fresno State (10/3/14); Long Rush: 15 at New Mexico (10/10/14); Receptions: 3 vs. Colorado State (11/26/16); Receiving Yards: 23 at Fresno State (10/14/16); Long Reception: 19 at Nevada (11/12/16); Attempts: 24 at Fresno State (10/3/14); Completions: 9 at Fresno State (10/3/14); Passing Yards: 84 at Fresno State (10/3/14); Long Pass: 43 at New Mexico (10/10/14); Passing Touchdowns: 1 at Fresno State (10/3/14); Completion Pct. (min. 12 att.): 37.50 (9-for-24) at Fresno State (10/3/14); Efficiency Rating: 71.48 at New Mexico (10/10/14).

2016 Highs: Carries: 1 at South Alabama (10/1/16); Rushing Yards: 4 at South Alabama (10/1/16); Long Rush: 4 at South Alabama (10/1/16); Receptions: 3 vs. Colorado State (11/26/16); Receiving Yards: 23 at Fresno State (10/14/16); Long Reception: 19 at Nevada (11/12/16).

Bawden's Career Game-by-Game

Passing

Date	Opponent	GP	GS	Att.	Cmp.	Pct.	Int.	TD	Yds.	Rtg.
A.30.14	Northern Arizona	1	0	0	0	0.0	0	0	0	0.00
S.6.14	at 21/23 No. Carolina	--- Did Not Play ---								
S.20.14	at Oregon State	--- Did Not Play ---								
S.27.14	UNLV*	1	0	0	0	0.0	0	0	0	0.00
O.3.14	at Fresno State*	1	1	24	9	37.5	2	1	84	63.98
O.10.14	at New Mexico*	1	1	13	4	30.8	0	0	63	71.48
O.18.14	Hawai'i*	--- Did Not Play ---								
N.1.14	at Nevada*	--- Did Not Play ---								
N.8.14	Idaho	--- Did Not Play ---								
N.15.14	at Boise State*	--- Did Not Play ---								
N.21.14	Air Force*	--- Did Not Play ---								
N.29.14	at San José State*	1	0	1	0	0.0	0	0	0	0.00
D.23.14	Navy#	--- Did Not Play ---								

Rushing

Date	Opponent	GP	GS	Rushing			Receiving			
				Att.	Yds.	Avg.	TD	No.	Yds.	TD
S.5.15	San Diego	--- Did Not Play ---								
S.12.15	at California	1	0	0	0	0.0	0	0	0	0
S.19.15	South Alabama	--- Did Not Play ---								
S.26.15	at Penn State	--- Did Not Play ---								
O.3.15	Fresno State*	1	0	0	0	0.0	0	0	0	0
O.10.15	at Hawai'i*	--- Did Not Play ---								
O.17.15	at San José State*	1	0	0	0	0.0	0	0	0	0
O.23.15	Utah State*	1	0	0	0	0.0	0	0	0	0
O.31.15	at Colorado State*	1	0	0	0	0.0	0	0	0	0
N.14.15	Wyoming*	1	0	0	0	0.0	0	0	0	0
N.21.15	at UNLV*	1	0	0	0	0.0	0	0	0	0
N.28.15	Nevada*	1	0	0	0	0.0	0	0	0	0
D.5.15	Air Force`	--- Did Not Play ---								
D.24.15	vs. Cincinnati%	1	0	0	0	0.0	0	0	0	0
S.3.16	New Hampshire	--- Did Not Play ---								
S.10.16	California	1	0	0	0	0.0	0	1	4	0
S.17.16	at Northern Illinois	1	0	0	0	0.0	0	1	4	0
O.1.16	at South Alabama	1	1	1	4	4.0	0	1	10	0
O.8.16	UNLV*	1	1	0	0	0.0	0	0	0	0
O.14.16	at Fresno State*	1	1	0	0	0.0	0	2	23	0
O.21.16	San José State*	1	1	0	0	0.0	0	2	17	0
O.28.16	at Utah State*	1	1	0	0	0.0	0	0	0	0
N.5.16	Hawai'i*	1	1	0	0	0.0	0	2	7	0
N.12.16	at Nevada*	1	1	0	0	0.0	0	1	19	0
N.19.16	at Wyoming*	1	1	0	0	0.0	0	1	1	0
N.26.16	Colorado State*	1	1	0	0	0.0	0	3	32	0
D.3.16	at Wyoming@	1	1	0	0	0.0	0	0	0	0

*Bold indicates season high. * - Mountain West game. # - 2014 San Diego County Credit Union Poinsettia Bowl (Qualcomm Stadium; San Diego, Calif.). `` - 2015 Sports Authority Mountain West Championship (Qualcomm Stadium; San Diego, Calif.). % - 2015 Hawai'i Bowl (Aloha Stadium; Honolulu, Hawaii). @ - 2016 Mountain West Championship (War Memorial Stadium; Laramie, Wyo.).*

#91 TANNER BLAIN

Punter • Senior • 6-0 • 205 • Lindenhurst, Ill. • El Camino College

- **At San Diego State:** Accurate punter who continues to work on his power ... Was at the University of Kentucky for two years, redshirting the 2012 season and practicing in 2013, before transferring to El Camino College to punt in 2014 ... Enrolled at SDSU in the 2015 spring semester ... Is listed as the starting punter heading into this weekend for the 27th straight game ... Is also the team's holder on PAT's and field goals ... Among the all-time SDSU leaders, ranks sixth in punt yards (5,447), seventh in punts (133) and ninth in punt average (41.0).
- **2016 (Senior):** Has started at the punter position and has held for PAT's and field goals in all 13 games on the season ... Was on the Ray Guy Award Watch List for the second consecutive season ... Has punted 56 times for 2,345 yards (41.9 avg.) with a long of 75 yards ... 23 punts have landed inside the 20-yard line, including eight inside the 10 and three inside the 5 ... 15 of his punts have been fair caught and has just five touchbacks ... Also has 11 punts of at least 50 yards ... Is ranked seventh in the Mountain West in punt average (41.88) ... If you take away the 16 times he's had to punt inside his opponent's side of the field, he has averaged 44.30 yards per punt (on 40 attempts) this year (would rank 17th in the country) ... Has a long of 75 yards, which is the eighth longest in NCAA FBS play this season and tied for the sixth longest in SDSU history ... vs. New Hampshire (Sept. 3) ... Punted eight times in the opener vs. New Hampshire for 295 yards (36.9 avg.) ... Only two of the eight punts were returned, while two were fair caught (also two touchbacks) ... Had a long of 47 yards ... vs. California (Sept. 10) ... Had a better game against California, punting five times for 190 yards (38.0 avg.) with a long of 50 yards ... Two of the five punts landed inside the 20-yard line ... at Northern Illinois (Sept. 17) ... Had a career game at Northern Illinois in his home state, punting five times for 212 yards, averaging 42.4 yards per boot with a career-high-tying four inside the 20 ... He ended up with four punts inside the 7-yard line, including three inside the 5 (2, 3 and 4) with the other landing on the 6 ... On his four punts inside the 7, the Huskies were held scoreless ... His other punt was a then season-long 52-yarder ... For his efforts, was named the Mountain West Special Teams Player of the Week for the first time of his career ... at South Alabama (Oct. 1) ... Had another good punting game at South Alabama, punting five times for 232 yards (46.4 avg.) with two inside the 20-yard line ... Had a long of 53 yards ... vs. UNLV (Oct. 8) ... Punted four times for 161 yards (40.3 avg.) against UNLV with a then season-long boot of 55 yards ... Two of his four punts landed inside the 20, including one at the 7-yard line ... at Fresno State (Oct. 14) ... Had another good outing at Fresno State, punting four times with three of them inside the Bulldog territory ... Ended up landing three of his four attempts inside the 20, including one inside the 10 ... The other punt was a then-season-long 57-yarder ... Ended up punting for 145 yards, averaging 36.2 yards per boot ... vs. San José State (Oct. 21) ... Punted three times for 122 yards (40.7 avg.) with a long of 47 yards against San José State ... at Utah State (Oct. 28) ... Punted three times for 132 yards (44.0 avg.) at Utah State with two punts - 51 and 50 - traveling at least 50 yards ... Finished with a net average of 45.0 as two punts were returned for a loss of three yards ... vs. Hawai'i (Nov. 5) ... Had another solid outing against Hawai'i, punting three times for 153 yards, posting a career-high average of 51.0 with a long of 56 yards ... Two of his three punts landed inside the 20, including one inside the 10, with the other going for a touchback ... Finished with a net average of 44.3 ... at Nevada (Nov. 12) ... Was only called upon to punt once for 35 yards at Nevada, making the Wolf Pack start at the 12-yard line ... at Wyoming (Nov. 19) ... Had another solid outing at Wyoming, punting five times for 241 yards (48.2 avg.) with a then season-long boot of 60 yards ... Two of his five punts landed inside the 20-yard line, including one at the 8 ... Had one touchback (on the 60 yarder) and finished with a net average of 44.40 ... vs. Colorado State (Nov. 26) ... Was called upon to punt four times for 154 yards (38.5 avg.) against Colorado State with a long of 51 yards ... Three of his four punts were fair caught, but the other was returned for a 91-yard touchdown, the first against SDSU since the 2013 opener vs. Eastern Illinois ... at Wyoming (Dec. 3) ... Punted six times for 273 yards (45.5 avg.) at Wyoming in the MW Championship game with a long of 75 yards ... The 75-yarder is the eighth longest in NCAA FBS play this year and tied for the sixth longest in school history (longest since a school-record 89-yarder by Brian Stahovich on Oct. 30, 2010) ... Three of his six punts landed inside the 20-yard line and two were fair caught ... Finished with a net average of 43.8.
- **2015 (Junior):** Was the team's starting punter in all 14 games ... Punted 77 times for 3,102 yards, averaging 40.3 yards per boot ... Twenty-five of his 77 punts landed inside the 20-yard line, including nine inside the 10 and two inside the 5 ... Twenty-four of his 77 punts were fair caught ... Had eight 50-plus-yard boots ... Just 19 of his 77 punts were returned for 95 yards (5.0 avg.) ... Had a long punt of 63 yards, which was the longest by an Aztec since Brian Stahovich's 89-yarder at Missouri on Sept. 18, 2010 ... Had a solid debut as an Aztec vs. San Diego, punting five times for 222 yards (44.40 avg.), including two 50-plus yard boots ... Had a long of 63 yards, which is the longest by an SDSU player since Brian Stahovich's 89-yarder at Missouri on Sept. 18, 2010 ... It was also tied for the 16th-longest punt by an Aztec since 1996 and the 12th longest by a SDSU player in the MW era (since 1999) ... Three of his five punts were inside the 20-yard line ... Punted a career-high nine times for 365 yards (40.6 avg.) at California with four landing inside the 20-yard line and an impressive five being fair caught ... Had a long of 51 yards ... Had a good game for South Alabama, punting six times for 281 yards, averaging a career-high 46.8 yards per boot ... Three of his six punts landed inside the 20, including three inside the 10 and two inside the 5 (2 and 1-yd line) ... Had a long of 60 yards ... Three of the six punts were fair caught and three were downed as none were returned ... The average starting field position for USA off his punts was the 14 ... Had eight punts at Penn State for 313 yards, averaging 39.1 per kick ... One landed inside the 20 and one was fair caught ... Had a long of 48 yards ... Punted six times for 233 yards (38.8 avg.) against Fresno State ... Had one punt land inside the 10-yard line with one touchback ... Four of the six punts were fair caught ... Tied a career high with nine punts at Hawai'i for 379 yards (42.1 avg.) ... Three of his punts landed inside the 20-yard line, including one on the 5 ... Had two punts that traveled 50-plus yards with a long of 54 yards ... Had a solid outing at San José State, punting three times for 118 yards (39.3 avg.) with all three punts landing inside the 20-yard line, including two inside the 10 ... The three punts finished at the 12, 6 and 8-yard line, giving the Spartans an average starting field position of 8.7 yard line on those punts ... Two of the three punts came on the SJSU side of the field, somewhat skewing his punt average ... His one punt on SDSU's side of the ball was his longest of the game at 48 yards ... Punted five times for 179 yards (35.8 avg.) against Utah State with a long of 46 yards ... Two of the five punts were inside the 20, three were fair caught and two were returned for just seven yards ... One of the punts was muffed by an Aggie player and Marcus Stamps recovered the ball, but set up a missed Aztec field goal ... Punted four times for 173 yards (43.2 avg.) at Colorado State with a long of 52 yards ... None of the four punts were returned ... Punted three times for 123 yards (41.0 avg.) vs. Wyoming ... Posted a 42.0 net average as the one punt that was returned was muffed for a 3-yard loss, where long snapper Jeff Overbaugh pounced on it for the recovery ... SDSU later scored on the drive ... Had a long of 44 yards ... Punted four times for 146 yards (36.5 avg.) at UNLV with a long of 40 yards, landing one at the 12-yard line ... Punted six times for 224 yards (37.3 avg.) against Nevada with a long of 45 yards ... One landed inside the 20-yard line and zero of the six boots were returned ... Had five punts for 209 yards (41.8 avg.) with a long of 51 yards vs. Air Force in the MW Championship game ... One of the punts landed inside the 20-yard line ... Two of the five punts were returned for a total of just three yards (1.5 avg.) ... Had four punts for 137 yards (34.2 avg.) vs. Cincinnati in the Hawai'i Bowl with a long of 47 yards ... Two of his four punts landed inside the 20-yard line.
- **2014 (at El Camino College):** Punted 53 times for 1,968 yards (37.1 avg.) in 2014 at El Camino College with a long of 63 yards ... Eighteen of his 53 punts landed inside the 20, while 11 were fair caught and just one went for a touchback ... Best game was vs. Citrus on Sept. 27, when he punted six times for 271 yards (45.2 avg.), including a 63-yarder and two inside the 20 ... Followed that up with a season-high 11 punts for 435 yards (39.5 avg.) with eight landing inside the 20 at Riverside.
- **At Univ. of Kentucky (2012-13):** Practiced with the Wildcats in 2013, but did not play in a game ... Redshirted his first season at UK in 2012.
- **High School:** Played wide receiver, cornerback, kicker and punter for Lake Community High School, helping the Eagles to a conference championship as a senior ... Named all-conference and the No. 1 punter in the area ... Averaged 44.6 yards per punt, while converting on 9-of-12 field goal attempts with an 85 percent touchback rate in his senior season ... Averaged 41.3 yards per punt as a junior and 39.4 yards per punt as a sophomore ... A two-star recruit by Rivals and 247sports ... Received a grade of 73 by 247sports ... Also earned three letters as a shooting guard in basketball ... Lettered one year in track and field, competing in the jumping events (long jump, triple jump and high jump).
- **Personal:** Tanner Austin Blaine was born May 3, 1994, in Lake Forest, Ill. ... Son of David and Priscilla Blain ... Chose Kentucky out of Lake Community High School since it was close to his hometown ... Is majoring in social science.

Blain's Career Statistics

Season	GP	GS	No.	Yds.	Avg.	Net	TB	FC	I20	50+	Lg.
2015	14	14	77	3,102	40.3	37.0	8	24	25	8	63
2016	13	13	56	2,345	41.9	37.0	5	15	23	11	75
Career	27	27	133	5,447	41.0	37.0	13	39	48	19	75

Career Highs: Punts: 9 at Hawai'i (10/10/15), at California (9/12/15); Yards: 379 at Hawai'i (10/10/15); Avg. (min. 2 attempts): 51.0 (3-for-153) Hawai'i (11/5/16); Net Avg. (min. 2 attempts): 46.8 vs. South Alabama (9/19/15); Punt Long: 75 at Wyoming (12/3/16); Fair Caught: 5 at California (9/12/15); Inside 20: 4 at Northern Illinois (9/17/16), at California (9/12/15).

2016 Highs: Punts: 8 vs. New Hampshire (9/3/16); Yards: 295 vs. New Hampshire (9/3/16); Avg. (min. 2 attempts): 51.0 (3-for-153) Hawai'i (11/5/16); Net Avg. (min. 2 attempts): 45.0 at Utah State (10/28/16); Punt Long: 75 at Wyoming (12/3/16); Fair Caught: 3 vs. Colorado State (11/26/16), vs. California (9/10/16); Inside 20: 4 at Northern Illinois (9/17/16).

Blain's Career Game-by-Game

Date	Opponent	GP	GS	No.	Yds.	Avg.	Net	TB	FC	I20	Lg
S.5.15	San Diego	1	*	5	222	44.4	40.4	1	1	3	63
S.12.15	at California	1	*	9	365	40.6	36.7	1	5	4	51
S.19.15	South Alabama	1	*	6	281	46.8	46.8	0	3	3	60
S.26.15	at Penn State	1	*	8	313	39.1	37.0	0	1	1	48
O.3.15	Fresno State*	1	*	6	233	38.8	34.3	1	4	1	41
O.10.15	at Hawai'i*	1	*	9	379	42.1	35.8	1	0	3	54
O.17.15	at San José State*	1	*	3	118	39.3	39.3	0	0	3	48
O.23.15	Utah State*	1	*	5	179	35.8	34.4	0	3	2	46
O.31.15	at Colorado State*	1	*	4	173	43.2	38.2	1	1	0	52
N.14.15	Wyoming*	1	*	3	123	41.0	42.0	0	0	0	44
N.21.15	at UNLV*	1	*	4	146	36.5	31.8	0	2	1	40
N.28.15	Nevada*	1	*	6	224	37.3	35.9	2	2	1	45
D.5.15	Air Force`	1	*	5	209	41.8	37.6	1	1	1	51
D.24.15	vs. Cincinnati%	1	*	4	137	34.2	35.5	0	1	1	47
S.3.16	New Hampshire	1	*	8	295	36.9	29.3	2	2	1	47
S.10.16	California	1	*	5	190	38.0	38.0	0	3	2	50
S.17.16	at Northern Illinois	1	*	5	212	42.4	40.0	0	0	4	52
O.1.16	at South Alabama	1	*	5	242	46.4	42.6	0	0	2	53
O.8.16	UNLV*	1	*	4	161	40.3	34.2	1	0	2	55
O.14.16	at Fresno State*	1	*	4	145	36.3	36.3	0	2	3	57
O.21.16	San José State*	1	*	3	122	40.7	34.0	0	1	0	47
O.28.16	at Utah State*	1	*	3	132	44.0	45.0	0	0	1	51
N.5.16	Hawai'i*	1	*	3	153	51.0	44.3	1	0	2	56
N.12.16	at Nevada*	1	*	1	35	35.0	35.0	0	1	1	35
N.19.16	at Wyoming*	1	*	5	241	48.2	44.4	1	1	2	60
N.26.16	Colorado State*	1	*	4	154	38.5	14.5	0	3	0	51
D.3.16	at Wyoming*	1	*	6	273	45.5	43.8	0	2	3	75

*Bold indicates season high. GS - * in this category indicates the player was on the field the first time San Diego State was in the punt formation. * - Mountain West game. `` - 2015 Sports Authority Mountain West Championship (Qualcomm Stadium; San Diego, Calif.). % - 2015 Hawai'i Bowl (Aloha Stadium; Honolulu, Hawaii). @ - 2016 Mountain West Championship (War Memorial Stadium; Laramie, Wyo.).*

#71 DANIEL BRUNSKILL**Offensive Line • Senior • 6-5 • 260 • Valley Center, Calif. • Valley Center HS**

- **At San Diego State:** Made the switch from tight end, where he was an honorable-mention all-MW pick in 2015, to offensive line for his final season with depth issues on the line ... Came to SDSU as an offensive lineman as a walk-on in 2012 ... Is listed as the starting right tackle at Wyoming for the 13th straight game ... Earned a scholarship after the spring semester of 2015 ... Has played in 53 consecutive games, tied for the longest streak on the team (Donnel Pumphrey and Nico Siragusa).
- **2016 (Senior):** Was on the Wuerffel Trophy Watch List, which goes out to the athlete who does the most community service, among other attributes ... Also was chosen as a Burlsworth Nominee, which goes out to the best college walk-on (current or former) ... Was named a second-team all-Mountain West performer ... Was named the team's offensive lineman of the year

and was one of two to win the team's President's Award (highest standard of athletic and academic excellence) ... Also was listed as the "28th-Best Draft-Eligible Tight End" by *Phil Steele's 2016 College Football Preview* ... Started the opener for the first time of his career at right tackle ... Also started vs. California, at Northern Illinois, at South Alabama, against UNLV, at Fresno State, against San José State, at Utah State, vs. Hawai'i, at Nevada, at Wyoming, vs. Colorado State and at Wyoming in the MW Championship game ... Has an assisted tackle on an Aztec turnover.

- **2015 (Junior):** Was named a *Pro Football Focus* honorable-mention All-American ... Also chosen as an honorable-mention all-Mountain West selection by the league's media and head coaches ... Started all 14 games at tight end, recording 10 catches for 112 yards (11.2 avg.) and two touchdowns ... The two receiving touchdowns tied for third on the team ... Earned the start in the opener vs. San Diego, but did not record a stat ... Had two catches for 37 yards (18.5 avg.) at California, including a 29-yard touchdown grab ... The 37 yards were a career high ... Made another start vs. South Alabama and came up with a 25-yard grab ... Started again at Penn State without finding the stat sheet ... Did not record a stat in another start vs. Fresno State ... Started at Hawai'i, where he had a 5-yard catch ... The 5-yard reception came on a 3rd and 5 play in the fourth quarter, allowing the Aztecs to hold onto the ball with a 14-point lead ... Made a two-yard catch in a start at San José State ... Also started against Utah State without finding the stat sheet ... Had two receptions for 20 yards (10.0 avg.) in another start at Colorado State with a long of 12 yards ... Had a 2-yard touchdown catch in another start vs. Wyoming ... It was his second touchdown of the year and third of his career ... Came up with two receptions for 21 yards (10.5 avg.) in a start at UNLV with a long of 13 yards ... Earned the start once again vs. Nevada, but was unable to find the stat sheet ... Did not record a stat in another start vs. Air Force in the Mountain West Championship ... Started again vs. Cincinnati in the Hawai'i Bowl while playing statless time.
- **2014 (Sophomore):** Played in all 13 games with starts in four contests, making five catches for 31 yards and a touchdown ... Came off the bench to play against Northern Arizona, but did not record a stat ... Saw time at No. 21/23 North Carolina, but did not find the stat sheet ... Logged playing time at Oregon State without recording a stat ... Made his first career catch, a 6-yarder, vs. UNLV ... Made his first career start at Fresno State without finding the stat sheet ... Started for the second straight game at New Mexico, but did not record a stat ... Came off the bench against Hawai'i without recording a stat ... Had a big game off the bench at Nevada, setting career highs in receptions (3), receiving yards (19) and a career-long catch (12) ... Played once again off the bench against Idaho without finding the stat sheet ... Recorded his first career touchdown catch - a 6-yarder - off the bench at Boise State ... The catch gave SDSU its largest lead of the game at 20-0 ... Made his third start of the season against Air Force, but did not record a stat ... Started again vs. San Jose State without finding the stat sheet ... Saw time off the bench vs. Navy in the Poinsettia Bowl, but did not make the stat sheet.
- **2013 (Freshman):** Played in all 13 games as a redshirt freshman without recording a stat ... Saw action mainly as the blocking tight end ... Played in his first collegiate game in the opener vs. Eastern Illinois ... Also logged action at Ohio State, vs. Oregon State, at New Mexico State, vs. Nevada, at Air Force, vs. Fresno State, vs. New Mexico, at San José State, at Hawai'i, vs. Boise State, at UNLV and against Buffalo in the Famous Idaho Potato Bowl.
- **2012 (Redshirt):** Used his redshirt season in his first year on The Mesa.
- **High School:** A two-year letterwinner at Valley Center High ... Selected first-team all-CIF, first-team all-Valley League, first-team all-North County and second-team all-state as a senior ... Was a team captain as a senior ... Also played volleyball, lacrosse and was on the wrestling team.
- **Personal:** Daniel Zachary Brunskill was born Jan. 27, 1994, in San Diego, Calif. ... Son of Michael and Susan Brunskill ... Graduated from Valley Center High with a 3.83 grade point average ... Is majoring in civil engineering.

Brunskill's Career Statistics**Receiving**

Season	GP	GS	Rec.	Yds.	Avg.	Long	TD
2013	13	0	0	0	0.0	0	0
2014	13	4	5	31	6.2	12	1
2015	14	14	10	112	11.2	29	2
Career	40	18	15	143	9.5	29	3

Career Highs: Receptions: 3 at Nevada (11/1/14); Receiving Yards: 37 at California (9/12/15); Receiving Touchdowns: 1 vs. Wyoming (11/14/15), at California (9/12/15), at Boise State (11/15/14); Long Reception: 29 at California (9/12/15); Tackles: 1 vs. San José State (10/21/16).

2016 Highs: Tackles: 1 vs. San José State (10/21/16).

Offensive Line

Season	GP	GS
2016	13	13
Career	13	13

Brunskill's Career Game-by-Game

Receiving

Date	Opponent	GP	GS	No.	Yds.	Avg.	Lg.	TD	TD Lengths
A.31.13	Eastern Illinois	1	0	0	0	0.0	0	0	
S.7.13	at 3/2 Ohio State	1	0	0	0	0.0	0	0	
S.21.13	Oregon State	1	0	0	0	0.0	0	0	
S.28.13	at New Mexico State	1	0	0	0	0.0	0	0	
O.4.13	Nevada*	1	0	0	0	0.0	0	0	
O.10.13	at Air Force*	1	0	0	0	0.0	0	0	
O.26.13	15/18 Fresno State*	1	0	0	0	0.0	0	0	
N.2.13	New Mexico*	1	0	0	0	0.0	0	0	
N.9.13	at San José State*	1	0	0	0	0.0	0	0	
N.16.13	at Hawai'i*	1	0	0	0	0.0	0	0	
N.23.13	Boise State*	1	0	0	0	0.0	0	0	
N.30.13	at UNLV*	1	0	0	0	0.0	0	0	
D.21.13	vs. Buffalo&	1	0	0	0	0.0	0	0	
A.30.14	Northern Arizona	1	0	0	0	0.0	0	0	
S.6.14	at 21/23 No. Carolina	1	0	0	0	0.0	0	0	
S.20.14	at Oregon State	1	0	0	0	0.0	0	0	
S.27.14	UNLV*	1	0	1	6	6.0	6	0	
O.3.14	at Fresno State*	1	1	0	0	0.0	0	0	
O.10.14	at New Mexico*	1	1	0	0	0.0	0	0	
O.18.14	Hawai'i*	1	0	0	0	0.0	0	0	
N.1.14	at Nevada*	1	0	3	19	6.3	12	0	
N.8.14	Idaho	1	0	0	0	0.0	0	0	
N.15.14	at Boise State*	1	0	1	6	6.0	6	1	6
N.21.14	Air Force*	1	0	0	0	0.0	0	0	
N.29.14	at San José State*	1	0	0	0	0.0	0	0	
D.23.14	Navy#	1	0	0	0	0.0	0	0	
S.5.15	San Diego	1	1	0	0	0.0	0	0	
S.12.15	at California	1	1	2	37	18.5	29	1	29
S.19.15	South Alabama	1	1	1	25	25.0	25	0	
S.26.15	at Penn State	1	1	0	0	0.0	0	0	
O.3.15	Fresno State*	1	1	0	0	0.0	0	0	
O.10.15	at Hawai'i*	1	1	1	5	5.0	5	0	
O.17.15	at San José State*	1	1	1	2	2.0	2	0	
O.23.15	Utah State*	1	1	0	0	0.0	0	0	
O.31.15	at Colorado State*	1	1	2	20	10.0	12	0	
N.14.15	Wyoming*	1	1	1	2	2.0	2	1	2
N.21.15	at UNLV*	1	1	2	21	10.5	13	0	
N.28.15	Nevada*	1	1	0	0	0.0	0	0	
D.5.15	Air Force``	1	1	0	0	0.0	0	0	
D.24.15	vs. Cincinnati	1	1	0	0	0.0	0	0	

Offensive Line

Date	Opponent	GP	GS/POS
S.3.16	New Hampshire	1	RT
S.10.16	California	1	RT
S.17.16	at Northern Illinois	1	RT
O.1.16	at South Alabama	1	RT
O.8.16	UNLV*	1	RT
O.14.16	at Fresno State*	1	RT
O.21.16	San José State*	1	RT
O.28.16	at Utah State*	1	RT
N.5.16	Hawai'i*	1	RT
N.12.16	at Nevada*	1	RT
N.19.16	at Wyoming*	1	RT
N.26.16	Colorado State*	1	RT
D.3.16	at Wyoming@	1	RT

*Bold indicates season high. * - Mountain West game. & - 2013 Famous Idaho Potato Bowl (Bronco*

Stadium; Boise, Idaho). # - 2014 San Diego County Credit Union Poinsettia Bowl (Qualcomm Stadium; San Diego, Calif.). `` - 2015 Sports Authority Mountain West Championship (Qualcomm Stadium; San Diego, Calif.). % - 2015 Hawai'i Bowl (Aloha Stadium; Honolulu, Hawaii). @ - 2016 Mountain West Championship (War Memorial Stadium; Laramie, Wyo.).

#42 TROY CASSIDY

Linebacker • TR-Freshman • 6-3 • 210 • Carlsbad, Calif. • Carlsbad HS

- **At San Diego State:** The true freshman is on the depth chart for the fourth time of his career this week vs. Houston in the Las Vegas Bowl game, slated to back up three-time all-MW performer Calvin Munson.
- **2016 (Junior):** Has played in each of the last 10 games, making 10 tackles (four solo) with a 1-yard sack (and tackle for loss) ... **vs. New Hampshire (Sept. 3)** ... Did not play in the opener vs. New Hampshire ... **vs. California (Sept. 10)** ... Also did not see the field vs. California ... **at Northern Illinois (Sept. 17)** ... Did not play at Northern Illinois ... **at South Alabama (Oct. 1)** ... Saw time on special teams for the first time of his collegiate career, but did not record a stat ... **vs. UNLV (Oct. 8)** ... Also logged statless time vs. UNLV ... **at Fresno State (Oct. 14)** ... Had his first two tackles of his career at Fresno State ... **vs. San José State (Oct. 21)** ... Made a career-high three stops (all solo) vs. San José State ... Also recorded his first sack (and tackle for loss), going for 1-yard ... **at Utah State (Oct. 28)** ... Did not find the stat sheet at Utah State, but did play ... **vs. Hawai'i (Nov. 5)** ... Tied a career high with three tackles (one solo) against Hawai'i ... **at Nevada (Nov. 12)** ... Made on assisted tackle at Nevada ... **at Wyoming (Nov. 19)** ... Had an assisted stop at Wyoming ... **vs. Colorado State (Nov. 26)** ... Logged statless time off the bench against Colorado State ... **at Wyoming (Dec. 3)** ... Did not find the stat sheet in time on special teams at Wyoming in the MW Championship game.
- **High School:** Was a three-year letterwinner at Carlsbad High School at nearby Carlsbad ... Recorded 178 tackles (119 solo), with 10 sacks over his Lancer career ... All-CIF San Diego Section first-team defense honoree his senior season after ranking second on the team with 69 tackles, 46 solo, four tackles for loss and two interceptions for 85 yards and 4.5 sacks, according to MaxPreps ... At tight end in 2015, recorded 226 yards on 13 receptions, scoring three touchdowns ... Helped lead Carlsbad to a 2015 Avocado West League championship, returning an interception 70 yards for a touchdown in the title game ... All-Avocado West League second team honoree his junior season, recording 82 tackles, 55 solo, nine tackles for loss and five sacks ... A three-star recruit by Rivals, Scout and ESPN ... Earned a grade of 72 by ESPN ... Lettered in volleyball for the Lancers, earning All-Academic Team honors and scholar-athlete accolades and helping Carlsbad to a spot in the CIF San Diego Section Boys' Volleyball Championship match.
- **Personal:** Troy Aaron Cassidy was born June 1, 1988, in San Diego, Calif. ... Also received offers from Arizona, Boise State, Colorado, Navy, Nevada, Oregon State, Utah State, Washington and Washington State (according to Rivals) ... Is undecided on a major.

Cassidy's Career Statistics

Season	GP	GS	UA	A	TT	TFL	Sk	Int.	PBU	FF	FR
2016	10	0	4	6	10	1.0	1.0	0	0	0	0
Career	10	0	4	6	10	1.0	1.0	0	0	0	0

Career/2016 Highs: Tackles: 3 vs. Hawai'i (11/5/16), San José State (10/21/16); Tackles For Loss: 1.0 vs. San José State (10/21/16); Sacks: 1.0 vs. San José State (10/21/16);

Cassidy's Career Game-by-Game

Date	Opponent	GP	GS	UA	A	TT	TFL	Sk.	Int.	PBU	FF	FR
S.3.16	New Hampshire											
S.10.16	California											
S.17.16	at Northern Illinois											
O.1.16	at South Alabama	1	0	0	0	0	0.0	0.0	0	0	0	0
O.8.16	UNLV*	1	0	0	0	0	0.0	0.0	0	0	0	0
O.14.16	at Fresno State*	1	0	0	2	2	0.0	0.0	0	0	0	0
O.21.16	San José State*	1	0	3	0	3	1.0	1.0	0	0	0	0
O.28.16	at Utah State*	1	0	0	0	0	0.0	0.0	0	0	0	0
N.5.16	Hawai'i*	1	0	1	2	3	0.0	0.0	0	0	0	0
N.12.16	at Nevada*	1	0	1	1	1	0.0	0.0	0	0	0	0
N.19.16	at Wyoming*	1	0	0	1	1	0.0	0.0	0	0	0	0
N.26.16	Colorado State*	1	0	0	0	0	0.0	0.0	0	0	0	0
D.3.16	at Wyoming@	1	0	0	0	0	0.0	0.0	0	0	0	0

Bold indicates season high. * - Mountain West game. @ - 2016 Mountain West Championship (War Memorial Stadium; Laramie, Wyo.).

#10 CHRISTIAN CHAPMAN

Quarterback • Sophomore • 6-0 • 200 • Carlsbad, Calif. • Carlsbad HS

- **At San Diego State:** Mobile, accurate quarterback with a quick release ... Has a ton of potential ... Was one of three true freshman quarterbacks on the depth chart in 2014 and was the main backup last year ... Is 12-3 as a starting quarterback, winning both the 2015 and 2016 MW Championship game and the Hawai'i Bowl ... Since his first start (Dec. 5, 2015), he owns the 16th-best pass efficiency rating in the country (152.9, min. 250 att.) ... Was named the starter for the 2016 season in spring drills.
- **2016 (Sophomore):** Has racked up numerous superlatives, including being named a "Other Quarterbacks to Watch" by *Athlon Sports'* Steven Lassan, a "Top 25 MW Player to Watch" by the *Orlando Sentinel's* Matt Murschel, "SDSU's Key Player to a Successful Season" by *Campus Insiders'* Pete Fiutak, a "Group of 5 Wild Card Players" by *Athlon Sports'* J.P. Scott and a "SDSU Player to Watch" by *Lindy's Sports* ... Is 143-for-237 (60.3 pct.) for 1,866 yards and 19 touchdowns with just six interceptions, owning a 147.87 pass efficiency rating ... His 147.87 pass efficiency rating this year is the third best by an Aztec quarterback since 1996 (min. 175 att.), while his 60.3 completion percentage is ranked fourth ... Ranks third in the MW in pass efficiency rating (27th nationally, 147.87) and pass touchdowns (46th nationally, 19), fourth in yards per attempt (39th nationally, 7.87) and completion percentage (55th nationally, 60.34), and fifth in yards per completion (41st nationally, 13.05) ... Also is eighth in passing yards per game (143.54) and ninth in points responsible for per game (8.93) ... If you take away the 26 times that he has been sacked this year for 140 yards, he has rushed 42 times for 222 yards (5.3 avg.) ... Has multiple touchdown passes in six games this year ... **vs. New Hampshire (Sept. 3)** ... Had a solid opener vs. New Hampshire in just his third career start, completing 16 of 25 passes for a career-high 283 yards and a career-best two touchdowns ... His 283 yards were the most by an Aztec since Quinn Kaehler had 326 vs. Air Force on Nov. 21, 2014 ... Threw an 86-yard pass to Mikah Holder in the first quarter, tied for the seventh-longest pass in program history ... Also rushed six times for 7 yards (4.5 avg.) ... **vs. California (Sept. 10)** ... Was 14-for-23 for 129 yards, a touchdown and an interception against California ... The interception stopped numerous streaks, including 87 passes by Chapman without an interception, 254 pass attempts by SDSU without an interception and 404 snaps without a turnover ... **at Northern Illinois (Sept. 17)** ... Was 11-for-19 with a career-high three touchdowns and 126 yards in his fifth career start ... Became the first Aztec with three touchdown passes in a game since Maxwell Smith threw three vs. Wyoming on Nov. 14, 2015 ... All three scores came in the first half as SDSU raced out to a 28-7 lead ... **at South Alabama (Oct. 1)** ... Completed 13 of 22 passes for 159 yards and a touchdown at South Alabama ... **vs. UNLV (Oct. 8)** ... Was 15-for-20 for 215 yards and one touchdown without throwing a pick against UNLV ... Connected on a career-high 75 percent of his passing attempts (min. 5 att.) ... It was his seventh straight game with at least one passing touchdown ... **at Fresno State (Oct. 14)** ... Was only called on to pass 12 times at Fresno State, completing seven passes for 72 yards ... Also rushed six times for 26 yards (4.3 avg.) with a long of 13 yards ... **vs. San José State (Oct. 21)** ... Was 13-for-18 (72.2 pct.) for 167 yards and a touchdown pass in a start vs. San José State ... Threw an interception for the first time in 82 passes (81 passes in between picks) ... Also rushed five times for a season-high 31 yards (6.2 avg.) with a long of 13 yards ... **at Utah State (Oct. 28)** ... Completed 4 of 9 attempts for 14 yards and a touchdown at Utah State ... The 14 yards were the fewest thrown in a game in SDSU's Division I history (since 1969) ... Also ran three times for six yards, including a long run of 10 yards ... **vs. Hawai'i (Nov. 5)** ... Had a good game against Hawai'i, going 7-for-15 for 76 yards and three touchdowns with one interception ... The three touchdown passes tied a career high (also at Northern Illinois) ... **at Nevada (Nov. 12)** ... Was 11-for-16 for 146 yards and two touchdowns with zero interceptions at Nevada ... Posted a season-high pass efficiency rating of 186.65) ... **at Wyoming (Nov. 19)** ... Finished 15-for-26 for 211 yards and two touchdowns without throwing an interception at Wyoming ... Lost for just the second time in 13 games (11-2) as the starting quarterback ... **vs. Colorado State (Nov. 26)** ... Was 11-for-19 for 183 yards and two touchdowns with one interception at Colorado State ... Dropped to 11-3 as the starting quarterback ... Threw multiple touchdown passes for the fourth straight game and sixth time of his career (all this season) ... Now has 19 touchdown passes this year and 21 for his career ... **at Wyoming (Dec. 3)** ... Finished 6-for-13 for 85 yards and an interception at Wyoming in the MW Championship game ... Added nine rushes for 17 yards.
- **2015 (Redshirt Freshman):** Played in nine games with two starts, including each of the final seven contests ... Started the final two games with starter Maxwell Smith out with an

injury and both were wins ... Completed 29 of 49 passes (59.2 pct.) for 436 yards, two touchdowns and an interception for a passing efficiency of 141.10 ... Also rushed 16 times for 72 yards (4.5 avg.) with a long run of 13 yards ... Logged his first career collegiate snaps against San Diego, going 2-for-2 for 39 yards with a 263.80 pass efficiency rating ... Had a long of 32 yards to Rashaad Penny ... Came off the bench at California and was 4-for-13 for 37 yards and an interception ... Had a long of 20 yards ... Did not play in the next five games (vs. South Alabama, at Penn State, vs. Fresno State, at Hawai'i and at San José State) ... Came in late to play against Utah State without recording a stat ... Also played at Colorado State, but did not throw a pass ... Logged late snaps against Wyoming without attempting a pass ... Played for a fourth straight game at UNLV, but did not attempt a pass ... Played significant time against Nevada with starting quarterback Maxwell Smith going down with a torn ACL early in the first quarter ... Finished 6-for-9 (66.7 pct.) for 44 yards, with a long of 21 yards ... Also added 29 rushing yards on four attempts (7.2 avg.) ... Was 9-for-14 for 203 yards and his first career touchdown pass in his first career start without throwing an interception against Air Force in the Mountain West Championship ... Was named the game's offensive most valuable player ... Set career highs in completions (9), pass attempts (14), yards (203), touchdowns (1) and pass efficiency rating (209.7, min. 12 attempts) ... The 209.7 pass efficiency rating was the second-highest mark in SDSU's Division I history among quarterbacks making their Aztec debut (Kevin McKechnie, 291.82 vs. Navy on Sept. 5, 1997) ... The 203 passing yards were the most by an Aztec on the season and the most since Quinn Kaehler threw for 326 vs. Air Force on Nov. 21, 2014 ... Also added a career-best 32 rushing yards on a career-high six attempts (5.3 avg.) ... Had a career-long 48-yard pass ... Was 8-for-11 (72.7 pct.) for 113 yards and a touchdown vs. Cincinnati in the Hawai'i Bowl in his second career start ... Touchdown pass was a 33-yarder to Donnel Pumphrey ... Also rushed five times for 20 yards (4.0 avg.).

- **2014 (True Freshman):** Was on the travel roster the entire season ... Was listed as the backup for two games with starting quarterback Quinn Kaehler hurting his throwing shoulder, but did not see any action ... Ultimately used his redshirt season.
- **High School:** A three-year letterwinner at Carlsbad High School in nearby Carlsbad, Calif. ... A two-time first-team all-Avocado League selection ... Earned second-team all-North County honors ... Was the team's offensive MVP ... Completed 132-of-219 attempts (60.3 percent) for 1,986 yards and 23 touchdowns as a senior ... Also rushed for 194 yards on 46 attempts ... As a junior, passed for 1,899 yards and 18 touchdowns for the Lancers ... Was a three-star recruit by *Rivals.com*, *Scout.com* and *ESPN.com*, and a two-star recruit by *247sports.com* ... Is rated as the 39th-best quarterback by ESPN and the 73rd best by Scout ... Received a scout grade of 76 by ESPN and 247sports.
- **Personal:** Christian Chapman was born Oct. 1, 1995, in Las Vegas, Nev. ... Son of Craig Chapman ... Chose SDSU over offers from Arkansas State, Brigham Young, Colorado State, SMU and Washington State ... Is majoring in interdisciplinary studies.

Chapman's Career Statistics

Season	Passing							Rushing				
	GP	GS	Att.	Cmp.	Pct.	Int.	TD	Yds.	Rtg.	Att.	Yds.	TD
2015	9	2	49	29	59.2	1	2	436	143.31	16	72	0
2016	13	13	237	143	60.3	6	19	1,866	147.87	68	82	0
Career	22	15	286	172	60.1	7	21	2,302	147.09	84	154	0

Career Highs: Attempts: 25 vs. New Hampshire (9/3/16); Completions: 16 vs. New Hampshire (9/3/16); Passing Yards: 283 vs. New Hampshire (9/3/16); Passing Touchdowns: 3 vs. Hawai'i (11/5/16), at Northern Illinois (9/17/16); Long Pass: 86 vs. New Hampshire (9/3/16); Completion Pct. (min. 12 att.): 75.00 (15-for-20) vs. UNLV (10/8/16); Efficiency Rating (min. 12 att.): 209.66 vs. Air Force (12/5/15); Carries: 8 at Wyoming (11/19/16); Rushing Yards: 32 vs. Air Force (12/5/15); Long Rush: 18 vs. New Hampshire (9/3/16).

2016 Highs: Attempts: 26 at Wyoming (11/19/16); Completions: 16 vs. New Hampshire (9/3/16); Passing Yards: 283 vs. New Hampshire (9/3/16); Passing Touchdowns: 3 vs. Hawai'i (11/5/16), at Northern Illinois (9/17/16); Long Pass: 86 vs. New Hampshire (9/3/16); Completion Pct. (min. 12 att.): 75.00 (15-for-20) vs. UNLV (10/8/16); Efficiency Rating (min. 12 att.): 186.65 at Nevada (11/12/16); Carries: 8 at Wyoming (11/19/16); Rushing Yards: 31 vs. San José State (10/21/16); Long Rush: 18 vs. New Hampshire (9/3/16).

Chapman's Career Game-by-Game

Passing											
Date	Opponent	GP	GS	Att.	Cmp.	Pct.	Int.	TD	Yds.	Rtg.	
S.5.15	San Diego	1	0	2	2	100.0	0	0	39	263.80	
S.12.15	at California	1	0	13	4	30.8	1	0	37	39.29	
S.19.15	South Alabama	--- Did Not Play ---									

S.26.15	at Penn State	--- Did Not Play ---								
O.3.15	Fresno State*	--- Did Not Play ---								
O.10.15	at Hawai'i*	--- Did Not Play ---								
O.17.15	at San José State*	--- Did Not Play ---								
O.23.15	Utah State*	1	0	0	0.00	0	0	0.00		
O.31.15	at Colorado State*	1	0	0	0.00	0	0	0.00		
N.14.15	Wyoming*	1	0	0	0.00	0	0	0.00		
N.21.15	at UNLV*	1	0	0	0.00	0	0	0.00		
N.28.15	Nevada*	1	0	9	6	66.67	0	44	107.73	
D.5.15	Air Force``	1	1	14	9	64.29	0	1	203	209.66
D.24.15	vs. Cincinnati%	1	1	11	8	72.73	0	1	113	189.02
S.3.16	New Hampshire	1	1	25	16	64.00	0	2	283	185.49
S.10.16	California	1	1	23	14	60.87	1	1	129	113.63
S.17.16	at Northern Illinois	1	1	19	11	57.89	1	3	126	155.18
O.1.16	at South Alabama	1	1	22	13	59.09	0	1	159	134.80
O.8.16	UNLV*	1	1	20	15	75.00	0	1	215	181.80
O.14.16	at Fresno State*	1	1	12	7	58.33	0	0	72	108.73
O.21.16	San José State*	1	1	18	13	72.22	1	1	167	157.38
O.28.16	at Utah State*	1	1	9	4	44.44	0	1	14	94.18
N.5.16	Hawai'i*	1	1	15	7	46.67	1	3	76	141.89
N.12.16	at Nevada*	1	1	16	11	68.75	0	2	146	186.65
N.19.16	at Wyoming*	1	1	26	15	57.69	0	2	211	151.25
N.26.16	Colorado State*	1	1	19	11	57.89	1	2	183	163.01
D.3.16	at Wyoming@	1	1	13	6	46.15	1	0	85	85.69

Bold indicates season high. * - Mountain West game. `` - 2015 Sports Authority Mountain West Championship (Qualcomm Stadium; San Diego, Calif.). % - 2015 Hawai'i Bowl (Aloha Stadium; Honolulu, Hawaii). @ - 2016 Mountain West Championship (War Memorial Stadium; Laramie, Wyo.).

#57 RYAN DUNN

Linebacker • Junior • 6-3 • 230 • Alamo, Calif. • Univ. of Arizona

- **At San Diego State:** Physical linebacker, who continues to get bigger in the weight room ... Saw plenty of playing time in his first season at SDSU last year after transferring from Arizona, which also played a similar 3-3-5 defense ... Is listed as the backup at middle linebacker heading into the Las Vegas Bowl game after starting the previous six games with Randy Ricks out with a foot injury ... **Earned a scholarship prior to fall drills.**
- **2016 (Junior):** Played in the team's first 10 games with starts in six before missing the next two with an injury ... Returned to play at Wyoming in the MW Championship game ... Has 23 tackles (12 solo) with 1.5 tackles for loss and three quarterback hurries... **vs. New Hampshire (Sept. 3)** ... Logged time late without finding the stat sheet ... **vs. California (Sept. 10)** ... Made a solo stop off the bench against California ... **at Northern Illinois (Sept. 17)** ... Had an assisted stop in limited time off the bench at Northern Illinois ... **at South Alabama (Oct. 1)** ... Had a season-high three tackles, including 0.5 tackles for loss, at South Alabama ... **vs. UNLV (Oct. 8)** ... Earned his first start of the season (14th of his career) against UNLV and responded with three stops (all solo) ... **at Fresno State (Oct. 14)** ... Stated again at Fresno State and came up with three assisted tackles and a quarterback hurry ... **vs. San José State (Oct. 21)** ... Had a good game in another start against San José State, registering four tackles (all solo), a 3-yard tackle for loss and a quarterback hurry ... **at Utah State (Oct. 28)** ... Came up with an assisted stop at Utah State in another start ... **vs. Hawai'i (Nov. 5)** ... Registered two stops (one solo) in a start against Hawai'i ... **at Nevada (Nov. 12)** ... Made a season-high five tackles in a start at Nevada ... **at Wyoming (Nov. 19)** ... Tried to give it a go at Wyoming, but ended up not playing with a foot injury ... **vs. Colorado State (Nov. 26)** ... Also did not play against Colorado State ... **at Wyoming (Dec. 3)** ... Returned to play at Wyoming in the MW Championship game, recording a quarterback hurry.
- **2015 (Sophomore):** Started and played in 13 of the team's 14 games at linebacker (12 at middle linebacker, one at an outside spot), only not playing vs. Air Force in the Mountain West Championship game ... Recorded 40 tackles, 4.5 tackles for loss, three quarterback hurries and 0.5 sacks in his first official season at SDSU ... Started the opener vs. San Diego, which was his first-ever collegiate game ... Had five tackles (three solo), including 0.5 tackles for loss and each of the first two plays (kickoff and first USD snap) ... Started for the second straight game at California, recording six tackles (one solo) and 0.5 tackles for loss ... Had a career-high 10 tackles (four solo) against South Alabama in his first career start at outside linebacker and third overall ... Recorded three stops with one for loss in a fourth straight start at Penn

State ... Made two tackles, including 0.5 TFL, in the conference opener vs. Fresno State ... Started once again at Hawai'i, but was left off the stat sheet for the first time of his career ... Did not record a stat for the second straight game in a start at San José State ... Had four tackles (three solo) in a start vs. Utah State ... Recorded two stops with 0.5 tackles for loss in another start at Colorado State ... Finished with two tackles (one solo), including a 1-yard loss, and his first career quarterback hurries (two) in a start vs. Wyoming ... Registered two solo stops in another start at UNLV ... Made one assisted stop, shared as a sack (and TFL) vs. Nevada ... The sack was the first of his career ... Did not play vs. Air Force in the Mountain West Championship game, his first DNP of the season ... Started the Hawai'i Bowl against Cincinnati, making three tackles (two solo) with a quarterback hurry.

- **2014 (Freshman):** Sat out the season due to NCAA transfer rules.
- **2013 (at Univ. of Arizona):** Redshirted his only season at Arizona.
- **High School:** Prepped at San Ramon Valley High School ... Logged 73 total tackles (51 solo) as a senior in 2012 with six tackles for loss, four sacks, two interceptions, one fumble recovery and three forced fumbles ... Had over 100 tackles as a junior in 2011, along with four interceptions and three blocked kicks ... Was named a *PrepStar* All-West Region selection ... Played in the 2012 South Bay BMW West Coast Bowl and the Cal State All-Star Game ... Was a three-star recruit out of high school by Rivals, Scout, 247sports and ESPN.
- **Personal:** Ryan Dunn was born Nov. 17, 1994, in Alamo, Calif. ... Son of Mike and Cathy Dunn ... Picked the Aztecs over an offer from Iowa State ... Also had interest out of high school from Arizona State, Boise State, Boston College, California, Colorado, Iowa State, Nevada, Oregon, Oregon State, San Diego State, TCU, Tennessee, UCLA, USC, Utah, Washington and Washington State ... Is majoring in social science.

Dunn's Career Statistics

Season	GP	GS	UA	A	TT	TFL	Sk	Int.	PBU	FF	FR
2015	13	13	17	23	40	4.5	0.5	0	0	0	0
2016	11	6	12	11	23	1.5	0.0	0	0	0	0
Career	24	19	29	34	63	6.0	0.5	0	0	0	0

Career Highs: Tackles: 10 vs. South Alabama (9/19/15); Tackles For Loss: 1.0 vs. San José State (10/21/16), vs. Wyoming (11/14/15), at Penn State (9/26/15); Sacks: 0.5 vs. Nevada (11/28/15).

2016 Highs: Tackles: 5 at Nevada (11/12/16); Tackles For Loss: 1.0 vs. San José State (10/21/16).

Dunn's Career Game-by-Game

Date	Opponent	GP	GS	UA	A	TT	TFL	Sk	Int.	PBU	FF	FR
S.5.15	San Diego	1	1	3	2	5	0.5	0.0	0	0	0	0
S.12.15	at California	1	1	1	5	6	0.5	0.0	0	0	0	0
S.19.15	South Alabama	1	1	4	6	10	0.0	0.0	0	0	0	0
S.26.15	at Penn State	1	1	1	2	3	1.0	0.0	0	0	0	0
O.3.15	Fresno State*	1	1	0	2	2	0.5	0.0	0	0	0	0
O.10.15	at Hawai'i*	1	1	0	0	0	0.0	0.0	0	0	0	0
O.17.15	at San José State*	1	1	0	0	0	0.0	0.0	0	0	0	0
O.23.15	Utah State*	1	1	3	1	4	0.0	0.0	0	0	0	0
O.31.15	at Colorado State*	1	1	0	2	2	0.5	0.0	0	0	0	0
N.14.15	Wyoming*	1	1	1	1	2	1.0	0.0	0	0	0	0
N.21.15	at UNLV*	1	1	2	0	2	0.0	0.0	0	0	0	0
N.28.15	Nevada*	1	1	0	1	1	0.5	0.5	0	0	0	0
D.5.15	Air Force``	--- Did Not Play ---										
D.24.15	vs. Cincinnati%	1	1	2	1	3	0.0	0.0	0	0	0	0
S.3.16	New Hampshire	1	0	0	0	0	0.0	0.0	0	0	0	0
S.10.16	California	1	0	1	0	1	0.0	0.0	0	0	0	0
S.17.16	at Northern Illinois	1	0	0	1	1	0.0	0.0	0	0	0	0
O.1.16	at South Alabama	1	0	1	2	3	0.5	0.0	0	0	0	0
O.8.16	UNLV*	1	1	3	0	3	0.0	0.0	0	0	0	0
O.14.16	at Fresno State*	1	1	0	3	3	0.0	0.0	0	0	0	0
O.21.16	San José State*	1	1	4	0	4	1.0	0.0	0	0	0	0
O.28.16	at Utah State*	1	1	0	1	1	0.0	0.0	0	0	0	0
N.5.16	Hawai'i*	1	1	1	1	2	0.0	0.0	0	0	0	0
N.12.16	at Nevada*	1	1	2	3	5	0.0	0.0	0	0	0	0
N.19.16	at Wyoming*	--- Did Not Play - Injured ---										
N.26.16	Colorado State*	--- Did Not Play - Injured ---										
D.3.16	at Wyoming@	--- Did Not Play - Injured ---										

*Bold indicates season high. * - Mountain West game. `` - 2015 Sports Authority Mountain West Championship (Qualcomm Stadium; San Diego, Calif.). % - 2015 Hawai'i Bowl (Aloha Stadium; Honolulu, Hawaii). @ - 2016 Mountain West Championship (War Memorial Stadium; Laramie, Wyo.).*

#70 ARTHUR FLORES

Center • Senior • 6-5 • 305 • Denver, Colo. • J.K. Mullen HS

- **At San Diego State:** A big body who worked up to a starting role at center after 2015 spring and fall drills ... Moved to center in the spring of 2015 after practicing as a guard his first three seasons at San Diego State.
- **2016 (Senior):** Was on the Rimington Trophy Watch List, which goes out to the most outstanding center in the country ... Was one of two Aztecs (also Daniel Brunskill) to be earn the team's President's Award (highest standard of athletic and academic excellence) ... Also was a preseason first-team all-Mountain West selection by *Lindy's Sports* and a fourth-team pick by *Athlon Sports* ... Has started all 13 games at center ... Started the opener vs. New Hampshire at center for the 15th straight game ... Also started against California, at Northern Illinois, at South Alabama, vs. UNLV, at Fresno State, against San José State, at Utah State, vs. Hawai'i, at Nevada, at Wyoming, vs. Colorado State and at Wyoming in the MW Championship.
- **2015 (Junior):** Started all 14 games at center ... Started the opener vs. San Diego, having never played in a collegiate game ... Was one of only two Aztecs (LB Ryan Dunn) who's first career start in 2015 came in his first career game ... Was one of three to make their first career start on the offensive line vs. USD ... Also started at California, and again vs. South Alabama, at Penn State, against Fresno State, at Hawai'i, at San José State, against Utah State, at Colorado State, against Wyoming, at UNLV, against Nevada, vs. Air Force in the Mountain West Championship game and against Cincinnati in the Hawai'i Bowl.
- **2014 (Sophomore):** Did not play in a game during the 2014 season.
- **2013 (Freshman):** Did not play during the 2013 campaign.
- **2012 (Redshirt):** Utilized his redshirt season in 2012.
- **High School:** Offensive tackle, who was the ninth-ranked recruit out of the state of Colorado by ESPN ... As a senior, was a first-team all-state and all-conference honoree at Mullen High School under coach Dave Logan ... Mustangs won state his first three seasons ... Ranked No. 14 in the Rivals 2012 Colorado preseason top 15 recruits ... Earned a Scouts, Inc. grade of 77 and was a three-star recruit by both *ESPN.com* and *Scout.com* ... Also lettered three years in basketball and four years in track & field ... Was tabbed both all-conference and all-state in track.
- **Personal:** Arthur A. Flores was born Feb. 26, 1994, in Denver, Colo. ... Son of Edwin Flores and Amy Flores ... Has five sisters and two brothers ... Goes by the nickname "Beto" ... Went to same high school as former Aztec offensive linemen Alec Johnson and Jimmy Miller ... Also had interest or offers from Penn State, Colorado, Boise State, Vanderbilt, Utah, UCF and Wyoming ... Is majoring in computer science.

Flores' Career Statistics

Season	GP	GS
2015	14	14
2016	13	13
Career	27	27

Flores' Career Game-by-Game

Date	Opponent	GP	GS/POS
S.5.15	San Diego	1	C
S.12.15	at California	1	C
S.19.15	South Alabama	1	C
S.26.15	at Penn State	1	C
O.3.15	Fresno State*	1	C
O.10.15	at Hawai'i*	1	C
O.17.15	at San José State*	1	C
O.23.15	Utah State*	1	C
O.31.15	at Colorado State*	1	C
N.14.15	Wyoming*	1	C
N.21.15	at UNLV*	1	C
N.28.15	Nevada*	1	C
D.5.15	Air Force``	1	C
D.24.15	vs. Cincinnati%	1	C

S.3.16	New Hampshire	1	C
S.10.16	California	1	C
S.17.16	at Northern Illinois	1	C
O.1.16	at South Alabama	1	C
O.8.16	UNLV*	1	C
O.14.16	at Fresno State*	1	C
O.21.16	San José State*	1	C
O.28.16	at Utah State*	1	C
N.5.16	Hawai'i*	1	C
N.12.16	at Nevada*	1	C
N.19.16	at Wyoming*	1	C
N.26.16	Colorado State*	1	C
D.3.16	at Wyoming@	1	C

*Bold indicates season high. * - Mountain West game. `` - 2015 Sports Authority Mountain West Championship (Qualcomm Stadium; San Diego, Calif.). % - 2015 Hawai'i Bowl (Aloha Stadium; Honolulu, Hawaii). @ - 2016 Mountain West Championship (War Memorial Stadium; Laramie, Wyo.).*

#95 NOBLE HALL

Defensive Tackle • Sophomore • 6-3 • 265 • Las Vegas, Nev. • Valley HS

- **At San Diego State:** Athletic, mobile defensive lineman who redshirted the 2015 campaign, adding weight and bulk to his frame ... Is slated as the co-starter with Sergio Phillips heading into the Las Vegas Bowl game after starting the first 13 games of the season.
- **2016 (Sophomore):** Started all 13 games on the year ... Has 24 tackles, four tackles for loss, two sacks for 17 yards, a pass breakup and five quarterback hurries on the year ... **vs. New Hampshire (Sept. 3)** ... Earned his fourth career start in the opener against New Hampshire, but did not record a stat ... **vs. California (Sept. 10)** ... Started for the second straight game vs. California, making two stops with a key quarterback hurry on Bear quarterback Davis Webb on a potential game-winning drive in the fourth quarter ... **at Northern Illinois (Sept. 17)** ... Had a solo stop in a third consecutive start at Northern Illinois ... **at South Alabama (Oct. 1)** ... Came up with a season-high and a career-high-tying four tackles in a start at South Alabama ... Also had 1.5 tackles for loss and a 9-yard sack ... **vs. UNLV (Oct. 8)** ... Had two stops (one solo) and a quarterback hurry in a fifth consecutive start against UNLV ... **at Fresno State (Oct. 14)** ... Registered three tackles (two solo), including a 1-yard tackle for loss, at Fresno State in another start ... Also added his first pass breakup of the season (second of his career) ... **vs. San José State (Oct. 21)** ... Had two tackles (one solo) in a start vs. San José State ... **at Utah State (Oct. 28)** ... Made two stops (both assisted) with 0.5 tackles for loss for two yards in a stat at Utah State ... **vs. Hawai'i (Nov. 5)** ... Had one solo tackle and a quarterback hurry in a start against Hawai'i ... **at Nevada (Nov. 12)** ... Made three tackles and added a quarterback hurry in a 10th straight start at Nevada ... **at Wyoming (Nov. 19)** ... Came up with two tackles (one solo), including an 8-yard sack (and tackle for loss) at Wyoming ... **vs. Colorado State (Nov. 26)** ... Made a solo tackle in a 12th consecutive start vs. Colorado State ... **at Wyoming (Dec. 3)** ... Had an assisted tackle in a start at Wyoming in the MW Championship game.
- **2015 (Freshman):** Started three games on the season (first three) and played in first 11 as a redshirt freshman before missing the final three games with an injury ... Had 20 tackles with six tackles for loss, 0.5 sacks, a forced fumble, a pass breakup and four quarterback hurries ... Was the only freshman to start in the opener (defense or offense) vs. San Diego, earning the nod at defensive tackle ... Finished with two tackles (one solo), including 0.5 tackles for loss, and a quarterback hurry ... Had three assisted stops in his second straight start at California ... Made his third consecutive start vs. South Alabama, making one solo tackle, a 1-yard loss ... Had arguably the best game of his young career at Penn State off the bench, recording career bests in tackles (4) and tackles for loss (1.5) ... Played off the bench vs. Fresno State, but failed to record a stat for the first time of the season ... Had another good game at Hawai'i with three tackles, including a 1/2 sack (and tackle for loss) for four yards ... Recorded a solo tackle - a 1-yard loss - off the pine at San José State ... Had another good game against Utah State with two solo tackles, including a 1-yard loss, and the first forced fumble of his career ... Made four stops with 0.5 tackles for loss in a reserve role at Colorado State ... Recorded his first career pass breakup off the pine against Wyoming ... Was held off the stat sheet off the bench at UNLV ... Did not play for the first time of his career vs. Nevada, nursing an injury ... Also did not play vs. Air Force in the MW Championship or against Cincinnati in the Hawai'i Bowl.
- **2014 (Redshirt):** Redshirted his first season on The Mesa, where he was named the SDSU

Defensive Scout Team Player of the Year.

- **High School:** A three-year letterwinner and a three-time team captain at Valley High in Las Vegas, Nev. ... An all-city team selection ... Recorded 64 total tackles, four sacks and an interception returned for a touchdown as a junior ... Previously known as Eric Burrell, but legally changed his name to honor his father, who was shot and killed before he was born ... Also earned three letters in basketball ... Received three stars from ESPN and 247sports.com, and two stars from Rivals and Scouts ... Got a grade of 81 at tight end by 247sports and a 74 by ESPN.
- **Personal:** Noble Hall was born June 7, 1996, in Las Vegas, Nev. ... Son of Tynesha Chism ... Chose SDSU over other offers from Army, Idaho and Northern Arizona ... Is majoring in criminal justice.

Hall's Career Statistics

Season	GP	GS	UA	A	TT	TFL	Sk	Int.	PBU	FF	FR
2015	11	3	8	12	20	6.0	0.5	0	1	1	0
2016	13	13	10	14	24	4.0	2.0	0	1	0	0
Career	24	16	18	26	44	10.0	2.5	0	1	1	0

Career Highs: Tackles: 4 at South Alabama (10/1/16), at Colorado State (10/31/15), at Penn State (9/26/15); Tackles For Loss: 1.5 at South Alabama (10/1/16), at Penn State (9/26/15); Sacks: 1.0 at Wyoming (11/19/16), at South Alabama (10/1/16); Pass Breakups: 1 at Fresno State (10/14/16), vs. Wyoming (11/14/15); Forced Fumbles: 1 vs. Utah State (10/23/15).

2016 Highs: Tackles: 4 at South Alabama (10/1/16); Tackles For Loss: 1.5 at South Alabama (10/1/16); Sacks: 1.0 at Wyoming (11/19/16), at South Alabama (10/1/16); Pass Breakups: 1 at Fresno State (10/14/16).

Hall's Career Game-by-Game

Date	Opponent	GP	GS	UA	A	TT	TFL	Sk.	Int.	PBU	FF	FR
S.5.15	San Diego	1	1	1	1	2	0.5	0.0	0	0	0	0
S.12.15	at California	1	1	0	3	3	0.0	0.0	0	0	0	0
S.19.15	South Alabama	1	1	1	0	1	1.0	0.0	0	0	0	0
S.26.15	at Penn State	1	0	2	2	4	1.5	0.0	0	0	0	0
O.3.15	Fresno State*	1	0	0	0	0	0.0	0.0	0	0	0	0
O.10.15	at Hawai'i*	1	0	1	2	3	0.5	0.5	0	0	0	0
O.17.15	at San José State*	1	0	1	0	1	1.0	0.0	0	0	0	0
O.23.15	Utah State*	1	0	2	0	2	1.0	0.0	0	0	1	0
O.31.15	at Colorado State*	1	0	0	4	4	0.5	0.0	0	0	0	0
N.14.15	Wyoming*	1	0	0	0	0	0.0	0.0	1	0	0	0
N.21.15	at UNLV*	1	0	0	0	0	0.0	0.0	0	0	0	0
N.28.15	Nevada*	--- Did Not Play - Injured ---										
D.5.15	Air Force`	--- Did Not Play - Injured ---										
D.24.15	vs. Cincinnati%	--- Did Not Play - Injured ---										
S.3.16	New Hampshire	1	1	0	0	0	0.0	0.0	0	0	0	0
S.10.16	California	1	1	0	2	2	0.0	0.0	0	0	0	0
S.17.16	at Northern Illinois	1	1	1	0	1	0.0	0.0	0	0	0	0
O.1.16	at South Alabama	1	1	1	3	4	1.5	1.0	0	0	0	0
O.8.16	UNLV*	1	1	1	1	2	0.0	0.0	0	0	0	0
O.14.16	at Fresno State*	1	1	2	1	3	0.0	0.0	0	1	0	0
O.21.16	San José State*	1	1	1	1	2	0.0	0.0	0	0	0	0
O.28.16	at Utah State*	1	1	0	2	2	0.5	0.0	0	0	0	0
N.5.16	Hawai'i*	1	1	1	0	1	0.0	0.0	0	0	0	0
N.12.16	at Nevada*	1	1	1	2	3	0.0	0.0	0	0	0	0
N.19.16	at Wyoming*	1	1	1	1	2	1.0	1.0	0	0	0	0
N.26.16	Colorado State*	1	1	1	0	1	0.0	0.0	0	0	0	0
D.3.16	at Wyoming@	1	1	0	1	1	0.0	0.0	0	0	0	0

*Bold indicates season high. * - Mountain West game. ` - 2015 Sports Authority Mountain West Championship (Qualcomm Stadium; San Diego, Calif.). % - 2015 Hawai'i Bowl (Aloha Stadium; Honolulu, Hawaii). @ - 2016 Mountain West Championship (War Memorial Stadium; Laramie, Wyo.).*

#46 JAY HENDERSON

Linebacker • Junior • 6-2 • 230 • Phelan, Calif. • Serrano HS

- **At San Diego State:** Talented athlete, who moved back to linebacker five weeks ago after

moving to defensive end in the spring ... Is slated to start at middle linebacker for the fourth straight week.

- **2016 (Junior):** Has played in 10 of the team's 13 games with three starts ... Has 12 tackles, including nine solo stops, a 5-yard sack, 1.5 tackles for loss, a forced fumble, a pass breakup and six quarterback hurries ... **vs. New Hampshire (Sept. 3)** ... Did not play in the opener vs. New Hampshire ... **vs. California (Sept. 10)** ... Logged statless time on special teams against California ... **at Northern Illinois (Sept. 17)** ... Did not play at Northern Illinois ... **at South Alabama (Oct. 1)** ... Also did not see action at South Alabama ... **vs. UNLV (Oct. 8)** ... Saw time at linebacker for the first time of the season against UNLV without recording a stat ... **at Fresno State (Oct. 14)** ... Also logged time at Fresno State at linebacker, but did not find the stat sheet ... **vs. San José State (Oct. 21)** ... Did not log a stat in playing time vs. San José State ... **at Utah State (Oct. 28)** ... Also did not log a stat in time at Utah State ... **vs. Hawai'i (Nov. 5)** ... Made his first tackle of the season late in the game against Hawai'i ... **at Nevada (Nov. 12)** ... Logged statless time on special teams and at linebacker late at Nevada ... **at Wyoming (Nov. 19)** ... Had a breakout game at Wyoming in his first career start, making a career-high four tackles (three solo), his first career sack (and tackle for loss) for five yards, first career pass breakup and first four career quarterback hurries ... **vs. Colorado State (Nov. 26)** ... Made four stops (three solo) in his second career start vs. Colorado State ... **at Wyoming (Dec. 3)** ... Started for a third straight game at Wyoming in the MW Championship game, recording three tackles (two solo), 0.5 tackles for loss, a forced fumble and two quarterback hurries ... The forced fumble was the first of his career.
- **2015 (Sophomore):** Played in nine games off the bench for the second straight season, making three tackles (two solo) ... Mainly logged playing time on special teams ... Tackles came vs. South Alabama (solo), at Penn State (assisted) and vs. Utah State (solo) ... Other appearances were vs. San Diego, at San José State, at UNLV, against Nevada, vs. Air Force in the MW Championship game and against Cincinnati in the Hawai'i Bowl.
- **2014 (Freshman):** Played in nine games as a true freshman, mainly on special teams ... Finished with three solo tackles on the year, all coming in an Aztec win vs. UNLV ... Made his collegiate debut at No. 21/23 North Carolina ... Also saw time at Oregon State, at Fresno State, at New Mexico, vs. Hawai'i, at Boise State, vs. San José State and vs. Navy in the Poinsettia Bowl.
- **High School:** Lettered four years at Serrano High School in Phelan, Calif. ... Was a two-time all-league selection and the league's defensive MVP as a senior ... Recorded 57 total tackles and 5.5 sacks as a senior, leading the Diamondbacks to a 10-2 overall record ... Caused five fumbles, blocked two punts and recovered a fumble ... Also caught 15 passes for 219 yards and scored four total touchdowns on offense ... Was a three-star recruit by *Rivals.com*, *Scout.com*, *ESPN.com* and *247sports.com* ... Earned an 83 grade by 247sports and a 74 by ESPN ... Also ran track at Serrano High.
- **Personal:** Jeaujouray Henderson was born Nov. 9, 1995, in Los Angeles, Calif. ... Son of Jakiesna Smith ... Picked San Diego State over other offers from Boise State, Colorado, Colorado State and Nevada ... Is majoring in interdisciplinary studies.

Henderson's Career Statistics

Season	GP	GS	UA	A	TT	TFL	Sk	Int.	PBU	FF	FR
2014	9	0	3	0	3	0.0	0.0	0	0	0	0
2015	9	0	2	1	3	0.0	0.0	0	0	0	0
2016	10	3	9	3	12	1.5	1.0	0	1	1	0
Career	28	3	14	4	18	1.5	1.0	0	1	1	0

Career/2016 Highs: Tackles: 4 vs. Colorado State (11/26/16), at Wyoming (11/19/16); Tackles For Loss: 1.0 at Wyoming (11/19/16); Sacks: 1.0 at Wyoming (11/19/16); Pass Breakups: 1 at Wyoming (11/19/16); Forced Fumbles: 1 at Wyoming (12/3/16).

Henderson's Career Game-by-Game

Date	Opponent	GP	GS	UA	A	TT	TFL	Sk.	Int.	PBU	FF	FR
A.30.14	Northern Arizona	--- Did Not Play ---										
S.6.14	at 21/23 No. Carolina	1	0	0	0	0	0.0	0.0	0	0	0	0
S.20.14	at Oregon State	1	0	0	0	0	0.0	0.0	0	0	0	0
S.27.14	UNLV*	1	0	3	0	3	0.0	0.0	0	0	0	0
O.3.14	at Fresno State*	1	0	0	0	0	0.0	0.0	0	0	0	0
O.10.14	at New Mexico*	1	0	0	0	0	0.0	0.0	0	0	0	0
O.18.14	Hawai'i*	1	0	0	0	0	0.0	0.0	0	0	0	0
N.1.14	at Nevada*	--- Did Not Play ---										
N.8.14	Idaho	--- Did Not Play ---										
N.15.14	at Boise State*	1	0	0	0	0	0.0	0.0	0	0	0	0

Holder's Career Statistics

Season	GP	GS	Rec.	Yds.	Avg.	Long	TD
2014	10	0	5	53	10.6	15	0
2015	14	11	24	439	18.3	48	6
2016	12	12	26	569	21.9	86	5
Career	36	23	55	1,061	19.3	86	11

Career Highs: Receptions: 4, four times; Receiving Yards: 160 vs. New Hampshire (9/3/16); Receiving Touchdowns: 2 vs. New Hampshire (9/3/16), vs. Wyoming (11/14/15); Long Reception: 86 vs. New Hampshire (9/3/16); Carries: 1 at San José State (10/17/15); Rushing Yards: 8 at San José State (10/17/15); Long Rush: 8 at San José State (10/17/15); Punt Returns: 2 vs. Air Force (12/5/15), vs. Wyoming (11/14/15); Punt Return Yards: 38 vs. Nevada (11/28/15); Long Punt Return: 38 vs. Nevada (11/28/15).

2016 Highs: Receptions: 4 at Nevada (11/12/16), at Northern Illinois (9/17/16), vs. New Hampshire (9/3/16); Receiving Yards: 160 vs. New Hampshire (9/3/16); Receiving Touchdowns: 2 vs. New Hampshire (9/3/16); Long Reception: 86 vs. New Hampshire (9/3/16).

Holder's Career Game-by-Game

Date	Opponent	GP	GS	No.	Yds.	Avg.	Lg.	TD	TD Lengths
A.30.14	Northern Arizona	---	---	---	---	---	---	---	---
S.6.14	at 21/23 No. Carolina	---	---	---	---	---	---	---	---
S.20.14	at Oregon State	---	---	---	---	---	---	---	---
S.27.14	UNLV*	1	0	3	33	11.0	15	0	
O.3.14	at Fresno State*	1	0	0	0	0.0	0	0	
O.10.14	at New Mexico*	1	0	0	0	0.0	0	0	
O.18.14	Hawai'i*	1	0	1	12	12.0	12	0	
N.1.14	at Nevada*	1	0	0	0	0.0	0	0	
N.8.14	Idaho	1	0	0	0	0.0	0	0	
N.15.14	at Boise State*	1	0	1	8	8.0	8	0	
N.21.14	Air Force*	1	0	0	0	0.0	0	0	
N.29.14	San José State*	1	0	0	0	0.0	0	0	
D.2.14	Navy#	1	0	0	0	0.0	0	0	
S.5.15	San Diego	1	0	2	24	12.0	13	0	
S.12.15	at California	1	1	3	27	9.0	14	0	
S.19.15	South Alabama	1	1	2	39	19.5	30	1	30
S.26.15	at Penn State	1	1	4	78	19.5	31	1	19
O.3.15	Fresno State*	1	1	1	6	6.0	6	0	
O.10.15	at Hawai'i*	1	0	0	0	0.0	0	0	
O.17.15	at San José State*	1	1	2	38	19.0	28	0	
O.23.15	Utah State*	1	1	1	18	18.0	18	1	18
O.31.15	at Colorado State*	1	1	2	72	36.0	43	0	
N.14.15	Wyoming*	1	0	3	36	12.0	25	2	7, 4
N.21.15	at UNLV*	1	1	1	18	18.0	18	0	
N.28.15	Nevada*	1	1	1	21	21.0	21	0	
D.5.15	Air Force``	1	1	1	48	48.0	48	0	
D.24.15	vs. Cincinnati%	1	1	1	14	14.0	14	1	14
S.3.16	New Hampshire	1	1	4	160	40.0	86	2	86, 14
S.10.16	California	1	1	2	15	7.5	8	0	
S.17.16	at Northern Illinois	1	1	4	67	16.8	33	1	33
O.1.16	at South Alabama	1	1	2	48	24.0	33	0	
O.8.16	UNLV*	1	1	3	68	22.7	28	0	
O.14.16	at Fresno State*	1	1	0	0	0.0	0	0	
O.21.16	San José State*	---	---	---	---	---	---	---	---
O.28.16	at Utah State*	1	1	0	0	0.0	0	0	
N.5.16	Hawai'i*	1	1	2	23	11.5	12	0	
N.12.16	at Nevada*	1	1	4	45	11.3	22	1	6
N.19.16	at Wyoming*	1	1	0	0	0.0	0	0	
N.26.16	Colorado State*	1	1	3	87	29.0	37	1	25
D.3.16	at Wyoming@	1	1	2	56	28.0	30	0	

Punt Returns

Date	Opponent	GP	GS	No.	Yds.	Avg.	Lg.	TD	TD Lengths
S.5.15	San Diego	1		0	0	0.0	0	0	
S.12.15	at California	1		0	0	0.0	0	0	
S.19.15	South Alabama	1		0	0	0.0	0	0	
S.26.15	at Penn State	1		0	0	0.0	0	0	

O.3.15	Fresno State*	1		0	0	0.0	0	0	
O.10.15	at Hawai'i	1		0	0	0.0	0	0	
O.17.15	at San José State*	1		0	0	0.0	0	0	
O.23.15	Utah State*	1		0	0	0.0	0	0	
O.31.15	at Colorado State*	1		0	0	0.0	0	0	
N.14.15	Wyoming*	1	*	2	5	2.5	5	0	
N.21.15	at UNLV*	1		0	0	0.0	0	0	
N.28.15	Nevada*	1	*	1	38	38.0	38	0	
D.5.15	Air Force``	1	*	2	-4	-2.0	0	0	
D.24.15	vs. Cincinnati%	1	*	1	6	6.0	6	0	

*Bold indicates season high. * - Mountain West game. # - 2014 San Diego County Credit Union Poinsettia Bowl (Qualcomm Stadium; San Diego, Calif.). `` - 2015 Sports Authority Mountain West Championship (Qualcomm Stadium; San Diego, Calif.). % - 2015 Hawai'i Bowl (Aloha Stadium; Honolulu, Hawaii). @ - 2016 Mountain West Championship (War Memorial Stadium; Laramie, Wyo.). GS - * in this category the player was on the field the first time San Diego State was in the punt return formation.*

#82 PARKER HOUSTON

Tight End • TR-Freshman • 6-3 • 240 • Sparks, Nev. • Edward C. Reed HS

- **At San Diego State:** Young tight end with a good football IQ ... Is in the two-deep for the ninth straight week, backing up David Wells at tight end this weekend vs. Houston ... Also has taken over the short snapping duties on PATs and field goals with Turner Bernard out with an ACL injury.
- **2016 (True Freshman):** Was named the team's co-outstanding Freshman award ... Has played in each of the last nine games with four starts, making four catches for 27 yards (6.8 avg.) and a touchdown with a long of 14 yards, while handling short snapping duties on PATs and field goals ... **vs. New Hampshire (Sept. 3)** ... Did not play in the opener vs. New Hampshire ... **vs. California (Sept. 10)** ... Also did not play against California... **at Northern Illinois (Sept. 17)** ... Did not see any action at Northern Illinois, but was on the travel squad ... **at South Alabama (Oct. 1)** ... Also traveled to South Alabama without seeing action ... **vs. UNLV (Oct. 8)** ... Logged his first career collegiate snaps against UNLV, mainly on special teams, but a little in offensive situations ... Was the team's short snapper on PAT and field goals as well ... **at Fresno State (Oct. 14)** ... Earned his first career start at tight end at Fresno State, making his first career catch - a 14-yarder ... **vs. San José State (Oct. 21)** ... Played again off the bench against San José State without finding the stat sheet ... **at Utah State (Oct. 28)** ... Had a 5-yard grab in his second career start at Utah State ... **vs. Hawai'i (Nov. 5)** ... Made another start vs. Hawai'i, but did not record a stat ... **at Nevada (Nov. 12)** ... Came off the bench in front of his hometown crowd at Nevada, but did not find the stat sheet ... **at Wyoming (Nov. 19)** ... Had a career-high two catches for eight yards (4.0 avg.) at Wyoming, including a 3-yard touchdown ... The touchdown was the first of his career and came with no time left in the first half, giving SDSU a 17-10 lead ... **vs. Colorado State (Nov. 26)** ... Played off the bench vs. Colorado State, but did not find the stat sheet ... **at Wyoming (Dec. 3)** ... Earned his fourth start of the season in the MW Championship game at Wyoming, but did not record a stat.
- **High School:** A two-year letterwinner at Edward C. Reed High School in Sparks, Nev. ... Led the Raiders to a 24-5 (.828) record over his two seasons, including a 9-1 (.900) mark in league play ... Helped the Raiders capture a regional championship in 2015 (13-1, 5-0 league) and finish with their first regular season undefeated team since 1983 ... Caught 42 passes for 377 yards and six touchdowns as a senior and 40 catches for 525 yards and 10 touchdowns as a junior ... Added 20 tackles on defense as a senior ... Was a two-time first-team all-league and allregion selection ... Also was a two-time all-state pick, including one first-team nod ... A three-star recruit by Rivals and Scout, and a two-star pick by 247sports ... Rivals and Scout ranks him as the No. 2 tight end in the state of Nevada ... Received a grade of 79 by Scout ... Also played basketball and baseball at Reed HS.
- **Personal:** Parker Houston was born Dec. 6, 1997, in Reno, Nev. ... Also received offers from Idaho, Nevada and Toledo in the recruiting process ... Is majoring in kinesiology.

Houston's Career Statistics

Receiving

Season	GP	GS	Rec.	Yds.	Avg.	Long	TD
2016	9	4	4	27	6.8	14	1
Career	9	4	4	27	6.8	14	1

Career/2016 Highs: Receptions: 2 at Wyoming (11/19/16); Receiving Yards: 14 at Fresno

State (10/14/16); Receiving Touchdowns: 1 at Wyoming (11/19/16); Long Reception: 14 at Fresno State (10/14/16).

Houston's Career Game-by-Game

Receiving

Date	Opponent	GP	GS	No.	Yds.	Avg.	Lg.	TD	TD Lengths
S.3.16	New Hampshire								
S.10.16	California								
S.17.16	at Northern Illinois								
O.1.16	at South Alabama								
O.8.16	UNLV*	1	0	0	0	0.0	0	0	
O.14.16	at Fresno State*	1	1	1	14	14.0	14	0	
O.21.16	San José State*	1	0	0	0	0.0	0	0	
O.28.16	at Utah State*	1	1	1	5	5.0	5	0	
N.5.16	Hawai'i*	1	1	0	0	0.0	0	0	
N.12.16	at Nevada*	1	0	0	0	0.0	0	0	
N.19.16	at Wyoming*	1	0	2	8	4.0	5	1	3
N.26.16	Colorado State*	1	0	0	0	0.0	0	0	
D.3.16	at Wyoming@	1	1	0	0	0.0	0	0	

Bold indicates season high. * - Mountain West game. @ - 2016 Mountain West Championship (War Memorial Stadium; Laramie, Wyo.).

#81 ERIC JUDGE

Wide Receiver • Senior • 6-1 • 195 • San Diego, Calif. • San Diego HS

- **At San Diego State:** Good route-runner, who saw more playing time as the season wore on in 2013 and was a regular starter when healthy in 2014 ... Started twice, but played in all 14 games last year ... Has good hands and is a playmaker ... Is listed as the backup 'X' wide receiver heading into the Las Vegas Bowl game this weekend ... Is averaging 17.2 yards per catch, which ranks third by an Aztec since 1996 (min. 50 rec.) ... The 17.2 career catch average is also ranked 15th among active FBS players (min. 65 receptions).
- **2016 (Senior):** Has 16 catches for 182 yards (11.4 avg.) on the season, starting the first three games and appearing in the first 12 ... **vs. New Hampshire (Sept. 3)** ... Had a game-high five catches for 54 yards (10.8 avg.) in a start against New Hampshire ... **vs. California (Sept. 10)** ... Came up with four receptions for 47 yards (11.8 avg.) in another start vs. California ... **at Northern Illinois (Sept. 17)** ... Had a 5-yard grab in a start at Northern Illinois ... **at South Alabama (Oct. 1)** ... Recorded a team-high three receptions for 43 yards (14.3 avg.) at South Alabama with a long of 27 yards ... **vs. UNLV (Oct. 8)** ... Logged playing time, but did not find the stat sheet against UNLV ... **at Fresno State (Oct. 14)** ... Played statless time off the bench at Fresno State ... **vs. San José State (Oct. 21)** ... Also did not find the stat sheet in time against San José State ... **at Utah State (Oct. 28)** ... Did not make a catch at Utah State off the pine ... **vs. Hawai'i (Nov. 5)** ... Also was held off the stat sheet in time vs. Hawai'i ... **at Nevada (Nov. 12)** ... Made a 16-yard grab off the bench at Nevada ... **at Wyoming (Nov. 19)** ... Finished with two catches for 17 yards (8.5 avg.) off the pine at Wyoming ... **vs. Colorado State (Nov. 26)** ... Did not make a catch in time off the bench vs. Colorado State ... **at Wyoming (Dec. 3)** ... Did not play for the first time of the season at Wyoming in the MW Championship game.
- **2015 (Junior):** Had 15 receptions for 296 yards (19.7 avg.) on the season in 14 games with two starts ... Ranked third in the MW and 23rd in FBS in catch average (19.7, min. 15 rec.) ... Made two catches for 29 yards (14.5 avg.) in the opener vs. San Diego, including a long of 19 yards ... Caught two passes for a team-high 53 yards (26.5 avg.), including a long of 33 yards, at California off the bench ... Had two catches for 19 yards (9.5 avg.) in a reserve role against South Alabama with a long of 14 yards ... Saw playing time at Penn State without making a catch ... Had a 44-yard touchdown catch against Fresno State, his first of the season and sixth of his career ... Had his best game of the season at Hawai'i in his first start of the year, making four catches for 92 yards (23.0 avg.), including a 58-yard touchdown, which matched a career-long reception ... Both the receptions (4) and yards (92) were season highs ... Scored a touchdown for the second straight game ... Did not make a catch in game time at San José State ... Had a 6-yard reception in his second start of the season against Utah State ... Did not record a stat in playing time at Colorado State ... Made a 34-yard grab off the bench against Wyoming ... Made a 6-yard catch in a reserve role at UNLV ... Did not record a stat vs. Nevada ... Made a 13-yard reception against Air Force off the bench in the Mountain West Championship game ... Logged statless time vs. Cincinnati in the Hawai'i Bowl.
- **2014 (Sophomore):** Played in 12 games with five starts, missing the UNLV game with an

injury ... Led the Aztecs in receiving yards (471) and catch average (19.6, min. 3 rec.), tied for first in touchdown catches (2), and ranked second in catches (24) ... Came off the bench in the opener vs. Northern Arizona and made a team-high five catches for 51 yards (10.2 avg.) ... Had three catches for 94 yards and a touchdown in his second career start at No. 21/23 North Carolina ... The 94 yards were the most on the team and the second most in the game ... The touchdown was a 56-yard catch from Quinn Kaehler in the second quarter which tied the game up at 7-7 ... Made two catches for 15 yards (7.5 avg.) in another start at Oregon State ... Missed the UNLV game after a knee injury earlier in the week ... Came back to play at Fresno State off the bench, but did not make a catch ... Had a tackle on an Aztec turnover ... Had two catches for 50 yards in a reserve role at New Mexico, including a 43-yard grab ... Started for the third time of the year against Hawai'i, making a 19-yard catch ... Made a second straight start at Nevada and had a 2-yard grab ... Had a huge game against Idaho, coming up with four catches for a career-high 107 yards and a touchdown ... Became the 81st player in school history to record a 100-yard receiving game (318th occasion overall) ... The touchdown, a career-long 58-yard grab, was his second of the season and fifth of his career ... Earned the start at Boise State and came up with three receptions for 35 yards ... The 35 yards were the second most on the team, while the three catches tied for second ... Made two catches for 66 yards (33.0 avg.) against Air Force, including a team-long 50-yarder to close out the first half ... Came off the bench vs. San José State without making the stat sheet ... Made a 32-yard catch vs. Navy in the Poinsettia Bowl in a reserve role ... The 32-yard grab was the longest catch in the game, before missing the final moments of the fourth quarter with a leg injury.

- **2013 (Freshman):** Played in all 13 games with one start without recording a stat until the Nevada contest (game No. 5) ... Had 13 receptions for 218 yards (16.8 avg.) and three receiving touchdowns ... The 16.8 catch average led the team (min. 5 catches) ... Also had a 6-yard rush and returned five kickoffs for 113 yards (22.6 avg.) ... The 22.6 kick return average ranked second on the team ... His three receiving touchdowns were tied with Adam Roberts and Ezell Ruffin for second on the squad ... Came off the bench in the opener vs. Eastern Illinois, but did not record a stat ... Played again off the bench at No. 3/2 Ohio State without making a stat ... Came off the bench against Oregon State, but did not get on the stat sheet ... Played once again at New Mexico State without a stat ... Had a breakout game vs. Nevada, earning his first start with Colin Lockett going down with an injury ... Ended up with six receptions for 54 yards (9.0 avg.) and two touchdowns ... The final touchdown in overtime clinched the win for the Aztecs ... Caught one pass off the bench at Air Force, which ended up being a 44-yard touchdown ... The score put SDSU up, 6-0 (the Aztecs missed the PAT) and the 44-yard catch was the longest of his career ... Also returned a kickoff a career-long 35 yards ... Had two receptions off the bench for 51 yards (25.5 avg.), including a long of 30 yards, vs. No. 15/18 Fresno State ... Had a 3-yard catch and his first career rush, a 6-yarder, vs. New Mexico ... Logged playing time at San José State without making the stat sheet ... Saw time at Hawai'i, but did not record a stat ... Saw time again vs. Boise State without finding the stat sheet ... Had a 21-yard reception at UNLV, his first catch since the New Mexico game four contests before ... Posted two catches for 45 yards vs. Buffalo in the Famous Idaho Potato Bowl, including a 37-yard grab.
- **2012 (Redshirt):** Redshirted as a true freshman.
- **High School:** Played locally at San Diego High on both sides of the ball ... Had three games with 100 or more yards receiving as a senior, highlighted by 178 yards and three touchdowns against Clairemont High ... Also added 435 yards and two touchdowns on the ground last season ... On defense during his senior year, tallied 26 tackles along with two interceptions ... Ran the 100-meter with a time of 10.8 in 2010 ... Earned a *Scouts, Inc.* grade of 45 and was a three-star recruit by *Scout.com*.
- **Personal:** Eric Stephon Judge was born July 28, 1993, in San Diego, Calif. ... Son of Ravheedah Potter ... Also considered UCLA, Air Force and Fresno State ... Is majoring in social science.

Judge's Career Statistics

Season	GP	GS	Rec.	Yds.	Avg.	Long	TD
2013	13	1	13	218	16.8	44	3
2014	12	5	24	471	19.6	58	2
2015	14	2	15	296	19.7	58	1
2016	12	3	16	182	11.4	27	0
Career	51	11	68	1,167	17.2	58	6

Career Highs: Receptions: 6 vs. Nevada (10/4/13); Receiving Yards: 107 vs. Idaho (11/8/14); Receiving Touchdowns: 2 vs. Nevada (10/4/13); Long Reception: 58 at Hawai'i (10/10/15), vs. Idaho (11/8/14); Carries: 1 vs. New Mexico (11/2/13); Rushing Yards: 6 vs. New Mexico (11/2/13); Long Rush: 6 vs. New Mexico (11/2/13); Kick Returns: 4 vs. Nevada (10/4/13); Kick Return Yards: 78 vs. Nevada (10/4/13); Long Kick Return: 35 at Air Force

(10/10/13).

2016 Highs: Receptions: 5 vs. New Hampshire (9/3/16); Receiving Yards: 54 vs. New Hampshire (9/3/16); Long Reception: 27 at South Alabama (10/1/16).

Judge's Career Game-by-Game

Receiving

Date	Opponent	GP	GS	No.	Yds.	Avg.	Lg.	TD	TD Lengths
A.31.13	Eastern Illinois	1	0	0	0	0.0	0	0	
S.7.13	at 3/2 Ohio State	1	0	0	0	0.0	0	0	
S.21.13	Oregon State	1	0	0	0	0.0	0	0	
S.28.13	at New Mexico State	1	0	0	0	0.0	0	0	
O.4.13	Nevada*	1	1	6	54	9.0	18	2	5, 13
O.10.13	at Air Force*	1	0	1	44	44.0	44	1	44
O.26.13	15/18 Fresno State*	1	0	2	51	25.5	30	0	
N.2.13	New Mexico*	1	0	1	3	3.0	3	0	
N.9.13	at San José State*	1	0	0	0	0.0	0	0	
N.16.13	at Hawai'i*	1	0	0	0	0.0	0	0	
N.23.13	Boise State*	1	0	0	0	0.0	0	0	
N.30.13	at UNLV*	1	0	1	21	21.0	21	0	
D.21.13	vs. Buffalo&	1	0	2	45	22.5	37	0	
A.30.14	Northern Arizona	1	0	5	51	10.2	14	0	
S.6.14	at 21/23 No. Carolina	1	1	3	94	31.3	56	1	56
S.20.14	at Oregon State	1	1	2	15	7.5	9	0	
S.27.14	UNLV*	--- Did Not Play - Injured ---							
O.3.14	at Fresno State*	1	0	0	0	0.0	0	0	
O.10.14	at New Mexico*	1	0	2	50	25.0	43	0	
O.18.14	Hawai'i*	1	1	1	19	19.0	19	0	
N.1.14	at Nevada*	1	1	1	2	2.0	2	0	
N.8.14	Idaho	1	0	4	107	26.8	58	1	58
N.15.14	at Boise State*	1	1	3	35	11.7	15	0	
N.21.14	Air Force*	1	0	2	66	33.0	50	0	
N.29.14	San José State*	1	0	0	0	0.0	0	0	
D.23.14	Navy#	1	0	1	32	32.0	32	0	
S.5.15	San Diego	1	0	2	29	14.5	19	0	
S.12.15	at California	1	0	2	53	16.5	33	0	
S.19.15	South Alabama	1	0	2	19	9.5	14	0	
S.26.15	at Penn State	1	0	0	0	0.0	0	0	
O.3.15	Fresno State*	1	0	1	44	44.0	44	1	44
O.10.15	at Hawai'i*	1	1	4	92	23.0	58	1	58
O.17.15	at San José State*	1	0	0	0	0.0	0	0	
O.23.15	Utah State*	1	0	1	6	6.0	6	0	
O.31.15	at Colorado State*	1	0	0	0	0.0	0	0	
N.14.15	Wyoming*	1	0	1	34	34.0	34	0	
N.21.15	at UNLV*	1	0	1	18	18.0	18	0	
N.28.15	Nevada*	1	0	0	0	0.0	0	0	
D.5.15	Air Force``	1	0	1	13	13.0	13	0	
D.24.15	vs. Cincinnati%	1	0	0	0	0.0	0	0	
S.3.16	New Hampshire	1	1	5	54	10.8	16	0	
S.10.16	California	1	1	4	47	11.8	15	0	
S.17.16	at Northern Illinois	1	1	1	5	5.0	5	0	
O.1.16	at South Alabama	1	0	3	43	14.3	33	0	
O.8.16	UNLV*	1	0	0	0	0.0	0	0	
O.14.16	at Fresno State*	1	0	0	0	0.0	0	0	
O.21.16	San José State*	1	0	0	0	0.0	0	0	
O.28.16	at Utah State*	1	0	0	0	0.0	0	0	
N.5.16	Hawai'i*	1	0	0	0	0.0	0	0	
N.12.16	at Nevada*	1	0	1	16	16.0	16	0	
N.19.16	at Wyoming*	1	0	2	17	8.5	9	0	
N.26.16	Colorado State*	1	0	0	0	0.0	0	0	
D.3.16	at Wyoming@	--- Did Not Play ---							

*Bold indicates season high. * - Mountain West game. & - 2013 Famous Idaho Potato Bowl (Bronco Stadium; Boise, Idaho). # - 2014 San Diego County Credit Union Poinsettia Bowl (Qualcomm Stadium; San Diego, Calif.). `` - 2015 Sports Authority Mountain West Championship (Qualcomm Stadium; San Diego, Calif.). % - 2015 Hawai'i Bowl (Aloha Stadium; Honolulu, Hawaii). @ - 2016*

Mountain West Championship (War Memorial Stadium; Laramie, Wyo.).

#23 DAMONTAE KAZEE

(KAY-zee)

Cornerback • Senior • 5-11 • 190 • San Bernardino, Calif. • Cajon HS

- **At San Diego State:** Big playmaker, who always seems to be in the right place at the right time ... Is listed as the starting right cornerback heading into the Houston game for the 41st straight contest ... Can also return punts ... Among active career players in FBS, is ranked first in interceptions (17, tied) and passes defended (47, tied), and 18th in forced fumbles (6, tied) ... Is the SDSU career record-holder in interceptions (17) ... Also is sixth with 30 PBUs, tied for sixth with six forced fumbles and seventh in interception yards (214) ... Is the first Aztec in program history with six or more interceptions in consecutive seasons.
- **2016 (Senior): Was named the Mountain West Defensive Player of the Year for a second straight season ... Became the first cornerback in MW history to win the defensive player-of-the-year award twice and the fifth player overall, joining Tank Carder (2010-11 at TCU), Jerry Hughes (2008-09 at TCU), Eric Weddle (2005-06 at Utah) and Kirk Morrison (2003-04 at San Diego State) ... Earned the Byron H. Chase Memorial Trophy (outstanding defensive player) and also earned the team's Dr. R. Hardy/C.E. Peterson Memorial Trophy (team captain award) ... Racked up numerous preseason accolades, including being named to the Bednarik Award Watch List (collegiate defensive player of the year) and the Jim Thorpe Award Watch List (top defensive back) ... Also was a second-team preseason All-American by USA Today and Sports Illustrated ... Is also a team captain, chosen by his teammates ... Also was named the Mountain West Preseason Defensive Player of the Year by the MW media and Lindy's Sports ... Was a preseason first-team all-MW pick by the MW media, Phil Steele's 2016 College Football Preview, ESPN College Football, Sporting News, Lindy's Sports, Athlon Sports and Paul Myerberg by USA Today ... Was also labeled "No. 1 on MW's Top-10 NFL Talent," the "No. 5 Cornerback on 2017 NFL Draft Board," the "Ninth-Best Cornerback in FBS," the "MW's Best Cover Corner," and a "SDSU Player to Watch" by Lindy's Sports ... Was deemed the "MW's Best Athlete" by Sporting News, the "10th-Best Draft-Eligible Cornerback" by Phil Steele, while Campus Insiders listed him as "SDSU's Best Defensive Player" ... Has 60 tackles (41 solo), three tackles for loss, seven interceptions for 156 yards (22.3 avg.) and a touchdown, eight pass breakups and a quarterback hurry ... Leads the MW in both interceptions per game (0.54, fourth nationally) and interception yards (156, seventh nationally) ... Also is fourth in the league (36th nationally) in passes defended (INT + PBU) per game (1.15) ... The seven interceptions are tied for the fourth most in SDSU single-season history ... Leads the team in tackles on passing plays (28) ... vs. New Hampshire (Sept. 3) ... Started for the 28th consecutive game in the 2016 opener vs. New Hampshire ... Came up with four tackles (three solo) ... vs. California (Sept. 10) ... Made six tackles (five solo) against California, while adding three pass breakups and an interception ... The three PBUs tied a career best ... at Northern Illinois (Sept. 17) ... Had five tackles (all solo), an interception and a quarterback hurry at Northern Illinois ... at South Alabama (Oct. 1) ... Registered five tackles (four solo) with a 1-yard tackle for loss at South Alabama ... vs. UNLV (Oct. 8) ... Tied a team high with five tackles (all solo) against UNLV ... Also had a 2-yard tackle for loss and a pass breakup ... at Fresno State (Oct. 14) ... Had five tackles (four solo) and an interception at Fresno State ... vs. San José State (Oct. 21) ... Came up with two tackles (one solo) in a start vs San José State ... at Utah State (Oct. 28) ... Had two stops in a start at Utah State ... vs. Hawai'i (Nov. 5) ... Finished with four tackles, two interceptions, including one for a touchdown, and a PBU against Hawai'i ... The two interceptions game him 15 for his career, setting an Aztec record ... Scored his second interception return for a score and third overall touchdown (also a punt return touchdown) ... at Nevada (Nov. 12) ... Finished with a season-high-tying six tackles and a PBU at Nevada ... at Wyoming (Nov. 19) ... Registered six tackles (three solo) in a start at Wyoming ... vs. Colorado State (Nov. 26) ... Came up with four stops (three solo) in another start vs. Colorado State ... at Wyoming (Dec. 3) ... Had six tackles, two interceptions for 44 yards and two pass breakups en route to being named the most valuable defensive player at the MW Championship game at Wyoming ... Recorded his sixth and seventh interceptions of the season and 16th and 17th of his career ... The seven interceptions are tied for the fourth most in SDSU single-season history, while his 17 career picks extended his career record ... Recorded multiple interceptions in a game for the second time this year and third time of his career ... Became the first Aztec in program history with six or more interceptions in consecutive seasons.**
- **2015 (Junior):** Was named a second-team All-American by USA Today, an honorable-mention selection by Sports Illustrated and a fourth-team honoree by Phil Steele ... Was named the Mountain West Defensive Player of the Year by the league's head coaches and media, the first SDSU player to be named the MW Defensive Player of the Year since Kirk Morrison won it in

back-to-back seasons in 2003-04 ... Kazee and Morrison are now the only defensive players of the year in a league in school history ... Also was named a first-team all-league pick ... Shared the team's defensive player-of-the-year award with Calvin Munson ... Was on the Jim Thorpe Award Watch List, which goes out to the top defensive back in the country ... Also earned postseason first-team all-MW honors from Phil Steele ... Was on the preseason all-Mountain West team by the league's media ... Also was a preseason first-team pick by USA Today, Sporting News and Athlon Sports ... Also a second-team selection by Phil Steele and Lindy's Sports, and is listed as a "SDSU Player to Watch" by Lindy's ... Put together a terrific season, recording 75 tackles (team-high 58 solo - next highest was 45), a team-best eight interceptions, 5.5 tackles for loss, seven pass breakups and two forced fumbles in 14 starts ... The eight picks were tied for the most in SDSU's Division I era, tied for the most in MW history and tied for the second most in Aztec history ... Led the Mountain West and tied for second in FBS play in interceptions (8) ... Ranked fourth in the MW in passes defended (INT + PBU) per game (1.07) ... Also returned five punts for 70 yards (14.0 avg.), including a 66-yard touchdown ... Had a standout game vs. San Diego, recording three tackles (all solo), including a career-high 2.0 tackles for loss, and three interceptions ... The three interceptions were the most by an Aztec since Ed Ricketts had three on Oct. 13, 1951 vs. the Marines and are ranked in a tie for the second most in a game in program history ... Only Dick Adair's four-interception game bettered Kazee's output and that came on Oct. 15, 1949 vs. New Mexico State ... The three picks, which came in the first, second and third quarter, respectively, tied West Virginia's Karl Joseph for the most in FBS during the opening week ... The three picks also matched the most in FBS play since Middle Tennessee's Damon Nickson had four against Louisiana-Lafayette on Oct. 28, 2006 ... Kazee became the 25th FBS player this decade (since 2011) with three interceptions in the same game (as of the end of the season, there were 30) ... Came up with seven tackles (five solo) and a PBU at California ... Had a career-high and game-high-tying 11 tackles, including 10 solo, against South Alabama ... Also recorded two pass breakups and his fifth forced fumble of his career ... Had eight tackles (six solo) and 0.5 tackles for loss at Penn State ... The eight tackles tied teammate Kameron Kelly for the second most in the game ... Had four tackles (three solo) against Fresno State ... Had a tackle and his fourth interception of the season at Hawai'i ... Finished with nine tackles (seven solo), an interception and a tackle for loss at San José State ... It was his second straight game with an interception ... Had another solid outing against Utah State with four tackles (three solo) and a pass breakup ... Was named the MW Defensive Player of the Week on Nov. 2 for his play at Colorado State, recording seven tackles (five solo), an interception for a touchdown and a forced fumble ... It was the first touchdown of his career ... The forced fumble kept the Rams out of the end zone at the goal line and safety Trey Lomax recovered it ... The 55-yard interception returned for a touchdown gave San Diego State a 27-10 lead ... Made five stops and two pass breakups against Wyoming ... Had three tackles (two solo) in a start at UNLV ... The big contribution came in the return game, where he returned his first career punt for a 66-yard touchdown ... It was his second touchdown of the year (also an interception return for a score) ... Had another good game against Nevada with four tackles (three solo), a 2-yard tackle for loss, his seventh interception of the season and a pass breakup ... Also returned a punt, but lost five yards on the play ... Made three stops (two solo) with a 4-yard tackle for loss vs. Air Force in the MW Championship game ... Recorded six tackles and a 10-yard interception against Cincinnati in the Hawai'i Bowl ... The interception was his eighth of the season.

- **2014 (Sophomore):** Was named a second-team all-Mountain West selection by the league's coaches and media ... Was named to the MW midseason first team by Phil Steele ... Was named the team's emerging star by Lindy's Sports ... Started all 13 games for SDSU, making 58 tackles (40 solo), with a team-high 13 pass breakups, an interception, a fumble recovery, 4.0 TFL and two quarterback hurries ... Ranked third in the MW with 1.08 passes defended (INT + PBU) per game ... Made his first career start in the opener vs. Northern Arizona, registering four tackles (three solo) ... Started again at No. 21/23 North Carolina, where he made four tackles (three solo), including one for a 1-yard loss ... Had one assisted tackle in another start at Oregon State ... Earned another start vs. UNLV, where he had four tackles (three solo) and a career-high three PBUs ... Had five tackles (all solo) at Fresno State to go along with a PBU ... Had another five tackles (four solo) and two pass breakups at New Mexico ... The two PBUs were a game-high ... Had another good game against Hawai'i, making six tackles, a game-high-tying two PBUs and his second career interception ... Came up with five tackles (three solo), including a 2-yard loss, and a PBU in an eighth straight start at Nevada ... Had three stops (one solo) and another pass breakup in a start against Idaho, and added a quarterback hurry ... Recorded a season-high seven tackles (four solo), a PBU and a QBH in a start at Boise State ... Made four stops, all solo, in an 11th straight start vs. Air Force to go along with a 3-yard tackle for loss, a fumble recovery and another PBU ... The fumble recovery was this first of his career ... Recorded four tackles (three solo) with a PBU in a 12th consecutive start vs.

San José State ... Started for the 13th straight game of the season vs. Navy in the Poinsettia Bowl, where he had six tackles (five solo) and a 4-yard tackle for loss.

- **2013 (Freshman):** Played in each of the first seven games off the bench, making impact plays in almost every contest, before missing the New Mexico game with concussion-like symptoms ... Returned for the San José State game and the following contests at Hawai'i, vs. Boise State, UNLV and vs. Buffalo in the Famous Idaho Potato Bowl ... Had 41 tackles (28 solo), four forced fumbles, 3.0 TFL, two pass breakups, an interception, a sack and a blocked kick ... Led the MW and was tied for 10th (first among freshmen) in the nation in forced fumbles per game (0.33) (four total) ... The four forced fumbles were tied for fourth all-time at SDSU and the most since current Oakland Raider Miles Burris had four in 2010 ... Had the most tackles (41) on the team of any player without a start (next highest was 22) ... Made his collegiate debut in the opener vs. Eastern Illinois and had four tackles (all solo) and a forced fumble ... The four tackles tied King Holder for the most among all cornerbacks ... Had another solid outing off the bench at No. 3/2 Ohio State, making six tackles (all solos) with a one-handed interception ... The six solos were the most by either team ... The interception was the first by an Aztec this season and came at the SDSU 21-yard line ... Came off the bench against Oregon State and have five tackles and a forced fumble ... Made three tackles in a reserve role at New Mexico State ... Came off the bench in fine fashion vs. Nevada, making four stops (three solo) with a sack, tackle for loss and forced fumble ... Made two tackles off the bench at Air Force ... Had five stops and a tackle for loss vs. No. 15/18 Fresno State ... Missed the New Mexico game with concussion-like symptoms ... Had a solid all-around game in the win at San José State with two tackles, along with his first career pass breakup and blocked kick ... The blocked kick in the fourth quarter was arguably the biggest play of the game for SDSU, as it kept the Spartans from taking a 26-12 lead and allowed Nat Berhe to return the loose ball 56 yards ... Donnel Pumphrey then followed with a 34-yard touchdown run, bringing the Aztecs to within three points at 23-20 ... Made three stops (two solo) with a forced fumble at Hawai'i ... Came up with two tackles (both solo), a tackle for loss and a pass breakup vs. Boise State ... Had two solo stops off the bench in the team's loss at UNLV ... Came up with three stops in a reserve role vs. Buffalo in the Famous Idaho Potato Bowl.
- **2012 (Redshirt):** Utilized his redshirt season.
- **High School:** Three-time all-CIF athlete who played both sides of the ball at Cajon High in San Bernardino, Calif. ... Helped the Cowboys to a 9-2 overall record in 2011, including a 6-1 mark in league play ... Recorded 27 tackles, two interceptions and a forced fumble on defense during his senior year ... On offense, he scored four touchdowns on the ground and caught another four touchdowns through the air ... Scouts, Inc. rated him as a three-star recruit and gave him a grade of 75 ... In high school, he lettered in football, basketball and track.
- **Personal:** Damontae T. Kazee was born June 5, 1993, in San Bernardino, Calif. ... Son of La-trease and Walter Kazee ... Has three brothers and two sisters ... Brother, Walter, was a four-year running back for the Aztecs from 2009-12 ... Also considered Arizona and Washington State ... Majoring in criminal justice.

Kazee's Career Statistics

Season	GP	GS	UA	A	TT	TFL	Sk	Int.	PBU	FF	FR
2013	12	0	28	13	41	3.0	1.0	1	2	4	0
2014	13	13	40	18	58	4.0	0.0	1	13	0	1
2015	14	14	58	17	75	5.5	0.0	8	7	2	0
2016	13	13	42	19	61	3.0	0.0	7	8	0	0
Career	52	40	168	67	235	15.5	1.0	17	30	6	1

Career Highs: Tackles: 11 vs. South Alabama (9/19/15); Tackles For Loss: 2.0 vs. San Diego (9/5/15); Sacks: 1.0 vs. Nevada (10/4/3); Interceptions: 3 vs. San Diego (9/5/15); Pass Breakups: 3 vs. California (9/10/16), vs. UNLV (9/27/14); Forced Fumbles: 1, six times; Fumble Recoveries: 1 vs. California (9/10/16), vs. Air Force (11/21/14); Blocked Kicks: 1 at San José State (11/9/13); Defensive Touchdowns: 1 vs. Hawai'i (11/5/16), at Colorado State (10/31/15); Punt Returns: 1, five times; Punt Return Yards: 66 at UNLV (11/21/15); Punt Return Touchdowns: 1 at UNLV (11/21/15); Punt Return Long: 66 at UNLV (11/21/15); Overall Touchdowns: 1 vs. Hawai'i (11/5/16), at UNLV (11/21/15), at Colorado State (10/31/15).

2016 Highs: Tackles: 6, four times; Tackles For Loss: 1.0 vs. UNLV (10/8/16), at South Alabama (10/1/16), at Northern Illinois (9/17/16); Interceptions: 2 at Wyoming (12/3/16), vs. Hawai'i (11/5/16); Pass Breakups: 3 vs. California (9/10/16); Defensive Touchdowns: 1 vs. Hawai'i (11/5/16).

Kazee's Career Game-by-Game

Date	Opponent	GP	GS	UA	A	TT	TFL	Sk.	Int.	PBU	FF	FR
A.31.13	Eastern Illinois	1	0	4	0	4	0.0	0.0	0	0	1	0

S.7.13	at 3/2 Ohio State	1	0	6	0	6	0.0	0.0	1	0	0	0
S.21.13	Oregon State	1	0	3	2	5	0.0	0.0	0	0	1	0
S.28.13	at New Mexico State	1	0	1	2	3	0.0	0.0	0	0	0	0
O.4.13	Nevada*	1	0	3	1	4	1.0	1.0	0	0	1	0
O.10.13	at Air Force*	1	0	1	1	2	0.0	0.0	0	0	0	0
O.26.13	15/18 Fresno State*	1	0	3	2	5	1.0	0.0	0	0	0	0
N.2.13	New Mexico*	--- Did Not Play - Injured ---										
N.9.13	at San José State*	1	0	0	2	2	0.0	0.0	0	1	0	0
N.16.13	at Hawai'i*	1	0	2	1	3	0.0	0.0	0	0	1	0
N.23.13	Boise State*	1	0	2	0	2	1.0	0.0	0	1	0	0
N.30.13	at UNLV*	1	0	2	0	2	0.0	0.0	0	0	0	0
D.21.13	vs. Buffalo&	1	0	1	2	3	0.0	0.0	0	0	0	0
A.30.14	Northern Arizona	1	1	3	1	4	0.0	0.0	0	0	0	0
S.6.14	at 21/23 No. Carolina	1	1	3	1	4	1.0	0.0	0	0	0	0
S.20.14	at Oregon State	1	1	0	1	1	0.0	0.0	0	0	0	0
S.27.14	UNLV*	1	1	3	1	4	0.0	0.0	0	3	0	0
O.3.14	at Fresno State*	1	1	5	0	5	0.0	0.0	0	1	0	0
O.10.14	at New Mexico*	1	1	4	1	5	0.0	0.0	0	2	0	0
O.18.14	Hawai'i*	1	1	2	4	6	0.0	0.0	1	2	0	0
N.1.14	at Nevada*	1	1	3	2	5	1.0	0.0	0	1	0	0
N.8.14	Idaho	1	1	1	2	3	0.0	0.0	0	1	0	0
N.15.14	at Boise State*	1	1	4	3	7	0.0	0.0	0	1	0	0
N.21.14	Air Force*	1	1	4	0	4	1.0	0.0	0	1	0	1
N.29.14	San José State*	1	1	3	1	4	0.0	0.0	0	1	0	0
D.23.14	Navy#	1	1	5	1	6	1.0	0.0	0	0	0	0
S.5.15	San Diego	1	1	3	0	3	2.0	0.0	3	0	0	0
S.12.15	at California	1	1	5	2	7	0.0	0.0	0	1	0	0
S.19.15	South Alabama	1	1	10	1	11	0.0	0.0	0	2	1	0
S.26.15	at Penn State	1	1	6	2	8	0.5	0.0	0	0	0	0
O.3.15	Fresno State*	1	1	3	1	4	0.0	0.0	0	0	0	0
O.10.15	at Hawai'i*	1	1	1	0	1	0.0	0.0	1	0	0	0
O.17.15	at San José State*	1	1	7	2	9	1.0	0.0	1	0	0	0
O.23.15	Utah State*	1	1	3	1	4	0.0	0.0	0	1	0	0
O.31.15	at Colorado State*	1	1	5	2	7	0.0	0.0	1	0	1	0
N.14.15	Wyoming*	1	1	3	2	5	0.0	0.0	0	2	0	0
N.21.15	at UNLV*	1	1	2	1	3	0.0	0.0	0	0	0	0
N.28.15	Nevada*	1	1	3	1	4	1.0	0.0	1	1	0	0
D.5.15	Air Force`	1	1	2	1	3	1.0	0.0	0	0	0	0
D.24.15	vs. Cincinnati%	1	1	5	1	6	0.0	0.0	1	0	0	0
S.3.16	New Hampshire	1	1	3	1	4	0.0	0.0	0	0	0	0
S.10.16	California	1	1	5	1	6	0.0	0.0	1	3	0	0
S.17.16	at Northern Illinois	1	1	5	0	5	1.0	0.0	1	0	0	0
O.1.16	at South Alabama	1	1	4	1	5	1.0	0.0	0	0	0	0
O.8.16	UNLV*	1	1	5	0	5	1.0	0.0	0	1	0	0
O.14.16	at Fresno State*	1	1	4	1	5	0.0	0.0	1	0	0	0
O.21.16	San José State*	1	1	1	1	2	0.0	0.0	0	0	0	0
O.28.16	at Utah State*	1	1	0	2	2	0.0	0.0	0	0	0	0
N.5.16	Hawai'i*	1	1	3	1	4	0.0	0.0	2	1	0	0
N.12.16	at Nevada*	1	1	3	3	6	0.0	0.0	0	1	0	0
N.19.16	at Wyoming*	1	1	3	3	6	0.0	0.0	0	0	0	0
N.26.16	Colorado State*	1	1	3	1	4	0.0	0.0	0	0	0	0
D.3.16	at Wyoming@	1	1	2	4	6	0.0	0.0	2	2	0	0

*Bold indicates season high. * - Mountain West game. & - 2013 Famous Idaho Potato Bowl (Bronco Stadium; Boise, Idaho). # - 2014 San Diego County Credit Union Poinsettia Bowl (Qualcomm Stadium; San Diego, Calif.). `` - 2015 Sports Authority Mountain West Championship (Qualcomm Stadium; San Diego, Calif.). % - 2015 Hawai'i Bowl (Aloha Stadium; Honolulu, Hawaii). @ - 2016 Mountain West Championship (War Memorial Stadium; Laramie, Wyo.).*

#59 KYLE KELLEY

Defensive End • Senior • 6-3 • 260 • Irvine, Calif. • Saddleback JC

• **At San Diego State:** Came to SDSU in 2015 with three years of collegiate experience, including two years at Arizona ... Excellent pass rusher who has performed well in limited action ... Is listed as the starter at right defensive end for the season after starting there the final two

games of 2015, including the Mountain West Championship game vs. Air Force and the Hawai'i Bowl against Cincinnati.

• **2016 (Senior):** Is a honorable-mention all-Mountain West performer ... Was named a pre-season first-team all-Mountain West selection by *Lindy's Sports*, a second-team pick by *Athlon Sports* and a third-team honoree by *Phil Steele's 2016 College Football Preview* ... Has 39 tackles (17 solo), including 6.5 tackles for loss, five sacks for 33 yards, a fumble recovery, a pass breakup and 12 quarterback hurries in 13 starts on the season ... **vs. New Hampshire (Sept. 3)** ... Started for the third straight game and third time overall in the opener against New Hampshire, coming up with two tackles and a 5-yard sack (and TFL) ... **vs. California (Sept. 10)** ... Made three stops with 1.5 TFL for six yards vs. California ... Also added a QBH ... **at Northern Illinois (Sept. 17)** ... Came up with three tackles (two solo) at Northern Illinois ... **at South Alabama (Oct. 1)** ... Had three stops (one solo) with a 6-yard sack (and TFL) in another start at South Alabama ... **UNLV (Oct. 8)** ... Registered four tackles (three solo) against UNLV, while adding a quarterback hurry ... **at Fresno State (Oct. 14)** ... Made two stops (one solo) with a 8-yard sack (and TFL) at Fresno State ... The sack came on a 3rd and 5 play on the SDSU 40-yard line, which forced the Bulldogs to punt down, 17-3 ... **vs. San José State (Oct. 21)** ... Made two quarterback hurries in another start against San José State ... **at Utah State (Oct. 28)** ... Came up with a tackle and a QBH at Utah State in a start ... **vs. Hawai'i (Nov. 5)** ... Made three assisted stops and a quarterback hurry in a start against Hawai'i ... **at Nevada (Nov. 12)** ... Had a season-high seven stops (four solo) and a quarterback hurry in a start at Nevada ... **at Wyoming (Nov. 19)** ... Came up with six tackles, a pass breakup and a quarterback hurry at Wyoming ... **vs. Colorado State (Nov. 26)** ... Started for a 14th straight game against Colorado State, but did not find the stat sheet ... **at Wyoming (Dec. 3)** ... Had a big game at Wyoming in the MW Championship, registering five tackles, including two sacks (and tackles for loss) for 14 yards, a fumble recovery and a quarterback hurry ... The fumble recovery was the first of his career ... His final sack for five yards late in the fourth quarter came on fourth down and allowed SDSU to kneel down for the victory.

• **2015 (Junior):** Played in the team's only 14 games with two starts, collecting 24 tackles (15 solo) with nine tackles for loss, 7.5 sacks, a pass breakup, a forced fumble, a blocked kick and eight quarterback hurries ... Led the team in quarterback hurries and ranked second in sacks despite starting only the final two games ... Logged his first snaps in a reserve role against San Diego, making two tackles (one solo) ... Recorded two tackles (one solo) with 0.5 tackles for loss off the bench at California ... Had one tackle in a reserve role vs. South Alabama, while adding a pass breakup and a quarterback hurry ... Had a good game at Penn State, making a solo tackle - a 3-yard sack (and TFL) - and blocking a field goal attempt ... The sack and blocked field goal were the first of his career ... Played again off the pine against Fresno State, but did not record a stat for the first time of the year ... Did not record a stat at Hawai'i ... Also didn't find the stat sheet at San José State ... Had a solo tackle in a reserve role against Utah State ... Came up with an assisted tackle at Colorado State, which went down as a 1/2 tackle for loss ... Did not make the stat sheet in reserve time vs. Wyoming ... Had the best game of his career at UNLV at the time, making three tackles (two solo) with career bests of 2.5 tackles for loss (13 yards), a pair of sacks for 12 yards and three quarterback hurries ... Logged his most time of his Aztec career with Alex Barrett missing most of the game with a knee injury ... Had another good game off the bench vs. Nevada, making a solo tackle - a 4-yard sack (and TFL) - with his first career forced fumble, and a quarterback hurry ... Made his first career start against Air Force in the Mountain West Championship game, making three tackles (two solo) and recording the team's only quarterback hurry ... Had a huge game vs. Cincinnati in the Hawai'i Bowl, recording career highs of nine tackles (six solo), 3.5 sacks and 3.5 tackles for loss for 25 yards ... The 3.5 sacks set a Hawai'i Bowl record, were the most in a bowl game this season, were tied for the third most in a game in program history and were tied for the 10th most in a game in the country in 2015 ... The nine tackles also tied teammates Na'im McGee and Kameron Kelly for the most in the game ... For his efforts, he was named to the *USA Today Sports All-Bowl Team* and the Associated Press All-Bowl Team.

• **At Saddleback JC (2014):** Played in all 10 games at Saddleback College in 2014, registering 46 tackles (23), 9.5 sacks, 13 tackles for loss, a 34-yard fumble recovery, an interception and two pass breakups ... Was named to the all-California team by CCCFCA and the NCS League First Team.

• **At Univ. of Arizona (2012-13):** Was at Arizona from 2012-13, making two tackles (one solo) in 12 games in 2013 and redshirting the 2012 campaign.

• **High School:** Was a *PrepStar* All-American and Parade All-American at Woodbridge High in Irvine, Calif. ... Picked as a *Tacoma News Tribune* Western 100 ... Also was on the *CalHSports* all-state first team (medium schools) ... Logged 87 tackles and 22 sacks as a senior, earning Pacific Coast League Defensive MVP honors ... Also was an all-Orange County and all-CIF hon-

oree ... Played in the Cal-State All-Star game ... Added 21 receptions for 382 yards and 5 TDs at tight end ... Was a four-star recruit by Rivals, and a three-star pick by ESPN, Scout and 247sports.

- **Personal:** Kyle Christopher Kelley was born Sept. 3, 1993, in Santa Monica, Calif. ... Son of Charles and Colleen Kelley ... Picked Arizona out of high school over offers from Arizona State, Colorado, Florida, North Carolina State, Northern Illinois, Oklahoma, UCLA, Utah, Vanderbilt, Washington and Washington State ... Is majoring in social science.

Kelley's Career Statistics

Defense	* at Arizona										
Season	GP	GS	UA	A	TT	TFL	Sk	Int.	PBU	FF	FR
2013*	12	0	1	1	2	0.0	0.0	0	0	0	0
2015	14	2	15	9	24	9.0	7.5	0	1	1	0
2016	13	13	17	22	39	6.5	5.0	0	1	0	1
Career	39	15	33	32	65	15.5	12.5	0	2	1	1

Career Highs: Tackles: 9 vs. Hawai'i (12/25/15); Tackles For Loss: 3.5 vs. Hawai'i (12/25/15); Sacks: 3.5 vs. Hawai'i (12/25/15); Pass Breakups: 1 at Wyoming (11/19/16), vs. South Alabama (9/19/15); Forced Fumbles: 1 vs. Nevada (11/28/15); Fumble Recoveries: 1 at Wyoming (12/3/16); Blocked Kicks: 1 at Penn State (9/26/15).

2016 Highs: Tackles: 7 at Nevada (11/12/16); Tackles For Loss: 2.0 at Wyoming (12/3/16); Sacks: 2.0 at Wyoming (12/3/16); Pass Breakups: 1 at Wyoming (11/19/16); Fumble Recoveries: 1 at Wyoming (12/3/16).

Kelley's Career Game-by-Game

Defense	Date	Opponent	GP	GS	UA	A	TT	TFL	Sk.	Int.	PBU	FF	FR
	A.30.13	Northern Arizona	1	0	1	0	1	0.0	0.0	0	0	0	0
	S.7.13	at UNLV	1	0	0	0	0	0.0	0.0	0	0	0	0
	S.14.13	UTSA	1	0	0	0	0	0.0	0.0	0	0	0	0
	S.28.13	at WashingtonS	1	0	0	0	0	0.0	0.0	0	0	0	0
	O.10.13	at USCS	1	0	0	0	0	0.0	0.0	0	0	0	0
	O.19.13	UtahS	1	0	0	0	0	0.0	0.0	0	0	0	0
	O.26.13	at ColoradoS	1	0	0	0	0	0.0	0.0	0	0	0	0
	N.2.13	at CaliforniaS	1	0	0	0	0	0.0	0.0	0	0	0	0
	N.9.13	UCLAS	1	0	0	0	0	0.0	0.0	0	0	0	0
	N.16.13	Washington StateS	1	0	0	0	0	0.0	0.0	0	0	0	0
	N.23.13	OregonS	1	0	0	1	1	0.0	0.0	0	0	0	0
	N.30.13	at Arizona State&	1	0	0	0	0	0.0	0.0	0	0	0	0
	D.31.13	vs. Boston College+	--- Did Not Play ---										
	S.5.15	San Diego	1	0	1	1	2	0.0	0.0	0	0	0	0
	S.12.15	at California	1	0	1	1	2	0.5	0.0	0	0	0	0
	S.19.15	South Alabama	1	0	0	1	1	0.0	0.0	0	1	0	0
	S.26.15	at Penn State	1	0	1	0	1	1.0	1.0	0	0	0	0
	O.3.15	Fresno State*	1	0	0	0	0	0.0	0.0	0	0	0	0
	O.10.15	at Hawai'i*	1	0	0	0	0	0.0	0.0	0	0	0	0
	O.17.15	at San José State*	1	0	0	0	0	0.0	0.0	0	0	0	0
	O.23.15	Utah State*	1	0	1	0	1	0.0	0.0	0	0	0	0
	O.31.15	at Colorado State*	1	0	0	1	1	0.0	0.0	0	0	0	0
	N.14.15	Wyoming*	1	0	0	0	0	0.0	0.0	0	0	0	0
	N.21.15	at UNLV*	1	0	2	1	3	2.5	2.0	0	0	0	0
	N.28.15	Nevada*	1	0	1	0	1	1.0	1.0	0	0	1	0
	D.5.15	Air Force``	1	1	2	1	3	0.0	0.0	0	0	0	0
	D.24.15	vs. Cincinnati%	1	1	6	3	9	3.5	3.5	0	0	0	0
	S.3.16	New Hampshire	1	1	1	1	2	1.0	1.0	0	0	0	0
	S.10.16	California	1	1	1	2	3	1.5	0.0	0	0	0	0
	S.17.16	at Northern Illinois	1	1	2	1	3	0.0	0.0	0	0	0	0
	O.1.16	at South Alabama	1	1	1	2	3	1.0	1.0	0	0	0	0
	O.8.16	UNLV*	1	1	3	1	4	0.0	0.0	0	0	0	0
	O.14.16	at Fresno State*	1	1	1	1	2	1.0	1.0	0	0	0	0
	O.21.16	San José State*	1	1	0	0	0	0.0	0.0	0	0	0	0
	O.28.16	at Utah State*	1	1	0	1	1	0.0	0.0	0	0	0	0
	N.5.16	Hawai'i*	1	1	0	3	3	0.0	0.0	0	0	0	0
	N.12.16	at Nevada*	1	1	4	3	7	0.0	0.0	0	0	0	0
	N.19.16	at Wyoming*	1	1	2	4	6	0.0	0.0	0	1	0	0

N.26.16	Colorado State*	1	1	0	0	0	0.0	0.0	0	0	0	0
D.3.16	at Wyoming@	1	1	2	3	5	2.0	2.0	0	0	0	1

*Bold indicates season high. S - Pac-12 game. * - Mountain West game. + - 2013 AdvoCare V100 Bowl (Independence Stadium; Shreveport, La.). `` - 2015 Sports Authority Mountain West Championship (Qualcomm Stadium; San Diego, Calif.). % - 2015 Hawai'i Bowl (Aloha Stadium; Honolulu, Hawaii). @ - 2016 Mountain West Championship (War Memorial Stadium; Laramie, Wyo.).*

#7 KAMERON KELLY

Warrior • Junior • 6-2 • 195 • Murphy, Texas • Wylie High

- **At San Diego State:** An athletic, player who came to SDSU as an "athlete" and played right away as a true freshman in 2014 ... Will see time on defense and could even see time as a kick returner ... Is listed as the co-starter with Trey Lomax at one of the two Warrior (safety) positions in Rocky Long's 3-3-5 defense, but has yet to start a game this year.
- **2016 (Junior):** Has played in all 13 of SDSU's games, making 36 tackles (18 solo) with three interceptions and five pass breakups ... Is tied for the team in punt return tackles (4) and is second in special teams tackles (9) ... Ranks seventh in the MW in interceptions per game (0.24) ... **vs. New Hampshire (Sept. 3)** ... Came off the bench to make one assisted tackle with a pass breakup ... **vs. California (Sept. 10)** ... Had a big game off the bench vs. California, making four tackles (all solo) with an interception and a pass breakup ... The interception came in the end zone and led to an Aztec touchdown ... **at Northern Illinois (Sept. 17)** ... Made a solo stop off the bench at Northern Illinois ... **at South Alabama (Oct. 1)** ... Registered three stops (two solo) in a reserve role at South Alabama ... **vs. UNLV (Oct. 8)** ... Had two tackles (one solo) off the pine vs. UNLV ... **at Fresno State (Oct. 14)** ... Had four tackles and a 20-yard interception off the bench at Fresno State ... **vs. San José State (Oct. 21)** ... Registered three tackles (two solo) with a PBU in a reserve role vs. San José State ... **at Utah State (Oct. 28)** ... Made four stops (all assisted) at Utah State ... **vs. Hawai'i (Nov. 5)** ... Came up with three tackles - all solo - off the bench vs. Hawai'i ... **at Nevada (Nov. 12)** ... Had a good game in a reserve role at Nevada, registering two stops with an interception and a pass breakup ... The interception was his third this season and fifth of his career, and led to an Aztec touchdown run ... **at Wyoming (Nov. 19)** ... Registered a season-high five tackles off the bench at Wyoming ... **vs. Colorado State (Nov. 26)** ... Came up with four stops off the pine vs. Colorado State ... **at Wyoming (Dec. 3)** ... Had a pass breakup in significant time off the bench at Wyoming in the MW Championship game.
- **2015 (Sophomore):** Had 58 tackles (37 solo) in 13 games (all starts) with three tackles for loss, three pass breakups and two interceptions for 31 yards... Missed the opener with San Diego for violation of team rules ... Made his first career start in just his seventh game at California ... Finished with four tackles (two solo) ... Came up with four tackles (one solo) and his first career pass breakup in his second straight start vs. South Alabama ... Had eight tackles (six solo) at Penn State in his third consecutive start, while adding a pass breakup with a diving play in the end zone ... Had just nine career tackles prior to recording eight at PSU ... Recorded four tackles (three solo) with a pass breakup in a fourth straight start vs. Fresno State ... Made eight tackles (five solo) in another start at Hawai'i ... The eight stops matched a career high ... Registered five stops in a start at San José State ... Had a solo stop against Utah State in another start ... Made three tackles (two solo) and had his first career interception for 16 yards at Colorado State ... The interception led to a 54-yard field goal by Donny Hageman as time expired in the first half, giving the Aztecs a 13-10 lead ... Made one solo tackle, a 1-yard loss, in another start against Wyoming ... Came up with three solo tackles, a 15-yard interception and a tackle for loss in a start at UNLV ... Finished with an assisted tackle against Nevada in a starting role ... Came up with seven tackles (five solo) vs. Air Force in the Mountain West Championship game ... Made a career-high nine stops (seven solo) with a tackle for loss in another start vs. Cincinnati in the Hawai'i Bowl.
- **2014 (Freshman):** Worked into the two-deep as a true freshman heading into the Fresno State game as the backup to Trey Lomax at one of the two Warrior spots, where he remained for three contests before having surgery on a leg for compartment syndrome late after the Hawai'i game on Oct. 18 ... Missed the final six games with that injury ... Played in six games, making one tackle and blocking a punt ... Was one of eight true freshmen to see action ... Also saw time on special teams, mainly as a kick returner, where he returned five kicks for 131 yards (26.2 avg.) ... The 26.2 average led the team, while his long of 56 yards was second ... Did not play in the opener vs. Northern Arizona ... Came off the bench in his first collegiate appearance at No. 21/23 North Carolina, but did not record a stat ... Logged his first career tackle on special teams at Oregon State ... Played again against UNLV, blocking a punt, SDSU's lone blocked punt of the season ... Logged time on special teams at Fresno State, where he returned a kick 56 yards, the longest by an Aztec this season ... Played again at New Mexico and

had a 13-yard kick return ... Logged time again against Hawai'i, returning a kick for 25 yards ... Was taken out late in the game with a leg injury ... Later was diagnosed with compartment syndrome and was operated on early the next day (Oct. 19), ending his season ... Did not travel to the Nevada contest ... Did not suit up against Idaho ... Also did not travel to Boise State ... Did not suit up again vs. Air Force ... Also did not play vs. San José State ... Could have played vs. Navy in the Poinsettia Bowl, but was held out as a precaution.

- **High School:** A three-year letterwinner at Wylie High School in Murphy, Texas ... Named the 4A Region II District 13 Player of the Year after racking up 4,000 all-purpose yards ... An academic all-state selection ... Completed 56-of-96 passes (58.3 percent) for 841 yards with five touchdowns as a senior ... Led the Pirates to a 9-5 overall record and an appearance in the 4A D1 Quarterfinals ... Also rushed for 568 yards and 13 touchdowns on 86 carries and caught 59 passes for 950 yards and 11 scores ... Recorded seven interceptions on defense ... Lettered in basketball and track & field as well ... Is a three-star recruit by Scout.com, and a two-star recruit by both Rivals.com and 247sports.com ... 247sports gave him a grade of 75.
- **Personal:** Kameron Rashad Kelly was born Aug. 19, 1996, in Round Rock, Texas ... Son of Curley Kelly and Toni Milburn and stepson of Joseph Milburn and Millie Kelly ... Chose SDSU over offers from Alabama A&M, Alabama State, Florida A&M, Grambling, Houston Baptist, Kent State, Lamar, Louisiana-Monroe, Navy, Northern Colorado, Prairie View A&M, Sam Houston State, South Dakota State, Stephen F. Austin, Texas Southern and Texas Tech ... Is majoring in kinesiology.

Kelly's Career Statistics

Defense

Season	GP	GS	UA	A	TT	TFL	Sk	Int.	PBU	FF	FR
2014	6	0	0	1	1	0.0	0.0	0	0	0	0
2015	13	13	37	21	58	3.0	0.0	2	3	0	0
2016	12	0	18	18	36	0.0	0.0	3	5	0	0
Career	31	13	55	40	95	3.0	0.0	5	8	0	0

Career Highs: Tackles: 9 vs. Cincinnati (12/24/15); Tackles For Loss: 1.0 vs. Cincinnati (12/24/15), at UNLV (11/21/15), vs. Wyoming (11/14/15); Interceptions: 1, five times; Pass Breakups: 1, eight times; Blocked Punts: 1 vs. UNLV (9/27/14); Kick Returns: 2 vs. UNLV (9/27/14); Long Kick Return: 56 at Fresno State (10/3/14); Kick Return Yards: 56 at Fresno State (10/3/14).

2016 Highs: Tackles: 5 at Wyoming (11/19/16); Interceptions: 1 at Nevada (11/12/16), at Fresno State (10/14/16), vs. California (9/10/16); Pass Breakups: 1, five times.

Kelly's Career Game-by-Game

Defense

Date	Opponent	GP	GS	UA	A	TT	TFL	Sk.	Int.	PBU	FF	FR
A.30.14	Northern Arizona	--- Did Not Play ---										
S.6.14	at 21/23 No. Carolina	1	0	0	0	0	0.0	0.0	0	0	0	0
S.20.14	at Oregon State	1	0	0	1	1	0.0	0.0	0	0	0	0
S.27.14	UNLV*	1	0	0	0	0	0.0	0.0	0	0	0	0
O.3.14	at Fresno State*	1	0	0	0	0	0.0	0.0	0	0	0	0
O.10.14	at New Mexico*	1	0	0	0	0	0.0	0.0	0	0	0	0
O.18.14	Hawai'i*	1	0	0	0	0	0.0	0.0	0	0	0	0
N.1.14	at Nevada*	--- Did Not Play - Injured ---										
N.8.14	Idaho	--- Did Not Play - Injured ---										
N.15.14	at Boise State*	--- Did Not Play - Injured ---										
N.21.14	Air Force*	--- Did Not Play - Injured ---										
N.29.14	San José State*	--- Did Not Play - Injured ---										
D.23.14	Navy#	--- Did Not Play - Injured ---										
S.5.15	San Diego	--- Did Not Play - Suspended ---										
S.12.15	at California	1	1	2	2	4	0.0	0.0	0	0	0	0
S.19.15	South Alabama	1	1	1	3	4	0.0	0.0	0	1	0	0
S.26.15	at Penn State	1	1	6	2	8	0.0	0.0	0	1	0	0
O.3.15	Fresno State*	1	1	3	1	4	0.0	0.0	0	1	0	0
O.10.15	at Hawai'i*	1	1	5	3	8	0.0	0.0	0	0	0	0
O.17.15	at San José State*	1	1	1	4	5	0.0	0.0	0	0	0	0
O.23.15	Utah State*	1	1	1	0	1	0.0	0.0	0	0	0	0
O.31.15	at Colorado State*	1	1	2	1	3	0.0	0.0	1	0	0	0
N.14.15	Wyoming*	1	1	1	0	1	1.0	0.0	0	0	0	0
N.21.15	at UNLV*	1	1	3	0	3	1.0	0.0	1	0	0	0
N.28.15	Nevada*	1	1	0	1	1	0.0	0.0	0	0	0	0

D.5.15	Air Force**	1	1	5	2	7	0.0	0.0	0	0	0	0
D.24.15	vs. Cincinnati%	1	1	7	2	9	1.0	0.0	0	0	0	0
S.3.16	New Hampshire	1	0	0	1	1	0.0	0.0	0	1	0	0
S.10.16	California	1	0	4	0	4	0.0	0.0	1	1	0	0
S.17.16	at Northern Illinois	1	0	1	0	1	0.0	0.0	0	0	0	0
O.1.16	at South Alabama	1	0	2	1	3	0.0	0.0	0	0	0	0
O.8.16	UNLV*	1	0	1	1	2	0.0	0.0	0	0	0	0
O.14.16	at Fresno State*	1	0	1	3	4	0.0	0.0	1	0	0	0
O.21.16	San José State*	1	0	2	1	3	0.0	0.0	0	1	0	0
O.28.16	at Utah State*	1	0	0	4	4	0.0	0.0	0	0	0	0
N.5.16	Hawai'i*	1	0	3	0	3	0.0	0.0	0	0	0	0
N.12.16	at Nevada*	1	0	1	1	2	0.0	0.0	1	1	0	0
N.19.16	at Wyoming*	1	0	2	3	5	0.0	0.0	0	0	0	0
N.26.16	Colorado State*	1	0	1	3	4	0.0	0.0	0	0	0	0
D.3.16	at Wyoming@	1	0	0	0	0	0.0	0.0	0	1	0	0

*Bold indicates season high. * - Mountain West game. # - 2014 San Diego County Credit Union Poinsettia Bowl (Qualcomm Stadium; San Diego, Calif.). ** - 2015 Sports Authority Mountain West Championship (Qualcomm Stadium; San Diego, Calif.). % - 2015 Hawai'i Bowl (Aloha Stadium; Honolulu, Hawaii). @ - 2016 Mountain West Championship (War Memorial Stadium; Laramie, Wyo.).*

#39 RONLEY LAKALAKA

Linebacker • Sophomore • 6-0 • 225 • Kalihi, Hawaii • Punahou HS

- **At San Diego State:** Physical linebacker who has a ton of potential ... Moved into the two-deep for the South Alabama game as a true freshman in 2015 with Jake Fely injured and stayed there for the rest of the season ... Is slated as the co-starter at one of the outside linebacker spots with senior Austin Wyatt-Thayer heading into the Las Vegas Bowl game, but has started 12 of the team's 13 games.
- **2016 (Sophomore):** Has played in all 13 games, starting 12 times ... Has 64 tackles (32 solo), two tackles for loss, two interceptions for 20 yards and a touchdown, a pass breakup and five quarterback hurries on the season ... His 64 tackles rank second on the team ... **vs. New Hampshire (Sept. 3)** ... Came up with a then-career-high five tackles (three solo) in his first career start against New Hampshire in the opener ... **vs. California (Sept 10)** ... Had another good game off the bench against California, registering four tackles (two solo) and a 9-yard interception returned for a touchdown ... The touchdown put the Aztecs up, 28-21, late in the second quarter, a lead they would never relinquish ... The interception (and touchdown) was the first of his career ... **at Northern Illinois (Sept. 17)** ... Earned his second career start at Northern Illinois, making four stops (two solo) ... **at South Alabama (Oct. 1)** ... Had three tackles (two solo) in a third career start at South Alabama ... **vs. UNLV (Oct. 8)** ... Came up with four tackles (three solo) in a fourth start vs. UNLV ... Also had a 1/2 tackle for loss for two yards and his first two career quarterback hurries ... **at Fresno State (Oct. 14)** ... Registered three tackles in a fourth straight start (fifth of the year) at Fresno State ... **vs. San José State (Oct. 21)** ... Came up with two stops (one solo) and three quarterback hurries in a start against San José State ... **at Utah State (Oct. 28)** ... Had six tackles in a start at Utah State, leading the team in stops for the first time of his career ... **vs. Hawai'i (Nov. 5)** ... Had another good game in a start vs. Hawai'i, coming up with four tackles and a 11-yard interception ... The interception led to a John Baron field goal ... **at Nevada (Nov. 12)** ... Made five stops in another start at Nevada ... **at Wyoming (Nov. 19)** ... Finished with a career-high 12 tackles (8 solo) and a PBU at Wyoming ... Led the team in tackles for the second time of the season (and career) ... Reached double digits in tackles for the first time of his career ... **vs. Colorado State (Nov. 26)** ... Registered six tackles in a start vs. Colorado State ... **at Wyoming (Dec. 3)** ... Came up with six stops (four solo), including a career-high 1.5 tackles for loss in a start at Wyoming in the MW Championship game.
- **2015 (Freshman):** Played in 11 games on the season, making 11 tackles with one quarterback hurry ... Mainly was used on special teams, but gradually logged more snaps in the backfield toward the end of the season ... Was on the travel roster, but did not play in the first three games of the season against San Diego, at California and vs. South Alabama ... Logged his first appearance of his Division I career at Penn State on special teams without finding the stat sheet ... Played again vs. Fresno State, but did not record a stat ... Logged his first stat, making an assisted tackle at Hawai'i ... Logged significant snaps on defense at San José State with starter Jake Fely injured for the second half ... Had three tackles (two solo) in the contest ... Had a solo tackle against Utah State off the bench ... Came up with an assisted stop in time off the pine at Colorado State ... Made an assisted tackle against Wyoming ... Registered two stops

(one solo) off the pine at UNLV ... Did not record a stat in time off the bench vs. Nevada ... Also did not find the stat sheet in a reserve role vs. Air Force in the Mountain West Championship game ... Had two tackles (one solo) and picked up his first career quarterback hurry vs. Cincinnati in the Hawai'i Bowl.

- **High School:** Recorded a team-high seven sacks, along with two interceptions as a senior at Punahou High School in Kalihi, Hawaii, according to MaxPreps.com ... Led Punahou to an 8-1 overall record and an appearance in the HHSAA Division I championship game in 2014 ... Was a two-time all-state first-team selection and a two-time ILH first-team pick ... Led the team in tackles and was chosen as the hardest hitting player on the team ... A three-star recruit by Scout and a two-star recruit by Rivals
- **Personal:** Ronley Saumaniafaese Lealao Lakalaka was born Jan. 23, 1997, in Honolulu, Hawaii ... Picked SDSU over an offer from Hawai'i and also had interest from California ... Brother, Steven, is a senior running back at Hawai'i ... Is majoring in business administration with an emphasis on finance.

Lakalaka's Career Statistics

Season	GP	GS	UA	A	TT	TFL	Sk	Int.	PBU	FF	FR
2015	11	0	5	6	11	0.0	0.0	0	0	0	0
2016	13	12	32	32	64	2.0	0.0	2	1	0	0
Career	24	12	37	38	75	2.0	0.0	2	1	0	0

Career/2016 Highs: Tackles: 12 at Wyoming (11/19/16); Tackles For Loss: 2.0 at Wyoming (12/3/16); Interceptions: 1 vs. Hawai'i (11/5/16), vs. California (9/10/16); Pass Breakups: 1 at Wyoming (11/19/16); Defensive Touchdowns: 1 vs. California (9/10/16).

Lakalaka's Career Game-by-Game

Date	Opponent	GP	GS	UA	A	TT	TFL	Sk.	Int.	PBU	FF	FR
S.5.15	San Diego			--- Did Not Play ---								
S.12.15	at California			--- Did Not Play ---								
S.19.15	South Alabama			--- Did Not Play ---								
S.26.15	at Penn State	1	0	0	0	0	0.0	0.0	0	0	0	0
O.3.15	Fresno State*	1	0	0	0	0	0.0	0.0	0	0	0	0
O.10.15	at Hawai'i*	1	0	0	1	1	0.0	0.0	0	0	0	0
O.17.15	at San José State*	1	0	2	1	3	0.0	0.0	0	0	0	0
O.23.15	Utah State*	1	0	1	0	1	0.0	0.0	0	0	0	0
O.31.15	at Colorado State*	1	0	0	1	1	0.0	0.0	0	0	0	0
N.14.15	Wyoming*	1	0	0	1	1	0.0	0.0	0	0	0	0
N.21.15	at UNLV*	1	0	1	1	2	0.0	0.0	0	0	0	0
N.28.15	Nevada*	1	0	0	0	0	0.0	0.0	0	0	0	0
D.5.15	Air Force``	1	0	0	0	0	0.0	0.0	0	0	0	0
D.24.15	vs. Cincinnati%	1	0	1	1	2	0.0	0.0	0	0	0	0
S.3.16	New Hampshire	1	1	3	2	5	0.0	0.0	0	0	0	0
S.10.16	California	1	0	2	2	4	0.0	0.0	1	0	0	0
S.17.16	at Northern Illinois	1	1	2	2	4	0.0	0.0	0	0	0	0
O.1.16	at South Alabama	1	1	2	1	3	0.0	0.0	0	0	0	0
O.8.16	UNLV*	1	1	3	1	4	0.5	0.0	0	0	0	0
O.14.16	at Fresno State*	1	1	1	2	3	0.0	0.0	0	0	0	0
O.21.16	San José State*	1	1	1	1	2	0.0	0.0	0	0	0	0
O.28.16	at Utah State*	1	1	1	5	6	0.0	0.0	0	0	0	0
N.5.16	Hawai'i*	1	1	1	3	4	0.0	0.0	1	0	0	0
N.12.16	at Nevada*	1	1	2	3	5	0.0	0.0	0	0	0	0
N.19.16	at Wyoming*	1	1	8	4	12	0.0	0.0	0	1	0	0
N.26.16	Colorado State*	1	1	2	4	6	0.0	0.0	0	0	0	0
D.3.16	at Wyoming*	1	1	4	2	6	1.5	0.0	0	0	0	0

*Bold indicates season high. * - Mountain West game. `` - 2015 Sports Authority Mountain West Championship (Qualcomm Stadium; San Diego, Calif.). % - 2015 Hawai'i Bowl (Aloha Stadium; Honolulu, Hawaii). @ - 2016 Mountain West Championship (War Memorial Stadium; Laramie, Wyo.).*

#3 TREY LOMAX

Warrior • Junior • 5-11 • 190 • San Diego, Calif. • Mira Mesa HS

- **At San Diego State:** Fantastic athlete, who was also recruited to play baseball at San Diego State ... Is slated as the co-starter at one of the two Warrior spots with Kameron Kelly on the depth chart heading into the weekend, but has started the first 13 games this year ... Also is

slated to back up Parker Baldwin at the Aztec spot ... Has led SDSU in tackles in two of the 30 games he has appeared in over his career (both in 2014).

- **2016 (Junior):** Earned the start at one of the two Warrior spots in all 13 games this season ... Has 33 tackles (18 solo), 1.5 tackles for loss, a 10-yard interception and five pass breakups on the year ... **vs. New Hampshire (Sept. 3)** ... Made the start at one of the Warrior spots in the opener vs. New Hampshire, but did not find the stat sheet ... **vs. California (Sept. 10)** ... Started again vs. California, making four tackles (two solo) ... **at Northern Illinois (Sept. 17)** ... Made two tackles and chipped in with a 10-yard interception in a third straight start at Northern Illinois ... **at South Alabama (Oct. 1)** ... Registered three tackles (one solo) and a pass breakup at South Alabama in a fourth consecutive start ... **vs. UNLV (Oct. 8)** ... Had an assisted tackle against UNLV in a starting role ... **at Fresno State (Oct. 14)** ... Came up with three stops (two solo) in a start at Fresno State ... **vs. San José State (Oct. 21)** ... Had a good game against San José State in another start, making a solo tackle - a 3-yard stop behind the line of scrimmage - and a pass breakup ... **at Utah State (Oct. 28)** ... Started once again at Utah State, making three stops (one solo), including 0.5 TFL for two yards ... **vs. Hawai'i (Nov. 5)** ... Had a solo tackle and a career-high two pass breakups in a start vs. Hawai'i ... **at Nevada (Nov. 12)** ... Made four stops and had a pass breakup in a 10th straight start at Nevada ... The PBU was deflected to Kameron Kelly for an interceptions ... **at Wyoming (Nov. 19)** ... Made two solo tackles in a start at Wyoming ... **vs. Colorado State (Nov. 26)** ... Had a season-high seven tackles (five solo) against Colorado State ... His previous best on the year was four stops ... **at Wyoming (Dec. 3)** ... Registered two assisted tackles in the MW Championship game at Wyoming.
- **2015 (Sophomore):** Was a fourth-team all-Mountain West preseason selection by Phil Steele ... Was named a "SDSU Player to Watch" by *Lindy's Sports* ... Was slated as one of the two starting Warriors in Rocky Long's 3-3-5 defense once again after a solid 2014 season, but hurt his knee in the opener and missed the next six games ... Came back to play against Utah State and started vs. Nevada at the Aztec spot with Na'im McGee sitting out the first week with a target penalty the week before ... Finished with nine tackles (six solo), including a tackle for loss, and a fumble recovery in two starts and five games ... Started the opener with San Diego, recording three tackles (two solo), including one behind the line of scrimmage, before leaving early with a knee injury ... Missed the next six games with the same knee injury ... Returned to play limited snaps against Utah State without recording a stat ... Had one assisted tackle and a fumble recovery in a reserve role at Colorado State ... The fumble recovery came in the end zone as the Rams were driving to try and tie the game up at 7-7 on their opening possession ... Did not play against Wyoming ... Saw limited time at UNLV without finding the stat sheet ... Started for the first time of his career at the Aztec spot against Nevada, making a season-high five tackles (four solo) ... Did not play in the Mountain West Championship vs. Air Force ... Also did not see any action vs. Cincinnati in the Hawai'i Bowl.
- **2014 (Freshman):** Received the Outstanding Freshman Award at the team banquet ... Played in his first 12 career games, starting the first 10 and again vs. San José State in the regular season finale ... Ranked in a tie for third on the team with 63 tackles and led the team with two fumble recoveries for 15 yards ... The 63 tackles were the most by an Aztec freshman since Andrew Preston had 72 in 2007 ... Also had three tackles for loss, a sack and three PBU's ... Made his first career start in his first career appearance in the opener vs. Northern Arizona ... Came up with six tackles, including four solo stops ... The six tackles were tied for second on the team ... Had a game-high 10 tackles (seven solo) at North Carolina ... The seven solo stops also were a game high ... Made a career-high 11 stops (six solo) at Oregon State ... The 11 stops tied J.J. Whittaker for the most of either team ... Made five tackles (four solo) with his first career sack and tackle for loss in the MW opener vs. UNLV ... Had another good game in his fifth straight start at Fresno State, recording four tackles (two solo), a 3-yard TFL and his first career fumble recovery, which he returned 10 yards ... Logged another start at New Mexico, where he had three solo stops, a TFL and his first career pass breakup ... Came up with three tackles (two solo) in a start against Hawai'i ... Made five tackles (three solo) in an eighth consecutive start at Nevada ... Recorded six stops (three solo) and added a PBU in a start at Warrior vs. Idaho ... Registered six tackles (three solo) in a 10th straight start at Boise State ... Came off the bench for the first time vs. Air Force with the defense moving to four linebackers and dropping to four defensive backs against the Falcons' unusual offense ... Did not make a tackle, but came up with his team-leading second fumble recovery of the season, which he returned five yards ... The recovery led to an Aztec field goal ... Had four stops with a PBU against San José State in his 11th start of the year ... Suited up, but did not play for the first time of the season vs. Navy in the Poinsettia Bowl.
- **2013 (Redshirt):** Gained valuable practice experience in his redshirt season, working behind five senior safeties, including 2014 NFL Draft picks Nat Berhe and Eric Pinkins.
- **High School:** Local prospect from Mira Mesa High School ... Two-time first-team all-Eastern

League selection and 2012 offensive MVP ... A two-year captain ... As a junior in 2011, had 109 tackles (82 solo) and four pass deflections as a defensive back, while scoring four times and passing for another four scores as a running back, wide receiver and quarterback ... A three-star recruit with a scout grade of 72 by ESPN ... A two-star recruit by both *Rivals.com* and *Scout.com* ... *247Sports.com* gave him an 85 and ranked him as the 78th-best safety in the country ... Hit .341 in 2012 for the Marauders with 22 runs, 16 RBIs and 10 stolen bases ... A two-time first-team all-league pick in baseball and team captain in 2012.

- **Personal:** Phillip Anthony Lomax III was born Dec. 5, 1994, in San Diego, Calif. ... Son of Phillip and Jamie Lomax ... Picked SDSU over Arizona State, Oregon State and Washington State, and also had interest from Cincinnati, Oregon, Tennessee, UCLA, USC and Washington ... Is majoring in criminal justice.

Lomax's Career Statistics

Season	GP	GS	UA	A	TT	TFL	Sk	Int.	PBU	FF	FR
2014	12	11	38	25	63	3.0	1.0	0	3	0	2
2015	5	2	6	3	9	1.0	0.0	0	0	0	1
2016	13	13	18	15	33	1.5	0.0	1	5	0	0
Career	30	26	62	43	105	5.5	1.0	1	8	0	3

Career Highs: Tackles: 11 at Oregon State (9/21/14); Tackles For Loss: 1.0, five times; Sacks: 1.0 vs. UNLV (9/27/14); Interceptions: 1 at Northern Illinois (9/17/16); Pass Breakups: 2 vs. Hawai'i (11/5/16); Fumble Recoveries: 1 at Colorado State (10/31/15), vs. Air Force (11/21/14), at Fresno State (10/3/14).

2016 Highs: Tackles: 7 vs. Colorado State (1/26/16); Tackles For Loss: 1.0 vs. San José State (10/21/16); Interceptions: 1 at Northern Illinois (9/17/16); Pass Breakups: 2 vs. Hawai'i (11/5/16).

Lomax's Career Game-by-Game

Date	Opponent	GP	GS	UA	A	TT	TFL	Sk.	Int.	PBU	FF	FR
A.30.14	Northern Arizona	1	1	4	2	6	0.0	0.0	0	0	0	0
S.6.14	at 21/23 No. Carolina	1	1	7	3	10	0.0	0.0	0	0	0	0
S.20.14	at Oregon State	1	1	6	5	11	0.0	0.0	0	0	0	0
S.27.14	UNLV*	1	1	4	1	5	1.0	1.0	0	0	0	0
O.3.14	at Fresno State*	1	1	2	2	4	1.0	0.0	0	0	0	1
O.10.14	at New Mexico*	1	1	3	0	3	1.0	0.0	0	1	0	0
O.18.14	Hawai'i*	1	1	2	1	3	0.0	0.0	0	0	0	0
N.1.14	at Nevada*	1	1	3	2	5	0.0	0.0	0	0	0	0
N.8.14	Idaho	1	1	3	3	6	0.0	0.0	0	1	0	0
N.15.14	at Boise State*	1	1	3	3	6	0.0	0.0	0	0	0	0
N.21.14	Air Force*	1	0	0	0	0	0.0	0.0	0	0	0	1
N.29.14	San José State*	1	1	1	3	4	0.0	0.0	0	1	0	0
D.23.14	Navy#	--- Did Not Play ---										
S.5.15	San Diego	1	1	2	1	3	1.0	0.0	0	0	0	0
S.12.15	at California	--- Did Not Play - Injured ---										
S.19.15	South Alabama	--- Did Not Play - Injured ---										
S.26.15	at Penn State	--- Did Not Play - Injured ---										
O.3.15	Fresno State*	--- Did Not Play - Injured ---										
O.10.15	at Hawai'i*	--- Did Not Play - Injured ---										
O.17.15	at San José State*	--- Did Not Play - Injured ---										
O.23.15	Utah State*	1	0	0	0	0	0.0	0.0	0	0	0	0
O.31.15	at Colorado State*	1	0	0	1	1	0.0	0.0	0	0	0	1
N.14.15	Wyoming*	--- Did Not Play ---										
N.21.15	at UNLV*	1	0	0	0	0	0.0	0.0	0	0	0	0
N.28.15	Nevada*	1	0	4	1	5	0.0	0.0	0	0	0	0
D.5.15	Air Force``	--- Did Not Play ---										
D.24.15	vs. Cincinnati%	--- Did Not Play ---										
S.3.16	New Hampshire	1	1	0	0	0	0.0	0.0	0	0	0	0
S.10.16	California	1	1	2	2	4	0.0	0.0	0	0	0	0
S.17.16	at Northern Illinois	1	1	2	0	2	0.0	0.0	1	0	0	0
O.1.16	at South Alabama	1	1	1	2	3	0.0	0.0	0	1	0	0
O.8.16	UNLV*	1	1	0	1	1	0.0	0.0	0	0	0	0
O.14.16	at Fresno State*	1	1	2	1	3	0.0	0.0	0	0	0	0
O.21.16	San José State*	1	1	1	0	1	1.0	0.0	0	1	0	0
O.28.16	at Utah State*	1	1	1	2	3	0.5	0.0	0	0	0	0
N.5.16	Hawai'i*	1	1	1	0	1	0.0	0.0	0	2	0	0

N.12.16	at Nevada*	1	1	1	3	4	0.0	0.0	0	1	0	0
N.19.16	at Wyoming*	1	1	2	0	2	0.0	0.0	0	0	0	0
N.26.16	Colorado State*	1	1	5	2	7	0.0	0.0	0	0	0	0
D.3.16	at Wyoming@	1	1	0	2	2	0.0	0.0	0	0	0	0

*Bold indicates season high. * - Mountain West game. # - 2014 San Diego County Credit Union Poinsettia Bowl (Qualcomm Stadium; San Diego, Calif.). `` - 2015 Sports Authority Mountain West Championship (Qualcomm Stadium; San Diego, Calif.). % - 2015 Hawai'i Bowl (Aloha Stadium; Honolulu, Hawaii). @ - 2016 Mountain West Championship (War Memorial Stadium; Laramie, Wyo.).*

#21 NA'IM MCGEE

(NYE-eem)

Aztec • Senior • 6-0 • 200 • Oakland, Calif. • Diablo Valley College

- **At San Diego State:** A Diablo Valley College transfer who joined SDSU in January 2014 for the spring campaign ... Finished the spring drills as the starter at the Aztec spot in Rocky Long's 3-3-5 defense, replacing three-year starter and current New York Giant Nat Berhe, where he has remained ever since ... Has led the team in tackles seven times over his career (in just 31 games) ... Will miss the rest of the season, however, with an injury to his foot in the fifth game of the season against UNLV.
- **2016 (Senior):** Had been named a "SDSU Player to Watch" by *Lindy's Sports* ... Started the first five games on the season before injuring a foot missing the rest of the year ... Had 20 tackles (nine solo) with an interception and a fumble recovery ... **vs. New Hampshire (Sept. 3)** ... Started once again against New Hampshire, making two tackles and an interception ... The interception - the first of his career - led to a Rashaad Penny rushing touchdown, the final score of the game ... **vs. California (Sept. 10)** ... Started again vs. California, where he had seven tackles (five solo) and his first career fumble recovery ... The fumble recovery led to a Rashaad Penny touchdown catch from Christian Chapman, giving the Aztecs a 7-0 lead ... **at Northern Illinois (Sept. 17)** ... Came up with three tackles at Northern Illinois before exiting the game in the second quarter with a stinger ... **at South Alabama (Oct. 1)** ... Registered eight tackles (two solo) at South Alabama ... The eight stops were tied with teammate Austin-Wyatt Thayer for the second most in the game of either team, only trailing teammate Calvin Munson's nine tackles ... **vs. UNLV (Oct. 8)** ... Started again vs. UNLV, but left early with a foot injury and will be sidelined for the rest of the season ... **at Fresno State (Oct. 14)** ... Did not travel to Fresno State because of the foot injury ... **vs. San José State (Oct. 21)** ... Was on the sideline in crutches for the game against San José State ... **at Utah State (Oct. 28)** ... Did not travel to Utah State ... **vs. Hawai'i (Nov. 5)** ... Also did not play vs. Hawai'i ... **at Nevada (Nov. 12)** ... Did not travel to Nevada ... **at Wyoming (Nov. 19)** ... Also did not travel to Wyoming ... **vs. Colorado State (Nov. 26)** ... Was honored at the pregame senior ceremony against Colorado State, sitting out with the same injury again ... **at Wyoming (Dec. 3)** ... Also did not travel to Wyoming for the MW Championship once again.
- **2015 (Junior):** Had 81 tackles (45 solo) on the season in 13 starts and 14 games overall to go along with 4.5 tackles for loss, a sack and seven pass breakups ... The 81 tackles ranked second on the team, while the seven pass breakups tied for third ... Made the start in the opener vs. San Diego, recording six tackles (all solo) and adding a pass breakup ... The six solo stops tied teammate Jake Fely for the most in the game among either team ... Made seven tackles with a PBU in another start at California ... Set a career high with 11 tackles vs. South Alabama, including a 3-yard tackle for loss ... The 11 tackles tied Damontae Kazee and Malik Smith for the most in the game ... Came up with a solo stop in another start at Penn State ... Had a solo tackle in a start vs. Fresno State ... Recorded six tackles (five solo) with a PBU at Hawai'i ... Made five stops at San José State ... Led the team with 10 tackles (five solo) against Utah State ... The 10 stops tied for the most in the game from either team ... Registered seven stops with a career-high two pass breakups and a tackle for loss at Colorado State ... The seven tackles tied for the second most on the team ... Made five tackles (three solo) vs. Wyoming with a 4-yard sack (and tackle for loss) ... It was the first sack of his career ... Came up with two stops (one solo) and a pass breakup before he was ejected from the game early in the second half with a targeting penalty ... Made one tackle (and 0.5 TFL) in the second half against Nevada after having to miss the first half with a previous targeting penalty ... Came up with a team-high and game-high-tying 10 tackles, including a 3-yard tackle for loss ... Was named the game's defensive most valuable player ... Had nine tackles, including eight solo, in the Hawai'i Bowl game vs. Cincinnati ... The nine stops tied Kyle Kelley and Kameron Kelly for the most on the team.
- **2014 (Sophomore):** Played in his first 12 career Division I games, starting the first nine, the regular season finale vs. San José State and the Poinsettia Bowl vs. Navy, only missing the Boise State contest with an injury ... Had 63 tackles (41 solo) on the season with a tackle for

loss for a total of four yards, two quarterback hurries and a pass breakup ... The 63 stops ranked in a tie for third on the team, while the 41 solos were fourth, despite missing one game ... Made five tackles, including three of the solo variety, in the opener vs. Northern Arizona ... It was his first collegiate start and game played at the Division I level ... Also added a 4-yard TFL ... Came up with seven tackles (five solo) at No. 21/23 North Carolina, which tied J.J. Whitaker for second on the team ... Made four tackles (three solo) in a third straight start at Oregon State ... Had three tackles (two solo) in another start vs. UNLV ... Made four stops (three solo) in his fifth consecutive start at Fresno State ... Had six stops (two solo) in another start at New Mexico ... The six tackles were tied for the third most on the team ... Had a team-high eight tackles (five solo) in a seventh straight start against Hawai'i ... Recorded six tackles (five solo) to tie for the team lead at Nevada ... Had a career-high nine tackles (four solo) against Idaho ... The nine tackles tied Josh Gavert for the team lead and ranked in a tie for second in the game ... Also added his second quarterback hurry of the year ... Missed his first career game at SDSU vs. Boise State after sustaining a stinger vs. Idaho ... Recorded three tackles (two solo) in his first game off the bench vs. Air Force ... Returned to the starting lineup vs. San José State, where he had three tackles (two solo) ... Started the Poinsettia Bowl vs. Navy, recording five tackles (all solo) and his first career PBU.

- **2013 (At Diablo Valley College):** A first-team all-conference selection in his lone season at Diablo Valley College ... Had 32 tackles (20 solos), four interceptions and a fumble recovery for a touchdown ... Was recruited by Brigham Young, Nevada, San José State and Wyoming out of DVC.
- **High School:** Twice earned All-America honors at Saint Mary's High, where he won three letters ... Was also named all-state and all-area ... Was an all-Tri-City Athletic League selection and Defensive Player of the Year ... Led the team in tackles in two consecutive seasons as a free safety at St. Mary's High ... Was inducted into the Stockton (Calif.) Athletic Hall of Fame ... Was a three-star recruit by *Rivals.com* and a two-star recruit by *247sports.com* ... Received a grade of 77 by *247sports* ... Also lettered in basketball in high school.
- **Personal:** Na'im McGee was born April 22, 1995, in Oakland, Calif. ... Son of Danita McGee ... Chose San Diego State over Nevada, San José State and Wyoming ... Is majoring in criminal justice.

McGee's Career Statistics

Season	GP	GS	UA	A	TT	TFL	Sk	Int.	PBU	FF	FR
2014	12	11	41	22	63	1.0	0.0	0	1	0	0
2015	14	13	45	36	81	4.5	1.0	0	7	0	0
2016	5	5	9	11	20	0.0	0.0	1	0	0	1
Career	31	29	95	69	164	5.5	1.0	1	8	0	1

Career Highs: Tackles: 11 vs. South Alabama (9/19/15); Tackles For Loss: 1.0, five times; Sacks: 1.0 vs. Wyoming (11/14/15); Interceptions: 1 vs. New Hampshire (9/3/16); Pass Breakups: 2 at Colorado State (10/31/15); Fumble Recoveries: 1 vs. California (9/10/16).

2016 Highs: Tackles: 8 at South Alabama (10/1/16); Interceptions: 1 vs. New Hampshire (9/3/16); Fumble Recoveries: 1 vs. California (9/10/16).

McGee's Career Game-by-Game

Date	Opponent	GP	GS	UA	A	TT	TFL	Sk.	Int.	PBU	FF	FR
A.30.14	Northern Arizona	1	1	3	2	6	1.0	0.0	0	0	0	0
S.6.14	at 21/23 No. Carolina	1	1	5	2	7	0.0	0.0	0	0	0	0
S.20.14	at Oregon State	1	1	3	1	4	0.0	0.0	0	0	0	0
S.27.14	UNLV*	1	1	2	1	3	0.0	0.0	0	0	0	0
O.3.14	at Fresno State*	1	1	3	1	4	0.0	0.0	0	0	0	0
O.10.14	at New Mexico*	1	1	2	4	6	0.0	0.0	0	0	0	0
O.18.14	Hawai'i*	1	1	5	3	8	0.0	0.0	0	0	0	0
N.1.14	at Nevada*	1	1	5	1	6	0.0	0.0	0	0	0	0
N.8.14	Idaho	1	1	4	5	9	0.0	0.0	0	0	0	0
N.15.14	at Boise State*	--- Did Not Play ---										
N.21.14	Air Force*	1	0	2	1	3	0.0	0.0	0	0	0	0
N.29.14	San José State*	1	1	2	1	3	0.0	0.0	0	0	0	0
D.23.14	Navy#	1	1	5	0	5	0.0	0.0	0	1	0	0
S.5.15	San Diego	1	1	6	0	6	0.0	0.0	0	1	0	0
S.12.15	at California	1	1	3	4	7	0.0	0.0	0	1	0	0
S.19.15	South Alabama	1	1	3	8	11	1.0	0.0	0	1	0	0
S.26.15	at Penn State	1	1	1	0	1	0.0	0.0	0	0	0	0
O.3.15	Fresno State*	1	1	1	0	1	0.0	0.0	0	0	0	0
O.10.15	at Hawai'i*	1	1	5	1	6	0.0	0.0	0	1	0	0

O.17.15	at San José State*	1	1	1	4	5	0.0	0.0	0	0	0	0
O.23.15	Utah State*	1	1	5	5	10	0.0	0.0	0	0	0	0
O.31.15	at Colorado State*	1	1	3	4	7	1.0	0.0	0	2	0	0
N.14.15	Wyoming*	1	1	3	2	5	1.0	1.0	0	0	0	0
N.21.15	at UNLV*	1	1	1	1	2	0.0	0.0	0	1	0	0
N.28.15	Nevada*	1	0	0	1	1	0.5	0.0	0	0	0	0
D.5.15	Air Force``	1	1	5	5	10	1.0	0.0	0	0	0	0
D.24.15	vs. Cincinnati%	1	1	8	1	9	0.0	0.0	0	0	0	0
S.3.16	New Hampshire	1	1	1	1	2	0.0	0.0	1	0	0	0
S.10.16	California	1	1	5	2	7	0.0	0.0	0	0	0	1
S.17.16	at Northern Illinois	1	1	1	2	3	0.0	0.0	0	0	0	0
O.1.16	at South Alabama	1	1	2	6	8	0.0	0.0	0	0	0	0
O.8.16	UNLV*	1	1	0	0	0	0.0	0.0	0	0	0	0
O.14.16	at Fresno State*	--- Did Not Play - Injured ---										
O.21.16	San José State*	--- Did Not Play - Injured ---										
O.28.16	at Utah State*	--- Did Not Play - Injured ---										
N.5.16	Hawai'i*	--- Did Not Play - Injured ---										
N.12.16	at Nevada*	--- Did Not Play - Injured ---										
N.19.16	at Wyoming*	--- Did Not Play - Injured ---										
N.26.16	Colorado State*	--- Did Not Play - Injured ---										
D.3.16	at Wyoming@	--- Did Not Play - Injured ---										

*Bold indicates season high. * - Mountain West game. # - 2014 San Diego County Credit Union Poinsettia Bowl (Qualcomm Stadium; San Diego, Calif.). `` - 2015 Sports Authority Mountain West Championship (Qualcomm Stadium; San Diego, Calif.). % - 2015 Hawai'i Bowl (Aloha Stadium; Honolulu, Hawaii). @ - 2016 Mountain West Championship (War Memorial Stadium; Laramie, Wyo.).*

#75 KWAYDE MILLER

(KWAYD)

Offensive Tackle • Senior • 6-7 • 310 • Ramona, Calif. • Ramona HS

- **At San Diego State:** Big, tall lineman who took over the blindside spot at left tackle in 2015 after backing up two-time all-Mountain West pick and 2015 NFL fourth-round draftee Terry Poole ... Has played in 30 career games with 27 starts ... Is currently playing with a broken hand.
- **2016 (Senior):** Has been named a preseason third-team all-Mountain West selection by both *Phil Steele's 2016 College Football Preview* and *Athlon Sports* ... Has started all 13 games this year at left tackle ... Started the opener vs. New Hampshire for the 15th consecutive game ... Also started vs. California, and again at Northern Illinois, at South Alabama, vs. UNLV, at Fresno State, against San José State, at Utah State, against Hawai'i, at Nevada, at Wyoming, vs. Colorado State and at Wyoming in the MW Championship game.
- **2015 (Junior):** Started all 14 games at left tackle ... Was one of three Aztecs to make their first start on the offensive line ... Started the opener vs. San Diego for the first time of his career, playing every snap at left tackle ... Also started at California, vs. South Alabama, at Penn State, vs. Fresno State, at Hawai'i, at San José State, against Utah State, at Colorado State, vs. Wyoming, at UNLV, against Nevada, vs. Air Force in the Mountain West Championship game and against Cincinnati in the Hawai'i Bowl.
- **2014 (Sophomore):** Played in three games during his sophomore campaign ... Made his first collegiate appearance in the opener vs. Northern Arizona ... Also played in conference games at Fresno State and vs. San José State.
- **2013 (Freshman):** Did not play during his freshman season.
- **2012 (Redshirt):** Redshirted his first season with the Aztecs.
- **High School:** Former tight end who switched to offensive lineman during his junior year ... Named to the 2011 *Cal-Hi Sports* all-state football team ... Three-star offensive lineman by *Rivals.com* and *Scout.com* and *ESPN.com* ... Ranked No. 70 among the 2012 ESPNU top California recruits list ... Earned a Scouts, Inc. grade of 77.
- **Personal:** Born Dec. 11, 1993, in Ramona, Calif. ... Son of Karl and Kristie Miller ... Also played basketball and was on the track & field team at Ramona High ... Had offers from Wisconsin, Oregon, Oregon State, Washington State, UNLV and Colorado State ... Majoring in social science.

Miller's Career Statistics

Season	GP	GS
2014	3	0
2015	14	14
2016	13	13
Career	30	27

Miller's Career Game-by-Game

Date	Opponent	GP	GS/POS
A.30.14	Northern Arizona	1	
S.6.14	at 21/23 No. Carolina		--- DNP ---
S.20.14	at Oregon State		--- DNP ---
S.27.14	UNLV*		--- DNP ---
O.3.14	at Fresno State*	1	
O.10.14	at New Mexico*		--- DNP ---
O.18.14	Hawai'i*		--- DNP ---
N.1.14	at Nevada*		--- DNP ---
N.8.14	Idaho		--- DNP ---
N.15.14	at Boise State*		--- DNP ---
N.21.14	at Air Force*		--- DNP ---
N.29.14	San José State*	1	
D.21.14	Navy#		--- DNP ---
S.5.15	San Diego	1	LT
S.12.15	at California	1	LT
S.19.15	South Alabama	1	LT
S.26.15	at Penn State	1	LT
O.3.15	Fresno State*	1	LT
O.10.15	at Hawai'i*	1	LT
O.17.15	at San José State*	1	LT
O.23.15	Utah State*	1	LT
O.31.15	at Colorado State*	1	LT
N.14.15	Wyoming*	1	LT
N.21.15	at UNLV*	1	LT
N.28.15	Nevada*	1	LT
D.5.15	Air Force`	1	LT
D.24.15	vs. Cincinnati%	1	LT
S.3.16	New Hampshire	1	LT
S.10.16	California	1	LT
S.17.16	at Northern Illinois	1	LT
O.1.16	at South Alabama	1	LT
O.8.16	UNLV*	1	LT
O.14.16	at Fresno State*	1	LT
O.21.16	San José State*	1	LT
O.28.16	at Utah State*	1	LT
N.5.16	Hawai'i*	1	LT
N.12.16	at Nevada*	1	LT
N.19.16	at Wyoming*	1	LT
N.26.16	Colorado State*	1	LT
D.3.16	at Wyoming@	1	LT

* - Mountain West game. ^ - 2014 San Diego County Credit Union Poinsettia Bowl (Qualcomm Stadium; San Diego, Calif.). ` - 2015 Sports Authority Mountain West Championship (Qualcomm Stadium; San Diego, Calif.). % - 2015 Hawai'i Bowl (Aloha Stadium; Honolulu, Hawaii). @ - 2016 Mountain West Championship (War Memorial Stadium; Laramie, Wyo.).

#22 KALAN MONTGOMERY (KAY-len)

Cornerback • Junior • 6-1 • 185 • Compton, Calif. • Dominguez High

- **At San Diego State:** Big cornerback who has gradually seen more playing time as his career as worn on ... Is listed as the backup to Damontae Kazee at right cornerback.
- **2016 (Junior):** Has played in all 13 games this season with two starts ... Has 21 tackles (16 solo) with two pass breakups ... **vs. New Hampshire (Sept. 3)** ... Made one solo tackle in a reserve role against New Hampshire in the opener ... **vs. California (Sept. 10)** ... Had an assisted stop against California ... **at Northern Illinois (Sept. 17)** ... Did not record a stat at Northern Illinois ... **at South Alabama (Oct. 1)** ... Also logged statless time at South Al-

abama ... **vs. UNLV (Oct. 8)** ... Had the final tackle of the game against UNLV ... **at Fresno State (Oct. 14)** ... Registered an assisted stop at Fresno State ... **vs. San José State (Oct. 21)** ... Had a big game in his first career start against San José State, making a career and team-high seven tackles (six solo) and adding a career-best two pass breakups ... **at Utah State (Oct. 28)** ... Came up with five stops (three solo), tied for the second most on the team, in a second straight start at Utah State ... **vs. Hawai'i (Nov. 5)** ... Registered two solo stops in late action against Hawai'i, nursing a sore leg ... **at Nevada (Nov. 12)** ... Had a solo tackle in time off the bench at Nevada ... **at Wyoming (Nov. 19)** ... Had a solo stop at Wyoming in a reserve role ... **vs. Colorado State (Nov. 26)** ... Registered a solo tackle off the pine vs. Colorado State ... **at Wyoming (Dec. 3)** ... Did not record a stat in playing time at Wyoming in the MW Championship game.

- **2015 (Sophomore):** Played in the team's only 14 games in a reserve role ... Had nine tackles (six solo) and a pass breakup ... Came up with two tackles (both solo) vs. San Diego in the 2015 opener ... The two stops tied a career high ... Logged statless time at California ... Came up with his first career pass breakup against South Alabama ... Logged snaps in the back-field and on special teams at Penn State and Fresno State, but did not record a stat ... Came up with two unassisted stops in a reserve role at Hawai'i ... Did not make the stat sheet off the bench at San José State, against Utah State, at Colorado State and vs. Wyoming ... Had a solo stop at UNLV ... Registered two tackles (both solo) vs. Nevada ... Played statless time against Air Force in the MW Championship game ... Had a pair of tackles (one solo) vs. Cincinnati in the Hawai'i Bowl.
- **2014 (Freshman):** Played in all 13 games off the bench during his freshman season, mostly on special teams ... Recorded four tackles, including three solo stops ... Saw his first collegiate action in the opener vs. Northern Arizona without recording a stat ... Also played statless time at No. 21/23 North Carolina, at Oregon State, vs. UNLV, at Fresno State, at New Mexico, vs. Hawai'i, at Nevada, vs. Idaho and at Boise State ... Recorded his first two tackles (and solo stops) vs. Air Force ... Had a solo tackle vs. San José State ... Finished with a solo stop vs. Navy in the Poinsettia Bowl.
- **2013 (Redshirt):** Redshirted as a true freshman, where he was named SDSU's Special Teams Scout Player of the Year.
- **High School:** A defensive back, who played his prep ball at Dominguez High School with fellow Aztec Malik Smith ... As a senior was named a first-team all-CIF pick, first-team all-league, first-team Press-Telegram and first-team all-Long Beach Dream Team ... Helped the Dons capture two league championships ... Three-star recruit by *Rivals.com*, *Scout.com* and ESPN ... *Scout.com* ranked him as No. 89 in the country among cornerbacks, while ESPN had him 96th ... *247Sports.com* ranked him at No. 80 ... Also an all-league performer in track & field.
- **Personal:** Kalan Emani Montgomery was born April 11, 1995, in Carson, Calif. ... Son of Charlean Ward ... Received offers from Arizona, Hawai'i and Nevada, and drew interest from Colorado, Oregon State, UCLA and Washington State, among others ... Is majoring in social science.

Montgomery's Career Statistics

Season	GP	GS	UA	A	TT	TFL	Sk	Int.	PBU	FF	FR
2014	13	0	3	1	4	0.0	0.0	0	0	0	0
2015	14	0	6	3	9	0.0	0.0	0	1	0	0
2016	13	2	16	5	21	0.0	0.0	0	2	0	0
Career	40	2	25	9	34	0.0	0.0	0	3	0	0

Career/2016 Highs: Tackles: 7 vs. San José State (10/21/16); Pass Breakups: 2 vs. San José State (10/21/16).

Montgomery's Career Game-by-Game

Date	Opponent	GP	GS	UA	A	TT	TFL	Sk.	Int.	PBU	FF	FR
A.30.14	Northern Arizona	1	0	0	0	0	0.0	0.0	0	0	0	0
S.6.14	at 21/23 No. Carolina	1	0	0	0	0	0.0	0.0	0	0	0	0
S.20.14	at Oregon State	1	0	0	0	0	0.0	0.0	0	0	0	0
S.27.14	UNLV*	1	0	0	0	0	0.0	0.0	0	0	0	0
O.3.14	at Fresno State*	1	0	0	0	0	0.0	0.0	0	0	0	0
O.10.14	at New Mexico*	1	0	0	0	0	0.0	0.0	0	0	0	0
O.18.14	Hawai'i*	1	0	0	0	0	0.0	0.0	0	0	0	0
N.1.14	at Nevada*	1	0	0	0	0	0.0	0.0	0	0	0	0
N.8.14	Idaho	1	0	0	0	0	0.0	0.0	0	0	0	0
N.15.14	at Boise State*	1	0	0	0	0	0.0	0.0	0	0	0	0
N.21.14	Air Force*	1	0	2	0	2	0.0	0.0	0	0	0	0

N.29.14	San José State*	1	0	0	1	1	0.0	0.0	0	0	0	0
D.23.14	Navy#	1	0	1	0	1	0.0	0.0	0	0	0	0
S.5.15	San Diego	1	0	2	0	2	0.0	0.0	0	0	0	0
S.12.15	at California	1	0	0	0	0	0.0	0.0	0	0	0	0
S.19.15	South Alabama	1	0	0	0	0	0.0	0.0	0	1	0	0
S.26.15	at Penn State	1	0	0	0	0	0.0	0.0	0	0	0	0
O.3.15	Fresno State*	1	0	0	0	0	0.0	0.0	0	0	0	0
O.10.15	at Hawai'i	1	0	0	2	2	0.0	0.0	0	0	0	0
O.17.15	at San José State*	1	0	0	0	0	0.0	0.0	0	0	0	0
O.23.15	Utah State*	1	0	0	0	0	0.0	0.0	0	0	0	0
O.31.15	at Colorado State*	1	0	0	0	0	0.0	0.0	0	0	0	0
N.14.15	Wyoming*	1	0	0	0	0	0.0	0.0	0	0	0	0
N.21.15	at UNLV*	1	0	1	0	1	0.0	0.0	0	0	0	0
N.28.15	Nevada*	1	0	2	0	2	0.0	0.0	0	0	0	0
D.5.15	Air Force``	1	0	0	0	0	0.0	0.0	0	0	0	0
D.24.15	vs. Cincinnati%	1	0	1	1	2	0.0	0.0	0	0	0	0
S.3.16	New Hampshire	1	0	1	0	1	0.0	0.0	0	0	0	0
S.10.16	California	1	0	0	1	1	0.0	0.0	0	0	0	0
S.17.16	at Northern Illinois	1	0	0	0	0	0.0	0.0	0	0	0	0
O.1.16	at South Alabama	1	0	0	0	0	0.0	0.0	0	0	0	0
O.8.16	UNLV*	1	0	1	0	1	0.0	0.0	0	0	0	0
O.14.16	at Fresno State*	1	0	0	1	1	0.0	0.0	0	0	0	0
O.21.16	San José State*	1	1	5	2	7	0.0	0.0	0	2	0	0
O.28.16	at Utah State*	1	1	3	2	5	0.0	0.0	0	0	0	0
N.5.16	Hawai'i**	1	0	2	0	2	0.0	0.0	0	0	0	0
N.12.16	at Nevada*	1	0	1	0	1	0.0	0.0	0	0	0	0
N.19.16	at Wyoming	1	0	1	0	1	0.0	0.0	0	0	0	0
N.26.16	Colorado State*	1	0	1	0	1	0.0	0.0	0	0	0	0
D.3.16	at Wyoming@	1	0	0	0	0	0.0	0.0	0	0	0	0

*Bold indicates season high. * - Mountain West game. # - 2014 San Diego County Credit Union Poinsettia Bowl (Qualcomm Stadium; San Diego, Calif.). `` - 2015 Sports Authority Mountain West Championship (Qualcomm Stadium; San Diego, Calif.). % - 2015 Hawai'i Bowl (Aloha Stadium; Honolulu, Hawaii). @ - 2016 Mountain West Championship (War Memorial Stadium; Laramie, Wyo.).*

#54 CALVIN MUNSON

Linebacker • Senior • 6-1 • 240 • St. Charles, Mo. • Francis Howell HS

- **At San Diego State:** A defensive player-of-the-year candidate, who is one of the top defensive players on the West Coast ... Is a big, strong tackler ... Seems to always be in the right position to make the big play ... Worked his way up from special teams to seeing time at middle linebacker as a true freshman in 2013 ... Started all 40 games at outside linebacker since 2014 ... Was drafted with the 935th overall pick in the 31st round of the 2013 MLB Draft by the St. Louis Cardinals ... Also pitched for the Mountain West Championship Aztec baseball team in 2015 ... Has led the Aztecs in tackles 15 times over his career, including six of the 13 games this year ... Has six interceptions for his career, including three for a touchdown ... The three interceptions returned for a touchdown are tied with Ricky Parker (1993-96) for the most in program history and tied for the third most in FBS history among linebackers ... Is also fifth all-time at SDSU with 232 interception yards, seventh in assisted tackles (138), tied for eighth in tackles (293) and tied for 10th in sacks (17.0) ... Has nine career games with at least 10 tackles, including four times this year.
- **2016 (Senior):** Was named a first-team all-Mountain West performer for a second straight season, becoming the third Aztec linebacker in the MW era to be named a first-team all-conference selection multiple times (also Miles Burris in 2010-11 and Morrison in 2002-04) ... Also was chosen as a second-team *Pro Football Focus* All-American ... Was named the team's most inspirational player and also earned the team's Dr. R. Hardy/C.E. Peterson Memorial Trophy (team captain award) ... Racked up numerous preseason accolades, including being named to the Bronko Nagurski Trophy Watch List (national defensive player of the year), Bednarik Award Watch List (collegiate defensive player of the year), the Butkus Award Watch List (top linebacker) and the Lott IMPACT Trophy Watch List (integrity, maturity, performance, academics, community and tenacity) ... Was selected as a quarterfinalist for the Lott IMPACT Trophy ... Also was named the preseason Mountain West Defensive Player of the Year by *ESPN College Football 2016* ... Was a preseason first-team all-league selection by the MW media, *Phil Steele's 2016 College Football Preview*, *ESPN College Football 2016*, *Sporting News*, *Lindy's Sports*, *Athlon*

Sports and *USA Today's* Paul Myerberg ... Lindy's deemed him the "No. 7 on MW's Top-10 NFL Talent," the "MW's Best Pass Rusher" and a "SDSU Player to Watch" ... The Orlando Sentinel called him a "Top 25 MW Player to Watch," while Campus Insiders labeled him as the "No. 2 (ranked player) on Five Big-Time Players in MW who Deserve a Bigger Spotlight" ... Was deemed the "16th-Best Draft-Eligible Inside Linebacker" by Phil Steele and a "Top 25 MW Player to Watch" by *Orlando Sentinel's* Matt Murschel ... *Pro Football Focus* called him the fifth-best linebacker prospect for the NFL Draft ... Has a team-high 108 tackles, 44 more than the next player on the team, most by an Aztec in the Rocky Long defensive coordinator era (since 2009) and most by a SDSU player since Russell Allen had 119 in 2007 ... Also has team-high 17 quarterback hurries, to go along with 10.0 tackles for loss, 3.5 sacks and three pass breakups ... Ranks ninth in the MW (67th nationally) in tackles per game (8.31) ... Leads SDSU with 80 tackles on rushing plays ... **vs. New Hampshire (Sept. 3)** ... Had a game-high 11 tackles (seven solo) and two tackles for loss in the opener against New Hampshire ... **vs. California (Sept. 10)** ... Had a career-high 14 tackles (nine solo) to go with 1.5 tackles for loss and an 8-yard sack in a start vs. California ... Also tied teammate Alex Barrett with three quarterback hurries for the most in the game ... Was named the Lott IMPACT Player of the Week for his efforts ... **at Northern Illinois (Sept. 17)** ... Had nine tackles (five solo) and a game-high four quarterback hurries at Northern Illinois ... The nine stops ranked second on the team ... **at South Alabama (Oct. 1)** ... Had a game-high nine tackles, leading the team for the 12th time of his career (third time this season) ... Also had a 6-yard sack (and TFL) ... **vs. UNLV (Oct. 8)** ... Had five tackles (four solo) against UNLV, tied for the team lead ... Also had a tackle for loss, a pass breakup and a quarterback hurry ... **at Fresno State (Oct. 14)** ... Finished with 10 tackles at Fresno State, the 13th time of his career that he has led the team in tackles ... **vs. San José State (Oct. 21)** ... Had three solo tackles, two pass breakups and a QBH against San José State ... **at Utah State (Oct. 28)** ... Registered five stops in a start at Utah State, including 0.5 sacks and a tackle for loss, while adding a quarterback hurry ... **vs. Hawai'i (Nov. 5)** ... Had a team-high eight tackles against Hawai'i, the sixth time this year he has led the team in tackles and 15th time of his career ... **at Nevada (Nov. 12)** ... Recorded seven stops (four solo) with a 5-yard tackle for loss at Nevada ... Also had a quarterback hurry ... **at Wyoming (Nov. 19)** ... Finished with 11 tackles and 0.5 tackles for loss at Wyoming ... Reached double digits in tackles for the fourth time this year and ninth time of his career ... Also added a quarterback hurry ... **vs. Colorado State (Nov. 26)** ... Came up with seven tackles (four solo) and a 3-yard TFL against Colorado State ... The seven stops were tied for the second most on the team ... **at Wyoming (Dec. 3)** ... Had another solid outing at Wyoming in the MW Championship, making nine tackles, a 5-yard sack (and TFL) and a game-high four quarterback hurries.

- **2015 (Junior):** Was named a first-team all-Mountain West selection by the league's coaches and media, the first Aztec linebacker to make the first team since Miles Burris in 2010 and 2011, and just the second since 2005 ... Shared the team's defensive player-of-the-year award with Damontae Kazee ... Was named a third-team All-American by *Phil Steele's Magazine* and was on the magazine's all-MW first team ... Was named a preseason second-team all-Mountain West pick by Phil Steele and *Athlon Sports* ... Also was chosen as the league's preseason defensive player of the year by David Fox of *Athlon Sports* ... Deemed a "SDSU Player to Watch" by *Lindy's Sports* ... Had a team-high 98 tackles on the season in 14 starts, along with team bests in tackles for loss (15.0), sacks (9.5) and fumble recoveries (2, tied) ... Also had two interceptions (both for touchdowns), two pass breakups, two forced fumbles and seven quarterback hurries ... His 98 tackles only trailed Nat Berhe (99 in 2013) for the most in the Rocky Long defensive coordinator era (since 2009) ... Tied for the most interceptions returned for a touchdown in Aztec single-season history (Leon McFadden - 2012, Tory Nixon - 1984) ... Ranked second in the MW in sacks per game (0.68 (36th in FBS)) and sixth in the league in tackle for loss per game (1.07) ... Led SDSU with 68 tackles on rushing plays ... Had a career outing vs. San Diego in the opener, recording 10 tackles, 1.5 tackles for loss, two interceptions returned for a touchdown, a fumble recovery and a quarterback hurry ... For his efforts, was named the Walter Camp FBS Defensive Player of the Week (the first by an Aztec in the award's history), the Lott IMPACT Player of the Week (also the first by an Aztec) and the MW Defensive Player of the Week ... The two interceptions returned for a touchdown - 19 and 67 yards - tied an NCAA single-game record for a linebacker, tied for the second most in a game among all players in NCAA history and were the most in a game in San Diego State history ... Since 1996, only 24 other players in FBS play have returned two interceptions for a touchdown in a game ... Became the seventh linebacker in FBS history with two interceptions returned for a touchdown in the same game ... The two interceptions were only eclipsed by teammate Damontae Kazee and West Virginia's Karl Joseph in FBS play (both had three) in the first week, while the 86 interception yards ranked second ... Also led the team in tackles for the fourth time of his career and recovered his first-ever fumble ... Came up with six tackles (one solo), 2.0 tackles for loss

and 1.5 sacks in another start at California ... Recorded five tackles against South Alabama ... Made five tackles, including 1.5 tackles for loss, a 6-yard sack and a quarterback hurry at Penn State ... Had two stops with 0.5 TFL against Fresno State ... Matched his career high with 12 tackles at Hawai'i ... Also added 1.5 sacks (and 1.5 tackles for loss) and his first two career pass breakups ... Eight of his tackles and the 1.5 sacks came in the first half ... Had another huge game at San José State with a team-high 10 tackles (seven solo), three sacks four tackles for loss and a forced fumble ... The three sacks were the most by an Aztec since Heath Farwell had three vs. Nevada on Sept. 25, 2004 and tied for the 15th most in a game in FBS ... The four tackles for a loss were the most by an Aztec since Miles Burris had four against Colorado State on Nov. 6, 2010 and tied for the 24th most in an FBS game ... Reached double-digits in tackles for the second straight game, third time of the season and fifth time of his career ... Led SDSU in tackles for the sixth time of his career ... The forced fumble was the first of the season and third of his career ... Registered six tackles (four solo) with a fumble recovery against Utah State ... Finished with four stops at Colorado State ... Had a game-high seven tackles against Wyoming ... Had a game-high eight tackles in a start at UNLV to go along with 1.5 sacks (and 1.5 TFL), a forced fumble and two quarterback hurries ... Registered eight tackles (five solo) with 0.5 sacks (and tackles for loss) vs. Nevada ... The eight stops tied Malik Smith for the most on the team ... Finished with eight tackles (five solo) and 0.5 tackles for loss vs. Air Force in the Mountain West Championship ... Registered six tackles (four solo), including a half sack (and TFL) for three yards, and a quarterback hurry against Cincinnati in the Hawai'i Bowl.

- 2014 (Sophomore):** Was named a honorable-mention all-MW performer by the league's media and coaches ... Also was chosen as the team's Defensive Player of the Year ... Was named to the Mountain West midseason second team by Phil Steele ... Started and played in all 13 games as a true sophomore ... Had 83 tackles (54 solo), including 10.5 tackles for loss, four interceptions for 146 yards, four sacks, two forced fumbles and two quarterback hurries ... Had an interception long of 64 yards, which was the 33rd longest in FBS on the season ... Ranked fifth in the MW and tied for 45th in the nation with 0.31 interceptions per game ... His 146 interception return yards were the seventh most in the country ... Led the team in interceptions (4), tackles for loss (10.5), sacks (4) and interceptions (4), and tied for first in forced fumbles (2) and solo tackles (54) ... Numbers over the first three games: 13 tackles, 1.5 TFL, 0.0 sacks, 1 INT, 0 FF. Numbers over the final 10 games (eight of them MW contests): 70 tackles, 9.0 TFL, 4.0 sacks, 3 INT, 2 FF ... Made his first career start in the opener vs. Northern Arizona, where he had two tackles, 0.5 TFL and a 64-yard interception ... The 64-yard interception return, which was the longest in Division I for the first week of play, got SDSU to the 1-yard line, where Donnel Pumphrey punched it in from a yard out ... Both the interception and the 0.5 TFL were the first of his career ... Had five stops (three solo) and a career-high 1.0 tackles for loss at No. 21/23 North Carolina ... Came up with six tackles (one solo) at Oregon State ... Had five tackles (four solo), his first career sack and a 26-yard interception against UNLV ... Had a career game at Fresno State, making a career-high 12 tackles (seven solo), a career-best 3.0 tackles for loss, a sack and his first career forced fumble ... The 12 tackles were the most by an Aztec this season and was the first time he led the team in tackles over his career ... His previous best was six heading into the game ... Started for a sixth straight game at New Mexico, making eight tackles (five solo) with 1.0 tackles for loss ... The eight tackles ranked second on the team and were the fourth most in the game ... Came up with seven tackles (five solo) in another start against Hawai'i along with a tackle for loss ... The seven stops ranked second on the team ... Made his eighth straight start at Nevada and had two solo tackles ... Had a five-tackle game vs. Idaho in another start and added his first two quarterback hurries ... Had another solid outing at Boise State, making nine tackles (six solo) and his team-leading third interception of the year ... The nine tackles ranked second on the team and tied for third in the game ... Was named the MW Defensive Player of the Week on Nov. 24 for his play vs. Air Force, making 10 tackles (nine solo), to go along with a forced fumble, an interception for a touchdown and a tackle for loss ... The 56-yard interception return for a touchdown sealed the victory for the Aztecs as the team's final score with 2:44 left in the fourth quarter ... It was his fourth pick of the season and second forced fumble of the year ... He led the team in tackles for the second time of his career ... Had a team-high seven tackles against San José State, along with two sacks (and TFL) for 22 yards ... Started once again vs. Navy in the Poinsettia Bowl, recording five tackles, including three of the solo variety.

- 2013 (Freshman):** Played in 11 games as a true freshman, registering four tackles (three solo) ... Saw time on special teams and as a middle linebacker ... Did not play in the opener vs. Eastern Illinois ... Was on the travel roster to No. 3/2 Ohio State, but did not play ... Saw his first career action on special teams vs. Oregon State ... Logged playing time vs. New Mexico State without recording a stat ... Played again vs. Nevada, but did not find the stat sheet ... Saw time at Air Force without making a stat ... Played vs. No. 15/18 Fresno State without

finding the stat sheet ... Played again against New Mexico with more time at middle linebacker, but did not record a stat ... Saw time again at special teams and MLB at San José State without making a stat ... Had his first three career tackles (two solo) at Hawai'i ... Played again vs. Boise State, but did not make a stat ... Saw time in the regular season finale at UNLV without finding the stat sheet ... Made one solo tackle in a reserve role vs. Buffalo in the Famous Idaho Potato Bowl.

- High School:** A linebacker, who was named the GAC South defensive player of the year after making an eye-popping 193 tackles, nine sacks and three interceptions as a senior in 2012 ... The 193 tackles were the most in the greater St. Louis area ... Named a first-team all-state selection as a senior and earned second-team honors as a junior ... As a senior, was chosen as the defensive state player of the year by both the coaches and media ... Was a two-time first-team all-league selection ... Also saw some time as a wildcat-formation quarterback, where he rushed for 150 yards and four scores ... Helped lead Francis Howell to a 12-2 record as a team captain in 2012, where it was Missouri Class 6 runner-ups ... The Vikings also were 9-4 in 2011, advancing to the Class 6 semifinals for the first time, and 10-2 in 2010... Is a two-star recruit by both *Rivals.com* and *Scout.com* ... Also was ranked as the 98th-best middle linebacker by *Scout.com* ... A three-star athlete who also played basketball and baseball and can throw in the low 90s as a right-handed pitcher ... As a senior, led Francis Howell to a Missouri Class 5 state title and a 33-5 record, going 9-0 on the mound with a 0.64 ERA and 74 strikeouts and hitting .434 with nine home runs and 46 RBIs ... As a junior, went 4-4 with a 1.34 ERA, while striking out 56 in 57 2/3 innings ... Was drafted with the 935th overall pick in the 31st round of the MLB Draft by the St. Louis Cardinals in June ... A team captain in both football and baseball.

- Personal:** Calvin Christopher Munson was born Dec. 27, 1994, in Beaverton, Ore. ... Son of Kurt and Kristen Munson ... Father, Kurt, was a defensive lineman at Oregon State ... Was also recruited by Ohio and Toledo, and received more scholarship offers from Missouri State, Murray State, Tennessee-Martin and Southern Illinois ... Received more interest from Arizona State, California, Illinois, Iowa and Missouri ... Also considered Wyoming, Hawai'i and Fresno State ... Is majoring in health communication.

Munson's Career Statistics

Season	GP	GS	UA	A	TT	TFL	Sk	Int.	PBU	FF	FR
2013	11	0	3	1	4	0.0	0.0	0	0	0	0
2014	13	13	54	29	83	10.5	4.0	4	0	2	0
2015	14	14	45	53	98	15.0	9.5	2	2	2	2
2016	13	13	53	55	108	10.0	3.5	0	3	0	0
Career	51	40	155	138	293	35.5	17.0	6	5	4	2

Career Highs: Tackles: 14 vs. California (9/10/16); Tackles For Loss: 4.0 at San José State (10/17/15); Sacks: 3.0 at San José State (10/17/15); Interceptions: 2 vs. San Diego (9/5/15); Pass Breakups: 2 vs. San José State (10/21/16), at Hawai'i (10/10/15); Forced Fumbles: 1, four times; Fumble Recoveries: 1 vs. Utah State (10/23/15), vs. San Diego (9/5/15); Defensive Touchdowns: 2 vs. San Diego (9/5/15).

2016 Highs: Tackles: 14 vs. California (9/20/16); Tackles For Loss: 2.0 vs. New Hampshire (9/3/16); Sacks: 1.0 at South Alabama (10/1/16), vs. California (9/20/16); Pass Breakups: 2 vs. San José State (10/21/16).

Munson's Career Game-by-Game

Date	Opponent	GP	GS	UA	A	TT	TFL	Sk.	Int.	PBU	FF	FR
A.31.13	Eastern Illinois											
S.7.13	at 3/2 Ohio State											
S.21.13	Oregon State	1	0	0	0	0	0.0	0.0	0	0	0	0
S.28.13	at New Mexico State	1	0	0	0	0	0.0	0.0	0	0	0	0
O.4.13	Nevada*	1	0	0	0	0	0.0	0.0	0	0	0	0
O.10.13	at Air Force*	1	0	0	0	0	0.0	0.0	0	0	0	0
O.26.13	15/18 Fresno State*	1	0	0	0	0	0.0	0.0	0	0	0	0
N.2.13	New Mexico*	1	0	0	0	0	0.0	0.0	0	0	0	0
N.9.13	at San José State*	1	0	0	0	0	0.0	0.0	0	0	0	0
N.16.13	at Hawai'i*	1	0	2	1	3	0.0	0.0	0	0	0	0
N.23.13	Boise State*	1	0	0	0	0	0.0	0.0	0	0	0	0
N.30.13	at UNLV*	1	0	0	0	0	0.0	0.0	0	0	0	0
D.21.13	vs. Buffalo&	1	0	1	0	1	0.0	0.0	0	0	0	0
A.30.14	Northern Arizona	1	1	1	1	2	0.5	0.0	1	0	0	0
S.6.14	at 21/23 No. Carolina	1	1	3	2	5	1.0	0.0	0	0	0	0
S.20.14	at Oregon State	1	1	1	5	6	0.0	0.0	0	0	0	0

S.27.14	UNLV*	1	1	4	1	5	1.0	1.0	1	0	0	0
O.3.14	at Fresno State*	1	1	7	5	12	3.0	1.0	0	0	1	0
O.10.14	at New Mexico*	1	1	5	3	8	1.0	0.0	0	0	0	0
O.18.14	Hawai'i*	1	1	5	2	7	1.0	0.0	0	0	0	0
N.1.14	at Nevada*	1	1	2	0	2	0.0	0.0	0	0	0	0
N.8.14	Idaho	1	1	2	3	5	0.0	0.0	0	0	0	0
N.15.14	at Boise State*	1	1	6	3	9	0.0	0.0	1	0	0	0
N.21.14	Air Force*	1	1	9	1	10	1.0	0.0	1	0	1	0
N.29.14	San José State*	1	1	6	1	7	2.0	2.0	0	0	0	0
D.23.14	Navy#	1	1	3	2	5	0.0	0.0	0	0	0	0
S.5.15	San Diego	1	1	2	8	10	1.5	0.0	2	0	0	1
S.12.15	at California	1	1	1	5	6	2.0	1.5	0	0	0	0
S.19.15	South Alabama	1	1	2	3	5	0.0	0.0	0	0	0	0
S.26.15	at Penn State	1	1	2	3	5	1.5	1.0	0	0	0	0
O.3.15	Fresno State*	1	1	0	2	2	0.5	0.0	0	0	0	0
O.10.15	at Hawai'i*	1	1	6	6	12	1.5	1.5	0	2	0	0
O.17.15	at San José State*	1	1	7	3	10	4.0	3.0	0	0	1	0
O.23.15	Utah State*	1	1	4	2	6	0.0	0.0	0	0	0	1
O.31.15	at Colorado State*	1	1	1	3	4	0.0	0.0	0	0	0	0
N.14.15	Wyoming*	1	1	2	5	7	0.0	0.0	0	0	0	0
N.21.15	at UNLV*	1	1	3	5	8	1.5	1.5	0	0	1	0
N.28.15	Nevada*	1	1	5	3	8	0.5	0.5	0	0	0	0
D.5.15	Air Force`	1	1	5	3	8	0.5	0.0	0	0	0	0
D.24.15	vs. Cincinnati%	1	1	4	2	6	0.5	0.5	0	0	0	0
S.3.16	New Hampshire	1	1	7	4	11	2.0	0.0	0	0	0	0
S.10.16	California	1	1	9	5	14	1.5	1.0	0	0	0	0
S.17.16	at Northern Illinois	1	1	5	4	9	0.0	0.0	0	0	0	0
O.1.16	at South Alabama	1	1	2	7	9	1.0	1.0	0	0	0	0
O.8.16	UNLV*	1	1	4	1	5	1.0	0.0	0	1	0	0
O.14.16	at Fresno State*	1	1	4	6	10	0.0	0.0	0	0	0	0
O.21.16	San José State*	1	1	3	0	3	0.0	0.0	0	2	0	0
O.28.16	at Utah State*	1	1	1	4	5	1.0	0.5	0	0	0	0
N.5.16	Hawai'i*	1	1	2	6	8	0.0	0.0	0	0	0	0
N.12.16	at Nevada*	1	1	4	3	7	1.0	0.0	0	0	0	0
N.19.16	at Wyoming*	1	1	4	7	11	0.5	0.0	0	0	0	0
N.26.16	Colorado State*	1	1	4	3	7	1.0	0.0	0	0	0	0
D.3.16	at Wyoming@	1	1	4	5	9	1.0	1.0	0	0	0	0

*Bold indicates season high. * - Mountain West game. & - 2013 Famous Idaho Potato Bowl (Bronco Stadium; Boise, Idaho). # - 2014 San Diego County Credit Union Poinsettia Bowl (Qualcomm Stadium; San Diego, Calif.). `` - 2015 Sports Authority Mountain West Championship (Qualcomm Stadium; San Diego, Calif.). % - 2015 Hawai'i Bowl (Aloha Stadium; Honolulu, Hawaii). @ - 2016 Mountain West Championship (War Memorial Stadium; Laramie, Wyo.).*

#20 RASHAAD PENNY

Running Back/Kick Returner • Junior • 5-11 • 220 • Norwalk, Calif. • Norwalk HS

- **At San Diego State:** Speedy back, who has turned into one of the top kick returners in the country ... Has logged more carries this season ... Is second on a loaded depth chart at running back heading into the Houston game behind Heisman candidate and Doak Walker finalist Donel Pumphrey ... Among active career kick returners in FBS, is ranked second in kick return average (30.2, min. 24 att.) and in a tie for second in kick return touchdowns (5) ... His five career kick return touchdowns are the most in program history ... Three of his five kick return touchdowns have gone for 100 yards (has only happened three other times in school history) ... Also ranks second all-time at SDSU in kick return yards (1,879) and fourth in kick returns (62).
- **2016 (Junior):** Was named the MW Special Teams Player of the Year for a second straight season and also was a first-team all-MW pick ... Is the second kick returner in conference history to win the special teams player-of-the-year award twice (also Jeremy Kerley, 2009-10 at TCU) and the third player overall (also Louie Sakoda, 2006-08 at Utah) ... Was named the team's most valuable special teams player for a second straight season ... Was on the Paul Hornung Award Watch List, which goes out to the most versatile player ... Also was a preseason second-team All-American as a kick returner by both CBS Sports and Athlon Sports ... Was chosen as the preseason Mountain West Special Teams Player of the Year by the league's media ... Also was a first-team all-Mountain

West selection by the MW media, *Phil Steele's 2016 College Football Preview, ESPN College Football 2016, Athlon Sports and Lindy's Sports* ... Also deemed a "SDSU Player to Watch" by Lindy's Sports ... Has rushed 126 times for 995 yards (7.9 avg.) with 11 touchdowns on the season, while adding 14 catches for 220 yards (15.7 avg.) and another three scores ... Also has returned 18 kicks for 575 yards (31.9 avg.), including two touchdowns (100 and 93 yards) ... Is one of only nine players in the country with at least 11 rushing touchdowns and three receiving scores, and the only with a kick return TD as well (he has two) ... Had a touchdown in nine straight games, registering 11 total touchdowns over that span (six rushing, three receiving and two kick return), until he failed to score at Fresno State ... Has 20 touchdowns (14 rushing, three receiving and three kick return) over the last 17 games ... Ranks fourth in the nation (No. 1 in MW) in kick return average (31.9), despite being kicked away from most of the year as the defending MW Special Teams Player of the Year and preseason MW Special Teams Player of the Year ... Is also ranked first in the MW (No. 2 nationally) in kick return touchdowns (2), third in total touchdowns (18th nationally, 16), sixth in all-purpose yards per game (22nd nationally, 137.60), seventh in rushing yards per game (76.54), ninth in rushing touchdowns (49th nationally, 11), and 10th in points per game (7.38) ... Only 12 running backs have more receiving touchdowns than Rashaad Penny's three this year ... **vs. New Hampshire (Sept. 3)** ... Carried nine times off the bench for 33 yards (3.7 avg.) with a 1-yard touchdown in the opener vs. New Hampshire ... **vs. California (Sept. 10)** ... Was named the MW Special Teams Player of the Week on Sept. 12 for his play against California ... Scored SDSU's first two touchdowns in the first quarter on a 25-yard pass from Christian Chapman and a 100-yard kick return ... The kick return touchdown was the fourth of his career, which passed Colin Lockett (2010-13) for the most in school history ... It was also the third 100-yard kick return of his career and sixth in program history ... Added eight rushes for 28 yards (3.5 avg.) ... **at Northern Illinois (Sept. 17)** ... Rushed 14 times for 65 yards, while adding two catches for 37 yards, including a 27-yard touchdown reception at Northern Illinois ... **at South Alabama (Oct. 1)** ... Rushed nine times for 62 yards and a touchdown at South Alabama ... Also returned three kicks for 58 yards (19.3 avg.) with a long of 26 yards ... **vs. UNLV (Oct. 8)** ... Had another big game against UNLV, rushing 14 times for a 110 yards and a touchdown, and adding two catches for 50 yards and a touchdown ... The rushing yards, rushing touchdown, receptions, receiving yards and receiving TD were all personal bests ... Recorded his first career 100-yard rushing game (75th player in school history) ... Scored a touchdown for the ninth straight game and has 11 touchdowns over that span, including six rushing, three receiving and two kick return ... **at Fresno State (Oct. 14)** ... Rushed 15 times for 49 yards (3.3 avg.) at Fresno State and added a 5-yard catch ... Also returned two kicks for 41 yards (20.5 avg.) with a long of 25 yards ... Had his streak of consecutive games with a touchdown snapped at nine ... **vs. San José State (Oct. 21)** ... Rushed nine times for 105 yards (11.7 avg.) and a career-high three touchdowns, while adding two catches (tied career high) for a career-best 64 yards against San José State ... It was his second career 100-yard game and second in three contests ... Highlighting the 105-yard game was a career-long 73-yarder ... **at Utah State (Oct. 28)** ... Rushed five times for 16 yards (3.2 avg.) and caught a pass for no gain in limited action at Utah State ... Had a 56-yard kick return, but slightly injured his ankle on the play and saw little action the rest of the way ... The 56-yard return, however, moved him past Monty Gilbreath (1,505) into second place on the school's all-time list ... **vs. Hawai'i (Nov. 5)** ... Rushed eight times for 108 yards and a touchdown against Hawai'i ... Logged his third career 100-yard rushing game ... His 73-yard touchdown tied a career-long rush ... **at Nevada (Nov. 12)** ... Rushed 10 times for a career-high 208 yards and two touchdowns at Nevada ... Became the 20th player in school history with a 200-yard rushing game ... The 20.8 rushing average was the highest by an FBS running back since at least 1996 (min. 10 attempts) ... Logged his fourth career 100-yard rushing game, all of which have happened over the last six games ... **at Wyoming (Nov. 19)** ... Rushed five times for 79 yards (15.8 avg.) and had two kick returns for 94 yards, including a 93-yard return for a touchdown at Wyoming in his first start of the season (fifth overall) ... Had his second kick return for a touchdown this season and extended his school record with the fifth of his career ... Now has 395 rushing yards and three touchdowns on 23 carries (17.2 avg.) over the last three games, and 516 yards and six touchdowns on 37 carries (13.9 avg.) over the last five games ... **vs. Colorado State (Nov. 26)** ... Carried four times for 15 yards (3.8 avg.) against Colorado State, while returning a career-high seven kicks for 113 yards (16.1 avg.) ... **at Wyoming (Dec. 3)** ... Had a huge game at Wyoming in the MW Championship game, rushing 16 times for 117 yards (7.3 avg.) and two touchdowns, while adding two receptions for 13 yards and two kick returns for 113 yards, compiling a game-high 243 all-purpose yards ... Was named the game's most valuable offensive player for his efforts ... It was his 10th and 11th rushing touchdowns of the year (14th and 15th of his career) and 15th and 17th overall scores this season (23rd and 24th of career).
- **2015 (Sophomore):** Was named the Mountain West Special Teams Player of the Year by the

league's head coaches and media, and a first-team all-league pick as a kick returner ... Was the first Aztec to be named a league special teams player of the year in program history ... Also was named a fourth-team All-American by *Phil Steele Magazine* ... Was chosen as the Most Valuable Special Teams Player at the season-ending team banquet ... Was named a fourth-team pre-season all-Mountain West selection as a kick returner by both Phil Steele and *Athlon Sports* ... Ranked third on the team with 1,292 all-purpose yards in 14 games (92.3 avg.) ... Was most impressive in the kick return game, where he returned 24 kicks for 804 yards (33.5 avg.) with three touchdowns (97, 100 and 100 yards) ... Was second in FBS in kick return average (33.5) and tied for second in kick return touchdowns (3) ... His three kick return touchdowns set a school single-season record ... His 804 kick return yards were the second most in Aztec single-season history (Monty Gilbreath, 880 in 1987) ... Also rushed 61 times for 368 yards (6.0 avg.) and four touchdowns, and had eight catches for 120 yards (15.0 avg.) and another score ... Added five tackles on special teams ... His three tackles on punt returns tied for second on the team ... Had a fantastic season debut vs. San Diego, taking the opening kickoff of the second half 97 yards for a touchdown ... It was the first kick return touchdown by an Aztec since Lockett on Nov. 3, 2012 at Boise State ... Was one of nine players in FBS with at least one kick return for a touchdown over the first week of play ... The 97-yard kick return was the fifth longest in FBS play during the opening week and tied for the eighth longest in SDSU history ... Also led the team with 39 receiving yards on two catches (19.5 avg.) and added a 6-yard carry ... Had another solid outing at California, leading the Aztecs once again with 130 all-purpose yards ... Returned three kickoffs for 93 yards (31.0 avg.), rushed five times for 34 yards (6.8 avg.) and caught one pass for three yards ... Returned two kicks for 34 yards (17.0 avg.), including a long of 25 against South Alabama ... Did not attempt a rush or catch a pass in the game ... Had a career game at Penn State, being named the MW Special Teams Player of the Week ... Returned two kicks for a career-high 137 yards (68.5 avg.), including a 100-yard touchdown (fourth 100-yard kick return touchdown in Aztec history) that tied the game at 7-7 in the first quarter ... It was just the fifth kick return for a San Diego State player in a road game since 1996 and first since Nov. 3, 2012 with Lockett's 100-yarder at Boise State ... Also added a 55-yard rush, the longest of his career and first 50-plus yard run against the Nittany Lions since Nov. 23, 2013, and two solo tackles on special teams ... Finished the game with a career-best 192 all-purpose yards on just three touches (64.0 avg.) ... Had another good game vs. Fresno State, making two catches for a team-high 48 yards, including a 33-yard touchdown, adding a 17-yard rush and returning a kick back 18 yards ... The receiving touchdown was the first of his career ... Also set career highs in receiving yards (48), receptions (2, tied) and long reception (33) ... Returned two kicks for 34 yards at Hawai'i ... Also added a special teams tackle ... Had a 33-yard kick return at San José State, and rushed five times for 11 yards (2.2 avg.) ... Had a good game vs. Utah State, rushing a career-high 10 times for 38 yards and his first career touchdown ... Also returned a kick 22 yards ... Earned the start for the first time of his career at Colorado State ... Finished with 135 all-purpose yards (second most in the game) with 81 yards on three kick returns (27.0 avg.) and a long of 41 yards, and 54 rushing yards on nine attempts (6.0 avg.) ... Had a 6-yard rush against Wyoming in a second straight start ... Also returned two kicks for 50 yards (25.0 avg.) with a long of 28 yards ... Rushed for a career-high 81 yards and a touchdown on a career-best 18 attempts (4.5 avg.) off the bench at UNLV ... Also added a 2-yard reception ... Rushed six times for 21 yards and a touchdown in his third career start vs. Nevada ... Also caught two passes for 28 yards (14.0 avg.) and returned a kick for 18 yards ... The 18-yard return appeared to be returned 90 yards for a touchdown but a holding penalty kept it at just as a 18-yard return ... Had another good game in a start against Air Force with a 28-yard rushing touchdown and 87 kick returns yards on four returns (21.8 avg.) ... It was his fourth rushing touchdown this season (and of his career) ... Started out the Hawai'i Bowl with a 100-yard kick return for a touchdown against Cincinnati ... The kickoff return for a touchdown was his school-record third of the season and third of his career (tied with Colin Lockett for first all-time at SDSU) ... He became the first player to take an opening kickoff back for a touchdown in a bowl since Boise State's Doug Martin in the 2011 Las Vegas Bowl ... It was his eighth overall touchdown of the season (and career) (also four rushing and one receiving) ... Also carried three times for 17 yards (5.7 avg.).

- **2014 (True Freshman):** Played in all 13 games as the team's main kick returner ... Returned 20 kicks for 500 yards (25.0 avg.) with a long of 57 yards ... The 25.0 average ranked second in the Mountain West and 29th in the nation ... Also had two rushes for 22 yards, including a long of 21 yards ... Was one of three true freshmen to see action in the opener vs. Northern Arizona ... Did not record a stat as both kickoffs were poached ... Returned his first career kickoff at No. 21/23 North Carolina, taking it back 11 yards ... Had a 19-yard kick return at Oregon State ... Had a 15-yard kick return in the MW opener vs. UNLV ... Had the best kick return game of his career at Fresno State, returning a career-high three kicks for a career-best

67 yards (career-high 22.3 avg.) ... Included in the three returns was a career long of 33 yards ... Was back to return kicks once again at New Mexico, but did not have the chance to return any ... Started as the team's kick returner vs. Hawai'i, but did not return any kicks ... Had arguably his best outing of the year at Nevada, when he returned a career-high four kicks for a career-best 110 yards, including a career-long 45-yarder ... Also had his first career carry for 21 yards ... Finished with a game-high 131 all-purpose yards ... Returned one kickoff for 41 yards against Idaho ... Returned three kicks for 69 yards (23.0 avg.) at Boise State with a long of 36 yards ... Also carried once for a 1-yard gain ... Returned two kickoffs for 49 yards (24.5 avg.) against Air Force with a long of 28 yards ... Had a 12-yard kick return vs. San José State ... Had a solid outing vs. Navy in the Poinsettia Bowl, returning three kicks for 107 yards (35.7 avg.) ... Began the game with a 33-yard return, then added a career-long 57-yarder on his next return ... Later returned a kickoff 17 yards in the fourth quarter.

- **High School:** A three-time letterwinner at Norwalk High School in Norwalk, Calif. ... Rushed for 2,504 yards and 41 touchdowns on 216 carries as a senior ... Also caught 21 passes for 665 yards and 10 touchdowns ... Racked up 3,416 all-purpose yards ... Rushed for 1,872 yards and 30 touchdowns as a junior and 747 yards and nine scores as a sophomore ... Over his career, amassed 5,124 rushing yards on 496 carries (10.33 avg.) ... Scored 103 touchdowns, including 80 on the ground ... Made 68 tackles on defense as a senior and 90 overall ... Was named the Suburban League MVP as a senior, while earning first-team all-Suburban League honors his final three years ... Named first-team all-state ... Received three stars from *Rivals.com*, *Scout.com*, *ESPN.com* and *247sports.com* ... Scout ranked him as the 42nd-best running back in the 2014 class, while 247sports had him 63rd ... Earned a grade of 84 by 247sports and a scout grade of 73 by ESPN.
- **Personal:** Rashaad Armein Penny was born Feb. 2, 1996, in Norwalk, Calif. ... Son of Robert and Desiree Taplin ... Picked SDSU over offers from Boise State, Colorado State, Fresno State, Nevada, San José State and Utah State ... Also drew interest from Alabama, Notre Dame, Oregon, Tennessee, UCLA, Utah and Washington, among others ... Is majoring in journalism.

Penny's Career Statistics

Season	Rushing							Receiving					
	GP	GS	Att.	Yds.	TD	Lg.	Avg.	100+	No.	Yds.	Avg.	TD	Lg.
2014	13	0	2	22	0	21	11.0	0	0	0	0.0	0	0
2015	14	4	61	368	4	55	6.0	0	8	120	15.0	1	33
2016	13	1	126	995	11	73	7.9	5	14	220	15.7	3	41
Career	40	5	189	1,385	15	73	7.3	5	22	340	15.5	4	41

Kick Returns

Season	GP	GS	No.	Yds.	Avg.	Long	TD	All-Purpose	
								Total Yds/Gm.	
2014	13	13	20	500	25.0	57	0	522	40.2
2015	14	14	24	804	33.5	100	3	1,292	92.3
2016	13	13	18	575	31.9	100	2	1,790	137.7
Career	40	40	62	1,879	30.3	100	5	3,604	90.1

Career Highs: Carries: 18 at UNLV (11/21/15); Rushing Yards: 208 at Nevada (11/12/16); Rushing Touchdowns: 3 vs. San José State (10/21/16); Long Rush: 73 vs. Hawai'i (11/5/16), vs. San José State (10/21/16); Receptions: 2, eight times; Receiving Yards: 64 vs. San José State (10/21/16); Receiving Touchdowns: 1, four times; Long Reception: 41 vs. UNLV (10/8/16); Kick Returns: 7 vs. Colorado State (11/26/16); Kick Return Yards: 137 at Penn State (9/26/15); Kick Return Touchdowns: 1, five times; Long Kick Return: 100 vs. California (9/10/16), 100 vs. Cincinnati (12/24/15), at Penn State (9/26/15); Tackles: 2 at Penn State (9/26/15).

2016 Highs: Carries: 16 at Wyoming (12/3/16); Rushing Yards: 208 at Nevada (11/12/16); Rushing Touchdowns: 3 vs. San José State (10/21/16); Long Rush: 73 vs. Hawai'i (11/5/16), vs. San José State (10/21/16); Receptions: 2, five times; Receiving Yards: 64 vs. San José State (10/21/16); Receiving Touchdowns: 1 vs. UNLV (10/8/16), at Northern Illinois (9/17/16), vs. California (9/10/16); Long Reception: 41 vs. UNLV (10/8/16); Kick Returns: 7 vs. Colorado State (11/26/16); Kick Return Yards: 113 at Wyoming (12/3/16); Kick Return Touchdowns: 1 at Wyoming (11/19/16), vs. California (9/10/16); Long Kick Return: 100 vs. California (9/10/16).

Penny's Career Game-by-Game

Rushing

Date	Opponent	GP	GS	No.	Yds.	Avg.	Lg.	TD	TD Lengths
N.1.14	at Nevada*	1	0	1	21	21.00	21	0	
N.15.14	at Boise State*	1	0	1	1	1.00	1	0	
S.5.15	San Diego	1	0	1	6	6.00	6	0	
S.12.15	at California	1	0	5	34	6.80	13	0	

S.19.15	South Alabama	1	0	0	0	0.00	0	0		
S.26.15	at Penn State	1	0	1	55	55.00	55	0		
O.3.15	Fresno State*	1	0	1	17	17.00	17	0		
O.10.15	at Hawai'i*	1	0	0	0	0.00	0	0		
O.17.15	at San José State	1	0	5	11	2.20	4	0		
O.23.15	Utah State*	1	0	10	38	3.80	12	1	7	
O.31.15	at Colorado State*	1	1	9	54	6.00	19	0		
N.14.15	Wyoming*	1	1	1	6	6.00	6	0		
N.21.15	at UNLV*	1	0	18	81	4.50	13	1	3	
N.28.15	Nevada*	1	1	6	21	3.50	14	1	14	
D.5.15	Air Force``	1	1	1	28	28.00	28	1	28	
D.24.15	vs. Cincinnati%	1	0	3	17	5.67	11	0		
S.3.16	New Hampshire	1	0	9	33	3.67	7	1	1	
S.10.16	California	1	0	8	28	3.50	12	0		
S.17.16	at Northern Illinois	1	0	14	65	4.64	27	0		
O.1.16	at South Alabama	1	0	9	62	6.89	15	1	15	
O.8.16	UNLV*	1	0	14	110	7.86	22	1	4	
O.14.16	at Fresno State*	1	0	15	49	3.27	12	0		
O.21.16	San José State*	1	0	9	105	11.67	73	3	3, 4, 73	
O.28.16	at Utah State*	1	0	5	16	3.20	8	0		
N.5.16	Hawai'i*	1	0	8	108	13.50	73	1	73	
N.12.16	at Nevada*	1	0	10	208	20.80	72	2	40, 72	
N.19.16	at Wyoming*	1	1	5	79	15.80	39	0		
N.26.16	Colorado State*	1	0	4	15	3.75	16	0		
D.3.16	at Wyoming@	1	0	16	117	7.31	37	2	6, 6	

Receiving

Date	Opponent	GP	GS	No.	Yds.	Avg.	Lg.	TD	TD Lengths
S.5.15	San Diego	1	0	2	39	19.5	32	0	
S.12.15	at California	1	0	1	3	3.0	3	0	
S.19.15	South Alabama	1	0	0	0	0.0	0	0	
S.26.15	at Penn State	1	0	0	0	0.0	0	0	
O.3.15	Fresno State*	1	0	2	48	24.0	33	1	33
O.10.15	at Hawai'i*	1	0	0	0	0.0	0	0	
O.17.15	at San José State*	1	0	0	0	0.0	0	0	
O.23.15	Utah State*	1	0	0	0	0.0	0	0	
O.31.15	at Colorado State*	1	1	0	0	0.0	0	0	
N.14.15	Wyoming*	1	1	0	0	0.0	0	0	
N.21.15	at UNLV*	1	0	1	2	2.0	2	0	
N.28.15	Nevada*	1	1	2	28	14.0	27	0	
D.5.15	Air Force``	1	1	0	0	0.0	0	0	
D.24.15	vs. Cincinnati%	1	0	0	0	0.0	0	0	
S.3.16	New Hampshire	1	0	0	0	0.0	0	0	
S.10.16	California	1	0	1	25	25.0	25	1	25
S.17.16	at Northern Illinois	1	0	2	37	18.5	27	1	27
O.1.16	at South Alabama	1	0	0	0	0.0	0	0	
O.8.16	UNLV*	1	0	2	50	25.0	41	1	41
O.14.16	at Fresno State*	1	0	1	5	5.0	5	0	
O.21.16	San José State*	1	0	2	64	32.0	35	0	
O.28.16	at Utah State*	1	0	1	0	0.0	0	0	
N.5.16	Hawai'i*	1	0	0	0	0.0	0	0	
N.12.16	at Nevada*	1	0	2	20	10.0	16	0	
N.19.16	at Wyoming*	1	1	0	0	0.0	0	0	
N.26.16	Colorado State*	1	0	0	0	0.0	0	0	
D.3.16	at Wyoming@	1	0	2	13	6.5	8	0	

Kick Returns

Date	Opponent	GP	GS	No.	Yds.	Avg.	Lg.	TD	TD Lengths
A.30.14	Northern Arizona	1	*	0	0	0.0	0	0	
S.6.14	at 21/23 No. Carolina	1	*	1	11	11.0	11	0	
S.20.14	at Oregon State	1	*	1	19	19.0	19	0	
S.27.14	UNLV*	1	*	1	15	15.0	15	0	
O.3.14	at Fresno State*	1	*	3	67	22.3	33	0	
O.10.14	at New Mexico*	1	*	0	0	0.0	0	0	
O.18.14	Hawai'i*	1	*	0	0	0.0	0	0	
N.1.14	at Nevada*	1	*	4	110	27.5	45	0	

N.8.14	Idaho	1	*	1	41	41.0	41	0		
N.15.14	at Boise State*	1	*	3	69	23.0	36	0		
N.21.14	Air Force*	1	*	2	49	24.5	28	0		
N.29.14	San Jose State*	1	*	1	12	12.0	12	0		
D.23.14	Navy#	1	*	3	107	35.7	57	0		
S.5.15	San Diego	1	*	1	97	97.0	97	1	97	
S.12.15	at California	1	*	3	93	31.0	38	0		
S.19.15	South Alabama	1	*	2	34	17.0	25	0		
S.26.15	at Penn State	1	*	2	137	68.5	100	1	100	
O.3.15	Fresno State*	1	*	1	18	18.0	17	0		
O.10.15	at Hawai'i*	1	*	2	34	17.0	22	0		
O.17.15	at San José State*	1	*	1	33	33.0	33	0		
O.23.15	Utah State*	1	*	1	22	22.0	22	0		
O.31.15	at Colorado State*	1	*	3	81	27.0	41	0		
N.14.15	Wyoming*	1	*	2	50	25.0	0	0		
N.21.15	at UNLV*	1	*	0	0	0.0	0	0		
N.28.15	Nevada*	1	*	1	18	18.0	18	0		
D.5.15	Air Force``	1	*	4	87	21.8	28	0		
D.24.15	vs. Cincinnati%	1	*	1	100	100.0	100	1	100	
S.3.16	New Hampshire	1	*	0	0	0.0	0	0		
S.10.16	California	1	*	1	100	100.0	100	1	100	
S.17.16	at Northern Illinois	1	*	0	0	0.0	0	0		
O.1.16	at South Alabama	1	*	3	58	19.3	26	0		
O.8.16	UNLV*	1	*	0	0	0.0	0	0		
O.14.16	at Fresno State*	1	*	2	41	20.5	25	0		
O.21.16	San José State*	1	*	0	0	0.0	0	0		
O.28.16	at Utah State*	1	*	1	56	56.0	56	0		
N.5.16	Hawai'i*	1	*	0	0	0.0	0	0		
N.12.16	at Nevada*	1	*	0	0	0.0	0	0		
N.19.16	at Wyoming*	1	*	2	94	47.0	93	1	93	
N.26.16	Colorado State*	1	*	7	113	16.1	31	0		
D.3.16	at Wyoming@	1	*	2	113	56.5	75	0		

Bold indicates season high. # - Mountain West game. # - 2014 San Diego County Credit Union Poinsettia Bowl (Qualcomm Stadium; San Diego, Calif.). `` - 2015 Sports Authority Mountain West Championship (Qualcomm Stadium; San Diego, Calif.). % - 2015 Hawai'i Bowl (Aloha Stadium; Honolulu, Hawaii). @ - 2016 Mountain West Championship (War Memorial Stadium; Laramie, Wyo.). GS - * in this category the player was on the field the first time San Diego State was in the kick return formation.

#65 SERGIO PHILLIPS

Defensive Line • Junior • 6-2 • 295 • DeSoto, Texas • De Soto HS

- **At San Diego State:** Originally signed with the 2013 class, but didn't join SDSU until the spring of 2014 ... Was recruited as an offensive lineman, but moved to the defensive line in the spring of 2014 ... Worked up from No. 4 on the depth chart at defensive tackle heading into the fall to the backup to Christian Heyward for the Poinsettia Bowl vs. Navy, but moved back to offensive line during the spring of 2015 ... Moved back to the defensive side of the ball for the final two games of 2015 due to an injury to Heyward ... Is coming off an excellent spring and is now the co-starter at defensive tackle with Noble Hall heading into the Las Vegas Bowl game this weekend, although Hall has started all 13 games so far.
- **2016 (Junior):** Has played in the team's 13 games off the bench, logging 38 tackles (19 solo), 3.5 tackles for loss, three sacks, a forced fumble, a pass breakup and three quarterback hurries ... **vs. New Hampshire (Sept. 3)** ... Came off the bench against New Hampshire in the 2016 opener and made a solo stop with a quarterback hurry ... **vs. California (Sept. 10)** ... Had an assisted tackle off the bench vs. California ... **at Northern Illinois (Sept. 17)** ... Did not find the stat sheet in a reserve role at Northern Illinois ... **at South Alabama (Oct. 1)** ... Had a career-high five tackles at South Alabama off the bench (his previous high was two) ... **vs. UNLV (Oct. 8)** ... Registered two stops (one solo) against UNLV ... **at Fresno State (Oct. 14)** ... Came up with two tackles (one solo) off the bench at Fresno State ... **vs. San José State (Oct. 21)** ... Had two tackles (one solo), including 0.5 TFL off the pine vs. San José State ... **at Utah State (Oct. 28)** ... Recorded four tackles (two solo) in a reserve role at Utah State ... **vs. Hawai'i (Nov. 5)** ... Had another good game with four tackles (all solo), a 3-yard sack and a forced fumble off the pine against Hawai'i ... The forced fumble was the first of his career ... **at Nevada (Nov. 12)** ... Made three tackles (two solo) with an

8-yard sack (and tackle for loss) and a quarterback hurry at Nevada ... **at Wyoming (Nov. 19)** ... Made three stops off the bench and added a quarterback hurry at Wyoming ... **vs. Colorado State (Nov. 26)** ... Had an assisted stop off the bench once again vs. Colorado State ... **at Wyoming (Dec. 3)** ... Had arguably the best game of his career at Wyoming in the MW Championship, registering a career-high 10 tackles, including a sack and a tackle for loss, and a pass breakup ... Led the team in tackles for the first time of his career.

- **2015 (Sophomore):** Played in eight games with the first six appearances coming on the offensive line and the final two on the defensive line ... Did not record a stat on the season ... Logged offensive line time off the bench at Penn State, vs. Utah State, at Colorado State, against Wyoming, at UNLV and vs. Nevada ... Was the only defensive substitution in the Mountain West Championship game vs. Air Force ... Also logged defensive line time against Cincinnati in the Hawai'i Bowl.
- **2014 (Freshman):** Played in seven games off the bench, registering five tackles, including a sack and two tackles for loss ... Made his collegiate debut in the opener vs. Northern Arizona without finding the stat sheet ... Did not play in each of the next four games - at No. 21/23 North Carolina, at Oregon State, vs. UNLV and at Fresno State ... Made his first career tackle at New Mexico in a reserve role, which ended up being a 4-yard loss ... Did not see action vs. Hawai'i or at Nevada ... Recorded a career-high two stops vs. Idaho, both assisted tackles ... Had one tackle at Boise State ... Logged statless time in home games vs. Air Force and San José State ... Came off the bench vs. Navy in the Poinsettia Bowl, recording a solo tackle, which was a 4-yard sack (and TFL).
- **High School:** Named a first-team Class 5A all-state pick by the Associated Press and a second-team selection by *The OldCoach.com* ... Named to the all-state first team as a senior ... A first-team District 7-5A all-district honoree in back-to-back years in 2011 and 2012 ... Graded out at 96 percent with 94 pancake blocks and no sacks allowed as a senior ... The Eagles went 14-1 and 7-0 in league play in 2012 after going 10-2 and 5-1 in 2011 ... A three-star recruit by Scout.com, ESPN and 247Sports.com, and two-star pick by Rivals.com ... Ranked as the 24th-best incoming center by Scout ... 247Sports had him at No. 59 in the country among offensive guards and 205th of all players in the state of Texas ... Also got an 83 rating by 247Sports ... Received a scout grade of 72 by ESPN and a national ranking of 95th among offensive guards ... Competed on the basketball team and in track & field (shot put).
- **Personal:** Sergio R. Phillips was born Sept. 2, 1994, in Dallas, Texas ... Son of Paula Glenn ... Picked SDSU over Nevada, where he had an official visit, and Memphis, New Mexico and New Mexico State ... Was also looked at in the recruiting process by Baylor, Boise State, California, Kansas State, LSU, Missouri, North Texas, Oklahoma, Oklahoma State, Oregon State, Stanford, TCU, Texas A&M, Texas Tech and West Virginia ... Majoring in criminal justice.

Phillips' Career Statistics

Season	GP	GS	UA	A	TT	TFL	Sk	Int.	PBU	FF	FR
2014	7	0	2	3	5	2.0	1.0	0	0	0	0
2015	8	0	0	0	0	0.0	0.0	0	0	0	0
2016	13	0	19	19	38	3.5	3.0	0	1	1	0
Career	28	0	21	22	43	6.5	4.0	0	1	1	0

Career Highs: Tackles: 10 at Wyoming (12/3/16); Tackles For Loss: 1.0, five times; Sacks: 1.0, four times; Pass Breakups: 1 at Wyoming (12/3/16); Forced Fumbles: 1 vs. Hawai'i (11/5/16).

2016 Highs: Tackles: 10 at Wyoming (12/3/16); Tackles For Loss: 1.0 at Wyoming (12/3/16), at Nevada (11/12/16), vs. Hawai'i (11/5/16); Sacks: 1.0 at Wyoming (12/3/16), at Nevada (11/12/16), vs. Hawai'i (11/5/16); Pass Breakups: 1 at Wyoming (12/3/16); Forced Fumbles: 1 vs. Hawai'i (11/5/16).

Phillips' Career Game-by-Game

Date	Opponent	GP	GS	UA	A	TT	TFL	Sk.	Int.	PBU	FF	FR
A.30.14	Northern Arizona	1	0	0	0	0	0.0	0.0	0	0	0	0
S.6.14	at 21/23 No. Carolina	---	---	---	---	---	---	---	---	---	---	---
S.20.14	at Oregon State	---	---	---	---	---	---	---	---	---	---	---
S.27.14	UNLV*	---	---	---	---	---	---	---	---	---	---	---
O.3.14	at Fresno State*	---	---	---	---	---	---	---	---	---	---	---
O.10.14	at New Mexico*	1	0	1	0	1	1.0	0.0	0	0	0	0
O.18.14	Hawai'i*	---	---	---	---	---	---	---	---	---	---	---
N.1.14	at Nevada*	---	---	---	---	---	---	---	---	---	---	---
N.8.14	Idaho	1	0	0	2	2	0.0	0.0	0	0	0	0
N.15.14	at Boise State*	1	0	0	1	1	0.0	0.0	0	0	0	0
N.21.14	Air Force*	1	0	0	0	0	0.0	0.0	0	0	0	0

N.29.14	San José State*	1	0	0	0	0	0.0	0.0	0	0	0	0
D.23.14	vs. Navy#	1	0	1	0	1	1.0	1.0	0	0	0	0
S.3.16	New Hampshire	1	0	1	0	1	0.0	0.0	0	0	0	0
S.10.16	California	1	0	0	1	1	0.0	0.0	0	0	0	0
S.17.16	at Northern Illinois	1	0	0	0	0	0.0	0.0	0	0	0	0
O.1.16	at South Alabama	1	0	2	3	5	0.0	0.0	0	0	0	0
O.8.16	UNLV*	1	0	1	1	2	0.0	0.0	0	0	0	0
O.14.16	at Fresno State*	1	0	1	1	2	0.0	0.0	0	0	0	0
O.21.16	San José State*	1	0	1	1	2	0.5	0.0	0	0	0	0
O.28.16	at Utah State*	1	0	2	2	4	0.0	0.0	0	0	0	0
N.5.16	Hawai'i*	1	0	4	0	4	1.0	1.0	0	0	1	0
N.12.16	at Nevada*	1	0	2	1	3	1.0	1.0	0	0	0	0
N.19.16	at Wyoming*	1	0	1	2	3	0.0	0.0	0	0	0	0
N.26.16	Colorado State*	1	0	0	1	1	0.0	0.0	0	0	0	0
D.3.16	at Wyoming@	1	0	4	6	10	1.0	1.0	0	1	0	0

*Bold indicates season high. * - Mountain West game. # - 2014 San Diego County Credit Union Poinsettia Bowl (Qualcomm Stadium; San Diego, Calif.). `` - 2015 Sports Authority Mountain West Championship (Qualcomm Stadium; San Diego, Calif.). % - 2015 Hawai'i Bowl (Aloha Stadium; Honolulu, Hawaii). @ - 2016 Mountain West Championship (War Memorial Stadium; Laramie, Wyo.).*

#19 DONNEL PUMPHREY

Running Back • Senior • 5-9 • 180 • Las Vegas, Nev. • Canyon Springs HS

- **At San Diego State:** A Heisman, All-America and Mountain West Player-of-the-Year candidate ... Shifty, speedy back who is one of the top athletes on the entire West Coast ... Can go outside and inside, and is a dangerous threat to break free for the long run ... Has great hands ... Is not afraid of contact ... Can also return punts and kicks if needed ... Saw plenty of playing time in the backfield as a true freshman in 2013, and has been the starter in each of the last 39 games ... **Is ranked second all-time in NCAA FBS history in rushing yards (6,290)** ... Is also seventh in all-purpose yards (7,374), and ninth in rushing touchdowns (61) and in overall touchdowns (66) ... **Is the only player in NCAA FBS history with at least 5,000 rushing yards (or 6,000 yards) and 1,000 receiving yards** ... Holds numerous SDSU school records, passing Marshall Faulk this year in rushing yards (6,290), all-purpose yards (7,374), 100-yard rushing games (32), overall touchdowns (66), rushing touchdowns (61), overall points (396) and rushing attempts (1,040) ... Also is tied with Faulk in 200-yard rushing games (6) and second in 150-yard rushing games (14) ... Is the all-time MW leader in rushing yards, all-purpose yards, rushing touchdowns, overall touchdowns and 100-yard games ... Has 16 career games with multiple rushing touchdowns and 18 overall with multiple scores ... Among active FBS players, Pumphrey leads the country in rushing yards, all-purpose yards, rushing touchdowns, overall touchdowns and 100-yard games ... Joins Marshall Faulk with the most 1,000-yard seasons (three) in school history ... SDSU is 28-9 over his career when he scores at least one rushing touchdown and 27-5 when he reaches 100 rushing yards ... Has played in 53 consecutive games, tied for the longest streak on the team (Daniel Brunskill and Nico Siragusa).
- **2016 (Senior):** Racked up numerous preseason accolades, including being named to the Walter Camp Watch List (collegiate player of the year), Maxwell Award Watch List (collegiate player of the year), the Doak Award Watch List (top running back) and the CFP National Performer of the Year Trophy Award Watch List ... **Tied for 10th in the voting for the Heisman Trophy with Florida State running back Dalvin Cook** ... Was recently named a Doak Walker Award finalist, and a Maxwell Award and Walter Camp Player-of-the-Year Award semifinalist ... Also is a first-team All-American by Walter Camp, Associated Press and Sports Illustrated, and a second-team All-American by both USA Today and The Sporting News ... Also was a midseason All-American by USA Today, Sports Illustrated, ESPN, Sporting News, CBS Sports and Fox Sports ... **Was named the MW Offensive Player of the Year for a second straight season, becoming the first running back to accomplish the feat and the fourth player overall, joining Derek Carr (2012-13 at Fresno State), Andy Dalton (2009-10 at TCU) and Bradlee Van Pelt (2002-03 at Colorado State)** ... Also became the **first offensive player in MW history with three first-team honors (2014-16) and the third player overall (also Leon McFadden (2010-12) and Morrison (2002-04))** ... Racked up three awards at the team's postseason banquet, including the John Simcox Memorial Trophy (team MVP) for a third straight season, the Byron H. Chase Memorial (team offensive MVP) for a third consecutive year and the team's Dr. R. Hardy/C.E. Peterson Memorial Trophy (team captain award)

... Was also been named the preseason Mountain West Offensive Player of the Year by the league's media, *ESPN College Football 2016* and *Lindy's Sports* ... Also was named a preseason first-team all-MW pick by the MW media, *Phil Steele's 2016 College Football Preview*, *ESPN College Football 2016*, *Sporting News*, *Lindy's Sports*, *Athlon Sports* and *USA Today's Paul Myerberg* ... Myerberg also named him a "Heisman Trophy Candidate" as well as a "Doak Award Candidate" ... Has also picked up many superlatives, including the "Sixth-Best Fantasy Football Running Back," the "Eighth-Best Running Back in FBS," "No. 2 on the MW's Top-10 NFL Talent" and a "SDSU Player to Watch" by *Lindy's Sports* ... *CBS Sports* called him the "Ninth-Most Irreplaceable College Football Player in 2016" ... Was deemed the "No. 13 on College Football's Pre-Spring Top-75 RB List" and a "Group of 5 Player to Know" by *Athlon Sports* ... Other accolades include the "MW's Top NFL Prospect" by *Sporting News*, "No. 1 on Five-Best MW Pro Prospects" and "SDSU's Best Offensive Player" by *Campus Insiders*, and a "Top-25 MW Player to Watch" by the *Orlando Sentinel* ... Also was named the "12th-Best Draft-Eligible Running Back" by Phil Steele ... Has rushed 330 times for 2,018 yards (6.1 avg.) and 16 touchdowns on the season, while adding a team-high-tying 26 catches for 205 yards (7.9 avg.) ... Ranks second the nation in rushing yards (2,068), rushing yards per game (155.2) and all-purpose yards (2,229), despite not playing in the fourth quarter in four of the past seven games ... Also is seventh in all-purpose yards per game (171.46), eighth in rushing yards per carry (6.11, min. 220 att.), ninth in rushing touchdowns (16) and 18th in overall touchdowns (18) ... His 155.2 yards per game are more than 39 other FBS teams and would rank in 90th in the country as a "team" ... Is one of only four players in NCAA FBS play this year to lead his team in rushing yards and receptions ... Has a school-record 2,018 rushing yards in 13 games, passing his previous record of 1,869 set in 2014 in 13 games ... Is 110 yards away from cracking the top 10 in NCAA FBS single-season history (2,127) ... Has a FBS-leading four games this year with at least 220 yards, including 281 vs. California (11th nationally), 223 at Utah State (35th nationally) and 220 at Northern Illinois and at Fresno State (40th nationally) ... Had a nine-game streak with at least 100 rushing yards, the longest in MW history and the second longest in SDSU history (Marshall Faulk, 10), snapped at Wyoming ... Against Cal and NIU, Pumphrey became the first back in the nation to rush for more than 500 yards in a two-game period since Oklahoma's Samaje Perine did it in 2014 ... His rush averages by quarter this year - 1st - 5.4, 2nd - 6.1, 3rd - 6.1 and 4th - 7.7 - and by half - 1st - 5.7 and 2nd - 6.6 ... His rush averages by down - 1st - 5.2, 2nd - 7.1 and 3rd - 8.9 ... **vs. New Hampshire (Sept. 3)** ... Rushed 21 times for 98 yards (4.7 avg.), while adding four catches for 41 yards, in the opener vs. New Hampshire ... Moved from 74th in NCAA history to 64th, passing the likes of Bo Jackson (4,303), finishing the game at 4,370 career rushing yards ... **vs. California (Sept. 10)** ... Had a career game vs. California en route to being named the MW Offensive Player of the Week for the fifth time of his career and the Maxwell Award Player of the Week for the first time ... Had a career-high 281 rushing yards and three touchdowns on 29 carries (9.7 avg.) on his way to breaking Marshall Faulk's SDSU career rushing record ... The 281 rushing yards were the fifth most in a game in program history, the 11th most in the country this year (as of Dec. 10 and the most by a current "Group of 5" player vs. a current "Power 5" team since East Carolina's Scott Harley had 361 yards vs. North Carolina State on Nov. 30, 1996 ... It was his 23rd career 100-yard rushing game, which tied Faulk for the most in program history, and third career 200-yard game ... His yards by quarter: 49 in the first, 38 in the second, 114 in the third and 80 in the fourth ... Also added a team-high-tying four catches for 29 yards ... **at Northern Illinois (Sept. 17)** ... Rushed 23 times for 220 yards and three touchdowns at Northern Illinois, his second straight 200-yard game ... Broke Marshall Faulk's (5,595) career all-purpose record ... Broke 100 yards rushing for the 24th time of his career, passing Faulk for the most in program history ... Moved from 39th in NCAA history to 29th with 4,871 career rushing yards, passing the likes of Marcus Allen (4,810) and Thurman Thomas (4,847), among others ... Broke 200 yards rushing for the fourth time of his career ... The 501 rushing yards on 52 carries (9.63 avg.) and six touchdowns over the two-game span was the first time a player had 500 yards in a two-game span since Oklahoma's Samaje Perine totaled 578 from Nov. 22-Dec. 6, 2014 ... Additionally, he became just the third player in MW history with back-to-back 200-yard rushing games and one of two with 500-plus yards in a two-game span ... Now has six career games with at least three rushing touchdowns (SDSU is 6-0 in those games) ... **at South Alabama (Oct. 1)** ... Rushed 25 times for 151 yards (6.0 avg.) and a touchdown at South Alabama, while adding two catches or seven yards ... Broke 100 yards rushing for the 25th time of his career ... Became the MW's all-time rushing leader, passing New Mexico's Don-Trell Moore's 4,973 ... Also became the 19th player in NCAA history to eclipse 5,000 career rushing yards ... Moved from 29th in NCAA history to 17th with 5,022 career rushing yards, passing the likes of Melvin Gordon (4,915), Ray Rice (4,926), Michael Turner (4,941), DonTrell Moore (4,973) and Daren Sproles (4,979), among others ... **vs. UNLV (Oct. 8)** ... Rushed 31 times for 141 yards (4.5 avg.) and one touchdown against UNLV, while adding a career-

high seven catches for 57 yards, which was seven yards short of matching his career best ... Broke 100 yards rushing for the 26th time of his career ... Moved from 17th in NCAA history (using the official NCAA record books) to 14th with 5,163 rushing yards, passing the likes LaMichael James (5,082) and Montee Ball (5,140), among others ... Finished his career with 535 rushing yards and eight touchdowns against UNLV on 80 carries (6.7 avg.) in four meetings ... **at Fresno State (Oct. 14)** ... Rushed a career-high 38 times for 220 yards (5.8 avg.) and two touchdowns at Fresno State ... Moved from 14th in NCAA history (using the official NCAA record books) to eighth with 5,383 rushing yards, passing the likes of Archie Griffin (5,177), Herschel Walker (5,259) and LaDainian Tomlinson (5,263) ... Broke 100 yards rushing for the fifth straight game and 27th time of his career to move into sole possession of first place in Mountain West history ... Broke 150 yards for the 12th time of his career and fourth time this year in six games ... Broke 200 yards for the fifth time of his career and third time this season in six games ... Broke 1,000 yards for the season in just the sixth game, tying Marshall Faulk in 1992 for the fastest to reach 1,000 yards in a season by an Aztec ... The 38 carries were the most by an Aztec since Lynell Hamilton rushed 40 times vs. Wyoming in 2003 ... **vs. San José State (Oct. 21)** ... Rushed 24 times for 135 yards (5.6 avg.) and two touchdowns, while adding two catches for 14 yards against San José State ... Broke 100 yards rushing for the sixth straight game and 28th time of his career ... Recorded a rushing touchdown for an eighth straight game (14 total over that span) and scored an overall touchdown for the 11th consecutive game (19 total) ... Scored his 12th and 13th rushing touchdowns of the season and had 58 for his career, which passed Marshall Faulk for the school record ... Also scored his 12th and 13th overall touchdowns this year and had 63 for his career, which passed Marshall Faulk for the Aztec record ... Finished his career with 626 rushing yards (156.5 RYPG) and seven rushing touchdowns (eight overall scores) on 75 carries (8.3 avg.) against San José State ... **at Utah State (Oct. 28)** ... Rushed 32 times for 223 yards (7.0 avg.) at Utah State without playing the fourth quarter ... Moved from eighth on the NCAA FBS all-time rushing list to fifth (5,741), passing Cedric Benson (5,540), Travis Prentice (5,596) and Charles White (5,598) ... Moved into 10th place on the SDSU single-season rush list with 1,469 yards for the year ... Broke 100 yards rushing for the seventh straight game (fourth-longest streak in SDSU history) and 29th time of his career, the active FBS leader ... Broke 150 yards for the fifth time on the year and 13th time of his career (passing Ronnie Hillman for second most at SDSU) ... Broke 200 yards for the fourth time of the season (tied with Marshall Faulk for most in SDSU single-season history) and sixth time of his career (second in school history, one behind Faulk) ... Recorded his fourth game this year with at least 200 yards (no other player in FBS this year had more than one through the first nine weeks) ... In two career games against Utah State, he now has rushed for 404 yards and two touchdowns on 55 carries (7.3 avg.) ... **Hawai'i (Nov. 5)** ... Rushed 21 times for 112 yards (5.3 avg.) without playing in the fourth quarter for the third consecutive game ... Broke 100 yards rushing for the eighth straight game (tied for the second-longest streak in SDSU history) and 30th time of his career ... **at Nevada (Nov. 12)** ... Rushed 26 times for 198 yards (7.6 avg.) and one touchdown at Nevada ... Passed DeAngelo Williams into fourth place on the NCAA FBS all-time rushing list with 6,051 yards ... Broke 100 yards rushing for the ninth straight game (his longest streak and the second longest streak in SDSU history) and 31st time of his career, the active FBS leader ... Scored his 14th rushing touchdown of the season and 59th of his career, tying with Colin Kaepernick and Eric Crouch for ninth all-time in NCAA FBS history ... Scored his 14th overall touchdown of the year and 64th of his career ... SDSU improved to 26-5 when he reached 100 rushing yards and 27-8 when he rushes for at least one touchdown ... **at Wyoming (Nov. 19)** ... Rushed 17 times for 76 yards (4.5 avg.) and added five catches for 52 yards (10.4 avg.) at Wyoming ... Passed Tony Dorsett into third place on the NCAA FBS all-time rushing list with 6,127 yards ... Moved to second on the school's single-season rushing list, 12 yards shy of his own school record (set in 2014) ... Became the first player in NCAA FBS history with at least 5,000 rushing yards and 1,000 receiving yards ... **vs. Colorado State (Nov. 26)** ... Rushed 18 times for 53 yards and a touchdown, and added an 8-yard reception vs. Colorado State, not playing in the fourth quarter ... Broke his own SDSU single-season rushing record (1,867 set in 2014) ... The rushing touchdown was his 15th of the season and 60th of his career, passing Eric Crouch and Colin Kaepernick into ninth place on the all-time NCAA FBS list ... Passed Ricky Williams into eighth place in NCAA FBS history with 7,264 all-purpose yards ... **at Wyoming (Dec. 3)** ... Rushed 25 times for 117 yards and a touchdown at Wyoming in the MW Championship game ... Passed Ricky Williams into second place on the all-time NCAA FBS rushing list with 6,290 yards ... Became the 22nd player in NCAA FBS single-season history to record 2,000 rushing yards (now has 2,018) ... Recorded his 10th 100-yard rushing game of the season and 32nd of his career ... The 10 100-yard games ties his own record (set in 2014), while his 32 career 100-yard games extends his SDSU record ... Became the school's single-season leader in all-purpose yards with 2,229 yards ... Passed Tavon Austin into seventh place in NCAA FBS history

with 7,374 yards ... The rushing touchdown was his 16th of the season and 61st of his career ... Now has 16 overall touchdowns and 66 for his career, passing DeMarco Murray (Oklahoma) and Anthony Thompson (Indiana) for ninth on the all-time NCAA FBS list.

- 2015 (Junior):** Was named the Mountain West Offensive Player of the Year and a first-team all-league pick by the league's coaches and media ... He was the first Aztec to be named a league offensive player of the year since George Jones in 1995 as a member of the Pacific Division of the WAC and the fourth offensive honoree in program history ... Also was awarded the team's John Simcox Memorial Trophy as the 2015 team MVP for the second straight year, joining Kirk Morrison (2003-04), Marshall Faulk (1992-93), Todd Santos (1986-87) and Gary Garrison (1964-65) as the only repeat winners in program history ... Also won the Byron H. Chase Memorial Offensive Player-of-the-Year award for a second straight year ... Was named an honorable-mention *Sports Illustrated* All-American ... Also was picked as a first-team all-MW selection by *Phil Steele Magazine* ... Racked up numerous preseason awards, headlined by being named to the Maxwell Award Watch List (player of the year) and the Doak Walker Award Watch List (top running back) ... Also was on the CFPA National Performer of the Year Trophy Watch List (top player) ... Was chosen as a preseason all-MW performer by the Mountain West media, *USA Today*, *Phil Steele*, *Sporting News*, *Athlon Sports*, *Lindy's Sports* and *ESPN College Football Preview* ... Was also Lindy's Mountain West Most Valuable Player and ESPN's Mountain West Offensive Player of the Year ... *Campus Insiders* named him the "No. 6 Running Back in FBS," while *Lindy's Sports* had him at No. 9 ... Has been deemed by *Sports Illustrated* as "Five Players Who Deserve Attention" ... Was listed as the "No. 2 NFL Talent in the Mountain West" by *Lindy's Sports* and the "No. 1 Running Back in the Mountain West" by *Athlon Sports* ... Was the "Most Likely to Have 1,500 Yards Rushing," according to *USA Today* ... Was listed as the "Biggest Overachiever" by *Sporting News* and a "SDSU Player to Watch" by *Lindy's Sports* ... Was named the MW Offensive Player of the Week twice on the season ... Led the Aztecs with 1,653 rushing yards on 309 attempts (5.3 avg.) and 17 rushing touchdowns ... Also had a team-high 28 catches for 416 yards (second on team) (14.9 avg.) and three receiving scores (second on team), and led SDSU with 2,069 all-purpose yards ... Was one of only four players in FBS to lead his team in rushing yards and catches ... Had eight straight games with a 100-plus yards from Oct. 3-Nov. 28, which is the longest streak in MW history and tied for the second-longest streak in school history ... Had his streak of five straight games with at least 100 rushing yards snapped in the opener vs. San Diego after rushing 19 times for 62 yards (3.3 avg.) with a touchdown ... Also caught two passes out of the backfield for 14 yards (7.0 avg.) ... Rushed for 85 yards on 21 attempts (4.0 avg.) at California in his 15th consecutive start ... Also caught two passes for 23 yards (11.5 avg.) ... Broke 100-plus rushing yards for the first time of the season with 102 yards on 28 carries (3.6 avg.) against South Alabama ... Also had a team-high five catches for a team-best 55 yards (11.0 avg.) ... The five receptions matched a career high ... Rushed 18 times for 56 yards (3.1 avg.) and a touchdown at Penn State ... Added a team-high five catches, matching a career high, for 53 yards (10.6 avg.) ... Rushed 23 times for 124 yards (5.4 avg.) and a 33-yard touchdown vs. Fresno State before exiting midway through the third quarter with an injury ... Became the fourth Aztec in school history to rush for at least 3,000 yards over his career in the game ... The 33-yard rush was his longest of the season at that point ... Was named the MW Offensive Player of the Week for the third time of his career for his play at Hawai'i ... Rushed a career-high 30 times for 148 yards (4.9 avg.), including three touchdowns, and two catches for 49 yards ... Had multiple touchdowns for the first time this year ... Also had a career-long 36-yard reception, which came on 3rd and 6 and led to his final touchdown of the night ... Scored his first two touchdowns in just 5:50 of action ... Had another huge game at San José State, rushing 20 times for 152 yards (7.6 avg.), including a touchdown, and three catches for 55 yards and another score ... Had four more rushing yards (152) than San José State had total yards (148) ... Moved past Ronnie Hillman (2010-11) into third place on the school's all-time rushing list ... The receiving touchdown was his first since Oct. 10, 2013 at Air Force and third of his career ... Now has 491 rushing yards (163.7 avg.) and five rushing touchdowns on 51 carries (9.6 avg.) over his career against San José State ... Rushed 23 times for 181 yards (7.9 avg.) and two touchdowns against Utah State ... Had his second 150-yard game of the season and seventh of his career (T-4th all-time at SDSU) ... The two rushing touchdowns moved him past Ronnie Hillman (2010-11) and Larry Ned (1998-01) into second all-time in program history ... Included in the 181 yards was a 62-yard touchdown run ... Was named the MW Offensive Player of the Week for the second time of the season at Colorado State, rushing 20 times for 121 yards (6.1 avg.) and two touchdowns, while adding two catches for 47 yards (23.5 avg.) and another score ... Broke 1,000 yards for the season during the game, making him one of five players in school history with multiple 1,000-yard campaigns ... Scored a rushing touchdown for the seventh straight game, the longest streak of his career ... Had multiple overall touchdowns for the fourth straight game ... Had a season-long 64-yard rush ... Rushed 29 times for 140 yards

(4.8 avg.), while adding three catches for 29 yards (9.7 avg.) against Wyoming ... Broke 100 yards rushing for the sixth straight game ... Had a long rush of 28 yards ... Rushed 14 times for 139 yards (9.9 avg.) and two touchdowns at UNLV ... Broke 100 yards rushing for the seventh straight game ... Now has 393 rushing yards and seven touchdowns on 49 attempts (8.0 avg.) against UNLV in three games ... Rushed 23 times for 154 yards (6.7 avg.) and two touchdowns against Nevada ... Broke 100 yards rushing for the eighth straight game, ninth time this season and 22nd time of his career ... Broke 4,000 rushing yards for his career with a season-long 72-yard run in the second quarter ... Became one of just two Aztecs (Marshall Faulk, 4,589) and one of two players in Mountain West history (New Mexico's DonTrell Moore, 4,973) with at least 4,000 rushing yards ... Scored his 15th and 16th rushing touchdowns of the season It was 12th career game with multiple rushing touchdowns and 14th overall with multiple scores ... Rushed 16 times for 90 yards (5.6 avg.) in the MW Championship game against Air Force, while adding two catches for 64 yards (32.0 avg.) and a touchdown ... Set career highs in receiving yards (64) and long reception (40) ... The receiving touchdown was his third of the year and fifth of his career ... Rushed 25 times for 99 yards (4.0 avg.) vs. Cincinnati in the Hawai'i Bowl, while adding a 19-yard reception and throwing a 16-yard touchdown pass ... Scored his 17th rushing touchdown of the season (45th of career) and 20th overall touchdown on the year (50th of career) ... The touchdown pass was the first of his career ... San Diego State improved to 21-7 over his career when he records at least one rushing touchdown.

- 2014 (Sophomore):** Was named a *Sports Illustrated* Honorable-Mention All-American ... Was also a first-team all-Mountain West pick by the league's media and coaches ... Additionally was named the team's Most Valuable Player and was chosen as the Offensive Player of the Year at the team banquet ... Was on the Doak Walker Award Watch List, which goes out to the top running back in the country ... Was named to the Mountain West midseason first team by Phil Steele ... Also was selected to the preseason all-Mountain West team by the MW media, as well as a first-team pick by *Athlon Sports* and a second-team selection by *Lindy's Sports* ... Also was deemed SDSU's Most Valuable Player and a player to watch by *Lindy's Sports* ... Started all 13 of the team's games ... Rushed for a school-record 1,867 yards on 276 attempts (6.8 avg.) with 20 touchdowns ... Became the 15th Aztec to rush for 1,000 yards in a season (20th occasion overall), the 13th in their DI era (18th occasion overall) and sixth sophomore in school history ... Reached 1,000 yards on the year in his eighth game, which was tied for the fifth-fewest games played to reach 1,000 yards in school history ... Also had 23 catches for 160 yards (7.0 avg.) ... Had a school single-season record 10, 100-yard rushing games on the year with the other three games going for 89, 94 and 85 ... Also ranked fourth in single-season history in rushing touchdowns (20) and tied for fifth in overall scores (20) ... Ranked fourth in the nation in rushing yards per game (143.62), eighth in all-purpose yards per game (155.92), ninth in rushing touchdowns (20), 10th in rushing yards per carry (6.76) and tied for 17th in points per game (9.23 (11th among non-kickers)) ... Had a solid debut vs. Northern Arizona in his second career start, rushing for a game-high 111 yards and two touchdowns on 19 attempts (5.8 avg.) ... It was the fourth 100-yard rushing game of his career and the 14th by an Aztec in a season opener in program history ... Also added a team-long and career-long 31-yard catch ... Rushed for an even 100 yards on 17 carries (5.9 avg.) with two touchdowns at No. 21/23 North Carolina ... Also led the team with a career-high five receptions for 18 yards ... It was his second straight 100-yard rushing game ... Rushed for 89 yards and a touchdown on 17 carries (5.2 avg.) at Oregon State in a third straight start ... The 89 yards put him over 1,000 for his career in his 16th career game, despite only starting four times ... Also had two receptions for 14 yards ... Had a big game against UNLV, rushing 22 times and a career-high four touchdowns and 167 yards, averaging 7.6 yards per carry ... He had 107 yards and all four of his touchdowns in the first half as SDSU raced out to a 28-10 lead ... The four rushing touchdowns (and four overall scores) were the most by an Aztec player since Adam Muema had four at Wyoming on Nov. 24, 2012, tied for the fifth most in a game in school history, tied for the fifth most in a game in Mountain West history and tied for the eighth most in a game in FBS play this season ... Also had two catches (for -(-3) yards) ... Was named the Mountain West Offensive Player of the Week for his efforts and also a CFPA Honorable Mention Running Back Performer of the Week ... Rushed for 94 yards on 24 attempts (3.9 avg.) at Fresno State and did not make a catch for the first time on the season ... Had a huge game at New Mexico, rushing for yards and two touchdowns on 20 attempts, averaging 12.3 yards per carry ... The 246 yards rank as the 14th most in program history ... He became the 19th player in school history with a 200-yard rushing game (40th time overall) ... Had a 93-yard rushing touchdown, which is tied for the third-longest rushing play in program history, tied for the second longest in its Division I era (since 1969) and third longest in the nation this year ... Also added a 7-yard reception ... Was named the MW Offensive Player of the Week for the second time in three weeks for his performance, along with honorable mention accolades as a CFPA Running Back Performer of the Week ... Rushed for 182 yards and a touchdown on 25 attempts, aver-

aging 7.3 yards per carry, vs. Hawai'i ... Rushed for 85 yards on 13 attempts, averaging 6.5 yards per carry, at Nevada ... Broke 1,000 yards in his eighth game, which is tied for the fifth-fewest games played to reach 1,000 yards in school history ... Also added a 3-yard reception ... Rushed for 142 yards and a touchdown on a career-high 26 attempts against Idaho, averaging 5.5 yards per attempt ... Also had a 3-yard reception ... Rushed for 147 yards and two touchdowns on 24 attempts at Boise State, posting a 6.1 average per carry ... It was his sixth career game with multiple rushing touchdowns ... Also added three catches for 35 yards ... Had 131 yards rushing vs. Air Force with a touchdown on a career-high 27 attempts (4.9 avg.) ... Also had one catch for 14 yards ... Rushed for 261 yards and three touchdowns on 21 attempts, averaging 12.4 yards per carry, vs. San José State ... The 261 yards were the eighth most in SDSU single-game history and the 17th most in FBS play in 2015 ... His career-high effort surpassed his 246 yards gained at New Mexico earlier this season (Oct. 10) ... Finished his season with 112 yards on 21 attempts (5.3 avg.) and a touchdown against Navy in the Poinsettia Bowl ... Also had a team-high four catches for 42 yards, including a long of six yards.

• **2013 (Freshman):** Was named to the College Football News all-Freshman Team as an honorable-mention pick ... Was picked as a midseason third-team all-MW selection by Phil Steele ... Played in all 13 games with one start as a true freshman ... Was second on the team with 752 rushing yards on 125 carries (6.0 avg) ... Ranked 12th in the nation among freshmen with 57.8 yards per game ... Also had eight rushing touchdowns and 10 overall touchdowns, both of which ranked second on the team ... The eight rushing touchdowns were the sixth most among freshmen in the country ... Was the first Aztec freshman with 100 or more yards in three straight games since Marshall Faulk in 1991 when he did it against New Mexico State (Sept. 28), Nevada (Oct. 4) and Air Force (Oct. 10) ... Had 22 catches for 234 yards (10.6 avg.) and two touchdowns and returned four kickoffs for 63 yards (15.8 avg.) ... The 752 rushing yards were the sixth-most ever among Aztec freshmen ... Was one of only two freshmen in the nation (and 19 players overall) with at least 750 rushing yards and 230 receiving yards ... Of his 151 touches, 32 (21.2 percent) resulted in a gain of at least 10 yards, while 10 (6.7 percent) ended with a touchdown ... Played in the opener as a true freshman vs. Eastern Illinois ... Was all over the field, rushing for 25 yards on seven carries (3.6 avg.), catching three passes for 17 yards (5.7 avg.) and returning three kickoffs for 43 yards ... Carried three times for 18 yards (6.0 avg.) at No. 3/2 Ohio State with a 14-yarder and added an 18-yard reception ... Also returned a kickoff for 20 yards ... Had three catches out of the backfield for 53 yards and his first career touchdown against Oregon State ... Also carried four times for 10 yards ... Had a breakout game at New Mexico State, rushing for a career-high 167 yards on 19 attempts (8.8 avg.) and three touchdowns ... He became the 73rd different Aztec with a 100-yard rushing game ... The 167 yards were the 11th most in a game nationally by a freshman and the most by an Aztec freshman since Ronnie Hillman had 228 yards in the 2010 Poinsettia Bowl ... His three rushing touchdowns were also tied for the fifth most in the country by a freshman ... Also set a career high with 19 attempts and added a career-long 43-yard run ... Was named a CFPA honorable mention running back performer of the week for his efforts ... Posted his second consecutive 100-yard rushing game vs. Nevada with 11 carries for 112 yards and a touchdown ... He became the first Aztec freshman to rush for more than 100 yards in consecutive games since Ronnie Hillman did it in the final two contests of 2010 ... Also had a career-long 72-yard run ... Had 117 yards and a touchdown on 17 attempts (6.9 avg.) at Air Force, including the game-winning 10-yard touchdown on a 3rd and goal from the 10 with 1:39 left in the fourth quarter ... He became the first Aztec freshman with 100 or more yards in three straight games since Marshall Faulk in 1991 and the first Aztec with three straight 100-yard rushing games since Ronnie Hillman in 2011 ... Also had two catches for 43 yards and a touchdown, including a career-long tying 23-yard grab ... Carried 12 times for 37 yards against No. 15/18 Fresno State and also had one reception for 18 yards ... Rushed five times for 14 yards in the win vs. New Mexico State ... Also had a 9-yard catch ... Had a good all-around game off the bench at San José State, rushing 10 times for 78 yards (7.8 avg.) with a touchdown and adding an 18-yard reception ... Ran 10 times for 61 yards and a touchdown at Hawai'i and caught two passes for 21 yards ... Ran 12 times for a hard 24 yards vs. Boise State ... Also had a career-high four catches for 29 yards ... Attempted his first pass, which was incomplete to Colin Lockett ... Earned his first career start at UNLV in his hometown, posting team highs of 13 attempts and 87 yards (6.7 avg.) with one touchdown ... Also made three catches for 10 yards ... Carried twice off the bench for two yards vs. Buffalo at the Famous Idaho Potato Bowl.

• **High School:** Speedy running back for Canyon Springs High School in Las Vegas, Nev. ... Was named the Gatorade Nevada Player of the Year in 2012 after rushing for 1,491 yards on 160 carries (9.3 avg.) and 19 touchdowns ... A first-team all-state pick in 2012 and a second-team selection in 2011 by the *Las Vegas Review-Journal* ... A two-time Sunrise Region MVP ... Also was named the Northeast League's Most Valuable Offensive Player ... Ran for 347 yards and five touchdowns on just 10 carries in a win over Foothill ... Ran for 4,152 yards and 49 touch-

downs on 494 attempts (8.40 avg.) over his career at Canyon Springs High School ... Also had 29 receptions for 524 yards (27.6 avg.) and five touchdowns and two kickoff returns for a touchdown ... A three-star recruit by *Rivals.com* and ESPN, and a two-star recruit by *Scout.com* and *247Sports.com* ... Earned a grade of 78 by 247Sports and a scout grade of 72 by ESPN ... As an all-purpose back, was ranked fourth in Nevada by *Rivals* and 48th by *247Sports* ... As a running back, was listed as No. 121 by ESPN (No. 5 in Nevada) and No. 146 by Scout ... Was also a member of the track and field team, where he was state runner-up in the 100 and 200 meters as a junior.

• **Personal:** Donnel Laray Pumphrey was born Dec. 6, 1994, in North Las Vegas, Nev. ... Son of Donnel Pumphrey, Sr. and Regina Padua ... Also took an official visit to UNLV and received offers from Colorado, Duke, Nevada and Utah ... Also received recruiting interest from Arizona, Boise State, Oklahoma, Oregon, San José State and Utah State ... Is majoring in communication.

Pumphrey's Career Statistics

Season	Rushing						Receiving					
	GP	GS	Att.	Yds.	TD	Lg. 100+	No.	Yds.	Avg.	TD	Lg.	
2013	13	1	125	752	8	72	3	22	234	10.6	2	23
2014	13	13	276	1,867	20	93	10	23	160	7.0	0	31
2015	14	14	309	1,653	17	72	9	28	416	14.9	3	40
2016	13	13	330	2,018	16	79	10	26	205	7.9	0	27
Career	53	41	1,040	6,290	61	93	32	99	1,015	10.3	5	40

Career Highs: Carries: 38 at Fresno State (10/15/16); Rushing Yards: 281 vs. California (9/10/16); Rushing Touchdowns: 4 vs. UNLV (9/27/14); Long Rush: 93 at New Mexico (10/10/14); Receptions: 7 vs. UNLV (10/8/16); Receiving Yards: 64 vs. Air Force (12/5/15); Receiving Touchdowns: 1, five times; Long Reception: 40 vs. Air Force (12/5/15); Kickoff Returns: 3 vs. Eastern Illinois (8/31/13); Kickoff Return Yards: 43 vs. Eastern Illinois (8/31/13); Longest Kickoff Return: 28 vs. Eastern Illinois (8/31/13); Overall Touchdowns: 4 vs. UNLV (9/27/14); Pass Attempts: 1, five times; Completions: 1 vs. Cincinnati (12/24/15); Passing Yards: 16 vs. Cincinnati (12/24/15); Passing Touchdowns: 1 vs. Cincinnati (12/24/15); Long Pass: 16 vs. Cincinnati (12/24/15).

2016 Highs: Carries: 38 at Fresno State (10/14/16); Rushing Yards: 281 vs. California (9/10/16); Rushing Touchdowns: 3 at Northern Illinois (9/17/16), vs. California (9/10/16); Long Rush: 79 at Northern Illinois (9/17/16); Receptions: 7 vs. UNLV (10/8/16); Receiving Yards: 57 vs. UNLV (10/8/16); Long Reception: 27 at Wyoming (11/19/16); Kickoff Returns: 1 at Utah State (10/28/16); Kickoff Return Yards: 6 at Utah State (10/28/16); Longest Kickoff Return: 6 at Utah State (10/28/16); Overall Touchdowns: 3 at Northern Illinois (9/17/16), vs. California (9/10/16); Pass Attempts: 1 at Utah State (10/28/16).

Pumphrey's Career Game-by-Game

Date	Opponent	Rushing						Receiving		
		GP	GS	Att.	Yds.	Avg.	TD	No.	Yds.	TD
A.31.13	Eastern Illinois	1	0	7	25	3.57	0	3	17	0
S.7.13	at 3/2 Ohio State	1	0	3	18	6.00	0	1	18	0
S.21.13	Oregon State	1	0	4	10	2.50	0	3	53	1
S.28.13	at New Mexico State	1	0	19	167	8.79	3	1	-2	0
O.4.13	vs. Nevada*	1	0	11	112	10.18	1	0	0	0
O.10.13	at Air Force*	1	0	17	117	6.88	1	2	43	1
O.26.13	15/18 Fresno State*	1	0	12	37	3.33	0	1	18	0
N.2.13	New Mexico*	1	0	5	14	2.80	0	1	9	0
N.9.13	at San José State*	1	0	10	78	7.80	1	1	18	0
N.16.13	at Hawai'i*	1	0	10	61	6.10	1	2	21	0
N.23.13	Boise State*	1	0	12	24	2.00	0	4	29	0
N.30.13	at UNLV*	1	1	13	87	6.69	1	3	10	0
D.21.13	vs. Buffalo&	1	0	2	2	1.00	0	0	0	0
A.30.14	Northern Arizona	1	1	19	111	5.84	2	1	31	0
S.6.14	at 21/23 No. Carolina	1	1	17	100	5.88	2	5	18	0
S.20.14	at Oregon State	1	1	17	89	5.24	1	2	14	0
S.27.14	UNLV*	1	1	22	167	7.59	4	2	-3	0
O.3.14	at Fresno State*	1	1	24	94	3.92	0	0	0	0
O.10.14	at New Mexico*	1	1	20	246	12.30	2	1	7	0
O.18.14	Hawai'i**	1	1	25	182	7.28	1	1	-4	0
N.1.14	at Nevada*	1	1	13	85	6.54	0	1	3	0
N.8.14	Idaho	1	1	26	142	5.46	1	1	3	0

N.15.14	at Boise State*	1	1	24	147	6.13	2	3	28	0
N.21.14	Air Force*	1	1	27	131	4.85	1	1	14	0
N.29.14	San José State*	1	1	21	261	12.43	3	1	7	0
D.23.14	Navy#	1	1	21	112	5.33	1	4	42	0
S.5.15	San Diego	1	1	19	62	3.26	1	2	14	0
S.12.15	at California	1	1	21	85	4.05	0	2	23	0
S.19.15	South Alabama	1	1	28	102	3.64	1	5	55	0
S.26.15	at Penn State	1	1	18	56	3.11	1	5	53	0
O.3.15	Fresno State*	1	1	23	124	5.39	1	0	0	0
O.10.15	at Hawai'i*	1	1	30	148	4.93	3	2	49	0
O.17.15	at San José State*	1	1	20	152	7.60	1	3	55	1
O.23.15	Utah State*	1	1	23	181	7.87	2	0	0	0
O.31.15	at Colorado State*	1	1	20	121	6.05	2	2	47	1
N.14.15	Wyoming*	1	1	29	140	4.83	0	3	29	0
N.21.15	at UNLV*	1	1	14	139	9.93	2	0	0	0
N.28.15	Nevada*	1	1	23	154	6.70	2	1	8	0
D.5.15	Air Force``	1	1	16	90	5.63	0	2	64	1
D.24.15	vs. Cincinnati%	1	1	25	99	3.96	1	1	19	0
S.3.16	New Hampshire	1	1	21	98	4.67	1	4	41	0
S.10.16	California	1	1	29	281	9.69	3	4	29	0
S.17.16	at Northern Illinois	1	1	23	220	9.57	3	1	-3	0
O.1.16	at South Alabama	1	1	25	151	6.04	1	2	7	0
O.8.16	UNLV*	1	1	31	141	4.55	1	7	57	0
O.14.16	at Fresno State*	1	1	38	220	5.79	2	0	0	0
O.21.16	San José State*	1	1	24	135	5.63	2	2	14	0
O.28.16	at Utah State*	1	1	32	223	6.97	0	0	0	0
N.5.16	Hawai'i*	1	1	21	112	5.33	0	0	0	0
N.12.16	at Nevada*	1	1	26	198	7.62	1	0	0	0
N.19.16	at Wyoming*	1	1	17	76	4.47	0	5	52	0
N.26.16	Colorado State*	1	1	18	53	2.94	1	1	8	0
D.3.16	at Wyoming@	1	1	25	110	4.40	1	0	0	0

*Bold indicates season high. * - Mountain West game. & - 2013 Famous Idaho Potato Bowl (Bronco Stadium; Boise, Idaho). # - 2014 San Diego County Credit Union Poinsettia Bowl (Qualcomm Stadium; San Diego, Calif.). `` - 2015 Sports Authority Mountain West Championship (Qualcomm Stadium; San Diego, Calif.). % - 2015 Hawai'i Bowl (Aloha Stadium; Honolulu, Hawaii). @ - 2016 Mountain West Championship (War Memorial Stadium; Laramie, Wyo.).*

#84 DARRYL RICHARDSON

Tight End • Junior • 6-5 • 255 • Seffner, Fla. • Armwood HS

- **At San Diego State:** Big, athletic tight end who used to play quarterback ... Has great hands ... Improving on his blocking techniques ... Is listed third on the depth chart at tight end heading into the weekend.
- **2016 (Junior):** Has played in the team's first 11 games and 12 overall, starting once ... Has a 21-yard catch ... **vs. New Hampshire (Sept. 3)** ... Saw time in the opener vs. New Hampshire, but did not record a stat ... **vs. California (Sept. 10)** ... Also played statless time vs. California ... **at Northern Illinois (Sept. 17)** ... Did not record a stat in extensive time at Northern Illinois ... **at South Alabama (Oct. 1)** ... Did not find the stat sheet once again at South Alabama ... **vs. UNLV (Oct. 8)** ... Did not record a stat vs. UNLV ... **at Fresno State (Oct. 14)** ... Also did not find the stat sheet in time at Fresno State ... **vs. San José State (Oct. 21)** ... Made his first career start against San José State, but did not record a stat ... **at Utah State (Oct. 28)** ... Did not record a stat in playing time at Utah State ... **vs. Hawai'i (Nov. 5)** ... Made his first career catch, a 21-yarder in fourth quarter time against Hawai'i ... **at Nevada (Nov. 12)** ... Did not find the stat sheet at Nevada ... **at Wyoming (Nov. 19)** ... Did not make a catch in playing time at Wyoming ... **vs. Colorado State (Nov. 26)** ... Did not play for the first time of the year vs. Colorado State ... **at Wyoming (Dec. 3)** ... Did not find the stat sheet in time off the bench at Wyoming in the MW Championship game.
- **2015 (Sophomore):** Played in five games without recording a stat ... Made his collegiate debut vs. San Diego in the opener ... Also played against Utah State, Colorado State, UNLV and Cincinnati in the Hawai'i Bowl.
- **2014 (Freshman):** Did not play in his second season at San Diego State.
- **2013 (Redshirt):** Redshirted his first year at SDSU.
- **High School:** Was recruited heavily as a quarterback ... Threw for 1,133 yards and 13 touchdowns, while completing 68 of his 125 pass attempts (54.4 pct.) as a senior at Armwood High

School ... Also ran for 229 yards and four touchdowns and caught five passes for 82 yards and two scores ... Armwood won the 2011 state championship ... Played at Tampa Bay Tech before attending Armwood High ... A four-star recruit as a dual-threat quarterback by ESPN, while receiving a scout grade of 82 ... Got three stars from *Rivals.com* (quarterback), *Scout.com* (tight end) and 247Sports (dual-threat quarterback/tight end) ... ESPN rated him as the 18th-best dual-threat quarterback in the nation and 62nd out of all recruits in talent-rich Florida ... Scout ranked him as the 21st-best tight end in the country, while 247Sports had him 40th among all dual-threat quarterbacks ... Also a standout in the outfield on the baseball team at Armwood.

- **Personal:** Darryl Jerome Richardson was born Nov. 30, 1994, in Tampa, Fla. ... Son of Darryl Richardson, Sr. and Liza Johnson ... Also received an offer from UCLA as a tight end and offers from Mississippi, Missouri, South Florida, Tennessee and Western Kentucky as a quarterback ... Auburn and Ohio State also showed interest in the recruiting process ... Is majoring in social science.

Richardson's Career Statistics

Receiving

Season	GP	GS	Rec.	Yds.	Avg.	Long	TD
2015	5	0	0	0	0.0	0	0
2016	11	1	1	21	21.0	21	0
Career	16	1	1	21	21.0	21	0

Career/2016 Highs: Receptions: 1 vs. Hawai'i (11/5/16); Receiving Yards: 21 vs. Hawai'i (11/5/16); Long Reception: 21 vs. Hawai'i (11/5/16).

Richardson's Career Game-by-Game

Receiving

Date	Opponent	GP	GS	No.	Yds.	Avg.	Lg.	TD	TD Lengths
S.5.15	San Diego	1	0	0	0	0.0	0	0	
S.12.15	at California			---	---	---	---	---	---
S.19.15	South Alabama			---	---	---	---	---	---
S.26.15	at Penn State			---	---	---	---	---	---
O.3.15	Fresno State*			---	---	---	---	---	---
O.10.15	at Hawai'i*			---	---	---	---	---	---
O.17.15	at San José State*			---	---	---	---	---	---
O.23.15	Utah State*	1	0	0	0	0.0	0	0	
O.31.15	at Colorado State*	1	0	0	0	0.0	0	0	
N.14.15	Wyoming*			---	---	---	---	---	---
N.21.15	at UNLV*	1	0	0	0	0.0	0	0	
N.28.15	Nevada*			---	---	---	---	---	---
D.5.15	Air Force``			---	---	---	---	---	---
D.24.15	vs. Cincinnati%	1	0	0	0	0.0	0	0	
S.3.16	New Hampshire	1	0	0	0	0.0	0	0	
S.10.16	California	1	0	0	0	0.0	0	0	
S.17.16	at Northern Illinois	1	0	0	0	0.0	0	0	
O.1.16	at South Alabama	1	0	0	0	0.0	0	0	
O.8.16	UNLV*	1	0	0	0	0.0	0	0	
O.14.16	at Fresno State*	1	0	0	0	0.0	0	0	
O.21.16	San José State*	1	1	0	0	0.0	0	0	
O.28.16	at Utah State*	1	0	0	0	0.0	0	0	
N.5.16	Hawai'i*	1	0	1	21	21.0	21	0	
N.12.16	at Nevada*	1	0	0	0	0.0	0	0	
N.19.16	at Wyoming*	1	0	0	0	0.0	0	0	
N.26.16	Colorado State*			---	---	---	---	---	---
D.3.16	at Wyoming@	1	0	0	0	0.0	0	0	

*Bold indicates season high. * - Mountain West game. `` - 2015 Sports Authority Mountain West Championship (Qualcomm Stadium; San Diego, Calif.). % - 2015 Hawai'i Bowl (Aloha Stadium; Honolulu, Hawaii). @ - 2016 Mountain West Championship (War Memorial Stadium; Laramie, Wyo.).*

#40 RANDY RICKS

Linebacker • Senior • 6-5 • 230 • Las Vegas, Nev. • Arizona Western CC

- **At San Diego State:** Big body who has experience playing both linebacker and at defensive line ... Picked up Rocky Long's 3-3-5 defense quickly and started two games last season, and the first two this year ... Originally signed with the Aztecs in 2012, but didn't join SDSU until

the fall of 2015 ... Was the starting linebacker for the first four games until a foot injury at South Alabama sidelined him for the season.

- **2016 (Senior):** Had 11 tackles (eight solo) on the season in four starts, while adding three tackles for loss, a 7-yard sack, a forced fumble, two pass breakups and three quarterback hurries ... **vs. New Hampshire (Sept. 3)** ... Made his third career start in the opener against New Hampshire, making a career-high five tackles (three solo), including a 7-yard sack (and TFL) ... Also added a pass breakup ... The five stops was tied for the second most on the team ... **vs. California (Sept. 10)** ... Had another good game in a start vs. California, registering three tackles (two solo), a forced fumble, a tackle for loss and a quarterback hurry ... **at Northern Illinois (Sept. 17)** ... Came up with two tackles (both solo), including a tackle for loss, pass breakup and a quarterback hurry at Northern Illinois ... **at South Alabama (Oct. 1)** ... Had one solo tackle in a start at South Alabama, exiting the game early with a foot injury ... **vs. UNLV (Oct. 8)** ... Did not play in the UNLV game, having had surgery earlier in the week ... **at Fresno State (Oct. 14)** ... Did not travel to Fresno State because of the foot injury ... **vs. San José State (Oct. 21)** ... Was in crutches on the sidelines for the San José State game ... **at Utah State (Oct. 28)** ... Did not travel to Utah State ... **vs. Hawai'i (Nov. 5)** ... Was also on the sidelines for the Hawai'i game ... **at Nevada (Nov. 12)** ... Didn't travel to Nevada ... **at Wyoming (Nov. 19)** ... Also did not travel to Nevada ... **vs. Colorado State (Nov. 26)** ... Did not play against Colorado State ... **at Wyoming (Dec. 3)** ... Also did not travel to Wyoming for the MW Championship game.
- **2015 (Junior):** Played in nine games on in his first season at SDSU with two starts ... Had 22 tackles, five tackles for loss, 2.5 sacks, six quarterback hurries, four pass breakups and two forced fumbles ... Missed four games (Oct. 17-Nov. 14) with a broken toe ... Made his first Division I appearance in the opener against San Diego ... Had one of the team's three pass breakups ... Came up with his first four career tackles (one solo) at California in a reserve role ... Started for the first time of his career against South Alabama, making four assisted stops ... Was on the travel squad to Penn State, but did not play for the first time of his SDSU career ... Had a good game in a reserve role vs. Fresno State, making two tackles (both solo), a 12-yard sack (and tackle for loss) and a game-high two quarterback hurries ... The sack and TFL were each the first of his career ... Had another good outing at Hawai'i off the bench, making three tackles, including a 4-yard tackle for loss, two pass breakups and two quarterback hurries ... Missed the SJSU game with an injury ... Also did not play against Utah State, Colorado State and Wyoming with the same injury ... Had a big game in his return from the toe injury at UNLV, making two tackles (one solo), including 1.5 tackles for loss and 0.5 sacks, with a forced fumble and a pass breakup ... The forced fumble was the first of his career ... Had another good game vs. Nevada, making two tackles (one solo), including a 7-yard sack (and TFL) and a forced fumble for the second straight game ... Earned his second start of the season (and career) vs. Air Force in the Mountain West Championship game, where he had four tackles and 0.5 tackles for loss ... Made a solo stop and added a quarterback hurry off the bench in the Hawai'i Bowl against Cincinnati.
- **2013-14 (at Arizona Western Community College):** Spent two seasons at Arizona Western Community College after originally signing an NLI with the Aztecs in 2012 ... Posted 43 tackles, 8.5 sacks and three forced fumbles in 2014, helping the Matadors to a 11-1 overall record ... In 2013, made 36 tackles, 16 tackles for loss, three forced fumbles, two recoveries and three pass breakups ... Named defensive MVP of the El Toro Bowl, recording three sacks, five tackles and a forced fumble ... A three-star recruit by both Rivals and 247sports ... Received a grade of 84 by 247sports ... Also received recruiting interest out of AWCC from Texas, UNLV, USC and Utah.
- **High School:** Played both defensive end and tight end at Legacy High School ... Was a two-time all-league pick ... Had 33 tackles and eight sacks in 2011 ... A three-star recruit by 247Sports.com and a two-star recruit by Rivals and Scout out of high school ... Rated as the 54th-best weakside defensive end in the country by 247Sports and at No. 126 for defensive ends by Scout ... Got an 83 rating by 247Sports ... Also played basketball and was a member of the track and field team, competing in the shot put, discus throw and high jump.
- **Personal:** Randy Richard Ricks, Jr., was born May 29, 1994, in Pittsburgh, Pa. ... Son of Randy Ricks, Sr., and Olivia Walker ... Also received scholarship offers from Idaho, Nevada, New Mexico and Utah State and interest from Nebraska, Northern Arizona, Oklahoma, Pittsburgh, UNLV and Utah ... Is majoring in social science.

Ricks' Career Statistics

Season	GP	GS	UA	A	TT	TFL	Sk	Int.	PBU	FF	FR
2015	9	2	8	14	22	5.0	2.5	0	4	2	0
2016	4	4	8	3	11	3.0	1.0	0	2	1	0
Career	13	6	16	17	33	8.0	3.5	0	6	3	0

Career Highs: Tackles: 5 vs. New Hampshire (9/3/16); Tackles For Loss: 1.5 at UNLV (11/21/15); Sacks: 1.0 vs. New Hampshire (9/3/16), vs. Nevada (11/28/15), vs. Fresno State (10/3/15); Pass Breakups: 2 at Hawai'i (10/10/15); Forced Fumbles: 1 vs. California (9/10/16), vs. Nevada (11/28/15), at UNLV (11/21/15).

2016 Highs: Tackles: 5 vs. New Hampshire (9/3/16); Tackles For Loss: 1.0 at Northern Illinois (9/17/16), vs. California (9/10/16), vs. New Hampshire (9/3/16); Sacks: 1.0 vs. New Hampshire (9/3/16); Pass Breakups: 1 at Northern Illinois (9/3/16), vs. New Hampshire (9/3/16); Forced Fumbles: 1 vs. California (9/10/16).

Ricks' Career Game-by-Game

Date	Opponent	GP	GS	UA	A	TT	TFL	Sk.	Int.	PBU	FF	FR
S.5.15	San Diego	1	0	0	0	0	0.0	0.0	0	1	0	0
S.12.15	at California	1	0	1	3	4	0.0	0.0	0	0	0	0
S.19.15	South Alabama	1	1	0	4	4	0.0	0.0	0	0	0	0
S.26.15	at Penn State	--- Did Not Play ---										
O.3.15	Fresno State*	1	0	2	0	2	1.0	1.0	0	0	0	0
O.10.15	at Hawai'i*	1	0	2	1	3	1.0	0.0	0	2	0	0
O.17.15	at San José State*	--- Did Not Play - Injured ---										
O.23.15	Utah State*	--- Did Not Play - Injured ---										
O.31.15	at Colorado State*	--- Did Not Play - Injured ---										
N.14.15	Wyoming*	--- Did Not Play - Injured ---										
N.21.15	at UNLV*	1	0	1	1	2	1.5	0.5	0	1	1	0
N.28.15	Nevada*	1	0	1	1	2	1.0	1.0	0	0	1	0
D.5.15	Air Force`	1	1	0	4	4	0.5	0.0	0	0	0	0
D.24.15	vs. Cincinnati%	1	0	1	0	1	0.0	0.0	0	0	0	0
S.3.16	New Hampshire	1	1	3	2	5	1.0	1.0	0	1	0	0
S.10.16	California	1	1	2	1	3	1.0	0.0	0	0	1	0
S.17.16	at Northern Illinois	1	1	2	0	2	1.0	0.0	0	1	0	0
O.1.16	at South Alabama	1	1	1	0	1	0.0	0.0	0	0	0	0
O.8.16	UNLV*	--- Did Not Play - Injured ---										
O.14.16	at Fresno State*	--- Did Not Play - Injured ---										
O.21.16	San José State*	--- Did Not Play - Injured ---										
O.28.16	at Utah State*	--- Did Not Play - Injured ---										
N.5.16	Hawai'i*	--- Did Not Play - Injured ---										
N.12.16	at Nevada*	--- Did Not Play - Injured ---										
N.19.16	at Wyoming*	--- Did Not Play - Injured ---										
N.26.16	Colorado State*	--- Did Not Play - Injured ---										
D.3.16	at Wyoming@	--- Did Not Play - Injured ---										

*Bold indicates season high. * - Mountain West game. `` - 2015 Sports Authority Mountain West Championship (Qualcomm Stadium; San Diego, Calif.). % - 2015 Hawai'i Bowl (Aloha Stadium; Honolulu, Hawaii). @ - 2016 Mountain West Championship (War Memorial Stadium; Laramie, Wyo.).*

#90 JULIAN ROCHELIN

Defensive Line • Sophomore • 6-5 • 245 • Woodland Hills, Calif. • El Camino Real High

- **At San Diego State:** Athletic body, who comes from a basketball background ... Is listed second on the depth chart at a defensive end spot behind two-time all-conference senior Alex Barrett ... Also sees time on special teams.
- **2016 (Sophomore):** Has played in seven games on the season with one tackle ... **vs. New Hampshire (Sept. 3)** ... Did not play in the opener against New Hampshire ... **vs. California (Sept. 10)** ... Played against California, but did not record a stat ... **at Northern Illinois (Sept. 17)** ... Did not find the stat sheet at Northern Illinois ... **at South Alabama (Oct. 1)** ... Did not register a stat at South Alabama ... **vs. UNLV (Oct. 8)** ... Logged time off the bench, but did not record a stat against UNLV ... **at Fresno State (Oct. 14)** ... Did not find the stat sheet in playing time at Fresno State ... **vs. San José State (Oct. 21)** ... Logged statless time against San José State ... **at Utah State (Oct. 28)** ... Made one stop, his first of the season, at Utah State ... **vs. Hawai'i (Nov. 5)** ... Did not play against Hawai'i ... **at Nevada (Nov. 12)** ... Also did not play at Nevada ... **at Wyoming (Nov. 19)** ... Did not play at Wyoming ... **vs. Colorado State (Nov. 26)** ... Did not play once again vs. Colorado State ... **at Wyoming (Dec. 3)** ... Did not play at Wyoming in the MW Championship game.
- **2015 (Freshman):** Played in each of the final 13 games of the season, mainly on special teams ... Had two tackles, including a 6-yard sack (and tackle for loss) ... Did not play in the opener vs. San Diego ... Played in his first career game at California without finding the stat

sheet ... Also played statless time against South Alabama, at Penn State, against Fresno State, at Hawai'i, at San José State, vs. Utah State, at Colorado State and against Wyoming ... Recorded a stat for the first time of his career at UNLV, making two tackles (both solo) with a 6-yard sack (and tackle for loss) ... Did not record a stat against Nevada, vs. Air Force in the MW Championship game and vs. Cincinnati in the Hawai'i Bowl.

- **2014 (Redshirt):** Utilized his redshirt season in 2014.
- **High School:** Earned one letter at El Camino Real High School in Los Angeles, Calif. ... Earned all-West Valley League Defensive Player-of-the-Year honors in 2013, recording 114 tackles (59 solos), eight sacks, two forced fumbles and two fumble recoveries ... Also was a Los Angeles all-city pick ... Also was a standout basketball player at ECRH as a power forward, helping the Conquistadors to a pair of L.A. city championships, winning the game as a senior ... Ended up earning three letters in hoops.
- **Personal:** Julian Rochelin was born Sept. 14, 1995, in Los Angeles, Calif. ... Son of Charles Rochelin and SeKenna Rochelin ... Picked SDSU over Boise State, while also drawing interest from Duke and Memphis, among others ... Is majoring in business administration with a focus on management.

Rochelin's Career Statistics

Season	GP	GS	UA	A	TT	TFL	Sk	Int.	PBU	FF	FR
2015	13	0	1	1	2	1.0	1.0	0	0	0	0
2016	7	0	0	1	1	0.0	0.0	0	0	0	0
Career	20	0	1	2	3	1.0	1.0	0	0	0	0

Career Highs: Tackles: 2 at UNLV (11/21/15); Tackles For Loss: 1.0 at UNLV (11/21/15).

2016 Highs: Tackles: 1 at Utah State (10/28/16).

Rochelin's Career Game-by-Game

Date	Opponent	GP	GS	UA	A	TT	TFL	Sk.	Int.	PBU	FF	FR
S.5.15	San Diego	--- Did Not Play ---										
S.12.15	at California	1	0	0	0	0	0.0	0.0	0	0	0	0
S.19.15	South Alabama	1	0	0	0	0	0.0	0.0	0	0	0	0
S.26.15	at Penn State	1	0	0	0	0	0.0	0.0	0	0	0	0
O.3.15	Fresno State*	1	0	0	0	0	0.0	0.0	0	0	0	0
O.10.15	at Hawai'i*	1	0	0	0	0	0.0	0.0	0	0	0	0
O.17.15	at San José State*	1	0	0	0	0	0.0	0.0	0	0	0	0
O.23.15	Utah State*	1	0	0	0	0	0.0	0.0	0	0	0	0
O.31.15	at Colorado State*	1	0	0	0	0	0.0	0.0	0	0	0	0
N.14.15	Wyoming*	1	0	0	0	0	0.0	0.0	0	0	0	0
N.21.15	at UNLV*	1	0	2	0	2	1.0	1.0	0	0	0	0
N.28.15	Nevada*	1	0	0	0	0	0.0	0.0	0	0	0	0
D.5.15	Air Force``	1	0	0	0	0	0.0	0.0	0	0	0	0
D.24.15	vs. Cincinnati%	1	0	0	0	0	0.0	0.0	0	0	0	0
S.3.16	New Hampshire	--- Did Not Play ---										
S.10.16	California	1	0	0	0	0	0.0	0.0	0	0	0	0
S.17.16	at Northern Illinois	1	0	0	0	0	0.0	0.0	0	0	0	0
O.1.16	at South Alabama	1	0	0	0	0	0.0	0.0	0	0	0	0
O.8.16	UNLV*	1	0	0	0	0	0.0	0.0	0	0	0	0
O.14.16	at Fresno State*	1	0	0	0	0	0.0	0.0	0	0	0	0
O.21.16	San José State*	1	0	0	0	0	0.0	0.0	0	0	0	0
O.28.16	at Utah State*	1	0	0	1	1	0.0	0.0	0	0	0	0
N.5.16	Hawai'i*	--- Did Not Play ---										
N.12.16	at Nevada*	--- Did Not Play ---										
N.19.16	at Wyoming*	--- Did Not Play ---										
N.26.16	Colorado State*	--- Did Not Play ---										
D.3.16	at Wyoming@	--- Did Not Play ---										

*Bold indicates season high. * - Mountain West game. `` - 2015 Sports Authority Mountain West Championship (Qualcomm Stadium; San Diego, Calif.). % - 2015 Hawai'i Bowl (Aloha Stadium; Honolulu, Hawaii). @ - 2016 Mountain West Championship (War Memorial Stadium; Laramie, Wyo.).*

#67 ANTONIO ROSALES

Offensive Guard • Junior • 6-4 • 295 • Tucson, Ariz. • Tucson Magnet HS

- **At San Diego State:** Physical offensive lineman who continues to get bigger ... Is listed as the starting right guard for the 14th straight game.

- **2016 (Junior):** Made his first career start at right guard in the opener against New Hampshire ... Started again vs. California, at Northern Illinois, at South Alabama, against UNLV, at Fresno State, against San José State, at Utah State, against Hawai'i, at Nevada, at Wyoming, against Colorado State and at Wyoming in the MW Championship.

- **2015 (Sophomore):** Played in six games in a reserve role ... Made his first collegiate appearance vs. Fresno State ... Also saw time vs. Utah State, at Colorado State, against Wyoming, at UNLV and vs. Nevada.

- **2014 (Freshman):** Did not play during the 2014 campaign.

- **2013 (Redshirt):** Utilized his redshirt season in 2013.

- **High School:** An offensive tackle who also spent time on the defensive line, helping lead Tucson Magnet High School to a 14-7 record over his final two years after going just 2-8 in 2010 ... A first-team all-Southern Arizona pick in 2012 after garnering second-team accolades in 2011 ... A three-star recruit by ESPN and 247Sports.com ... Also a two-star recruit by Rivals.com and Scout.com ... Rated as the 87th-best offensive tackle by 247Sports and 16th overall recruit in Arizona, while earning an 83 grade ... Received a scout grade of 71 by ESPN and was ranked 131st among all offensive tackles in the country and 19th overall in Arizona ... Scout had him as the 155th-best offensive tackle.

- **Personal:** Picked the Aztecs early in the recruiting process with late interest from California, Boise State, Idaho, San José State and UNLV, among others ... Is majoring in social science.

Rosales' Career Statistics

Season	GP	GS
2015	6	0
2016	13	13
Career	19	19

Rosales' Career Game-by-Game

Date	Opponent	GP	GS/POS
S.5.15	San Diego	--- Did Not Play ---	
S.12.15	at California	--- Did Not Play ---	
S.19.15	South Alabama	--- Did Not Play ---	
S.26.15	at Penn State	--- Did Not Play ---	
O.3.15	Fresno State*	1	
O.10.15	at Hawai'i*	--- Did Not Play ---	
O.17.15	at San José State*	--- Did Not Play ---	
O.23.15	Utah State*	1	
O.31.15	at Colorado State*	1	
N.14.15	Wyoming*	1	
N.21.15	at UNLV*	1	
N.28.15	Nevada*	1	
D.5.15	Air Force``	--- Did Not Play ---	
D.24.15	vs. Cincinnati%	--- Did Not Play ---	
S.3.16	New Hampshire	1	RG
S.10.16	California	1	RG
S.17.16	at Northern Illinois	1	RG
O.1.16	at South Alabama	1	RG
O.8.16	UNLV*	1	RG
O.14.16	at Fresno State*	1	RG
O.21.16	San José State*	1	RG
O.28.16	at Utah State*	1	RG
N.5.16	Hawai'i*	1	RG
N.12.16	at Nevada*	1	RG
N.19.16	at Wyoming*	1	RG
N.26.16	Colorado State*	1	RG
D.3.16	at Wyoming@	1	RG

** - Mountain West game. `` - 2015 Sports Authority Mountain West Championship (Qualcomm Stadium; San Diego, Calif.). % - 2015 Hawai'i Bowl (Aloha Stadium; Honolulu, Hawaii). @ - 2016 Mountain West Championship (War Memorial Stadium; Laramie, Wyo.).*

#56 NICO SIRAGUSA

(KNEE-co SEER-ah-goo-sah)

Offensive Guard • Senior • 6-5 • 330 • Chula Vista, Calif. • Mater Dei Catholic HS

- **At San Diego State:** A big body with solid technique ... Is the most veteran lineman ... Has

41 career starts (one in 2013, 13 in 2014, 14 in 2015 and 13 in 2016), including 40 straight ... Is the only Aztec with at least one start on the offensive line each of the last four years (2013-16) ... Has played in 53 consecutive games, tied for the longest streak on the team (Daniel Brunskill and Donnel Pumphrey).

- **2016 (Senior):** Was named a first-team All-American by *USA Today* and a third-team pick by *Associated Press* ... Also is a first-team all-Mountain West pick for a second straight year, the first San Diego State offensive lineman to be named a first-team all-MW selection twice in league history ... Was on the Outland Trophy Watch List, which goes out to the outstanding interior lineman ... Also earned the team's Dr. R. Hardy/C.E. Peterson Memorial Trophy (team captain award) ... Was also a preseason second-team All-American by *Phil Steele's 2016 College Football Preview* and a third-team pick by *Football Gameplan* ... Was named a preseason all-MW pick by the MW media, *Phil Steele*, *ESPN College Football 2016*, *Sporting News*, *Lindy's Sports*, *Athlon Sports* and *USA Today's* Paul Myerberg ... Has also been rated highly, coming in as the "Second-Best Draft-Eligible Offensive Guard" by *Phil Steele*, and at No. 3 for *Campus Insiders' "Five-Best MW Pro Prospects,"* No. 4 for *Lindy's "MW's Top-10 NFL Talent,"* and No. 7 for *Lindy's "Offensive Guards on the 2017 NFL Draft Board"* ... Was also chosen as the "MW's Best Run Blocker" by *Lindy's Sports* ... Made the start, his 28th straight, at left guard in the opener against New Hampshire ... Also started against California, at Northern Illinois, at South Alabama, against UNLV, at Fresno State, against San José State, at Utah State, vs. Hawai'i, at Nevada, at Wyoming, vs. Colorado State and at Wyoming in the MW Championship game.
- **2015 (Junior):** Was named a first-team all-Mountain West selection by the league's coaches and media ... Also was on the second team by *Phil Steele Magazine* ... Was named to the pre-season all-Mountain West fourth team by *Phil Steele* ... Started all 14 games at left guard ... Started for the 15th straight game in the opener vs. San Diego at left guard ... Also earned the start at California, against South Alabama, at Penn State, against Fresno State, at Hawai'i, at San José State, vs. Utah State, at Colorado State, against Wyoming, at UNLV, vs. Nevada, against Air Force in the MW Championship and vs. Cincinnati in the Hawai'i Bowl.
- **2014 (Sophomore):** Started all 13 games for SDSU ... Made his second career start in the team's opener vs. Northern Arizona, but first at left guard ... Started again at left guard at No. 21/23 North Carolina, at Oregon State, vs. UNLV, at Fresno State, at New Mexico, vs. Hawai'i, at Nevada, against Idaho, at Boise State, against Air Force, vs. San José State and vs. Navy in the Poinsettia Bowl.
- **2013 (Freshman):** Played in all 13 games with one start at right guard ... Started the opener vs. Eastern Illinois at right guard ... Played against Ohio State on special teams, and again vs. Oregon State, at New Mexico State, vs. Nevada, at Air Force, against Fresno State, vs. New Mexico, at San José State, at Hawai'i, vs. Boise State, at UNLV and vs. Buffalo in the Famous Idaho Potato Bowl.
- **2012 (Redshirt):** Utilized his redshirt season.
- **High School:** All-CIF first team and first-team all-state from Mater Dei High, who only played two years of high school football ... Three-star offensive lineman by *Rivals.com*, *Scout.com* and ranked No. 93 among the 2012 ESPNu top California recruits ... Also lettered in baseball (freshman year) and basketball (freshman, sophomore, junior years).
- **Personal:** Nicolas Angel Siragusa was born May 10, 1994, in San Diego, Calif. ... Son of Ramon and Dianne Siragusa ... Recruited by Oregon State, Washington State, Arizona State, Colorado, Fresno State, New Mexico State, San José State, SMU and UNLV ... A social science major.

Siragusa's Career Statistics

Season	GP	GS
2013	13	1
2014	13	13
2015	14	14
2016	13	13
Career	53	41

Siragusa's Career Game-by-Game

Date	Opponent	GP	GS/POS
A.31.13	Eastern Illinois	1	RG
S.7.13	at No. 2/3 Ohio State	1	
S.21.13	Oregon State	1	
S.28.13	at New Mexico State	1	
O.4.13	Nevada*	1	
O.10.13	at Air Force*	1	

O.26.13	Fresno State*	1	
N.2.13	New Mexico*	1	
N.9.13	at San José State*	1	
N.16.13	at Hawai'i*	1	
N.23.13	Boise State*	1	
N.30.13	at UNLV*	1	
D.21.13	vs. Buffalo&	1	
A.30.14	Northern Arizona	1	LG
S.6.14	at 21/23 No. Carolina	1	LG
S.20.14	at Oregon State	1	LG
S.27.14	UNLV*	1	LG
O.3.14	at Fresno State*	1	LG
O.10.14	at New Mexico*	1	LG
O.18.14	Hawai'i*	1	LG
N.1.14	at Nevada*	1	LG
N.8.14	Idaho	1	LG
N.15.14	at Boise State*	1	LG
N.21.14	Air Force*	1	LG
N.29.14	San José State*	1	LG
D.23.14	Navy#	1	LG
S.5.15	San Diego	1	LG
S.12.15	at California	1	LG
S.19.15	South Alabama	1	LG
S.26.15	at Penn State	1	LG
O.3.15	Fresno State*	1	LG
O.10.15	at Hawai'i*	1	LG
O.17.15	at San José State*	1	LG
O.23.15	Utah State*	1	LG
O.31.15	at Colorado State*	1	LG
N.14.15	Wyoming*	1	LG
N.21.15	at UNLV*	1	LG
N.28.15	Nevada*	1	LG
D.5.15	Air Force`	1	LG
D.24.15	vs. Cincinnati%	1	LG
S.3.16	New Hampshire	1	LG
S.10.16	California	1	LG
S.17.16	at Northern Illinois	1	LG
O.1.16	at South Alabama	1	LG
O.8.16	UNLV*	1	LG
O.14.16	at Fresno State*	1	LG
O.21.16	San José State*	1	LG
O.28.16	at Utah State*	1	LG
N.5.16	Hawai'i*	1	LG
N.12.16	at Nevada*	1	LG
N.19.16	at Wyoming*	1	LG
N.26.16	Colorado State*	1	LG
D.3.16	at Wyoming@	1	LG

* - Mountain West game. & - 2013 Famous Idaho Potato Bowl (Bronco Stadium; Boise, Idaho). # - 2014 San Diego County Credit Union Poinsettia Bowl (Qualcomm Stadium; San Diego, Calif.). `` - 2015 Sports Authority Mountain West Championship (Qualcomm Stadium; San Diego, Calif.). % - 2015 Hawai'i Bowl (Aloha Stadium; Honolulu, Hawaii). @ - 2016 Mountain West Championship (War Memorial Stadium; Laramie, Wyo.).

#12 MALIK SMITH

(MAH-leek)

Warrior • Senior • 6-0 • 190 • Compton, Calif. • Dominguez HS

- **At San Diego State:** Skilled athlete, who plays well in Rocky Long's 3-3-5 defense ... Improved his play as a true freshman in 2013, working himself into a backup role by the end of the season, before starting the past 37 games from 2014-to-2016 earning honorable-mention all-MW accolades in both 2014 and 2015, and second-team honors this year ... Has led SDSU in tackles six times over his career, including once this year.
- **2016 (Senior):** Is a second-team all-MW selection ... Was named a preseason Mountain West second-team pick by *Lindy's Sports*, and a third-team selection by *Phil Steele's 2016 College Football Preview* and *Athlon Sports* ... Also was chosen as the "23rd-Best Draft-Eligible Strong

Safety" by Phil Steele and a "SDSU Player to Watch" by Lindy's ... Has 53 tackles (29 solo) on the season in 13 starts, including two tackles for loss, a 28-yard interception for a touchdown, seven pass breakups and a quarterback hurry ... **vs. New Hampshire (Sept. 3)** ... Started for the 28th straight game in the opener against New Hampshire, making on solo tackle, a 5-yard tackle for loss ... **vs. California (Sept. 10)** ... Had four stops (three solo) in a start against California ... **at Northern Illinois (Sept. 17)** ... Had a team-high 10 tackles (six solo) at Northern Illinois and added a pass breakup ... It was the sixth time he has led the team in tackles over his career and his fourth game with double-digit stops ... **at South Alabama (Oct. 1)** ... Had five tackles and a season-high two pass breakups at South Alabama in another start ... **vs. UNLV (Oct. 8)** ... Had two tackles in a start against UNLV ... **at Fresno State (Oct. 14)** ... Registered two tackles (one solo) with a pass breakup at Fresno State in another start ... **vs. San José State (Oct. 21)** ... Had four solo tackles and a PBU in a start against San José State ... **at Utah State (Oct. 28)** ... Finished with three tackles and an interception for a touchdown at Utah State ... The interception touchdown was he first of his career, his first interception of the season and ninth of his career ... **vs. Hawai'i (Nov. 5)** ... Had three tackles (two solo) and a pass breakup in a start against Hawai'i ... **at Nevada (Nov. 12)** ... Made two solo stops, including a 1-yard tackle for loss at Nevada ... **at Wyoming (Nov. 19)** ... Came up with eight tackles in a start at Wyoming ... **vs. Colorado State (Nov. 26)** ... Made seven tackles (five solo) in a start vs. Colorado State ... **at Wyoming (Dec. 3)** ... Registered three tackles (two solo), a pass breakup and a quarterback hurry in a start at Wyoming in the MW Championship game.

- **2015 (Junior):** Was named a honorable-mention all-Mountain West selection by the league's coaches and media for the second straight year ... Also was a third-team pick by *Phil Steele Magazine* ... Was named a third-team preseason all-Mountain West selection by Phil Steele and a fourth-team honoree by *Athlon Sports* ... Was deemed a "SDSU Player to Watch" by *Lindy's Sports* ... Started the team's 14 games, making 77 tackles (T-3rd on the team) with five tackles for loss, a team-high nine pass breakups, five interceptions, a forced fumble, a fumble recovery and a quarterback hurry ... Had an interception in three straight games from Oct. 23-Nov. 14, which was tied for the third-longest streak in FBS all season, and had all five of his picks over his final seven games ... Was a part of a forced turnover in six of the final seven games (five interceptions and a fumble recovery) ... Started the opener vs. San Diego for the 14th straight game at one of the two Warrior (safety) spots ... Had three tackles (one solo), including 0.5 TFL, and quarterback hurry ... Started again at California and had eight tackles (two solo), the second most on the team and fourth most in the game ... Set a career high with 11 tackles (five solo) against South Alabama ... Also added a 2-yard tackle for loss ... Finished with seven stops and a PBU at Penn State ... Came up with two solo tackles and another pass breakup vs. Fresno State ... Recorded three tackles with a pass breakup at Hawai'i ... Had seven tackles (five solo), a 4-yard tackle for loss and his first career forced fumble at San José State ... Came up with three tackles (two solo), an interception and a pass breakup vs. Utah State ... Had four tackles (two solo) and an interception for the second straight game ... Had an interception for a third straight game against Wyoming to go along with three tackles (all solo) and a 1-yard tackle for loss ... The third consecutive game with an interception was tied for longest active-streak in FBS (at the time) and tied for the third longest all season in FBS play ... Came up with five tackles and a fumble recovery at UNLV ... Was named the MW Defensive Player of the Week for his play vs. Nevada ... Registered a game-high-tying eight tackles, including seven solo stops, against Nevada ... Also added an interception for the fourth time in five games and three pass breakups ... Had a solid effort in the Mountain West Championship game vs. Air Force, making eight tackles (six solo), with 0.5 tackles for loss and a pass breakup ... The PBU came on AFA's Hail Mary attempt to try and take the lead with no time left in the fourth quarter ... Had a quality outing against Cincinnati in the Hawai'i Bowl, making five tackles (four solo) with a 9-yard tackle for loss, an interception and a pass breakup ... The interception was his fifth the season and eighth of his career ... It was his fifth pick over his final seven games and sixth time in seven games that he was a part of a turnover (five interceptions and a fumble recovery) ... The tackle for loss came on a failed fake field goal attempt by the Bearcats early in the third quarter.

- **2014 (Sophomore):** Was named a honorable-mention all-Mountain West selection by the league's coaches and media ... Started all 13 of the team's games ... Had 55 tackles (29 solo), seven pass breakups, 3.5 tackles for loss, three interceptions, a fumble recovery and a quarterback hurry ... Made his first career start in the opener vs. Northern Arizona, logging a team-high seven tackles (five solo), a game-high three pass breakups and adding one tackle for loss ... The three PBUs were the most in the nation in the first week of FBS play ... Had three tackles in another start at No. 21/23 North Carolina ... Had another solid outing in a start at Oregon State, making five tackles with 0.5 TFL, his first career interception and a pass breakup ... Made one solo stop against UNLV in his fourth career start ... Came up with four tackles (two

solo) at Fresno State ... Recorded five tackles and a career-high 1.5 tackles for loss at New Mexico ... Had a solid all-around game against Hawai'i, making one tackle, and recording an interception and recovering a fumble in back-to-back plays in the fourth quarter to seal the win for SDSU ... The fumble recovery was the first of his career ... Had four stops (two solos), two PBUs and 0.5 TFL in an eighth straight start at Nevada ... Came up with six tackles, including four stops, and his first quarterback hurry in another start against Idaho ... Tied a then career high with 10 tackles at Boise State, including four solo stops ... The 10 tackles were also tied for the most in the game ... Made one stop and added a pass breakup in an 11th straight start against Air Force ... Recorded six tackles (four solo) with an interception in a start vs. San José State ... Made two stops (one solo) in another start at Warrior vs. Navy in the Poinsettia Bowl.

- **2013 (Freshman):** Played in 12 games off the bench as a true freshman, registering 21 tackles (14 solos) ... Did not dress or play in the opener vs. Eastern Illinois ... Saw his first collegiate playing time against No. 3/2 Ohio State, but did not make the stat sheet ... Also saw time off the bench against Oregon State without recording a stat ... Had his first career tackle off the bench at New Mexico State ... Had a huge breakout game off the bench vs. Nevada, making a then-career-high 10 tackles (eight solo) ... The 10 tackles tied Derek Largent for the most in the game for either team ... Had four stops off the bench at Air Force ... Had an assisted tackle in a reserve role vs. No. 15/18 Fresno State ... Came up with two solo stops vs. New Mexico ... Played at San José State off the pine without making the stat sheet ... Made two tackles in a reserve role at Hawai'i ... Played off the bench against Boise State without making a stat ... Came off the bench in the regular season finale at UNLV, but did not make a stat ... Came up with one tackle vs. Buffalo in the Famous Idaho Potato Bowl.
- **High School:** A safety who played his prep ball at Dominguez High School with cornerback Kalan Montgomery ... Helped the Dons to a 7-4 record in 2011, including a 4-1 mark in league play ... A two-star recruit by both *Rivals.com* and *Scout.com* ... Rated as the 196th-best safety in the country among all incoming recruits by *Scout*.
- **Personal:** Picked SDSU after receiving interest in the recruiting process from Arizona, Colorado, Michigan, Nevada, Utah and Washington State ... Majoring in criminal justice.

M. Smith's Career Statistics

Season	GP	GS	UA	A	TT	TFL	Sk	Int.	PBU	FF	FR
2013	12	0	14	7	21	0.0	0.0	0	0	0	0
2014	13	13	29	26	55	3.5	0.0	3	7	0	1
2015	14	14	44	33	77	5.0	0.0	5	9	1	1
2016	13	13	29	24	53	2.0	0.0	1	7	0	0
Career	53	40	116	90	206	10.5	0.0	9	23	1	2

Career Highs: Tackles: 11 vs. South Alabama (9/19/15); Tackles For Loss: 1.5 at New Mexico (10/10/14); Interceptions: 1, nine times; Pass Breakups: 3 vs. Nevada (11/28/15), vs. Northern Arizona (8/30/14); Forced Fumbles: 1 at San José State (10/17/15); Fumble Recoveries: 1 at UNLV (11/21/15), vs. Hawai'i (10/18/14); Defensive Touchdowns: 1 at Utah State (10/28/16).

2016 Highs: Tackles: 10 at Northern Illinois (9/17/16); Tackles For Loss: 1.0 at Nevada (11/12/16), vs. New Hampshire (9/3/16); Interceptions: 1 at Utah State (10/28/16). Pass Breakups: 2 at South Alabama (10/1/16); Defensive Touchdowns: 1 at Utah State (10/28/16).

M. Smith's Career Game-by-Game

Date	Opponent	GP	GS	UA	A	TT	TFL	Sk.	Int.	PBU	FF	FR
A.31.13	Eastern Illinois	--- Did Not Play ---										
S.7.13	at 3/2 Ohio State	1	0	0	0	0	0.0	0.0	0	0	0	0
S.21.13	Oregon State	1	0	0	0	0	0.0	0.0	0	0	0	0
S.28.13	at New Mexico State	1	0	0	1	1	0.0	0.0	0	0	0	0
O.4.13	Nevada*	1	0	8	2	10	0.0	0.0	0	0	0	0
O.10.13	at Air Force*	1	0	2	2	4	0.0	0.0	0	0	0	0
O.26.13	15/18 Fresno State*	1	0	0	1	1	0.0	0.0	0	0	0	0
N.2.13	New Mexico*	1	0	2	0	2	0.0	0.0	0	0	0	0
N.9.13	at San José State	1	0	0	0	0	0.0	0.0	0	0	0	0
N.16.13	at Hawai'i*	1	0	1	1	2	0.0	0.0	0	0	0	0
N.23.13	Boise State*	1	0	0	0	0	0.0	0.0	0	0	0	0
N.30.13	at UNLV*	1	0	0	0	0	0.0	0.0	0	0	0	0
D.21.13	vs. Buffalo&	1	0	1	0	1	0.0	0.0	0	0	0	0
A.30.14	Northern Arizona	1	1	5	2	7	1.0	0.0	0	3	0	0
S.6.14	at 21/23 No. Carolina	1	1	1	2	3	0.0	0.0	0	0	0	0
S.20.14	at Oregon State	1	1	2	3	5	0.5	0.0	1	1	0	0
S.27.14	UNLV*	1	1	1	0	1	0.0	0.0	0	0	0	0
O.3.14	at Fresno State*	1	1	2	2	4	0.0	0.0	0	0	0	0

0.10.14	at New Mexico*	1	1	2	3	5	1.5	0.0	0	0	0	0	0
0.18.14	Hawai'i*	1	1	0	1	1	0.0	0.0	1	0	0	1	
N.1.14	at Nevada*	1	1	2	2	4	0.5	0.0	0	2	0	0	
N.8.14	Idaho	1	1	4	2	6	0.0	0.0	0	0	0	0	
N.15.14	at Boise State*	1	1	4	6	10	0.0	0.0	0	0	0	0	
N.21.14	Air Force*	1	1	1	0	1	0.0	0.0	0	1	0	0	
N.29.14	San José State*	1	1	4	2	6	0.0	0.0	1	0	0	0	
D.23.14	Navy#	1	1	1	1	2	0.0	0.0	0	0	0	0	
S.5.15	San Diego	1	1	1	2	3	0.5	0.0	0	0	0	0	
S.12.15	at California	1	1	2	6	8	0.0	0.0	0	0	0	0	
S.19.15	South Alabama	1	1	5	6	11	1.0	0.0	0	0	0	0	
S.26.15	at Penn State	1	1	3	4	7	0.0	0.0	0	1	0	0	
O.3.15	Fresno State*	1	1	2	0	2	0.0	0.0	0	1	0	0	
O.10.15	at Hawai'i*	1	1	1	2	3	0.0	0.0	0	1	0	0	
O.17.15	at San José State*	1	1	5	2	7	1.0	0.0	0	0	1	0	
O.23.15	Utah State*	1	1	2	1	3	0.0	0.0	1	1	0	0	
O.31.15	at Colorado State*	1	1	2	2	4	0.0	0.0	1	0	0	0	
N.14.15	Wyoming*	1	1	3	0	3	1.0	0.0	1	0	0	0	
N.21.15	at UNLV*	1	1	1	4	5	0.0	0.0	0	0	0	1	
N.28.15	Nevada*	1	1	7	1	8	0.0	0.0	1	0	0	0	
D.5.15	Air Force`	1	1	6	2	8	0.5	0.0	0	1	0	0	
D.24.15	vs. Cincinnati%	1	1	4	1	5	1.0	0.0	1	0	0	0	
S.3.16	New Hampshire	1	1	1	0	1	1.0	0.0	0	0	0	0	
S.10.16	California	1	1	3	1	4	0.0	0.0	0	0	0	0	
S.17.16	at Northern Illinois	1	1	6	4	10	0.0	0.0	0	1	0	0	
O.1.16	at South Alabama	1	1	2	3	5	0.0	0.0	0	2	0	0	
O.8.16	UNLV*	1	1	0	2	2	0.0	0.0	0	0	0	0	
O.14.16	at Fresno State*	1	1	1	1	2	0.0	0.0	0	1	0	0	
O.21.16	San José State*	1	1	4	0	4	0.0	0.0	0	1	0	0	
O.28.16	at Utah State*	1	1	1	2	3	0.0	0.0	1	0	0	0	
N.5.16	Hawai'i*	1	1	2	1	3	0.0	0.0	0	1	0	0	
N.12.16	at Nevada*	1	1	2	0	2	0.0	0.0	0	1	0	0	
N.19.16	at Wyoming*	1	1	2	6	8	0.0	0.0	0	0	0	0	
N.26.16	Colorado State*	1	1	5	2	7	0.0	0.0	0	0	0	0	
D.3.16	at Wyoming@	1	1	1	2	3	0.0	0.0	0	1	0	0	

*Bold indicates season high. * - Mountain West game. & - 2013 Famous Idaho Potato Bowl (Bronco Stadium; Boise, Idaho). # - 2014 San Diego County Credit Union Poinsettia Bowl (Qualcomm Stadium; San Diego, Calif.). ` - 2015 Sports Authority Mountain West Championship (Qualcomm Stadium; San Diego, Calif.). % - 2015 Hawai'i Bowl (Aloha Stadium; Honolulu, Hawaii). @ - 2016 Mountain West Championship (War Memorial Stadium; Laramie, Wyo.).*

#17 RON SMITH

Cornerback • RS-Freshman • 6-0 • 170 • Oakland, Calif. • St. Mary's HS

- **At San Diego State:** Youngster who continues to learn the defense ... Is on the two-deep for the eighth straight week and on top for the fifth time of the season.
- **2016 (Freshman):** Has 47 tackles (23 solo) on the season, 0.5 tackles for loss, two interceptions, including a 14-yard return for a touchdown, a forced fumble and three pass breakups ... Has played in all 13 games, starting the past five ... Leads the team with 13 tackles on special teams ... Also tops the team in kick return tackles (12) ... **vs. New Hampshire (Sept. 3)** ... Had two assisted tackles in his first career game on special teams vs. New Hampshire ... **vs. California (Sept. 10)** ... Logged statless time on special teams against California ... **at Northern Illinois (Sept. 17)** ... Made a solo stop on special teams at Northern Illinois ... **at South Alabama (Oct. 1)** ... Had another solo tackle on special teams at South Alabama ... **vs. UNLV (Oct. 8)** ... Made a solo tackle on special teams against UNLV ... **at Fresno State (Oct. 14)** ... Had two tackles at Fresno State ... **vs. San José State (Oct. 21)** ... Did not record a stat in playing time against San José State ... **at Utah State (Oct. 28)** ... Had a then career-high four tackles and his first two career pass breakups at Utah State in his most extensive action at cornerback of the season ... **vs. Hawai'i (Nov. 5)** ... Had a then career-high seven tackles (four solo), a 14-yard interception return for a touchdown and two pass breakups in his first career start against Hawai'i ... The interception and touchdown were each the first of his career ... The touchdown put SDSU up, 21-0, early in the second quarter ... **at Nevada (Nov. 12)** ... Matched his then career high with seven tackles at Nevada and had an interception for the second straight game ... The interception went for nine yards ... Also

had his first career forced fumble ... **at Wyoming (Nov. 19)** ... Made seven tackles (third straight game with exactly seven stops) and 0.5 tackles for loss in a third straight start at Wyoming ... **vs. Colorado State (Nov. 26)** ... Had a career-high nine tackles in a start vs. Colorado State ... Led the team in tackles for the first time of his career ... **at Wyoming (Dec. 3)** ... Registered five tackles (three solo) with a pass breakup at Wyoming in the 2016 MW Championship game.

- **2015 (Redshirt):** Utilized his redshirt season at SDSU.
- **High School:** Helped St. Mary's High go 21-6 (.778) over his final two years, including a 11-2 mark in 2014 ... Recorded a team-high 69 total tackles with two interceptions as a senior at St. Mary's High, according to MaxPreps ... Also added two interceptions for 117 yards, three pass deflections and a forced fumble ... Added team highs of 175 kick return yards (21.9 avg.) and 81 punt return yards (9.0 avg.) ... Helped lead the Panthers to an 11-2 overall record and an appearance in the CIF North Coast Division 4 championship game in 2014 ... Had a bigger year in 2013, recording a team-best 135 tackles (125 solo), two interceptions for 65 yards, six forced fumbles, three fumble recoveries and two pass deflections ... A three-star recruit by Rivals, Scout, 247sports and ESPN ... Received a scout grade of 86 by 247sports and a 75 by ESPN.
- **Personal:** Ron Angelo William Smith was born Nov. 18, 1997, in Oakland, Calif. ... Son of Ron Smith and Mary Holly ... Picked San Diego State over offers from Air Force, Fresno State, Nevada, New Mexico, Utah, UTEP, Washington State and Wyoming, according to Rivals ... Is majoring in psychology.

R. Smith's Career Statistics

Season	GP	GS	UA	A	TT	TFL	Sk	Int.	PBU	FF	FR
2016	13	5	23	24	47	0.5	0.0	2	3	1	0
Career	13	5	23	24	47	0.5	0.0	2	3	1	0

Career/2016 Highs: Tackles: 9 vs. Colorado State (11/26/16); Tackles For Loss: 0.5 at Wyoming (11/19/16); Interceptions: 1 at Nevada (11/12/16), vs. Hawai'i (11/5/16); Pass Breakups: 2 at Utah State (10/28/16); Forced Fumbles: 1 at Nevada (11/12/16); Defensive Touchdowns: 1 vs. Hawai'i (11/5/16).

R. Smith's Career Game-by-Game

Date	Opponent	GP	GS	UA	A	TT	TFL	Sk.	Int.	PBU	FF	FR
S.3.16	New Hampshire	1	0	0	2	2	0.0	0.0	0	0	0	0
S.10.16	California	1	0	0	0	0	0.0	0.0	0	0	0	0
S.17.16	at Northern Illinois	1	0	1	0	1	0.0	0.0	0	0	0	0
O.1.16	at South Alabama	1	0	1	0	1	0.0	0.0	0	0	0	0
O.8.16	UNLV*	1	0	1	0	1	0.0	0.0	0	0	0	0
O.14.16	at Fresno State*	1	0	0	2	2	0.0	0.0	0	0	0	0
O.21.16	San José State*	1	0	0	0	0	0.0	0.0	0	0	0	0
O.28.16	at Utah State*	1	0	1	3	4	0.0	0.0	0	2	0	0
N.5.16	Hawai'i*	1	1	4	3	7	0.0	0.0	1	0	0	0
N.12.16	at Nevada*	1	1	6	1	7	0.0	0.0	1	0	1	0
N.19.16	at Wyoming*	1	1	3	4	7	0.5	0.0	0	0	0	0
N.26.16	Colorado State*	1	1	2	7	9	0.0	0.0	0	0	0	0
D.3.16	at Wyoming@	1	1	3	2	5	0.0	0.0	0	1	0	0

*Bold indicates season high. * - Mountain West game.*

#18 TRENTON THOMPSON

Warrior • TR-Freshman • 6-2 • 185 • Palm Springs, Calif. • Palm Springs HS

- **At San Diego State:** True freshman, who is on the depth chart for the seventh time of his career, backing up three-time all-MW pick Malik Smith.
- **2016 (True Freshman):** Has eight tackles and a pass breakup on the season, despite playing in only seven games ... **vs. New Hampshire (Sept. 3)** ... Did not play in the opener vs. New Hampshire ... **vs. California (Sept. 10)** ... Also did not play vs. California ... **at Northern Illinois (Sept. 17)** ... Did not travel to Northern Illinois ... **at South Alabama (Oct. 1)** ... Also did not travel to South Alabama ... **vs. UNLV (Oct. 8)** ... Did not play once again vs. UNLV ... **at Fresno State (Oct. 14)** ... Was on the travel squad for the first time of the season at Fresno State, but did not play ... **vs. San José State (Oct. 21)** ... Had four tackles (three solo) in his first career game against San José State, all on special teams ... **at Utah State (Oct. 28)** ... Had an assisted tackle at Utah State ... **vs. Hawai'i (Nov. 5)** ... Registered one solo tackle and had his first pass breakup against Hawai'i ... **at Nevada (Nov. 12)** ... Had an assisted tackle at Nevada ... **at Wyoming (Nov. 19)** ... Logged playing time,

but did not record a stat at Wyoming ... **vs. Colorado State (Nov. 26)** ... Had a solo tackle on special teams against Colorado State ... **at Wyoming (Dec. 3)** ... Did not record a stat in special teams play at Wyoming in the MW Championship game.

- **High School:** Earned two letters and played three years at Palm Springs High School in Palm Springs, Calif. ... Helped the Indians go 24-3 (.889), including a 11-1 (.917) mark in league play over the past two years ... Led the 2015 squad to a CIF Championship ... Logged 219 total tackles (134 solo) over his three years (according to MaxPreps), adding seven tackles for loss, four interceptions, seven pass deflections, six forced fumbles, two fumble recoveries, four blocked field goals and two blocked punts ... Also caught 16 passes for 325 yards (20.3 avg.) and three touchdowns as a senior in 2015 ... A three-star recruit by Scout and 247sports, and a two-star recruit by Rivals ... Received a grade of 87 by 247sports ... Scout ranked him as the 15th-best outside linebacker in the 2016 class and the 23rd best on the West Coast.
- **Personal:** Trenton Thompson was born Dec. 18, 1997, in Palm Springs, Calif. ... Chose the Aztecs over offers from Colorado State, Nevada, Northern Arizona, UNLV, Utah State and Wyoming ... Is majoring in criminal justice.

Thompson's Career Statistics

Season	GP	GS	UA	A	TT	TFL	Sk	Int.	PBU	FF	FR
2016	7	0	5	3	8	0.0	0.0	0	1	0	0
Career	7	0	5	3	8	0.0	0.0	0	1	0	0

Career/2016 Highs: Tackles: 4 vs. San José State (10/21/16); Pass Breakups: 1 vs. Hawai'i (11/5/16).

Thompson's Career Game-by-Game

Date	Opponent	GP	GS	UA	A	TT	TFL	Sk.	Int.	PBU	FF	FR
S.3.16	New Hampshire											
S.10.16	California											
S.17.16	at Northern Illinois											
O.1.16	at South Alabama											
O.8.16	UNLV*											
O.14.16	at Fresno State*											
O.21.16	San José State*	1	0	3	1	4	0.0	0.0	0	0	0	0
O.28.16	at Utah State*	1	0	0	1	1	0.0	0.0	0	0	0	0
N.5.16	Hawai'i*	1	0	1	0	1	0.0	0.0	0	0	0	0
N.12.16	at Nevada*	1	0	0	1	1	0.0	0.0	0	0	0	0
N.19.16	at Wyoming*	1	0	0	0	0	0.0	0.0	0	0	0	0
N.26.16	Colorado State*	1	0	1	0	1	0.0	0.0	0	0	0	0
D.3.16	at Wyoming@	1	0	0	0	0	0.0	0.0	0	0	0	0

*Bold indicates season high. * - Mountain West game. @ - 2016 Mountain West Championship (War Memorial Stadium; Laramie, Wyo.).*

#85 QUEST TRUXTON

Wide Receiver • Junior • 6-0 • 180 • Newport Harbor, CA • Golden West College

- **At San Diego State:** Speedster with good hands ... Is listed as the starting punt returner, and the backup "Z" receiver and kick returner heading into the Las Vegas Bowl game ... Also plays on the kickoff unit.
- **2016 (Junior):** Has been named a honorable mention all-Mountain West selection ... Also was named SDSU's special teams player of the year (with Rashaad Penny) ... Has played in all 13 games as a receiver and on special teams ... Has 11 catches for 156 yards (14.2 avg.) with three touchdowns on the season ... Also has two rushes for 44 yards (22.0 avg.), 27 punt returns for 255 yards (9.4 avg.) and four kick returns for 61 yards (15.3 avg.) ... Leads the Mountain West and ranks 23rd in the nation in punt return average (9.44) ... vs. New Hampshire (Sept. 3) ... Logged his first career snaps in the opener vs. New Hampshire off the bench ... Made one catch for 14 yards, and logged time on special teams ... Returned three punts for 16 yards (5.3 avg.) with a long of 12 yards ... **vs. California (Sept. 10)** ... Earned the start at punt returner vs. California, where he returned three punts for 46 yards (15.3 avg.) with a long of 25 yards ... Also returned three pooch kicks for 52 yards (17.3 avg.) and added a special teams tackle ... **at Northern Illinois (Sept. 17)** ... Returned a punt for seven yards, while seeing time a wide receiver and on special teams at Northern Illinois ... **at South Alabama (Oct. 1)** ... Logged significant time at South Alabama, making a 9-yard catch and returning two punts for 33 yards (16.5 avg.) ... Including in the two punt returns was a then career-long 32-yarder ... Added a special teams tackle ... **vs. UNLV (Oct. 8)** ... Played again vs. UNLV, making a career-high two catches for a then career-best 36 yards (18.0

avg.) with a long of 20 yards ... Also returned five punts for 44 yards (8.8 avg.) with a long of 29 yards ... **at Fresno State (Oct. 14)** ... Returned one punt for zero yards at Fresno State ... **vs. San José State (Oct. 21)** ... Returned two punts for 20 yards (10.0 avg.) against San José State ... **at Utah State (Oct. 28)** ... Had a 10-yard touchdown catch and a 21-yard rush at Utah State ... The touchdown was the first of his career and gave SDSU a 17-7 lead ... The rushing attempt was the first of his career ... **vs. Hawai'i (Nov. 5)** ... Had good all-around game against Hawai'i with a 9-yard touchdown catch, a career-long 23-yard run and four punt returns for 73 yards ... The touchdown was the second of his career and second straight game with a touchdown catch ... Set career highs in punt return yards (73), punt return average (18.3) and all-purpose yards (105) ... **at Nevada (Nov. 12)** ... Made an 11-yard catch at Nevada ... Also returned one punt, but lost a yard on the play ... **at Wyoming (Nov. 19)** ... Caught two passes for a career-high 50 yards and a touchdown, while adding a 6-yard punt return ... The touchdown was the third of his career and came on a 23-yard Hail Mary with time expiring in the fourth quarter ... Set career highs in receptions (tied), receiving yards (50), and touchdowns (1, tied) ... Had a career-long 27-yard catch during the game ... **vs. Colorado State (Nov. 26)** ... Had an 8-yard catch and a 6-yard punt return against Colorado State ... Also had a career-high three tackles - one on each of the Rams' first three kickoffs ... **at Wyoming (Dec. 3)** ... Caught a 9-yard pass off the bench at Wyoming in the MW Championship game, and returned three punts for five yards (1.3 avg.).

- **2014-15 (at Golden West College):** Was a Region III All-California First Team Offense honoree in 2015 after leading Golden West with 68 receptions ... Ranked second with 902 receiving yards and 10 touchdowns, averaging 82 yards per game ... Golden West posted an 8-3 mark in 2015, ranked as high as third in the nation and first in California ... As a freshman in 2014, recorded 841 yards on 50 receptions (76.5 yards per game) with eight touchdowns en route to a Southern League First Team Offense accolade.

- **High School:** Was the 2013 Newport-Mesa Dream Team All-Purpose Player of the Year, Sunset League Offensive Player of the Year and All-CIF Southern Section Southwest Division honoree as a senior at Newport Harbor High ... Set school single-season records for receptions (83), receiving yards (1,325) and touchdown catches (17) and posted 20 total touchdowns as a senior to help lead the Sailors to the Southwest Division title game.

- **Personal:** Quest Joseph Truxton was born Sept. 21, 1996, in Newport Beach, Calif. ... Son of Lou and Eileen Truxton ... Is majoring in sociology.

Truxton's Career Statistics

Receiving

Season	GP	GS	Rec.	Yds.	Avg.	Long	TD
2016	13	0	11	156	14.2	27	3
Career	13	0	11	156	14.2	27	3

Punt Returns

Season	GP	GS	No.	Yds.	Avg.	Long	TD	All-Purpose Total Yds/Gm.
2016	13	12	27	255	9.4	41	0	516 39.7
Career	13	12	27	255	9.4	41	0	516 39.7

Career/2016 Highs: Receptions: 2 at Wyoming (11/19/16), vs. UNLV (10/8/16); Receiving Yards: 50 at Wyoming (11/19/16); Receiving Touchdowns: 1 at Wyoming (11/19/16), vs. Hawai'i (11/5/16), at Utah State (10/28/16); Long Reception: 27 at Wyoming (11/19/16); Carries: 1 vs. Hawai'i (11/5/16), at Utah State (10/28/16); Rushing Yards: 23 vs. Hawai'i (11/5/16); Long Rush: 23 vs. Hawai'i (11/5/16); Punt Returns: 5 vs. UNLV (10/8/16); Punt Return Yards: 73 vs. Hawai'i (11/5/16); Long Punt Return: 41 vs. Hawai'i (11/5/16); Kick Returns: 3 vs. California (9/10/16); Kick Return Yards: 52 vs. California (9/10/16); Long Kick Return: 20 vs. California (9/10/16); Tackles: 3 vs. Colorado State (11/26/16).

Truxton's Career Game-by-Game

Receiving

Date	Opponent	GP	GS	No.	Yds.	Avg.	Lg.	TD	TD Lengths
S.3.16	New Hampshire	1	0	1	14	14.0	14	0	
S.10.16	California	1	0	0	0	0.0	0	0	
S.17.16	at Northern Illinois	1	0	0	0	0.0	0	0	
O.1.16	at South Alabama	1	0	1	9	9.0	9	0	
O.8.16	UNLV*	1	0	2	36	18.0	21	0	
O.14.16	at Fresno State*	1	0	0	0	0.0	0	0	
O.21.16	San José State*	1	0	0	0	0.0	0	0	
O.28.16	at Utah State*	1	0	1	10	10.0	10	1	10
N.5.16	Hawai'i*	1	0	1	9	9.0	9	1	9

N.12.16	at Nevada*	1	0	1	11	11.0	11	0	
N.19.16	at Wyoming*	1	0	2	50	25.0	27	1	23
N.26.16	Colorado State*	1	0	1	8	8.0	8	0	
D.3.16	at Wyoming@	1	0	1	9	9.0	9	0	

Punt Returns

Date	Opponent	GP	GS	No.	Yds.	Avg.	Lg.	TD	TD Lengths
S.3.16	New Hampshire	1		3	16	5.3	12	0	
S.10.16	California	1	*	3	52	17.3	25	0	
S.17.16	at Northern Illinois	1	*	1	7	7.0	7	0	
O.1.16	at South Alabama	1	*	2	33	16.6	32	0	
O.8.16	UNLV*	1	*	5	44	8.8	29	0	
O.14.16	at Fresno State*	1	*	1	0	0.0	0	0	
O.21.16	San Jose State*	1	*	2	20	10.0	15	0	
O.28.16	at Utah State*	1	*	0	0	0.0	0	0	
N.5.16	Hawai'i*	1	*	4	71	17.8	41	0	
N.12.16	at Nevada*	1	*	1	-1	-1.0	0	0	
N.19.16	at Wyoming*	1	*	1	6	6.0	6	0	
N.26.16	Colorado State*	1	*	1	6	6.0	6	0	
D.3.16	at Wyoming@	1	*	3	5	1.7	3	0	

*Bold indicates season high. * - Mountain West game. @ - 2016 Mountain West Championship (War Memorial Stadium; Laramie, Wyo.). GS - * in this category the player was on the field the first time San Diego State was in the punt return formation.*

#41 DAKOTA TURNER

Defensive End • Junior • 6-3 • 250 • Mililani, Hawaii • Mililani High

- **At San Diego State:** Physical, athletic body, who made the move from linebacker to defensive line in the spring of 2014 ... Worked up to the backup spot at right defensive end after spring drills, where he remained over the 2014 season and in 2015 ... Then moved to fullback in fall camp, where he started the first three games this year, before moving back to defensive line at South Alabama ... Is coming off an injured left knee (sprained MCL, torn ACL) at Hawai'i on Oct. 10, 2015 ... Is listed as the backup behind Kyle Kelley at one of the defensive end spots heading into the bowl game.
- **2016 (Junior):** Started the first three games at fullback before switching to defensive end for the last 10 ... Had not found the stat sheet except for a tackle on special teams before switching positions ... Has 36 tackles total on the year, four tackles for loss, two sacks, a forced fumble, two pass breakups and five quarterback hurries ... **vs. New Hampshire (Sept. 3)** ... Earned his first career start in his first-ever game on the offensive side of the ball when he started at fullback in the opener vs. New Hampshire ... Did not record a stat ... **vs. California (Sept. 10)** ... Also started vs. California, but did not find the stat sheet ... **at Northern Illinois (Sept. 17)** ... Logged a special teams tackle at Northern Illinois while starting at fullback for a third straight game ... **at South Alabama (Oct. 1)** ... Played for the first time of the season at defensive end at South Alabama, making a career-high seven tackles off the bench. ... **vs. UNLV (Oct. 8)** ... Appeared in his second game at defensive end, recording his first career pass breakup and adding a quarterback hurry ... **at Fresno State (Oct. 14)** ... Registered four tackles, including a tackle for loss, off the bench at Fresno State ... **vs. San José State (Oct. 21)** ... Came up with four tackles (all solo) and a 9-yard sack (and tackle for loss) ... It was his first sack of his career ... **at Utah State (Oct. 28)** ... Had a good all-around game at Utah State, making four tackles, 1.5 tackles for loss, a 4-yard sack and a forced fumble ... The 1.5 tackles for loss were a season high, while the forced fumble was the first of his career ... **vs. Hawai'i (Nov. 5)** ... Registered an assisted tackle and two quarterback hurries in extensive time off the bench vs. Hawai'i ... **at Nevada (Nov. 12)** ... Made three stops (one solo) with 0.5 tackles for loss and a quarterback hurry at Nevada ... **at Wyoming (Nov. 19)** ... Tied a career high with seven tackles off the bench at Wyoming, while adding a pass breakup and a quarterback hurry ... **vs. Colorado State (Nov. 26)** ... Had three tackles (two solo) off the bench against Colorado State ... **at Wyoming (Dec. 3)** ... Registered two assisted stops in a reserve role at Wyoming in the MW Championship game.
- **2015 (Sophomore):** Had 15 tackles, four tackles for loss and a quarterback hurry on the season in just six games off the bench ... Came up with two assisted tackles off the bench against San Diego in the opener ... Also added a quarterback hurry ... Had four tackles (two solo) in a reserve role at California ... Had arguably the best game of his career vs. South Alabama, setting career highs in tackles (six) and tackles for loss (2.0) ... Came up with an assisted tackle at Penn State in a reserve role ... Made two tackles - both solo and for a loss - vs. Fresno State

... The two tackles for loss matched a career best ... Logged snaps at Hawai'i, including time on special teams, before injuring his left knee and being forced to miss the rest of the season ... Those games included MW contests at San José State, vs. Utah State, at Colorado State, vs. Wyoming, at UNLV and against Nevada, as well as the MW Championship game vs. Air Force and the Hawai'i Bowl vs. Cincinnati.

- **2014 (Freshman):** Logged his first career snaps in his second season at SDSU ... Had 18 tackles (14 solo), including 2.5 TFL, two sacks and four quarterback hurries in 12 games on the season ... Played in the opener vs. Northern Arizona, but did not record a stat ... Was on the travel squad, but did not play at No. 21/23 North Carolina ... Made his first career tackle, a solo stop, off the bench at Oregon State ... Had a breakout game against UNLV, making two solo stops and his first career sack (and TFL) ... Also had a quarterback hurry ... Had a career-high three stops (all solo) and a quarterback hurry at Fresno State ... Had another good outing at New Mexico, making one tackle, which was a 5-yard sack (and TFL) ... Came up with one tackle off the pine against Hawai'i ... Finished with another solo stop at Nevada in a reserve role ... Tied a career high with three tackles (two solo) off the bench against Idaho with a quarterback hurry ... Made three stops (two solo) and 0.5 TFL at Boise State in another game off the bench ... Also added a quarterback hurry ... Logged snaps against Air Force without finding the stat sheet ... Tied a career high with three tackles (one solo) off the bench against San José State ... Came off the bench vs. Navy in the Poinsettia Bowl, but was left off the stat sheet.
- **2013 (Redshirt):** Redshirted his first season on The Mesa.
- **High School:** Was recruited as a linebacker after also playing as a defensive end and tight end at Mililani High School ... Helped the Trojans to a 10-3 record, including a 5-1 league mark as a senior in 2012 ... Was a first-team all-state pick as a senior ... A first-team all-league pick as a senior and second-team selection in 2011 ... Also an honorable mention all-Hawaii pick ... Was named to the Department of Defense All-America Team in 2011 ... Picked for the ESPN All-Hawaii team in 2011 ... A three-star recruit by Scout.com, ESPN and 247Sports.com ... Received an 80 grade by 247Sports, and was ranked as the 73rd-best tight end in the country and eighth out of all Hawaii recruits (regardless of position) ... Was ranked the 83rd-best defensive end by Scout ... Got a scout grade of 72 by ESPN and was listed at No. 109 of all defensive ends and the 10th-best recruit in Hawaii ... Rivals had him as the ninth-best recruit in Hawaii.
- **Personal:** Dakota Justice Turner was born March 5, 1995, in Camp Lejeune, N.C. ... Son of Larry and Diane Turner ... Also got offers from Army and Weber State, and was shown interest by Arizona State, Colorado, Hawai'i, Nevada, New Mexico State, Oregon, SMU, Utah State, Vanderbilt, Washington and Washington State ... Is majoring in social science.

Turner's Career Statistics

Defense											
Season	GP	GS	UA	A	TT	TFL	Sk	Int.	PBU	FF	FR
2014	12	0	14	4	18	2.5	2.0	0	0	0	0
2015	6	0	6	9	15	4.0	0.0	0	0	0	0
2016	13	0	12	24	36	4.0	2.0	0	2	1	0
Career	31	0	32	37	69	10.5	4.0	0	2	1	0

Rushing											Receiving			
Season	GP	GS	Att.	Yds.	TD	Lg.	100+	No.	Yds.	Avg.	TD	Lg.		
2016	13	3	0	0	0	0	0	0	0	0.0	0	0		
Career	13	3	0	0	0	0	0	0	0	0.0	0	0		

Career Highs: Tackles: 7 at Wyoming (11/19/16), at South Alabama (10/1/16); Tackles For Loss: 2.0 vs. Fresno State (10/3/15), vs. South Alabama (9/19/15); Sacks: 1.0, four times; Pass Breakups: 1 at Wyoming (11/19/16), vs. UNLV (10/8/16); Forced Fumbles: 1 at Utah State (10/28/16).

2016 Highs: Tackles: 7 at Wyoming (11/19/16), at South Alabama (10/1/16); Tackles For Loss: 1.5 at Utah State (10/28/16); Sacks: 1.0 at Utah State (10/28/16), vs. San José State (10/21/16); Pass Breakups: 1 at Wyoming (11/19/16), vs. UNLV (10/8/16); Forced Fumbles: 1 at Utah State (10/28/16).

Turner's Career Game-by-Game

Defensive												
Date	Opponent	GP	GS	UA	A	TT	TFL	Sk.	Int.	PBU	FF	FR
A.30.14	Northern Arizona	1	0	0	0	0	0.0	0.0	0	0	0	0
S.6.14	at 21/23 No. Carolina	--- Did Not Play ---										
S.20.14	at Oregon State	1	0	1	0	1	0.0	0.0	0	0	0	0
S.27.14	UNLV*	1	0	2	0	2	1.0	1.0	0	0	0	0

0.3.14	at Fresno State*	1	0	3	0	3	0.0	0.0	0	0	0	0
0.10.14	at New Mexico*	1	0	1	0	1	1.0	1.0	0	0	0	0
0.18.14	Hawai'i*	1	0	1	0	1	0.0	0.0	0	0	0	0
N.1.14	at Nevada*	1	0	1	0	1	0.0	0.0	0	0	0	0
N.8.14	Idaho	1	0	2	1	3	0.0	0.0	0	0	0	0
N.15.14	at Boise State*	1	0	2	1	3	0.5	0.0	0	0	0	0
N.21.14	Air Force*	1	0	0	0	0	0.0	0.0	0	0	0	0
N.29.14	San José State*	1	0	1	2	3	0.0	0.0	0	0	0	0
D.23.14	Navy#	1	0	0	0	0	0.0	0.0	0	0	0	0
S.5.15	San Diego	1	0	0	2	2	0.0	0.0	0	0	0	0
S.12.15	at California	1	0	2	2	4	0.0	0.0	0	0	0	0
S.19.15	South Alabama	1	0	2	4	6	2.0	0.0	0	0	0	0
S.26.15	at Penn State	1	0	0	1	1	0.0	0.0	0	0	0	0
0.3.15	Fresno State*	1	0	2	0	2	2.0	0.0	0	0	0	0
0.10.15	at Hawai'i*	1	0	0	0	0	0.0	0.0	0	0	0	0
0.17.15	at San José State*	--- Did Not Play - Injured ---										
0.23.15	Utah State*	--- Did Not Play - Injured ---										
0.31.15	at Colorado State*	--- Did Not Play - Injured ---										
N.14.15	Wyoming*	--- Did Not Play - Injured ---										
N.21.15	at UNLV*	--- Did Not Play - Injured ---										
N.28.15	Nevada*	--- Did Not Play - Injured ---										
D.5.15	Air Force`	--- Did Not Play - Injured ---										
D.24.15	vs. Cincinnati%	--- Did Not Play - Injured ---										
S.3.16	New Hampshire	1	0	0	0	0	0.0	0.0	0	0	0	0
S.10.16	California	1	0	0	0	0	0.0	0.0	0	0	0	0
S.17.16	at Northern Illinois	1	0	1	0	1	0.0	0.0	0	0	0	0
0.1.16	at South Alabama	1	0	0	7	7	0.0	0.0	0	0	0	0
0.8.16	UNLV*	1	0	0	0	0	0.0	0.0	0	1	0	0
0.14.16	at Fresno State*	1	0	1	3	4	1.0	0.0	0	0	0	0
0.21.16	San José State*	1	0	4	0	4	1.0	1.0	0	0	0	0
0.28.16	at Utah State*	1	0	1	3	4	1.5	1.0	0	0	1	0
N.5.16	Hawai'i*	1	0	0	1	1	0.0	0.0	0	0	0	0
N.12.16	at Nevada*	1	0	1	2	3	0.5	0.0	0	0	0	0
N.19.16	at Wyoming*	1	0	2	5	7	0.0	0.0	0	1	0	0
N.26.16	Colorado State*	1	0	2	1	3	0.0	0.0	0	0	0	0
D.3.16	at Wyoming@	1	0	0	2	2	0.0	0.0	0	0	0	0

Date	Opponent	Rushing						Receiving			
		GP	GS	Att.	Yds.	Avg.	TD	No.	Yds.	TD	
S.3.16	New Hampshire	1	1	0	0	0.0	0	0	0	0	
S.10.16	California	1	1	0	0	0.0	0	0	0	0	
S.17.16	at Northern Illinois	1	1	0	0	0.0	0	0	0	0	
0.1.16	South Alabama	--- Played on Defense ---									
0.8.16	UNLV*	--- Played on Defense ---									
0.14.16	at Fresno State*	--- Played on Defense ---									
0.21.16	San José State*	--- Played on Defense ---									
0.28.16	at Utah State*	--- Played on Defense ---									
N.5.16	Hawai'i*	--- Played on Defense ---									
N.12.16	at Nevada*	--- Played on Defense ---									
N.19.16	at Wyoming*	--- Played on Defense ---									
N.26.16	Colorado State*	--- Played on Defense ---									
D.3.16	at Wyoming@	--- Played on Defense ---									

*Bold indicates season high. * - Mountain West game. # - 2014 San Diego County Credit Union Poinsettia Bowl (Qualcomm Stadium; San Diego, Calif.). `` - 2015 Sports Authority Mountain West Championship (Qualcomm Stadium; San Diego, Calif.). % - 2015 Hawai'i Bowl (Aloha Stadium; Honolulu, Hawaii). @ - 2016 Mountain West Championship (War Memorial Stadium; Laramie, Wyo.).*

#87 KAHALE WARRING

Tight End • RS-Freshman • 6-6 • 245 • Sonora, Calif. • Sonora HS

- **At San Diego State:** Big tight end who has shown drastic improvement since arriving on campus last fall ... Put on 25 pounds of muscle in one year ... Was listed as the backup on the depth chart at tight end vs. UNLV before suffering a season-ending injury in practice that week.
- **2016 (Freshman):** Played in the team's first four games before the season-ending injury,

making two catches - both for touchdowns ... Had two receptions for 17 yards (8.5 avg.) ... **vs. New Hampshire (Sept. 3)** ... Played for the first time of his career in the opener against New Hampshire, but did not make the stat sheet ... **vs. California (Sept. 10)** ... Logged statless time once again vs. California ... **at Northern Illinois (Sept. 17)** ... Caught his first career pass at Northern Illinois, which was a 5-yard touchdown catch on 4th and 2 to put SDSU up, 21-0, early in the second quarter ... **at South Alabama (Oct. 1)** ... Caught a 12-yard touchdown pass to put SDSU up, 24-21, at South Alabama ... It was his second straight game with a catch (and touchdown catch) ... **vs. UNLV (Oct. 8)** ... Did not play against UNLV after injuring his foot in practice during the week ... **at Fresno State (Oct. 14)** ... Did not travel to Fresno State with the foot injury ... **vs. San José State (Oct. 21)** ... Missed his third straight game against San José State with the foot injury ... **at Utah State (Oct. 28)** ... Did not travel to the Utah State game ... **vs. Hawai'i (Nov. 5)** ... Was on the sidelines for the Hawai'i game ... **at Nevada (Nov. 12)** ... Did not travel to Nevada ... **at Wyoming (Nov. 19)** ... Also did not travel to Wyoming ... **vs. Colorado State (Nov. 26)** ... Did not play vs. Colorado State ... **at Wyoming (Dec. 3)** ... Did not travel once again to Wyoming for the MW Championship game.

- **2015 (Redshirt):** Redshirted his first season at SDSU.
- **High School:** Played just one year of football at Sonora High in Sonora, Calif. ... Earned all-league accolades in his one season, catching 21 balls for 548 yards (26.1 avg.), according to MaxPreps ... Helped the Wildcats to an 11-2 record, including a perfect 6-0 league mark ... Also excelled in basketball, averaging 19.6 points and 10.8 rebounds as a senior, earning the league's MVP award ... Was also an all-conference pick in water polo ... Previously played tennis, and was a member of the cross country and swimming teams.
- **Personal:** Kahale Kuio Kalani Michael Wadehouse Warring was born March 23, 1997, in Sonora, Calif. ... Son of Kahai Wadehouse and Nichole Longeway, and stepson of Lloyd Longeway ... Was also recruited by Nevada and Sacramento State ... Is majoring in business administration.

Warring's Career Statistics

Receiving

Season	GP	GS	Rec.	Yds.	Avg.	Long	TD
2016	4	0	2	17	8.5	12	2
Career	4	0	2	17	8.5	12	2

Career/2016 Highs: Receptions: 1 at South Alabama (10/1/16), at Northern Illinois (9/17/16); Receiving Yards: 12 at South Alabama (10/1/16); Receiving Touchdowns: 1 at South Alabama (10/1/16), at Northern Illinois (9/17/16) Long Reception: 12 at South Alabama (10/1/16).

Warring's Career Game-by-Game

Receiving

Date	Opponent	GP	GS	No.	Yds.	Avg.	Lg.	TD	TD Lengths	
S.3.16	New Hampshire	1	0	0	0	0.0	0	0		
S.10.16	California	1	0	0	0	0.0	0	0		
S.17.16	at Northern Illinois	1	0	1	5	5.0	5	1	5	
0.1.16	at South Alabama	1	0	1	12	12.0	12	1	12	
0.8.16	vs. UNLV*	--- Did Not Play - Injured ---								
0.14.16	at Fresno State*	--- Did Not Play - Injured ---								
0.21.16	vs. San José State*	--- Did Not Play - Injured ---								
0.28.16	at Utah State*	--- Did Not Play - Injured ---								
N.5.16	Hawai'i*	--- Did Not Play - Injured ---								
N.12.16	at Nevada*	--- Did Not Play - Injured ---								
N.19.16	at Wyoming*	--- Did Not Play - Injured ---								
N.26.16	Colorado State*	--- Did Not Play - Injured ---								
D.3.16	at Wyoming@	--- Did Not Play - Injured ---								

*Bold indicates season high. * - Mountain West game. @ - 2016 Mountain West Championship (War Memorial Stadium; Laramie, Wyo.).*

#29 JUWAN WASHINGTON

Running Back • RS-Freshman • 5-7 • 190 • Kennedale, Texas • Kennedale HS

- **At San Diego State:** Speedster who is not afraid of contact ... Has a great blend of speed and power ... Is third on a loaded running back depth chart heading into the Las Vegas Bowl game ... Also sees action in the return game.
- **2016 (Freshman):** Earned the team's outstanding freshman award (with Parker Houston)

... Has been named "SDSU's Top Newcomer" by *Lindy's Sports* ... Has played in the team's 13 games with one start, rushing 52 times for 433 yards (8.3 avg.) and five touchdowns, adding three catches for 72 yards (24.0 avg.) and a touchdown, and returning 10 kicks for 293 yards (29.3 avg.) and another score ... Is one of only five freshmen players in the country with at least five rushing touchdowns and one receiving touchdown, and one of two with a kick return as well ... Is ranked second in the MW and eighth in the nation in kick return touchdowns (1) ... Had at least one touchdown in five consecutive games until not scoring in the MW Championship game at Wyoming ... **vs. New Hampshire (Sept. 3)** ... Logged his first career snaps in the opener against New Hampshire, rushing four times for nine yards (2.3 avg.), and seeing time on special teams ... **vs. California (Sept. 10)** ... Rushed four times for 28 yards (7.0) with a long of 11 yards against California ... **at Northern Illinois (Sept. 17)** ... Did not get any carries at Northern Illinois, but returned three kicks for 93 yards (31.0 avg.), including a long of 53 yards ... **at South Alabama (Oct. 1)** ... Logged statless time at South Alabama ... **vs. UNLV (Oct. 8)** ... Rushed five times for 13 yards against UNLV, averaging 2.6 yards per carry and returned a kick for 15 yards ... **at Fresno State (Oct. 14)** ... Did not record a stat in action at Fresno State ... **vs. San José State (Oct. 21)** ... Rushed for 22 yards on six carries with a season-long of 12 yards and caught his first pass as an Aztec for four yards ... **at Utah State (Oct. 28)** ... Rushed 14 times for 137 yards (9.8 avg.) and two touchdowns at Utah State ... It was his first career 100-yard rushing game (76th Aztec with a 100-yard game in school history) ... Set career highs in rushing yards, touchdowns, carries and long rush (then a career long of 64 yards) ... Scored his first two career touchdowns ... **vs. Hawai'i (Nov. 5)** ... Rushed five times for 48 yards (9.6 avg.) and a touchdown and added a 24-yard touchdown catch in time against Hawai'i ... It was his first career touchdown catch ... Had multiple touchdowns for the second straight game ... Set career highs in receptions (1, tied), receiving yards (24) and long reception (24 yards) ... **at Nevada (Nov. 12)** ... Rushed five times for 70 yards (14.0 avg.) and a touchdown at Nevada with a long of 45 yards ... Also returned two short kicks for 29 yards (14.5 avg.) ... **at Wyoming (Nov. 19)** ... Rushed once for 14 yards, had a 44-yard catch and returned two kicks for 100 yards, including a 92-yard touchdown, at Wyoming ... The kick return touchdown was the first of his career ... Also set career highs in kick return yards (100), receiving yards (44) and long reception (44) ... **vs. Colorado State (Nov. 26)** ... Rushed six times for 92 yards, including an 81-yard rushing touchdown vs. Colorado State ... The 81-yard rush was the longest of his career ... Now has seven touchdowns (five rushing, one receiving and one kick return), all over the past five games ... **at Wyoming (Dec. 3)** ... Rushed two times for zero yards in the MW Championship game at Wyoming.

- **2015 (Redshirt):** Redshirted his first season at SDSU.
- **High School:** Racked up big numbers at Kennedale High School, where he won three varsity letters ... Rushed for 5,139 yards and 75 touchdowns with an average of 9.5 yards per carry during his career, according to MaxPreps ... Eclipsed the 300-yard mark five times in 24 games as a prep ... Also combined for 836 yards on kickoff returns ... Earned second-team all-state honors after running for 2,695 yards and 39 scores during his senior season, leading the Wildcats to a 12-1 overall record and an appearance in the UIL Conference 4A Regionals ... Rated as a three-star recruit by Scout, 247sports and ESPN, and a two-star recruit by Rivals ... Earned a grade of 82 by 247sports and a 74 from ESPN.
- **Personal:** Jwan Xavier Washington was born Nov. 19, 1996, in Fort Worth, Texas ... Son of Katrina Smith ... Picked SDSU over other offers from Houston, Arkansas State, Louisiana-Monroe and Texas State ... Also received recruiting interest from numerous other schools, including Arkansas, Baylor, Brigham Young, Duke, Kansas State, Minnesota, Notre Dame, Oklahoma, TCU and USC, among others ... Is majoring in kinesiology with an emphasis in fitness.

Washington's Career Statistics

Season	Rushing						Receiving					
	GP	GS	Att.	Yds.	TD	Lg.	No.	Yds.	Avg.	TD	Lg.	
2016	13	0	52	433	5	81	1	3	72	24.0	1	44
Career	13	0	52	433	5	81	1	3	72	24.0	1	44

Kick Returns

Season	GP	GS	No.	Yds.	Avg.	Long	TD	All-Purpose	
								Total Yds/Gm.	
2016	13	0	10	283	28.3	92	1	798	61.4
Career	13	0	10	283	28.3	92	1	798	61.4

Career/2016 Highs: Carries: 14 at Utah State (10/28/16); Rushing Yards: 137 at Utah State (10/28/16); Rushing Touchdowns: 2 at Utah State (10/28/16); Long Rush: 81 vs. Colorado State (11/26/16); Receptions: 1 at Wyoming (11/19/16), vs. Hawai'i (11/5/16), vs. San José State (10/21/16); Receiving Yards: 44 at Wyoming (11/19/16); Receiving Touchdowns: 1 vs.

Hawai'i (11/5/16); Long Reception: 44 at Wyoming (11/19/16); Kick Returns: 3 at Northern Illinois (9/17/16); Kick Return Yards: 100 at Wyoming (11/19/16); Kick Return Touchdowns: 1 at Wyoming (11/19/16); Long Kick Return: 92 at Wyoming (11/19/16).

Washington's Career Game-by-Game

Date	Opponent	GP	GS	Rushing				Receiving			
				Att.	Yds.	Avg.	TD	No.	Yds.	TD	
S.3.16	New Hampshire	1	0	4	9	2.3	0	0	0	0	0
S.10.16	California	1	0	4	28	7.0	0	0	0	0	0
S.17.16	at Northern Illinois	1	0	0	0	0.0	0	0	0	0	0
O.1.16	at South Alabama	1	0	0	0	0.0	0	0	0	0	0
O.8.16	UNLV*	1	0	5	13	2.6	0	0	0	0	0
O.14.16	at Fresno State*	1	0	0	0	0.0	0	0	0	0	0
O.21.16	San José State*	1	0	6	22	3.7	0	1	4	0	0
O.28.16	at Utah State*	1	0	14	137	9.8	2	0	0	0	0
N.5.16	Hawai'i*	1	0	5	48	9.6	1	1	24	1	0
N.12.16	at Nevada*	1	0	5	70	14.0	1	0	0	0	0
N.19.16	at Wyoming*	1	0	1	14	14.0	0	1	44	0	0
N.26.16	Colorado State*	1	0	6	92	15.3	1	0	0	0	0
D.3.16	at Wyoming@	1	0	2	0	0.0	0	0	0	0	0

Kick Returns

Date	Opponent	GP	GS	No.	Yds.	Avg.	Lg.	TD	TD Lengths
S.10.16	California	1	0	0	0.0	0	0	0	
S.17.16	at Northern Illinois	1	0	3	93	31.0	53	0	
O.1.16	at South Alabama	1	0	0	0.0	0	0	0	
O.8.16	UNLV*	1	1	15	15.0	15	0	0	
O.14.16	at Fresno State*	1	0	0	0.0	0	0	0	
O.21.16	San José State*	1	0	0	0.0	0	0	0	
O.28.16	at Utah State*	1	0	0	0.0	0	0	0	
N.5.16	Hawai'i*	1	0	0	0.0	0	0	0	
N.12.16	at Nevada*	1	2	29	14.5	17	0	0	
N.19.16	at Wyoming*	1	2	100	50.0	92	1	92	
N.26.16	Colorado State*	1	2	58	28.0	29	0	0	
D.3.16	at Wyoming@	1	0	0	0.0	0	0	0	

*Bold indicates season high. * - Mountain West game. @ - 2016 Mountain West Championship (War Memorial Stadium; Laramie, Wyo.). GS - * in this category the player was on the field the first time San Diego State was in the kick return formation.*

#88 DAVID WELLS

Tight End • Junior • 6-5 • 255 • Clovis, Calif. • Clovis North HS

- **At San Diego State:** Tall, big body, who has great hands ... Worked up to No. 2 at tight end for the first time of his career at Nevada in the eighth game of the 2014 season, where he was until the offseason, when starter Daniel Brunskill moved to right tackle ... Has started every game since.
- **2016 (Junior):** Has been named a second-team all-Mountain West selection ... Has 21 catches for 261 yards (12.4 avg.) and four touchdowns in 13 starts on the year ... Also has a 2-point conversion reception and a tackle on special teams ... **vs. New Hampshire (Sept. 3)** ... Earned his first career start in the opener against New Hampshire, where he made an 8-yard catch ... **vs. California (Sept. 10)** ... Had a 6-yard grab in another start vs. California ... **at Northern Illinois (Sept. 17)** ... Came up with a 11-yard reception in a third straight start at Northern Illinois ... **at South Alabama (Oct. 1)** ... Had a then career-high two catches for a then career-best 21 yards (10.5 avg.) at South Alabama ... Had a then career-long 13-yard grab ... Also caught a 2-point conversion to put SDSU up, 24-21 ... **vs. UNLV (Oct. 8)** ... Did not appear on the stat sheet in another start vs. UNLV ... **at Fresno State (Oct. 14)** ... Had three receptions for 30 yards (10.0 avg.) in a start at Fresno State, just minutes away from his hometown of Clovis, Calif. ... Included in the three catches was a 14-yard grab ... **vs. San José State (Oct. 21)** ... Posted career highs of five catches and 62 yards while grabbing his first collegiate touchdown against San José State ... Pulled down a then career-long 24-yard reception in the first quarter ... The five catches were the most by an Aztec tight end since Gavin Escobar hauled in six vs. Wyoming on Nov. 24, 2012 ... The 62 receiving yards were also the most for an SDSU tight end since Escobar totaled 108 vs. UNLV on Oct. 27, 2012 ... **at Utah State (Oct. 28)** ... Made a catch in another start at Utah State for a loss of one yard

... vs. Hawai'i (Nov. 5) ... Had a 13-yard touchdown catch in a start against Hawai'i ... The touchdown put SDSU up, 7-0 ... **at Nevada (Nov. 12)** ... Had two receptions for 35 yards (17.5 avg.) in a start at Nevada ... It was his second straight game with a touchdown catch ... **at Wyoming (Nov. 19)** ... Had a career-long 27-yard catch at Wyoming in an 11th straight start ... vs. **Colorado State (Nov. 26)** ... Caught two passes for 42 yards and a touchdown vs. Colorado State ... The touchdown went for 25 yards ... It was his fourth receiving touchdown of the season (and career), all over the last six games ... **at Wyoming (Dec. 3)** ... Had a 7-yard reception in another start at Wyoming in the MW Championship game.

- **2015 (Sophomore):** Played in the team's only 14 games off the bench ... Had four catches for 22 yards (5.5 avg.) and a tackle on special teams ... Had his first career catch, a 10-yarder, in the opener vs. San Diego ... Also saw time on three special teams units - kick return, punt and PAT/field goal ... Played again at California and vs. South Alabama, but did not record a stat ... Logged statless time against South Alabama ... Made a tackle on special teams at Penn State ... Played again vs. Fresno State, at Hawai'i, at San José State and against Utah State, but did not record a stat ... Caught a 4-yard pass on 3rd and 4 early in the third quarter at Colorado State ... SDSU would eventually score a touchdown on the drive to take a 20-10 lead ... Did not record a stat in action against Wyoming ... Made a 2-yard grab at UNLV in a reserve role ... Had a 6-yard catch against Nevada ... Did not record a stat in playing time vs. Air Force in the MW Championship game and against Cincinnati in the Hawai'i Bowl.
- **2014 (Freshman):** Played in 12 of the team's 13 games, mostly on special teams, without recording a stat ... Did not play in the opener against Northern Arizona ... Made his collegiate debut at No. 21/23 North Carolina, but did not find the stat sheet ... Played again at Oregon State, vs. UNLV, at Fresno State, at New Mexico, vs. Hawai'i, at Nevada, against Idaho, at Boise State, vs. Air Force, vs. San José State and in the Poinsettia Bowl vs. Navy, all without making the stat sheet.
- **2013 (Redshirt):** Was on the travel squad early in the 2013 season, but ended up utilizing his redshirt campaign.
- **High School:** Former quarterback who switched over to tight end late in his high school career ... Helped lead Clovis North High School to a CIF Central Section Division I championship and 12-2 record in 2012, recording 60 catches for 1,188 yards (19.8 avg.) and 10 touchdowns ... Was the tight end MVP at the 2012 Five-Star Showcase in Los Angeles ... A first-team all-league pick and first-team all-Valley selection as a senior ... A three-star recruit by *Rivals.com*, and a two-star recruit by both *Scout.com* and *247Sports.com* ... Among tight ends in the country, was ranked 83rd by Scout and 105th by 247Sports ... Was also a forward on the basketball team and a pitcher with the baseball squad ... Helped the basketball team to a section championship.
- **Personal:** David Edward Wells was born May 2, 1995, in Fresno, Calif. ... Son of Bryan and Shari Wells ... Also received offers from Fresno State, Iowa State and Nevada and had interest from Colorado State, Utah and Utah State ... Is majoring in communication with a concentration in liberal arts.

Wells' Career Statistics

Receiving

Season	GP	GS	Rec.	Yds.	Avg.	Long	TD
2014	12	0	0	0	0.0	0	0
2015	14	0	4	22	5.5	10	0
2016	13	13	21	261	12.4	27	4
Career	39	13	25	283	11.3	27	4

Career Highs: Receptions: 5 vs. San José State (10/21/16); Receiving Yards: 62 vs. San José State (10/21/16); Long Reception: 27 at Wyoming (11/19/16); Receiving Touchdowns: 1, four times; Tackles: 1 at South Alabama (10/1/16), at Penn State (9/26/15).

2016 Highs: Receptions: 5 vs. San José State (10/21/16); Receiving Yards: 62 vs. San José State (10/21/16); Long Reception: 27 at Wyoming (11/19/16); Receiving Touchdowns: 1, four times; Tackles: 1 at South Alabama (10/1/16).

Wells' Career Game-by-Game

Receiving

Date	Opponent	GP	GS	No.	Yds.	Avg.	Lg.	TD	TD Lengths
A.30.14	Northern Arizona	--- Did Not Play ---							
S.6.14	at 21/23 No. Carolina	1	0	0	0	0.0	0	0	
S.20.14	at Oregon State	1	0	0	0	0.0	0	0	
S.27.14	UNLV*	1	0	0	0	0.0	0	0	
O.3.14	at Fresno State*	1	0	0	0	0.0	0	0	
O.10.14	at New Mexico*	1	0	0	0	0.0	0	0	
O.18.14	Hawai'i*	1	0	0	0	0.0	0	0	

N.1.14	at Nevada*	1	0	0	0	0.0	0	0	
N.8.14	Idaho	1	0	0	0	0.0	0	0	
N.15.14	at Boise State*	1	0	0	0	0.0	0	0	
N.21.14	Air Force*	1	0	0	0	0.0	0	0	
N.29.14	San José State*	1	0	0	0	0.0	0	0	
D.23.14	Navy#	1	0	0	0	0.0	0	0	
S.5.15	San Diego	1	0	1	10	10.0	10	0	
S.12.15	at California	1	0	0	0	0.0	0	0	
S.19.15	South Alabama	1	0	0	0	0.0	0	0	
S.26.15	at Penn State	1	0	0	0	0.0	0	0	
O.3.15	Fresno State*	1	0	0	0	0.0	0	0	
O.10.15	at Hawai'i*	1	0	0	0	0.0	0	0	
O.17.15	at San José State*	1	0	0	0	0.0	0	0	
O.23.15	Utah State*	1	0	0	0	0.0	0	0	
O.31.15	at Colorado State*	1	0	1	4	4.0	4	0	
N.14.15	Wyoming*	1	0	0	0	0.0	0	0	
N.21.15	at UNLV*	1	0	1	2	2.0	2	0	
N.28.15	Nevada*	1	0	1	6	6.0	6	0	
D.5.15	Air Force**	1	0	0	0	0.0	0	0	
D.24.15	vs. Cincinnati%	1	0	0	0	0.0	0	0	
S.3.16	New Hampshire	1	1	1	8	8.0	8	0	
S.10.16	California	1	1	1	6	6.0	6	0	
S.17.16	at Northern Illinois	1	1	1	11	11.0	11	0	
O.1.16	at South Alabama	1	1	2	21	10.5	13	0	
O.8.16	UNLV*	1	1	0	0	0.0	0	0	
O.14.16	at Fresno State*	1	1	3	30	10.0	14	0	
O.21.16	San José State	1	1	5	62	12.4	24	1	4
O.28.16	at Utah State*	1	1	1	-1	-1.0	-1	0	
N.5.16	Hawai'i*	1	1	1	13	13.0	13	1	13
N.12.16	at Nevada*	1	1	2	35	17.5	18	1	18
N.19.16	at Wyoming*	1	1	1	27	27.0	27	0	
N.26.16	Colorado State*	1	1	2	42	21.0	25	1	25
D.3.16	at Wyoming@	1	1	1	7	7.0	7	0	

*Bold indicates season high. * - Mountain West game. # - 2014 San Diego County Credit Union Poinsettia Bowl (Qualcomm Stadium; San Diego, Calif.). ** - 2015 Sports Authority Mountain West Championship (Qualcomm Stadium; San Diego, Calif.). % - 2015 Hawai'i Bowl (Aloha Stadium; Honolulu, Hawaii). @ - 2016 Mountain West Championship (War Memorial Stadium; Laramie, Wyo.).*

#27 KYREE WOODS

Cornerback • TR-Freshman • 6-0 • 175 • Mesa, Ariz. • Chandler HS

- **At San Diego State:** True freshman, who is on the depth chart for the fifth time of his career, backing up Ron Smith at left cornerback heading into the Las Vegas Bowl.
- **2016 (True Freshman):** Has one tackle in six games this year, which went down as a 10-yard sack (and tackle for loss) ... vs. **New Hampshire (Sept. 3)** ... Did not play in the opener vs. New Hampshire ... vs. **California (Sept. 10)** ... Also did not play vs. California ... at **Northern Illinois (Sept. 17)** ... Did not travel to Northern Illinois ... at **South Alabama (Oct. 1)** ... Also did not travel to South Alabama ... vs. **UNLV (Oct. 8)** ... Did not play once again vs. UNLV ... at **Fresno State (Oct. 14)** ... Did not travel to Fresno State ... vs. **San José State (Oct. 21)** ... Was on the travel roster for the first time of his career against San José State, but did not play ... at **Utah State (Oct. 28)** ... Logged the first playing time of his career at Utah State without making the stat sheet ... vs. **Hawai'i (Nov. 5)** ... Logged snaps late against Hawai'i, sacking UH quarterback Dru Brown for a 10-yard loss on 4th and 5, keeping SDSU's 55-0 shutout intact ... at **Nevada (Nov. 12)** ... Did not find the stat sheet in playing time at Nevada ... at **Wyoming (Nov. 19)** ... Also did not record a start at Wyoming in special teams time ... vs. **Colorado State (Nov. 26)** ... Did not find the stat sheet in time vs. Colorado State ... at **Wyoming (Dec. 3)** ... Played statless special teams action at Wyoming in the MW Championship game.
- **High School:** A two-year letterwinner at Chandler High School in Mesa, Ariz., the same high school that former Aztec and 2014 all-MW punt returner Lloyd Mills attended ... Helped the Wolves go 24-4 (.857) over the past two years, including a 9-1 record in league play ... Chandler HS finished first in the state in 2014 and second in 2015 ... Recorded 130 tackles, four interceptions and nine pass deflections over his two seasons, including 85 stops, two interceptions,

a touchdown and six pass deflections as a senior in 2015 ... Was an all-state, all-section and all-district selection ... A three-star recruit by 247sports and ESPN, and a two-star recruit by Rivals and Scout ... Received a grade of 81 by 247sports and a grade of 71 by ESPN ... Was picked as the 13th-best recruit in Arizona by ESPN and the 17th best by 247sports ... Also played basketball and competed in track and field at Chandler High School ... A member of the National Honor Society.

- **Personal:** Kyree Damon Woods was born Feb. 2, 1998, in Mesa, Ariz. ... Picked the Aztecs over other offers from Brown, Cornell, Nevada, New Mexico State, UNLV and Utah State ... Also received interest from Boise State, Boston College, California, Colorado, Northwestern, Oregon, Washington State and Wyoming ... Is majoring in business administration with an emphasis in marketing.

Woods' Career Statistics

Season	GP	GS	UA	A	TT	TFL	Sk	Int.	PBU	FF	FR
2016	6	0	1	0	1	1.0	1.0	0	0	0	0
Career	6	0	1	0	1	1.0	1.0	0	0	0	0

Career/2016 Highs: Tackles: 1 vs. Hawai'i (11/5/16); Tackles For Loss: 1.0 vs. Hawai'i (11/5/16); Sacks: 1.0 vs. Hawai'i (11/5/16).

Woods' Career Game-by-Game

Date	Opponent	GP	GS	UA	A	TT	TFL	Sk.	Int.	PBU	FF	FR
S.3.16	New Hampshire											
S.10.16	California											
S.17.16	at Northern Illinois											
O.1.16	at South Alabama											
O.8.16	UNLV*											
O.14.16	at Fresno State*											
O.21.16	San José State*											
O.28.16	at Utah State*	1	0	0	0	0	0.0	0.0	0	0	0	0
N.5.16	Hawai'i*	1	0	1	0	1	1.0	1.0	0	0	0	0
N.12.16	at Nevada*	1	0	0	0	0	0.0	0.0	0	0	0	0
N.19.16	at Wyoming*	1	0	0	0	0	0.0	0.0	0	0	0	0
N.26.16	Colorado State*	1	0	0	0	0	0.0	0.0	0	0	0	0
D.3.16	at Wyoming@	1	0	0	0	0	0.0	0.0	0	0	0	0

*Bold indicates season high. * - Mountain West game. @ - 2016 Mountain West Championship (War Memorial Stadium; Laramie, Wyo.).*

#43 AUSTIN WYATT-THAYER

Linebacker • Senior • 6-5 • 230 • Paradise, Calif. • Sierra College

- **At San Diego State:** Big, athletic body who has worked himself into the two-deep after a solid fall camp in 2015 ... Is slated as the co-starter at outside linebacker in 2016 after starting the 2015 finale vs. Cincinnati for the first time of his career and again vs. California in the second game this year.
- **2016 (Senior):** Played in the first 11 games this year and 12 overall, starting once ... Has 27 tackles (15 solo) ... Also has 3.5 sacks (third on the team) for 18 yards and 3.5 tackles for loss ... **vs. New Hampshire (Sept. 3)** ... Came off the bench in the opener vs. New Hampshire, where he made two tackles (one solo) ... **vs. California (Sept. 10)** ... Came up with two solo stops in his first start of the season vs. California ... **at Northern Illinois (Sept. 17)** ... Did not find the stat sheet off the bench against Northern Illinois ... **at South Alabama (Oct. 1)** ... Had a career-high eight tackles (three solo) in a reserve role at South Alabama after coming into the game with just four tackles through the first three contests ... **vs. UNLV (Oct. 8)** ... Had two tackles off the bench against UNLV, including a 9-yard sack (and tackle for loss) ... The sack and TFL were the first of his career ... **at Fresno State (Oct. 14)** ... Had an assisted stop at Fresno State ... **vs. San José State (Oct. 21)** Finished with two tackles, two tackles for loss and a career-high two sacks against San José State ... **at Utah State (Oct. 28)** ... Made four stops at Utah State, while also recording a half sack (and TFL) for three yards ... **vs. Hawai'i (Nov. 5)** ... Made one solo tackle in a reserve role against Hawai'i ... **at Nevada (Nov. 12)** ... Did not find the stat sheet in time at Nevada ... **at Wyoming (Nov. 19)** ... Came up with three tackles (two solo) at Wyoming ... **vs. Colorado State (Nov. 26)** ... Did not play against Colorado State ... **at Wyoming (Dec. 3)** ... Made two solo stops at Wyoming in the MW Championship game.
- **2015 (Junior):** Played in 12 of the team's 14 games, starting one, while making 11 tackles (nine solo) with a quarterback hurry ... Saw his first action at the Division I level against San Diego in the opener, but did not record a stat ... Made his first career tackle at the Division I

level at California, making a solo stop ... Played statless time against South Alabama ... Did not play at Penn State or vs. Fresno State, but was on the travel squad ... Logged time at Hawai'i and at San José State without finding the stat sheet ... Had a solo stop against Utah State ... Had a good game at Colorado State with two tackles (one solo) and a quarterback hurry ... Had two solo stops off the pine against Wyoming ... Had a career-high three stops (all solo) at UNLV in extended playing time with the Aztecs winning, 52-14 ... Played off the pine vs. Nevada, but did not record a stat ... Also logged statless time on special teams vs. Air Force in the Mountain West Championship ... Earned his first career start against Cincinnati in the Hawai'i Bowl, logging two tackles (one solo).

- **2013-14 (at Sierra College):** Played two seasons at Sierra College in Rocklin, Calif., where he twice earned all-NorCal League honors and served as team captain ... Received first-team All-America recognition as a freshman and was an all-California Region I selection ... Finished second in the state in 2013 with 119 tackles, including 70 solo stops ... Also posted four sacks to go with one interception and one fumble recovery.
- **High School:** Won three varsity letters as a prep at Paradise High School ... Garnered all-Eastern Athletic League accolades on four occasions, including three at free safety and one at wide receiver ... Registered 101 tackles, three interceptions and 17 passes defended during his senior campaign ... Starred on offense as well, catching 30 passes for 541 yards and nine touchdowns ... Was a three-star recruit by Rivals ... Was a three-star recruit out of high school by Rivals, 247sports and ESPN ... Also competed in basketball and track as a prep.
- **Personal:** Austin Corey Wyatt was born Nov. 17, 1992, in Sacramento, Calif. ... Son of John Wyatt and Krista Thayer, and is the stepson of Bob Thayer ... Chose the Aztecs over the likes of Fresno State, Hawai'i, Nevada, Utah State and Wyoming, according to official offers from Rivals ... Is majoring in psychology.

Wyatt-Thayer's Career Statistics

Season	GP	GS	UA	A	TT	TFL	Sk	Int.	PBU	FF	FR
2015	12	1	9	2	11	0.0	0.0	0	0	0	0
2016	12	1	15	12	27	3.5	3.5	0	0	0	0
Career	24	2	24	14	38	3.5	3.5	0	0	0	0

Career/2016 Highs: Tackles: 8 at South Alabama (10/1/16); Sacks: 2.0 vs. San José State (10/21/16); Tackles For Loss: 2.0 vs. San José State (10/21/16)

Wyatt-Thayer's Career Game-by-Game

Date	Opponent	GP	GS	UA	A	TT	TFL	Sk.	Int.	PBU	FF	FR
S.5.15	San Diego	1	0	0	0	0	0.0	0.0	0	0	0	0
S.12.15	at California	1	0	1	0	1	0.0	0.0	0	0	0	0
S.19.15	South Alabama	1	0	0	0	0	0.0	0.0	0	0	0	0
S.26.15	at Penn State											
O.3.15	Fresno State*											
O.10.15	at Hawai'i*	1	0	0	0	0	0.0	0.0	0	0	0	0
O.17.15	at San José State*	1	0	0	0	0	0.0	0.0	0	0	0	0
O.23.15	Utah State*	1	0	1	0	1	0.0	0.0	0	0	0	0
O.31.15	at Colorado State*	1	0	1	1	2	0.0	0.0	0	0	0	0
N.14.15	Wyoming*	1	0	2	0	2	0.0	0.0	0	0	0	0
N.21.15	at UNLV*	1	0	3	0	3	0.0	0.0	0	0	0	0
N.28.15	Nevada*	1	0	0	0	0	0.0	0.0	0	0	0	0
D.5.15	Air Force**	1	0	0	0	0	0.0	0.0	0	0	0	0
D.24.15	vs. Cincinnati%	1	1	1	1	1	0.0	0.0	0	0	0	0
S.3.16	New Hampshire	1	0	1	1	2	0.0	0.0	0	0	0	0
S.10.16	California	1	1	2	0	2	0.0	0.0	0	0	0	0
S.17.16	at Northern Illinois	1	0	0	0	0	0.0	0.0	0	0	0	0
O.1.16	at South Alabama	1	0	3	5	8	0.0	0.0	0	0	0	0
O.8.16	UNLV*	1	0	1	1	2	1.0	1.0	0	0	0	0
O.14.16	at Fresno State*	1	0	0	1	1	0.0	0.0	0	0	0	0
O.21.16	San José State*	1	0	2	0	2	2.0	2.0	0	0	0	0
O.28.16	at Utah State*	1	0	1	3	4	0.5	0.5	0	0	0	0
N.5.16	Hawai'i*	1	0	1	0	1	0.0	0.0	0	0	0	0
N.12.16	at Nevada*	1	0	0	0	0	0.0	0.0	0	0	0	0
N.19.16	at Wyoming*	1	0	2	1	3	0.0	0.0	0	0	0	0
N.26.16	Colorado State*											
D.3.16	at Wyoming@	1	0	2	0	2	0.0	0.0	0	0	0	0

*Bold indicates season high. * - Mountain West game. ** - 2015 Sports Authority Mountain West Championship (Qualcomm Stadium; San Diego, Calif.). % - 2015 Hawai'i Bowl (Aloha Stadium; Honolulu, Hawaii). @ - 2016 Mountain West Championship (War Memorial Stadium; Laramie, Wyo.).*

SAN DIEGO STATE, 2016 STATISTICS

Overall: 10-3

MW: 6-2

Home: 5-1

Road: 5-2

Neutral: 0-0

2016 Schedule & Results

Date	Opponent	SDSU Rk.	Opp. Rk.	TV	Site	Time/Result	Attend.	Top SDSU Rusher	Top SDSU Passer	Top SDSU Receiver	Top SDSU Tackler
Sept. 3	New Hampshire	rv/rv	--		San Diego	W, 31-0	46,486	Pumphrey (21-98-1)	Chapman (16-25-0, 283)	Holder (4-160-2)	Munson (11)
Sept. 10	California	rv/rv	--	CBSN	San Diego	W, 45-40	42,473	Pumphrey (29-280-3)	Chapman (14-23-1, 129)	Judge (4-47-0)	Munson (14)
Sept. 17	at Northern Illinois	22/rv	--	CBSN	DeKalb, Ill.	W, 42-28	14,513	Pumphrey (23-220-3)	Chapman (11-19-1, 126)	Holder (4-67-1)	Smith (10)
Oct. 1	at South Alabama	19/24	--	ESPNNews	Mobile, Ala.	L, 24-48	14,741	Pumphrey (25-151-1)	Chapman (13-22-0, 159)	Judge (3-43-0)	Munson (9)
Oct. 8	UNLV*	rv/rv	--	ESPNU	San Diego	W, 26-7	33,296	Pumphrey (31-141-1)	Chapman (15-20-0, 215)	Pumphrey (7-57-0)	Babiash/Kazee/Munson (5)
Oct. 14	at Fresno State*	rv/rv	--	CBSN	Fresno, Calif.	W, 17-3	24,731	Pumphrey (38-220-2)	Chapman (7-12-0, 72)	Wells (3-30-0)	Munson (10)
Oct. 21	San José State*	rv/rv	--	ESPN2	San Diego	W, 42-3	25,613	Pumphrey (24-135-2)	Chapman (13-18-1, 167)	Wells (5-62-1)	Montgomery (7)
Oct. 28	at Utah State*	rv/rv	--	CBSN	Logan, Utah	W, 40-13	17,332	Pumphrey (32-223-0)	Chapman (4-9-0, 14)	4 tied at 1	Lakalaka (6)
Nov. 5	Hawai'i*	rv/rv	--	CBSN	San Diego	W, 55-0	41,644	Pumphrey (21-112-0)	Chapman (7-15-1, 76)	Holder (2-23-0)	Munson (8)
Nov. 12	at Nevada*	rv/rv	--	CBSN	Reno, Nev.	W, 46-16	16,730	Penny (10-208-2)	Chapman (11-16-0, 146)	Holder (4-45-1)	Baldwin (9)
Nov. 19	at Wyoming*	24/25	--	CBSN	Laramie, Wyo.	L, 33-34	19,112	Penny (5-79-0)	Chapman (15-26-0, 211)	Pumphrey (5-52-0)	Lakalaka (12)
Nov. 26	Colorado State*	rv/rv	--	CBSN	San Diego	L, 31-63	34,223	Washington (6-92-1)	Chapman (11-19-1, 183)	Holder (3-87-1)	R. Smith (9)
Dec. 3	at Wyoming^	--/rv	--	ESPN	Laramie, Wyo.	W, 27-24	24,001	Penny (16-117-2)	Chapman (6-13-1, 85)	Holder (2-56-0)	Phillips (10)

Rankings listed (AP/USA Today). * - Mountain West Game. ^ - Mountain West Championship

TEAM STATISTICS

	SDSU	OPP
SCORING	459	273
Points Per Game	35.3	21.0
Points Off Turnovers	104	44
FIRST DOWNS	265	220
Rushing	159	85
Passing	88	117
Penalty	18	18
RUSHING YARDAGE	3,553	1,455
Yards gained rushing	3,875	1,749
Yards lost rushing	322	294
Rushing Attempts	599	439
Average Per Rush	5.9	3.3
Average Per Game	273.3	111.9
TDs Rushing	32	9
PASSING YARDAGE	1,895	2,707
Comp-Att-Int	145-242-6	215-411-22
Average Per Pass	7.8	6.6
Average Per Catch	13.1	12.6
Average Per Game	145.8	208.2
TDs Passing	19	24
TOTAL OFFENSE	5,448	4,162
Total Plays	841	850
Average Per Play	6.5	4.9
Average Per Game	419.1	320.2
KICK RETURNS: #-Yards	33-935	54-1100
PUNT RETURNS: #-Yards	27-255	19-175
INT RETURNS: #-Yards	22-277	6-27
KICK RETURN AVERAGE	28.3	20.4
PUNT RETURN AVERAGE	9.4	9.2
INT RETURN AVERAGE	12.6	4.5
FUMBLES-LOST	16-9	12-3
PENALTIES-Yards	95-820	71-663
Average Per Game	63.1	51.0
PUNTS-Yards	56-2,345	79-3,300
Average Per Punt	41.9	41.8
Net punt average	37.0	37.8
KICKOFFS-Yards	87-5,446	55-3,147
Average Per Kick	62.6	57.2
Net kick average	41.3	32.9
TIME OF POSSESSION/Game	31:39	28:21
3RD-DOWN Conversions	67/159	73/195
3rd-Down Pct	42%	37%
4TH-DOWN Conversions	6/13	9/23
4th-Down Pct	46%	39%
SACKS BY-Yards	31-195	26-140
MISC YARDS	0	24
TOUCHDOWNS SCORED	58	36
FIELD GOALS-ATTEMPTS	19-21	7-8
ON-SIDE KICKS	0-0	1-1
RED-ZONE SCORES	(41-47) 87%	(21-25) 84%
RED-ZONE TOUCHDOWNS	(29-47) 62%	(17-25) 68%
PAT-ATTEMPTS	(52-54) 96%	(34-35) 97%
ATTENDANCE	223,735	131,160
Games/Avg Per Game	6 / 37,289	7 / 18,737
Neutral Site Games		0 / 0

SCORE BY QUARTER	1st	2nd	3rd	4th	OT	Total
San Diego State	123	141	104	91	-	459
Opponents	76	52	60	85	-	273

RUSHING

Player	G	Att.	Gain	Loss	Net	Avg.	TD	Long	YPG	100+	Hi Gm
PUMPHREY, Donnel	13	330	2068	50	2018	6.1	16	79	155.2	10	281
PENNY, Rashaad	13	126	1025	30	995	7.9	11	73	76.5	5	208
WASHINGTON, Juwan	13	52	450	17	433	8.3	5	81	33.3	1	137
CHAPMAN, Christian	13	68	244	162	82	1.2	0	18	6.3	0	31
TRUXTON, Quest	13	2	44	0	44	22.0	0	23	3.4	0	23
AGNEW, Ryan	7	4	32	0	32	8.0	0	23	4.6	0	23
WORMHOUDT, Tyler	2	2	8	0	8	4.0	0	6	4.0	0	8
BAWDEN, Nick	12	1	4	0	4	4.0	0	0	0.3	0	4
MATHIS, Kendrick	8	1	0	4	-4	-4.0	0	0	-0.5	0	-4
TEAM	10	13	0	59	-59	-4.5	0	0	-5.9	0	0
SDSU TOTALS	13	599	3875	322	3553	5.9	32	81	273.3	16	281
OPPONENTS	13	439	1749	294	1455	3.3	9	66	111.9	3	131

PASSING

Player	G	Effic.	Cmp.	Att.	Int.	Pct.	Yds.	TD	Long	YPG
CHAPMAN, Christian	13	147.87	143	237	6	60.3	1,866	19	86	143.5
TEAM	10	0.00	0	2	0	0.0	0	0	0	0.0
AGNEW, Ryan	7	221.80	2	2	0	100.0	29	0	21	4.1
PUMPHREY, Donnel	13	0.00	0	1	0	0.0	0	0	0	0.0
SDSU TOTALS	13	146.64	145	242	6	59.9	1,895	19	86	145.8
OPPONENTS	13	116.20	215	411	22	52.3	2,707	24	79	208.2

RECEIVING

Player	G	No.	Yds.	Avg.	TD	Long	YPG	100+	Hi Re.	Hi Yd.
HOLDER, Mikah	12	26	569	21.9	5	86	47.4	1	4	160
PUMPHREY, Donnel	13	26	205	7.9	0	27	15.8	0	7	57
WELLS, David	13	21	261	12.4	4	27	20.1	0	5	62
JUDGE, Eric	12	16	182	11.4	0	27	15.2	0	5	54
PENNY, Rashaad	13	14	220	15.7	3	41	16.9	0	2	64
BAWDEN, Nick	12	14	117	8.4	0	19	9.8	0	3	32
TRUXTON, Quest	13	11	156	14.2	3	27	12.0	0	2	50
ANDERSON, Curtis	13	5	31	6.2	0	12	2.4	0	1	12
HOUSTON, Parker	9	4	27	6.8	1	14	3.0	0	2	14
WASHINGTON, Juwan	13	3	72	24.0	1	44	5.5	0	1	44
FAVREAU, Chase	11	2	17	8.5	0	9	1.5	0	1	9
WARRING, Kahale	4	2	17	8.5	2	12	4.2	0	1	12
RICHARDSON, Darryl	11	1	21	21.0	0	21	1.9	0	1	21
SDSU TOTALS	13	145	1,895	13.1	19	86	145.8	1	7	160
OPPONENTS	13	215	2,707	12.6	24	79	208.2	2	14	190

TOTAL OFFENSE

Player	G	Plays	Rush	Pass	Total	YPG
PUMPHREY, Donnel	13	331	2,018	0	2,018	155.2
CHAPMAN, Christian	13	305	82	1,866	1,948	149.8
PENNY, Rashaad	13	126	995	0	995	76.5
WASHINGTON, Juwan	13	52	433	0	433	33.3
AGNEW, Ryan	7	6	32	29	61	8.7
TRUXTON, Quest	13	2	44	0	44	3.4
WORMHOUDT, Tyler	2	2	8	0	8	4.0
BAWDEN, Nick	12	1	4	0	4	0.3
MATHIS, Kendrick	8	1	-4	0	-4	-0.5
TEAM	10	15	-59	0	-59	-5.9
SDSU TOTALS	13	841	3,553	1,895	5,448	419.1
OPPONENTS	13	850	1,455	2,707	4,162	320.2

SAN DIEGO STATE, 2016 STATISTICS, cont.

PUNT RETURNS					
Player	No.	Yards	Avg.	TD	Long
TRUXTON, Quest	27	255	9.4	0	41
SDSU TOTALS	27	255	9.4	0	41
OPPONENTS	19	175	9.2	1	91

KICKOFF RETURNS					
Player	No.	Yards	Avg.	TD	Long
PENNY, Rashaad	18	575	31.9	2	100
WASHINGTON, Juwan	9	266	29.6	1	92
TRUXTON, Quest	4	61	15.2	0	20
CUMBERLANDER, Christian	1	27	27.0	0	27
PUMPHREY, Donnel	1	6	6.0	0	6
SDSU TOTALS	33	935	28.3	3	100
OPPONENTS	54	1,100	20.4	0	35

INTERCEPTION RETURNS					
Player	No.	Yards	Avg.	TD	Long
KAZEE, Damontae	7	156	22.3	1	54
KELLY, Kameron	3	26	8.7	0	20
BABIASH, Derek	3	0	0.0	0	0
BALDWIN, Parker	2	14	7.0	0	14
SMITH, Ron	2	23	11.5	1	14
LAKALAKA, Ronle	2	20	10.0	1	11
SMITH, Malik	1	28	28.0	1	28
LOMAX, Trey	1	10	10.0	0	10
MCGEE, Na'im	1	0	0.0	0	0
SDSU TOTALS	22	277	12.6	4	54
OPPONENTS	6	27	4.5	0	16

FUMBLE RETURNS					
Player	No.	Yards	Avg.	TD	Long
SDSU TOTALS	0	0	0.0	0	0
OPPONENTS	2	100	50.0	2	80

PUNTING (NET)										
Player	No.	Yds.	Avg.	Lg.	TB	120	50+	Blk.	Yds.	Avg.
BLAIN, Tanner	56	2,345	41.9	75	5	23	11	0	2,070	37.0
SDSU TOTALS	56	2,345	41.9	75	5	23	11	0	2,070	37.0
OPPONENTS	79	3,300	41.8	67	3	23	22	0	2,985	37.8

FIELD GOALS									
Player	FGM-A	Pct.	1-19	20-29	30-39	40-49	50+	Lg.	
BARON, John	19-21	90.5	0-0	5-5	8-8	5-6	1-2	50	
UNH: 33g; CAL: 39g; NIU: 44wl; USA: 34g; UNLV: 48g, 50g; FS: 47g; SJSU: none; USU: 21g, 41g, 43g, 23g; UH: 30g, 45g, 51sh; NV: 28, 31; WY: 27, 31; CSU: 34g; WY: 37g, 20g									
SDSU TOTALS	19-21	90.5	0-0	5-5	8-8	5-6	1-2	50	
OPPONENTS	7-8	87.5	0-0	1-1	4-4	2-3	0-0	46	

KICKOFFS (NET)								
Player	No.	Yds.	Avg.	TB	OB	Ret.	Yds.	Avg.
BARON, John	87	5,446	62.6	30	1	1,100	4,346	41.3
SDSU TOTALS	87	5,446	62.6	30	1	1,100	4,346	41.3
OPPONENTS	55	3,147	57.2	16	1	935	1,812	32.9

SCORING

Player	TD	FGs	Kick	PATs				Safety	Points
				Rush	Rcv.	Pass	DXP		
BARON, John	0	19-21	52-54	0-0	0	0-0	0	0	109
PENNY, Rashaad	16	0-0	0-0	0-0	0	0-0	0	0	96
PUMPHREY, Donnel	16	0-0	0-0	0-0	0	0-0	0	0	96
WASHINGTON, Juwan	7	0-0	0-0	0-0	0	0-0	0	0	42
HOLDER, Mikah	5	0-0	0-0	0-0	0	0-0	0	0	30
WELLS, David	4	0-0	0-0	0-0	1	0-0	0	0	26
TRUXTON, Quest	3	0-0	0-0	0-0	0	0-0	0	0	18
WARRING, Kahale	2	0-0	0-0	0-0	0	0-0	0	0	12
HOUSTON, Parker	1	0-0	0-0	0-0	0	0-0	0	0	6
SMITH, Malik	1	0-0	0-0	0-0	0	0-0	0	0	6
LAKALAKA, Ronley	1	0-0	0-0	0-0	0	0-0	0	0	6
SMITH, Ron	1	0-0	0-0	0-0	0	0-0	0	0	6
KAZEE, Damontae	1	0-0	0-0	0-0	0	0-0	0	0	6
BLAIN, Tanner	0	0-0	0-0	0-1	0	0-0	0	0	0
CHAPMAN, Christian	0	0-0	0-0	0-0	0	1-3	0	0	0
SDSU TOTALS	58	19-21	52-54	0-1	1	1-3	0	0	459
OPPONENTS	36	7-8	34-35	0-0	0	0-1	1	0	273

ALL-PURPOSE YARDAGE

Player	G	Rush	Rec.	PR	KOR	IR	Total	YPG
PUMPHREY, Donnel	13	2018	205	0	6	0	2229	171.5
PENNY, Rashaad	13	995	220	0	575	0	1790	137.7
WASHINGTON, Juwan	13	433	72	0	266	0	771	59.3
HOLDER, Mikah	12	0	569	0	0	0	569	47.4
TRUXTON, Quest	13	44	156	255	61	0	516	39.7
WELLS, David	13	0	261	0	0	0	261	20.1
JUDGE, Eric	12	0	182	0	0	0	182	15.2
KAZEE, Damontae	13	0	0	0	0	156	156	12.0
BAWDEN, Nick	12	4	117	0	0	0	121	10.1
CHAPMAN, Christian	13	82	0	0	0	0	82	6.3
AGNEW, Ryan	7	32	0	0	0	0	32	4.6
ANDERSON, Curtis	13	0	31	0	0	0	31	2.4
SMITH, Malik	13	0	0	0	0	28	28	2.2
HOUSTON, Parker	9	0	27	0	0	0	27	3.0
CUMBERLANDER, Christian	3	0	0	0	27	0	27	9.0
KELLY, Kameron	13	0	0	0	0	26	26	2.0
SMITH, Ron	13	0	0	0	0	23	23	1.8
RICHARDSON, Darryl	11	0	21	0	0	0	21	1.9
LAKALAKA, Ronley	13	0	0	0	0	20	20	1.5
WARRING, Kahale	4	0	17	0	0	0	17	4.2
FAVREAU, Chase	11	0	17	0	0	0	17	1.5
BALDWIN, Parker	13	0	0	0	0	14	14	1.1
LOMAX, Trey	13	0	0	0	0	10	10	0.8
WORMHOUDT, Tyler	2	8	0	0	0	0	8	4.0
MATHIS, Kendrick	8	-4	0	0	0	0	-4	-0.5
TEAM	10	-59	0	0	0	0	-59	-5.9
SDSU TOTALS	13	3,553	1895	255	935	277	6915	531.9
OPPONENTS	13	1,455	2707	175	1100	27	5488	422.2

BLAIN PUNT-BY-PUNT ON PAGE 83 -->

SAN DIEGO STATE, 2016 STATISTICS, cont.

DEFENSIVE

Player	GP	Tackles			TFL/Yds.	Sacks		Pass Def.		Fumbles		Blk FF	Kick	Saf.
		Solo	Ast.	Total		No.	Yards	Int.-Yds	BrUp	QBH	Rcv.-Yds			
MUNSON, Calvin	13	53	55	108	10.0-38	3.5-21			3	17				
LAKALAKA, Ronley	13	32	32	64	2.0-8			2-20	1	5				
KAZEE, Damontae	13	41	19	60	3.0-6			7-156	8					
BALDWIN, Parker	13	30	27	57	3.0-4			2-14	7		1-0			
SMITH, Malik	13	29	24	53	2.0-7			1-28	7					
BARRETT, Alex	13	26	23	49	11.0-54	6.5-46			4	15				
SMITH, Ron	13	23	24	47	0.5-3			2-23	3					
KELLEY, Kyle	13	17	22	39	6.5-39	5.0-33			1	12	1-0			
PHILLIPS, Sergio	13	19	19	38	3.5-18	3.0-17			1	3				
KELLY, Kameron	13	18	18	36				3-26	5					
TURNER, Dakota	13	12	24	36	4.0-18	2.0-13			2	5				
LOMAX, Trey	13	18	15	33	1.5-5			1-10	5					
WYATT-THAYER, Austin	12	15	12	27	3.5-18	3.5-18								
HALL, Noble	13	10	14	24	4.0-22	2.0-17			1	5				
BABIASH, Derek	6	20	4	24	1.0-1			3-0	6					
DUNN, Ryan	11	12	11	23	1.5-4				3					
MONTGOMERY, Kalan	13	16	5	21					2					
MCGEE, Na'im	5	9	11	20				1-0			1-0			
HENDERSON, Jay	10	9	3	12	1.5-6	1.0-5			1	6				
RICKS, Randy	4	8	3	11	3.0-9	1.0-7			2	3				
CLAY, Jeff	13	6	4	10										
CASSIDY, Troy	10	4	6	10	1.0-1	1.0-1								
THOMPSON, Trenton	6	5	3	8					1					
TRUXTON, Quest	13	5	1	6										
TEZINO, Kyahva	10	2	3	5	1.5-7	1.5-7								
PARCHMENT, Dwayne	13	1	3	4										
WALCOTT, Kevin	10	3	1	4										
CHEATUM, Myles	5	3	1	4										
TAI, Sam	13		2	2										
HARPER, Temerrick	3		2	2										
VAUGHN, Billy	6	1	1	2										
MOORE, Damon	1	1	1	2										
WOOLSEY, Chad	2	1	1	2										
JUDGE, Eric	12	2		2										
WOODS, Kyree	6	1		1	1.0-10	1.0-10								
ROCHELIN, Julian	7		1	1										
PENNY, Rashaad	13		1	1										
MELIFONWU, Fred	4	1		1										
CABRERA, Israel	10		1	1										
POPE, Ryan	11		1	1										
BRUNSKILL, Daniel	13		1	1										
SIMMONS, Ryan	10		1	1										
BLAIN, Tanner	13			1										
WELLS, David	13		1	1										
FAVREAU, Chase	11		1	1										
PUMPHREY, Donnel	13		1	1										
SDSU TOTALS	13	458	399	857	65-278	31-195	22-277	60	75	3-0	6	.	.	.
OPPONENTS	13	523	396	919	76.0-250	26-140	6-27	22	32	9-100	10	2	.	.

GAME SUMMARIES

Game	Score	Score By Quarters					First Downs				Rushing			Passing			Total Off.		Return Yards	Punting No-Avg	Fumbles No-Lost	Pen. No-Yds	Third Downs	Avg. F. Pos	ToP
		1	2	3	4	OT	Tot	Ru	Pa	Pn	Att	Yards	TD	C-A-I	Yards	TD	Att	Yards							
New Hampshire	0	0	0	0	0	-	8	4	3	1	31	71	0	7-20-1	70	0	51	141	46	12-38.3	0-0	8-49	0-14	NH29	25:31
at SDSU	31	14	7	3	7	-	19	7	11	1	41	170	2	17-26-0	291	2	67	461	25	8-36.9	0-0	9-70	5-15	SD28	34:29
California	40	14	7	10	9	-	30	5	23	2	22	82	0	41-72-3	522	5	94	604	93	5-48.2	2-1	5-55	7-19	CA29	25:30
at SDSU	45	14	17	7	7	-	22	13	8	1	47	334	3	14-23-1	129	1	70	463	207	5-38.0	2-1	14-105	5-13	SD34	34:30
at Northern Illinois	28	0	7	14	7	-	20	10	6	4	39	155	1	17-35-2	213	3	74	368	157	5-29.4	0-0	8-103	3-14	NI23	27:50
SDSU	42	14	14	0	14	-	22	11	6	5	45	278	3	11-19-1	126	3	64	404	138	5-42.4	1-0	11-109	5-13	SD43	32:10
at South Alabama	42	14	0	7	21	-	18	7	9	2	40	89	2	16-21-0	242	3	61	331	61	5-46.4	0-0	10-93	7-13	SA33	33:17
SDSU	24	6	10	8	0	-	20	12	8	0	41	157	2	13-22-1	159	1	63	316	91	5-46.4	3-2	10-85	2-10	SD31	26:43
UNLV	7	0	7	0	0	-	9	7	1	1	36	113	0	2-13-1	9	0	49	122	115	8-43.8	2-0	0-0	5-14	LV24	21:58
at SDSU	26	10	3	7	6	-	22	14	8	0	54	245	2	15-20-0	215	1	74	460	59	4-40.2	1-1	7-75	5-14	SD27	38:02
at Fresno State	3	0	0	3	0	-	10	4	4	2	24	78	0	16-27-3	139	0	51	217	91	5-39.4	0-0	5-36	5-14	FS16	22:41
SDSU	17	3	7	7	0	-	25	20	5	0	61	282	2	7-12-0	72	0	73	364	61	4-26.2	1-0	6-65	7-13	SD28	37:19
San José State	3	0	3	0	0	-	14	3	10	1	28	67	0	18-37-0	142	0	65	209	172	7-44.3	1-0	7-69	7-18	SJ27	29:01
at SDSU	42	7	14	21	0	-	22	12	7	3	44	293	5	13-18-1	167	1	62	460	20	3-40.7	1-0	5-37	4-9	SD28	30:59
at Utah State	13	7	0	0	6	-	12	4	6	2	28	71	1	11-26-1	181	1	54	252	97	7-44.3	1-1	4-39	5-14	US19	23:15
SDSU	40	10	10	3	17	-	20	18	0	2	57	400	2	4-10-0	14	1	67	414	90	3-44.0	0-0	4-40	7-14	SD19	36:45
Hawai'i	0	0	0	0	0	-	15	3	12	0	27	48	0	25-45-4	167	0	72	215	200	8-44.9	0-0	8-69	5-16	UH22	32:30
at SDSU	55	14	13	14	14	-	19	14	4	1	42	296	2	8-16-1	97	3	58	393	182	3-51.0	0-0	3-20	5-10	SD39	27:30
at Nevada	16	7	0	2	7	-	19	7	11	1	34	90	0	21-37-3	276	2	71	366	39	4-40.0	1-0	2-20	10-16	NV22	32:00
SDSU	46	10	16	13	7	-	25	16	9	0	44	474	4	11-17-0	146	2	61	620	57	1-35.0	1-1	6-49	7-9	SD31	28:00
at Wyoming	34	3	7	10	14	-	29	15	12	2	53	205	2	16-31-1	282	2	84	487	23	4-39.8	1-0	2-20	9-17	WY26	36:43
SDSU	33	7	10	7	9	-	17	7	9	1	31	178	0	15-27-0	219	2	58	389	200	5-48.2	1-1	7-53	5-12	SD34	32:17
Colorado State	63	21	21	14	7	-	23	13	10	0	46	291	3	11-16-0	216	5	62	507	176	4-37.8	1-0	6-65	8-12	CS36	32:09
at SDSU	31	7	17	0	7	-	16	4	9	3	39	194	2	11-19-1	183	2	58	377	175	4-38.5	1-1	6-50	5-12	SD29	27:51
at Wyoming	24	10	0	0	14	-	13	3	10	0	31	95	0	14-31-2	248	3	62	343	28	5-44.8	2-1	6-45	2-14	WY27	26:05
SDSU	27	7	3	14	3	-	16	11	4	1	53	242	3	6-13-1	85	0	66	327	162	6-45.5	3-2	7-62	5-15	SD42	33:55

RED ZONE STATISTICS

San Diego State Inside Opponent Red-Zone

Date	Opponent	Score	Times		Total Pts	Rush			Pass		FGs		Failed to score inside RZ				
			In RZ	Scored		TDs	TDs	TDs	Made	FGA	Down	Int	Fumb	Half	Game		
Sep 03, 2016	NEW HAMPSHIRE	W 31-0	4	4	24	3	2	1	1	0	0	0	0	0	0	0	
Sep 10, 2016	CALIFORNIA	W 45-40	1	1	7	1	1	0	0	0	0	0	0	0	0	0	
Sep 17, 2016	at NIU	W 42-28	2	1	7	1	0	1	0	0	0	0	0	0	1	0	
Oct 01, 2016	at South Alabama	L 24-42	4	4	24	3	2	1	1	0	0	0	0	0	0	0	
Oct 08, 2016	UNLV	W 26-7	2	2	13	2	2	0	0	0	0	0	0	0	0	0	
Oct 14, 2016	at Fresno State	W 17-3	3	2	14	2	2	0	0	0	0	1	0	0	0	0	
Oct 21, 2016	SAN JOSE STATE	W 42-3	4	4	28	4	3	1	0	0	0	0	0	0	0	0	
Oct 28, 2016	at Utah State	W 40-13	4	4	20	2	1	1	2	0	0	0	0	0	0	0	
Nov 05, 2016	HAWAII	W 55-0	5	4	24	3	1	2	1	1	0	0	0	0	0	0	
Nov 12, 2016	at Nevada	W 46-16	5	5	25	3	1	2	2	0	0	0	0	0	0	0	
Nov 19, 2016	at Wyoming	L 33-34	3	3	13	1	0	1	2	0	0	0	0	0	0	0	
Nov 26, 2016	COLORADO STATE	L 31-63	2	2	10	1	1	0	1	0	0	0	0	0	0	0	
Dec 03, 2016	at Wyoming	W 27-24	8	5	27	3	3	0	2	0	1	0	1	1	1	0	
Totals			47	41	236	29	19	10	12	1	2	0	1	2	0	0	

41 of 47 (87.2%)

Opponents Inside San Diego State Red-Zone

Date	Opponent	Score	Times		Total Pts	Rush			Pass		FGs		Failed to score inside RZ				
			In RZ	Scored		TDs	TDs	TDs	Made	FGA	Down	Int	Fumb	Half	Game		
Sep 03, 2016	NEW HAMPSHIRE	W 31-0	0	0	0	0	0	0	0	0	0	0	0	0	0	0	
Sep 10, 2016	CALIFORNIA	W 45-40	3	2	9	1	0	1	1	0	0	0	1	0	0	0	
Sep 17, 2016	at NIU	W 42-28	3	3	21	3	1	2	0	0	0	0	0	0	0	0	
Oct 01, 2016	at South Alabama	L 24-42	4	3	21	3	2	1	0	0	0	0	1	0	0	0	
Oct 08, 2016	UNLV	W 26-7	0	0	0	0	0	0	0	0	0	0	0	0	0	0	
Oct 14, 2016	at Fresno State	W 17-3	0	0	0	0	0	0	0	0	0	0	0	0	0	0	
Oct 21, 2016	SAN JOSE STATE	W 42-3	2	1	3	0	0	0	1	0	1	0	0	0	0	0	
Oct 28, 2016	at Utah State	W 40-13	1	1	7	1	1	0	0	0	0	0	0	0	0	0	
Nov 05, 2016	HAWAII	W 55-0	1	0	0	0	0	0	0	0	0	1	0	0	0	0	
Nov 12, 2016	at Nevada	W 46-16	1	1	7	1	0	1	0	0	0	0	0	0	0	0	
Nov 19, 2016	at Wyoming	L 33-34	4	4	20	2	2	0	2	0	0	0	0	0	0	0	
Nov 26, 2016	COLORADO STATE	L 31-63	5	5	35	5	2	3	0	0	0	0	0	0	0	0	
Dec 03, 2016	at Wyoming	W 27-24	1	1	7	1	0	1	0	0	0	0	0	0	0	0	
Totals			25	21	130	17	8	9	4	0	2	2	0	0	0	0	

21 of 25 (84.0%)

BLAIN PUNT-BY-PUNT

Opponent	From	To	Yds	Return	Net	FP
New Hampshire	SD 28	Opp 41	31	fair catch	31	Opp 41
	SD 08	SD 40	32	4 yards	28	SD 36
	SD 04	SD 46	42	14 yards	28	SD 32
	Opp 44	Opp 10	34	out of bounds	34	Opp 10 *
	SD 29	Opp 35	36	fair catch	36	Opp 35
	SD 46	Opp 24	30	downed	30	Opp 24
	Opp 43	end zone	43	touchback	23	Opp 20
Opp 47	end zone	47	touchback	27	Opp 20	
California	SD 35	Opp 20	45	fair catch	45	Opp 20
	Opp 41	Opp 12	29	fair catch	29	Opp 12 *
	SD 40	Opp 25	35	0 yards	35	Opp 25
	SD 29	Opp 40	31	fair catch	31	Opp 40
	SD 34	Opp 16	50	0 yards	50	Opp 16 *
at Northern Illinois	Opp 48	Opp 02	46	downed	46	Opp 02 **
	SD 47	Opp 04	49	downed	49	Opp 04 **
	SD 14	Opp 34	52	12 yards	40	Opp 46
	Opp 36	Opp 06	30	out of bounds	30	Opp 06 **
	Opp 38	Opp 03	35	downed	35	Opp 03 **
at South Alabama	SD 37	Opp 20	43	0 yards	43	Opp 20 ^
	SD 27	Opp 24	49	19 yards	30	Opp 43
	SD 31	Opp 16	53	downed	53	Opp 16 **
	SD 41	Opp 15	44	0 yards	44	Opp 15 *
	SD 26	Opp 31	43	out of bounds	43	Opp 31 ^
UNLV	Opp 35	end zone	35	touchback	15	Opp 20
	SD 12	Opp 33	55	downed	55	Opp 33
	Opp 47	Opp 15	32	4 yards	28	Opp 19 *
	Opp 46	Opp 07	39	downed	39	Opp 07 **

Opponent	From	To	Yds	Return	Net	FP
at Fresno State	Opp 37	Opp 14	21	fair catch	21	Opp 14 *
	Opp 45	Opp 13	32	fair catch	32	Opp 13 *
	SD 13	Opp 30	57	out of bounds	57	Opp 30
	Opp 40	Opp 07	33	downed	33	Opp 07 **
San José State	SD 39	Opp 26	35	fair catch	35	Opp 26
	SD 38	Opp 22	40	18 yards	22	Opp 40
	SD 09	Opp 44	47	2 yards	45	Opp 46 ^
at Utah State	SD 38	Opp 31	31	-1 yard	32	Opp 30
	SD 34	Opp 15	51	-2 yards	53	Opp 13 *
	SD 30	Opp 20	50	downed	50	Opp 20
Hawaii	SD 36	Opp 08	56	downed	56	Opp 08 **
	Opp 49	end zone	49	touchback	29	Opp 20
	SD 38	Opp 14	48	downed	48	Opp 14 *
at Nevada	Opp 46	Opp 11	35	fair catch	35	Opp 11 *
at Wyoming	SD 30	Opp 22	48	fair catch	48	Opp 22
	SD 47	Opp 10	43	-2 yards	8	Opp 8 **
	SD 40	end zone	60	touchback	40	Opp 20
	SD 29	Opp 22	49	0 yards	49	Opp 22 ^
	SD 45	Opp 14	41	1 yard	40	Opp 15 *
Colorado State	SD 38	Opp 32	30	5 yards	25	Opp 37
	SD 40	Opp 09	51	91 yards	-40	TD
	SD 38	Opp 26	36	fair catch	36	Opp 26
	SD 34	Opp 29	37	fair catch	37	Opp 29
at Wyoming	SD 19	Opp 43	38	fair catch	38	Opp 38
	SD 11	Opp 42	47	11 yards	36	SD 47
	SD 11	Opp 14	75	downed	75	Opp 14
	SD 39	Opp 22	39	downed	39	Opp 22
	SD 42	Opp 15	43	-1 yard	44	Opp 14
	WY 44	Opp 13	31	fair catch	13	Opp 13

* - indicates possession started inside opponent 20; ** - indicates possession started inside opponent 10; ^ - indicates there was a penalty on the play, resulting in a new spot; N/A - indicates the punt returner fumbled and lost possession

2016 SAN DIEGO STATE GAME-BY-GAME

TEAM STATISTICS

Date	Opponent	Rushing				Receiving				Passing				Kick Returns				Punt Returns				tot off		
		no.	yds	td	lg	no.	yds	td	lg	cmp	att	int	yds	td	lg	no.	yds	td	lg	no.	yds		td	lg
Sep 03	NEW HAMPSHIRE	41	170	2	20	17	291	2	86	17	26	0	291	2	86	1	9	0	9	3	16	0	12	461
Sep 10	CALIFORNIA	47	334	3	57	14	129	1	25	14	23	1	129	1	25	4	152	1	100	3	46	0	25	463
Sep 17	at NIU	45	278	3	79	11	126	3	33	11	19	1	126	3	33	3	93	0	53	1	7	0	7	404
Oct 01	at South Alabama	41	157	2	36	13	159	1	33	13	22	0	159	1	33	3	58	0	26	2	33	0	32	316
Oct 08	UNLV	54	245	2	22	15	215	1	41	15	20	0	215	1	41	1	15	0	15	5	44	0	29	460
Oct 14	at Fresno State	61	292	2	22	7	72	0	14	7	12	0	72	0	14	2	41	0	25	1	0	0	0	364
Oct 21	SAN JOSE STATE	44	293	5	73	13	167	1	35	13	18	1	167	1	35	0	0	0	0	2	20	0	15	460
Oct 28	at Utah State	57	400	2	64	4	14	1	10	4	10	0	14	1	10	2	62	0	56	0	0	0	0	414
Nov 05	HAWAII	42	296	2	73	8	97	3	24	8	16	1	97	3	24	0	0	0	0	4	73	0	41	393
Nov 12	at Nevada	44	474	4	72	11	146	2	22	11	17	0	146	2	22	2	29	0	17	1	-1	0	0	620
Nov 19	at Wyoming	31	178	0	39	15	211	2	44	15	27	0	211	2	44	4	194	2	93	1	6	0	6	389
Nov 26	COLORADO STATE	39	194	2	81	11	183	2	37	11	19	1	183	2	37	9	169	0	31	1	6	0	6	377
Dec 03	at Wyoming	53	242	3	37	6	85	0	30	6	13	1	85	0	30	2	113	0	75	3	5	0	3	327
Opponents		599	3553	32	81	145	1895	19	86	145	242	6	1895	19	86	33	935	3	100	27	255	0	41	5448
Opponents		439	1455	9	66	215	2707	24	79	215	411	22	2707	24	79	54	1100	0	35	19	175	1	91	4162

Games: 13 • Avg/rush: 5.9 • Avg/catch: 13.1 • Pass effic: 146.64 • KR avg: 28.3 • PR avg: 9.4 • All purpose avg/game: 531.9 • Total offense avg/gm: 419.1

Date	Opponent	Tackles				Sacks		Fumble		Pass Defense			blkd		PAT Attempts			off		
		ua	a	total	tfl-yds	no-yds	ff	fr-yds	int-yds	qbh	brup	kick	kick	rush	rcv	saf	t/o	pts		
Sep 03	NEW HAMPSHIRE	29	18	47	7.0-33	4.0-26	0	0-0	1-0	7	6	0	4-4	0	0	0	7	31		
Sep 10	CALIFORNIA	47	24	71	5.0-21	2.0-14	2	1-0	3-9	9	7	0	6-6	0	0	0	21	45		
Sep 17	at NIU	49	16	65	6.0-17	1.0-10	0	0-0	2-38	6	4	0	6-6	0	0	0	7	42		
Oct 01	at South Alabama	31	46	77	5.0-25	3.0-21	0	0-0	1-0	0	3	0	1-1	0	1	0	3	24		
Oct 08	UNLV	36	12	48	5.0-26	2.0-19	0	0-0	1-0	6	4	0	2-2	0	0	0	3	26		
Oct 14	at Fresno State	21	40	61	4.0-14	2.0-12	0	0-0	3-20	3	3	0	2-2	0	0	0	3	17		
Oct 21	SAN JOSE STATE	45	14	59	9.0-31	5.0-21	0	0-0	0-0	9	7	0	6-6	0	0	0	0	42		
Oct 28	at Utah State	17	50	67	6.0-23	3.0-13	1	1-0	1-28	6	2	0	4-4	0	0	0	10	40		
Nov 05	HAWAII	38	28	66	3.0-15	2.0-13	1	0-0	4-109	5	7	0	7-7	0	0	0	17	55		
Nov 12	at Nevada	38	33	71	4.0-17	1.0-8	1	0-0	3-29	6	6	0	4-6	0	0	0	20	46		
Nov 19	at Wyoming	41	54	95	3.0-20	2.0-13	0	0-0	1-0	9	4	0	3-3	0	0	0	3	33		
Nov 26	COLORADO STATE	38	30	68	2.0-4	0.0-0	0	0-0	0-0	0	1	0	4-4	0	0	0	0	31		
Dec 03	at Wyoming	28	34	62	6.0-32	4.0-25	1	1-0	2-44	10	6	0	3-3	0	0	0	10	27		
Opponents		458	399	857	65.0-278	31.0-195	6	3-0	22-277	76	60	0	52-54	0	1	0	104	459		
Opponents		523	396	919	76.0-250	26.0-140	10	9-100	6-27	33	22	2	34-35	0	0	0	44	273		

Date	Opponent	Punting										Field Goals			Kickoffs				
		no.	yds	avg	long	blkd	tb	fc	50+	i20	md-att	long	blkd	no.	yds	avg	tb	ob	
Sep 03	NEW HAMPSHIRE	8	295	36.9	47	0	2	2	0	1	1-1	33	0	6	386	64.3	4	0	
Sep 10	CALIFORNIA	5	190	38.0	50	0	0	3	1	2	1-1	39	0	8	509	63.6	3	0	
Sep 17	at NIU	5	212	42.4	52	0	0	0	1	4	0-1	0	0	7	443	63.3	1	1	
Oct 01	at South Alabama	5	232	46.4	53	0	0	0	1	2	1-1	34	0	5	295	59.0	2	0	
Oct 08	UNLV	4	161	40.2	55	0	1	0	1	2	2-2	50	0	6	383	63.8	1	0	
Oct 14	at Fresno State	4	145	36.2	57	0	0	2	1	3	1-1	47	0	4	256	64.0	0	0	
Oct 21	SAN JOSE STATE	3	122	40.7	47	0	0	1	0	0	0-0	0	0	7	448	64.0	0	0	
Oct 28	at Utah State	3	132	44.0	51	0	0	0	2	1	4-4	43	0	8	508	63.5	2	0	
Nov 05	HAWAII	3	153	51.0	56	0	1	0	1	2	2-3	45	0	10	603	60.3	0	0	
Nov 12	at Nevada	1	35	35.0	35	0	0	1	0	1	2-2	31	0	9	540	60.0	6	0	
Nov 19	at Wyoming	5	241	48.2	60	0	1	1	1	2	2-2	31	0	5	322	64.4	4	0	
Nov 26	COLORADO STATE	4	154	38.5	51	0	0	3	1	0	1-1	34	0	6	363	60.5	2	0	
Dec 03	at Wyoming	6	273	45.5	75	0	0	2	1	3	2-2	37	0	6	390	65.0	5	0	
Opponents		56	2345	41.9	75	0	5	15	11	23	19-21	50	0	87	5446	62.6	30	1	
Opponents		79	3300	41.8	67	0	3	23	16	22	7-8	46	0	55	3147	57.2	16	1	

2016 OPPONENT GAME-BY-GAME

OPPONENT STATISTICS

Date	Opponent	Rushing				Receiving				Passing				Kick Returns				Punt Returns				tot off
		no.	yds	td	lg	no.	yds	td	lg	cmp-att-int	yds	td	lg	no.	yds	td	lg	no.	yds	td	lg	
Sep 03	NEW HAMPSHIRE	31	71	0	15	7	70	0	23	7-20-1	70	0	23	2	28	0	16	2	18	0	14	141
Sep 10	CALIFORNIA	22	82	0	22	41	522	5	59	41-72-3	522	5	59	5	93	0	21	2	0	0	0	604
Sep 17	at NIU	39	155	1	18	17	213	3	49	17-35-2	213	3	49	5	137	0	35	1	12	0	12	368
Oct 01	at South Alabama	40	89	2	13	16	242	3	79	16-21-1	242	3	79	2	39	0	21	3	19	0	19	331
Oct 08	UNLV	36	113	0	15	2	9	0	5	2-13-1	9	0	5	5	111	0	28	1	4	0	4	122
Oct 14	at Fresno State	24	78	0	28	16	139	0	49	16-27-3	139	0	49	4	91	0	27	0	0	0	0	217
Oct 21	SAN JOSE STATE	28	67	0	21	18	142	0	23	18-37-0	142	0	23	7	136	0	27	2	20	0	18	209
Oct 28	at Utah State	28	71	1	12	11	181	1	43	11-26-1	181	1	43	6	100	0	22	2	-3	0	0	252
Nov 05	HAWAI'I	27	48	0	10	25	167	0	15	25-45-4	167	0	15	10	199	0	25	0	0	0	0	215
Nov 12	at Nevada	34	90	0	10	21	276	2	40	21-37-3	276	2	40	2	39	0	23	0	0	0	0	366
Nov 19	at Wyoming	53	205	2	15	16	282	2	45	16-31-1	282	2	45	1	24	0	24	3	-1	0	1	487
Nov 26	COLORADO STATE	46	291	3	41	11	216	5	35	11-16-0	216	5	35	4	87	0	26	1	96	1	91	507
Dec 03	at Wyoming	31	95	0	66	14	248	3	43	14-31-2	248	3	43	1	16	0	16	2	10	0	11	343
San Diego State		439	1455	9	66	215	2707	24	79	215-411-22	2707	24	79	54	1100	0	35	19	175	1	91	4162
San Diego State		599	3553	32	81	145	1895	19	86	145-242-6	1895	19	86	33	935	3	100	27	255	0	41	5448

Games: 13 • Avg/rush: 3.3 • Avg/catch: 12.6 • Pass effic: 116.20 • KR avg: 20.4 • PR avg: 9.2 • All purpose avg/game: 422.2 • Total offense avg/gm: 320.2

Date	Opponent	Tackles				Sacks		Fumble		Pass Defense			blkd	PAT Attempts			off				
		ua	a	total	tfl-yds	no-yds	ff	fr-yds	int-yds	qbh	brup	kick	kick	rush	rcv	saf	t/o	pts			
Sep 03	NEW HAMPSHIRE	44	28	72	5.0-19	2.0-12	0	0-0	0-0	5	1	0	0-0	0	0	0	0	0	0	0	0
Sep 10	CALIFORNIA	48	22	70	4.0-12	2.0-9	1	1-0	1-0	2	2	0	4-4	0	0	0	0	3	40		
Sep 17	at NIU	34	34	68	6.0-22	1.0-13	0	0-0	1-8	2	1	0	4-4	0	0	0	0	0	28		
Oct 01	at South Alabama	35	28	63	10.0-39	4.0-25	1	2-80	0-0	4	4	0	6-6	0	0	0	0	7	42		
Oct 08	UNLV	52	40	92	8.0-31	3.0-20	1	1-20	0-0	0	2	0	1-1	0	0	0	0	7	7		
Oct 14	at Fresno State	33	70	103	6.0-7	1.0-1	0	0-0	0-0	1	3	0	0-0	0	0	0	0	0	3		
Oct 21	SAN JOSE STATE	40	26	66	2.0-5	1.0-4	1	0-0	1-16	1	2	0	0-0	0	0	0	0	3	3		
Oct 28	at Utah State	35	34	69	5.0-16	2.0-4	0	0-0	0-0	2	0	0	1-2	0	0	0	0	0	13		
Nov 05	HAWAI'I	35	22	57	7.0-25	2.0-17	1	0-0	1-1	5	0	0	0-0	0	0	0	0	0	0		
Nov 12	at Nevada	43	18	61	3.0-14	1.0-10	1	1-0	0-0	2	1	2	2-2	0	0	0	0	0	16		
Nov 19	at Wyoming	30	30	60	6.0-21	4.0-17	0	1-0	0-0	4	3	0	4-4	0	0	0	0	3	34		
Nov 26	COLORADO STATE	47	16	63	7.0-17	1.0-2	1	1-0	1-0	1	1	0	9-9	0	0	0	0	14	63		
Dec 03	at Wyoming	47	28	75	7.0-22	2.0-6	3	2-0	1-2	4	2	0	3-3	0	0	0	0	7	24		
San Diego State		523	396	919	76.0-250	26.0-140	10	9-100	6-27	33	22	2	34-35	0	0	0	0	44	273		
San Diego State		458	399	857	65.0-278	31.0-195	6	3-0	22-277	76	60	0	52-54	0	1	0	104	459			

Date	Opponent	Punting										Field Goals			Kickoffs				
		no.	yds	avg	long	blkd	tb	fc	50+	i20	md-att	long	blkd	no.	yds	avg	tb	ob	
Sep 03	NEW HAMPSHIRE	12	460	38.3	43	0	0	5	0	5	0-0	0	0	1	46	46.0	0	0	
Sep 10	CALIFORNIA	5	241	48.2	52	0	1	0	3	1	2-2	45	0	7	449	64.1	3	0	
Sep 17	at NIU	5	147	29.4	36	0	0	1	0	1	0-0	0	0	5	315	63.0	2	0	
Oct 01	at South Alabama	5	232	46.4	67	0	0	0	3	2	0-0	0	0	7	301	43.0	0	0	
Oct 08	UNLV	8	350	43.8	51	0	0	1	1	2	0-0	0	0	2	78	39.0	0	0	
Oct 14	at Fresno State	5	197	39.4	43	0	0	4	0	1	1-1	39	0	2	122	61.0	0	0	
Oct 21	SAN JOSE STATE	7	310	44.3	56	0	0	1	3	0	1-1	26	0	2	130	65.0	2	0	
Oct 28	at Utah State	7	310	44.3	52	0	0	6	1	1	0-0	0	0	3	185	61.7	1	0	
Nov 05	HAWAI'I	8	359	44.9	57	0	1	2	2	2	0-0	0	0	1	65	65.0	1	0	
Nov 12	at Nevada	4	160	40.0	52	0	1	0	1	2	0-0	0	0	3	172	57.3	1	0	
Nov 19	at Wyoming	4	159	39.8	48	0	0	0	0	2	2-2	34	0	7	413	59.0	2	1	
Nov 26	COLORADO STATE	4	151	37.8	53	0	0	2	1	1	0-0	0	0	10	546	54.6	1	0	
Dec 03	at Wyoming	5	224	44.8	52	0	0	1	1	2	1-2	46	0	5	325	65.0	3	0	
San Diego State		79	3300	41.8	67	0	3	23	16	22	7-8	46	0	55	3147	57.2	16	1	
San Diego State		56	2345	41.9	75	0	5	15	11	23	19-21	50	0	87	5446	62.6	30	1	

SAN DIEGO STATE PARTICIPATION

PARTICIPATION CHART

No.	Name	UNH	CAL	NIU	USA	UNLV	FSU	SJSU	USU	UH	NV	WYO	CSU	WYO
9	AGNEW, Ryan ●	X	-	-	-	X	-	X	X	X	X	-	X	-
97	ANDERSON, Curtis	X	X	X	GS (WR)	GS (WR)	X	GS (WR)	X	X	GS (WR)	X	X	X
31	BABIASH, Derek ■	GS (CB)	GS (CB)	GS (CB)	GS (CB)	GS (CB)	-	-	-	-	-	-	-	-
33	BALDWIN, Parker ■	X	X	X	X	X	GS (AZT)	GS (AZT)	GS (AZT)	GS (AZT)	GS (AZT)	GS (AZT)	GS (AZT)	GS (AZT)
29	BARON, John ●	X	X	X	X	X	X	X	X	X	X	X	X	X
58	BARRETT, Alex	GS (DE)	GS (DE)	GS (DE)	GS (DE)	GS (DE)	GS (DE)	GS (DE)	GS (DE)	GS (DE)	GS (DE)	GS (DE)	GS (DE)	GS (DE)
15	BAWDEN, Nick	-	X	X	GS (FB)	GS (FB)	FS (FB)	GS (FB)	GS (FB)	GS (FB)	GS (FB)	GS (FB)	GS (FB)	GS (FB)
66	BECAR, Jordan ●	-	-	-	-	-	-	-	-	X	-	-	-	-
50	BERNARD, Turner ●	X	X	X	X	-	-	-	-	-	-	-	-	-
91	BLAIN, Tanner	X	X	X	X	X	X	X	X	X	X	X	X	X
30	BINKLEY, Garrett ●	-	-	-	-	-	-	-	X	X	-	-	-	-
71	BRUNSKILL, Daniel	GS (RT)	GS (RT)	GS (RT)	GS (RT)	GS (RT)	GS (RT)	GS (RT)	GS (RT)	GS (RT)	GS (RT)	GS (RT)	GS (RT)	GS (RT)
48	CABRERA, Israel ●	-	-	X	X	X	X	X	X	X	X	X	X	X
34	CARROLL, John ●	-	-	-	-	-	-	-	-	-	-	X	X	X
42	CASSIDY, Troy ●	-	-	-	X	X	X	X	X	X	X	X	X	X
10	CHAPMAN, Christian	GS (QB)	GS (QB)	GS (QB)	GS (QB)	GS (QB)	GS (QB)	GS (QB)	GS (QB)	GS (QB)	GS (QB)	GS (QB)	GS (QB)	GS (QB)
68	CHEATUM, Myles ●	X	-	-	-	X	-	X	X	X	-	-	-	-
10	CLAY, Jeff ●	X	X	X	X	X	X	X	X	X	X	X	X	X
2	CUMBERLANDER, Christian	-	-	-	-	-	-	-	X	X	-	-	X	-
79	DIXON, Daishawn ●	X	X	X	X	X	X	X	X	X	X	X	X	X
57	DUNN, Ryan	X	X	X	X	GS (MLB)	GS (MLB)	GS (MLB)	GS (MLB)	GS (MLB)	GS (MLB)	-	-	GS (LB)
5	FAVREAU, Chase	X	X	X	X	X	X	X	-	-	X	X	X	X
70	FLORES, Arthur	GS (C)	GS (C)	GS (C)	GS (C)	GS (C)	GS (C)	GS (C)	GS (C)	GS (C)	GS (C)	GS (C)	GS (C)	GS (C)
62	GERHARD, Nick ●	-	-	-	-	X	-	X	X	X	X	-	-	-
95	HALL, Noble	GS (DT)	GS (DT)	GS (DT)	GS (DT)	GS (DT)	GS (DT)	GS (DT)	GS (DT)	GS (DT)	GS (DT)	GS (DT)	GS (DT)	GS (DT)
53	HARPER, Temerrick ●	-	-	-	-	-	X	-	X	-	-	-	-	-
46	HENDERSON, Jay ■	-	X	-	-	X	X	X	X	X	X	GS (MLB)	GS (MLB)	GS (LB)
6	HOLDER, Mikah	GS (WR)	GS (WR)	GS (WR)	GS (WR)	GS (WR)	GS (WR)	-	GS (WR)	GS (WR)	GS (WR)	GS (WR)	GS (WR)	GS (WR)
82	HOUSTON, Parker ●■	-	-	-	-	X	GS (TE)	X	GS (TE)	GS (TE)	X	X	X	GS (TE)
81	JUDGE, Eric	GS (WR)	GS (WR)	GS (WR)	X	X	X	X	X	X	X	X	X	-
23	KAZEE, Damontae	GS (CB)	GS (CB)	GS (CB)	GS (CB)	GS (CB)	GS (CB)	GS (CB)	GS (CB)	GS (CB)	GS (CB)	GS (CB)	GS (CB)	GS (CB)
59	KELLEY, Kyle	GS (DE)	GS (DE)	GS (DE)	GS (DE)	GS (DE)	GS (DE)	GS (DE)	GS (DE)	GS (DE)	GS (DE)	GS (DE)	GS (DE)	GS (DE)
7	KELLY, Kameron	X	X	X	X	X	X	X	X	X	X	X	X	X
64	KRUM, Ryan ●	-	-	-	-	-	-	X	X	X	X	-	-	-
39	LAKALAKA, Ronley ■	GS (LB)	X	GS (LB)	GS (LB)	GS (LB)	GS (LB)	GS (LB)	GS (LB)	GS (LB)	GS (LB)	GS (LB)	GS (LB)	GS (LB)
34	LESSARD, Isaac ●	X	X	-	-	X	-	X	X	X	X	-	X	-
3	LOMAX, Trey	GS (WAR)	GS (WAR)	GS (WAR)	GS (WAR)	GS (WAR)	GS (WAR)	GS (WAR)	GS (WAR)	GS (WAR)	GS (WAR)	GS (WAR)	GS (WAR)	X
4	MATHIS, Kendrick	X	-	-	-	-	-	X	X	X	X	X	X	X
21	MC GEE, Na'im	GS (AZT)	GS (AZT)	GS (AZT)	GS (AZT)	GS (AZT)	-	-	-	-	-	-	-	-
45	MELIFONWU, Fred	X	X	X	X	-	-	-	-	-	-	-	-	-
75	MILLER, Kwayde	GS (LT)	GS (LT)	GS (LT)	GS (LT)	GS (LT)	GS (LT)	GS (LT)	GS (LT)	GS (LT)	GS (LT)	GS (LT)	GS (LT)	GS (LT)
22	MONTGOMERY, Kalan ■	X	X	X	X	X	X	GS (CB)	GS (CB)	X	X	X	X	X
61	MOORE, Damon ●	-	-	-	-	-	-	-	-	X	-	-	-	-
54	MUNSON, Calvin	GS (LB)	GS (LB)	GS (LB)	GS (LB)	GS (LB)	GS (LB)	GS (LB)	GS (LB)	GS (LB)	GS (LB)	GS (LB)	GS (LB)	GS (LB)
16	PARCHMENT, Dwayne ●	X	X	X	X	X	X	X	X	X	X	X	X	X
20	PENNY, Rashaad	X	X	X	X	X	X	X	X	X	X	GS (RB)	X	X
65	PHILLIPS, Sergio	X	X	X	X	X	X	X	X	X	X	X	X	X
77	POPE, Ryan ●	-	-	X	X	X	X	X	X	X	X	X	X	X
19	PUMPHREY, Donnel	GS (RB)	GS (RB)	GS (RB)	GS (RB)	GS (RB)	GS (RB)	GS (RB)	GS (RB)	GS (RB)	GS (RB)	GS (RB)	GS (RB)	GS (RB)
84	RICHARDSON, Darryl ■	X	X	X	X	X	X	GS (TE)	X	X	X	X	X	X
40	RICKS, Randy	GS (MLB)	GS (MLB)	GS (MLB)	GS (MLB)	-	-	-	-	-	-	-	-	-
90	ROCHELIN, Julian	-	X	X	X	X	X	X	X	X	-	-	-	-
67	ROSALES, Antonio ■	GS (RG)	GS (RG)	GS (RG)	GS (RG)	GS (RG)	GS (RG)	GS (RG)	GS (RG)	GS (RG)	GS (RG)	GS (RG)	GS (RG)	GS (RG)
69	SIMMONS, Ryan ●	-	-	-	X	X	X	X	X	X	X	X	X	X
56	SIRAGUSA, Nico	GS (LG)	GS (LG)	GS (LG)	GS (LG)	GS (LG)	GS (LG)	GS (LG)	GS (LG)	GS (LG)	GS (LG)	GS (LG)	GS (LG)	GS (LG)
12	SMITH, Malik	GS (WAR)	GS (WAR)	GS (WAR)	GS (WAR)	GS (WAR)	GS (WAR)	GS (WAR)	GS (WAR)	GS (WAR)	GS (WAR)	GS (WAR)	GS (WAR)	GS (WAR)
17	SMITH, Ron ■●	X	X	X	X	X	X	X	X	GS (CB)	GS (CB)	GS (CB)	GS (CB)	GS (CB)
51	TAI, Sam ●	X	X	X	X	X	X	X	X	X	X	X	X	X
44	TEZINO, Kyahva ●	X	X	X	-	-	-	X	X	X	X	X	X	X
18	THOMPSON, Trenton ●	-	-	-	-	-	-	X	X	X	X	X	X	X
85	TRUXTON, Quest ●	X	X	X	X	X	X	X	X	X	X	X	X	X
41	TURNER, Dakota ■	GS (FB)	GS (FB)	GS (FB)	X	X	X	X	X	X	X	X	X	X
24	VAUGHN, Billy	X	X	X	X	X	X	-	-	-	-	-	-	-
35	WALCOTT, Kevin	-	-	-	X	X	X	X	X	X	X	X	X	X
87	WARRING, Kahale ●	X	X	X	X	-	-	-	-	-	-	-	-	-
29	WASHINGTON, Juwan ■●	X	X	X	X	X	X	X	X	X	X	X	GS (RB)	X
88	WELLS, David ■	GS (TE)	GS (TE)	GS (TE)	GS (TE)	GS (TE)	GS (TE)	GS (TE)	GS (TE)	GS (TE)	GS (TE)	GS (TE)	GS (TE)	GS (TE)
27	WOODS, Kyrie ●	-	-	-	-	-	-	-	X	X	X	X	X	X
44	WOOLSEY, Chad ●	-	-	-	-	-	-	X	X	-	-	-	-	-
45	WORMHOUDT, Tyler ●	-	-	-	-	-	-	-	-	X	-	-	X	-
43	WYATT-THAYER, Austin	X	GS (LB)	X	X	X	X	X	X	X	X	X	-	X

■ - made first career San Diego State start this season. ● - made first career San Diego State appearance this season. Bold player name in red indicates player has started every game this season. Bold player name in black indicates player has played in every game this season.

SAN DIEGO STATE STARTERS/PARTICIPATION

OFFENSIVE STARTERS

Position	UNH	CAL	NIU	USA	UNLV	FS	SJSU	USU	UH	NV	WYO	CSU	WYO
LT	Miller	Miller	Miller	Miller	Miller	Miller	Miller	Miller	Miller	Miller	Miller	Miller	Miller
LG	Siragusa	Siragusa	Siragusa	Siragusa	Siragusa	Siragusa	Siragusa	Siragusa	Siragusa	Siragusa	Siragusa	Siragusa	Siragusa
C	Flores	Flores	Flores	Flores	Flores	Flores	Flores	Flores	Flores	Flores	Flores	Flores	Flores
RG	Rosales	Rosales	Rosales	Rosales	Rosales	Rosales	Rosales	Rosales	Rosales	Rosales	Rosales	Rosales	Rosales
RT	Brunskill	Brunskill	Brunskill	Brunskill	Brunskill	Brunskill	Brunskill	Brunskill	Brunskill	Brunskill	Brunskill	Brunskill	Brunskill
TE	Wells	Wells	Wells	Wells	Wells	Wells	Wells	Wells	Wells	Wells	Wells	Wells	Wells
TE	-	-	-	-	-	Houston	Richardson	Houston	Houston	-	-	-	Houston
QB	Chapman	Chapman	Chapman	Chapman	Chapman	Chapman	Chapman	Chapman	Chapman	Chapman	Chapman	Chapman	Chapman
RB	Pumphrey	Pumphrey	Pumphrey	Pumphrey	Pumphrey	Pumphrey	Pumphrey	Pumphrey	Pumphrey	Pumphrey	Pumphrey	Pumphrey	Pumphrey
RB	-	-	-	-	-	-	-	-	-	-	Penny	Washington	-
FB	Turner	Turner	Turner	Bawden	Bawden	Bawden	Bawden	Bawden	Bawden	Bawden	Bawden	Bawden	Bawden
WR	Holder	Holder	Holder	Holder	Holder	Holder	Anderson	Holder	Holder	Holder	Holder	Holder	Holder
WR	Judge	Judge	Judge	Anderson	Anderson	-	-	-	-	Anderson	-	-	-

DEFENSIVE STARTERS

Position	UNH	CAL	NIU	USA	UNLV	FS	SJSU	USU	UH	NV	WYO	CSU	WYO
DE	Kelley	Kelley	Kelley	Kelley	Kelley	Kelley	Kelley	Kelley	Kelley	Kelley	Kelley	Kelley	Kelley
DT	Hall	Hall	Hall	Hall	Hall	Hall	Hall	Hall	Hall	Hall	Hall	Hall	Hall
DE	Barrett	Barrett	Barrett	Barrett	Barrett	Barrett	Barrett	Barrett	Barrett	Barrett	Barrett	Barrett	Barrett
LB	Munson	Munson	Munson	Munson	Munson	Munson	Munson	Munson	Munson	Munson	Munson	Munson	Munson
MLB	Ricks	Ricks	Ricks	Ricks	Dunn	Dunn	Dunn	Dunn	Dunn	Dunn	Henderson	Henderson	Henderson
LB	Lakalaka	Wyatt-Thayer	Lakalaka	Lakalaka	Lakalaka	Lakalaka	Lakalaka	Lakalaka	Lakalaka	Lakalaka	Lakalaka	Lakalaka	Lakalaka
LB	-	-	-	-	-	-	-	-	-	-	-	-	Dunn
CB	Babiash	Babiash	Babiash	Babiash	Babiash	Babiash	Montgomery	Montgomery	R. Smith	R. Smith	R. Smith	R. Smith	R. Smith
WAR	M. Smith	M. Smith	M. Smith	M. Smith	M. Smith	M. Smith	M. Smith	M. Smith	M. Smith	M. Smith	M. Smith	M. Smith	M. Smith
AZT	McGee	McGee	McGee	McGee	McGee	Baldwin	Baldwin	Baldwin	Baldwin	Baldwin	Baldwin	Baldwin	Baldwin
WAR	Lomax	Lomax	Lomax	Lomax	Lomax	Lomax	Lomax	Lomax	Lomax	Lomax	Lomax	Lomax	-
CB	Kazee	Kazee	Kazee	Kazee	Kazee	Kazee	Kazee	Kazee	Kazee	Kazee	Kazee	Kazee	Kazee

SPECIALISTS STARTERS

Position	UNH	CAL	NIU	USA	UNLV	FS	SJSU	USU	UH	NV	WYO	CSU	WYO
KO	Baron	Baron	Baron	Baron	Baron	Baron	Baron	Baron	Baron	Baron	Baron	Baron	Baron
PK	Baron	Baron	Baron	Baron	Baron	Baron	Baron	Baron	Baron	Baron	Baron	Baron	Baron
Holder	Blain	Blain	Blain	Blain	Blain	Blain	Blain	Blain	Blain	Blain	Blain	Blain	Blain
Punter	Blain	Blain	Blain	Blain	Blain	Blain	Blain	Blain	Blain	Blain	Blain	Blain	Blain
LS	Bernard	Bernard	Bernard	Bernard	Simmons	Simmons	Simmons	Simmons	Simmons	Simmons	Simmons	Simmons	Simmons
SS	Bernard	Bernard	Bernard	Gerhard	Houston	Houston	Houston	Houston	Houston	Houston	Houston	Houston	Houston
KOR	Penny	Penny	Penny	Penny	Penny	Penny	Penny	Penny	Penny	Penny	Penny	Penny	Penny
	Truxton	Truxton	Washington	Washington	Washington	Washington	Washington	Washington	Washington	Washington	Washington	Washington	Washington
PR	Pumphrey	Truxton	Truxton	Truxton	Truxton	Truxton	Truxton	Truxton	Truxton	Truxton	Truxton	Truxton	Truxton

PARTICIPATION CHART

	UNH	CAL	NIU	USA	UNLV	FS	SJSU	USU	UH	NV	WYO	CSU	WYO
Dressed	63	63	67	66	63	66	64	62	63	64	64	62	64
Played	50	50	50	51	53	50	55	59	59	54	49	52	50
Seniors	18	19	17	17	16	15	17	17	17	17	16	15	15
Juniors	16	16	17	18	18	19	15	17	16	16	15	15	16
Sophomores	5	6	7	6	7	7	8	8	7	6	6	6	6
Freshmen (RS/True)	11 (10/1)	9 (8/1)	9 (8/1)	10 (8/2)	12 (10/2)	9 (7/2)	15 (12/3)	17 (13/4)	19 (13/6)	15 (11/4)	12 (8/4)	16 (12/4)	13 (9/4)
Started	22	22	22	22	22	22	22	22	22	22	22	22	22
Seniors	13	14	13	13	12	10	11	10	10	11	10	10	10
Juniors	6	6	6	6	7	7	7	7	6	6	7	6	6
Sophomores	3	2	3	3	3	4	4	4	4	4	4	4	4
Freshmen (RS/True)	0 (0/0)	0 (0/0)	0 (0/0)	0 (0/0)	0 (0/0)	1 (0/1)	0 (0/0)	1 (0/1)	2 (1/1)	1 (1/0)	1 (1/0)	2 (2/0)	2 (1/1)
Making SDSU Debut	14	0	2	3	1	1	3	2	3	0	1	0	0
Making 1st SDSU Start	5	0	0	0	0	1	2	0	1	0	1	1	0

AZTEC CAREER START CHART (Offense/Defense)

Player, Pos.	Yr.	Career Starts	Consecutive Starts	Yearly Total			Player, Pos.	Yr.	Career Starts	Consecutive Starts	Yearly Total				
				2016	2015	2014					2013	2016	2015	2014	2013
Donnel Pumphrey, RB	Sr.	41	40	13	14	13	1	Kameron Kelly, WAR	Jr.	13	0	0	13	-	-
Nico Siragusa, OL	Sr.	41	40	13	14	13	1	Ronley Lakalaka, LB	So.	12	11	12	0	-	-
Damontae Kazee, CB	Sr.	40	40	13	14	13	0	Nick Bawden, FB	Jr.	12	10	10	0	2	-
Calvin Munson, LB	Sr.	40	40	13	14	13	0	Eric Judge, WR	Sr.	11	0	3	2	5	1
Malik Smith, WAR	Sr.	40	40	13	14	13	0	Parker Baldwin, AZT	So.	8	8	8	0	-	-
Alex Barrett, DE	Sr.	37	27	13	14	10	0	Derek Babiash, CB	Jr.	6	0	7	0	-	-
Daniel Brunskill, TE/OL	Sr.	31	27	13	14	4	-	Randy Ricks, LB	Sr.	6	0	4	2	-	-
Na'im McGee, AZ	Sr.	29	0	5	13	11	-	Ron Smith, CB	RS-Fr.	5	5	5	-	-	-
Arthur Flores, C	Sr.	27	27	13	14	-	-	Rashaad Penny, RB	Jr.	5	0	1	4	0	-
Kwayde Miller, OL	Sr.	27	27	13	14	-	-	Curtis Anderson III, WR	Sr.	5	0	4	1	-	-
Trey Lomax, WAR	Jr.	25	0	12	2	11	-	Chase Favreau, WR	Jr.	5	0	0	5	-	-
Mikah Holder, WR	Jr.	23	6	12	11	-	-	Parker Houston, TE	TR-Fr.	4	1	1	-	-	-
Ryan Dunn, LB	Jr.	20	1	7	13	-	-	Jay Henderson, LB	Jr.	3	3	3	0	0	-
Noble Hall, DT	So.	16	13	13	3	-	-	Dakota Turner, FB/DE	Jr.	3	0	3	0	0	-
Christian Chapman, QB	So.	15	15	13	2	-	-	Kalan Montgomery, CB	Jr.	2	0	2	0	0	-
Kyle Kelley, DL	Sr.	15	15	13	2	-	-	Austin Wyatt-Thayer, LB	Sr.	2	0	1	1	-	-
Antonio Rosales, OL	Jr.	13	13	13	0	0	-	Juwon Washington, RB	RS-Fr.	1	0	1	-	-	-
David Wells, TE	Jr.	13	13	13	0	0	-	Darryl Richardson, TE	Jr.	1	0	1	0	0	-
								Christian Cumberlander, WR	Jr.	1	0	0	1	-	-

MISCELLANEOUS STATS

MISCELLANEOUS

Game	Coin Toss	KO/Receive	1st Off. Play	1st Off. Poss.	1st Def. Poss.	Game Time	Game Length	Jersey	Pants	Result
New Hampshire	UNH won, Def.	Receive	Pumphrey rush	Punt	Punt	5:35 p.m. PT	3:05	Black	Black	W, 31-0
California	Cal won, Rec.	Kickoff	Pumphrey rush	Downs	Punt	7:37 p.m. PT	4:03	Black	Black	W, 45-40
at Northern Illinois	NIU won, Rec.	Kickoff	Holder pass f/Chap.	Interception	Punt	2:37 p.m. CT	3:40	White	Black	W, 42-28
at South Alabama	USA won, Def.	Receive	Pumphrey rush	Punt	Touchdown	7:02 p.m. CT	3:16	White	Black	L, 42-24
UNLV	SDSU won, Rec.	Receive	Pumphrey rush	Touchdown	Interception	7:37 p.m. PT	3:06	Black	Black	W, 26-7
at Fresno State	FS won, Def.	Receive	Pumphrey rush	Downs	Interception	7:05 p.m. PT	3:03	White	Black	W, 17-3
San José State	SJSU won, Rec.	Kickoff	Wells pass f/Chap.	Punt	Punt	7:35 p.m. PT	3:14	Black	Black	W, 42-3
at Utah State	SDSU won, Rec.	Receive	Pumphrey rush	Punt	Touchdown	6:00 p.m. MT	3:15	White	Black	W, 40-13
Hawai'i	UH won, Def.	Receive	Wells pass f/Chap.	Touchdown	Punt	7:34 p.m. PT	3:31	Black	Black	W, 55-0
at Nevada	NV won, Def.	Receive	Pumphrey rush	Touchdown	Touchdown	7:37 p.m. PT	3:14	White	Black	W, 46-16
at Wyoming	SDSU won, Rec.	Receive	Pumphrey rush	Punt	Field Goal	1:33 p.m. MT	3:42	White	Black	L, 33-34
Colorado State	CSU won, Rec.	Kickoff	Washington rush	Punt	Touchdown	6:08 p.m. PT	3:26	Black	Black	L, 31-63
at Wyoming	SDSU won, Rec.	Receive	Chapman pass inc.	Punt	Punt	5:45 p.m. MT	3:43	White	Black	W, 27-24

AVERAGE STARTING FIELD POSITION

Category	San Diego State	Opponents
Drives Started	163	165
Cumulative Starting Yard Line	5,208	4,087
Average Field Position	Own 31.95	Own 24.77
Drives Started in Opponent Territory/Att. to Score	26/23	13/13
Scores/Touchdowns, Field Goals	18/14, 4	8/5, 3
Points	109	44
Drives Started (Inside/At Own 25)	67 (49/18)	97 (68/29)
Points Scored (TD/FGs)	153 (19/7)	114 (16/1)

* - kick/punt returns for a touchdown not included; & - overtime possessions not included.

SAN DIEGO STATE OFFENSIVE POSSESSIONS (DEF/ST SCORES NOT INC.)

Game	Poss.	TD	FG	MFG	Punt	TO	Clock	Downs	3&Out*	PPP^
New Hampshire	14	4	1	0	8	0	1	0	6	1.93
California	15	4+	1	0	5	2	2	1	5	1.80
at Northern Illinois	14	6	0	1	5	1	1	0	2	2.57
at South Alabama	13	3	1	0	5	2	0	2	4	1.62
UNLV	12	3	2	0	4	1	1	1	2	2.00
at Fresno State	10	2	1	0	4	0	2	1	2	1.50
San José State	11	6	0	0	3	1	1	0	1	3.27
at Utah State	11	3+	4	0	3	0	1	0	2	2.73
Hawai'i	13	5+	2	1	3	1	1	0	4	2.77
at Nevada	11	6	2	0	1	1	1	0	0	3.82
at Wyoming	10	2+	2	0	5	1	0	0	3	1.80
Colorado State	14	4	1	0	4	2	2	1	3	1.92
at Wyoming	15	3	2	0	6	2	1	1	4	1.60
TOTALS	163	51	19	2	56	14	14	7	38	2.23

* - less if there is a turnover or end of half; must not have earned a first down or scored points.
 + - indicates team scored a non-offensive touchdown. & - overtime possession included. # - possession/turnover not included when offense never had ball (turnover on special teams). ^ - PATs/2-pt. not included.

DRIVE ANALYSIS

Game	SDSU		Opponent	
	TD	FG	TD	FG
New Hampshire	4	1	0	0
California	4+	1	5	2
at Northern Illinois	6	0	4	0
at South Alabama	3	1	5+	0
UNLV	3	2	0+	0
at Fresno State	2	1	0	1
San José State	6	0	0	1
at Utah State	3+	4	2	0
Hawai'i	5+	2	0	0
at Nevada	6	2	2	0
at Wyoming	2+	2	4	2
Colorado State	4	1	8+	0
at Wyoming	3	2	3	1
TOTALS	51	19	33	7

+ - indicates team scored a non-offensive touchdown. & - overtime drives included.

GAME-OPENING DRIVE

Game	SDSU			Opponent		
	Pts.	FD	Yds.	Pts.	FD	Yds.
New Hampshire	0	0	0^	0	1	16
California	0	1	17	0	0	2^
at Northern Illinois	0	3	25	0	1	20
at South Alabama	0	0	2^	7	5	90
UNLV	7	2	72	0	0	0^
at Fresno State	0	5	75	0	0	3^
San José State	0	1	19	0	0	7^
at Utah State	0	1	13	7	4	70
Hawai'i	7	4	75	0	1	19
at Nevada	7	3	75	7	3	75
at Wyoming	0	0	5^	3	2	57
Colorado State	0	0	8^	7	3	72
at Wyoming	0	0	-6^	0	0	-10^
AVERAGES	1.62	1.54	29.23	2.38	1.54	32.38

^ - indicates possession ended in a 3-and-out.

OPPONENT POSSESSIONS (DEF/ST SCORES NOT INC.)

Game	Poss.	TD	FG	MFG	Punt	TO	Clock	Downs	3&Out*	PPP^
New Hampshire	14	0	0	0	12	1	1	0	8	0.00
California	17	5	2	0	5	4	0	1	6	2.12
at Northern Illinois	14	4	0	0	5	2	1	2	6	1.71
at South Alabama	13	5+	0	0	5	1	2	0	6	2.31
UNLV	11	0+	0	0	8	1	1	1	4	0.00
at Fresno State	9	0	1	0	5	3	0	0	4	0.33
San José State	11	0	1	0	7	0	1	2	4	0.27
at Utah State	11	2	0	0	7	2	0	0	5	1.09
Hawai'i	15	0	0	0	8	4	1	2	8	0.00
at Nevada	11	2	0	0	4	3	1	1	3	1.09
at Wyoming	11	4	2	0	4	1	0	0	1	2.73
Colorado State	12	8+	0	0	4	0	0	0	3	4.00
at Wyoming	16	3	1	1	5	3	0	3	2	1.31
TOTALS	165	33	7	1	79	25	8	12	60	1.33

* - less if there is a turnover or end of half; must not have earned a first down or scored points.
 + - indicates team scored a non-offensive touchdown. & - overtime possession included. # - possession/turnover not included when offense never had ball (turnover on special teams). ^ - PATs/2-pt. not included.

OPENING SECOND-HALF DRIVE

Game	SDSU			Opponent		
	Pts.	FD	Yds.	Pts.	FD	Yds.
New Hampshire	3	5	71	0	2	32
California	0	1	15	0	4	52
at Northern Illinois	0	0	-11^	7	1	54
at South Alabama	0	1	2	7	1	82
UNLV	0	2	7	0	1	19
at Fresno State	0	3	40	3	3	54
San José State	7	5	75	0	0	4^
at Utah State	3	2	46	0	1	14
Hawai'i	0	0	-12^	0	1	10
at Nevada	6	4	75	0	3	59
at Wyoming	0	0	3	7	5	70
Colorado State	0	2	13	0	0	-3^
at Wyoming	7	2	31	0	0	1
AVERAGES	2.00	2.08	27.31	1.85	1.69	34.46

^ - indicates possession ended in a 3-and-out.

MISCELLANEOUS STATS, cont.

SDSU SCORING DRIVES

Opponent	Plays	Yds.	TOP	Type of Score	Qtr/Time	Drive Start	Scoring Play
New Hampshire	1	86	0:11	TD	1st/3:33	SD 14	Holder 86-yd pass f/Chapman
	4	67	1:47	TD	1st/0:42	SD 33	Pumphrey 20-yd run
	6	66	2:39	TD	2nd/5:23	SD 34	Holder 14-yd pass f/Chapman
	14	71	4:50	FG	3rd/4:50	SD 13	Baron 33-yd field goal
California	8	41	3:45	TD	4th/7:00	NH 41	Penny 1-yd run
	1	25	0:04	TD	1st/6:11	CAL 25	Penny 25-yd pass f/Chapman
	--	--	0:00	TD	1st/4:03	N/A	Penny 100-yd kickoff return
	6	80	2:09	TD	1st/1:31	SD 20	Pumphrey 33-yd run
at Northern Illinois	--	--	0:00	TD	2nd/6:22	N/A	Lakalaka 9-yd interception for TD
	11	58	3:47	FG	2nd/0:38	SD 20	Baron 39-yd field goal
	3	80	1:11	TD	3rd/8:30	SD 20	Pumphrey 57-yd run
	8	73	3:28	TD	4th/2:47	SD 27	Pumphrey 4-yd run
at South Alabama	1	46	0:09	TD	1st/7:19	NIU 46	Pumphrey 46-yd run
	6	68	3:16	TD	1st/1:08	SD 32	Penny 27-yd pass f/Chapman
	4	13	1:43	TD	2nd/14:09	NIU 13	Warring 5-yd pass f/Chapman
	3	45	1:14	TD	2nd/6:19	NIU 45	Holder 33-yd pass f/Chapman
at Fresno State	5	53	1:44	TD	4th/14:54	SD 47	Pumphrey 33-yd run
	2	79	0:17	TD	4th/7:40	SD 21	Pumphrey 79-yd run
	2	48	0:35	TD	1st/6:03	USA 48	Penny 15-yd run
	3	40	0:58	TD	2nd/9:45	USA 40	Pumphrey 7-yd run
UNLV	8	63	1:46	FG	2nd/0:05	SD 20	Baron 34-yd field goal
	11	90	5:35	TD	3rd/3:06	SD 10	Warring 12-yd pass f/Chapman
	4	72	1:44	TD	1st/13:16	SD 28	Penny 41-yd pass f/Chapman
	10	27	4:51	FG	1st/8:16	SD 42	Baron 48-yd field goal
at Utah State	9	45	4:52	FG	2nd/1:28	SD 23	Baron 50-yd field goal
	6	60	2:29	TD	3rd/4:50	SD 40	Pumphrey 9-yd run
	10	81	4:31	TD	4th/12:47	SD 19	Penny 4-yd run
	6	17	3:10	FG	1st/4:21	FS 46	Baron 47-yd field goal
San José State	11	75	5:34	TD	2nd/9:15	SD 25	Pumphrey 2-yd run
	9	52	3:28	TD	3rd/0:09	SD 48	Pumphrey 13-yd run
	10	70	5:18	TD	1st/2:10	SD 30	Wells 4-yd pass f/Chapman
	7	62	2:47	TD	2nd/12:34	SD 38	Penny 3-yd run
at Nevada	3	43	0:50	TD	2nd/9:41	SJ 43	Pumphrey 27-yd run
	10	75	4:35	TD	3rd/10:25	SD 25	Penny 4-yd run
	11	76	5:58	TD	3rd/3:29	SD 24	Pumphrey 23-yd run
	2	71	1:04	TD	3rd/0:00	SD 29	Penny 73-yd run
Hawai'i	2	44	0:44	TD	1st/7:11	US 44	Washington 39-yd run
	9	61	4:16	FG	1st/1:04	SD 35	Baron 21-yd field goal
	16	79	8:13	TD	2nd/6:33	SD 21	Truxton 10-yd pass f/Chapman
	5	45	1:35	FG	2nd/0:00	SD 31	Baron 41-yd field goal
at Wyoming	9	46	4:20	FG	3rd/8:24	SD 28	Baron 43-yd field goal
	12	53	6:06	FG	4th/14:43	SD 41	Baron 23-yd field goal
	2	65	0:44	TD	4th/13:33	SD 35	Washington 1-yd run
	--	--	0:00	TD	4th/13:31	N/A	M. Smith 28-yd interception for TD
at Colorado State	8	75	3:25	TD	1st/11:35	SD 25	Wells 13-yd pass f/Chapman
	11	88	5:59	TD	1st/1:59	SD 12	Truxton 9-yd pass f/Chapman
	--	--	0:00	TD	2nd/12:36	N/A	R. Smith 14-yd interception for TD
	6	20	3:20	FG	2nd/3:45	UH 33	Baron 30-yd field goal
at Utah State	2	0	0:09	FG	2nd/0:04	UH 28	Baron 45-yd field goal
	4	87	2:09	TD	3rd/6:42	SD 13	Penny 73-yd run
	2	25	0:29	TD	3rd/1:24	UH 25	Washington 24-yd pass f/Chapman
	--	--	0:00	TD	4th/14:43	N/A	Kazee 54-yd interception for TD
at Nevada	6	80	2:58	TD	4th/8:02	SD 20	Washington 20-yd run
	6	75	2:28	TD	1st/12:32	SD 25	Penny 40-yd run
	10	64	5:29	FG	1st/2:03	SD 25	Baron 28-yd field goal
	3	21	0:49	TD	2nd/10:19	NV 21	Pumphrey 3-yd run
at Wyoming	6	32	2:35	TD	2nd/5:53	NV 32	Holder 6-yd pass f/Chapman
	10	77	1:42	FG	2nd/0:03	SD 09	Baron 31-yd field goal
	9	75	4:40	TD	3rd/4:43	SD 25	Wells 17-yd pass f/Chapman
	2	73	0:52	TD	3rd/2:50	SD 27	Penny 72-yd run
Colorado State	3	54	1:26	TD	4th/7:34	SD 46	Washington 45-yd run
	--	--	0:00	TD	1st/14:47	N/A	Penny 93-yd kickoff return
	10	64	5:10	FG	2nd/7:49	SD 26	Baron 27-yd field goal
	9	65	1:14	TD	2nd/0:00	SD 35	Houston 3-yd pass f/Chapman
at Wyoming	--	--	0:00	TD	3rd/8:53	N/A	Washington 92-yd kickoff return
	6	66	3:05	FG	4th/10:45	SD 20	Baron 31-yd field goal
	11	99	1:07	TD	4th/0:00	SD 01	Truxton 23-yd pass f/Chapman
	5	45	2:25	TD	1st/5:41	CS 45	Wells 25-yd pass f/Chapman
at Wyoming	9	83	3:49	TD	2nd/14:11	SD 17	Holder 25-yd pass f/Chapman
	7	33	1:51	FG	2nd/11:49	50	Baron 34-yd field goal
	7	79	2:29	TD	3rd/2:24	SD 21	Pumphrey 7-yd run
	3	85	1:24	TD	4th/4:50	SD 15	Washington 81-yd run
at Wyoming	7	62	3:03	TD	1st/1:46	SD 38	Pumphrey 9-yd run
	10	50	4:37	FG	2nd/9:39	SD 30	Baron 37-yd field goal
	4	31	1:31	TD	3rd/12:35	WY 31	Penny 6-yd run
	8	75	4:12	TD	3rd/1:25	SD 25	Penny 6-yd run
7	19	3:59	FG	4th/6:54	WY 22	Baron 20-yd field goal	

OPPONENT SCORING DRIVES

Opponent	Plays	Yds.	TOP	Type of Score	Qtr/Time	Drive Start	Scoring Play	
New Hampshire				N/A				
California	6	81	1:52	TD	1st/4:19	SD 19	Rivera 33-yd pass f/Webb	
	8	75	2:32	TD	1st/1:31	SD 25	Hansen 49-yd pass f/Webb	
	9	75	3:02	TD	2nd/11:20	SD 25	Hudson 21-yd pass f/Webb	
	3	75	0:48	TD	3rd/7:52	SD 25	Robertson 59-yd pass f/Webb	
at Northern Illinois	8	32	2:48	FG	3rd/2:56	SD 40	Anderson 45-yd field goal	
	6	33	1:29	FG	4th/13:27	SD 48	Anderson 36-yd field goal	
	12	79	1:51	TD	4th/0:56	SD 21	Hudson 2-yd pass f/Webb	
	7	65	2:27	TD	2nd/3:52	SD 35	Galladay 12-yd run	
at South Alabama	2	54	0:31	TD	3rd/12:03	SD 46	Galladay 49-yd pass f/Graham	
	7	73	3:08	TD	3rd/7:46	SD 27	Wimann 14-yd pass f/Graham	
	16	65	6:43	TD	4th/8:02	SD 35	Wimann 7-yd pass f/Graham	
	8	90	3:29	TD	1st/10:38	USA 10	Thomas 12-yd run	
UNLV	8	75	4:17	TD	1st/4:17	USA 25	Kutchera 37-yd pass f/Garvin	
	2	82	0:52	TD	3rd/14:08	USA 18	Everett 79-yd pass f/Garvin	
	11	69	6:08	TD	4th/11:58	USA 31	Magee 20-yd pass f/Garvin	
	2	3	0:41	TD	4th/8:02	SD 03	Ayoola 1-yd run	
at Fresno State	--	--	0:00	TD	4th/4:17	N/A	Earl 80-yd fumble recovery	
	13	54	5:06	FG	3rd/9:54	FS 24	Kroening 39-yd field goal	
	San José State	6	16	1:55	FG	2nd/3:00	SD 25	Crawford 26-yd field goal
	at Utah State	7	70	2:57	TD	1st/8:08	US 30	Myers 10-yd run
Hawai'i	13	91	5:14	TD	4th/7:59	US 09	Colston-Green 23-yd pass f/Myers	
				N/A				
	at Nevada	11	75	5:00	TD	1st/7:32	NV 25	Henderson 0-yd fumble return
	--	--	0:00	PAT Ret.	3rd/4:43	N/A	Muhammad PAT return	
at Wyoming	8	75	3:44	TD	4th/14:06	NV 25	Demps 40-yd pass f/Gangi	
	9	57	4:20	FG	1st/10:27	WY 27	Rothe 32-yd field goal	
	7	80	2:41	TD	2nd/1:14	WY 20	Hill 11-yd run	
	13	70	5:54	TD	3rd/9:06	WY 30	Hill 1-yd run	
Colorado State	4	1	0:55	FG	3rd/4:15	SD 18	Rothe 34-yd field goal	
	3	75	1:00	TD	4th/9:45	WY 25	Maulhardt 30-yd pass f/Allen	
	15	85	6:14	TD	4th/1:07	WY 15	C.J. Johnson 29-yd pass f/Allen	
	5	72	2:25	TD	1st/12:35	CS 28	Gallup 35-yd pass f/Stevens	
at Wyoming	6	63	2:27	TD	1st/8:12	CS 37	Clark 27-yd pass f/Stevens	
	6	70	2:29	TD	1st/3:07	CS 30	Matthews 3-yd run	
	9	69	4:20	TD	2nd/7:14	CS 31	Gallup 35-yd pass f/Stevens	
	--	--	0:00	TD	2nd/4:59	N/A	Ruiz 91-yd punt return	
at Wyoming	5	75	6:14	TD	2nd/2:01	CS 25	Ruiz 5-yd pass f/Stevens	
	8	35	4:21	TD	3rd/4:53	SD 35	Gallup 6-yd pass f/Clark	
	3	43	1:27	TD	3rd/0:59	SD 43	Kinsey 27-yd run	
	5	38	2:11	TD	4th/12:54	SD 38	Matthews 4-yd run	
at Wyoming	5	18	1:23	FG	1st/8:04	SD 47	Rothe 46-yd field goal	
	3	17	1:26	TD	1st/4:49	SD 17	Hollister 12-yd pass f/Allen	
	8	75	2:36	TD	4th/13:49	WY 25	Gentry 33-yd pass f/Allen	
	2	75	0:42	TD	4th/6:12	WY 25	C.J. Johnson 43-yd pass f/Allen	

MISCELLANEOUS STATS, cont.

RESULT OF SAN DIEGO STATE TURNOVERS

Opponent	Qtr.	Turnover (Player)	Defender	Led To	Pts.
California	4	Interception (Chapman)	Rambo (INT)	Field Goal	3
	4	Fumble (Chapman)	Rubenzer (FR)	Downs	0
at Northern Illinois	1	Interception (Chapman)	Allen (INT)	Punt	0
at South Alabama	2	Fumble (Chapman)	Wallace (FR)	Interception	0
	4	Fumble (Chapman)	Earl (FR)	Touchdown	7
UNLV	2	Fumble (Chapman)	Valoaga (FF)/Baldwin (FR)	Touchdown	7
San José State	2	Interception (Chapman)	Ginda (INT)	Field Goal	3
Hawai'i	2	Interception (Chapman)	Farris (INT)	Interception	0
at Nevada	4	Fumble (Penny)	Muhammad (FF)/Bertrando (FR)	Interception	0
at Wyoming	3	Fumble (Pumphrey)	Wacha (FR)	Field Goal	3
Colorado State	3	Interception (Chapman)	Hicks (INT)	Touchdown	7
	3	Fumble (Penny)	Colorito (FF)/Foster (FR)	Touchdown	7
at Wyoming	1	Interception (Chapman)	Malauulu (INT)	Touchdown	7
	1	Fumble (Kazee)	Allen (FF)/Team (FR)	Punt	0
	4	Fumble (Washington)	Wilson (FF)/Epps (FR)	Downs	0

RESULT OF OPPONENT TURNOVERS

Opponent	Qtr.	Turnover (Player)	Defender	Led To	Pts.
New Hampshire	4	Interception (Knight)	McGee (INT)	Touchdown	7
California	1	Fumble (Veasy)	Ricks (FF)	Touchdown	7
	2	Interception (Webb)	Lakalaka (INT)	Touchdown	7
	3	Interception (Webb)	Kelly (INT)	Touchdown	7
	4	Interception (Webb)	Kazee (INT)	End of Game	0
at Northern Illinois	1	Interception (Graham)	Kazee (INT)	Touchdown	7
	4	Interception (Graham)	Lomax (INT)	Punt	0
at South Alabama	2	Interception (Garvin)	Babiash (INT)	Field Goal	3
UNLV	1	Interception (Sneed)	Babiash (INT)	Field Goal	3
at Fresno State	1	Interception (Virgil)	Kazee (INT)	Field Goal	3
	2	Interception (Cusick)	Babiash (INT)	End of Half	0
	4	Interception (Virgil)	Kelly (INT)	End of Game	0
at Utah State	3	Fumble (Myers)	Turner (FF)/Baldwin (FR)	Field Goal	3
	4	Interception (Myers)	M. Smith (INT)	Touchdown	7
Hawai'i	2	Interception (Brown)	R. Smith (INT)	Touchdown	7
	2	Interception (Brown)	Lakalaka (INT)	Field Goal	3
	3	Interception (Zwahlen)	Kazee (INT)	Missed Field Goal	0
	4	Interception (Brown)	Kazee (INT)	Touchdown	7
at Nevada	2	Interception (Gangi)	R. Smith (INT)	Touchdown	7
	2	Interception (Gangi)	Baldwin (INT)	Touchdown	6
	4	Interception (Gangi)	Kelly (INT)	Touchdown	7
at Wyoming	2	Interception (Allen)	Baldwin (INT)	Field Goal	3
at Wyoming	1	Interception (Allen)	Kazee (INT)	Fumble	0
	3	Interception (Allen)	Kazee (INT)	Touchdown	7
	4	Fumble (Allen)	Henderson (FF)/Kelley (FR)	Field Goal	3

Opponents' 25 turnovers resulted in 104 San Diego State points.
San Diego State's 15 turnovers resulted in 44 opponent points.

TURNOVER ANALYSIS

	TO	Opp. Pts.	TD/FG	Pts./TO
San Diego State	15	44	5/3	2.93
Opponents	25	104	12/7	4.16

TURNOVERS LOST

Name	TO's Lost	Fum.	Int.	Points	PPT
Christian Chapman	10	4	6	34.00	3.40
Rashaad Penny	2	2	0	7.00	7.00
Donnel Pumphrey	1	1	0	3.00	3.00
Damontae Kazee	1	1	0	0.00	0.00
Juwan Washington	1	1	0	0.00	0.00
TOTALS	15	7	6	44.00	2.93

TO's Lost - turnovers lost, Fum. - fumbles lost, Int. - interceptions thrown, Points - points scored by the opponent after a turnover, PPT - points per turnover scored by the opponent

TURNOVERS GAINED

Name	#TAPO	FF	FR	Int.	Points	^PPT
Damontae Kazee	7	0	0	7	24.00	3.43
Kameron Kelly	3	0	0	3	14.00	4.67
Parker Baldwin	3	0	1	2	10.50	3.50
Derek Babiash	3	0	0	3	6.00	2.00
Ron Smith	2	0	0	2	14.00	14.00
Ronley Lakalaka	2	0	0	2	10.50	5.25
Na'im McGee	2	0	1	1	10.50	5.25
Malik Smith	1	0	0	1	7.00	7.00
Randy Ricks	1	1	0	0	3.50	7.00
Jay Henderson	1	1	0	0	1.50	1.50
Kyle Kelley	1	0	1	0	1.50	1.50
Dakota Turner	1	1	0	0	1.50	1.50
Trey Lomax	1	0	0	1	0.00	0.00
TOTALS	*28	3	3	22	104.00	4.16

#TAPO- turnovers a part of (FF, FR or INT), FF - forced fumbles, FR - fumbles recovered, Int. - interceptions, Points - points scored off an opponent's turnover (note that fumbles forced and fumbles recovered are each awarded half the points for SDSU's score; ex. a touchdown and PAT after a fumble gives each player 3.50 points), ^PPT - points per turnover scored by SDSU, * - Total turnovers equals FR and INT's.

FIRST DOWNS EARNED

Name	Pass	Receive	Rush	Total
Donnel Pumphrey	0	11	86	97
Christian Chapman	86	0	11	97
Rashaad Penny	0	8	44	52
Mikah Holder	0	22	0	22
Juwan Washington	0	2	15	17
David Wells	0	13	0	13
Quest Truxton	0	8	2	10
Eric Judge	0	9	0	9
Nick Bawden	0	9	0	9
Ryan Agnew	2	0	1	3
Kahale Warring	0	2	0	2
Curtis Anderson III	0	1	0	1
Chase Favreau	0	1	0	1
Parker Houston	0	1	0	1
Darryl Richardson	0	1	0	1
TOTALS	88	88	159	335

MISCELLANEOUS STATS, cont.

SAN DIEGO STATE BIG OFFENSIVE PLAYS (20+ YARDS) (73 overall)

Game	Player	Type	Down & Dis.	Yards
New Hampshire - 5	Mikah Holder f/Christian Chapman	Pass	1-10	86
	Mikah Holder f/Christian Chapman	Pass	1-10	35
	Mikah Holder f/Christian Chapman	Pass	1-10	29
	Donnel Pumphrey f/Christian Chapman	Pass	3-9	26
	Donnel Pumphrey	Rush	1-10	20
California - 5	Donnel Pumphrey	Rush	2-2	57
	Donnel Pumphrey	Rush	2-7	33
	Donnel Pumphrey	Rush	2-10	33
	Donnel Pumphrey	Rush	2-6	31
	Rashaad Penny f/Christian Chapman	Pass	1-10	25
at Northern Ill. - 6	Donnel Pumphrey	Rush	2-10	79
	Donnel Pumphrey	Rush	1-10	46
	Mikah Holder f/Christian Chapman	Pass	1-10	33
	Donnel Pumphrey	Rush	3-1	33
	Rashaad Penny f/Christian Chapman	Pass	1-10	27
at S. Alabama - 4	Rashaad Penny	Rush	2-9	27
	Donnel Pumphrey	Rush	1-10	36
	Mikah Holder f/Christian Chapman	Pass	1-10	33
	Donnel Pumphrey	Rush	1-10	25
	Eric Judge f/Christian Chapman	Pass	2-16	27
UNLV - 7	Rashaad Penny f/Christian Chapman	Pass	2-3	41
	Mikah Holder f/Christian Chapman	Pass	1-10	28
	Mikah Holder f/Christian Chapman	Pass	2-7	27
	Rashaad Penny	Rush	1-10	22
	Rashaad Penny	Rush	1-10	21
at Fresno State - 1	Rashaad Penny	Rush	3-10	20
	Quest Truxton f/Christian Chapman	Pass	2-6	20
	Donnel Pumphrey	Rush	2-6	22
	Rashaad Penny	Rush	2-12	73
	Rashaad Penny f/Christian Chapman	Pass	2-9	35
San José State - 6	Rashaad Penny f/Christian Chapman	Pass	1-10	29
	Donnel Pumphrey	Rush	1-10	27
	David Wells f/Christian Chapman	Pass	2-3	24
	Donnel Pumphrey	Rush	1-10	23
	Juwan Washington	Rush	1-10	64
at Utah State - 5	Donnel Pumphrey	Rush	1-10	44
	Juwan Washington	Rush	2-5	39
	Donnel Pumphrey	Rush	2-2	23
	Quest Truxton	Rush	1-10	21
	Rashaad Penny	Rush	1-10	73
Hawai'i - 8	Donnel Pumphrey	Rush	3-2	25
	Juwan Washington f/Christian Chapman	Pass	2-9	24
	Ryan Agnew	Rush	1-10	23
	Quest Truxton	Rush	1-10	23
	Darryl Richardson f/Ryan Agnew	Pass	1-10	21
at Nevada - 7	Donnel Pumphrey	Rush	2-2	20
	Juwan Washington	Rush	2-6	20
	Rashaad Penny	Rush	2-9	72
	Juwan Washington	Rush	2-13	45
	Donnel Pumphrey	Rush	3-12	42
at Wyoming - 8	Donnel Pumphrey	Rush	1-10	40
	Donnel Pumphrey	Rush	3-2	34
	Rashaad Penny	Rush	2-6	31
	Mikah Holder f/Christian Chapman	Pass	3-9	22
	Juwan Washington f/Christian Chapman	Pass	1-10	44
at Wyoming - 8	Rashaad Penny	Rush	1-10	39
	Donnel Pumphrey f/Christian Chapman	Pass	1-10	27
	Quest Truxton f/Christian Chapman	Pass	2-7	27
	David Wells f/Christian Chapman	Pass	2-10	27
	Rashaad Penny	Rush	1-10	24
at Wyoming - 8	Donnel Pumphrey	Rush	3-1	24
	Quest Truxton f/Christian Chapman	Pass	3-10	23

Red indicates TD scored on play

Colorado State - 5	Juwan Washington	Rush	3-6	81
	Mikah Holder f/Christian Chapman	Pass	1-10	37
	Mikah Holder f/Christian Chapman	Pass	3-12	25
	David Wells f/Christian Chapman	Pass	1-10	25
at Wyoming - 6	Mikah Holder f/Christian Chapman	Pass	1-10	25
	Rashaad Penny	Rush	1-10	37
	Mikah Holder f/Christian Chapman	Pass	3-2	30
	Rashaad Penny	Rush	2-5	29
	Mikah Holder f/Christian Chapman	Pass	1-10	26
at Wyoming - 6	Rashaad Penny	Rush	2-21	24
	Donnel Pumphrey	Rush	1-10	23

OPPONENT BIG OFFENSIVE PLAYS (20+ YARDS) (49 overall)

Game	Player	Type	Down & Dis.	Yards
New Hampshire - 1	Adam Riese f/Dalton Crossan	Pass	1-10	23
California - 7	Demetrious Robertson f/Davis Webb	Pass	1-10	59
	Chad Hansen f/Davis Webb	Pass	1-10	49
	Vic Wharton III f/Davis Webb	Pass	3-9	35
	Bug Rivera f/Davis Webb	Pass	1-10	33
at S. Alabama - 4	Chad Hansen f/Davis Webb	Pass	1-10	31
	Vic Enward	Rush	2-5	22
	Raymond Hudson f/Davis Webb	Pass	1-10	21
	Kenny Golladay f/Ryan Graham	Pass	2-5	49
at Northern Ill. - 3	Jordan Huff f/Ryan Graham	Pass	2-10	30
	Ezra Saffold f/Ryan Graham	Pass	3-20	28
	Gerald Everett f/Cole Garvin	Pass	2-7	79
at S. Alabama - 4	Kevin Kutcher f/Cole Garvin	Pass	1-10	37
	Josh Magee f/Cole Garvin	Pass	1-10	31
	Josh Magee f/Cole Garvin	Pass	2-20	20
UNLV - 0	N/A			
at Fresno State - 3	Jamire Jordan f/Chasion Virgil	Pass	2-10	49
	Chasion Virgil	Rush	2-5	28
	KeeSean Johnson f/Chasion Virgil	Pass	3-7	22
San José State - 3	Justin Holmes f/Kenny Potter	Pass	3-13	23
	Tre Hartley f/Kenny Potter	Pass	1-10	22
	Kenny Potter	Rush	3-3	21
at Utah State - 4	Alex Byers f/ Kent Myers	Pass	3-12	43
	Wyatt Houston f/Kent Myers	Pass	3-1	25
	Jaren Colston-Green f/Kent Myers	Pass	4-10	23
Hawai'i - 0	Rayshad Lewis f/Kent Myers	Pass	3-9	22
	N/A			
	at Nevada - 5	Wyatt Demps f/Ty Gangi	Pass	1-10
Victor Gonzalez f/Ty Gangi		Pass	3-9	39
Wyatt Demps f/Ty Gangi		Pass	3-4	35
Brandon Scott f/Ty Gangi		Pass	2-9	25
Jarred Gipson f/Ty Gangi		Pass	2-21	20
at Wyoming - 6	Jake Maulhardt f/Josh Allen	Pass	2-10	45
	Jacob Hollister f/Josh Allen	Pass	3-10	33
	Jake Maulhardt f/Josh Allen	Pass	1-10	30
	C.J. Johnson f/Josh Allen	Pass	3-6	29
	C.J. Johnson f/Josh Allen	Pass	1-10	27
Colorado State - 8	Tanner Gentry f/Josh Allen	Pass	2-4	23
	Izzy Matthews	Rush	2-2	41
	Robert Ruiz f/Nick Stevens	Pass	1-10	35
	Michael Gallup f/Nick Stevens	Pass	1-10	35
	Michael Gallup f/Nick Stevens	Pass	1-10	28
at Wyoming - 5	Detrich Clark f/Nick Stevens	Pass	1-10	27
	Marvin Kinsey	Rush	2-9	27
	Michael Gallup f/Nick Stevens	Pass	1-10	24
	Dalyn Dawkins	Rush	2-2	22
	Brian Hill	Rush	2-19	66
at Wyoming - 5	C.J. Johnson f/Josh Allen	Pass	1-10	43
	Jake Maulhardt f/Josh Allen	Pass	1-10	37
	Tanner Gentry f/Josh Allen	Pass	3-9	33
	Tanner Gentry f/Josh Allen	Pass	1-10	32

SAN DIEGO STATE BIG PLAYS (20+ YARDS)

Name	Total	Rushing	Receiving	20-29	30-39	40-49	50-59	60-69	70-79	80-89	90-99
Donnel Pumphrey	24	22	2	12	6	4	1	0	1	0	0
Rashaad Penny	18	13	5	10	4	1	0	0	3	0	0
Mikah Holder	13	0	13	7	5	0	0	0	0	1	0
Juwan Washington	7	5	2	2	1	2	0	1	0	1	0
Quest Truxton	5	4	1	5	0	0	0	0	0	0	0
David Wells	3	0	3	3	0	0	0	0	0	0	0
Ryan Agnew	1	1	0	1	0	0	0	0	0	0	0
Eric Judge	1	0	1	1	0	0	0	0	0	0	0
Darryl Richardson	1	0	1	1	0	0	0	0	0	0	0
SDSU TOTALS	73	45	28	42	16	7	1	1	4	2	0
OPPONENTS	49	7	42	23	15	8	1	1	1	0	0

MISCELLANEOUS STATS, cont.

SEASON HIGHS

POINTS SCORED

18, Rashaad Penny vs. San José State* (Oct. 21)
 18, Donnel Pumphrey at Northern Illinois (Sept. 17)
 18, Donnel Pumphrey vs. California (Sept. 10)

TOUCHDOWNS SCORED

3, Donnel Pumphrey vs. San José State* (Oct. 21)
 3, Donnel Pumphrey at Northern Illinois (Sept. 17)
 3, Donnel Pumphrey vs. California (Sept. 10)

MOST RUSHING ATTEMPTS

38, Donnel Pumphrey at Fresno State* (Oct. 14)
 32, Donnel Pumphrey at Utah State* (Oct. 28)
 31, Donnel Pumphrey vs. UNLV* (Oct. 8)

MOST RUSHING YARDS

281, Donnel Pumphrey vs. California (Sept. 10)
 223, Donnel Pumphrey at Utah State* (Oct. 28)
 220, Donnel Pumphrey at Fresno State* (Oct. 14)
 220, Donnel Pumphrey at Northern Illinois (Sept. 17)

MOST RUSHING TOUCHDOWNS

3, Rashaad Penny vs. San José State* (Oct. 21)
 3, Donnel Pumphrey at Northern Illinois (Sept. 17)
 3, Donnel Pumphrey vs. California (Sept. 10)

LONGEST RUSH

81, Juwan Washington vs. Colorado State* (Nov. 26)
 79, Donnel Pumphrey at Northern Illinois (Sept. 17)
 73, Rashaad Penny vs. Hawai'i* (Nov. 5)

MOST PASSING ATTEMPTS

26, Christian Chapman at Wyoming* (Nov. 19)
 25, Christian Chapman vs. New Hampshire (Sept. 3)
 23, Christian Chapman vs. California (Sept. 10)

MOST PASSING COMPLETIONS

16, Christian Chapman vs. New Hampshire (Sept. 3)
 15, Christian Chapman at Wyoming* (Nov. 19)
 15, Christian Chapman vs. UNLV* (Oct. 8)

THIRD DOWN EFFICIENCY ANALYSIS

Name	Total	Pct.	1	2	3	4	5	6-10	11+	Longest Converted
SAN DIEGO STATE	67-159	42.14	10-14	13-17	6-12	8-14	3-10	23-63	4-29	3rd and 12 at Nevada vs. Colorado State
OPPONENTS	73-195	37.44	13-16	11-18	5-14	6-12	8-22	24-83	6-30g	3rd and 20 at Northern Illinois

GOAL TO GO

Name	No.	Score	TD	FG	MFG	Downs	TOs	Half	Game	Points^	PPP
SAN DIEGO STATE	22	20	16	4	0	2	0	0	0	114	5.18
OPPONENTS	9	7	7	0	0	1	1	0	0	42	4.67

^ - Does not include PAT; PPP - Points per possession

PUNT ANALYSIS

Name	Punts	Yards	Avg.	TB	Returns	Yards	Avg.	Net Average	Pct. Not Returned	In 20	In 10	In 5	Opp. Territory No.	Yds.	Adj. 50 & Out No.	Adj. 50 & Out Avg.
Tanner Blain	56	2,345	41.86	5	19	175	9.21	36.96	66.07	23	8	3	16	573	40	44.30
TOTALS	56	2,345	41.86	5	19	175	9.21	36.96	66.07	22	8	3	16	573	40	44.30
OPPONENTS	79	3,300	41.77	3	27	255	9.44	37.78	65.82	22	8	0	9	310	70	42.71

Returns - times the opponent returned a punt, Yards - yards for the returned punts, Avg. - yards per returned punt, Pct. Not Returned - percent of the punts that were not returned, In 20 - inside 20, In 10 - inside 10, In 5 - inside 5, Opp. Territory - number and yards of punts inside opponents' territory, Adj. 50 & Out - punt average excluding punts inside opponents' territory.

KICKOFF ANALYSIS

Name	Total	NR	FC	Muf	NA	TB	In 20	In 25	OB	OnS	Squib	Total YL	Return YL	AFP	AFP w/R
John Baron	87	54	0	0	2	30	15	29	1	0	2	2,132	1,268	24.51	23.48
TOTALS	87	54	0	0	2	30	15	29	1	0	2	2,132	1,268	24.51	23.48
OPPONENTS	55	33	5	0	0	16	9	8	1	1	0	1,783	1,191	32.42	36.09

Does not include penalties; NR - no. of returns, FC - fair catch, MUF - muffed, NA - no attempt of a return, TB - touchback, In 20 - inside 20, In 25 - inside 25, OB - out of bounds, OnS - onsides (does not count for AFP or AFP w/R); Squib - squibs, Total YL - opponent total yardline, Return YL - opponent total yardline on returns, AFP - average field position on kickoffs, AFP/R - average field position on returned kickoffs.

MOST PASSING YARDS

283, Christian Chapman vs. New Hampshire (Sept. 3)
 215, Christian Chapman vs. UNLV* (Oct. 8)
 211, Christian Chapman at Wyoming* (Oct. 21)

MOST PASSING TOUCHDOWNS

3, Christian Chapman vs. Hawai'i (Nov. 5)
 3, Christian Chapman at Northern Illinois (Sept. 17)
 2, Christian Chapman, four times, last: vs. Colorado State* (Nov. 26)

LONGEST PASS

86, Christian Chapman vs. New Hampshire (Sept. 3)
 44, Christian Chapman at Wyoming* (Nov. 19)
 41, Christian Chapman vs. UNLV (Oct. 8)

MOST RECEPTIONS

7, Donnel Pumphrey vs. UNLV* (Oct. 8)
 5, Donnel Pumphrey at Wyoming* (Nov. 19)
 5, David Wells vs. San José State* (Oct. 21)
 5, Eric Judge vs. New Hampshire (Sept. 3)

MOST RECEIVING YARDS

160, Mikah Holder vs. New Hampshire (Sept. 3)
 87, Mikah Holder vs. Colorado State* (Nov. 26)
 68, Mikah Holder vs. UNLV* (Oct. 8)

MOST RECEIVING TOUCHDOWNS

2, Mikah Holder vs. New Hampshire (Sept. 3)
 1, 17 times, Last: Mikah Holder vs. Colorado State* (Nov. 26)

LONGEST RECEPTION

86, Mikah Holder vs. New Hampshire (Sept. 3)
 44, Juwan Washington at Wyoming* (Nov. 19)
 41, Rashaad Penny vs. UNLV* (Oct. 8)

MOST FIELD GOALS

4, John Baron at Utah State* (Oct. 28)
 2, John Baron, five times, last: at Wyoming (Dec. 3)

LONGEST FIELD GOAL

50, John Baron vs. UNLV* (Oct. 8)
 48, John Baron vs. UNLV* (Oct. 8)
 47, John Baron at Fresno State* (Oct. 14)

MOST PUNTS

8, Tanner Blain vs. New Hampshire (Sept. 3)
 6, Tanner Blain at Wyoming (Dec. 3)
 5, Tanner Blain, four times, last at Wyoming* (Nov. 19)

HIGHEST PUNTING AVERAGE

51.0, Tanner Blain vs. Hawai'i* (Nov. 5)
 48.2, Tanner Blain at Wyoming* (Nov. 19)
 46.4, Tanner Blain at South Alabama (Oct. 1)

LONGEST PUNT

75, Tanner Blain at Wyoming (Dec. 3)
 60, Tanner Blain at Wyoming* (Nov. 19)
 57, Tanner Blain at Fresno State* (Oct. 14)

LONGEST PUNT RETURN

41, Quest Truxton vs. Hawai'i* (Nov. 5)
 33, Quest Truxton vs. Hawai'i* (Nov. 5)
 32, Quest Truxton at South Alabama (Oct. 1)

MOST PUNT RETURN YARDS

73, Quest Truxton vs. Hawai'i* (Nov. 5)
 46, Quest Truxton vs. California (Sept. 10)
 44, Quest Truxton vs. UNLV* (Oct. 8)

LONGEST KICKOFF RETURN

100, Rashaad Penny vs. California (Sept. 10)
 93, Rashaad Penny at Wyoming* (Nov. 19)
 92, Juwan Washington at Wyoming* (Nov. 19)

MOST KICKOFF RETURN YARDS

113, Rashaad Penny at Wyoming (Dec. 3)
 113, Rashaad Penny vs. Colorado State* (Nov. 26)
 100, Rashaad Penny vs. California (Sept. 10)
 100, Juwan Washington at Wyoming* (Nov. 19)

MOST ALL-PURPOSE YARDS

310, Donnel Pumphrey vs. California (Sept. 10)
 243, Rashaad Penny at Wyoming (Dec. 3)
 229, Donnel Pumphrey at Utah State* (Oct. 28)

MOST TACKLES

14, Calvin Munson vs. California (Sept. 10)
 12, Ronley Lakalaka at Wyoming* (Nov. 19)
 11, Calvin Munson at Wyoming* (Nov. 19)
 11, Parker Baldwin at Wyoming* (Nov. 19)
 11, Calvin Munson vs. New Hampshire (Sept. 3)

MOST SACKS

2.0, Kyle Kelley at Wyoming (Dec. 3)
 2.0, Austin Wyatt-Thayer vs. San José State* (Oct. 21)
 2.0, Alex Barrett vs. New Hampshire (Sept. 3)

MOST TACKLES FOR LOSS

2.0, five times, last: Kyle Kelley at Wyoming (Dec. 3)

MOST INTERCEPTIONS

2, Damontae Kazee at Wyoming (Dec. 3)
 2, Damontae Kazee vs. Hawai'i (Nov. 5)
 1, 18 times, last Parker Baldwin at Wyoming* (Nov. 19)

LONGEST INTERCEPTION RETURN

54, Damontae Kazee vs. Hawai'i* (Nov. 5)
 30, Damontae Kazee vs. Hawai'i* (Nov. 5)
 28, Malik Smith at Utah State* (Oct. 28)

Red indicates TD scored on play

LAST TIME IT HAPPENED

<u>TEAM</u>	<u>San Diego State</u>	<u>Opponent</u>
Scored, 60 or More Points	Nov. 3, 1990 vs. Utah (66)	Nov. 26, 2016 vs. Colorado State* (63)
Scored, 50 or More Points	Nov. 5, 2016 vs. Hawai'i* (55)	Nov. 26, 2016 vs. Colorado State* (63)
Scored, 40 or More Points	Nov. 12, 2016 at Nevada* (46)	Nov. 26, 2016 vs. Colorado State* (63)
Total Offense, 600 Yards or More	Nov. 12, 2016 at Nevada* (620)	Sept. 10, 2016 vs. California (604)
Total Offense, 500 Yards or More	Nov. 12, 2016 at Nevada* (620)	Nov. 26, 2016 vs. Colorado State* (507)
Total Offense, 400 Yards or More	Nov. 12, 2016 at Nevada* (620)	Nov. 26, 2016 vs. Colorado State* (507)
Total Offense, 85 or More Plays	Oct. 26, 2013 vs. No. 15 Fresno State* (87)	Sept. 10, 2016 vs. California (94)
Total Offense, 75 or More Plays	Sept. 12, 2015 at California (75)	Nov. 19, 2016 at Wyoming* (84)
30 or More First Downs	Nov. 27, 2010 vs. UNLV* (30)	Sept. 10, 2016 vs. California (30)
25 or More First Downs	Nov. 12, 2016 at Nevada* (25)	Nov. 19, 2016 at Wyoming* (29)
Two-Point Conversion	Oct. 1, 2016 at South Alabama	Nov. 12, 2011 at Colorado State*
Rushing, 400 Yards or More	Nov. 12, 2016 at Nevada* (474)	Sept. 10, 2011 vs. Army (403)
Rushing, 300 Yards or More	Nov. 12, 2016 at Nevada* (474)	Dec. 5, 2015 vs. Air Force* (305)
Rushing, 70 or More Attempts	Nov. 17, 1979 vs. Texas-El Paso (71)	Sept. 10, 2011 vs. Army (77)
Rushing, 60 or More Attempts	Oct. 14, 2016 at Fresno State* (61)	Nov. 10, 2012 vs. Air Force* (68)
Rushing, 50 or More Attempts	Dec. 3, 2016 at Wyoming (53)	Nov. 19, 2016 at Wyoming* (53)
Rushing, 7 or More Touchdowns	Sept. 14, 1991 vs. Pacific (7)	
Rushing, 6 or More Touchdowns	Oct. 5, 1991 at Hawai'i (6)	
Rushing, 5 or More Touchdowns	Oct. 21, 2016 vs. San José State* (5)	
Rushing, 4 or More Touchdowns	Nov. 12, 2016 at Nevada* (4)	
Passing, 500 Yards or More	Nov. 20, 2010 vs. No. 25 Utah* (528)	Sept. 10, 2016 vs. California (522)
Passing, 400 Yards or More	Dec. 17, 2011 vs. La.-Lafayette (413)	Sept. 10, 2016 vs. California (522)
Passing, 300 Yards or More	Nov. 21, 2014 vs. Air Force* (326)	Sept. 10, 2016 vs. California (522)
Passing, 50 or More Attempts	Aug. 31, 2013 vs. Eastern Illinois (64)	Sept. 10, 2016 vs. California (72)
Passing, 40 or More Attempts	Nov. 30, 2013 at UNLV* (46)	Nov. 5, 2016 vs. Hawai'i* (45)
Passing, 30 or More Attempts	Nov. 21, 2014 vs. Air Force* (31)	Nov. 12, 2016 at Nevada* (37)
Passing, 30 or More Completions	Nov. 19, 2011 vs. No. 10 Boise State* (30)	Sept. 10, 2016 vs. California (41)
Passing, 25 or More Completions	Aug. 31, 2013 vs. Eastern Illinois (27)	Nov. 5, 2016 vs. Hawai'i* (25)
Passing, 20 or More Completions	Nov. 1, 2014 at Nevada* (21)	Nov. 5, 2016 vs. Hawai'i* (25)
Passing, 6 or More Touchdowns	Oct. 24, 2009 at Colorado State* (6)	
Passing, 5 or More Touchdowns	Oct. 24, 2009 at Colorado State* (6)	Nov. 26, 2016 vs. Colorado State* (5)
Shut Out	Nov. 5, 2016 vs. Hawai'i* (W, 55-0)	Nov. 18, 2006 at TCU* (L, 0-52)
Shut Out Through 3 Quarters	Nov. 5, 2016 vs. Hawai'i* (W, 55-0)	Nov. 21, 2009 at No. 23 Utah* (L, 7-38)
Shut Out Through Halftime	Nov. 5, 2016 vs. Hawai'i* (W, 55-0)	Sept. 7, 2013 at No. 3 Ohio State (L, 7-42)
Shut Out Through 1 Quarter	Nov. 5, 2016 vs. Hawai'i* (W, 55-0)	Dec. 5, 2015 vs. Air Force (W, 27-24)
Recorded a Safety	Oct. 4, 2013 vs. Nevada* (W, 51-44 (ot))	Aug. 30, 2008 vs. Cal Poly (L, 27-29)
Allowed No Offensive Touchdowns	Nov. 5, 2016 vs. Hawai'i* (W, 55-0)	Dec. 20, 2012 vs. Brigham Young (L, 6-23)
Allowed 200 Yards or Less Total Offense	Oct. 8, 2016 vs. UNLV* (122)	Oct. 11, 2008 vs. Air Force* (165)
Allowed 100 Yards or Less Total Offense	Oct. 3, 2015 vs. Fresno State* (89)	Oct. 4, 2008 at TCU* (85)
Allowed 50 Yards or Less Rushing	Nov. 5, 2016 vs. Hawai'i* (48)	Nov. 13, 2010 at No. 3 TCU* (38)
Allowed 100 Yards or Less Rushing	Dec. 3, 2016 at Wyoming (95)	Nov. 30, 2013 at UNLV* (88)
Allowed 100 Yards or Less Passing	Oct. 8, 2016 vs. UNLV* (9)	Nov. 5, 2016 vs. Hawai'i* (97)
Allowed 10 First Downs or Fewer	Oct. 14, 2016 at Fresno State* (10)	Nov. 13, 2010 at No. 3/3 TCU* (7)

LAST TIME IT HAPPENED, cont.

<u>TEAM</u>	<u>San Diego State</u>	<u>Opponent</u>
Did Not Commit a Turnover	Oct. 14, 2016 at Fresno State* (0)	Nov. 26, 2016 vs. Colorado State* (0)
Recorded 6 or More Turnovers	Sept. 5, 2015 vs. San Diego (6)	
Recorded 5 or More Turnovers	Sept. 5, 2015 vs. San Diego (6)	
Intercepted 5 or More Passes	Sept. 5, 2015 vs. San Diego (5)	
Intercepted 4 or More Passes	Nov. 5, 2016 vs. Hawai'i* (4)	
Intercepted 3 or More Passes	Nov. 12, 2016 at Nevada* (3)	Sept. 6, 2014 at No. 21 North Carolina (3)
Recovered 4 Fumbles	Dec. 23, 2014 vs. Navy (4)	Nov. 16, 2013 at Hawai'i* (4)
Recovered 3 Fumbles	Oct. 23, 2015 vs. Utah State* (3)	Sept. 26, 2015 at Penn State (3)
Scored a Defensive Touchdown	Nov. 5, 2016 vs. Hawai'i* (interception return)	Oct. 8, 2016 vs. UNLV* (fumble return)
Recorded 10 or More Tackles For Loss	Nov. 21, 2015 at UNLV* (12)	
Recorded 5 or More Sacks	Oct. 21, 2016 vs. San José State* (5)	Sept. 29, 2012 at Fresno State* (5)
No Penalties	Oct. 13, 2012 vs. Colorado State*	Oct. 8, 2016 vs. UNLV*
Time of Possession, 35 plus minutes	Oct. 28, 2016 vs. Utah State* (36:45)	Nov. 19, 2016 at Wyoming* (36:43)

INDIVIDUAL

RUSHING

Rushing, 300 Yards or More	300, by Marshall Faulk vs. Hawai'i,* W - 52-28, Nov. 14, 1992
Rushing, 250 Yards or More	281, by Donnel Pumphrey vs. California, W - 45-40, Sept. 10, 2016
Rushing, 200 Yards or More	208, by Rashaad Penny at Nevada*, W - 46-16, Nov. 12, 2016
Rushing, 150 Yards or More	208, by Rashaad Penny and 198, by Donnel Pumphrey at Nevada*, W - 46-16, Nov. 12, 2016
Rushing, 100 Yards or More	117, by Rashaad Penny and 110, by Donnel Pumphrey at Wyoming, W - 27-24, Dec. 3, 2016
Had two 100-yard rushers	117, by Rashaad Penny and 110, by Donnel Pumphrey at Wyoming, W - 27-24, Dec. 3, 2016
Rushing, 40 Times or More	40, by Lynell Hamilton vs. Wyoming*, W - 25-20, Oct. 25, 2003
Rushing, 35 Times or More	38, by Donnel Pumphrey at Fresno State*, W - 17-3, Oct. 14, 2016
Rushing, 30 Times or More	32, by Donnel Pumphrey at Utah State*, W - 40-13, Oct. 28, 2016
Rushing, 25 Times Or More	25, by Donnel Pumphrey at Wyoming, W - 27-24, Dec. 3, 2016
Rushing, 4 Touchdowns or More	4, by Donnel Pumphrey vs. UNLV*, W - 34-17, Sept. 27, 2014
Rushing, 3 Touchdowns or More	3, by Rashaad Penny vs. San José State*, W - 42-3, Oct. 21, 2016
Rushing, 2 Touchdowns or More	2, by Rashaad Penny at Wyoming, W - 27-24, Dec. 3, 2016
Had a run of 80 yards or more	81, by Juwan Washington vs. Colorado State*, L - 31-63, Nov. 26, 2016
Had a run of 70 yards or more	81, by Juwan Washington vs. Colorado State*, L - 31-63, Nov. 26, 2016
Had a run of 60 yards or more	81, by Juwan Washington vs. Colorado State*, L - 31-63, Nov. 26, 2016
Had a run of 50 yards or more	81, by Juwan Washington vs. Colorado State*, L - 31-63, Nov. 26, 2016

Passing, 500 Yards or More	528, by Ryan Lindley vs. No. 25 Utah*, L - 34-38, Nov. 20, 2010
Passing, 400 Yards or More	413, by Ryan Lindley vs. Louisiana-Lafayette, L - 30-32, Dec. 17, 2011
Passing, 300 Yards or More	326, by Quinn Kaehler vs. Air Force*, W - 30-14, Nov. 21, 2014
Attempted 50 or more passes	63, by Adam Dingwell vs. Eastern Illinois, L - 19-40, Aug. 31, 2013
Attempted 40 or more passes	46, by Quinn Kaehler at UNLV*, L - 19-45, Nov. 30, 2013
Attempted 30 or more passes	30, by Quinn Kaehler vs. Air Force*, W - 30-14, Nov. 21, 2014
Completed 40 or more passes	40, by Todd Santos vs. Stanford, L - 40-44, Oct. 17, 1987
Completed 35 or more passes	36, by Ryan Lindley vs. No. 25 Utah*, L - 34-38, Nov. 20, 2010
Completed 30 or more passes	30, by Ryan Lindley vs. No. 10 Boise State*, L - 35-52, Nov. 19, 2011
Threw six touchdown passes	6, by Ryan Lindley at Colorado State*, W - 42-28, Oct. 24, 2009
Threw five touchdown passes	6, by Ryan Lindley at Colorado State*, W - 42-28, Oct. 24, 2009
Threw four touchdown passes	4, by Ryan Lindley vs. Cal Poly, W - 49-21, Sept. 3, 2011
Threw three touchdown passes	3, by Christian Chapman vs. Hawai'i*, W - 55-0, Nov. 5, 2016
Completed a pass of 80 yards or more	86, by Christian Chapman to Mikah Holder vs. New Hampshire, W - 31-0, Sept. 3, 2016
Completed a pass of 70 yards or more	86, by Christian Chapman to Mikah Holder vs. New Hampshire, W - 31-0, Sept. 3, 2016
Completed a pass of 60 yards or more	86, by Christian Chapman to Mikah Holder vs. New Hampshire, W - 31-0, Sept. 3, 2016
Completed a pass of 50 yards or more	86, by Christian Chapman to Mikah Holder vs. New Hampshire, W - 31-0, Sept. 3, 2016

LAST TIME IT HAPPENED, cont.

INDIVIDUAL

RECEIVING

Caught 15 or more passes

Caught 10 or more passes

Had 200 or more yards receiving

Had 150 or more yards receiving

Had 100 or more yards receiving

Had two 100-yard receivers

Caught three or more TDs

Caught two or more TDs

15, by DeMarco Sampson at Colorado State*, W - 42-28, Oct. 24, 2009

10, by Ezell Ruffin vs. No. 15 Fresno State*, L - 28-35 (ot), Oct. 26, 2013

257, by DeMarco Sampson at Colorado State*, W - 42-28, Oct. 24, 2009

160, by Mikah Holder vs. New Hampshire, W - 31-0, Sept. 3, 2016

160, by Mikah Holder vs. New Hampshire, W - 31-0, Sept. 3, 2016

125, by Gavin Escobar and 102, by Colin Lockett vs. Fresno State, W - 35-28, Dec. 3, 2011

3, by Colin Lockett vs. Louisiana-Lafayette, L - 30-32, Dec. 17, 2011

2, by Mikah Holder vs. New Hampshire, W - 31-0, Sept. 3, 2016

TOTAL OFFENSE

Had 500 or more yards total offense

Had 400 or more yards total offense

Had 100 yards both passing and rushing

518, by Ryan Lindley vs. No. 25 Utah, L - 34-38, Nov. 20, 2010

419, by Ryan Lindley vs. Louisiana-Lafayette, L - 30-32, Dec. 17, 2011

229 (passing), 101 (rushing), by Kevin O'Connell at Brigham Young*, L - 16-49, Nov. 6, 2004

SCORING

Accounted for five or more TDs

Accounted for four or more TDs

Accounted for three or more TDs

5, by Ryan Katz vs. Hawai'i*, W - 52-14, Oct. 6, 2012

4, by Donnel Pumphrey vs. UNLV*, W - 34-17, Sept. 27, 2014

3, by Christian Chapman vs. Hawai'i*, W - 55-0, Nov. 5, 2016

RETURNS

Returned a fumble for a touchdown

Returned an interception for a touchdown

Returned a kickoff for a touchdown

Returned a punt for a touchdown

Returned a two-point conversion

Returned a blocked punt for a touchdown

Returned a blocked field goal for a touchdown

52, by Everett Beed vs. Air Force*, W - 28-9, Nov. 10, 2012

54, by Damontae Kazee, and 14, by Ron Smith vs. Hawai'i*, W - 55-0, Nov. 5, 2016

93, by Rashaad Penny, and 92, by Juwan Washington at Wyoming*, L - 33-34, Nov. 19, 2016

66, by Damontae Kazee vs. UNLV, W - 38-7, Nov. 21, 2015

by David Lamar at New Mexico State, W - 26-16, Sept. 28, 2013

by Freddy Keiaho vs. New Mexico*, L - 24-47, Oct. 22, 2005

Has not happened since start of 2003 season

DEFENSE

Intercepted three or more passes

Intercepted two or more passes

Recovered three or more fumbles

Recovered two or more fumbles

Recorded 15 or more tackles

Recorded 10 or more tackles

Recorded three or more quarterback sacks

Recorded two quarterback sacks

Recorded four tackles for loss

Recorded three tackles for loss

3, by Damontae Kazee vs. San Diego, W - 37-3, Sept. 5, 2015

2, by Damontae Kazee vs. Hawai'i*, W - 55-0, Nov. 5, 2016

Never

2, by Kirk Morrison at New Mexico*, L - 8-15, Nov. 9, 2002

15, by Nat Berhe at Nevada*, W - 39-38 (ot), Oct. 20, 2012

12, by Ronley Lakalaka at Wyoming*, L - 33-34, Nov. 19, 2016

3.5, by Kyle Kelley vs. Cincinnati, W - 42-7, Dec. 24, 2015

2.0, by Austin Wyatt-Thayer vs. San José State*, W - 42-3, Oct. 21, 2016

4.0, by Calvin Munson at San José State* - W, 30-7, Oct. 17, 2015

3.5, by Kyle Kelley vs. Cincinnati, W - 42-7, Dec. 24, 2015

SPECIAL TEAMS

Scored 15 or more points kicking

Scored 10 or more points kicking

Kicked five or more field goals

Kicked four or more field goals

Kicked three or more field goals

Kicked two field goals of 50 or more yards

Kicked a 50-yard field goal

Kicked a punt 70 or more yards

Kicked a punt 60 or more yards

Punted nine or more times

Totaled 100 or more kick return yards

Totaled 100 or more punt return yards

Blocked a punt

Blocked a field goal

Blocked a PAT

16, by John Baron at Utah State*, - W, 40-13, Oct. 26, 2016

10, by John Baron at Nevada*, - W, 46-16, Nov. 12, 2016

Never

4, by John Baron at Utah State*, - W, 40-13, Oct. 26, 2016

4, by John Baron at Utah State*, - W, 40-13, Oct. 26, 2016

51 and 50, by Chris O'Brien vs. New Mexico, W - 37-31, Nov. 17, 1984

50, by John Baron vs. UNLV*, W - 26-7, Oct. 8, 2016

89, by Brian Stahovich at Wyoming*, W - 48-38, Oct. 30, 2010

60, by Tanner Blain at Wyoming*, L - 33-34, Nov. 19, 2016

9, by Tanner Blain at Hawai'i*, W - 28-14, Oct. 10, 2015

113, by Rashaad Penny vs. Colorado State*, L - 31-63, Nov. 26, 2016

106, by Lloyd Mills vs. South Alabama, L - 27-34 (ot), Sept. 19, 2015

by Kameron Kelly vs. UNLV*, W - 34-17, Sept. 27, 2014

by Kyle Kelley at Penn State, L - 21-37, Sept. 26, 2015

by Sam Meredith at New Mexico State, W - 26-16, Sept. 28, 2013

AZTEC BOWL HISTORY

All-Time Bowl Appearances

14 Appearances - 7 Wins, 7 Losses || Division I Era: 10 Appearances - 4 Wins, 6 Losses

Season	Bowl	Date	Opponent	Result	SDSU MVP*
1947	Harbor Bowl	1/1/48	Hardin-Simmons	L, 0-53	
1951	Pineapple Bowl	1/1/52	Hawai'i	W, 34-13	
1966	Camellia Bowl	12/10/66	Montana State	W, 28-7	
1967	Camellia Bowl	12/9/67	San Francisco State	W, 27-6	
1969	Pasadena Bowl	12/6/69	Boston Univ.	W, 28-7	
1986	Holiday Bowl	12/30/86	Iowa	L, 38-39	
1991	Freedom Bowl	12/30/91	Tulsa	L, 17-28	
1998	Las Vegas Bowl	12/19/98	North Carolina	L, 13-20	none
2010	SDCCU Poinsettia Bowl	12/23/10	Navy	W, 35-14	Hillman (o)/Preston (d)
2011	R+L New Orleans Bowl	12/17/11	Louisiana	L, 30-32	none
2012	SDCCU Poinsettia Bowl	12/20/12	Brigham Young	L, 6-23	none
2013	Famous Idaho Potato Bowl	12/21/13	Buffalo	W, 49-24	Adam Muema
2014	SDCCU Poinsettia Bowl	12/23/14	Navy	L, 16-17	none
2015	Hawai'i Bowl	12/24/15	Cincinnati	W, 42-7	Dakota Gordon

* - As announced by the bowl game (if applicable)

Team Records

Points - 49 vs. Buffalo, 2013 Famous Idaho Potato Bowl

First Downs - 29 vs. Louisiana, 2011 New Orleans Bowl

Rushing Attempts - 55 vs. San Francisco State, 1967 Camellia Bowl

Rushing Yards - 279 vs. Navy, 2010 Poinsettia Bowl

Pass Attempts - 49 vs. Louisiana, 2011 New Orleans Bowl

Pass Completions - 28 vs. Louisiana, 2011 New Orleans Bowl

Total Offense - 555 vs. Navy, 2010 Poinsettia Bowl

Penalty Yards - 166 (21 penalties) vs. San Francisco State., 1967 Camellia Bowl

3rd Down Conversion Pct. - .700 (7-for-10) vs. Navy, 2010 Poinsettia Bowl

Quarterback Sacks By - 5 vs. Iowa, 1986 Holiday Bowl

Individual Records

Rushing Yards - 229 by Adam Muema (28 carries) vs. Buffalo, 2013 Famous Idaho Potato Bowl

Passing Yards - 413 by Ryan Lindley vs. La.-Lafayette, 2011 New Orleans Bowl

Made Field Goals - 3 by Donny Hageman vs. Navy, 2014 Poinsettia Bowl

Tackles - 12 by Damon Pieri vs. Tulsa, 1991 Freedom Bowl

1948 Harbor Bowl

HARDIN-SIMMONS 53, SAN DIEGO STATE 0

Jan. 1, 1948 ▶ Balboa Stadium ▶ Att: 12,000

SAN DIEGO -- Hardin-Simmons blanked San Diego State, 53-0, before 12,000 in the 1948 Harbor Bowl at Balboa Stadium.

The loss snapped the Aztecs' five-game unbeaten streak, as the Cowboys controlled the ball for the majority of the game, outgaining SDSU, 470-66, on the ground.

San Diego State still finished its bowl season with a 7-3-1 record and the Aztecs' seven wins tied the 1937 and 1924 teams for most in school history.

Score by Quarter	1	2	3	4	F
Hardin-Simmons	14	13	14	12	53
San Diego State	0	0	0	0	0

Team Statistics	SDSU	HS
First Downs	11	11
Rushing (Net Yds)	66	470
Passing (Comp.-Att.-Int-Yds)	5-20-1-60	3-5-0-75
Total Net Yardage	126	545

1952 Pineapple Bowl

SAN DIEGO STATE 34, HAWAI'I 13

Jan. 1, 1952 ▶ Honolulu Stadium

HONOLULU -- Despite the heat and humidity that slowed down a potent San Diego State offense in the first half of the 1952 Pineapple Bowl, the Aztecs pulled away in the second half to take a 34-13 victory over Hawai'i.

After a 14-6 SDSU lead at the half, the Aztecs took advantage of cooler temperatures in the second half with three quick touchdowns by Art Preston, Preston Robinson and Don Jurk.

It would be all the offense they would need as the SDSU defense stopped UH's running back Jimmy Asato and their dangerous single-wing attack.

Most of the Aztecs suffered from a bout of food poisoning following the game, but recovered in time for the flight back to the mainland.

1966 Camellia Bowl

SAN DIEGO STATE 28, MONTANA STATE 7

Dec. 10, 1966 ▶ Hughes Stadium ▶ Att: 15,740

SACRAMENTO, Calif. -- Don Horn completed 23-of-38 passes for 343 yards and four touchdowns to lead San Diego State to a 28-7 win over Montana State in the 1966 Camellia Bowl.

Horn had touchdown passes of 22, 50, 32 and 12 yards.

Tom Nettles led the Aztecs with eight catches for 95 yards and a TD. Craig Scoggins had five receptions for 99 yards and Haven Moses caught five passes for 56 yards and two scores. Robert Jones had the other TD for SDSU on a 50-yard reception.

Score by Quarter	1	2	3	4	F
San Diego State	14	7	7	0	28
Montana State	0	0	0	7	7

Team Statistics	SDSU	MSU
First Downs	21	12
Rushing (Att-Net Yds)	28-112	41-115
Passing (Comp.-Att.-Int-Yds)	23-40-1-343	13-19-0-117
Total Offensive Plays	68	60
Total Net Yardage	455	232

1967 Camellia Bowl

SDSU 27, SAN FRANCISCO STATE 6

Dec. 9, 1967 ▶ Hughes Stadium ▶ Att: 15,740

SACRAMENTO, Calif. -- The San Diego State defense limited San Francisco State to minus 11 rushing yards and forced eight Gator turnovers en route to a 27-6 victory over San Francisco State at the Camellia Bowl.

Jim Crossley's interception return for a touchdown was the only score of the first half as the Aztecs went into intermission with a 7-0 lead. The interception was one of six SDSU had in the game.

Tom Nettles made it a 14-0 lead for the Aztecs just 2:17 into the second half when he caught a 32-yard TD pass from Joseph Turpen. Two TD runs of one and two yards by Ted Washington gave SDSU all the points it would need down the stretch.

Washington led a balanced Aztec ground game with 94 yards on 23 carries, while Turpen contributed 74 yards on 10 carries and Daniel Laskowski added 61 rushing yards. Turpen also completed 10-of-16 passes for 118 yards and the 32-yard touchdown score to Nettles.

Score by Quarter	1	2	3	4	F
San Diego State	0	7	14	6	27
San Francisco State	0	0	0	6	6

Team Statistics	SDSU	SFSU
First Downs	18	22
Rushing (Att-Net Yds)	55-249	22-(-11)
Passing (Comp.-Att.-Int-Yds)	11-22-1-122	28-60-6-267
Total Offensive Plays	77	82
Total Net Yardage	371	256

1969 Pasadena Bowl

SAN DIEGO STATE 28, BOSTON UNIV. 7




Dec. 6, 1969 ▶ Rose Bowl ▶ Att: 41,276

PASADENA, Calif. -- San Diego State spotted Boston University an early touchdown before scoring the final 28 points to earn a 28-7 triumph over the Terriers at the Rose Bowl in Pasadena. It was the third bowl win for the Aztecs in four years.

John Featherstone had touchdown catches of 34 and 57 yards for the SDSU offense, which outgained Boston, 485-167, including a 294-57 advantage through the air.

Dennis Shaw completed 16-of-29 passes for 219 yards and one score, and rushed for another 59 yards on eight carries. Del Pifer led the Aztecs with 60 yards rushing, while Galen Pavelko had two interceptions on defense.

Score by Quarter	1	2	3	4	F
San Diego State	0	14	7	7	28
Boston University	7	0	0	0	7



AZTEC BOWL HISTORY (continued)

Team Statistics	SDSU	BU
First Downs	24	12
Rushing (Att-Net Yds)	50-191	46-110
Passing (Comp.-Att.-Int-Yds)	28-32-3-294	7-17-3-57
Total Offensive Plays	82	63
Total Net Yardage	485	167

■ 1986 Holiday Bowl

IOWA 39, SAN DIEGO STATE 38

Dec. 30, 1986 ▶ Jack Murphy Stadium ▶ Att: 59,478

SAN DIEGO -- Rob Houghtlin hit a field goal as time expired to lift Iowa to a 39-38 victory over San Diego State in the Holiday Bowl before the largest crowd (59,478) ever to watch an Aztec football game at that time.


Rick Bayless led the Hawkeyes, who were down 28-13 with 7:52 left in the third quarter, with 110 yards and one touchdown on 19 carries.

After two Iowa touchdowns in the fourth quarter, SDSU's Kevin Rahill nailed a 21-yard field goal to give the Aztecs a 38-36 lead with only 47 seconds remaining. However, the Hawkeyes marched down to the Aztec 24-yard-line and Houghtlin made the game-winning kick for Iowa.

Todd Santos completed 21-of-33 passes for 298 yards and three touchdowns to lead the SDSU offense. Corey Gilmore caught nine passes for 70 yards and ran for 35 more, including a 1-yard touchdown run in the third quarter.

Score by Quarter	1	2	3	4	F
Iowa	7	6	8	18	39
San Diego State	6	15	7	10	38

Team Statistics	SDSU	UI
First Downs	17	21
Rushing (Att-Net Yds)	36-117	41-141
Passing (Comp.-Att.-Int-Yds)	21-33-2-298	15-29-1-222
Total Offensive Plays	69	70
Total Net Yardage	415	363



■ 1991 Freedom Bowl

TULSA 28, SAN DIEGO STATE 17

Dec. 30, 1991 ▶ Anaheim Stadium ▶ Att: 34,217

ANAHEIM, Calif. -- Ron Jackson rushed for 211 yards and a Freedom Bowl-record four touchdowns on 46 carries to lead Tulsa to a 28-17 victory over San Diego State at Anaheim Stadium.


Freshman All-American Marshall Faulk rushed for 157 yards on 30 carries, including a 2-yard touchdown run with 5:23 remaining in the first quarter to give the Aztecs an early 7-0 lead.

After two Tulsa scores, SDSU QB David Lowery capped a 10-play, 65-yard drive with a 4-yard touchdown run to tie the game at 14 at the half.

The Hurricane defense limited the Aztecs to just 83 total yards and a 26-yard field goal by Andy Trakas in the second half, before Jackson's 4-yard TD run with 3:59 remaining sealed the victory for Tulsa.

Score by Quarter	1	2	3	4	F
Tulsa	7	7	7	7	28
San Diego State	7	7	0	3	17

Team Statistics	SDSU	UT
First Downs	21	23
Rushing (Att-Net Yds)	38-189	58-256
Passing (Comp.-Att.-Int-Yds)	19-37-0-164	9-17-0-122
Total Offensive Plays	75	75
Total Net Yardage	353	378



■ 1998 Las Vegas Bowl

NORTH CAROLINA 20, SAN DIEGO STATE 13

Dec. 19, 1998 ▶ Sam Boyd Stadium ▶ Att: 21,429

LAS VEGAS -- Freshman quarterback Ronald Curry ran for a 48-yard touchdown in the first quarter and linebacker Keith Newman intercepted a Brian Russell pass at the goal line in the final minute as North Carolina held on for a 20-13 victory over San Diego State in the Las Vegas Bowl.

After a 60-yard TD run by SDSU's Lonny Mitchell, UNC rattled off 20 straight points before Nate Tandberg's 32-yard field goal with 2:16



left in the first half brought the Aztecs to within 20-10.

With 9:49 to play in the game, SDSU took control on their own 6-yard line and began a march that covered 75 yards in 13 plays, culminating with a 38-yard field goal by Tanberg with 3:51 left.

The Aztecs got the ball back when Joe Tuipala recovered a fumble on the UNC 23. Two plays later, Russell hooked up with Damon Gouridine on a 13-yard gain to the 10. After an incompleteness in the left corner of the end zone, SDSU saw its hopes end moments later when Russell's pass over the middle was tipped by Brandon Spoon and picked off by Newman.

With the wind blowing at nearly 50 miles per hour, the Aztecs limited the Tar Heels to 33 yards passing for the game and held a 20-8 advantage in first downs, while controlling the time of possession, 33:47-26:13.

Score by Quarter	1	2	3	4	F
North Carolina	12	8	0	0	20
San Diego State	7	3	0	3	13

Team Statistics	SDSU	UNC
First Downs	20	8
Rushing (Att-Net Yds)	49-193	37-163
Passing (Comp.-Att.-Int-Yds)	11-23-1-102	4-13-0-33
Total Offensive Plays	72	50
Total Net Yardage	295	196

■ 2010 Poinsettia Bowl

SAN DIEGO STATE 35, NAVY 14

Dec. 23, 2010 ▶ Qualcomm Stadium ▶ Att: 48,049

SAN DIEGO -- Ronnie Hillman scored four touchdowns and tied his career best with 228 yards rushing on 28 carries to lead San Diego State to its first bowl victory since 1969, a 35-14 win over Navy at Qualcomm Stadium.

Hillman, the Mountain West Conference Freshman of the Year, scored on runs of 22, 37 and 2 yards, and pulled in a 15-yard scoring pass from Ryan Lindley.

Hillman broke the previous Poinsettia Bowl record of 129 yards rushing by Navy's Adam Ballard in 2005. The Aztecs outrushed Navy 279-235.

SDSU took a 14-0 lead in the first quarter on Hillman's 22-yard TD run and Lindley's 53-yard TD pass to Vincent Brown. Navy pulled to 14-7 on Ricky Dobbs' 30-yard scoring pass to Greg Jones early in the second quarter. Hillman put the Aztecs up by two touchdowns again as he ran untouched 37 yards up the middle with 3:15 before halftime. Navy closed within one score on Dobbs' 1-yard keeper seven seconds before halftime.

Lindley then hit a wide-open Hillman in the right corner of the end zone for a 28-14 lead on the first play of the fourth quarter. Hillman scored on a 2-yard run midway through the period for the final score of the game.

Lindley completed 18 of 23 passes for 276 yards. Wide receiver Vincent Brown had eight catches for 165 yards, also a Poinsettia Bowl record.

Score by Quarter	1	2	3	4	F
Navy	0	14	0	0	14
San Diego State	14	7	0	14	35

Team Statistics	SDSU	NAVY
First Downs	27	22
Rushing (Att-Net Yds)	41-279	51-235
Passing (Comp.-Att.-Int-Yds)	18-23-0-276	8-15-1-147
Total Offensive Plays	64	66
Total Net Yardage	555	382



■ 2011 New Orleans Bowl


LOUISIANA 32, SAN DIEGO STATE 30

Dec. 17, 2011 ▶ M.-B. Superdome ▶ Att: 42,841

NEW ORLEANS -- Making back-to-back bowl game appearances for the first time in its 43-year Division I history, San Diego State dropped a heartbreaking 32-30 decision to Louisiana at the R+L Carriers New Orleans Bowl.

The Aztecs rallied from a 16-point third-quarter deficit to take the lead at 30-29 with just 35 seconds remaining in the game. That was enough time, however, for the Ragin' Cajuns' offense which completed two quick pass plays for a combined 39 yards to get into Aztec territory. Louisiana would move up 10 more yards, including five on a controversial penalty, to set up Brett Baer's game-winning 50-yard field goal as time expired.

San Diego State trailed nearly the entire game, opening scoring in the first quarter with a 27-yard field goal, but then allowing 19 unanswered points, including seven following an 87-yard punt return. Trailing



AZTEC BOWL HISTORY (continued)

19-3, the Aztecs got back-to-back touchdowns on identical 16-yard pass plays from quarterback Ryan Lindley to wideout Colin Lockett to close the gap to just a pair heading into the final 15 minutes.

The two sides combined for 26 points in the fourth quarter with SDSU getting into the end zone twice and Louisiana-Lafayette notching a touchdown and two field goals, including the game winner.

Score by Quarter	1	2	3	4	F
San Diego State	3	0	14	13	30
Louisiana-Lafayette	6	7	6	13	32

Team Statistics	ULL	SDSU
First Downs	25	29
Rushing (Att-Net Yds)	30-76	31-68
Passing (Comp.-Att.-Int-Yds)	25-44-1-492	28-49-0-413
Total Offensive Plays	74	80
Total Net Yardage	568	481

■ 2012 Poinsettia Bowl

BRIGHAM YOUNG 23, SAN DIEGO STATE 6
Dec. 20, 2012 ▶ Qualcomm Stadium ▶ Att: 35,442

SAN DIEGO – Four San Diego State turnovers in the fourth quarter doomed the Aztecs in a 23-6 loss to Brigham Young at the Poinsettia Bowl.

Playing in their school-record third straight bowl game, three of the four turnovers in the quarter led to 20 of the Cougars' 23 points.

SDSU had taken a 6-0 lead with a pair of field goals by Chance Marden. BYU, however, completed a 12-play, 74-yard drive with a 23-yard field goal by Justin Sorensen as the first half expired to halve San Diego State's lead.

After a scoreless third quarter, Kyle Van Noy sacked Aztec quarterback Adam Dingwell and recovered the ball in the end zone to give Brigham Young its first lead of the game at 10-6 with 12:32 remaining.

Dingwell fumbled the snap on SDSU's next play from scrimmage and Jamaal Williams answered with a 14-yard touchdown run on the Cougars' first play.

With 6:09 left, Van Noy intercepted Dingwell's pass on the San Diego State 17 and got into the end zone for BYU's final points of the game.

Aztec running back Adam Muema led all players with 103 rushing yards on 26 carries.

Score by Quarter	1	2	3	4	F
Brigham Young	0	3	0	20	23
San Diego State	3	3	0	0	6

Team Statistics	SDSU	BYU
First Downs	13	17
Rushing (Att-Net Yds)	39-119	30-52
Passing (Comp.-Att.-Int-Yds)	12-29-3-144	23-44-3-244
Total Offensive Plays	68	74
Total Net Yardage	263	296

■ 2013 Potato Bowl

SAN DIEGO STATE 49, BUFFALO 24
Dec. 21, 2013 ▶ Bronco Stadium ▶ Att: 21,951

BOISE, Idaho -- Adam Muema rushed for 229 yards and three touchdowns en route to earning the game's most valuable player award and helping San Diego State defeat Buffalo, 49-24, in the 2013 Famous Idaho Potato Bowl. It was SDSU's first bowl win outside of its own stadium since the 1969 Pasadena Bowl.

The Aztecs, who never trailed in the contest, capitalized on three crucial Bulls turnovers, scoring 28 unanswered points during the second and third quarters to put the game out of reach.

SDSU rode the legs of quarterback Quinn Kaehler on its initial scoring drive as he tip-toed 29 yards down the right sideline on a bootleg to provide the Scarlet and Black a 7-0 advantage with 21 seconds left in the opening quarter.

After forcing a turnover, Muema tallied the first of his three scores on a 3-yard sweep to increase the SDSU lead to 14-0.

The Bulls, who were held without a first down until the 10:42 mark of the second period, managed to narrow the gap to 14-10 on a 10-yard toss from Licata to Brandon Oliver and a 38-yard field goal by Patrick Clarke.

However, the Aztecs quickly countered with a 5 play, 67-yard march, capped by Muema's 8-yard TD scamper around left end, while Kaehler hit Dylan Denso with a 25-yard scoring strike on the first play following Marcus Andrews' interception return from midfield, giving SDSU a 28-10 bulge at intermission.

Denso also made a key contribution on special teams, recovering a Buffalo fumble on the opening kickoff of the second half to put the Aztecs in business at the Bulls 26. Moments later, Kaehler connected with Adam Roberts from 11 yards out on a post pattern for his second TD pass of the day.

After forcing a three-and-out, Chad Young's 1-yard touchdown plunge increased the Aztec lead to 42-10 with 8:18

left in the third quarter.

Buffalo ended its offensive drought early in the fourth quarter, driving 73 yards in seven plays, culminating in a 23-yard touchdown reception by Alex Neutz. However, the score proved too little too late as Muema wrapped up his dazzling afternoon with a 30 yard burst into the end zone with 6:40 left in the contest

Kaehler completed 15 of 28 passes for 211 yards with two touchdowns, while wide receiver Ezell Ruffin hauled in five catches, including a 39-yarder on SDSU's third scoring drive.

Score by Quarter	1	2	3	4	F
Buffalo	0	10	0	14	24
San Diego State	7	21	14	7	49

Team Statistics	SDSU	UB
First Downs	22	20
Rushing (Att-Net Yds)	43-249	26-113
Passing (Comp.-Att.-Int-Yds)	15-29-0-211	13-31-1-196
Total Offensive Plays	72	74
Total Net Yardage	460	309

■ 2014 Poinsettia Bowl

NAVY 17, SAN DIEGO STATE 16
Dec. 23, 2014 ▶ Qualcomm Stadium ▶ Att: 33,077

SAN DIEGO – Donny Hageman missed a 34-yard field goal with 20 seconds left as Navy held on for a narrow 17-16 triumph over San Diego State in the 2014 Poinsettia Bowl.

After the Midshipmen scored the go-ahead points on a 30-yard field goal by Austin Grebe with 1:27 remaining, the Aztecs mounted one last charge, marching 63 yards to the Navy 17. Quinn Kaehler completed 4 of 6 passes on the drive, connecting with Eric Judge on a 32-yard gain followed by a 16-yarder to Donnel Pumphrey to put SDSU in striking position. However, Hageman's game-winning attempt was wide right, snapping the Aztecs' eight-game home victory streak.

Pumphrey ran for 112 yards and one touchdown to establish an SDSU single-season rushing record with 1,867 yards, eclipsing George Jones' standard of 1,852 yards set in 1995.

Navy drew first blood on a 1-yard plunge by quarterback Keenan Reynolds before the Aztecs reeled off 13 straight points on a 5-yard burst by Pumphrey and Hageman field goals of 43 and 37 yards.

The Midshipmen scored on their first possession of the second half, driving 92 yards on 13 plays, capped by Reynolds' second touchdown of the evening.


After forcing a punt, Navy got the ball back. But on 3rd and 10, Devante Davis recovered a fumble by Midshipmen slot back DeBrandon Sanders, putting SDSU in business at the Navy 18. Four plays later, Hageman split the uprights from 30 yards out, giving the Aztecs a 16-14 advantage.

SDSU had a chance to extend its lead in the fourth quarter after reaching the Navy 12. However, Kaehler's fourth-down pass to Mikah Holder fell incomplete.

Kaehler completed just 11 of 27 passes for 141 yards with two interceptions, including one on the Aztecs' opening drive, which led to Navy's first touchdown.

Score by Quarter	1	2	3	4	F
Navy	7	0	7	3	17
San Diego State	10	3	3	0	16

Team Statistics	SDSU	NAVY
First Downs	18	14
Rushing (Att-Net Yds)	33-186	58-254
Passing (Comp.-Att.-Int-Yds)	11-27-2-141	3-7-0-17
Total Offensive Plays	60	65
Total Net Yardage	327	271



AZTEC BOWL HISTORY (continued)

■ 2015 Hawai'i Bowl

SAN DIEGO STATE 42, CINCINNATI 7
 Dec. 24, 2015 ▶ Aloha Stadium ▶ Att: 22,793



HONOLULU -- Fueled by a strong running game, timely special teams play and a dominating defense, San Diego State routed Cincinnati, 42-7, in the 2015 Hawai'i Bowl. The Aztecs (11-3) tied a program record with their 10th straight victory and finished the year with their first 11-win season since 1969.

SDSU wasted no time in establishing control as Rashaad Penny returned the opening kickoff 100 yards for a touchdown. It was the third score on a kickoff return this season for the Mountain West Special Teams Player of the Year, who also broke the Hawai'i Bowl record for longest return.

Fullback Dakota Gordon collected the game's Most Valuable Player award after scoring two touchdowns, including a 16-yard reception on an option pass from Donnel Pumphrey in the second quarter, which gave the Aztecs an insurmountable 21-0 lead by halftime.

Pumphrey, the Mountain West Offensive Player of the Year, carried the ball 25 times for 99 yards and one touchdown, while teammate Chase Price added 68 yards on 13 attempts. With their totals, Pumphrey (1,658 yards) and Price (1,008 yards) became the first pair of running backs in Aztec history to rush for over 1,000 yards in the same season.

The Bearcats entered the game ranked first nationally in passing yards (373.1) and total offense (559.4), but were limited to 279 yards on the day by a stifling SDSU defense which registered four sacks and three interceptions, including a 43-yard return for a touchdown by defensive lineman Alex Barrett in the fourth quarter.

Making just his second collegiate start, Aztec quarterback Christian Chapman completed 8 of 11 passes for 113 yards, highlighted by a 14-yard scoring strike to Mikah Holder in the first quarter.

In addition, to Barrett's pick, defensive backs Malik Smith and Damontae Kazee thwarted two Cincinnati drives with interceptions in the first half, while lineman Kyle Kelley led the SDSU pass rush with a career-high 3.5 sacks.

Score by Quarter	1	2	3	4	F
San Diego State	14	7	7	14	42
Cincinnati	0	0	0	7	7

Team Statistics	SDSU	CIN
First Downs	22	15
Rushing (Att-Net Yds)	52-207	32-77
Passing (Comp.-Att.-Int-Yds)	9-12-0-129	19-31-3-202
Total Offensive Plays	64	63
Total Net Yardage	336	279

■ 2016 Mountain West Bowl Lineup



LAS VEGAS BOWL
 San Diego State vs. Houston
 Saturday, Dec. 17, 2016
 Las Vegas, Nev.



GILDAN NEW MEXICO BOWL
 New Mexico vs. UTSA
 Saturday, Dec. 17, 2016
 Albuquerque, N.M.



SDCCU POINSETTIA BOWL
 Wyoming vs. Brigham Young
 Wednesday, Dec. 21, 2016
 San Diego, Calif.



FAMOUS IDAHO POTATO BOWL
 Colorado State vs. Idaho
 Thursday, Dec. 22, 2016
 Boise, Idaho



HAWAI'I BOWL
 Hawai'i vs. Middle Tennessee
 Saturday, Dec. 24, 2016
 Honolulu, Hawaii



NOVA HOME LOANS ARIZONA BOWL
 Air Force vs. South Alabama
 Friday, Dec. 30, 2016
 Tucson, Ariz.

