

# AIR FORCE FALCONS

## 2023 FOOTBALL

### GENERAL INFORMATION

Location: Colorado Springs, CO  
 Enrollment: 4,300  
 Founded: 1954  
 Nickname: Falcons  
 Colors (PMS): Blue (661), Silver (421)  
 Stadium (Cap): Falcon Stadium (37,655)\*  
 Surface: FieldTurf (2018)  
 Conference: Mountain West  
 Superintendent: Lt. Gen. Richard Clark  
 Athletic Director: Nathan Pine  
 Ticket Phone: 719-472-1895  
 Website: GoAirForceFalcons.com  
 Mailing Address: 2168 Field House Dr.  
 USAF Academy, CO 80840

\* - Temporary capacity due to construction

### COACHING STAFF

**Troy Calhoun (Air Force, 1989), 17th year**  
 Head Coach  
**Marc Bacote (James Madison, 2010), 2nd year**  
 Tight Ends  
**Jake Campbell (Air Force, 1996), 12th year**  
 Slot Backs  
**Tim Horton (Arkansas, 1990), 3rd year**  
 Running backs/Special Teams Coord.  
**Charlie Jackson (Air Force, 2000), 2nd year**  
 Assistant Head Coach/Defensive Backs  
**Brian Knorr (Air Force, 1986), 12th year**  
 Defensive Coordinator  
**Ken Lamendola (Air Force, 2011), 2nd year**  
 Inside Linebackers  
**Steed Lobotzke (Air Force, 1992), 9th year**  
 Offensive Line  
**Matt McGettigan (Luther, 1987), 17th year**  
 Strength/Conditioning  
**Alex Means (Air Force, 2013), 6th year**  
 Defensive Line  
**Brett Skene (Air Force, 2011), 3rd year**  
 Specialists/Assistant Offensive Line  
**Taylor Stubblefield (Purdue, 2005), 1st year**  
 Wide Receivers  
**Mike Thiessen (Air Force, 2001), 17th year**  
 Offensive Coord./Quarterbacks  
**Nick Toth (Ohio, 1999), 2nd year**  
 Safties  
**E.J. Whitlow (Findlay, 2010), 2nd year**  
 Defensive Ends  
**Anthony Wright (Air Force, 2012), 2nd year**  
 Defensive Assistant

### Game Day Coaching Location

Field: Calhoun, Bacote, Campbell, Horton, Jackson, Knorr, Lamendola, Lobotzke, Skene, Stubblefield, Toth, Whitlow  
 Press Box: Means, Wright, Thiessen



### Game 5

## Air Force vs. San Diego State

Saturday, Sept. 30, 6 p.m. MT

Falcon Stadium (37,655), USAFA (Colorado Springs, CO)

### THE GAME

- Air Force hosts San Diego State in Mountain West action Saturday, Sept. 30, at 6 p.m. MT in Falcon Stadium.
- Air Force leads the overall series, 20-18. The Falcons are 11-7 at home, 8-11 in San Diego and 1-0 in neutral site games. San Diego State has won four straight in Falcon Stadium dating back to 2009. Air Force defeated San Diego State, 13-3, last season in San Diego to snap a nine-game Aztecs winning streak in the series and a five-game streak in San Diego.
- Air Force has won nine straight games dating back to last season which is the fifth longest active streak in the nation. The Falcons have opened the season 4-0 for the first time since 2016.

### BROADCAST INFORMATION

- **Television:** CBS Sports Network  
 Rich Waltz (play-by-play), Aaron Taylor (analyst), Tiffany Blackmon (sidelines)
- **Radio:** KVOR AM 740 in Colorado Springs, 104.3 the Fan in Denver, SIRIUS XM 381  
 Jim Arthur (play-by-play), Jesse Kurtz (analyst)
- **Live Stats:** Statbroadcast.com

### GENERAL INFORMATION

Category	Air Force	San Diego State
2023 Record	4-0 (2-0 MW)	2-3 (0-0 MW)
Current Streak	W 9	L 3
Rankings	RV AP/RV USA Today	NR/NR
Last Week	W 45-20 at San Jose State	L 34-31 vs. Boise State
Next Week	Open	Open
Head Coach	Troy Calhoun	Brady Hoke
Alma Mater (Yr)	Air Force (1989)	Ball State (1982)
School Record	125-78 (17th season)	38-27 (6th season)
Career Record	Same	103-84 (16th season)
Record vs. Opp	4-9	2-2
Location	Colorado Springs, CO	San Diego, CA
Website	GoAirForceFalcons.com	GoAztecs.com
Conference	Mountain West	Mountain West
2022 Record	10-3 (5-3 MW/T2nd)	7-6 (5-3 MW/T2nd)

### 2023 AIR FORCE SCHEDULE

Day	Date	Time	Opponent (TV)	Series
Sat.	Sept. 2	11 a.m.	Robert Morris (Altitude)	W 42-7
Sat.	Sept. 9	6 p.m.	at Sam Houston (CBSSN)	W 13-3
Fri.	Sept. 15	6 p.m.	Utah State* (CBSSN)	W 39-21
Fri.	Sept. 22	8:30 p.m.	at San Jose State* (FS1)	W 45-20
Sat.	Sept. 30	6 p.m.	San Diego State* (CBSSN)	AF leads 20-17
Sat.	Oct. 14	5 p.m.	Wyoming* (CBSSN)	AF leads 30-27-3
Sat.	Oct. 21	10 a.m.	at Navy (CBS)	AF leads 33-22
Sat.	Oct. 28	5 p.m.	at Colorado State* (CBSSN)	AF leads 38-21-1
Sat.	Nov. 4	12:30 p.m.	Army# (CBSSN)	AF leads 38-18-1
Sat.	Nov. 11	10 p.m.	at Hawaii* (Spectrum)	AF leads 14-7-1
Sat.	Nov. 18	1:30 p.m.	UNLV* (CBSSN)	AF leads 18-6
Fri.	Nov. 24	2 p.m.	at Boise State* (FS1)	BSU leads 7-4

\*-Mountain West game; #-Empower Field at Mile High; All times MT

## MEDIA INFORMATION

MONDAY (9/25)	TUESDAY (9/26)	WEDNESDAY (9/27)	THURSDAY (9/28)	FRIDAY (9/29)	SATURDAY (9/30)	SUNDAY (10/1)
<b>Practice</b> 4-5:45 p.m.	<b>Practice</b> 4-5:45 p.m.	<b>Practice</b> 4-5:45 p.m.	<b>Practice</b> 4-5:45 p.m.	<b>No Practice</b>	<b>Game Day</b> 6 p.m. MT	<b>No Practice</b>
<ul style="list-style-type: none"> <li>• No availability</li> </ul>	<ul style="list-style-type: none"> <li>• Coach Calhoun press conference, 12:30 p.m.</li> <li>• Select Players, 1-1:30 p.m.</li> <li>• Photo/Video Pre-practice, periods 1-2</li> </ul>	<ul style="list-style-type: none"> <li>• No availability</li> </ul>	<ul style="list-style-type: none"> <li>• No availability</li> </ul>	<ul style="list-style-type: none"> <li>• No availability</li> </ul>	<b>Post-Game</b> <ul style="list-style-type: none"> <li>• Players/Coach Calhoun available following 10-minute cooling-off period.</li> <li>• Players not available leaving the field</li> </ul>	<ul style="list-style-type: none"> <li>• No availability</li> </ul>

### MEDIA GUIDELINES

Air Force has media availability on Tuesday of each game week. Media is allowed to photograph and video pre-practice and the first two periods (about 30 minutes). All photo and video must be done on the outside of the fields.

Coach Troy Calhoun and two Air Force players selected by the coach will be available on Tuesdays before practice. Calhoun will start at 12:30 p.m. followed by players from 1-1:30 p.m. All interviews will take place in the media room, located in the Cadet Field House.

Post-game interviews will take place in the media room in the tunnel at Falcon Stadium. Post-game for road games will be in a designated area, which will be announced each game. All interviews will be done in press conference style. Media wishing to come on base for any press conference or practices must notify Troy Garnhart to gain clearance to the base.

### COACHES RADIO SHOW

Falcon Talk with Troy Calhoun, the weekly football radio show, airs each Wednesday on game weeks. The show will be broadcast live on KVOR AM 740 at the Rib and Chop House from 6:30 to 7:30 p.m. The show will be hosted by KVOR's Jim Arthur. Show dates include: Aug. 30, Sept. 6, 13, 20, 27, Oct. 11, 18, 25, Nov. 1, 8, 15 and 22.

### AIR FORCE FOOTBALL HIGHLIGHTS

Highlights from each game, plus post-game interviews from head coach Troy Calhoun and select players are available by contacting Brian Jerman in FalconVision (719-333-2368; brian.jerman@usafa.edu).

### FOLLOW THE FALCONS

**Twitter:**.....@AF\_Football/@AF\_Falcons

**Facebook:**..... AirForceFootball

**Instagram:**..... af\_football

### COLLEGEPRESSBOX.COM

CollegePressBox is the official media website for Division I football. Access and download game notes, quotes, statistics, media guides, headshots, logos and more for all FBS schools, conferences, postseason games, awards and the College Football Playoff. For access, please register for an account at collegepressbox.com/register.

**collegepressbox**

### MEDIA CONTACTS

#### Troy Garnhart

**Assoc. AD/Communications**

Office: .... 719-333-9263

Cell:..... 719-649-5003

Email:..... troy.garnhart@afacademy.af.edu

#### Dave Toller

**Asst. AD/Media Relations**

Office: .... 719-333-3478

Cell:..... 719-396-0955

Email:..... dave.toller@afacademy.af.edu

#### Nick Arseniak

**Assistant Director**

Office: ... 719-333-9251

Cell:..... 719-510-2684

Email:..... nicholas.arseniak@afacademy.af.edu

**Falcon Stadium Press Box Phone**

719-333-1100

## AIR FORCE FOOTBALL

### THE SERIES

- Air Force leads the series, 20-18, with all games coming as conference foes.
- The Falcons are 11-7 at home, 8-11 in San Diego and 1-0 in neutral site games.
- San Diego State has won four straight in Falcon Stadium dating back to 2009.
- Air Force defeated San Diego State, 13-3, last season in San Diego to snap a nine-game Aztecs winning streak in the series and a five-game streak in San Diego.
- SDSU defeated Air Force, 20-14, in 2021 in the last meeting in Falcon Stadium.
- Prior to San Diego State's nine-game streak, Air Force won three straight from 2007-09
- The Aztecs defeated Air Force, 27-24, in San Diego in the 2015 MW Championship game.
- The team's first played in 1980 in Falcon Stadium, resulting in a 13-10 Aztec win.

### Past Seasons

1980 - SDSU 13-10 (H)	1996 - SDSU 28-23 (A)	2012 - SDSU 28-9 (A)
1981 - AF 21-16*	1997 - AF 24-18 (H) OT	2013 - SDSU 27-20 (H)
1982 - AF 44-32 (H)	1999 - AF 23-22 (A)	2014 - SDSU 30-14 (A)
1983 - AF 38-7 (A)	2000 - AF 45-24 (H)	2015 - SDSU 27-24 (A)#
1984 - AF 34-16 (H)	2001 - AF 45-21 (A)	2017 - SDSU 28-24 (H)
1985 - AF 31-10 (H)	2002 - SDSU 38-34 (H)	2018 - SDSU 21-17 (A)
1986 - AF 22-10 (A)	2003 - SDSU 24-3 (A)	2021 - SDSU 20-14 (H)
1987 - AF 49-7 (H)	2004 - SDSU 37-31 (H)	2022 - AF 13-3 (A)
1988 - SDSU 39-36 (A)	2005 - AF 41-29 (H)	
1989 - AF 52-36 (H)	2006 - SDSU 19-12 (A)	
1990 - SDSU 48-18 (A)	2007 - AF 55-23 (H)	(H/A) is for AFA
1991 - AF 21-20 (H)	2008 - AF 35-10 (A)	* - Tokyo, Japan
1992 - AF 20-17 (A)	2009 - AF 26-14 (H)	# - MW Championship game
1993 - SDSU 38-31 (H)	2010 - SDSU 27-25 (A)	
1994 - AF 36-35 (A)	2011 - SDSU 41-27 (H)	

### LAST SEASON

**(Nov. 26, 2022)** Air Force defeated San Diego State, 13-3, to snap a nine-game losing streak to the Aztecs. Senior fullback Brad Roberts put the Falcons in front for good, rushing five times for 75 yards and a touchdown on the opening drive, accounting for every play and yard, to give the Falcons a 7-0 lead. Matthew Dapore added a 30-yard field goal in the third quarter to push the lead to 10-0. Following an SDSU field goal in the third quarter, Dapore added a 32-yard field goal with 9:03 remaining to make it 13-3. The defense took over from there, recording a pair of interceptions in the end zone in the fourth quarter by Jayden Goodwin and Trey Taylor to seal the win. Roberts finished with 187 yards and a touchdown on 35 carries and set the Air Force single season rushing record in the process. Air Force finished with 285 total yards and held the ball for 39:13. The defense held San Diego State to 188 yards, including -1 rushing, and eight first downs.

### LAST TIME IN FALCON STADIUM

**(Oct. 23, 2021)** No. 22/21 San Diego State defeated Air Force, 20-14, in Falcon Stadium. The Aztecs took a 3-0 lead in the first quarter with a field goal following an Air Force interception. SDSU added a Kaegun Williams one yard touchdown run and a Matt Araiza field goal to take a 13-0 halftime lead. Chance Bell scored on a three yard touchdown run on SDSU's opening drive of the second half to put the Aztecs in front, 20-0. The Falcons got on the board with a Warren Bryan to Dalton King 13 yard touchdown pass to cut the lead to 20-7 late in the third. Dane Kinamon added a touchdown run with 3:59 left in the fourth to cut the lead to 20-14, but the Falcons were forced to punt in their next possession and the Aztecs were able to run out the clock to win the game. San Diego State had 229 total yards, including 157 rushing. Air Force finished with 259 total yards, including 192 rushing. Haaziq Daniels led the Falcons with 50 yards on nine carries. The defense was led by Trey Taylor, who had a career-best 11 tackles.

### AIR FORCE'S NINE GAME STREAK FIFTH BEST NATIONALLY

Air Force has won nine straight games dating back to last season which is the fifth longest active streak in the nation. The streak is the longest by the Falcons since 2019-20 when the team won nine straight. The Falcons have opened the season 4-0 for the first time since 2016. Air Force is 2-0 in Mountain West play for the first time since 2015.

### Longest Current FBS Winning Streaks

#	Team	Streak
1.	Georgia	21
2.	Fresno State	13
3.	Washington	11
4.	Florida State	10
5.	Air Force	9
	Penn State	9

## STATISTICAL COMPARISON



4	GAMES	5
34.8	POINTS/GAME	21.2
12.8	OPPONENT	27.2
91	FIRST DOWNS	91
79-8-4	(RUSH-PASS-PEN)	41-44-6
53	OPPONENT	114
22-26-5	(RUSH-PASS-PEN)	47-57-10
1,362	RUSHING YARDS	757
248	OPPONENT	819
340.5	RUSHING AVG.	151.4
62.0	OPPONENT	163.8
221	PASSING YARDS	974
644	OPPONENT	1,343
55.3	PASSING AVG	194.8
161.0	OPPONENT	268.6
1,583	TOTAL OFFENSE	1,731
892	OPPONENT	2,162
395.8	TOTAL OFFENSE AVG	346.2
223.0	OPPONENT	432.4
6.0	AVERAGE/PLAY	5.3
4.3	OPPONENT	6.1
41.4	PUNTING AVG	43.2
42.3	OPPONENT	42.7
6-2	FUMBLES-LOST	6-5
6-3	OPPONENT	4-2
14-133	PENALTIES	30-250
22-151	OPPONENT	27-269
30-51	3RD DOWNS	25-69
12-42	OPPONENT	28-67
59%	3RD DOWN PCT	36%
29%	OPPONENT	42%
5-8	4TH DOWNS	2-4
3-7	OPPONENT	4-7
36:38	TIME OF POSSESSION	32:28
23:21	OPPONENT	27:32

## AIR FORCE AT HOME

- Air Force is 74-24 in Falcon Stadium under head coach Troy Calhoun.
- Air Force was 6-1 last season to match the program record for wins in a season.
- Air Force had a school-record 15-game winning streak from 2014 to Oct. 22, 2016.
- Air Force went 20-4 at home from 2014-17, posting the most wins in a four-year span, breaking the record of 19 set from 1982-85 and 1998-2001 when the program went 19-4.
- Air Force set a record for the best three-year run from 2014-16 with a 17-1 record, breaking the mark of 15-2 from 1983-85.
- The Falcons have finished undefeated at home six times overall in school history, four coming under Calhoun.

Year	Rec.	Notes
2023	2-0	Air Force has won four straight dating back to 2022
2022	6-1	Matched program record for wins with six, fifth time with six under Calhoun
2021	4-2	Air Force .500 or better for 14th time in 15 seasons under Calhoun
2020	2-1	Loss came to No. 25 Boise State
2019	6-0	Sixth undefeated season in program history, fourth under Calhoun
2018	4-2	Air Force posts four or more wins for ninth time in 12 seasons
2017	3-3	20 wins over four years is best four-year run in school history
2016	5-1	Air Force went 17-1 in home games from 2014-16
2015	6-0	Fifth 6-0 mark in AF history, third under Calhoun
2014	6-0	Fourth 6-0 mark in AF history, second under Calhoun
2013	2-5	Lone losing record in Calhoun era
2012	5-1	Second-best mark in school history
2011	4-3	Air Force goes 14-5 from 2009-11
2010	5-1	Combined with 2009, 10 wins in two seasons is third-best in AF history
2009	5-1	Second-best mark in school history
2008	3-3	Two losses at the hands of nationally ranked teams
2007	6-0	Just the third undefeated home record in school history
<b>Total</b>	<b>74-24</b>	

## CURRENT STREAKS

- Air Force has won eight straight games by double figures. The only other FBS team with a longer active streak is Penn State with nine.
- Air Force has won six straight games on the road/neutral sites, including three straight in true road games, all in Mountain West play (San Diego State, UNLV, San Jose State).
- The Falcons have won 17 straight games when forcing two or more turnovers in a game.
- Air Force has won eight straight games vs. non-conference opponents.
- Air Force has held 11 straight opponents to 21 points or less.
- Air Force has out-rushed 14 straight opponents dating back to last season.
- Air Force has scored in 64 straight games dating back to 2017, the sixth longest active streak in the Mountain West.

## AIR FORCE 35-8 LAST FOUR SEASONS

- Air Force is 35-8 the last four full seasons, excluding the COVID-shortened 2020 season. Air Force is 4-0 this season and finished 10-3 in 2022 and 2021 and 11-2 in 2019.
- Air Force, Alabama, Clemson, Georgia, Ohio State, Utah and Oregon are the only teams to win 10-plus games the last three full seasons (2019, 2021, 2022).
- The Falcons are 20-6 in conference play during the same stretch. Air Force is 2-0 this season and was 5-3 and finished second in the Mountain Division last season. Air Force shared the Mountain Division title with a 6-2 mark in 2021 and finished second with a 7-1 mark in 2019.

## NATIONAL RANKINGS

Air Force is receiving votes in the USA Today Coaches preseason poll for the fifth straight week. The Falcons received 24 points to rank 36th. The week-by-week results follow: Preseason (49th/6pts); Week 2 (42nd/7pts); Week 3 (46th/5pts); Week 4 (37th/9). Air Force is receiving votes in the Associated Press poll for the first time this season. The Falcons received six points to rank 35th. The AP poll appearance is the first since the final poll of last season.

Air Force closed last season among others receiving votes in both polls. The Falcons ranked 28th with 50 points in the USA Coaches poll and appeared in the poll receiving votes 10 times during the season. Air Force ranked 28th with 40 points in the final Associated Press poll. The Falcons received votes in the AP poll four times during the season, the first three weeks of the season and in the final.

## LAST WEEK

Air Force defeated San Jose State, 45-20, in San Jose to improve to 4-0 overall and 2-0 in Mountain West play. The Falcons overcame a 20-10 first-half deficit to increase its win streak to nine straight dating back to last season. The Spartans opened the scoring with Chevan Cordeiro touchdown run, but a missed extra point made it 6-0. Reagan Tubbs hit a 30-yard field goal in his first-career attempt to cut the lead to 6-3. Emmanuel Michel scored the first

## INSIDE THE MOUNTAIN WEST

### 2023 STANDINGS

Team	MW	All	Streak
Air Force	2-0	4-0	W 9
Boise State	1-0	2-2	W 2
Fresno State	0-0	4-0	W 13
UNLV	0-0	3-1	W 2
Wyoming	0-0	3-1	W 1
New Mexico	0-0	2-2	W 1
Hawaii	0-0	2-3	W 1
Colorado State	0-0	1-2	W 1
Nevada	0-0	0-4	L 14
San Diego State	0-0	2-3	L 3
Utah State	0-1	1-3	L 2
San Jose State	0-1	1-4	L 2

### THIS WEEK

#### Saturday, Sept. 30

Utah State at UConn (CBSSN), 12 p.m.  
 Hawaii at UNLV (Spectrum), 1 p.m.  
 New Mexico at Wyoming (MWN), 2 p.m.  
 Utah State at Colorado State, 5 p.m.  
 San Diego State at Air Force (CBSSN), 6 p.m.  
 Boise State at Memphis (ESPN2), 3 p.m.  
 Nevada at Fresno State (FS1), 7:30 p.m.  
 All times local to site

### LAST WEEK

New Mexico 34, UMass 31 (OT)  
 Wyoming 22, App State 19  
 Colorado State 31, Middle Tennessee 23  
 Texas State 35, Nevada 24  
 James Madison 45, Utah State 38  
 UNLV 45, UTEP 28  
 Fresno State 53, Kent State 10  
 Hawaii 20, New Mexico State 17  
 Boise State 34, San Diego State 31  
 Air Force 45, San Jose State 20

### MW COMMUNICATIONS CONTACT

Phil Perry, Assistant Commissioner  
 Office: 719-488-4042  
 Cell: 864-525-5174  
 Email: perry@themw.com

of his career-best three touchdowns on a 17-yard run to make it 10-6. Kairee Robinson added two touchdown runs to put the Spartans up, 20-10. Michel closed the half with his second touchdown run to cut the lead to 20-17 at the half. The second half was all-Air Force. John Lee Eldridge III scored from five yards out on Air Force's opening drive to put the Falcons in front for good, 24-20. Following a three-and-out, Michel scored his third touchdown to make it 31-20 in the opening minutes of the fourth quarter. The Falcons had the ball for 14:10 of the third quarter, running 24 plays to SJSU's three. Eldridge III added his second touchdown of the game while Jet Harris closed the scoring with a touchdown run to make up the final margin. Air Force finished with 428 total yards, including 400 rushing. Michel led the way with 33 carries for a career-high 148 yards while Eldridge III chipped in with 102 yards on 10 carries. The defense held San Jose State to 354 total yards, including just eight in the third quarter and 80 in the second half. Trey Taylor led the way with eight tackles, a tackle for loss and an interception. Alec Mock added six tackles and a forced fumble.

## LAST WEEK'S GAME NOTES

### Team Notes

- Air Force improved to 4-0 overall for the first time since 2016 and the second time under Head Coach Troy Calhoun. The Falcons improved to 2-0 in Mountain West play for the first time since 2015 and third time under Calhoun (2008).
- Air Force improved its winning streak to nine games dating back to last season. The nine-game streak is the fifth-longest active streak in the FBS. The streak is the longest at Air Force since winning nine straight from 2019-20.
- Air Force improved its road/neutral site winning streak to six games, including three straight in true road games, all in Mountain West play (San Diego State, UNLV, San Jose State).
- Air Force improved to 5-2 overall vs. San Jose State, including a 2-2 mark in San Jose. The Falcons have won two of the last three vs. the Spartans in San Jose.
- Air Force improved to 35-8 overall the last four full seasons, excluding the COVID-shortened 2020 season. The Falcons are 4-0 this season and finished 10-3 in 2022 and 2021 and 11-2 in 2019. Air Force improved to 20-6 in Mountain West play over the same period.
- Air Force improved to 2-0 this season in Friday night games. The Falcons are 15-6 on Fridays under Head Coach Troy Calhoun.
- Air Force had two running backs go over 100 yards for the second straight week.
- Air Force has held the ball for at least 36 minutes in three straight games.
- Air Force kicked a field goal on its opening drive of the game. The Falcons have scored on three of their four opening drives this season (2 TD, FG). San Jose State scored a touchdown on its opening drive which is the first time an opponent has scored on its first possession. The Falcons had forced a fumble and two punts in the first three games.
- Air Force had held 11 straight opponents below 21 points.
- Air Force has out-rushed its opponents in the last 14 games.
- Air Force game captains for the Utah State game were seniors Thor Paglialong (OC), Ethan Jackman (OL), Alec Mock (ILB) and Trey Taylor (DB).

### Individual Notes

- Senior FB Emmanuel Michel carried 33 times for 148 yards and three touchdowns—all career highs. It marked the first time in his career he has had back-to-back games with a touchdown and 100 yards. He had three last week vs. Utah State. The 100-yard game is his second straight and fourth in his career. Michel became the 62nd player in program history to hit 1,000 yards for his career. He ranks 62nd with 1,001 yards.
- Senior RB John Lee Eldridge III rushed for a season-high 102 yards on 10 carries and two touchdowns. He went over the 1,000-yard mark for his career. He is the 61st player in program history to rush for 1,000-plus yards. It was his fourth-career 100-yard rushing game. His two rushing TDs were a career high.
- Sophomore PK Reagan Tubbs made his first-career start, replacing Matthew Dapore (illness). Tubbs opened the scoring for Air Force, hitting his first-career field goal attempt (30 yards) in the first quarter.
- Senior DB Trey Taylor recorded a season-high eight tackles. His previous high was six vs. Robert Morris and Utah State. Taylor recorded his first interception of the season and fourth of his career, returning it 51 yards.
- Junior WR Jared Roznos recorded one catch for 22 yards. He has a reception in three of four games this season to lead the Falcons.
- Sophomore FB Dylan Carson recorded career highs in carries and yards with 11 carries for 63 yards. His previous highs were five carries and 50 yards vs. Robert Morris earlier this season.
- Junior RB Aiden Calvert carried five times for 45 yards, setting career-highs for carries and yards. His previous highs were two carries (done three times) and 24 yards against UNLV in 2022.

## AIR FORCE RANKINGS

### AIR FORCE TEAM

Category	Stats	MWC	NCAA
Scoring Offense	34.8	3rd	39th
Scoring Defense	12.8	1st	14th
Passing Offense	55.2	12th	130th
Passing Defense	161.0	1st	12th
Pass Yds/Comp	27.62	1st	1st
Kickoff Returns	17.5	9th	89th
Rushing Offense	340.5	1st	1st
Rushing Defense	62.0	1st	4th
Total Offense	395.8	4th	65th
Total Defense	233.0	1st	2nd
Punt Returns	-.50	12th	127th
Net Punting	39.88	6th	54th
Turnover Margin	.75	3rd	22nd
Passing Efficiency	248.87	1st	1st
Passing Eff. Def.	123.48	4th	53rd
First Downs	91	4th	42nd
Opp. First Downs	53	1st	6th
Third Down %	.588	1st	3rd
Third Down Def.	.286	1st	13th
Sacks For	2.75	2nd	33rd
Sacks Against	.75	1st	8th
Penalties	33.25	2nd	11th
4th Downs%	.625	5th	37th
Time of Possession	36:38	1st	2nd
Red Zone offense	.875	4th	46th
Red Zone defense	.750	1st	36th

### AIR FORCE INDIVIDUAL

Player	Stats	MWC	NCAA
<b>Matthew Dapore</b>			
FG Pct.	1.000	1st	1st
Field Goals	1.00	5th	--
<b>Alec Mock</b>			
Forced Fumbles	.50	2nd	9th
Sacks	.50	7th	--
Tackles	7.8	9th	--
<b>Jamari Bellamy</b>			
Fumble Recov.	1	5th	19th
<b>Bo Richter</b>			
Fumble Recov.	1	5th	19th
Sacks	.50	7th	--
<b>Trey Williams</b>			
Fumble Recov.	1	5th	19th
<b>Trey Taylor</b>			
Interceptions	.20	7th	--
<b>Johnathan Youngblood</b>			
Interceptions	.20	7th	--
<b>Owen Burk</b>			
Yards Per Carry	5.69	3rd	41st
Rushing	74.0	4th	49th
<b>Zac Larrier</b>			
Yards Per Carry	4.80	7th	--
Rushing	64.8	7th	--
<b>John Lee Eldridge III</b>			
Rushing	63.5	8th	--
<b>Emmanuel Michel</b>			
Yards Per Carry	4.41	9th	--
Rushing	80.5	3rd	39th
Scoring	9.5	6th	23rd
<b>PJ Ramsey</b>			
Sacks	.88	2nd	18th
Tackles For Loss	1.5	2nd	18th

## TEAM NOTES

### AIR FORCE LEADS THE NATION IN RUSHING

- Air Force leads the nation in rushing with a 340.5 average. This week is the second straight week and 27th of the last 29 that the Falcons have held the top spot dating back to 2021. Air Force is the only team in the nation averaging 300-plus yards per game.
- Air Force led the nation in rushing last season with a 326.7 average. The Falcons were the only program to average 300-plus yards per game. Air Force went wire-to-wire for the first time in program history, leading the nation since the first week of the season, setting a new school record for consecutive weeks leading the nation with 14. Air Force led the nation 11 straight weeks in 2021. Air Force is just the second school to win three straight titles and the first since 2008.
- Air Force has won the national rushing title four times, the first coming in 2002 with a 307.8 per-game average. National title years: 2002 (307.8), 2020 (305.7), 2021 (327.7), 2022 (326.7).

### 2023 NCAA Rushing Leaders

#	Team (Conf.)	Avg.
1.	<b>Air Force (MW)</b>	<b>340.5</b>
2.	Liberty (C-USA)	271.2
3.	UCF (Big 12)	260.2
4.	Louisiana (Sun Belt)	238.0
5.	Louisville (ACC)	237.2

### AIR FORCE AMONG NATIONAL LEADERS IN FOUR OTHER CATEGORIES

- Air Force leads the nation in passing efficiency for the fourth straight week with a 248.87 mark. The Falcons have hit 8-12 passes for 221 yards with one touchdown. The team is averaging an NCAA-best 27.62 yards per catch.
- Air Force is second in time of possession with a 36:38 mark. The Falcons have won the time of possession battle in all four games, posting 32:00-plus in every game. Air Force possessed the ball a season-best 39:05 vs. San Jose State.
- Air Force is third nationally in third down percentage with a .588 mark. The Falcons have converted 30 of 51 third downs this season, including 19-of-28 the last two games. Air Force was 9-13 vs. Utah State and 10-15 against San Jose State.

### NCAA Passing Efficiency Leaders

#	Team (Conf.)	Avg.
1.	<b>Air Force (MW)</b>	<b>248.87</b>
2.	Washington (Pac 12)	209.21
3.	USC (Pac 12)	204.82
4.	Oklahoma (Big 12)	200.35
5.	Notre Dame (Ind.)	199.04

### Third Down Offense

#	Team (Conf.)	Pct.
1.	Kansas (Big 12)	.605
2.	Washington State (Pac 12)	.596
3.	<b>Air Force (MW)</b>	<b>.588</b>
4.	Oklahoma (Big 12)	.585
5.	LSU (SEC)	.580

### NCAA Time of Possession Leaders

#	Team (Conf.)	Avg.
1.	Penn State (Big Ten)	37:06
2.	<b>Air Force (MW)</b>	<b>36:38</b>
3.	Army (Ind.)	34:56
4.	Utah (Pac-12)	34:44
5.	Ohio (MAC)	34:36

### Passing Yards Per Completion

1.	Team (Conf.)	Avg
1.	<b>Air Force (MW)</b>	<b>27.62</b>
2.	Army (Ind.)	19.94
3.	New Mexico State (C-USA)	17.76
4.	Liberty (C-USA)	17.34
5.	Miami, OH (MAC)	16.98

### THIS AND THAT

- Air Force has led at the half in three games this season...The Falcons are 97-17 the last 17 seasons under head coach Troy Calhoun when doing so.
- Air Force has scored first in three games this season...The Falcons are 78-17 the last 17 seasons under head coach Troy Calhoun when doing so.
- Air Force has had three different players lead the team in rushing in a game this season. Zac Larrier rushed for 99 yards vs. Robert Morris to lead the team. Owen Burk did the honors the next two games, rushing for 75 vs. Sam Houston and a career-high 110 vs. Utah State. Emmanuel Michel led the way with a career-high 148 yards vs. San Jose State.
- Air Force is 2-0 this season in games on Friday nights...The Falcons are 15-6 the last 17 seasons under head coach Troy Calhoun in Friday games.
- Air Force held its first two opponents to under 20 points...The Falcons are 2-0 this season and 68-7 the last 17 years under head coach Troy Calhoun when allowing 20 points or less.
- Air Force improved to 47-19-2 in season openers, including a 41-8 mark in season openers at home, following a 42-7 win over Robert Morris. The Falcons have 17 straight and 18 of the last 20. Air Force has won 26 straight openers against unranked teams dating back to 1994.
- Air Force's 17-game winning streak in season openers is the third-best active streak in the nation, trailing only Ohio State (24) and Alabama (22).

## AIR FORCE RUSHING

- Air Force leads the nation in rushing with a 340.5 average.
- The program has won four national titles in its history (2002, 2020, 2021, 2022).
- Air Force has ranked in the nation's top 10 10 straight years and 35 of the last 36.

### RANKINGS

Year	Stats	Conf.	National
1980	170.7	5th	79th
1981	185.1	4th	53rd
1982	301.7	1st	4th
1983	346.5	1st	2nd
1984	326.5	1st	2nd
1985	293.2	1st	6th
1986	232.6	1st	15th
1987	386.3	1st	2nd
1988	377.5	1st	2nd
1989	356.0	1st	3rd
1990	267.5	1st	7th
1991	338.1	1st	2nd
1992	242.4	2nd	7th
1993	284.9	1st	4th
1994	304.8	1st	2nd
1995	332.4	1st	2nd
1996	328.9	1st	2nd
1997	332.7	2nd	9th
1998	266.8	1st	3rd
1999	285.5	1st	2nd
2000	294.9	1st	2nd
2001	273.2	1st	3rd
<b>2002</b>	<b>307.8</b>	<b>1st</b>	<b>1st</b>
2003	280.6	1st	4th
2004	277.4	1st	4th
2005	246.5	1st	8th
2006	229.4	1st	3rd
2007	299.5	1st	2nd
2008	266.9	1st	6th
2009	283.5	1st	3rd
2010	306.5	1st	2nd
2011	314.8	1st	3rd
2012	316.2	1st	2nd
2013	262.7	2nd	13th
2014	273.1	2nd	6th
2015	319.4	1st	4th
2016	317.4	2nd	3rd
2017	307.4	1st	4th
2018	283.5	1st	5th
2019	298.5	1st	2nd
<b>2020</b>	<b>305.7</b>	<b>1st</b>	<b>1st</b>
<b>2021</b>	<b>327.7</b>	<b>1st</b>	<b>1st</b>
<b>2022</b>	<b>326.7</b>	<b>1st</b>	<b>1st</b>
2023	340.5	1st	1st

**Bold indicates national championship**

### WEEK-BY-WEEK RANKINGS

#	YDS	(MW/NCAA)
1.	374.0	1/2
2.	309.0	1/2
3.	320.7	1/1
4.	340.5	1/1

## 2023 OFFENSIVE NOTES

- Air Force leads the Mountain West in six offensive categories. The Falcons rank among the nation's top 10 in six categories.

Category	Stats	MW	NCAA
Scoring Offense	34.8	3rd	39th
Pass Yds/Comp	27.62	1st	1st
Rushing Offense	340.5	1st	1st
Total Offense	395.8	4th	65th
Passing Efficiency	248.87	1st	1st
First Downs	91	4th	42nd
Third Down %	.588	1st	3rd
Sacks Against	.75	1st	8th
Time of Possession	36:38	1st	2nd

- Air Force had 15 players carry the ball against Robert Morris, as the team rushed for 374 yards. Seven players had long runs of 10 yards or longer, including John Lee Eldridge III, who had a 65 yard dash which is the longest by a Falcon this season.

- Air Force has out-rushed 14 straight opponents dating back to last season. The last team to out-rush the Falcons is Wyoming (180-171) last season in Laramie.

## AIR FORCE SECOND IN THE NATION IN TOTAL DEFENSE

- Air Force once again has one of the nation's top defenses. The Falcons, who led the nation in total defense for the first time in program history last season, rank second with a 223.0 average. The Falcons are one of just two teams allowing 225 yards per game or less.

- Air Force is 14th nationally in scoring defense. The Falcons have allowed 21 points or less in all four games this season. Air Force allowed just 10 points the first two games.

- Air Force is fourth in the nation in rushing defense, allowing just 62 yards per game. The Falcons have only allowed one 100-yard effort this season. The team has allowed 43 yards vs. Robert Morris, 36 vs. Sam Houston, 54 vs. Utah State and 115 vs. Utah State.

### NCAA Total Defense Leaders

#	Team (Conf.)	Avg.
1.	Penn State (Big Ten)	219.5
2.	<b>Air Force (MW)</b>	<b>223.0</b>
3.	Michigan (Big Ten)	231.0
4.	Ohio (MAC)	237.2
5.	Florida (SEC)	244.8

### NCAA Rushing Defense Leaders

1.	Team (Conf.)	Avg
1.	Nebraska (Big Ten)	46.2
2.	Miami, FL (ACC)	48.0
3.	Utah (Pac 12)	51.0
4.	<b>Air Force (MW)</b>	<b>62.0</b>
5.	Tulane (AAC)	62.8

### NCAA Scoring Defense Leaders

#	Team (Conf.)	Avg.
1.	Michigan (Big Ten)	5.8
2.	Ohio State (Big Ten)	8.5
	Oklahoma (Big 12)	8.5
4.	Duke (ACC)	8.8
	Penn State (Big Ten)	8.8
6.	Utah (Pac 12)	9.5
7.	Syracuse (ACC)	10.8
8.	Ohio (MAC)	10.8
9.	UCLA (Pac 12)	11.0
10.	Georgia (SEC)	11.2
11.	Maryland (Big Ten)	12.2
12.	Miami (ACC)	12.5
	Texas (Big 12)	12.5
14.	<b>Air Force (MW)</b>	<b>12.8</b>
	Notre Dame (Ind.)	12.8

## 2023 DEFENSIVE NOTES

- Air Force has held 11 straight and 26 of its last 30 opponents to 21 points or less over the last three seasons. Air Force is holding its opponents to 16.0 points per game overall during the stretch.

- Air Force gave up just 10 combined points its first two games, tied for the fewest allowed through two games of a season by a Mountain West school in conference history. Air Force and TCU also both allowed 10 in 2008.

- Air Force has held its last nine opponents to just 91 points, 1,871 total yards and 103 first downs, averages of 10.1 points, 207.8 total yards and 11.4 first downs per game.

- Air Force held San Jose State to just eight yards in the third quarter and 80 yards in the second half. The Falcons shutout the Spartans in the second half.

- Air Force held Utah State to just 54 yards rushing on 26 carries, an average of 2.1 yards per carry.

- Air Force held Sam Houston to 80 total yards, the fourth-lowest total in program history

## MORE AIR FORCE RUSHING

- Air Force is 88-22 overall under Troy Calhoun (since 2007) when it has a 100-yard rusher.

- The team is 2-0 this season and was 10-2 in 2022

### INSIDE THE NUMBERS

#### 100-Yard games by season

Year	100-Games	#Players	Multiple
2023	4	3	2
2022	16	3	4
2021	14	5	3
2020	5	4	1
2019	11	4	2
2018	5	4	1
2017	9	6	3
2016	8	4	1
2015	10	6	3
2014	8	3	1
2013	7	5	1
2012	8	2	
2011	5	2	
2010	6	3	
2009	5	2	1
2008	5	3	
2007	13	5	1

#Players - # of players with 100-yard games

Multiple - Games with multiple 100-yard rushers

### CURRENT FALCONS WITH 100-YARD GAMES

#### John Lee Eldridge III

2023 San Jose State W (10-102-2)

2022 Wyoming L (13-104-0)

2022 Nevada W (8-102-0)

2022 UNLV W (8-116-1)

#### Emmanuel Michel

2023 San Jose State W (33-148-3)

2023 Utah State W (28-106-3)

2021 Utah State L (11-133-2)

2021 UNLV W (12-123-1)

#### Owen Burk

2023 Utah State W (15-110-0)

and lowest since allowing 75 yards to Stony Brook in 2018. It was the seventh consecutive game holding an opponent below 300 yards on offense.

- Air Force only allowed Sam Houston to cross the 50 on one drive with the deepest penetration being the Air Force 29. The Bearcats took just 10 snaps in Air Force territory. The defense also forced Sam Houston into six three-and-out possessions.
- Air Force allowed just six first downs, which is tied for fifth all-time for fewest first downs allowed and fewest since allowing four to Stony Brook in 2018.
- Air Force is forcing just 29 percent of third down conversions this season, allowing just 12-of-42 overall. The Falcons carried a streak of 21 straight into the season after forcing San Diego State (0-10) and Baylor (0-11) without a conversion to close last season. The Falcons increased the streak to 25 by forcing Robert Morris to no conversions in its first four attempts.
- Including its first two games, Air Force has allowed 10 points or less in eight games since the beginning of last season. The only FBS teams with more such games in that span are Iowa (9) and Georgia (9).
- The Falcons lead the conference in seven categories. Air Force is among the top 15 nationally in six categories.

Category	Stats	MW	NCAA
Scoring Defense	12.8	1st	14th
Passing Defense	161.0	1st	12th
Rushing Defense	62.0	1st	4th
Total Defense	233.0	1st	2nd
Passing Eff. Def.	123.48	4th	53rd
Opp. First Downs	53	1st	6th
Third Down Def.	.286	1st	13th
Sacks For	2.75	2nd	33rd
Red Zone defense	.750	1st	36th

- Air Force has seven players among the Mountain West and national leaders. PJ Ramsey is second in the league and 18th nationally in tackles for loss (1.5) and sacks (.88).

Name	Category	Stats	MW	NCAA
<b>Alec Mock</b>	Forced Fumbles	.50	2nd	9th
	Sacks	.50	7th	--
	Tackles	7.8	9th	--
<b>PJ Ramsey</b>	Sacks	.88	2nd	18th
	TFL	1.5	2nd	18th
<b>Bo Richter</b>	Fumbles Rec.	1	5th	19th
	Sacks	.50	7th	--
<b>Trey Williams</b>	Fumbles Rec.	1	5th	19th
<b>Jamari Bellamy</b>	Fumbles Rec.	1	5th	19th
<b>Johnathan Youngblood</b>	INTs	.20	7th	--
<b>Trey Taylor</b>	INTs	.20	7th	--

### INSIDE THE MOUNTAIN WEST

Air Force team and individual marks that lead the Mountain West.

- 400 rushing yards vs. San Jose State
- 73 rushing attempts vs. San Jose State
- Six rushing touchdowns vs. San Jose State
- 31.7 yards per pass attempt vs. Robert Morris
- 47.5 yards per catch vs. Robert Morris
- 23 rushing first downs vs. San Jose State

#### Individual

- Emmanuel Michel's 33 carries vs. San Jose State ranks first while his 28 vs. Utah State are second.
- Emmanuel Michel's two 100-yard rushing games.
- Zac Larrier and Jared Roznos's 84-yard touchdown pass connection vs. Robert Morris.
- Zac Larrier's 47.5 yards per completion vs. Robert Morris.
- Alec Mock's two sacks vs. Utah State.
- Bo Richter's two sacks vs. Sam Houston.

### ONLY IOWA HAS LONGER STREAK

Air Force has had just two head coaches the last 40 years, as Troy Calhoun is in his 17th season leading the program in 2023. He replaced the legendary Fisher DeBerry, who led the program for 23 years from 1984 to 2006. Iowa is the only other program in the nation with just two coaches during that span. The Hawkeyes have had just two head coaches in the last 46 years. Hayden Fry led the program from 1979 to 1998 before current head coach Kirk Ferentz took over in 1999.

### THIESSEN LONGEST TENURED OC

Air Force offensive coordinator Mike Thiessen is in his 17th season at Air Force overall and

## AIR FORCE'S RECORD WHEN

Month	2023	Calhoun
August	0-0	4-0
September	4-0	36-23
October	0-0	36-30
November	0-0	41-18
December	0-0	8-7

#### Air Force's Conference Record

at home	1-0	42-20
on the road	1-0	41-31
neutral	0-0	0-1

#### Air Force's Non-Conference Record

at home	1-0	31-4
on the road	1-0	10-16
neutral	0-0	8-6

#### Air Force's record in games...

decided by 7 points or less	0-0	18-24
decided by 3 points or less	0-0	13-11
Away during the day	0-0	19-28
Away at night	2-0	26-21
Home during the day	1-0	52-13
Home at night	1-0	21-10

#### Air Force's record when scoring...

less than 20 points	1-0	10-32
20-29 points	0-0	25-31
30-39 points	1-0	41-11
40-49 points	2-0	41-5
50+ points	0-0	8-0

#### Air Force's record when allowing...

less than 20 points	2-0	68-7
20-29 points	2-0	43-21
30-39 points	0-0	12-25
40-49 points	0-0	2-19
50+ points	0-0	0-6

#### Air Force's record when...

leading at halftime	3-0	97-17
trailing at halftime	1-0	16-51
tied at halftime	0-0	12-10

leading after 3rd quarter	3-0	114-11
trailing after 3rd quarter	0-0	9-62
when tied after 3rd quarter	1-0	2-5

when scoring first	3-0	78-17
when opponent scores first	1-0	46-61

when out-rushing opponent	4-0	117-49
when opponent out-rushes	0-0	11-29

with more total yards	4-0	102-25
when opponent has more	0-0	23-50
when total yards are even	0-0	0-1

with a 100-yard rusher	2-0	88-22
------------------------	-----	-------

#### Air Force's record in...

Thursday night games	0-0	7-3
Friday games	2-0	15-6
Saturday games	2-0	98-65
Bowl games	0-0	6-5
Overtime games	0-0	2-3



13th as offensive coordinator. Thiessen is the longest-tenured offensive coordinator in the nation. As offensive coordinator, Thiessen has led a unit over the last five years that has been in the top four of the nation in rushing each year, averaged 32 points per game, been in the top three nationally in passing yards per completion and among the top 10 in third-down percentage. Air Force won its third straight national rushing title last season with a 326.7 average, while leading the nation in time of possession for the second straight year with a 36:33 norm.

### AIR FORCE HEAD COACH TROY CALHOUN

- Troy Calhoun leads all active Mountain West coaches in conference wins with 74. Calhoun is second all-time in conference history in wins, trailing only former New Mexico and San Diego State head coach Rocky Long, who had 91. Calhoun became just the second coach in MW history with 50 conference wins when Air Force defeated UNLV, 41-35, Oct. 19, 2018.
- Calhoun ranks fourth nationally in most wins at one school among active head coaches. The coach is 125-78 in 17 seasons.
- Calhoun is in his 17th season as head coach at Air Force. His tenure is the longest in the Mountain West and fifth longest among active coaches in the nation.
- Calhoun is eighth overall among active head coaches in career wins with 125. He leads all Mountain West and non-Power five head coaches.

### Most Wins by an active FBS Coach at the Same School

#	Name, School	Wins
1.	Dabo Swinney, Clemson	163
2.	Mike Gundy, Oklahoma St.	158
	Kyle Whittingham, Utah	158
4.	<b>Troy Calhoun, Air Force</b>	<b>125</b>

### Longest-tenured head coaches at their current school

#	Head Coach, School	Years
1.	Kirk Ferentz, Iowa	25
2.	Kyle Whittingham, Utah	19
3.	Mike Gundy, Oklahoma State	18
	Rick Stockstill, Middle Tennessee	18
5.	<b>Troy Calhoun, Air Force</b>	<b>17</b>
	Nick Saban, Alabama	17

### Most Wins by Active FBS Head Coaches

#	Head Coach, School	Wins
1.	Nick Saban, Alabama	288
2.	Mack Brown, UNC	271
3.	Kirk Ferentz, Iowa	189
4.	Dabo Swinney, Clemson	163
5.	Mike Gundy, Oklahoma State	158
	Kyle Whittingham, Utah	158
8.	Jimbo Fisher, Texas A&M	125
	<b>Troy Calhoun, Air Force</b>	<b>125</b>
10.	Jeff Tedford, Fresno State	122

### COACHING STAFF LONG ON EXPERIENCE

The Air Force coaching staff is long on experience. Head Coach Troy Calhoun is in his 17th season. Strength and condition coach Matt McGettigan and offensive coordinator Mike Thiessen joined Calhoun in his first season in 2007. Slotback coach Jake Campbell and defensive coordinator Brian Knorr are each in their 12th season on the staff. Offensive line coach Steed Lobotzke is in his ninth season.

The coaching staff features 10 Air Force Academy graduates: Calhoun (1989), Campbell (1996), assistant head coach Charlie Jackson (2000), Knorr (1986), inside linebackers coach Ken Lamendola (2011), Lobotzke (1992), defensive line coach Alex Means (2013), specialist coach Brett Skene (2011), Thiessen (2001) and defensive assistant Anthony Wright (2012). In addition, both recruiting coordinators, Kale Pearson (2015) and Chuck Petersen (1985) are graduates.

### Most Alums on Coaching Staff

#	School	Coaches
1.	<b>Air Force</b>	<b>10</b>
2.	Utah	5
	Clemson	5
	Iowa	5
	Georgia	5
	Michigan	5

## INSIDE THE NUMBERS

### THIS IS AIR FORCE FOOTBALL

- Air Force has an all-time record of 428-338-13 in 69 seasons of varsity football. The Falcons are 238-133-3 at home, 164-184-6 on the road and 26-21-4 in neutral site games. AFA has played in 29 bowl games and has a 15-13-1 all-time record. Air Force is 217-120-4 all-time in Falcon Stadium.
- Air Force is in its 44th year in a conference in 2023. Air Force has played in the Mountain West Conference since its inception. Prior to 1999, Air Force was a member of the Western Athletic Conference from 1980-98. The school was an independent prior to 1980.
- Air Force is 100-82 as a member of the Mountain West. The Falcons are 174-122 overall since joining the MW in 1999.

### ALL-TIME OVERTIME RESULTS

Air Force is 9-7 overall and 6-3 in conference overtime games. The Falcons are 4-3 at home, 5-3 on the road, and 0-1 in neutral site games.

Year	Game	Result
2021	at Nevada	W 41-39 -- 3 OT
2021	Army (N)	L 14-21 -- OT
2019	at Colorado	W 30-23
2016	Hawaii*	L 27-34
2014	Nevada*	W 45-38
2012	Navy	L 21-28
2011	Navy	W 35-34
2009	at Navy	L 13-16
	at Utah*	L 16-23
2007	TCU*	W 20-17
2003	Utah*	L 43-45 -- 3OT
2002	New Mexico*	W 38-31
2000	at Notre Dame	L 31-34
1997	San Diego State*	W 24-18
1996	at Notre Dame	W 20-17
	at Fresno State*	W 44-38

\* - Conference game

## JUST ONE COACHING CHANGE IN 2023

Air Force had just one coaching change in 2023, as Taylor Stubblefield returned to the program as wide receivers coach. He replaced Ari Confessor, who left after four seasons to become receivers coach at Wake Forest. Stubblefield, who coached receivers at Air Force from 2017-18, returned after spending three years at Penn State and a year at Miami, Fla.

## AIR FORCE WITH TWO OR MORE TURNOVERS

- Air Force has won 17 straight and 20 of the last 21 when forcing two or more turnovers.
- Air Force is 2-0 this season.
- Air Force is 36-4 when forcing two or more turnovers the last nine seasons.
- Air Force is 14-2 on the road, 21-2 at home and 1-0 in neutral site games.

### Current Air Force streak

Year.....	Opponent (# TOs) .....	Result
2023.....	Utah State (2) .....	W 39-21
	Robert Morris (2) .....	W 42-7
2022.....	San Diego State (3) .....	W 13-3
	UNLV (4) .....	W 42-7
	Colorado (3) .....	W 41-10
	Northern Iowa (2) .....	W 48-17
2021.....	UNLV (2) .....	W 48-14
	Colorado State (2) .....	W 35-21
	Boise State (2) .....	W 24-17
	Wyoming (2) .....	W 24-14
	New Mexico (3) .....	W 38-10
2020.....	Utah State (2) .....	W 35-7
	New Mexico (2) .....	W 28-0
	Navy (2) .....	W 40-7
2019.....	Wyoming (3) .....	W 20-6
	at Colorado State (2) .....	W 38-21
	at Hawaii (2) .....	W 56-26
	at Navy (3) .....	L 25-34
	Colgate (2) .....	W 48-7
2018.....	Colorado State (2) .....	W 27-19
	New Mexico (2) .....	W 42-24

## ROAD STREAK AT SIX

Air Force has won six straight away from home overall and three straight in true road games dating back to last season. Air Force's last true road game loss came last season at Utah State, 34-27, Oct. 8.

Date .....	Opponent (Site) .....	Result
Sept. 23, 2023.....	at San Jose State .....	W 45-20
Sept. 9, 2023.....	vs. Sam Houston (NRG Stadium) .....	W 13-3
Dec. 22, 2022.....	vs. Baylor (Fort Worth, TX) .....	W 30-15
Nov. 26, 2022 .....	at San Diego State.....	W 13-3
Nov. 5, 2022 .....	vs. Army (Arlington, TX) .....	W 13-7
Oct. 15, 2022 .....	at UNLV.....	W 42-7

## AIR FORCE VS. NON-CONFERENCE OPPONENTS

- Air Force is 2-0 this season and is 11-1 over the last three seasons vs. non-conferences foes.
- The Falcons have won eight straight.
- Air Force is 50-27 against non-conference opponents under head coach Troy Calhoun.
- The Falcons are 31-4 at home, 10-17 on the road and 9-6 in neutral site games.

### 2021-23 Non-Conference Results

#### 2023

Sept. 9	at Sam Houston	W 13-3
Sept. 2	vs. Robert Morris	W 42-7

#### 2022

Dec. 22	vs. Baylor (N)	W 30-15
Nov. 5	vs. Army (N)	W 13-7
Oct. 1	vs. Navy	W 13-10
Sept. 10	vs. Colorado	W 41-10
Sept. 3	vs. Northern Iowa	W 48-17

#### 2021

Dec. 28	vs. Louisville (N)	W 31-28
Nov. 6	vs. Army (N)	L 14-21 OT
Sept. 25	vs. Florida Atlantic	W 31-7
Sept. 11	at Navy	W 23-3
Sept. 4	vs. Lafayette	W 35-14

## AIR FORCE ACADEMY 101

### The Cadet Wing

- To prepare cadets for the life of an officer, the Cadet Wing at the U.S. Air Force Academy simulates the organization of an operational Air Force wing.
- Cadets are responsible for running and operating the wing, which affords them the opportunity to learn how to use a chain of command, how to function as part of various military formations and how military units organize to accomplish collective tasks.
- The wing is led by the Cadet Wing Commander who is the highest-ranking, first-class cadet.
- Within the Cadet Wing, first-class (senior) cadets hold the positions of cadet officers, second-class (junior) cadets act as the cadet non-commissioned officers and third-class (sophomore) cadets represent the cadet junior non-commissioned officers. Fourth-class cadets act as followers and function as cadet Airmen.

### Cadet Squadrons

- The 4,000+ cadets who comprise the Cadet Wing are divided into four groups of 10 squadrons each. Cadets live, eat and take part in military training with their squadrons, which are comprised of roughly even numbers of cadets from all four class years. The squadron is the "home" or "family" for the cadets. Cadets typically forge very close bonds with their squadron-mates.
- When the first class entered the academy in the summer of 1955, they were divided into four squadrons. In the years following, the number of squadrons gradually increased at an average of four to eight per year. By 1970, the size in the cadet wing reached its peak of 40 squadrons. The number of squadrons dipped from 40 to 36 in 1999 but returned to its current strength of 40 squadrons in 2006.
- Air Officers Commanding (AOC) supervise cadets and are located within each group and squadron. These Air Force officers oversee all cadet activities, provide instruction and serve as role models as the cadets experience firsthand the processes of command and organization to accomplish the mission. Academy Military Trainer (AMT) NCOs complement the AOCs and provide an enlisted role model perspective.
- Squadron patches were designed in the early 1960s.

## 2023 SCHEDULE FEATURES GAMES IN ALL FIVE TIME ZONES

The Air Force schedule features five games in Falcon Stadium, including Robert Morris, Utah State, San Diego State, Wyoming and UNLV, along with a home game vs. Army at Empower Field at Mile High in Denver. The Falcons' road schedule features games in all five time zones.

### Zone..... Opponent

Hawaii.....at Hawaii (11/11)  
 Pacific .....at San Jose State (9/22)  
 Mountain.....at Colorado State (10/28); at Boise State (11/24)  
 Central .....at San Houston (9/9)  
 Eastern .....at Navy (10/21)

## BLOCKED KICKS

- Air Force has blocked 43 kicks since 2007 under Calhoun (14 FGs, 19 PATs, 10 punts).
- The Falcons have blocked at least one kick in 16 of 17 seasons under Calhoun.
- Air Force has blocked 141 kicks since 1990 when the program began tracking them. The breakdown: 41 field goals, 39 PATs and 61 punts.

### Blocked kicks since 2007

Year	Total	FG	PAT	Punt
2022	0	0	0	0
2021	1	0	1	0
2020	1	1	0	0
2019	4	0	3	1
2018	3	0	1	2
2017	2	0	0	2
2016	3	0	1	2
2015	3	2	1	0
2014	3	1	1	1
2013	6	2	4	0
2012	1	0	1	0
2011	5	2	3	0
2010	4	1	1	2
2009	4	3	1	0
2008	1	0	1	0
2007	2	2	0	0
<b>Total</b>	<b>43</b>	<b>14</b>	<b>19</b>	<b>10</b>

## FALCONS AMONG ELITE ACADEMICALLY

The Air Force football team has established itself among the nation's elite academically. The Falcons ranked eighth nationally in Academic Progress Rate (APR) in 2022 with a score of 992, according to the NCAA's latest multiyear NCAA Division I scores. This season marks the 11th straight year in the top 10. Air Force led the nation in 2019 with a 997 and was second in 2018 with a 993.

The APR provides a real-time look at a team's academic success each semester by tracking the academic progress of each student-athlete on scholarship (recruited and on varsity roster for non-scholarship schools). The APR accounts for eligibility, retention and graduation and provides a measure of each team's academic performance.

### 2021 NCAA APR Scores (FBS)

#	School	APR
1.	Northwestern	996
	Wisconsin	996
3.	Alabama	995
	Clemson	995
	Mississippi	995
6.	Cincinnati	994
7.	Ohio State	993
8.	<b>Air Force</b>	<b>992</b>
	Minnesota	992
	Wake Forest	992

### Air Force APR Scores since 2018

Year	Score	National Rank
2022	992	T8th
2021	994	T5th
2020	995	T3rd
2019	997	1st
2018	993	2nd

## PLEASE EXCUSE OUR MESS

The Air Force Academy officially broke ground Jan. 24, 2023 on the Falcon Stadium East Club modernization with a ceremony at the construction site.

After nearly six decades of football and lacrosse games, graduations, concerts and various events, the renovations coming to Falcon Stadium will help transform the facility into a first-class venue.

The Falcon Stadium modernization is a fundraising priority within the \$270 million Defining Our Future comprehensive campaign publicly launched in September 2021. The Air Force Academy Foundation and the Air Force Academy Athletic Corporation have partnered to

## AIR FORCE ACADEMY

### Air Force Academy ranks with the best

Air Force had several impressive rankings in the the latest US News & World Report rankings of colleges and universities.

- No. 1 - Undergraduate Management
- No. 1 - Aerospace Engineering
- No. 3 - Top Public Schools
- No. 4 - Electrical Engineering
- No. 6 - Mechanical Engineering
- No. 6 - Undergraduate Engineering

### Air Force Academy Mission

• To educate, train, and inspire men and women to become officers of character, motivated to lead the United States Air Force in service to our Nation.

### Air Force Academy Vision

• The Air Force's premier institution for developing leaders of character.

### General USAFA Information

- USAFA is on 18,500 acres at an average of 7,000 feet above sea level
- USAFA hosts over 1 million visitors per year consisting of tourists, sports fans and family members
- In 1955, Lowry AFB became the temporary site of the Academy; on 29 August 1958, the Academy moved to its current location; in 1959, the first class of 207 graduated
- Perhaps the most notable change in the Academy's history was the admission of women. In 1975, President Ford signed legislation permitting women to enter military academies; the first USAFA class including women graduated in 1980.

### Cadet Wing/Officer Development

- The Cadet Wing consists of approximately 4,300 cadets.
- USAFA hosts an average of 55 international students each year from 25 countries
- Cadets are organized into 40 squadrons, each containing approximately 110 cadets.
- Cadets Squadrons each have one Air Officer Commanding (AOC) and two Academy Military Trainers (AMTs) assigned as permanent party leadership.
- The Academy brings in approx. 1,200 cadets each summer during Basic Cadet Training (BCT). BCT is a 6-week program where cadets transition from civilian to military life.
- More than half of all Academy faculty and staff are currently serving or retired from the military. Exposing cadets to uniformed military and career civil servants enriches their understanding of Air Force careers and imparts the Air Force culture.
- Approximately 800 - 1,000 cadets graduate each year.
- Cadets must participate in an intercollegiate or intramural sport each semester.

### Academics

- 27 academic majors and 11 academic minors.
- All cadets graduate with a Bachelor of Science degree.

achieve the fundraising goals for the stadium as part of the athletics component of the campaign.

The investment required for the initial phase of the Falcon Stadium modernization project totals \$90 million. Philanthropic support through the Air Force Academy Foundation will provide \$35 million as part of the campaign and the remaining \$55 million investment will be financed by Air Force Academy Athletic Corporation revenue.

The new East Club will provide Falcon fans an unmatched setting to enjoy Air Force football, lacrosse and special events. The East Club will enhance the existing east concourse and will feature 1,200 premium seats and a state-of-the-art club level experience. The project includes a modern and efficient entrance, a heritage plaza, open-air hospitality decks, enhanced food and beverage options, updated restrooms, new merchandise area and a ticket office. **(Please turn to page 19-20 for more information)**

### AIR FORCE TO PLAY ARMY AT EMPOWER FIELD AT MILE HIGH

Empower Field at Mile High will play host to Air Force's home football game against Army on Saturday, Nov. 4, the 75th anniversary of the Air Force. Since the building opened in 2001, Empower Field at Mile High has hosted 18 Division I college football games. The game on Nov. 4 will mark the first time the stadium has hosted the Air Force-Army rivalry.

"We are looking forward to partnering with the Denver Broncos to host the Air Force vs. Army game this season," Air Force Director of Athletics Nathan Pine said. "Construction on our east side renovation project will not allow us to showcase the service academy rivalry game in Falcon Stadium the way we want to. While the end result at Falcon Stadium will be well worth it, hosting the game at Empower Field in 2023 and working closely with the Broncos staff will create a memorable experience for our players and our fans and will keep the important advantage of playing this game in Colorado."

### AIR FORCE INSIDE THE NUMBERS AS MW CELEBRATES 25TH SEASON

- Air Force is a conference-best 21-4 overall and 20-2 at home in season openers. Wyoming's 15 wins ranks second.
- Air Force and Fresno State each defeated a Power 5 opponent in a 2022 bowl game by at least 15 points, as the Falcons defeated Baylor by 15 and the Bulldogs beat Washington State by 23 to mark the first bowl season a non-Power 5 conference has recorded multiple 15-point victories over Power 5 teams since 2011.
- Air Force is 100-82 in the Mountain West in 25 years and 174-122 overall since becoming a charter member of the league in 1999. The Falcons have played in a MW-best 14 bowl games.
- Air Force has posted nine shutouts since the Mountain West's inception in 1999, which ranks second only to Boise State's 14.
- Air Force has a MW-best 74-39 non-conference record since 1999. Wyoming's 57 wins is second and San Diego State is third with 53.

### COMMANDER-IN-CHIEF'S TROPHY

The 2023 season marks the 52nd year of Commander-in-Chief's trophy competition. The trophy goes annually to the winning academy with the best record in the round-robin competition. The winning team goes to the White House to receive the trophy from the President of the United States.

Air Force won its record 21st Commander-in-Chief's Trophy and first since 2016 in 2022. The Falcons defeated Navy, 13-10, Oct. 1, and Army, 13-7, Nov. 5 in the Commanders' Classic in Arlington, Texas. Air Force improved to a series-best 65-37 overall in CIC games.

Team	Record	Titles	Last
Air Force	65-37-0	21	2022
Navy	52-49-1	16	2019
Army	35-66-1	9	2020

### Air Force outright CIC title years:

'82, '83, '85, '87, '89, '90, '91, '92, '94, '95, '97, '98, '99, '00, '01, '02, '10, '11, '14, '16, '22

### THE RAM-FALCON TROPHY

Air Force and Colorado State compete each year for the Ram-Falcon Trophy. The 2023 season marks the 43rd year of the trophy competition with Air Force holding a 27-15 lead following a 24-12 win in Falcon Stadium last season. The Falcons have won six straight trophy titles.

The trophy's origin is tracked back to Shelly Godkin, a former ROTC commander at Colorado State. He watched the teams play in 1978 and sought to translate his impressions into a trophy symbolic of an annual game. The first Ram-Falcon trophy game was in 1980.

### THE KUTER TROPHY

The General Laurence S. Kuter Trophy, named after the first PACAF commander, is a tribute to the friendship between Hawai'i and Air Force and to the cooperation between the people of Hawai'i and their Air Force. The trophy was conceived by the University of Hawai'i, sponsored by the Pacific Air Command, and the Air Force Academy helped design it. The Kuter trophy is presented to the winner of the annual football game between the two schools. The

## A DAY IN THE LIFE

### Caleb Rillos, Senior, TE

#### Major: Mechanical Engineering

6:30 a.m.....Wake up  
 6:45 a.m.....Morning Formation  
 7:00 a.m.....Breakfast  
 7:30 a.m.....Mech 491 Robot Design  
 8:30 a.m.....Mech 491 Robot Design (2nd hour)  
 9:30 a.m.....Mech 460 Exp. Mechanics  
 10:30 a.m. ....Mech 460 (2nd hour)  
 11:35 a.m. ....Marching / Formation  
 11:55 a.m. ...Lunch  
 12:45 p.m. ....Mgt 400 Leading Innovation  
 1:55 p.m.....Position Meeting  
 2:30 p.m. ....Special Teams Meeting  
 3:10 p.m. ....Team Lift  
 4:10 p.m. ....Practice  
 6:00 p.m. ....Shower and Treatment  
 7:15 p.m. ....Dinner and Film  
 8:00 p.m. ....Start Homework  
 11:00 p.m. ...Bedtime

### Bo Richter, Senior, LB/DL

#### Major: Business Management

6:30 a.m.....Wake up  
 6:45 a.m.....Morning Formation  
 7:00 a.m.....Breakfast  
 8:30 a.m.....Investments  
 9:30 a.m.....Comparative Religion  
 10:30 a.m. ....The American Way of War  
 11:35 a.m. ....Marching / Formation  
 11:50 a.m. ...Lunch  
 12:30 p.m. ...Officer Development  
 1:00 p.m. ....Tape/Pre-Practice Warmup  
 1:40 p.m. ....Position Meeting  
 2:30 p.m. ....Special Teams Meeting  
 3:10 p.m. ....Team Lift  
 4:10 p.m. ....Practice  
 6:00 p.m. ....Shower and Treatment  
 7:15 p.m. ....Dinner and Film  
 8:45 p.m. ....Start Homework  
 11:00 p.m. ...Bedtime

### John Lee Eldridge III, Senior, RB

#### Major: Business Management

6:30 a.m.....Wake up  
 6:45 a.m.....Morning Formation  
 7:00 a.m.....Breakfast  
 7:30 a.m.....Leadership 400z  
 8:30 a.m.....Leading Innovation  
 9:30 a.m.....Org Development & Change  
 10:30 a.m. ....Astro engineering  
 11:35 a.m. ....Marching / Formation  
 11:50 a.m. ...Lunch  
 12:30 p.m. ....Officer Development/tutoring  
 1:30 p.m. ....Tape/Pre-Practice Warmup  
 1:55 p.m. ....Position Meeting  
 2:30 p.m. ....Special Teams Meeting  
 3:10 p.m. ....Team Lift  
 4:10 p.m. ....Practice  
 6:00 p.m. ....Shower and Treatment  
 7:15 p.m. ....Dinner and Film  
 8:30 p.m. ....Call home/family  
 9:00 p.m. ....Start Homework  
 12:00 a.m. ...Bedtime

Falcons hold the trophy following a 56-26 victory at Hawaii in 2019 in the last meeting between the schools.

### AIR FORCE PICKED SECOND IN MOUNTAIN WEST

Air Force was picked to finish second in the preseason football poll. The Falcons received 364 total points and two first-place votes. Boise State was picked to finish first, receiving 433 points and a league-high 28 first-place votes. Fresno State was selected third with 351 points and five first-place votes. San Diego State was fourth with 338 points and one first-place vote while San Jose State was fifth with 293 points. This season is the first without division since 2012.

Air Force had four players earn preseason all-Mountain West honors. Senior offensive lineman Thor Paglialong and senior running back John Lee Eldridge III earned first-team offensive honors. Junior nose guard Payton Zdroik and senior safety Trey Taylor each earned first-team defensive honors.

### 2023 Mountain West Predicted Order of Finish

#	Team (first-place votes) ... Points
1.	Boise State (28) ..... 433
2.	<b>Air Force (2) ..... 364</b>
3.	Fresno State (5) ..... 351
4.	San Diego State (1) ..... 338
4.	San José State..... 293
5.	Wyoming ..... 281
7.	Colorado State..... 201
8.	Utah State..... 194
9.	UNLV (1) ..... 177
10.	Hawai'i..... 102
11.	Nevada ..... 92
12.	New Mexico..... 60

### Air Force poll history

Year	Sel (Finish)	Year	Sel (Finish)	Year	Sel (Finish)
1999	2nd (7th)	2009	4th (4th)	2019*	3rd (2nd)
2000	4th (2nd)	2010	4th (4th)	2020*	3rd (5th)
2001	5th (T5th)	2011	3rd (5th)	2021*	3rd (2nd)
2002	5th (3rd)	2012	6th (4th)	2022*	2nd (T2nd)
2003	3rd (T4th)	2013*	3rd (6th)	2023	2nd
2004	7th (T4th)	2014*	6th (4th)		
2005	7th (7th)	2015*	4th (1st)		
2006	7th (T6th)	2016*	2nd (4th)		
2007	7th (2nd)	2017*	4th (4th)		
2008	6th (4th)	2018*	5th (4th)		

- This season marks the second straight season and fourth overall that Air Force has been picked second. The Falcons finished second or better once in the previous three years when picked second.
- Air Force has finished even or higher than selected 18 times, including 11 times higher, in the 24 previous years in the conference.

### 2022 RECAP

Air Force finished the season 10-3 overall and was second in the Mountain West Mountain Division with a 5-3 mark. The Falcons posted their third straight 10-win season, excluding the COVID-shortened 2020 season, which only Alabama, Clemson, Georgia, Ohio State, Utah and Oregon have matched. Air Force won a series-record 21st Commander-in-Chief's Trophy and defeated Baylor to win the Armed Forces Bowl. The Baylor victory marks the fourth consecutive bowl win and third straight over a Power 5 program. The Falcons also won a program-record six national statistical titles in 2022. Air Force won its third-straight national rushing title with a 326.7 per-game average, the only team in the nation over 300 yards per game. Air Force is just the second school to win three straight rushing titles and the first since 2008. The Falcons finished the season with the top-ranked total defense for the first time in program history, allowing just 254.4 yards per game. The Falcons are just the second non-Power 5 team in the last 31 years to win the national title in total defense. Air Force won the title for fewest penalty yards per game with just 29.69, time of possession for the second straight season with a 36:33 mark and in yards per completion with a 22.3 average.

## A DAY IN THE LIFE

### Johnathan Youngblood, Senior, ILB

#### Major: Management

6:30 a.m.....Wake up  
 6:45 a.m.....Morning Formation  
 7:00 a.m.....Breakfast  
 7:30 a.m.....Astronautical Engineering  
 8:30 a.m.....Ops and Project Management  
 9:30 a.m.....Strategic Mgt (1st hour)  
 10:30 a.m. ....Strategic Mgt (2nd hour)  
 11:35 a.m. ...Marching / Formation  
 11:50 a.m. ...Lunch  
 12:30 p.m. ...Officer Development  
 1:00 p.m. ....Tape/Pre-Practice Warmup  
 1:40 p.m. ....Position Meeting  
 2:30 p.m. ....Special Teams Meeting  
 3:10 p.m. ....Team Lift  
 4:10 p.m. ....Practice  
 6:00 p.m. ....Shower and Treatment  
 7:15 p.m. ....Dinner and Film  
 8:10 p.m. ....Start Homework  
 12:00 a.m. ...Bedtime

### Thor Paglialong, Senior, OL

#### Major: Management

6:30 a.m.....Wake up  
 6:45 a.m.....Morning Formation  
 7:00 a.m.....Breakfast  
 7:30 a.m.....Introduction to Astronautics  
 8:30 a.m.....Investments  
 9:30 a.m.....Philosophy  
 10:30 a.m. ...Business Ethics  
 11:35 a.m. ...Marching / Formation  
 11:55 a.m. ...Lunch  
 12:30 p.m. ...Officer Development  
 1:00 p.m. ....Tape/Pre-Practice Warmup  
 1:55 p.m. ....Position Meeting  
 2:40 p.m. ....Special Teams Meeting  
 3:15 p.m. ....Team Lift  
 4:10 p.m. ....Practice  
 6:15 p.m. ....Shower and Treatment  
 7:15 p.m. ....Dinner and Film  
 8:00 p.m. ....Start Homework  
 11:00 p.m. ...Bedtime

### Trey Taylor, Senior, Safety

#### Major: Management

6:30 a.m.....Wake up  
 6:45 a.m.....Morning Formation  
 7:00 a.m.....Breakfast  
 7:30 a.m.....Free Period  
 8:30 a.m.....Astronautical Engineering  
 9:30 a.m.....Philosophy  
 10:30 a.m. ...Business Ethics  
 11:35 a.m. ...Marching / Formation  
 11:50 a.m. ...Lunch  
 12:30 p.m. ...Officer Development  
 1:00 p.m. ....Tape/Pre-Practice Warmup  
 1:55 p.m. ....Position Meeting  
 2:40 p.m. ....Special Teams Meeting  
 3:10 p.m. ....Team Lift  
 4:10 p.m. ....Practice  
 6:20 p.m. ....Shower and Treatment  
 7:15 p.m. ....Dinner and Film  
 8:10 p.m. ....Start Homework  
 11:00 p.m. ...Bedtime

## INDIVIDUAL NOTES

### NATIONAL WATCH LISTS

#### Thor Paglialong, Senior, OC

- **Outland Trophy** goes to the nation's top interior lineman.
- **Lombardi Award** goes to the top offensive or defensive lineman.

#### Trey Taylor, Senior, Safety

- **Bronko Nagurski Trophy** goes to the nation's most outstanding defensive player.
- **Jim Thorpe Award** goes to the nation's top defensive back.
- **Chuck Bednarik Award** is presented to the outstanding defensive player in college football.
- **Senior Bowl Watch List** is the premier all-star game for seniors and first stage in the NFL Draft process. The game is played Saturday, Feb. 3, 2024, in Mobile, Ala.

#### Matthew Dapore, Junior, PK

- **Lou Groza Collegiate Place-Kicker Award** goes to the nation's best kicker.

### TAYLOR COULD JOIN ELITE COMPANY

Senior Trey Taylor led the Falcons in tackles last season with 69 total. He also had 4.5 tackles for loss, a sack, two interceptions and four pass breakups. The senior safety could become the first player since All-American Weston Steelhammer in 2016 to lead the team in tackles in consecutive seasons. Steelhammer had 80 tackles in 2015 and 80 in 2016 to lead the team. Taylor was second on the team in 2021 with 62 tackles and is the program's active career leaders in tackles with 137. Taylor is currently second on the team in tackles with 17, trailing Alec Mock, who has 25. Taylor opened the season with six tackles vs. Robert Morris, added five vs. Sam Houston, six plus a career-best 2.0 tackles for loss vs. Utah State and a season-high eight stops, a tackle for loss and an interception at San Jose State.

### FIRST TIME SUCCESS

Air Force has several players that found huge success with their first-career carry, catch and pass over the last three seasons. The tradition continued against Robert Morris in the season opener when Zac LARRIER's first-career completion and Jared Roznos' first-career reception resulted in an 84-yard touchdown.

- Zac LARRIER threw an 84-yard touchdown pass vs. Robert Morris this season
  - Jared Roznos scored a touchdown on an 84-yard catch vs. Robert Morris this season
  - Jalen Johnson scored a touchdown on an 80-yard run vs. Northern Iowa in 2022
  - John Lee Eldridge III scored on a touchdown on a 16-yard at Colorado State in 2021
- Although it was not the first completion of his career, Ben Brittain's first completion of 2022, his first since 2020, went for an 80-yard touchdown vs. Northern Iowa.

### THE DIESEL STORY

- The Air Force offensive line is nicknamed the Diesel. The background dates back to 2018 when center Christopher Mitchell happened to be walking through the locker room and bumped into tight end Lesley Dalger, who referred to Mitchell as a diesel. The lineman took it and ran with it. The group developed a motto of "It starts with us" meaning that if the offensive line doesn't have a solid game it will be difficult to win. The group takes that mentality to practice every day. They have a blue-collar, bring-your-lunch-pail-to-work mentality. The linemen have hats with a diesel pump and a drop of fuel on the front. Legend has it that they found the hats at a truck stop. The mother of a former Falcon, Wolfgang Rehbock, helped secure 20-25 hats to get it started. Offensive linemen have to earn the hat, but they also give them out to other position players that they feel take on their mentality. There is an official ceremony when a player earns the hat, which is voted on by seniors on the offensive line. The ceremony is shrouded in secrecy, as the members do not discuss it.
- The Diesel produces. The group has helped Air Force lead the nation in rushing three straight years, being the only team in the nation to average over 300 yards per game each season. The group became the first from a non-Power 5 conference to be a finalist for the Joe Moore Award, which goes to the nation's best offensive line. The Falcons were finalist in 2021 and 2022.
- This season, the Diesel has paved the way for Air Force to lead the nation in rushing with a 340.5 average. The Falcons are second nationally in time of possession with a 36:38 mark and eighth in fewest sacks allowed with a .75 average.

### ELDRIDGE III LEADS THE WAY

Senior RB John Lee Eldridge III is third on the team in rushing with 254 yards and three touchdowns on 27 carries. He opened 2023 rushing for 72 yards on four carries vs. Robert Morris,

## 79 Hunter Brown

Air Force wears a HB79 sticker on the back of its helmets this year to honor fallen teammate offensive lineman Hunter Brown, who passed away in January after experiencing a medical emergency while leaving his dormitory for class.



## A DAY IN THE LIFE

Jayden Thiergood, Senior, DL

Major: Management

Time..... Activity

6:30 a.m..... Wake up  
6:45 a.m..... Morning Formation  
7:05 a.m..... Breakfast  
7:30 a.m..... Astronautical Engineering  
8:30 a.m..... Organizational Development  
9:30 a.m..... Strategic Management  
10:30 a.m.... Strategic Management  
(Double Period)  
11:35 a.m.. Marching / Formation  
11:55 a.m... Lunch  
12:45 p.m.. Officer Development  
1:20 p.m.... Tape/Treatment/Warmup  
1:55 p.m.... Position Meeting  
2:40 p.m.... Special Teams Meeting  
3:05 p.m.... Team Lift  
4:10 p.m.... Practice  
6:00 p.m.... Shower and Treatment  
7:15 p.m.... Dinner and Film  
8:10 p.m.... Start Homework  
11:30 p.m.. Bedtime

## MW PLAYER OF THE WEEK

Air Force Mountain West Player of the Week honors in 2023 follow below.

### Offensive Player of the Week

2023 - Emmanuel Michel vs. Utah State (9/15)

### Defensive Player of the Week

2023 - Alec Mock vs. Sam Houston (9/9)

### Special Teams Player of the Week

2023 - Matthew Dapore vs. Sam Houston (9/9)

including a career-long 65 yard run. He posted his fourth career 100-yard game vs. San Jose State with 102 yards and a career-high two touchdowns on 10 carries. Eldridge III became the 61st player in program history to hit the 1,000-yard mark in his career in the San Jose State. He ranks 59th in program history with 1,041 yards. He is the Air Force career leader in yards per carry with an 8.1 mark.

#### Air Force Career Rushing Average

#	Player (Pos), Years	Avg.
1.	<b>John Lee Eldridge III (HB), 2021-pres.</b>	<b>8.1</b>
2.	Mike Brown (HB), 1982-84	7.5
3.	Tim McVey (RB), 2015-17	7.2
4.	Ronald Cleveland (WR), 2016-18	7.1
	Antoine Banks (HB), 1990-92	7.1
6.	Anthony LaCoste (TB), 2010-13	7.0
7.	Dee Dowis (QB), 1986-89	6.7
8.	Jon Lee (TB), 2011-14	6.6
	Tobin Ruff (HB), 1994-97	6.6
	Jake Campbell (HB), 1993-95	6.6

#### DAPORE PLACING HIMSELF AMONG THE BEST

Junior PK Matthew Dapore is on the Lou Groza National Placekicker Award watch list this season. A semifinalist for the award last season, Dapore hit 16-21 field goals and 37-38 extra points for 85 points.

Dapore has hit 27-34 field goals in his career and his .794 percentage ranks sixth in Air Force history. He is tied for eighth in program history in career field goals made with 27. He hit is first two attempts of the season in the Sam Houston game, hitting twice from 42 yards. Dapore added a season-long 49-yard field goal vs. Utah State.

#### BEST FIELD GOAL PERCENTAGE

(At least 10 attempts)

#	Player, Years (FG-A)	Pct.
1.	Will Conant, 2013-14 (30-34)	.882
2.	Jake Koehnke, 2018-19 (22-25)	.880
3.	Luke Strebel, 2015-17 (41-48)	.854
4.	Jackson Whiting, 1998-99 (19-23)	.826
5.	Joe Wood, 1989-91 (39-49)	.796
6.	<b>Matthew Dapore, 2021-pres. (27-34)</b>	<b>.794</b>
7.	Ryan Harrison, 2007-08 (43-56)	.768
8.	David Adams 1998-00 (26-34)	.764
9.	Carlos Mateos, 1984 (12-16)	.750
10.	Joey Ashcroft, 2001-03 (29-39)	.744

#### RILLOS NATIONAL FOOTBALL FOUNDATION WILLIAM V. CAMPBELL NOMINEE

Senior tight end Caleb Rillos is Air Force’s nominee for the National Football Foundation’s William V. Campbell Trophy, which goes annually to college football’s top student-athlete. Known as the “Academic Heisman,” the trophy goes to the player who has demonstrated outstanding athletic ability, exemplary leadership on the field, in the classroom and the community.

Rillos has a 3.8 cumulative grade point average and a 3.84 core GPA. He is ranked in the top 100 of his class of over 1,100. He is a two-time academic all-Mountain West selection and two-time Mountain West scholar-athlete. He is active in his local community with Fellowship of Christian Athletes, Salvation Army, Operation Christmas Child and the National Honor Society. He is majoring in mechanical engineering.

#### LARRIER IMPROVES TO 4-0 IN CAREER

Senior QB Zac LARRIER earned the starting nod this season and has led the team to a 4-0 start. LARRIER is the first quarterback to win his first four starts since Arion Worthman, who won his first six from 2016-17.

LARRIER is second on the team in rushing with 259 yards and three touchdowns on 54 carries. He has hit 8-12 passes for 221 yards and a touchdown and has a 248.9 quarterback efficiency rating.

He had a successful debut in the 42-7 win over Robert Morris. He recorded a career-high 99 yards and two touchdowns. Six of his carries went for first downs or touchdowns and he averaged 7.1 yards per carry. He also recorded his first-career statistics in every passing category with two completions, three attempts, 95 yards and a touchdown. LARRIER threw an 84-yard touchdown pass on his first-career completion which ties as the fifth-longest in Air Force history. He averaged 47.5 yards per completion and 31.7 yards per attempt.

#### EMMANUEL MICHEL OFF AND RUNNING

Senior FB Emmanuel Michel leads the team in rushing with 322 yards and six touchdowns. He is third in the Mountain West and in rushing with an 80.5 average, sixth in scoring with a

### GAME CAPTAINS

Air Force uses game captains. The captains for each game follow.

#### Robert Morris

Thor Paglialong (OC), Bo Richter (OLB), Trey Taylor (DB), Camby Goff (DB)

#### Sam Houston

Thor Paglialong (OC), Wesley Ndago (OL), Jayden Goodwin (DB), Trey Taylor (DB)

#### Utah State

Thor Paglialong (OC), Bo Richter (OLB), PJ Ramsey (DE), Trey Taylor (DB)

#### San Jose State

Thor Paglialong (OC), Ethan Jackman (OL), Alec Mock (ILB), Trey Taylor (DB)

9.5 mark and ninth in yards per carry with a 4.41 norm. Michel has rushed for 254 yards and six touchdowns on 61 carries the last two games, averages of 127 yards, 30.5 carries and 3.0 touchdowns per game. Michel rushed for 106 yards and three touchdowns vs. Utah State and added career highs of 33 carries for 148 yards and three more scores at San Jose State. Michel became the 62nd player in program history to top the 1,000-yard mark for his career at SJSU and ranks 62nd with 1,001.

### MOCK AMONG THE LEADERS

Air Force senior ILB Alec Mock leads the Falcons in tackles with 31, solo stop with 20 and forced fumbles with two. He also has 3.0 tackles for loss for 19 yards and 2.0 sacks for 14 yards. Mock has two 10-plus tackle performances this season, recording a season-best 11 tackles each vs. Sam Houston and Utah State. Mock ranks second in the MW in forced fumbles (.50), seventh in sacks (.50) and ninth in tackles (7.8).

### JARED ROZDOS LEADS TEAM IN RECEIVING

Junior WR Jared Roznos leads the team in receiving with four catches for 166 yards and a touchdown with a long of 84 yards. He has at least one catch in three of four games. Roznos made the most of his first-career start in the Robert Morris game. Roznos hauled in an 84-yard touchdown pass for the first catch of his career. The catch ties as the fifth-longest in school history. He finished with two catches for 95 yards, an average of 47.5 yards per catch. He added a 49 yard catch vs. Utah State.

### RAMSEY LEADING THE WAY

Senior DE PJ Ramsey is a disruptive force on the Air Force defense. He ranks second in the Mountain West and 18th nationally in tackles for loss with a 1.5 average and sacks with a .88 norm. Ramsey has 10 total tackles, 6.0 tackles for loss for 31 yards and 3.5 sacks for 21 yards. He has had a TFL in three of four games this season and four of six dating back to last season.

### AIR FORCE INDIVIDUAL HONORS

- **4 - Emmanuel Michel, Senior, FB** - Mountain West Offensive Player of the Week vs. Utah State.
- **7 - Trey Taylor, Senior, DB** - Preseason all-Mountain West by league's media ... Athlon preseason second-team all-Mountain West ... Phil Steele's Magazine preseason first-team all-Mountain West ... Sports Info Solutions preseason first-team all-Mountain West ... Bronko Nagurski Watch List ... Jim Thorpe Watch List ... Chuck Bednarik Watch List ... Senior Bowl Watch List.
- **8 - Bo Richter, Senior, LB/DL** - Athlon preseason fourth-team all-Mountain West ... Phil Steele's Magazine preseason second-team all-Mountain West.
- **11 - Camby Goff, Senior, SPUR** - Athlon preseason second-team all-Mountain West ... Phil Steele's Magazine preseason second-team all-Mountain West.
- **16 - Jayden Goodwin, Senior, DB** - Athlon preseason third-team all-Mountain West ... Sports Info Solutions preseason first-team all-Mountain West.
- **24 - John Lee Eldridge III, Senior, RB** - Preseason all-Mountain West by league's media... Athlon preseason second-team all-Mountain West ... Phil Steele's Magazine preseason third-team all-Mountain West ... Sports Info Solutions preseason first-team all-Mountain West.
- **40 - Alec Mock, Senior, ILB** - HERO Group of 5 preseason second-team All-American ... Athlon preseason first-team all-Mountain West ... Sports Info Solutions preseason first-team all-Mountain West ... Mountain West Defensive Player of the Week vs. Sam Houston ... Frisco Bowl Defensive Player of the Week vs. Sam Houston.
- **43 - Matthew Dapore, Junior, PK** - Lou Groza National Placekicker Award watch list ... Mountain West Special Teams Player of the Week vs. Sam Houston.
- **48 - Jayden Thiergood, Senior, DL** - Athlon preseason second-team all-Mountain West ... Phil Steele's Magazine preseason second-team all-Mountain West ... Phil Steele's Magazine preseason third-team all-Mountain West.
- **59 - Adam Karas, Senior, OL** - Phil Steele's Magazine preseason second-team all-Mountain West ... Sports Info Solutions preseason first-team all-Mountain West.
- **68 - Thor Paglialong, Senior, OL** - Preseason all-Mountain West by league's media ... Athlon preseason first-team all-Mountain West ... Phil Steele's Magazine preseason second-team all-Mountain West ... Sports Info Solutions preseason first-team all-Mountain West ... Outland Trophy Watch List ... Lombardi Award Watch List.
- **69 - Wesley Ndago, Senior, OL** Athlon preseason second-team all-Mountain West ... Phil Steele's Magazine preseason third-team all-Mountain West.
- **96 - Payton Zdroik, Senior, DL** - Preseason all-Mountain West by league's media ... HERO Group of 5 preseason first-team All-America ... Athlon preseason first-team all-Mountain West ... Sports Info Solutions preseason first-team all-Mountain West.

## MOUNTAIN WEST 25TH ANNIVERSARY

The 2023-24 season is the 25th for the Mountain West, celebrating 25 years of blazing new trails.

- The first conference to establish a linear sports television network dedicated solely to a conference.
- The first conference to have a female play in an FBS game.
- The first conference to experiment with the coaches' challenge in the college football instant replay system.
- The first to appear in and win a BCS game (Utah vs. Pitt) and first to represent and win a CFP New Year's Six Game - Boise State vs. Arizona.
- The first to broadcast a live football game on Twitter, ahead of even the NFL. Also, the first to stream a live college football bowl game on Facebook.
- The first league to allow student-athletes in Joint Council and Board of Director meetings.
- The first conference to host an eSports event alongside an intercollegiate athletic event.
- 2023 will be the first season without divisions since 2012 (not including the 2020 season, which was impacted by COVID-19).

The Mountain West is one of the most successful and competitive conferences nationally.

- The MW owns the third-best win percentage in bowl games since 2004, trailing only the SEC (.618) and Sun Belt (.576).
- The MW has a winning record against every non-autonomous five conferences.
- In the last 19 years, the MW has been the top non-autonomous five conferences 10 times and the second five times (as determined by composite rankings).
- The Mountain West has been home to at least three 10-win teams in six of the last seven years. The only year the league did not have at least three 10-win teams was during the COVID season in 2020 when the maximum number of games a team played in the league was nine.
- Air Force (#66) was the highest-ranked non-autonomous institution in the final Learfield Directors' Cup standings for 2022-23.





## CHARTING THE FALCONS ON CAREER LISTS

### RUSHING YARDAGE

#### (All 1,000-yard efforts listed)

1. Dee Dowis (QB), 1986-89 .....	3,612
2. Asher Clark (RB) 2008-11 .....	3,594
3. Brad Roberts (FB), 2020-22 .....	3,541
4. Beau Morgan (QB), 1994-96 .....	3,379
5. Jacobi Owens (RB), 2014-16 .....	3,005
6. John Kershner (FB), 1980-83 .....	2,726
7. Chad Hall (TB/WR), 2005-07 .....	2,606
8. Shaun Carney (QB), 2004-07 .....	2,561
9. Chance Harridge (QB), 2001-03 .....	2,324
10. Pat Evans (FB), 1984-86 .....	2,284
Brian Bream (TB), 1969-71 .....	2,284
12. Greg Johnson (HB), 1986-89 .....	1,993
13. Tim Jefferson (QB) 2008-11 .....	1,988
14. Jared Tew (FB) 2008-10 .....	1,897
15. Tim McVey (RB), 2015-17 .....	1,890
16. Marty Louthan (QB), 1980-83 .....	1,860
17. Kadin Remsberg (TB), 2018-20 .....	1,779
18. Jason Jones (FB), 1989-91 .....	1,762
19. Rodney Lewis (FB), 1987-90 .....	1,760
20. Haaziq Daniels (QB), 2020-22 .....	1,723
21. Rob Perez (QB), 1990-91 .....	1,702
22. Andy Smith (FB), 1986-88 .....	1,686
23. Bart Weiss (QB), 1983-85 .....	1,677
24. Mike Brown (RB), 1982-84 .....	1,638
25. Terry Isaacson (QB), 1961-63 .....	1,633
26. Ken Wood (TB), 1974-76 .....	1,630
27. Arion Worthman (QB), 2016-18 .....	1,593
28. Shelby Ball (TB), 1976-79 .....	1,551
29. Darnell Stephens (HB), 2002-04 .....	1,537
30. Mike Thiessen (QB), 1998-00 .....	1,534
31. Cody Getz (TB), 2009-12 .....	1,534
32. Anthony Butler (HB), 2001-04 .....	1,525
33. Taven Birdow (FB), 2017-19 .....	1,489
34. Jake Campbell (HB), 1993-95 .....	1,478
35. Leotis Palmer (HB), 1999-02 .....	1,470
36. D.J. Johnson (FB), 2014-16 .....	1,449
37. Qualario Brown (HB), 1997-00 .....	1,406
38. Scotty McKay (HB), 1998-00 .....	1,400
39. Mike Quinlan (HB), 1958-60 .....	1,371
40. Spanky Gilliam (FB), 1996-98 .....	1,354
41. Connor Dietz (QB), 2009-12 .....	1,347
42. Larry Thomson (FB), 1956-58 .....	1,347
43. Jody Simmons (RB), 1982-84 .....	1,336
44. Shane Davern (FB), 2015-16 .....	1,311
45. Nakia Addison (FB), 1994-96 .....	1,296
46. Ted Sundquist (FB), 1980-83 .....	1,289
47. Wayne Young (RB), 1990-93 .....	1,261
48. Jacobe Kendrick (FB), 2003-06 .....	1,252
49. Keith Boyea (QB), 2000-01 .....	1,242
50. Johnny Smith (FB), 1984-86 .....	1,233
51. Albert Booker (RB), 1986-88 .....	1,225
52. Anthony Roberson (RB), 1987-88 .....	1,145
53. Jon Lee (TB), 2011-14 .....	1,135
54. Blane Morgan (QB), 1996-98 .....	1,129
55. Obasi Onuoha (RB), 1990-93 .....	1,114
56. Curtis Martin (HB), 1968-70 .....	1,091
57. Bill Berry (FB), 1971-73 .....	1,074
58. Anthony LaCoste (TB), 2010-13 .....	1,055
59. <b>John Lee Eldridge III (HB), 2021-pres...</b>	<b>1,041</b>
60. Cole Fagan (FB), 2017-18 .....	1,024
61. Joel Carlson (TB), 1970-72 .....	1,005
62. <b>Emmanuel Michel (FB), 2021-pres...</b>	<b>1,001</b>

### BEST RUSHING AVERAGE

#### (Min. 75 attempts)

1. <b>John Lee Eldridge III (HB), 2021-pres.....</b>	<b>8.1</b>
2. Mike Brown (HB), 1982-84 .....	7.5
3. Tim McVey (RB), 2015-17 .....	7.2
4. Ronald Cleveland (WR), 2016-18 .....	7.1
Antoine Banks (HB), 1990-92 .....	7.1
6. Anthony LaCoste (TB), 2010-13 .....	7.0
7. Dee Dowis (QB), 1986-89 .....	6.7
8. Jon Lee (TB), 2011-14 .....	6.6
Tobin Ruff (HB), 1994-97 .....	6.6
Jake Campbell (HB), 1993-95 .....	6.6
11. Scotty McKay (HB), 1998-00 .....	6.3

### MOST POINTS

#### (All Players with 200 listed)

1. Luke Strelbel (PK), 2015-17 .....	254
2. Beau Morgan (QB), 1994-96 .....	252
3. Dee Dowis (QB), 1986-89 .....	252
4. Sean Pavlich (PK), 1980-83 .....	237
5. Dave Lawson (PK), 1972-75 .....	231
6. Greg Johnson (HB), 1986-89 .....	226
7. Joe Wood (HB), 1989-91 .....	221
8. Brad Roberts (FB), 2020-22 .....	210
Chance Harridge (QB), 2001-03 .....	210
10. Ryan Harrison (PK), 2007-08 .....	209
11. Tim Jefferson (QB), 2008-11 .....	200

**Matthew Dapore (PK), 2021-pres. .... 159**

### MOST EXTRA POINT ATTEMPTS

1. Luke Strelbel, 2015-17 .....	131
2. Sean Pavlich, 1980-83 .....	118
3. Joe Wood, 1989-91 .....	108
4. Parker Herrington, 2011-12 .....	95
5. Jake Koehnke, 2018-19 .....	88
6. Dave Lawson, 1972-75 .....	87
7. Erik Soderberg, 2009-11 .....	86
8. Will Conant, 2013-14 .....	83
9. Ryan Harrison, 2007-08 .....	82
10. Joey Ashcroft, 2001-03 .....	81

**Matthew Dapore, 2021-pres. .... 80**

### MOST EXTRA POINTS MADE

1. Luke Strelbel, 2015-17 .....	131
2. Sean Pavlich, 1980-83 .....	111
3. Joe Wood, 1989-91 .....	104
4. Parker Herrington, 2011-12 .....	91
5. Jake Koehnke, 2018-19 .....	83
6. Erik Soderberg, 2009-11 .....	82
7. Will Conant, 2013-14 .....	81
8. Ryan Harrison, 2007-08 .....	80
9. Jackson Whiting, 1998-99 .....	79
10. Dave Lawson, 1972-75 .....	78

**Matthew Dapore, 2021-pres. .... 78**

### BEST PAT KICKING CONVERSION PCT

1. Luke Strelbel, 2015-17 (131-131) .....	1.000
Tom Ruby, 1984-85 (57-57) .....	1.000
Chris Blasy, 1986-87 (22-22) .....	1.000
Anthony Rodriguez, 2021-22 (22-22) .....	1.000
Tevey Schuettpehlz-Rohl (16-16) .....	1.000
6. Jackson Whiting, 1998-99 (79-80) .....	.987
7. Will Conant, 2013-14 (81-83) .....	.976
Ryan Harrison, 2007-08 (80-82) .....	.976
9. Steve Yarbrough, 1987-88 (77-79) .....	.975

**Matthew Dapore, 2021-pres (80-82) .... .975**

### FIELD GOAL ATTEMPTS

1. Dave Lawson, 1972-75 .....	95
2. Sean Pavlich, 1980-83 .....	58
3. Ryan Harrison, 2007-08 .....	56
4. Dennis Leuthauser, 1967-69 .....	50
5. Joe Wood, 1989-91 .....	49
6. Luke Strelbel, 2015-17 .....	48
7. Erik Soderberg, 2009-11 .....	40
Jim Sturch, 1978-79 .....	40
9. Joey Ashcroft, 2001-03 .....	39
10. Randy Roberts, 1994-95 .....	37

**Matthew Dapore, 2021-pres. .... 34**

### FIELD GOALS MADE

1. Dave Lawson, 1972-75 .....	51
2. Ryan Harrison, 2007-08 .....	43
3. Sean Pavlich, 1980-83 .....	42
4. Luke Strelbel, 2015-17 .....	41
5. Joe Wood, 1989-91 .....	39
6. Will Conant, 2013-14 .....	30
7. Joey Ashcroft, 2001-03 .....	29
8. Erik Soderberg, 2009-11 .....	27
Dennis Leuthauser, 1967-69 .....	27

**Matthew Dapore, 2021-pres. .... 27**

### BEST FIELD GOAL PERCENTAGE

#### (At least 10 attempts)

1. Will Conant, 2013-14 (30-34) .....	.882
2. Jake Koehnke, 2018-19 (22-25) .....	.880
3. Luke Strelbel, 2015-17 (41-48) .....	.854
4. Jackson Whiting, 1998-99 (19-23) .....	.826
5. Joe Wood, 1989-91 (39-49) .....	.796
6. <b>Matthew Dapore, 2021-pres. (27-34) ...</b>	<b>.794</b>
7. Ryan Harrison, 2007-08 (43-56) .....	.768
8. David Adams 1998-00 (26-34) .....	.764
9. Carlos Mateos, 1984 (12-16) .....	.750
10. Joey Ashcroft, 2001-03 (29-39) .....	.744

**AIR FORCE FOOTBALL TO HONOR DOOLITTLE RAIDERS**

Air Force football will honor the Doolittle Raiders with the 2023 edition of the Air Power Legacy Series uniforms. The Falcons will wear the uniform for the Navy game Oct. 21 in Annapolis, Md. The Doolittle Raiders were 80 pilots and crew of 16 B-25B Mitchell bombers who launched the Doolittle Raid April 18, 1942. Led by United States Army Air Force Lt. Col. James H. “Jimmy” Doolittle, the Raiders bombed selected targets in the Japanese capital of Tokyo and other military locations on the Japanese homeland. Planning for the Doolittle Raid began in January 1942, in response to the Dec. 7, 1941, attack on Pearl Harbor. The plan featured 16 B-25B medium bombers, each with a crew of five, launched from the U.S. Navy aircraft carrier, USS Hornet (CV-8). Running low on fuel after the bombing, the Raiders had to ditch their planes at sea, bail out, or crash land in China. Most of the Doolittle Raiders safely reached friendly forces and return to action. Lt. Col. Richard “Dick” Cole, Doolittle’s co-pilot in the lead B-25 during the mission and last surviving member of the Doolittle Raiders, passed away at the age of 103 April 9, 2019.



The jersey features letters and numbers of steel and rivets like on the B-25 aircraft the Raiders flew in the mission. The right chest lists tail numbers of the aircraft that flew the mission. The left sleeve features the squadron patch of the Raiders, which was created and graciously permitted for use by the Doolittle Tokyo Raiders Association. The back nameplate says Doolittle Raiders. The pants feature the roundel logo on the left front, which includes the star that appeared on the B-25 aircraft. The Raiders mantra, Ever into Peril, appears down the right side of the pants, while Toujours au Danger is on the left leg, which is Ever into Peril in French. The chrome helmet features the B-25 on the front bumper while the back bumper has the nicknames of the planes. Not every helmet will have a nickname, as only nine of the 16 planes had nicknames. Those unnamed aircraft will be represented with the name Doolittle. The right of the helmet features an image of a B-25 while the left has the Raiders patch from the jersey.

**Doolittle Plane Nicknames**

**Serial Number -- Nickname**




- 40-2270 -- Whiskey Pete
- 40-2298 -- The Green Hornet
- 40-2261 -- The Ruptured Duck
- 40-2303 -- Whirling Dervish
- 40-2249 -- Hari Kari-er
- 40-2278 -- Fickle Finger of Fate
- 40-2247 -- The Avenger
- 40-2267 -- TNT
- 40-2268 -- Bat Out of Hell

The following planes did not have nicknames: 40-2344, 40-2292, 40-2282, 40-2283, 40-2242, 40-2250, 40-2297

**Note:** Thank you to The National Museum of World War II Aviation who was kind enough to supply the B-25 used in the uniform photos.

**Air Power Legacy Series History**

- The Air Power Legacy Series began in the 2016 season with the football team wearing an alternate uniform to celebrate the Tiger Shark teeth nose-art which has been represented on multiple Air Force aircraft dating back to World War II.
- While 2016 focused on the past, the Falcons honored the present, and future, of air power in 2017 with the F-35 theme.
- The team honored the AC-130 in 2018.
- Air Force honored the C-17, a large military transport in 2019.
- The Falcons honored the Tuskegee Airmen with the 2020 edition.
- The 2021 edition honored the B-52 Stratofortress.
- The 2022 edition honored the Space Force, which the U.S. Air Force Academy sends about 100 graduates to each year.





# FALCON STADIUM

E A S T C L U B





## IMPROVEMENTS OVERVIEW

The new East Club will provide Falcon Fans an unmatched setting to take in football, lacrosse and special events. The new East Club will replace the existing east concourse featuring state-of-the-art amenities with endzone to endzone viewing and enhanced entertainment opportunities for special events, corporate, and group gatherings.

Additional highlights include new concessions, bathrooms and amenities for the entire east concourse of Falcon Stadium, new merchandise areas and will call windows, and improved accessibility and ADA seating.

RENDERINGS



## PREMIUM SEATING OPTIONS

The new East Club will have four different indoor seat offerings, all with full club access, along with two open-air hospitality decks. In total more than 1,200 new premium seats will be added to Falcon Stadium.

**NO.1** *LIVING ROOM LOGE*

**NO.2** *STANDARD LOGE*

**NO.3** *PREMIUM CLUB SEATS*

**NO.4** *STANDARD CLUB SEATS*

**NO.5** *OUTDOOR CHAIRBACK SEATS*



Interested in being an inaugural member of the East Club for the 2024 season? Utilize the QR Code to be one of the first to receive project updates and additional information!

More Questions? Visit [FalconAthleticFund.com](https://FalconAthleticFund.com) or contact the Falcon Athletic Fund office at **719-333-4545** or [giving@airforceathletics.org](mailto:giving@airforceathletics.org).

To learn more about philanthropic opportunities, visit [falconstadium.org](https://falconstadium.org)

FOR MORE INFORMATION  
AND CONSTRUCTION UPDATES



## HEAD COACH TROY CALHOUN

Troy Calhoun is in his 17th season as head coach at Air Force, where he has a 125-78 overall record and a 74-51 mark in Mountain West play. He has led Air Force to 12 bowl games, including a school-record six straight from 2007-12.

Calhoun, who won his 100th game during the 2020 season, has led the program to an 11-win season (2019), four 10-win seasons (2014, 2016, 2021, 2022), four nine-win seasons (2007, 2010, 2021, 2022) and three with eight wins (2008, 2009 and 2015). He has led the Falcons to the Commander-in-Chief's Trophy five times, including 2022. Calhoun led the Falcons to an 8-6 overall record in 2015 and the Mountain Division championship and first-ever MW title game appearance. The 2019 Falcons posted an 11-2 overall record, the third-most wins in program history, and finished second in the MW Mountain Division with a school-record-tying 7-1 record.

Calhoun is the only coach in the 100-plus year history of service academy football to lead teams to at least seven wins and a bowl game in each of his first five seasons. Calhoun has been a semifinalist for the National Coach of the Year award three times (2007, 2010, 2019). Calhoun came to his alma mater in 2007 and took over a program that had three straight losing seasons. Air Force finished the 2007 season 9-4 overall and placed second in the Mountain West Conference with a 6-2 mark in Calhoun's first year. The Falcons earned their first bowl bid in five seasons, advancing to the Armed Forces Bowl in Fort Worth, Texas. The five-game turnaround from the previous season was the largest in the nation by a first-year head coach and tied as the third largest overall in the nation.

Calhoun was named the conference's coach of the year for his efforts. In addition, he was named coach of the year in Region 5 by the American Football Coaches Association and was one of eight finalists for national coach of the year honors.

Calhoun brought a wealth of experience and impressive resume at the collegiate and professional levels that is flooded with success at every stop. Calhoun came to the Academy after serving as offensive coordinator and quarterbacks coach for the Houston Texans in 2006. The Texans were one of only two NFL teams to triple their number of wins from the previous year.

Calhoun became a well-rounded NFL coach, working as a defensive assistant, special teams assistant and offensive assistant with the Denver Broncos from 2003-05. He began his NFL coaching career by serving as the defensive assistant under defensive coordinator Larry Coyer in 2003.

Prior to the NFL, Calhoun was an offensive coordinator for six seasons on the collegiate level. He began his coaching career at Air Force, where he worked as a graduate assistant from 1989-90. He started at quarterback for the Academy in 1986 and was one of only two freshmen to letter for the 1985 team that finished fifth in the final polls with a 12-1 record that included wins over national powers Notre Dame and Texas.

Calhoun served his country from 1989-95 as an active-duty officer in the Air Force. He was the Falcons' recruiting coordinator and the junior varsity offensive coordinator in 1993-94. He moved to Ohio University in 1995 where he served as the quarterbacks coach for two seasons. Calhoun was promoted to offensive coordinator in 1997. Calhoun moved to Wake Forest in 2001 and remained there prior to his stint with the Broncos.

Groomed on the basics of integrity and passion, Calhoun is a native of Roseburg, Ore., and was raised in a home where both kids graduated from the Air Force Academy and were varsity letter winners on nationally ranked teams. He and his wife, Amanda, live in Colorado Springs and have two children, Tyler (21) and Amelia (19).



## THE CALHOUN FILE

### PERSONAL

Hometown: ..... Roseburg, Ore.  
 Wife: ..... Amanda  
 Children: ..... Tyler, Amelia  
 AF/Career Record: ..... 125-78 (17th year)

### BACKGROUND/HONORS

- 1989 graduate of the Academy
- First Academy graduate to be head coach
- 4 years in the NFL
- 2007 MWC coach of the year
- Finalist for national coach of the year (2007)
- Tied as the winningest first-year head coach in school history
- Colorado Coach of the Year (NFF), 2007, '10
- Semifinalist for 2010/2019 National Coach of the Year honors

### COACHING EXPERIENCE

Air Force, Head Coach ..... 2007-Present  
 Houston Texans, Off. Coord./QBs ..... 2006  
 Denver Broncos ..... 2003-05  
     Asst. to Head Coach ..... 2005  
     Off./Special Teams Asst. .... 2004  
     Defensive Assistant ..... 2003  
 Wake Forest, Offensive Coord. .... 2001-02  
 Ohio, Offensive Coord. .... 1996-00  
 Ohio, Quarterbacks ..... 1995-96  
 Air Force, JV/Varsity Asst. .... 1993-94  
 Air Force, Grad Asst. .... 1989-90

### CALHOUN VS. OPPONENTS

Army ..... 11-5  
 Baylor ..... 1-0  
 BYU ..... 1-3  
 Boise State ..... 4-7  
 California## ..... 0-2  
 Colorado ..... 2-0  
 Colorado State ..... 14-2  
 FAU ..... 1-1  
 FCS ..... 17-0  
 Fresno State ..... 3-1  
 Georgia State ..... 2-0  
 Georgia Tech# ..... 1-0  
 Hawai'i ..... 3-1  
 Houston## ..... 2-1  
 Louisville ..... 1-0  
 Michigan ..... 0-2  
 Michigan State ..... 0-1  
 Minnesota ..... 0-1  
 Navy ..... 8-8  
 Nevada ..... 5-2  
 New Mexico ..... 11-5  
 Notre Dame ..... 1-2  
 Oklahoma ..... 0-1  
 Rice# ..... 0-1  
 Sam Houston ..... 1-0  
 San Diego State ..... 4-9  
 San Jose State ..... 4-1  
 South Alabama# ..... 1-0  
 TCU ..... 1-4  
 Toledo# ..... 0-1  
 UNLV ..... 9-2  
 Utah ..... 1-3  
 Utah State ..... 6-5  
 Washington State# ..... 1-0  
 Western Michigan# ..... 1-0  
 Wyoming ..... 8-7  
 # - Bowl Games

## CALHOUN HEAD COACHING RECORD

Year	School	Rec.	MW	Home	Away	Neu.	Bowl
2023	Air Force	4-0	2-0	2-0	2-0	0-0	--
2022	Air Force	10-3	5-3/T2nd	6-1	2-2	2-0	Armed Forces, Baylor (W 30-15)
2021	Air Force	10-3	6-2/T1st	4-2	5-0	1-1	First Responder, Louisville (W 31-28)
2020	Air Force	3-3	2-2/5th	2-1	1-2	0-0	--
2019	Air Force	11-2	7-1/2nd	6-0	4-2	1-0	Cheez-It, Washington St. (W 31-21)
2018	Air Force	5-7	3-5/4th	4-2	1-5	0-0	--
2017	Air Force	5-7	4-4/4th	3-3	2-4	0-0	--
2016	Air Force	10-3	5-3/4th	5-1	4-1	1-1	Arizona Bowl, So. Alabama (W 45-21)
2015	Air Force	8-6	6-2/1st	6-0	2-5	0-1	Armed Forces Bowl, California (L 36-55)
2014	Air Force	10-3	5-3/4th	6-0	3-3	1-0	Idaho Potato, W. Mich. (W 38-24)
2013	Air Force	2-10	0-8/6th	2-5	0-5	0-0	---
2012	Air Force	6-7	5-3/4th	5-1	1-5	0-1	Armed Forces, Rice (L 14-33)
2011	Air Force	7-6	3-4/5th	4-3	3-2	0-1	Military Bowl, Toledo (L 41-42)
2010	Air Force	9-4	5-3/T3rd	5-1	3-3	1-0	Independence, Ga. Tech (W 14-7)
2009	Air Force	8-5	5-3/4th	5-1	2-4	1-0	Armed Forces, Houston (W 47-20)
2008	Air Force	8-5	5-3/4th	3-3	4-1	1-1	Armed Forces, Houston (L 28-34)
2007	Air Force	9-4	6-2/2nd	6-0	3-3	0-1	Armed Forces, California (L 36-42)
<b>Totals</b>		<b>125-78</b>	<b>74-51</b>	<b>74-24</b>	<b>42-47</b>	<b>9-7</b>	<b>Bowl Record: 7-5</b>

**Offense**

<b>OT</b>	<b>59 Adam Karas (6-4, 285, Sr.) Arvada, CO</b> 73 Luke Vonderhaar (6-4, 270, So.) Bettendorf, IA
<b>OG</b>	<b>69 Wesley Ndago (6-2, 300, Sr.) Waco, TX</b> 71 Michael McAninch (6-3, 300, Jr.) Toledo, OH 72 Christien Hawks (6-3, 290, So.) Norton, KS
<b>C</b>	<b>68 Thor Paglialong (6-4, 300, Sr.) Woodstock, IL</b> 53 Steven Iles (6-2, 285, Sr.) Riverside, CA 64 Luke Hallstrom (6-2, 270, Sr.) Naperville, IL
<b>OG</b>	<b>75 Ethan Jackman (6-4, 310, Sr.) Chaska, MN</b> 56 Mark Hiestand (6-5, 285, Sr.) South Bend, IN 54 Jackson Kohal (6-4, 305, Jr.) Coeur d'Alene, ID
<b>OT</b>	<b>74 Mason Carlan (6-3, 290, Sr.) North Little Rock, AR -- OR --</b> <b>51 Kaleb Holcomb (6-4, 270, Sr.) Dublin, OH</b> 76 Alex Moore (6-3, 270, Jr.) Louisville, KY
<b>TE</b>	<b>84 Caleb Rillos (6-5, 255, Sr.) Golden, CO (Ralston Valley)</b> 81 James Bryant (6-4, 230, Sr.) Roswell, GA 82 Connor McIntee (6-3, 235, Sr.) Sacramento, CA 88 Bruin Fleischmann (6-5, 220, So.) Pocatello, ID
<b>QB</b>	<b>9 Zac Larrier (6-0, 195, Sr.) Youngstown, OH</b> 5 Jensen Jones (6-2, 215, Sr.) Naples, FL 15 Ben Brittain (6-1, 190 Sr.) Hewitt, TX
<b>FB</b>	<b>4 Emmanuel Michel (5-10, 215, Sr.) Lawrenceville, GA</b> 26 Owen Burk (5-11, 220, Sr.) Grand Rapids, MI 20 Dylan Carson (6-0, 210, So.) Marysville, WA 33 Jet Harris (6-1, 215, Sr.) Gray, TN
<b>TB</b>	<b>24 John Lee Eldridge III (5-9, 200, Sr.) Lee's Summit, MO</b> 28 Aiden Calvert (5-10, 205, Jr.) Chula Vista, CA 10 Jalen Johnson (5-10, 185, Sr.) Decatur, GA
<b>WRZ</b>	<b>23 Dane Kinamon (6-0, 205, Sr.) Peachtree City, GA</b> 21 Cade Harris (5-8, 180, Jr.) South Weber, UT 18 Kendin Alexander (5-10, 165, Jr.) Seattle, WA 6 Cameron Breier (6-2, 195, Jr.) Pasco, WA
<b>WRX</b>	<b>13 Jared Roznos (6-0, 190, Jr.) Sacramento, CA</b> 2 Brandon Engel (6-2, 210, Jr.) Dallas, TX 11 Wyatt Wilson (6-3, 195, Sr.) New Canaan, CT 87 Quin Smith (6-1, 190, So.) Adairsville, GA

**Defense**

<b>DE</b>	<b>13 PJ Ramsey (6-3, 260, Sr.) Phenix City, AL</b> 87 Caden Blum (6-5, 265, Sr.) Baraboo, WI 35 Jack Curtis (6-5, 245, So.) Dallas, TX 56 Cole Palmer (6-4, 235, Jr.) Colorado Springs, CO
<b>NG</b>	<b>62 James Tomasi (6-0, 310, Jr.) Provo, UT</b> 96 Payton Zdroik (6-0, 275, Jr.) Brentwood, CA 99 Aidan Swartz (6-4, 270, So.) Sylvania, OH
<b>DT</b>	<b>55 Kupono Blake (6-2, 270, Sr.) Kalihi, HI</b> 48 Jayden Thiergood (6-3, 250, Sr.) Chicago, IL 95 Daniel Grobe (6-7, 270, So.) Tomball, TX 94 Kaleb Tompkins (6-4, 260, Jr.) Midlothian, TX
<b>OLB</b>	<b>8 Bo Richter (6-2, 250, Sr.) Naperville, IL</b> 18 Elijah Sanders (6-3, 240, Jr.) Clayton, NC 24 Robert Mbroh (6-3, 220, Jr.) Oklahoma City, OK
<b>ILB</b>	<b>44 Johnathan Youngblood (5-11, 225, Sr.) Atlanta, GA</b> 32 Osaro Aihie (6-1, 225 Jr.) San Leandro, CA 45 Matt Devine (6-0, 225, Jr.) Cincinnati, OH
<b>ILB</b>	<b>40 Alec Mock (6-3, 240, Sr.) Weddington, NC</b> 46 Zach Juckel (6-2, 210, So.) Lakeville, MN 27 Julian Williams (6-2, 230, Jr.) Aurora, CO
<b>SPUR</b>	<b>19 CJ Boyd (6-1, 200, Jr.) Milwaukee, WI</b> 16 Jayden Goodwin (6-1, 195, Sr.) Houston, TX 9 Levi Brown (6-1, 175, So.) Kennesaw, GA
<b>CB</b>	<b>22 Jerome Gaillard, Jr. (6-4, 200, Jr.) Kempner, TX</b> 0 Trey Williams (5-10, 175, Jr.) Atlanta, GA 14 K.C. Beard (6-1, 200, Jr.) Antioch, TN
<b>SS</b>	<b>16 Jayden Goodwin (6-1, 195, Sr.) Houston, TX</b> 10 Jalen Mergerson (5-11, 210, Sr.) Aurora, CO 12 Patrick Dahlen (6-3, 210, Sr.) Canton, GA
<b>FS</b>	<b>7 Trey Taylor (6-0, 210, Sr.) Frisco, TX</b> 20 Jake Smith (6-1, 210, Sr.) Roswell, GA 15 Jake Martin (6-2, 200, Jr.) Monument, CO
<b>CB</b>	<b>3 Jamari Bellamy (6-2, 185, Jr.) Atlanta, GA</b> 5 Corey Collins (5-11, 185, Sr.) Suwanee, GA 30 Tyme Collins (6-0, 210, Jr.) Waldorf, MD

**Special Teams**

<b>PK</b>	<b>43 Matthew Dapore (6-0, 190, Jr.) Springboro, OH</b> 96 Reagan Tubbs (5-10, 175, So.) Flower Mound, TX	<b>H</b>	<b>95 Carson Bay (5-11, 160, So.) Tampa, FL</b> 97 Luke Freer (6-4, 220, So.) Fairhope, AL
<b>P</b>	<b>97 Luke Freer (6-4, 220, So.) Fairhope, AL -- OR --</b> <b>95 Carson Bay (5-11, 160, So.) Tampa, FL</b>	<b>PR</b>	<b>23 Dane Kinamon (6-0, 195, Jr.) Peachtree City, GA</b> 13 Jared Roznos (6-0, 190, Jr.) Sacramento, CA 21 Cade Harris (5-8, 180, Jr.) South Weber, UT
<b>LS</b>	<b>49 Kurt Chesney (6-0, 195, So.) Aliso Viejo, CA</b> 41 J. Frank Melgarejo III (6-0, 225, Sr.) Plantation, FL	<b>KOR</b>	<b>23 Dane Kinamon (6-0, 195, Jr.) Peachtree City, GA</b> 13 Jared Roznos (6-0, 190, Jr.) Sacramento, CA 24 John Lee Eldridge III (5-9, 200, Sr.) Lee's Summit, MO 21 Cade Harris (5-8, 180, Jr.) South Weber, UT

## 2023 AIR FORCE FOOTBALL ROSTER - NUMERICAL

#	Name	Pos.	Ht.	Wt.	Yr.	Hometown (High School)
0	Trey Williams	DB	5-10	175	Jr.	Atlanta, GA (Loganville)
2	Brandon Engel	WR	6-2	210	Jr.	Dallas, TX (Lake Dallas)
3	Jamari Bellamy	DB	6-2	185	Jr.	Atlanta, GA (McEachern)
4	Emmanuel Michel	FB	5-10	215	Sr.	Lawrenceville, GA (Archer)
5	Corey Collins	DB	5-11	185	Sr.	Suwanee, GA (Peachtree Ridge)
5	Jensen Jones	QB	6-2	215	Sr.	Naples, FL (St. John Neumann Catholic)
6	Cameron Breier	WR	6-2	195	Jr.	Pasco, WA (Chiawana)
6	Matthew Malloy	OLB	6-3	215	Sr.	Scottsdale, AZ (Notre Dame Prep)
7	Trey Taylor	DB	6-0	210	Sr.	Frisco, TX (Frisco Long Star)
8	Bo Richter	ILB	6-2	250	Sr.	Naperville, IL (Naperville North)
8	Kade Frew	RB	5-9	190	So.	Green Cove Springs, FL (Bolles)
9	Levi Brown	CB	6-1	175	So.	Kennesaw, GA (Allatoona)
9	Zac Larrier	QB	6-0	195	Sr.	Youngstown, OH (Monterey Trail)
10	Jalen Johnson	RB	5-10	185	Sr.	Decatur, GA (Collins Hills)
10	Jalen Mergerson	SAF	5-11	210	Sr.	Aurora, CO (Eaglecrest)
11	Camby Goff	DB	6-1	215	Sr.	Reynoldsburg, OH (Reynoldsburg)
11	Wyatt Wilson	WR	6-3	195	Sr.	New Canaan, CT (New Canaan)
12	John Busha	QB	6-2	205	So.	Port Charlotte, FL (Charlotte)
12	Patrick Dahlen	DB	6-3	210	Sr.	Canton, GA (Cherokee)
13	Jared Roznos	WR	6-0	190	Jr.	Sacramento, CA (Seattle Prep)
13	PJ Ramsey	DE	6-3	260	Sr.	Phenix City, AL (Central)
14	K.C. Beard	DB	6-1	200	Jr.	Antioch, TN (Cane Ridge)
15	Ben Brittain	QB	6-1	190	Sr.	Hewitt, TX (Reicher Catholic)
15	Jake Martin	DB	6-2	200	Jr.	Monument, CO (Lewis-Palmer)
16	Dylan Evans	WR	5-11	185	So.	Oak Point, TX (Little Elm)
16	Jayden Goodwin	DB	6-1	195	Sr.	Houston, TX (Cypress Falls)
17	Zion Kelly	DB	5-10	190	Sr.	Greenville, SC (Southside)
17	Cannon Turner	QB	6-0	215	Sr.	Arkadelphia, AR (Arkadelphia)
18	Elijah Sanders	OLB	6-3	240	Jr.	Clayton, NC (Clayton)
18	Kendin Alexander	WR	5-10	165	Jr.	Seattle, WA (Seattle Prep)
19	CJ Boyd	DB	6-1	200	Jr.	Milwaukee, WI (University School)
20	Dylan Carson	RB	6-0	210	So.	Marysville, WA (Marysville Pilchuck)
20	Jake Smith	SAF	6-1	210	Sr.	Roswell, GA (Blessed Trinity Catholic)
21	Cade Harris	WR	5-8	180	Jr.	South Weber, UT (Roy)
21	Aidan Plate	DB	6-2	200	Jr.	Dayton, OH (Kettering Archbishop Alter)
22	Jerome Gaillard, Jr.	DB	6-4	200	Jr.	Kempner, TX (Copperas Cove)
23	Dane Kinamon	WR	6-0	205	Sr.	Peachtree City, GA (McIntosh)
24	John Lee Eldridge III	RB	5-9	200	Sr.	Lee's Summit, MO (Lee's Summit North)
24	Robert Mbroh	ILB	6-3	220	Jr.	Oklahoma City, OK (Heritage Hall)
25	Taylor Latham	RB	5-8	180	So.	Madison, MS (Mad. Ridgeland Academy)
26	Christian Hughes	DB	6-2	200	So.	Smyrna, GA (Campbell)
26	Owen Burk	RB	5-11	220	Sr.	Grand Rapids, MI (Allendale)
27	Julian Williams	ILB	6-2	230	Jr.	Aurora, CO (Cherokee Trail)
27	Kaden Cloud	RB	5-9	185	So.	Gilbert, AZ (Williams Field)
28	Aiden Calvert	RB	5-10	205	Jr.	Chula Vista, CA (Mater Dei Catholic)
28	Terrance Cullivan	CB	5-10	185	So.	Cypress, TX (Bridgeland)
29	Evan Rau	WR	5-9	170	So.	Waipahu, HI (Kamehameha)
30	Kale Gibbs	RB	5-8	175	Jr.	Honolulu, HI (LaGrange)
30	Tyme Collins	DB	6-0	210	Jr.	Waldorf, MD (Bishop McNamara)
32	Jordan Scarbrough	WR	5-8	185	So.	Leonardtown, MD (Saint Mary's Ryken)
32	Osaro Aihie	ILB	6-1	225	Jr.	San Leandro, CA (San Leandro)
33	Jet Harris	RB	6-1	225	Sr.	Gray, TN (Dobyns Bennett)
34	Darius Stone	RB	5-11	205	So.	Augusta, GA (Aquinas)
35	Jack Curtis	OLB	6-5	245	So.	Dallas, TX (Highland Park)
38	Ty Hubert	OLB	5-11	200	So.	Canton, GA (Creekview)
40	Alec Mock	ILB	6-3	240	Sr.	Weddington, NC (Weddington)
41	J. Frank Melgarejo III	LS	6-0	225	Sr.	Plantation, FL (American Heritage)
41	Jackson Adams	LB	6-4	240	So.	Centennial, CO (Arapahoe)
42	Jakobi McGowan	DB	6-1	205	Jr.	Indianapolis, IN (Brownsburg)
43	Matthew Dapore	PK/P	6-0	190	Jr.	Springboro, OH (Springboro)
43	Kyler Orr	ILB	6-1	210	So.	Chandler, AZ (Chandler)
44	Johnathan Youngblood	ILB	5-11	225	Sr.	Atlanta, GA (E. L. Christian Academy)
45	Matt Devine	ILB	6-0	225	Jr.	Cincinnati, OH (St. Xavier)
46	Zach Juckel	ILB	6-2	210	So.	Lakeville, MN (Lakeville South)
48	Anthony DeBerardino	LS	6-1	210	Jr.	Apex, NC (Apex Friendship)
48	Jayden Thiergood	DE	6-3	250	Sr.	Chicago, IL (Marian Central Catholic)
49	Kurt Chesney	LS	6-0	195	So.	Aliso Viejo, CA (Aliso Niguel)
50	Grant Uyl	ILB	5-11	225	Jr.	Grand Rapids, MI (DeWitt)
51	Kaleb Holcomb	OT	6-4	270	Sr.	Dublin, OH (Coffman)
51	Drew Dubuclet	ILB	6-0	210	So.	Dallas, TX (Lake Highlands)
52	Matthew Reddick	ILB	6-2	230	So.	Charlotte, NC (South Mecklenburg)
53	Steven Iles	OC	6-2	285	Sr.	Riverside, CA (Corona Centennial)

## ALPHABETICAL

#	Name	Pos.
41	Jackson Adams	LB
32	Osaro Aihie	ILB
18	Kendin Alexander	WR
57	Gabriel Averitt	OC
95	Carson Bay	P
14	K.C. Beard	DB
3	Jamari Bellamy	DB
55	Kupono Blake	NG
55	Nick Blessing	OT
87	Caden Blum	DE
93	Andrew BoisD'Enghien	DE
19	CJ Boyd	DB
90	Brian Bradley	DE
6	Cameron Breier	WR
15	Ben Brittain	QB
9	Levi Brown	CB
81	James Bryant	TE
26	Owen Burk	RB
54	Are'an Burr	ILB
12	John Busha	QB
28	Aiden Calvert	RB
74	Mason Carlan	OT
20	Dylan Carson	RB
83	Chances Carter-Hill	TE
49	Kurt Chesney	LS
27	Kaden Cloud	RB
5	Corey Collins	DB
30	Tyme Collins	DB
77	Cameron Collins	OT
61	Costen Cooley	OG
28	Terrance Cullivan	CB
35	Jack Curtis	OLB
12	Patrick Dahlen	DB
43	Matthew Dapore	PK/P
48	Anthony DeBerardino	LS
45	Matt Devine	ILB
51	Drew Dubuclet	ILB
24	John Lee Eldridge III	RB
2	Brandon Engel	WR
16	Dylan Evans	WR
88	Bruin Fleischmann	TE
65	Samuel Floysand	OT
97	Luke Freer	PK
8	Kade Frew	RB
22	Jerome Gaillard, Jr.	DB
92	Jackson Garrett	NG
30	Kale Gibbs	RB
11	Camby Goff	DB
16	Jayden Goodwin	DB
60	John Gordon, Jr.	OL
95	Daniel Grobe	DE
64	Luke Hallstrom	OC
21	Cade Harris	WR
33	Jet Harris	RB
72	Christien Hawks	OT
62	Matthew Heitmann	OL
56	Mark Hiestand	OT
51	Kaleb Holcomb	OT
38	Ty Hubert	OLB
26	Christian Hughes	DB
53	Steven Iles	OC
75	Ethan Jackman	OG

## 2023 AIR FORCE FOOTBALL ROSTER - NUMERICAL

#	Name	Pos.	Ht.	Wt.	Yr.	Hometown (High School)
54	Are'an Burr	ILB	6-3	205	So.	Colorado Springs, CO (Air Academy)
54	Jackson Kohal	OL	6-4	305	Jr.	Coeur d'Alene, ID (Coeur d'Alene)
55	Kupono Blake	NG	6-2	270	Sr.	Kalihi, HI (Kamehameha)
55	Nick Blessing	OT	6-4	250	So.	Allen, TX (Allen)
56	Cole Palmer	DE	6-4	235	Jr.	Colorado Springs, CO (TCA)
56	Mark Hiestand	OT	6-5	285	Sr.	South Bend, IN (Saint Joseph)
57	Colin Stewart	DT	6-2	240	So.	Franklin, TN (Christ Presbyterian Academy)
57	Gabriel Averitt	OC	6-3	270	So.	Lakeland, FL (Lakeland Christian)
59	Adam Karas	OT	6-4	285	Sr.	Arvada, CO (Pomona)
60	John Gordon, Jr.	OL	6-2	305	Jr.	Murfreesboro, TN (Siegel)
61	Costen Cooley	OG	6-4	270	So.	Mesa, AZ (Red Mountain)
62	James Tomasi	DL	6-0	310	Jr.	Provo, UT (Provo)
62	Matthew Heitmann	OL	6-4	290	Jr.	Littleton, CO (Dakota Ridge)
64	Luke Hallstrom	OC	6-2	270	Sr.	Naperville, IL (Naperville Central)
65	Samuel Floysand	OT	6-3	275	So.	Cottage Grove, MN (Cretin-Derham Hall)
66	Jace Sutulovich	OG	6-3	285	So.	Siloam Springs, AR (Siloam Springs)
68	Thor Paglialong	OC	6-4	300	Sr.	Woodstock, IL (Marian Central Catholic)
69	Wesley Ndago	OG	6-2	300	Sr.	Waco, TX (Midway)
71	Michael McAninch	OL	6-3	300	Jr.	Toledo, OH (Western)
72	Christien Hawks	OT	6-3	290	So.	Norton, KS (Norton)
73	Luke Vonderhaar	OT	6-4	270	So.	Bettendorf, IA (Pleasant Valley)
74	Mason Carlan	OT	6-3	290	Sr.	North Little Rock, AR (North Little Rock)
75	Ethan Jackman	OG	6-4	310	Sr.	Chaska, MN (Chaska)
76	Alex Moore	OL	6-3	270	Jr.	Louisville, KY (Trinity)
77	Cameron Collins	OT	6-3	260	So.	Lebanon, OH (Saint Xavier)
78	Trevor Tate	OT	6-2	270	So.	Waxhaw, NC (Cuthbertson)
80	Tre Roberson	WR	6-2	205	So.	Helena, AL (Thompson)
81	James Bryant	TE	6-4	230	Sr.	Roswell, GA (Blessed Trinity)
82	Connor McIntee	TE	6-3	235	Sr.	Sacramento, CA (Jesuit)
83	Chances Carter-Hill	TE	6-2	230	So.	Cuyahoga Falls, OH (Archbishop Hoban)
84	Caleb Rillos	TE	6-5	255	Sr.	Golden, CO (Ralston Valley)
85	Parker Menefee	TE	6-6	240	So.	Missouri City, TX (Ridge Point)
87	Caden Blum	DE	6-5	265	Sr.	Baraboo, WI (Baraboo)
87	Quin Smith	WR	6-1	190	So.	Adairsville, GA (Calhoun)
88	Bruin Fleischmann	TE	6-5	220	So.	Pocatello, ID (Century)
89	Parker St. John	WR	6-2	190	Jr.	Orlando, FL (Boone)
90	Brian Bradley	DE	6-2	230	So.	Woodstock, GA (River Ridge)
92	Jackson Garrett	NG	6-3	270	So.	West Chester, OH (Moeller)
93	Andrew BoisD'Enghien	DE	6-3	280	Sr.	Pleasanton, CA (Braden River)
94	Kaleb Tompkins	DL	6-4	260	Jr.	Midlothian, TX (Midlothian)
95	Carson Bay	P	5-11	160	Jr.	Tampa, FL (Robinson)
95	Daniel Grobe	DE	6-7	270	So.	Tomball, TX (Tomball Memorial)
96	Payton Zdroik	DL	6-0	275	Jr.	Brentwood, CA (Liberty)
96	Reagan Tubbs	PK	6-0	175	So.	Flower Mound, TX (Flower Mound)
97	Brent Winfree	NG	6-4	275	So.	Sunnyvale, TX (Sunnyvale)
97	Luke Freer	PK	6-4	220	So.	Fairhope, AL (Fairhope)
99	Aidan Swartz	DT	6-4	270	So.	Sylvania, OH (Sylvania Northview)

#	Name	Pos.
10	Jalen Johnson	RB
5	Jensen Jones	QB
46	Zach Juckel	ILB
59	Adam Karas	OT
17	Zion Kelly	DB
23	Dane Kinamon	WR
54	Jackson Kohal	OL
9	Zac Larrier	QB
25	Taylor Latham	RB
6	Matthew Malloy	OLB
15	Jake Martin	DB
24	Robert Mbroh	ILB
71	Michael McAninch	OL
42	Jakobi McGowan	DB
82	Connor McIntee	TE
41	J. Frank Melgarejo III	LS
85	Parker Menefee	TE
10	Jalen Mergerson	SAF
4	Emmanuel Michel	FB
40	Alec Mueck	ILB
76	Alex Moore	OL
69	Wesley Ndago	OG
43	Kyler Orr	ILB
68	Thor Paglialong	OC
56	Cole Palmer	DE
21	Aidan Plate	DB
13	PJ Ramsey	DE
29	Evan Rau	WR
52	Matthew Reddick	ILB
8	Bo Richter	ILB
84	Caleb Rillos	TE
80	Tre Roberson	WR
13	Jared Roznos	WR
18	Elijah Sanders	OLB
32	Jordan Scarbrough	WR
20	Jake Smith	SAF
87	Quin Smith	WR
89	Parker St. John	WR
57	Colin Stewart	DT
34	Darius Stone	RB
66	Jace Sutulovich	OG
99	Aidan Swartz	DT
78	Trevor Tate	OT
7	Trey Taylor	DB
48	Jayden Thiergood	DE
62	James Tomasi	DL
94	Kaleb Tompkins	DL
96	Reagan Tubbs	PK
17	Cannon Turner	QB
50	Grant Uyl	ILB
73	Luke Vonderhaar	OT
0	Trey Williams	DB
27	Julian Williams	ILB
11	Wyatt Wilson	WR
97	Brent Winfree	NG
44	Johnathan Youngblood	ILB
96	Payton Zdroik	DL

### PRONUNCIATION CHART

- 4..... Emmanuel Michel (Michelle)
- 6..... Cameron Breier (BRY-er)
- 8..... Bo Richter (RICK-ter)
- 9..... Zac Larrier (LAIR-e-er)
- 10..... Jalen Mergerson (mer-GER-son)
- 12..... Patrick Dahlen (DAHL-un)
- 12..... John Busha (Boo-SHAY)
- 13..... Jared Roznos (ROZ-no-ss)
- 15..... Ben Brittain (Britten)
- 22..... Jerome Gaillard (Gay-leard)
- 24..... Robert Mbroh (M-bro)
- 29..... Evan Rau (RAUW)
- 30..... Kale Gibbs (Kall-AH)
- 32..... Osaro Aihie (I-he)
- 41..... J. Frank Melgarejo III (Mal-guh-rey-ho)
- 43..... Matthew Dapore (duh-POUR)
- 46..... Zack Juckel (JUCK-uhl)

- 48..... Jayden Thiergood (THEER-good)
- 50..... Grant Uyl (U-ull)
- 51..... Drew Dubuclet V (Doo-BOO-clet)
- 53..... Steven Iles (I-uhls)
- 54..... Are'an Burr (Air-E-on)
- 54..... Jackson Kohal (KOE-haul)
- 56..... Matt Heistand (HE-stand)
- 62..... Matthew Heitmann (Heat-man)
- 62..... James Tomasi (TOE-moss-ee)
- 59..... Adam Karas (CARE-us)
- 66..... Jace Sutulovich (SUH-toll-O-vitch)
- 68..... Thor Paglialong (PAG-le-ah-long)
- 69..... Wesley Ndago (N-DAY-go)
- 71..... Michael McAninch (McAnn-ITCH)
- 73..... Luke Vonderhaar (Vonder-HARR)
- 88..... Bruin Fleischmann (FLY-shmun)
- 95..... Daniel Grobe (Grobe-EE)
- 93..... Andrew BoisD'Enghien (Boyd-DEE-gahn)
- 96..... Payton Zdroik (ZUH-droik)



## Quarterbacks

### #5 - Jensen Jones, QB

6-2, 215, Sr., Naples, FL  
(St. John Neumann Catholic)

#### 2323

- Played in three games (RMU, USU, SJSU)
- Five carries for 35 yards and a TD vs. RMU... career highs in carries and yards and matched career-best in TDs

#### Career

- Played in 12 games last four seasons
- Played in seven games in 2022
- Three carries for a season-high 28 yards and a TD vs. New Mexico in 2022

#### 2023 Game-by-Game

Rushing	Att	Yds	TD	Lg
RMU	5	35	1	12
Sam Houston	DNP			
Utah State	0	0	0	--
San Jose St.	0	0	0	--

#### Passing

A-C-Int	Yds	TD	Lg
RMU	0-0-0	0	0
Sam Houston	DNP		
Utah State	0-0-0	0	0
San Jose St.	0-0-0	0	0

#### 2022 Game-by-Game

Rushing	Att	Yds	TD	Lg
UNI	4	18	1	15
Colorado	0	0	0	--
Wyoming	DNP			
Nevada	2	14	0	8
Navy	DNP			
Utah State	DNP			
UNLV	1	4	0	4
Boise State	4	18	0	8
Army	DNP			
New Mexico	3	28	1	11
Colorado St.	DNP			
San Diego St.	0	0	0	--
Baylor	DNP			

#### Passing

A-C-Int	Yds	TD	Lg
UNI	0-0-0	0	0
Colorado	0-0-0	0	0
Wyoming	DNP		
Nevada	0-0-0	0	0
Navy	DNP		
Utah State	DNP		
UNLV	0-1-0	0	0
Boise State	0-0-0	0	0
Army	DNP		
New Mexico	0-0-0	0	0
Colorado St.	DNP		
San Diego St.	0-0-0	0	0
Baylor	DNP		

#### 2021 Game-by-Game

Rushing	Att	Yds	TD	Lg
Lafayette	DNP			
Navy	DNP			
Utah State	DNP			
FAU	DNP			

New Mexico	DNP			
Wyoming	DNP			
Boise State	DNP			
SDSU	DNP			
Army	DNP			
CSU	DNP			
Nevada	DNP			
UNLV	4	27	1	12
Louisville	DNP			

#### Passing

A-C-Int	Yds	TD	Lg
Lafayette	DNP		
Navy	DNP		
Utah State	DNP		
FAU	DNP		
New Mexico	DNP		
Wyoming	DNP		
Boise State	DNP		
SDSU	DNP		
Army	DNP		
CSU	DNP		
Nevada	DNP		
UNLV	0-0-0	0	0
Louisville	DNP		

#### Career Highs

- Rushing**  
**Carries:** ..... 5, RMU, 2023  
**Yards:**..... 35, RMU, 2023  
**TDs:** ..... 1, RMU, 2023  
**Long:**..... 15, Northern Iowa, 2022

#### Passing

- Comps:** ..... None  
**Atts:** ..... 1, UNLV, 2022  
**Yards:**..... None  
**TDs:** ..... None  
**Long:**..... None

#### Career Statistics

Rushing	Year	G	Att	Yds	Avg	TDs	Lg
	2023	3	5	35	7.0	1	12 (RMU)
	2022	7	14	82	5.9	2	15 (UNI)
	2021	1	4	27	6.8	1	12 (UNLV)
	2020	1	2	13	6.5	0	7 (USU)
<b>Total</b>	<b>12</b>	<b>25</b>	<b>157</b>	<b>6.3</b>	<b>3</b>		

#### Passing

Year	G	C-A-I	Pct.	Yds	TD	Lg
2023	3	0-0-0	.000	0	0	--
2022	7	0-1-0	.000	0	0	--
2021	1	0-0-0	.000	0	0	--
2020	1	0-0-0	.000	0	0	--
<b>Total</b>	<b>12</b>	<b>0-1-0</b>	<b>.000</b>	<b>0</b>	<b>0</b>	<b>--</b>

### #9 - Zac Larrier, QB

6-0, 195, Sr.  
Youngstown, OH  
(Monterey Trail)

#### 2023

- First QB at Air Force to win first four starts since Arion Worthman won his first six in 2016-17
- Second on the team in rushing with 259 yards and three TDs
- Seventh in the MW in rushing (64.8) and seventh in yards per carry (4.80)
- Has hit 8-12 passes for 221 yards and a TD and has a 248.9 QB efficiency rating
- First-career start came vs. Robert Morris ... recorded 14 carries, along with career highs of 99 yards and two touchdowns...six of his carries went for first downs or touchdowns... averaged 7.1 yards per carry...first-career statistics in every passing category with two completions, three attempts, 95 yards and a touchdown...threw an 84-yard touchdown pass on his first-career completion which ties as the fifth-longest in Air Force history
- In Air Force's win over Robert Morris, Larrier threw for 95 yards, completing two of his three passes which is the most passing yards by a Mountain West quarterback in a game with three or fewer attempts in conference history.
- Moved back to QB during spring after moving to WR in 2022

#### Career

- Played in six games in 2022, missing six due to injury
- Fifth on the team in receiving in 2022 with two catches for 31 yards
- Rushed for 60 yards on six carries vs. Colorado with a career-long run of 28 yards
- Season highs in every rushing category vs. UNLV in 2021 with nine carries for 80 yards and his first-career touchdown
- Returned to Academy after missing 2020
- Two-time MW track champion in the 200-meters

#### 2023 Game-by-Game

Rushing	Att	Yds	TD	Lg
RMU	14	99	2	26
Sam Houston	19	65	0	12
Utah State	10	56	1	21
San Jose St.	11	39	0	8

#### Passing

A-C-Int	Yds	TD	Lg
RMU	2-3-0	95	1
Sam Houston	1-3-0	14	0
Utah State	3-4-0	84	0
San Jose St.	2-2-0	28	0

#### 2022 Game-by-Game

Rushing	Att	Yds	TD	Lg
UNI	DNP			
Colorado	6	60	0	28
Wyoming	DNP			
Nevada	DNP			
Navy	DNP			
Utah State	DNP			
UNLV	3	4	0	6
Boise State	1	-6	0	-6
Army	2	2	0	2
New Mexico	0	0	0	--
Colorado St.	DNP			

2023 AIR FORCE FOOTBALL BIOS -- OFFENSE

San Diego St.	0	0	0	--
Baylor	DNP			
<b>Receiving</b>	<b>Att</b>	<b>Yds</b>	<b>TD</b>	<b>Lg</b>
UNI	DNP			
Colorado	0	0	0	--
Wyoming	DNP			
Nevada	DNP			
Navy	DNP			
Utah State	DNP			
UNLV	0	0	0	--
Boise State	1	37	0	37
Army	1	-6	0	-6
New Mexico	0	0	0	--
Colorado St.	DNP			
San Diego St.	0	0	0	--
Baylor	DNP			

<b>Passing</b>	<b>A-C-Int</b>	<b>Yds</b>	<b>TD</b>	<b>Lg</b>
UNI	DNP			
Colorado	0-0-0	0	0	--
Wyoming	DNP			
Nevada	DNP			
Navy	DNP			
Utah State	DNP			
UNLV	0-0-0	0	0	--
Boise State	0-0-0	0	0	--
Army	0-0-0	0	0	--
New Mexico	0-0-0	0	0	--
Colorado St.	DNP			
San Diego St.	0-0-0	0	0	--
Baylor	DNP			

2021 Game-by-Game

<b>Rushing</b>	<b>Att</b>	<b>Yds</b>	<b>TD</b>	<b>Lg</b>
Lafayette	1	6	0	6
Navy	DNP			
Utah State	DNP			
FAU	DNP			
New Mexico	1	4	0	4
Wyoming	DNP			
Boise State	DNP			
SDSU	1	16	0	16
Army	DNP			
CSU	DNP			
Nevada	0	0	0	--
UNLV	9	80	1	18
Louisville	DNP			

<b>Passing</b>	<b>A-C-Int</b>	<b>Yds</b>	<b>TD</b>	<b>Lg</b>
Lafayette	0-0-0	0	0	--
Navy	DNP			
Utah State	DNP			
FAU	DNP			
New Mexico	0-0-0	0	0	--
Wyoming	DNP			
Boise State	DNP			
SDSU	0-0-0	0	0	--
Army	DNP			
CSU	DNP			
Nevada	0-0-0	0	0	--
UNLV	0-0-0	0	0	--
Louisville	DNP			

Career Highs

**Rushing**  
**Carries:**..... 19, Sam Houston, 2023  
**Yards:**..... 99, RMU, 2023  
**TDs:**..... 2, RMU, 2023  
**Long:**..... 28, Colorado, 2022

**Receiving**

**Catches:**..... 1, Army, 2022  
**Yards:**..... 37, Boise State, 2022  
**TDs:**..... None  
**Long:**..... 37, Boise State, 2022

**Passing**  
**Comps:**..... 3, Utah State, 2023  
**Atts:**..... 4, Utah State, 2023  
**Yards:**..... 95, RMU, 2023  
**TDs:**..... 1, RMU, 2023  
**Long:**..... 84, RMU, 2023

Career Statistics

<b>Rushing</b>	<b>Year</b>	<b>G</b>	<b>Att</b>	<b>Yds</b>	<b>Avg</b>	<b>TD</b>	<b>Lg</b>
	2023	4	54	259	4.8	3	26 (RMU)
	2022	6	12	60	5.0	0	28 (CU)
	2021	5	12	106	8.8	1	18 (UNLV)
	2019	1	1	-3	-3.0	0	-3 (Colg)
<b>Total</b>	<b>16</b>	<b>79</b>	<b>422</b>	<b>5.3</b>	<b>4</b>		

**Receiving**

<b>Year</b>	<b>G</b>	<b>Att</b>	<b>Yds</b>	<b>Avg</b>	<b>TD</b>	<b>Lg</b>
2022	6	1	37	37.0	0	37 (BSU)
<b>Total</b>	<b>6</b>	<b>1</b>	<b>37</b>	<b>37.0</b>	<b>0</b>	<b>37 (BSU)</b>

**Passing**

<b>Year</b>	<b>G</b>	<b>C-A-I</b>	<b>Pct.</b>	<b>Yds</b>	<b>TD</b>	<b>Lg</b>
2023	4	8-12-0	.667	221	1	84 (RMU)
2022	6	0-0-0	.000	0	0	--
2021	5	0-0-0	.000	0	0	--
2019	1	0-0-0	.000	0	0	--
<b>Total</b>	<b>16</b>	<b>8-12-0</b>	<b>.667</b>	<b>221</b>	<b>1</b>	

#15 - Ben Brittain, QB

6-1, 190, Sr., Hewitt, TX  
 (Reicher Catholic)

2023

• Played in one game (RMU)...rushed for seven yards on one carry

Career

• Career passing: 2-3, 111 yards, 1 TD  
 • Played in five games in 2022  
 • Threw a career-long 80 yard touchdown pass on his only attempt vs. Nevada on his first play of the game...80-yard completion ties as eighth longest in program history...pass attempt was his first since 2020  
 • Played in two games in 2020...hit only pass attempt of season vs. Boise State (31 yards)

2023 Game-by-Game

<b>Rushing</b>	<b>Att</b>	<b>Yds</b>	<b>TD</b>	<b>Lg</b>
RMU	1	7	0	7
Sam Houston	DNP			
Utah State	DNP			
San Jose St.	DNP			

<b>Passing</b>	<b>A-C-Int</b>	<b>Yds</b>	<b>TD</b>	<b>Lg</b>
RMU	0-0-0	0	0	--
Sam Houston	DNP			
Utah State	DNP			
San Jose St.	DNP			

2022 Game-by-Game

<b>Rushing</b>	<b>Att</b>	<b>Yds</b>	<b>TD</b>	<b>Lg</b>
UNI	0	0	0	--
Colorado	DNP			
Wyoming	DNP			
Nevada	3	25	0	19
Navy	DNP			
Utah State	DNP			
UNLV	0	0	0	--
Boise State	0	0	0	--
Army	DNP			

New Mexico	0	0	0	--
Colorado St.	DNP			
San Diego St.	DNP			
Baylor	DNP			

<b>Passing</b>	<b>A-C-Int</b>	<b>Yds</b>	<b>TD</b>	<b>Lg</b>
UNI	0-0-0	0	0	--
Colorado	DNP			
Wyoming	DNP			
Nevada	1-1-0	80	1	80
Navy	DNP			
Utah State	DNP			
UNLV	0-0-0	0	0	--
Boise State	0-1-0	0	0	--
Army	DNP			
New Mexico	0-0-0	0	0	--
Colorado St.	DNP			
Baylor	DNP			

Career Highs

**Rushing**  
**Carries:**..... 3, Nevada, 2022  
**Yards:**..... 25, Nevada, 2022  
**TDs:**..... None  
**Long:**..... 19, Nevada, 2022

Career Highs

**Passing**  
**Comps:**..... 1, Nevada, 2022  
**Atts:**..... 1, Boise State, 2022  
**Yards:**..... 80, Nevada, 2022  
**TDs:**..... 1, Nevada, 2022  
**Long:**..... 80, Nevada, 2022

Career Statistics

<b>Rushing</b>	<b>Year</b>	<b>G</b>	<b>Att</b>	<b>Yds</b>	<b>Avg</b>	<b>TD</b>	<b>Lg</b>
	2023	1	1	7	7.0	0	7 (RMU)
	2022	5	3	25	8.3	0	19 (Nev)
	2021	0	0	0	0.0	0	0
	2020	2	4	15	3.8	0	8 (BSU)
<b>Total</b>	<b>8</b>	<b>8</b>	<b>47</b>	<b>5.8</b>	<b>0</b>		

**Passing**

<b>Year</b>	<b>G</b>	<b>C-A-I</b>	<b>Pct.</b>	<b>Yds</b>	<b>TD</b>	<b>Lg</b>
2023	1	0-0-0	.000	0	0	--
2022	5	1-2-0	.500	80	1	80 (Nev)
2021	0	0-0-0	.000	0	0	--
2020	2	1-1-0	1.000	31	0	31 (BSU)
<b>Total</b>	<b>8</b>	<b>2-3-0</b>	<b>.667</b>	<b>111</b>	<b>1</b>	

## Running Backs

### #4 - Emmanuel Michel, FB 5-10, 215, Sr., Lawrenceville, GA (Archer)

#### 2023

- Leads the team in rushing with 322 yards and six touchdowns
- Season high in rushing in each game
- Back-to-back 100-yard rushing games, first time in his career
- Averaging 127 yards, 30.5 carries and 3.0 touchdowns per game his last two games
- Career highs of 33 carries, 148 yards and three touchdowns at San Jose State... 10 of his carries went for first downs or touchdowns, including a touchdown on fourth-and-goal...four of the first downs were on third-down plays... rushed for 53 yards on 13 carries and had four first down runs in the third quarter when Air Force had 24 plays for 134 yards in the quarter
- Rushed for 106 yards and a career-high-tying three TDs on 28 carries vs. Utah State... nine carries went for first downs or touchdowns...on Air Force's final drive to run out the clock, he had three carries for first downs and carried the ball eight straight times... named MW Offensive Player of the Week
- Rushed for 53 yards on eight carries at Sam Houston
- Rushed for 15 yards on four carries vs. RMU

#### Career

- Four career 100-yard rushing games
  - 2023 vs. San Jose State (33-148-3)
  - 2023 vs. Utah State (28-106-3)
  - 2021 vs. Utah State (11-133-2)
  - 2021 vs. UNLV (12-123-1)
- Played in 10 games in 2022
- Season-high 11 carries for 52 yards and a touchdown at UNLV
- Rushed for 39 yards and a touchdown on seven carries vs. Nevada...season long run of 26 yards
- Played in 12 games in 2021
- Third on the team in rushing with 427 yards on 73 carries
- 12 carries for 123 yards and a TD vs. UNLV... had a career-long run of 64 yards
- Recorded 11 carries for 133 yards and first two touchdowns of his career vs. Utah State... led the team in rushing for the first time in his career

#### 2023 Game-by-Game

Rushing	Att	Yds	TD	Lg
RMU	4	15	0	4
Sam Houston	8	53	0	22
Utah State	28	106	3	8
San Jose St.	33	148	3	17

#### 2022 Game-by-Game

Rushing	Att	Yds	TD	Lg
UNI	5	24	0	9
Colorado	6	35	0	7
Wyoming	DNP			
Nevada	7	39	1	26
Navy	DNP			
Utah State	3	12	0	5
UNLV	11	52	1	8
Boise State	1	4	0	4

Army	0	0	0	--
New Mexico	10	60	0	14
Colorado St.	8	30	0	6
San Diego St.	1	-4	0	-4
Baylor	DNP			

#### 2021 Game-by-Game

Rushing	Att	Yds	TD	Lg
Lafayette	1	3	0	3
Navy	1	3	0	3
Utah State	11	133	2	55
FAU	8	30	0	9
New Mexico	7	37	0	8
Wyoming	5	21	0	8
Boise State	1	5	0	5
SDSU	4	1	0	4
Army	DNP			
CSU	5	14	0	5
Nevada	14	51	0	11
UNLV	12	123	1	64
Louisville	4	6	0	2

#### Career Highs

##### Rushing

- Carries: ..... 33, San Jose State, 2023
- Yards: ..... 148, San Jose State, 2023
- TDs: ..... 3, San Jose State, 2023
- Long: ..... 64, UNLV, 2021

#### Career Statistics

##### Rushing

Year	G	Att	Yds	Avg	TD	Lg
2023	4	73	322	4.4	6	22 (SH)
2022	10	52	252	4.8	2	26 (Nev)
2021	12	73	427	5.8	3	64 (UNLV)
<b>Total</b>	<b>26</b>	<b>198</b>	<b>1,001</b>	<b>5.1</b>	<b>11</b>	

### #10 - Jalen Johnson, RB 5-10, 185, Sr., Decatur, GA (Collins Hills)

#### 2023

- Played in four games
- One of the deep backs on KOR

#### Career

- Played in six games in 2022
- Two carries for 102 yards and a touchdown
- Career-long 80-yard TD run on first-career carry (UNI) which ties as the fifth-longest in program history and longest since 2021

#### 2023 Game-by-Game

Rushing	Att	Yds	TD	Lg
RMU	0	0	0	--
Sam Houston	0	0	0	--
Utah State	1	3	0	3
San Jose St.	0	0	0	--

#### 2022 Game-by-Game

Rushing	Att	Yds	TD	Lg
UNI	1	80	1	80
Colorado	DNP			
Wyoming	0	0	0	--
Nevada	0	0	0	--
Navy	DNP			
Utah State	1	22	0	22
UNLV				
Boise State	DNP			
Army	DNP			
New Mexico	0	0	0	--
Colorado St.	DNP			

San Diego St.	DNP
Baylor	DNP

#### Career Highs

- Carries: ..... 1, Utah State, 2022
- Yards: ..... 80, Northern Iowa, 2022
- TDs: ..... 1, Northern Iowa, 2022
- Long: ..... 80, Northern Iowa, 2022

#### Career Statistics

##### Rushing

Year	G	Att	Yds	Avg	TD	Lg
2023	4	1	3	3.0	0	3 (USU)
2022	6	2	102	51.5	1	80 (UNI)
<b>Total</b>	<b>10</b>	<b>3</b>	<b>105</b>	<b>35.0</b>	<b>1</b>	<b>80 (UNI)</b>

### #20 - Dylan Carson, FB 6-0, 210, So., Marysville, WA (Marysville Pilchuck)

#### 2023

- Played in four games
- Fifth on the team in rushing with 129 yards on 20 carries...averaging 6.5 yards per carry
- Career highs of 63 yards and 11 carries at San Jose State
- Rushed for 50 yards on five carries with a long of 29 yards vs. RMU in first-career game

#### Career

- Did not see any action in 2022

#### 2023 Game-by-Game

Rushing	Att	Yds	TD	Lg
RMU	5	50	0	29
Sam Houston	3	15	0	7
Utah State	1	1	0	1
San Jose St.	11	63	0	14

#### Career Highs

- Carries: ..... 11, San Jose State, 2023
- Yards: ..... 63, San Jose State, 2023
- TDs: ..... None
- Long: ..... 29, RMU, 2023

#### Career Statistics

##### Rushing

Year	G	Att	Yds	Avg	TD	Lg
2023	4	20	129	6.5	0	29 (RMU)

### #24 - John Lee Eldridge III, RB 5-9, 200, Sr., Lee's Summit, MO (Lee's Summit North)

#### 2023

- Third on the team in rushing with 254 yards and three touchdowns...averaging 9.4 yards per carry
- Season-high 102 yards and a career-high two touchdowns on 10 carries at San Jose State
- Rushed for 58 yards and a TD on seven carries vs. Utah State
- Rushed for 72 yards on four carries vs. RMU...career-long run of 65 yards
- Preseason all-MW
- Practiced at both RB and FB in spring and preseason drills

**Career**

- Air Force leader in career rushing average with 8.1 mark
- Four career 100-yard rushing games
  - 2023 San Jose State W (10-102-2)
  - 2022 Wyoming L (13-104-0)
  - 2022 Nevada W (8-102-0)
  - 2022 UNLV W (8-116-1)
- Became 61st player in program history to hit 1,000-yard mark for his career (San Jose State, 2023)...ranks 59th with 1,041 yards
- Second on the team in rushing in 2022 with 766 yards and third with four touchdowns
- Averaged 7.7 yards per carry in 2022 which ranks sixth in program history for a single-season
- Rushed for a career-high 116 yards and a touchdown on eight carries at UNLV...scored on a season-long 60 yard run
- Back-to-back 100-yard games (Nevada, Wyoming)
- Played in nine games in 2021, one start... averaged 7.0 yards per carry
- First-career carry came at Colorado State in 2021, scoring on a season-long 16-yard run

**2023 Game-by-Game**

Rushing	Att	Yds	TD	Lg
RMU	4	72	0	65
Sam Houston	6	22	0	11
Utah State	7	58	1	13
San Jose St.	10	102	2	34

**2022 Game-by-Game**

Rushing	Att	Yds	TD	Lg
UNI	8	85	1	27
Colorado	8	88	1	40
Wyoming	13	104	0	35
Nevada	8	102	0	48
Navy	7	29	0	7
Utah State	9	52	0	16
UNLV	8	116	1	60
Boise State	4	-2	0	7
Army	1	0	0	0
New Mexico	5	24	1	10
Colorado St.	6	50	1	15
San Diego St.	12	53	0	16
Baylor	10	65	0	34

**2021 Game-by-Game**

Rushing	Att	Yds	TD	Lg
Lafayette	0	0	0	--
Navy	0	0	0	--
Utah State	DNP			
FAU	0	0	0	--
New Mexico	DNP			
Wyoming	0	0	0	--
Boise State	0	0	0	--
SDSU	0	0	0	--
Army	0	0	0	--
CSU	1	16	1	16
Nevada	DNP			
UNLV	2	5	0	4
Louisville	DNP			

**Career Highs**

**Carries:**..... 13, Wyoming, 2022  
**Yards:**..... 116, UNLV, 2022  
**TDs:**..... 2, San Jose State, 2023  
**Long:**..... 65, RMU, 2023

**Career Statistics**

**Rushing**

Year	G	Att	Yds	Avg	TD	Lg
2023	4	27	254	9.4	3	65 (RMU)
2022	13	99	766	7.7	4	60 (LV)
2021	9	3	21	7.0	1	16 (CSU)
<b>Total</b>	<b>27</b>	<b>129</b>	<b>1,041</b>	<b>8.1</b>	<b>8</b>	

**#26 - Owen Burk, FB**

5-11, 220, Sr., Grand Rapids, MI (Allendale)

**2023**

- Played in three games, missing San Jose State game due to injury
- Second on the team in rushing with 222 yards on 39 carries
- Has led the team in rushing twice
- Has set new career high in rushing in three straight games he's played
- Ranks second in MW in yards per carry (5.69) and fourth in rushing (74.0)
- Career-high 110 yard son 15 carries vs. Utah State
- Then-career- and team-high 75 yards and a TD on career-high 18 carries at Sam Houston
- Then-career-high 37 yards and first-career touchdown on six carries in first-career start vs. RMU...career-long run of 27 yards for the TD

**Career**

- Played in six games in 2022, rushing for 43 yards on 16 carries
- Played in four games in 2021
- Played in one game in 2020

**2023 Game-by-Game**

Rushing	Att	Yds	TD	Lg
RMU	6	37	1	27
Sam Houston	18	75	1	10
Utah State	15	110	0	24
San Jose St.	DNP			

**2022 Game-by-Game**

Rushing	Att	Yds	TD	Lg
UNI	2	-2	0	-2
Colorado	0	0	0	--
Wyoming	DNP			
Nevada	3	9	0	4
Navy	DNP			
Utah State	0	0	0	--
UNLV	11	36	0	9
Boise State	DNP			
Army	DNP			
New Mexico	0	0	0	--
Colorado St.	DNP			
San Diego St.	DNP			
Baylor	DNP			

**2021 Game-by-Game**

Rushing	Att	Yds	TD	Lg
Lafayette	1	6	0	6
Navy	DNP			
Utah State	0	0	0	--
FAU	DNP			
New Mexico	DNP			
Wyoming	DNP			
Boise State	DNP			
SDSU	DNP			
Army	DNP			
Colorado St.	0	0	0	--

Nevada	DNP			
UNLV	5	16	0	7
Louisville	DNP			

**Career Highs**

**Carries:**..... 18, Sam Houston, 2023  
**Yards:**..... 110, Utah State, 2023  
**TDs:**..... 1, Sam Houston, 2023  
**Long:**..... 27, RMU, 2023

**Career Statistics**

**Rushing**

Year	G	Att	Yds	Avg	TDs	Lg
2023	3	39	220	4.7	2	27 (RMU)
2022	6	16	43	2.7	0	9 (UNLV)
2021	4	6	22	3.7	0	7 (UNLV)
2022	1	1	2	2.0	0	2 (BSU)
<b>Total</b>	<b>14</b>	<b>62</b>	<b>289</b>	<b>4.7</b>	<b>2</b>	

**#28 - Aiden Calvert, RB**

5-10, 205, Jr., Chula Vista, CA (Mater Dei Catholic)

**2023**

- Played in four games
- Averaging 8.7 yards per carry
- Career highs of five carries for 45 yards at San Jose State

**Career**

- Played in four games in 2022
- Two carries for career-high 24 yards at UNLV...long run of 15 yards
- First-career TD vs. Nevada on a six-yard run
- Did not see any action in 2021

**2023 Game-by-Game**

Rushing	Att	Yds	TD	Lg
RMU	2	21	0	12
Sam Houston	2	15	0	18
Utah State	1	6	0	6
San Jose St.	5	45	0	14

**2022 Game-by-Game**

Rushing	Att	Yds	TD	Lg
UNI	1	15	0	15
Colorado	DNP			
Wyoming	DNP			
Nevada	1	6	1	6
Navy	DNP			
Utah State	DNP			
UNLV	2	24	0	15
Boise State	DNP			
Army	DNP			
New Mexico	DNP			
Colorado St.	DNP			
San Diego St.	DNP			
Baylor	DNP			

**Career Highs**

**Rushes:**..... 5, San Jose State, 2023  
**Yards:**..... 45, San Jose State, 2023  
**TDs:**..... 1, Nevada, 2022  
**Long:**..... 18, Sam Houston, 2023

**Career Statistics**

**Receiving**

Year	G	Att	Yds	Avg	TDs	Lg
2023	4	10	87	8.7	0	15 (SH)
2022	4	4	45	11.3	1	15 (UNLV)
2021	0	0	0	0.0	0	--
<b>Total</b>	<b>8</b>	<b>14</b>	<b>132</b>	<b>9.4</b>	<b>1</b>	

**#33 - Jet Harris, FB**

6-1, 225, Sr., Gray, TN  
(Dobyns Bennett)

**2023**

- Played in four games, one start (Sam Houston)
- Rushed for five yards and his first-career touchdown on two carries at San Jose State

**Career**

- Played in three games in 2022, rushing for 70 yards on 17 carries
- Career highs of 11 carries for 49 yards vs. Nevada
- Played in one game in 2021, seeing action vs. UNLV (4 carries, 24 yards rushing)
- Did not see any action in 2020

**2023 Game-by-Game**

Rushing	Att	Yds	TD	Lg
RMU	1	4	0	4
Sam Houston	1	3	0	3
Utah State	0	0	0	--
San Jose St.	2	5	1	3

**2022 Game-by-Game**

Rushing	Att	Yds	TD	Lg
UNI	2	15	0	9
Colorado	DNP			
Wyoming	DNP			
Nevada	11	44	0	9
Navy	DNP			
Utah State	DNP			
UNLV	DNP			
Boise State	DNP			
Army	DNP			
New Mexico	4	11	0	4
Colorado St.	DNP			
San Diego St.	DNP			
Baylor	DNP			

**2021 Game-by-Game**

Rushing	Att	Yds	TD	Lg
Lafayette	DLNP			
Navy	DNP			
Utah State	DNP			
FAU	DNP			
New Mexico	DNP			
Wyoming	DNP			
Boise State	DNP			
SDSU	DNP			
Army	DNP			
Colorado St.	DNP			
Nevada	DNP			
UNLV	4	24	0	8
Louisville	DNP			

**Career Highs**

**Carries:** ..... 11, Nevada, 2022  
**Yards:** ..... 44, Nevada, 2022  
**TDs:** ..... 1, San Jose State, 2023  
**Long:** ..... 9, Nevada, 2022

**Career Statistics**

Rushing						
Year	G	Att	Yds	Avg	TDs	Lg
2023	3	2	7	3.5	0	4 (RMU)
2022	3	17	70	4.1	0	9 (Nev)
2021	1	4	24	6.0	0	8 (UNLV)
2020	0	0	0	0.0	0	--
<b>Total</b>	<b>7</b>	<b>23</b>	<b>101</b>	<b>4.4</b>	<b>0</b>	

**Wide Receivers**

**#2 - Brandon Engel, WR**

6-2, 210, Jr., Dallas, TX  
(Lake Dallas)

**2023**

- Played in three games
- One catch for 28 yards vs. Utah State
- Team's top returning receiver with three catches for 40 yards

**Career**

- Played in 13 games in 2022
- Tied for third on the team in receiving with three catches for 40 yards
- Recovered on-side kicks vs. Colorado State and Baylor in the bowl game
- Did not see any action in 2021

**2023 Game-by-Game**

Receiving	Att	Yds	TD	Lg
RMU	DNP			
Sam Houston	0	0	0	--
Utah State	1	28	0	28
San Jose St.	0	0	0	--

**2022 Game-by-Game**

Receiving	Att	Yds	TD	Lg
UNI	0	0	0	--
Colorado	0	0	0	--
Wyoming	0	0	0	--
Nevada	0	0	0	--
Navy	1	15	0	15
Utah State	2	25	0	14
UNLV	0	0	0	--
Boise State	0	0	0	--
Army	0	0	0	--
New Mexico	0	0	0	--
Colorado St.	0	0	0	--
San Diego St.	0	0	0	--
Baylor	0	0	0	--

**Career Highs**

**Catches:** ..... 2, Utah State, 2022  
**Yards:** ..... 28, Utah State, 2023  
**TDs:** ..... None  
**Long:** ..... 28, Utah State, 2023

**Career Statistics**

Receiving						
Year	G	Att	Yds	Avg	TDs	Lg
2023	3	1	28	28.0	0	28 (USU)
2022	13	3	40	13.3	0	15 (Navy)
2021	0	0	0	0.0	0	--
<b>Total</b>	<b>16</b>	<b>4</b>	<b>68</b>	<b>17.0</b>	<b>0</b>	

**#6 - Cameron Breier, WR**

6-2, 195, Jr., Pasco, WA  
(Chiawana)

**2023**

- Played in two games

**Career**

- Played in 12 games in 2022
- Not credited with any statistics
- Did not see any action in 2021

**2023 Game-by-Game**

Receiving	Att	Yds	TD	Lg
RMU	0	0	0	--
Sam Houston	DNP			
Utah State	DNP			
San Jose St.	0	0	0	--

**2022 Game-by-Game**

Receiving	Att	Yds	TD	Lg
UNI	DNP			
Colorado	0	0	0	--
Wyoming	0	0	0	--
Nevada	0	0	0	--
Navy	0	0	0	--
Utah State	0	0	0	--
UNLV	0	0	0	--
Boise State	0	0	0	--
Army	0	0	0	--
New Mexico	0	0	0	--
Colorado St.	0	0	0	--
San Diego St.	0	0	0	--
Baylor	0	0	0	--

**Career Highs**

**Catches:** ..... None  
**Yards:** ..... None  
**TDs:** ..... None  
**Long:** ..... None

**Career Statistics**

Receiving						
Year	G	Att	Yds	Avg	TDs	Lg
2023	2	0	0	0.0	0	--
2022	12	0	0	0.0	0	--
2021	0	0	0	0.0	0	--
<b>Total</b>	<b>14</b>	<b>0</b>	<b>0</b>	<b>0.0</b>	<b>0</b>	

**#11 - Wyatt Wilson, WR**

6-3, 195, Sr., New Canaan, CT  
(New Canaan)

**2023**

- Played in four games

**Career**

- Played in four games in 2022
- Played in three games in 2021

**2023 Game-by-Game**

Receiving	Att	Yds	TD	Lg
RMU	0	0	0	--
Sam Houston	0	0	0	--
Utah State	0	0	0	--
San Jose St.	0	0	0	--

**2022 Game-by-Game**

Receiving	Att	Yds	TD	Lg
UNI	DNP			
Colorado	DNP			
Wyoming	DNP			
Nevada	0	0	0	--
Navy	DNP			
Utah State	DNP			
UNLV	0	0	0	--
Boise State	0	0	0	--
Army	DNP			
New Mexico	0	0	0	--
Colorado St.	DNP			
San Diego St.	DNP			
Baylor	DNP			

**2021 Game-by-Game**

Receiving	Att	Yds	TD	Lg
Lafayette	0	0	0	0
Navy	DNP			
Utah State	DNP			
FAU	0	0	0	0
New Mexico	DNP			
Wyoming	DNP			
Boise State	DNP			
SDSU	DNP			
Army	DNP			
CSU	DNP			
Nevada	DNP			
UNLV	0	0	0	0
Louisville	DNP			

**Career Highs**

Catches:..... None  
 Yards:..... None  
 TDs: ..... None  
 Long:..... None

**Career Statistics**

Receiving						
Year	G	Att	Yds	Avg	TDs	Lg
2023	4	0	0	0.0	0	--
2022	4	0	0	0.0	0	--
2021	3	0	0	0.0	0	--
2020	0	0	0	0.0	0	--
<b>Total</b>	<b>11</b>	<b>0</b>	<b>0</b>	<b>0.0</b>	<b>0</b>	

**#13 - Jared Roznos, WR**

6-0, 190, Jr., Sacramento, CA  
 (Seattle Prep)

**2023**

- Started all four games
- Leads the team in receiving (4-166-TD)
- Averaging 41.5 yards per catch
- Caught a pass in three of four games
- First-career start vs. RMU...recording first-career statistics with two catches, 95 yards, a touchdown and a long of 84 yards for the TD...84-yard TD reception ties as the fifth-longest in program history

**Career**

- Played in one game in 2022 (Nevada)
- Did not see any action in 2021

**2023 Game-by-Game**

Receiving	Att	Yds	TD	Lg
RMU	2	95	1	84
Sam Houston	0	0	0	--
Utah State	1	49	0	49
San Jose St.	1	22	0	22

**2022 Game-by-Game**

Receiving	Att	Yds	TD	Lg
UNI	DNP			
Colorado	DNP			
Wyoming	DNP			
Nevada	0	0	0	--
Navy	DNP			
Utah State	DNP			
UNLV	DNP			
Boise State	DNP			
Army	DNP			
New Mexico	DNP			
Colorado St.	DNP			
San Diego St.	DNP			
Baylor	DNP			

**Career Highs**

Catches:..... 2, RMU, 2023  
 Yards:..... 95, RMU, 2023  
 TDs: ..... 1, RMU, 2023  
 Long:..... 84, RMU, 2023

**Career Statistics**

Receiving						
Year	G	Att	Yds	Avg	TDs	Lg
2023	4	4	166	41.5	1	84 (RMU)
2022	1	0	0	0.0	0	--
2021	0	0	0	0.0	0	--
<b>Totals</b>	<b>5</b>	<b>4</b>	<b>166</b>	<b>41.5</b>	<b>1</b>	

**#18 - Kendin Alexander, WR**

5-10, 165, Jr., Seattle, WA  
 (Seattle Prep)

**2023**

- Played in one game (RMU)

**Career**

- Played in four games in 2022
- Did not see any action in 2021

**2023 Game-by-Game**

Receiving	Att	Yds	TD	Lg
RMU	0	0	0	--
Sam Houston	DNP			
Utah State	DNP			
San Jose St.	DNP			

**2022 Game-by-Game**

Receiving	Att	Yds	TD	Lg
UNI	0	0	0	--
Colorado	0	0	0	--
Wyoming	DNP			
Nevada	0	0	0	--
Navy	DNP			
Utah State	DNP			
UNLV	DNP			
Boise State	DNP			
Army	DNP			
New Mexico	0	0	0	--
Colorado St.	DNP			
San Diego St.	DNP			
Baylor	DNP			

**Career Highs**

Catches:..... None  
 Yards:..... None  
 TDs: ..... None  
 Long:..... None

**Career Statistics**

Receiving						
Year	G	Att	Yds	Avg	TDs	Lg
2023	1	0	0	0.0	0	--
2022	4	0	0	0.0	0	--
2021	0	0	0	0.0	0	--
<b>Total</b>	<b>5</b>	<b>0</b>	<b>0</b>	<b>0.0</b>	<b>0</b>	

**#21 - Cade Harris, WR**

5-8, 180, Jr., South Weber, UT  
 (Roy)

**2023**

- Played in four games, three starts
- Rushed for first-career touchdown vs. RMU, scoring on a three-yard run, his only attempt of the game

**Career**

- Played in four games in 2022...missed the last nine due to injury
- Career highs with two catches for 45 yards and a long of 41 yards at Wyoming...first-career touchdown, scoring on a 41-yard catch
- Did not see any action in 2021

**2023 Game-by-Game**

Receiving	Att	Yds	TD	Lg
RMU	0	0	0	--
Sam Houston	0	0	0	--
Utah State	0	0	0	--
San Jose St.	0	0	0	--

**Rushing**

Att	Yds	TD	Lg	
RMU	1	3	1	3
Sam Houston	0	0	0	--
Utah State	0	0	0	--
San Jose St.	0	0	0	--

**2022 Game-by-Game**

Receiving	Att	Yds	TD	Lg
UNI	0	0	0	--
Colorado	0	0	0	--
Wyoming	2	45	1	41
Nevada	0	0	0	--
Navy	DNP			
Utah State	DNP			
UNLV	DNP			
Boise State	DNP			
Army	DNP			
New Mexico	DNP			
Colorado St.	DNP			
San Diego St.	DNP			
Baylor	DNP			

**2022 Game-by-Game**

Rushing	Att	Yds	TD	Lg
UNI	0	0	0	--
Colorado	0	0	0	--
Wyoming	0	0	0	--
Nevada	1	2	0	2
Navy	DNP			
Utah State	DNP			
UNLV	DNP			
Boise State	DNP			
Army	DNP			
New Mexico	DNP			
Colorado St.	DNP			
San Diego St.	DNP			
Baylor	DNP			

**Career Highs**

**Receiving**

Catches:..... 2, Wyoming, 2022  
 Yards:..... 45, Wyoming, 2022  
 TDs: ..... 1, Wyoming, 2022  
 Long:..... 41, Wyoming, 2022

**Rushing**

Rushes:..... 1, RMU, 2023  
 Yards:..... 3, RMU, 2023  
 TDs: ..... 1, RMU, 2023  
 Long:..... 3, RMU, 2023

**Career Statistics**

**Receiving**

Year	G	Att	Yds	Avg	TDs	Lg
2023	4	0	0	0.0	0	--
2022	4	2	45	22.5	1	41 (Wyo)
2021	0	0	0	0.0	0	--
<b>Total</b>	<b>8</b>	<b>2</b>	<b>45</b>	<b>0.0</b>	<b>1</b>	

**Rushing**

Year	G	Att	Yds	Avg	TDs	Lg
2023	4	1	3	3.0	1	3 (RMU)
2022	4	1	2	2.0	0	2 (Nev)
2021	0	0	0	0.0	0	--
<b>Total</b>	<b>8</b>	<b>2</b>	<b>5</b>	<b>2.5</b>	<b>1</b>	

**#23 - Dane Kinamon, WR**

6-0, 205, Sr., Peachtree City, GA  
 (McIntosh)

**2023**

- Played in three games, two starts
- One catch for six yards at San Jose State, came on fourth down and was a first down
- One carry for four yards and one catch for seven yards vs. Utah State
- 19-yard KOR vs. Sam Houston

**Career**

- Played in three games in 2022, missing 10 due to injury
- Recorded career highs in rushing and receiving vs. UNI, rushing for 77 yards on two carries with a career-long 71 yard TD rush... career-high 80 yards receiving on a career-long 80 yard TD catch, the eighth longest in program history...career-best 157 all-purpose yards
- Returned to the Academy in 2021 after missing 2020
- Played in 11 games in 2019

**2023 Game-by-Game**

Receiving	Att	Yds	TD	Lg
RMU	DNP			
Sam Houston	0	0	0	--
Utah State	0	0	0	--
San Jose St.	1	6	0	6

Rushing	Att	Yds	TD	Lg
RMU	DNP			
Sam Houston	0	0	0	--
Utah State	1	4	0	4
San Jose St.	0	0	0	--

**2022 Game-by-Game**

Receiving	Att	Yds	TD	Lg
UNI	1	80	1	80
Colorado	1	8	0	8
Wyoming	DNP			

Nevada	DNP			
Navy	DNP			
Utah State	DNP			
UNLV	DNP			
Boise State	DNP			
Army	0	0	0	--
New Mexico	DNP			
Colorado St.	DNP			
San Diego St.	DNP			
Baylor	DNP			

Rushing	Att	Yds	TD	Lg
UNI	2	77	1	71
Colorado	3	21	0	9
Wyoming	DNP			
Nevada	DNP			
Navy	DNP			
Utah State	DNP			
UNLV	DNP			
Boise State	DNP			
Army	0	0	0	--
New Mexico	DNP			
Colorado St.	DNP			
San Diego St.	DNP			
Baylor	DNP			

**2021 Game-by-Game**

Receiving	Att	Yds	TD	Lg
Lafayette	0	0	0	--
Navy	0	0	0	--
Utah State	0	0	0	--
FAU	0	0	0	--
New Mexico	0	0	0	--
Wyoming	0	0	0	--
Boise State	0	0	0	--
SDSU	1	14	0	14
Army	4	66	1	23
CSU	2	21	1	20
Nevada	0	0	0	--
UNLV	DNP			
Louisville	3	40	0	15

Rushing	Att	Yds	TD	Lg
Lafayette	0	0	0	--
Navy	1	1	0	1
Utah State	2	10	1	7
FAU	5	29	0	14
New Mexico	5	21	1	9
Wyoming	2	-3	1	2
Boise State	1	-1	0	-1
SDSU	3	13	1	6
Army	1	3	0	3
CSU	8	65	0	16
Nevada	6	22	1	7
UNLV	DNP			
Louisville	3	5	0	9

**Career Highs**

**Receiving**

Catches:..... 4, Army, 2021  
 Yards:..... 80, Northern Iowa, 2022  
 TDs: ..... 1, Northern Iowa, 2022  
 Long:..... 80, Northern Iowa, 2022

**Rushing**

Carries:..... 8, Colorado State, 2021  
 Yards:..... 77, Northern Iowa, 2022  
 TDs: ..... 1, Northern Iowa, 2022  
 Long:..... 71, Northern Iowa, 2022

**Career Statistics**

**Receiving**

Year	G	Att	Yds	Avg	TDs	Lg
2023	3	2	13	6.5	0	7 (USU)
2022	3	2	88	44.0	1	80 (UNI)
2021	12	10	141	14.1	2	23 (Army)
2019	11	0	0	0.0	0	--
<b>Total</b>	<b>29</b>	<b>14</b>	<b>242</b>	<b>17.2</b>	<b>3</b>	

**Rushing**

Year	G	Att	Yds	Avg	TDs	Lg
2023	3	1	4	4.0	0	4 (USU)
2022	3	5	98	19.6	1	71 (UNI)
2021	12	37	165	4.3	5	16 (CSU)
2019	11	0	0	0.0	0	--
<b>Totals</b>	<b>29</b>	<b>43</b>	<b>267</b>	<b>6.2</b>	<b>6</b>	

**Tight Ends**

**#81 - James Bryant, TE**

6-4, 230, Sr., Roswell, GA  
 (Blessed Trinity)

**2023**

- Played in four games, two starts
- First-career start vs. RMU, no catches

**Career**

- Played in 13 games in 2022
- First-career game vs. UNI, recording first-career catch for seven yards
- Did not see any action in 2021
- Did not see any action in 2020

**2023 Game-by-Game**

Receiving	Att	Yds	TD	Lg
RMU	0	0	0	--
Sam Houston	0	0	0	--
Utah State	0	0	0	--
San Jose St.	0	0	0	--

**2022 Game-by-Game**

Receiving	Att	Yds	TD	Lg
UNI	1	7	0	7
Colorado	0	0	0	--
Wyoming	0	0	0	--
Nevada	0	0	0	--
Navy	0	0	0	--
Utah State	0	0	0	--
UNLV	0	0	0	--
Boise State	0	0	0	--
Army	0	0	0	--
New Mexico	0	0	0	--
Colorado St.	0	0	0	--
San Diego St.	0	0	0	--
Baylor	0	0	0	--

**Career Highs**

Catches:..... 1, Northern Iowa, 2022  
 Yards:..... 7, Northern Iowa, 2022  
 TDs: ..... None  
 Long:..... 7, Northern Iowa, 2022

**Career Statistics**

**Receiving**

Year	G	Att	Yds	Avg	TDs	Lg
2023	4	0	0	0.0	0	--
2022	13	1	7	7.0	0	7 (UNI)
2021	0	0	0	0.0	0	--
2020	0	0	0	0.0	0	--
<b>Total</b>	<b>17</b>	<b>1</b>	<b>7</b>	<b>7.0</b>	<b>0</b>	

**#82 - Connor McIntee, TE**

6-3, 235, Sr., Sacramento, CA  
(Jesuit)

**2023**

- Played in three games

**Career**

- Played in three games in 2022
- Played in one game in 2021 (UNLV)
- Did not see any action 2020

**2023 Game-by-Game**

Receiving	Att	Yds	TD	Lg
RMU	0	0	0	--
Sam Houston	DNP			
Utah State	0	0	0	--
San Jose St.	0	0	0	--

**2022 Game-by-Game**

Receiving	Att	Yds	TD	Lg
UNI	0	0	0	--
Colorado	DNP			
Wyoming	DNP			
Nevada	0	0	0	--
Navy	DNP			
Utah State	DNP			
UNLV	DNP			
Boise State	DNP			
Army	DNP			
New Mexico	0	0	0	--
Colorado St.	DNP			
San Diego St.	DNP			
Baylor	DNP			

**Career Highs**

Catches:..... None  
Yards:..... None  
TDs: ..... None  
Long:..... None

**Career Statistics**

Receiving						
Year	G	Att	Yds	Avg	TDs	Lg
2023	3	0	0	0.0	0	--
2022	3	0	0	0.0	0	--
2021	1	0	0	0.0	0	--
2020	0	0	0	0.0	0	--
<b>Total</b>	<b>7</b>	<b>0</b>	<b>0</b>	<b>0.0</b>	<b>0</b>	<b>--</b>

**#84 - Caleb Rillos**

6-5, 255, Sr., Golden, CO  
(Ralston Valley)

**2023**

- Played in four games, two starts

**Career**

- Played in 13 games in 2022, starting seven
- One catch for 15 yards and his first-career touchdown vs. Baylor in the bowl game
- First career start vs. UNI in season opener
- Academic all-district selection in football... has a 3.89 grade point average and is majoring in mechanical engineering
- Played in two bowl games (2021, 2022) and has a catch in each game...one catch for 40 yards vs. Louisville in 2021, one catch for 15 yards and a TD vs. Baylor in 2022
- Played in eight games in 2021
- Did not see any action in 2020

**2023 Game-by-Game**

Receiving	Att	Yds	TD	Lg
RMU	0	0	0	--
Sam Houston	0	0	0	--
Utah State	0	0	0	--
San Jose St.	0	0	0	--

**2022 Game-by-Game**

Receiving	Att	Yds	TD	Lg
UNI	0	0	0	--
Colorado	0	0	0	--
Wyoming	0	0	0	--
Nevada	0	0	0	--
Navy	0	0	0	--
Utah State	1	15	0	15
UNLV	0	0	0	--
Boise State	0	0	0	--
Army	0	0	0	--
New Mexico	0	0	0	--
Colorado St.	0	0	0	--
San Diego St.	0	0	0	--
Baylor	1	15	1	15

**2021 Game-by-Game**

Receiving	Att	Yds	TD	Lg
Lafayette	DNP			
Navy	DNP			
Utah State	DNP			
FAU	DNP			
New Mexico	DNP			
Wyoming	0	0	0	--
Boise State	0	0	0	--
SDSU	0	0	0	--
Army	0	0	0	--
CSU	0	0	0	--
Nevada	0	0	0	--
UNLV	0	0	0	--
Louisville	1	40	0	40

**Career Highs**

Catches:..... 1, Louisville, 2021  
Yards:..... 40, Louisville, 2021  
TDs: ..... 1, Baylor, 2022  
Long:..... 40, Louisville, 2021

**Career Statistics**

Receiving						
Year	G	Att	Yds	Avg	TDs	Lg
2023	4	0	0	0.0	0	--
2022	13	2	30	15.0	1	15 (BU)
2021	8	1	40	40.0	0	40 (LU)
2020	0	0	0	0.0	0	--
<b>Total</b>	<b>25</b>	<b>3</b>	<b>70</b>	<b>23.3</b>	<b>1</b>	



## Corner Backs

### #0 - Trey Williams, CB

5-10, 175, Jr., Atlanta, GA  
(Loganville)

#### 2023

- Played in four games
- Fifth in the MW and 19th nationally with one fumble recovery (RMU)
- Two tackles at San Jose State
- Career-high five tackles vs. Utah State...also had a TFL and PBU

#### Career

- Played in 12 games in 2022, starting one
- Career-high two tackles at UNLV
- Did not see any action in 2021

#### 2023 Game-by-Game

Defense	U-A-T	Other
RMU	0-0-0	FR
Sam Houston	0-0-0	--
Utah State	1-4-5	TFL, PBU
San Jose St.	1-1-2	--

#### 2022 Game-by-Game

Defense	U-A-T	Other
UNI	0-0-0	--
Colorado	0-0-0	--
Wyoming	0-0-0	--
Nevada	2-0-2	--
Navy	0-0-0	--
Utah State	0-0-0	--
UNLV	0-2-2	--
Boise State	0-1-1	--
Army	DNP	
New Mexico	0-0-0	--
Colorado St.	0-0-0	--
San Diego St.	1-0-1	Sack
Baylor	0-0-0	--

#### Career Highs

UT: ..... 2, Nevada, 2022  
AT: ..... 4, Utah State, 2023  
TOT: ..... 5, Utah State, 2023  
TFL: ..... 1.0, San Diego State, 2022

#### Career Highs

##### Tackles

Year	G	U-A-T	TFL	Sacks	INT
2023	4	2-5-7	0.5-4	0.5-4	0-0
2022	12	3-3-6	1.0-10	1.0-10	0-0
2021	0	0-0-0	0.0-0	0.0-0	0-0
<b>Total</b>	<b>16</b>	<b>5-8-13</b>	<b>1.5-14</b>	<b>1.5-14</b>	<b>0-0</b>

### #3 - Jamari Bellamy, CB

6-2, 185, Jr., Atlanta, GA  
(McEachern)

#### 2023

- Started all four games
- Fifth in the MW and 19th nationally with one fumble recovery (RMU)
- Three tackles at San Jose State
- Three tackles and two PBU vs. Utah State
- First-career start vs. RMU, one tackle and a TFL...also had a FR

#### Career

- Played in 13 games in 2022, starting four
- Career high 10 tackles at Utah State

- Started first game of his career at Wyoming, recording three tackles
- Did not see any action in 2021

#### 2023 Game-by-Game

Defense	U-A-T	Other
RMU	1-0-1	TFL, FR
Sam Houston	2-0-2	--
Utah State	3-0-3	2 PBU
San Jose St.	1-2-3	--

#### 2022 Game-by-Game

Defense	U-A-T	Other
UNI	2-0-2	--
Colorado	0-0-0	--
Wyoming	2-1-3	--
Nevada	1-0-1	--
Navy	0-0-0	--
Utah State	6-4-10	0.5 TFL
UNLV	1-1-2	INT
Boise State	0-0-0	--
Army	0-0-0	--
New Mexico	0-0-0	--
Colorado St.	0-0-0	--
San Diego St.	3-1-4	PBU
Baylor	2-1-3	--

#### Career Highs

UT: ..... 6, Utah State, 2022  
AT: ..... 4, Utah State, 2022  
TOT: ..... 10, Utah State, 2022  
TFL: ..... 1.0, Robert Morris, 2023

#### Career Statistics

##### Tackles

Year	G	U-A-T	TFL	Sacks	INT
2023	4	7-2-9	1.0-2	0.0-0	0-0
2022	13	18-9-27	0.5-2	0.0-0	1-8
2021	0	0-0-0	0.0-0	0.0-0	0-0
<b>Total</b>	<b>17</b>	<b>25-11-36</b>	<b>1.5-4</b>	<b>0.0-0</b>	<b>1-8</b>

### #5 - Corey Collins, CB

5-11, 185, Sr., Suwanee, GA  
(Peachtree Ridge)

#### 2023

- Played in three games
- DNP vs. RMU

#### Career

- Played in eight games in 2022
- Did not see any action in 2021
- Played in three games in 2020, seeing action vs. Navy, Boise State and Utah State

#### 2023 Game-by-Game

Defense	U-A-T	Other
RMU	DNP	
Sam Houston	0-0-0	--
Utah State	0-0-0	--
San Jose St.	1-0-1	--

#### 2022 Game-by-Game

Defense	U-A-T	Other
UNI	2-0-2	--
Colorado	DNP	
Wyoming	DNP	
Nevada	1-1-2	--
Navy	DNP	
Utah State	DNP	
UNLV	0-0-0	--
Boise State	0-0-0	--
Army	0-0-0	--

New Mexico	0-1-1	--
Colorado St.	0-0-0	--
San Diego St.	0-0-0	--
Baylor	DNP	

#### Career Highs

UT: ..... 2, Northern Iowa, 2022  
AT: ..... 1, Nevada, 2022  
TOT: ..... 2, Nevada, 2022  
TFL: ..... None

#### Career

##### Tackles

Year	G	U-A-T	TFL	Sacks	INT
2023	3	1-0-1	0.0-0	0.0-0	0-0
2022	8	3-2-5	0.0-0	0.0-0	0-0
2021	0	0-0-0	0.0-0	0.0-0	0-0
2020	3	0-1-1	0.0-0	0.0-0	0-0
<b>Total</b>	<b>14</b>	<b>4-3-7</b>	<b>0.0-0</b>	<b>0.0-0</b>	<b>0-0</b>

### #14 - K.C. Beard, CB

6-1, 200, Jr., Antioch, TN  
(Cane Ridge)

#### 2023

- Played in four games
- Career-high three tackles at San Jose State, first stops of his career

#### Career

- Played in three games in 2022
- Did not see any action in 2021

#### 2023 Game-by-Game

Defense	U-A-T	Other
RMU	0-0-0	--
Sam Houston	0-0-0	--
Utah State	0-0-0	--
San Jose St.	1-2-3	--

#### 2022 Game-by-Game

Defense	U-A-T	Other
UNI	0-0-0	PBU
Colorado	DNP	
Wyoming	DNP	
Nevada	0-0-0	--
Navy	DNP	
Utah State	DNP	
UNLV	DNP	
Boise State	DNP	
Army	DNP	
New Mexico	0-0-0	--
Colorado St.	DNP	
San Diego St.	DNP	
Baylor	DNP	

#### Career Highs

UT: ..... 1, San Jose State, 2023  
AT: ..... 2, San Jose State, 2023  
TOT: ..... 3, San Jose State, 2023  
TFL: ..... None

#### Career Statistics

##### Tackles

Year	G	U-A-T	TFL	Sacks	INT
2023	4	1-2-3	0.0-0	0.0-0	0-0
2022	3	0-0-0	0.0-0	0.0-0	0-0
2021	0	0-0-0	0.0-0	0.0-0	0-0
<b>Total</b>	<b>7</b>	<b>1-2-3</b>	<b>0.0-0</b>	<b>0.0-0</b>	<b>0-0</b>

### #17 - Zion Kelly, CB

5-10, 190, Jr.  
Greenville, SC  
(Southside)

#### 2023

- Played in four games
- Two tackles at San Jose State
- RMU game was first action since 2021

#### Career

- Did not see any action in 2022
- Played in 13 games, five starts, in 2021
- Tied for team lead with a career-best five tackles vs. Lafayette...first-career start
- Played in five games in 2020, starting two

#### 2023 Game-by-Game

Defense	U-A-T	Other
RMU	0-0-0	--
Sam Houston	0-0-0	--
Utah State	1-0-1	--
San Jose St.	1-1-2	--

#### 2021 Game-by-Game

Defense	UT-AT	TOT	Other
Lafayette	4-1	5	--
Navy	0-1	1	0.5 Sack
Utah State	3-1	4	--
FAU	1-0	1	--
New Mexico	0-0	0	--
Wyoming	0-0	0	--
Boise State	0-0	0	--
SDSU	0-0	0	--
Army	0-0	0	--
CSU	0-0	0	--
Nevada	0-0	0	--
UNLV	0-0	0	--
Louisville	0-1	1	--

#### Career Highs

UT: ..... 4, Lafayette, 2021  
AT: ..... 1, Utah State, 2021  
TOT: ..... 5, Lafayette, 2021  
TFL: ..... 0.5, Navy, 2021

#### Career Statistics

Tackles					
Year	G	U-A-T	TFL	Sacks	INT
2023	4	2-1-3	0.0-0	0.0-0	0-0
2021	13	8-4-12	0.5-3	0.5-3	0-0
2020	5	4-2-6	0.0-0	0.0-0	0-0
2019	0	0-0-0	0.0-0	0.0-0	0-0
<b>Total</b>	<b>22</b>	<b>14-7-21</b>	<b>0.5-3</b>	<b>0.5-3</b>	<b>0-0</b>

### #22 - Jerome Gaillard, Jr., DB

6-4, 200, Jr., Kempner, TX  
(Copperas Cove)

#### 2023

- Started all four games
- Fourth on the team in tackles with 16
- Back-to-back games with a TFL
- Five tackles and a TFL at San Jose State
- First-career start vs. RMU...career-high five tackles, including four unassisted

#### Career

- Played in 12 games in 2022
- First-career game vs. UNI, two total tackles
- Did not see any action in 2021

#### 2023 Game-by-Game

Defense	U-A-T	Other
RMU	4-1-5	--
Sam Houston	3-1-4	--
Utah State	2-0-2	TFL
San Jose St.	4-1-5	TFL

#### 2022 Game-by-Game

Defense	U-A-T	Other
UNI	1-1-2	--
Colorado	0-0-0	--
Wyoming	0-0-0	--
Nevada	0-0-0	--
Navy	0-0-0	--
Utah State	0-0-0	--
UNLV	0-1-1	--
Boise State	0-0-0	--
Army	0-0-0	--
New Mexico	0-0-0	--
Colorado St.	1-0-1	--
San Diego St.	0-0-0	--
Baylor	0-0-0	--

#### Career Highs

UT: ..... 4, San Jose State, 2023  
AT: ..... 1, San Jose State, 2023  
TOT: ..... 5, San Jose State, 2023  
TFL: ..... 1.0, San Jose State, 2023

#### Career Statistics

Tackles						
Year	G	U-A-T	TFL	Sacks	INT	
2023	4	13-3-16	2.0-2	0.0-0	0-0	
2022	13	2-2-4	0.0-0	0.0-0	0-0	
2021	0	0-0-0	0.0-0	0.0-0	0-0	
<b>Total</b>	<b>17</b>	<b>15-5-20</b>	<b>2.0-2</b>	<b>0.0-0</b>	<b>0-0</b>	

## Safeties

### #7 - Trey Taylor, FS

6-0, 210, Sr., Frisco, TX  
(Frisco Long Star)

#### 2023

- Second on the team in tackles with 25 and solo stops with 15
- Back-to-back games with a TFL and three of four this season
- Season-high eight tackles, TFL and INT at San Jose State...returned the INT 51 yards to set up a TD
- Six tackles, career-best 2.0 TFL and a sack vs. Utah State
- Six tackles, TFL vs. RMU
- Preseason all-MW
- Bronco Nagurski (Defensive Player), Jim Thorpe (Defensive Back), Chuck Bednarik (Defensive Player), Senior Bowl Watch Lists
- Nominee for Defender of the Nation Award, includes on and off the field performance

#### Career

- Second among all active Falcons in career tackles with 156
- Leads all active Falcons with four INTs...has had at least one the last three seasons
- Second-team all-MW in 2022
- Led the team in tackles with 69 and solo stops with 41 in 2022
- Season-high nine tackles at Utah State
- Played in 10 games in 2021, all starts
- Second on the team in tackles with 62
- Led team with three 10-plus tackle games

- Career-high 11 tackles vs. SDSU, tied as the most by a Falcon in 2021
- Did not see any action in 2020

#### 2023 Game-by-Game

Defense	U-A-T	Other
RMU	3-3-6	TFL
Sam Houston	4-1-5	--
Utah State	4-2-6	2.0 TFL, Sack
San Jose St.	4-4-8	TFL, INT

#### 2022 Game-by-Game

Defense	U-A-T	Other
UNI	6-2-8	PBU
Colorado	2-2-4	--
Wyoming	4-2-6	TFL, INT
Nevada	2-1-3	--
Navy	6-0-6	TFL
Utah State	3-6-9	TFL
UNLV	3-2-5	--
Boise State	6-2-8	--
Army	3-2-5	Sack, PBU
New Mexico	1-2-3	--
Colorado St.	2-2-4	PBU
San Diego St.	1-4-5	TFL, INT, PBU
Baylor	2-1-3	--

#### 2021 Game-by-Game

Defense	U-A-T	Other
Lafayette	DNP	
Navy	DNP	
Utah State	DNP	
FAU	4-0-4	Sack, FF, 3 PBU
New Mexico	1-1-2	--
Wyoming	3-4-7	--
Boise State	5-1-6	--
SDSU	9-2-11	--
Army	8-2-10	--
CSU	1-7-8	INT
Nevada	1-0-1	PBU
UNLV	0-3-3	TFL
Louisville	7-3-10	PBU

#### Career Highs

UT: ..... 9, San Diego State, 2021  
AT: ..... 7, Colorado State, 2021  
TOT: ..... 11, San Diego State, 2021  
TFL: ..... 2.0, Utah State, 2023

#### Career Statistics

Tackles						
Year	G	U-A-T	TFL	Sacks	INT	
2023	4	15-10-25	3.5-6	0.5-3	1-51	
2022	13	41-28-69	4.5-18	1.0-15	2-15	
2021	10	39-23-62	1.5-15	1.0-11	1-0	
<b>Total</b>	<b>27</b>	<b>95-61-156</b>	<b>9.5-39</b>	<b>2.5-30</b>	<b>4-66</b>	

### #10 - Jalen Mergerson, FS

5-11, 210, Sr., Aurora, CO  
(Eaglecrest)

#### 2023

- Played in four games, one start (USU)
- Two tackles vs. San Jose State
- Three tackles vs. RMU

#### Career

- Played in 13 games in 2022
- Career-best four tackles at UNLV
- Played in 13 games in 2021, starting two
- Three tackles and a pass breakup vs. Lafayette...first-career game played and started

## 2023 AIR FORCE FOOTBALL BIOS -- DEFENSE

• Did not see any action in 2020

### 2023 Game-by-Game

Defense	U-A-T	Other
RMU	1-2-3	--
Sam Houston	0-0-0	--
Utah State	0-0-0	--
San Jose St.	0-2-2	--

### 2022 Game-by-Game

Defense	U-A-T	Other
UNI	0-0-0	--
Colorado	0-0-0	--
Wyoming	0-0-0	--
Nevada	1-0-1	--
Navy	0-0-0	--
Utah State	0-0-0	--
UNLV	1-3-4	--
Boise State	0-0-0	--
Army	0-0-0	--
New Mexico	0-0-0	--
Colorado St.	0-0-0	--
San Diego St.	1-0-1	--
Baylor	DNP	

### 2021 Game-by-Game

Defense	U-A-T	Other
Lafayette	0-3-3	PBU
Navy	1-0-1	--
Utah State	0-0-0	--
FAU	1-0-1	--
New Mexico	0-0-0	--
Wyoming	0-0-0	--
Boise State	0-0-0	--
SDSU	1-0-1	--
Army	0-0-0	--
CSU	0-1-1	--
Nevada	0-0-0	--
UNLV	0-0-0	--
Louisville	0-0-0	--

### Career Highs

UT: ..... 1, RMU, 2023  
 AT: ..... 3, UNLV, 2022  
 TOT: ..... 4, UNLV, 2022  
 TFL: ..... None

### Career Statistics

Tackles	Year	G	U-A-T	TFL	Sacks	INT
	2023	4	1-4-5	0.0-0	0.0-0	0-0
	2022	13	3-3-6	0.0-0	0.0-0	0-0
	2021	13	3-4-7	0.0-0	0.0-0	0-0
	<b>Total</b>	<b>30</b>	<b>7-11-18</b>	<b>0.0-0</b>	<b>0.0-0</b>	<b>0-0</b>

## #11 - Camby Goff, SS

6-1, 215, Sr., Reynoldsburg, OH  
 (Reynoldsburg)

### 2023

• Played in one game (RMU)...recorded three tackles...left the game due to injury

### Career

- Hit 100-tackle mark for career in RMU game, which is the third-most among active players
- Honorable mention all-MW in 2022
- Led the team in interceptions with three and pass breakups with nine
- Season-high eight tackles and career-best two pass breakups at Wyoming
- Played in 11 games in 2021, eight starts

- Six tackles and a TFL vs. Louisville in bowl
- Team- and career-best 10 tackles, a TFL and two PBU at Colorado State...first time to lead the team in tackles
- Played in five games in 2020, (13 tackles)

### 2023 Game-by-Game

Defense	U-A-T	Other
RMU	2-1-3	--
Sam Houston	DNP	
Utah State	DNP	
San Jose St.	DNP	

### 2022 Game-by-Game

Defense	U-A-T	Other
UNI	1-2-3	INT, PBU
Colorado	2-2-4	INT, 2 PBU
Wyoming	6-2-8	2 PBU
Nevada	0-2-2	PBU
Navy	2-0-2	PBU
Utah State	3-3-6	--
UNLV	0-4-4	--
Boise State	1-0-1	QBH
Army	0-1-1	INT, PBU
New Mexico	1-1-2	0.5 Sack
Colorado St.	2-1-3	PBU
San Diego St.	0-3-3	--
Baylor	2-1-3	--

### 2021 Game-by-Game

Defense	U-A-T	Other
Lafayette	1-1-2	--
Navy	DNP	
Utah State	0-0-0	--
FAU	2-0-2	FF
New Mexico	0-1-1	--
Wyoming	1-1-2	PBU
Boise State	4-4-8	FF, TFL (-6)
SDSU	4-1-5	--
Army	DNP	
CSU	5-5-10	TFL, 2 PBU
Nevada	3-1-4	TFL
UNLV	1-1-2	Sack (-7)
Louisville	3-3-6	TFL

### Career Highs

UT: ..... 6, Wyoming, 2022  
 AT: ..... 5, Colorado State, 2021  
 TOT: ..... 10, Colorado State, 2021  
 TFL: ..... 1.0, UNLV, 2021

### Career Statistics

Tackles	Year	G	U-A-T	TFL	Sacks	INT
	2023	1	2-1-3	0.0-0	0.0-0	0-0
	2022	13	20-22-39	0.5-1	0.5-1	3-25
	2021	11	24-18-42	4.5-32	2.0-25	0-0
	2020	6	6-7-13	0.5-1	0.0-0	0-0
	<b>Total</b>	<b>31</b>	<b>52-48-100</b>	<b>5.5-34</b>	<b>2.5-26</b>	<b>3-25</b>

## #12 - Patrick Dahlen, DB

6-3, 210, Sr., Canton, GA  
 (Cherokee)

### 2023

- Played in four games
- Two tackles at San Jose State
- Career-high three tackles vs. RMU

### Career

- Played in 13 games in 2022
- Played in one game in 2021 (UNLV)
- Played in one game in 2020 (New Mexico)

### 2023 Game-by-Game

Defense	U-A-T	Other
RMU	2-1-3	--
Sam Houston	0-0-0	--
Utah State	0-0-0	--
San Jose St.	2-0-2	--

### 2022 Game-by-Game

Defense	U-A-T	Other
UNI	0-0-0	--
Colorado	0-0-0	--
Wyoming	0-0-0	--
Nevada	0-0-0	--
Navy	0-0-0	--
Utah State	0-0-0	--
UNLV	0-1-1	--
Boise State	0-0-0	--
Army	0-0-0	--
New Mexico	0-0-0	--
Colorado St.	0-0-0	--
San Diego St.	0-0-0	--
Baylor	0-0-0	--

### 2021 Game-by-Game

Defense	U-A-T	Other
Lafayette	DNP	
Navy	DNP	
Utah State	DNP	
FAU	DNP	
New Mexico	DNP	
Wyoming	DNP	
Boise State	DNP	
SDSU	DNP	
Army	DNP	
CSU	DNP	
Nevada	DNP	
UNLV	0-0-0	--
Louisville	DNP	

### Career Highs

UT: ..... 2, San Jose State, 2023  
 AT: ..... 1, RMU, 2023  
 TOT: ..... 3, RMU, 2023  
 TFL: ..... None

### Career Statistics

Tackles	Year	G	U-A-T	TFL	Sacks	INT
	2023	4	4-1-5	0.0-0	0.0-0	0-0
	2022	13	0-1-1	0.0-0	0.0-0	0-0
	2021	1	0-0-0	0.0-0	0.0-0	0-0
	2020	1	0-1-1	0.0-0	0.0-0	0-0
	<b>Total</b>	<b>19</b>	<b>4-3-7</b>	<b>0.0-0</b>	<b>0.0-0</b>	<b>0-0</b>

## #15 - Jake Martin, DB

6-2, 200, Jr., Monument, CO  
 (Lewis-Palmer)

### 2023

- Played in four games

### Career

- Played in all 13 games in 2022, recording five total tackles
- Did not see any action in 2021

### 2023 Game-by-Game

Defense	U-A-T	Other
RMU	0-0-0	--
Sam Houston	0-0-0	--
Utah State	0-0-0	--
San Jose St.	0-0-0	--

**2022 Game-by-Game**

Defense	U-A-T	Other
UNI	1-0-1	--
Colorado	1-0-1	--
Wyoming	0-0-0	--
Nevada	0-1-1	--
Navy	0-0-0	--
Utah State	0-0-0	--
UNLV	0-0-0	--
Boise State	0-0-0	--
Army	0-0-0	--
New Mexico	0-0-0	--
Colorado St.	0-0-0	--
San Diego St.	0-1-1	--
Baylor	1-0-1	--

**Career Highs**

UT: ..... 1, Baylor, 2022  
 AT: ..... 1, San Diego State, 2022  
 TOT: ..... 1, Baylor, 2022  
 TFL: ..... None

**Career Statistics**

**Tackles**

Year	G	U-A-T	TFL	Sacks	INT
2023	4	0-0-0	0.0-0	0.0-0	0-0
2022	13	3-2-5	0.0-0	0.0-0	0-0
2021	0	0-0-0	0.0-0	0.0-0	0-0
<b>Total</b>	<b>17</b>	<b>3-2-5</b>	<b>0.0</b>	<b>0.0-0</b>	<b>0-0</b>

**#16 - Jayden Goodwin, SS**

6-1, 195, Sr., Houston, TX  
 (Cypress Falls)

**2023**

- Played four games, three starts
- Averaged 4.5 tackles the last three games
- PBU each of the last two games
- Four tackles and a PBU vs. San Jose State
- Season-high five tackles and a PBU vs. Utah State
- Four tackles at Sam Houston in return to hometown

**Career**

- Played in 13 games in 2022, starting 11
- Matched career high with nine tackles vs. Baylor in the bowl game...also had a pass breakup
- Team-high seven tackles, career-high-tying 1.5 TFL, INT and PBU at SDSU...INT came in the endzone during the fourth quarter
- Career- and team-high nine tackles vs. Boise State...also had a pass breakup that led to an INT
- Played in 13 games in 2021
- Played in four games in 2020, starting two

**2023 Game-by-Game**

Defense	U-A-T	Other
RMU	0-2-2	--
Sam Houston	2-2-4	--
Utah State	2-3-5	PBU
San Jose St.	1-3-4	PBU

**2022 Game-by-Game**

Defense	U-A-T	Other
UNI	0-2-2	--
Colorado	5-0-5	FF
Wyoming	4-3-7	--
Nevada	1-1-2	PBU
Navy	0-1-1	--
Utah State	0-3-3	INT
UNLV	2-1-3	FR

Boise State	4-5-9	BPU
Army	0-0-0	PBU
New Mexico	3-3-6	FF, 1.5 TFL
Colorado St.	2-2-4	--
San Diego St.	3-4-7	1.5 TFL, INT, PBU
Baylor	6-3-9	PBU

**2021 Game-by-Game**

Defense	U-A-T	Other
Lafayette	1-0-1	--
Navy	0-0-0	--
Utah State	4-1-5	PBU
FAU	0-0-0	2 PBU
New Mexico	1-1-2	--
Wyoming	1-1--2	--
Boise State	1-0-1	--
SDSU	1-0-1	--
Army	1-0-1	--
CSU	0-1-1	--
Nevada	0-0-0	--
UNLV	0-0-0	--
Louisville	0-1-1	--

**Career Highs**

UT: ..... 5, Colorado, 2022  
 AT: ..... 5, Boise State, 2022  
 TOT: ..... 9, Boise State, 2022  
 TFL: ..... 1.5, San Diego State, 2022

**Career Statistics**

**Tackles**

Year	G	U-A-T	TFL	Sacks	INT
2023	4	5-10-15	0.0-0	0.0-0	0-0
2022	13	30-28-58	3.0-5	0.0-0	2-30
2021	13	10-5-15	0.0-0	0.0-0	0-0
2020	5	5-2-7	0.0-0	0.0-0	0-0
<b>Total</b>	<b>35</b>	<b>50-45-95</b>	<b>3.0-5</b>	<b>0.0-0</b>	<b>2-30</b>

**#19 - CJ Boyd, DB**

6-1, 200, Jr., Milwaukee, WI  
 (University School)

**2023**

- Played in four games, three starts
- Career-high six tackles vs. Utah State...also had a TFL and two PBU
- First-career start vs. Sam Houston...one tackle

**Career**

- Played in 13 games in 2022
- First career game vs. UNI, recording four unassisted tackles to rank second on team
- Did not see any action in 2021

**2023 Game-by-Game**

Defense	U-A-T	Other
RMU	0-0-0	--
Sam Houston	1-0-1	--
Utah State	3-3-6	TFL, 2 PBU
San Jose St.	1-0-1	--

**2022 Game-by-Game**

Defense	U-A-T	Other
UNI	4-0-4	--
Colorado	0-0-0	--
Wyoming	0-0-0	--
Nevada	0-1-1	--
Navy	0-0-0	--
Utah State	0-0-0	--
UNLV	1-1-2	--
Boise State	0-0-0	--
Army	0-0-0	--

New Mexico	1-0-1	PBU
Colorado St.	0-0-0	--
San Diego St.	0-0-0	--
Baylor	0-0-0	--

**Career Highs**

UT: ..... 4, Northern Iowa, 2022  
 AT: ..... 3, Utah State, 2023  
 TOT: ..... 6, Utah State, 2023  
 TFL: ..... 1.0, Utah State, 2023

**Career Highs**

**Career Statistics**

**Tackles**

Year	G	U-A-T	TFL	Sacks	INT
2023	4	5-3-8	1.0-4	0.0-0	0-0
2022	13	6-2-8	0.0-0	0.0-0	0-0
2021	0	0-0-0	0.0-0	0.0-0	0-0
<b>Total</b>	<b>17</b>	<b>11-5-16</b>	<b>1.0-4</b>	<b>0.0-0</b>	<b>0-0</b>

**#20 - Jake Smith, OLB**

6-1, 210, Sr. Roswell, GA  
 (Blessed Trinity Catholic)

**2023**

- Played in four games

**Career**

- Played in 13 games in 2022
- Moved from quarterback to defense
- Did not see any action in 2021
- Returned to the Academy in 2020 after missing the 2020 season
- Did not see any action in 2019

**2023 Game-by-Game**

Defense	U-A-T	Other
RMU	1-0-1	--
Sam Houston	1-0-1	--
Utah State	0-0-0	--
San Jose St.	0-0-0	--

**2022 Game-by-Game**

Defense	U-A-T	Other
UNI	0-0-0	--
Colorado	0-0-0	--
Wyoming	0-0-0	--
Nevada	1-1-2	--
Navy	0-0-0	--
Utah State	1-1-2	--
UNLV	0-0-0	--
Boise State	0-0-0	--
Army	0-0-0	--
New Mexico	0-0-0	--
Colorado St.	0-0-0	--
San Diego St.	0-0-0	--
Baylor	1-0-1	--

**Career Highs**

UT: ..... 1, Sam Houston, 2023  
 AT: ..... 1, Nevada, 2022  
 TOT: ..... 2, Nevada, 2022  
 TFL: ..... None

**Career Statistics**

**Tackles**

Year	G	U-A-T	TFL	Sacks	INT
2023	4	2-0-2	0.0-0	0.0-0	0-0
2022	12	2-2-4	0.0-0	0.0-0	0-0
<b>Total</b>	<b>16</b>	<b>4-2-6</b>	<b>0.0-0</b>	<b>0.0-0</b>	<b>0-0</b>

## Outside Linebackers

### #6 - Matthew Malloy, OLB

6-3, 215, Sr., Scottsdale, AZ  
(Notre Dame Prep)

#### 2023

- Has not seen any action

#### Career

- Played in two games in 2022
- Recorded one tackle vs. UNI...first action since missing last eight games of 2021
- Played in five games in 2021, missing last eight due to injury
- Played in five games in 2020, recording nine tackles, a sack and an interception
- Career-high six tackles at Utah State, including a sack, and recorded his first-career INT

#### 2023 Game-by-Game

Defense	U-A-T	Other
RMU	DNP	
Sam Houston	DNP	
Utah State	DNP	
San Jose St.	DNP	

#### 2022 Game-by-Game

Defense	U-A-T	Other
UNI	0-1-1	--
Colorado	DNP	
Wyoming	DNP	
Nevada	DNP	
Navy	DNP	
Utah State	DNP	
UNLV	DNP	
Boise State	DNP	
Army	DNP	
New Mexico	0-0-0	--
Colorado St.	DNP	
San Diego St.	DNP	
Baylor	DNP	

#### 2021 Game-by-Game

Defense	U-A-T	Other
Lafayette	0-0-0	--
Navy	0-0-0	--
Utah State	0-0-0	--
FAU	0-0-0	--
New Mexico	0-0-0	--
Wyoming	DNP	
Boise State	DNP	
SDSU	DNP	
Army	DNP	
CSU	DNP	
Nevada	DNP	
UNLV	DNP	
Louisville	DNP	

#### Career Highs

UT: ..... 3, Utah State, 2020  
 AT: ..... 3, Utah State, 2020  
 TOT: ..... 6, Utah State, 2020  
 TFL: ..... 1.0, Utah State, 2020

#### Career Statistics

Tackles					
Year	G	U-A-T	TFL	Sacks	INT
2023	0	0-0-0	0.0-0	0.0-0	0-0
2022	2	0-1-1	0.0-0	0.0-0	0-0
2021	5	0-0-0	0.0-0	0.0-0	0-0
2020	5	6-3-9	1.0-2	1.0-2	1-6
<b>Total</b>	<b>12</b>	<b>6-4-10</b>	<b>1.0-2</b>	<b>1.0-2</b>	<b>1-6</b>

### 8 - Bo Richter, OLB

6-2, 250, Sr., Naperville, IL  
(Naperville North)

#### 2023

- Started all four games
- Second on the team in TFL with 3.5 for 25 yards and sacks with 2.0 for 21 yards...10 total tackles
- Fifth in the MW in fumble recoveries (1), seventh in sacks (.50)
- At least one TFL in three games
- Four tackles and a career-best two sacks vs. Sam Houston
- Three tackles, a TFL and FF vs. RMU

#### Career

- Played in 13 games last season, starting five
- Fourth on team in TFLs with 5.5 for 20 yards
- Career highs of seven tackles, 1.5 TFL vs. Navy
- Played in 11 games in 2021, starting two
- Season-high-tying four tackles vs. UNLV in his first-career start...also had a sack for -7 yards
- Did not see any action in 2020

#### 2023 Game-by-Game

Defense	U-A-T	Other
RMU	3-0-3	TFL, FF
Sam Houston	4-0-4	2.0 Sacks
Utah State	2-1-3	TFL, FR
San Jose St.	0-0-0	--

#### 2022 Game-by-Game

Defense	U-A-T	Other
UNI	0-2-2	--
Colorado	1-1-2	TFL, QBH
Wyoming	0-2-2	--
Nevada	1-0-1	TFL
Navy	0-7-7	1.5 TFL
Utah State	2-2-4	1.5 TFL
UNLV	1-0-1	--
Boise State	0-2-2	QBH
Army	1-1-2	TFL
New Mexico	DNP	
Colorado St.	1-0-1	--
San Diego St.	0-2-2	QBH
Baylor	0-0-0	QBH

#### 2021 Game-by-Game

Defense	U-A-T	Other
Lafayette	0-1-1	--
Navy	0-0-0	--
Utah State	1-0-1	--
FAU	0-0-0	--
New Mexico	0-0-0	--
Wyoming	0-0-0	--
Boise State	0-0-0	--
SDSU	0-0-0	--
Army	0-0-0	--
CSU	0-1-1	--
Nevada	3-1-4	INT
UNLV	1-3-4	Sack
Louisville	0-3-3	0.5 Sack

#### Career Highs

UT: ..... 4, Sam Houston, 2023  
 AT: ..... 7, Navy, 2022  
 TOT: ..... 7, Navy, 2022  
 TFL: ..... 2.0, Sam Houston, 2023

#### Career Statistics

Tackles					
Year	G	U-A-T	TFL	Sacks	INT
2023	4	9-1-10	3.5-25	2.0-21	0-0
2022	12	7-19-26	5.5-20	0.0-0	0-0
2021	11	5-8-13	1.5-7	1.5-7	1-6
<b>Total</b>	<b>27</b>	<b>21-28-49</b>	<b>10.5-52</b>	<b>3.5-28</b>	<b>1-6</b>

### #18 - Elijah Sanders, OLB

6-3, 240, Jr., Clayton, NC  
(Clayton)

#### 2023

- Played in three games, one tackle vs. RMU

#### Career

- Played in four games in 2022 three tackles
- Did not see any action in 2021

#### 2023 Game-by-Game

Defense	U-A-T	Other
RMU	0-1-1	--
Sam Houston	0-0-0	--
Utah State	DNP	
San Jose St.	0-0-0	--

#### 2022 Game-by-Game

Defense	U-A-T	Other
UNI	1-1-2	--
Colorado	0-0-0	--
Wyoming	DNP	
Nevada	DNP	
Navy	DNP	
Utah State	DNP	
UNLV	DNP	
Boise State	DNP	
Army	DNP	
New Mexico	0-1-1	--
Colorado St.	DNP	
San Diego St.	DNP	
Baylor	DNP	

#### Career Highs

UT: ..... 1, Northern Iowa, 2022  
 AT: ..... 1, RMU, 2023  
 TOT: ..... 2, Northern Iowa, 2022  
 TFL: ..... None

#### Career Statistics

Tackles					
Year	G	U-A-T	TFL	Sacks	INT
2023	3	0-1-1	0.0-0	0.0-0	0-0
2022	3	1-2-3	0.0-0	0.0-0	0-0
2021	0	0-0-0	0.0-0	0.0-0	0-0
<b>Total</b>	<b>6</b>	<b>1-3-4</b>	<b>0.0-0</b>	<b>0.0-0</b>	<b>0-0</b>

**#35 - Jack Curtis, OLB**

6-5, 245, So., Dallas, TX  
(Highland Park)

**2023**

- Played in one game
- First-career game vs. RMU, one tackle

**Career**

- Did not see any action in 2022

**2023 Game-by-Game**

Defense	U-A-T	Other
RMU	0-1-1	--
Sam Houston	DNP	
Utah State	DNP	
San Jose St.	DNP	

**Career Highs**

UT: ..... None  
AT: ..... 1, RMU, 2023  
TOT: ..... 1, RMU, 2023  
TFL: ..... None

**Career Statistics**

Tackles	Year	G	U-A-T	TFL	Sacks	INT
	2023	1	0-1-1	0.0-0	0.0-0	0-0
	2022	0	0-0-0	0.0-0	0.0-0	0-0
<b>Total</b>	<b>1</b>	<b>0-1-1</b>	<b>0.0-0</b>	<b>0.0-0</b>	<b>0.0-0</b>	<b>0-0</b>

**Inside Linebackers**

**#27 - Julian Williams, ILB**

6-2, 230, Jr., Aurora, CO  
(Cherokee Trail)

**2023**

- Played two games
- First-career tackle at San Jose State

**Career**

- Played in one game in 2022 (Navy)
- Did not see any action in 2021

**2023 Game-by-Game**

Defense	U-A-T	Other
RMU	0-0-0	--
Sam Houston	DNP	
Utah State	DNP	
San Jose St.	1-0-1	--

**2022 Game-by-Game**

Defense	U-A-T	Other
UNI	DNP	
Colorado	DNP	
Wyoming	DNP	
Nevada	DNP	
Navy	0-0-0	--
Utah State	DNP	
UNLV	DNP	
Boise State	DNP	
Army	DNP	
New Mexico	DNP	
Colorado St.	DNP	
San Diego St.	DNP	
Baylor	DNP	

**Career Highs**

UT: ..... 1, San Jose State, 2023  
AT: ..... None  
TOT: ..... 1, San Jose State, 2023  
TFL: ..... None

**Career Statistics**

Tackles	Year	G	U-A-T	TFL	Sacks	INT
	2023	2	1-0-1	0.0-0	0.0-0	0-0
	2022	1	0-0-0	0.0-0	0.0-0	0-0
	2021	0	0-0-0	0.0-0	0.0-0	0-0
<b>Total</b>	<b>3</b>	<b>1-0-1</b>	<b>0.0-0</b>	<b>0.0-0</b>	<b>0.0-0</b>	<b>0-0</b>

**#32 - Osaro Aihie, ILB**

6-1, 225, Jr., San Leandro, CA  
(San Leandro)

**2023**

- Played in three games
- One tackle at San Jose State

**Career**

- Played in 13 games in 2022
- Recorded four total tackles and a PBU
- Did not see any action in 2021

**2023 Game-by-Game**

Defense	U-A-T	Other
RMU	0-0-0	--
Sam Houston	DNP	
Utah State	0-0-0	--
San Jose St.	0-1-1	--

**2022 Game-by-Game**

Defense	U-A-T	Other
UNI	1-0-1	--
Colorado	0-1-1	--
Wyoming	0-0-0	--
Nevada	0-0-0	--
Navy	0-0-0	--
Utah State	0-0-0	--
UNLV	0-2-2	--
Boise State	0-0-0	--
Army	0-0-0	--
New Mexico	0-0-0	--
Colorado St.	0-0-0	--
San Diego St.	0-0-0	--
Baylor	0-0-0	--

**Career Highs**

UT: ..... 1, Northern Iowa, 2022  
AT: ..... 2, UNLV, 2022  
TOT: ..... 2, UNLV, 2022  
TFL: ..... None

**Career Statistics**

Tackles	Year	G	U-A-T	TFL	Sacks	INT
	2023	3	0-1-1	0.0-0	0.0-0	0-0
	2022	13	1-3-4	0.0-0	0.0-0	0-0
	2021	0	0-0-0	0.0-0	0.0-0	0-0
<b>Total</b>	<b>16</b>	<b>1-4-5</b>	<b>0.0-0</b>	<b>0.0-0</b>	<b>0.0-0</b>	<b>0-0</b>

**#40 - Alec Mock, ILB**

6-3, 240, Sr., Weddington, NC  
(Weddington)

**2023**

- Started all four games
- Leads the team in tackles with 31 and unassisted stops with 20
- Ranks second in MW and ninth nationally in forced fumbles (.50), seventh in sacks (.50) and ninth in tackles (7.8)
- Six tackles and a FF at San Jose State
- Matched season-high with 11 tackles vs. Utah State, including a career-best eight solo stops and 2.0 sacks...also had a forced fumble, PBU and QB hurry
- Season-best-tying 11 tackles at Sam Houston, most tackles by a Falcon this season... earned MW Defensive Player of the Week honors

**Career**

- Leads all active players in career tackles with 162
- Started 11 games in 2022, missing two due to injury
- Third on the team in tackles with 65, also had 5.0 TFL for 19 yards and a sack for eight yards....second on the team with six QB hurries
- Career highs of 13 tackles and 1.5 TFL vs. Navy...also had a QB hurry
- Played in 11 games in 2021, starting nine
- Fifth on the team in tackles with 53...also had 1.5 TFL, a sack and a forced fumble
- Season-high 11 tackles and a TFL at Boise State...had a tackle on fourth-and-goal to prevent a score...11 stops tied as the most by a Falcon in 2021
- Played in three games in 2020, starting two
- Four tackles at San Jose State in his first-career start

**2023 Game-by-Game**

Defense	U-A-T	Other
RMU	2-1-3	--
Sam Houston	6-5-11	TFL
Utah State	8-3-11	2.0 TFL, FF, BPU, QBH
San Jose St.	4-2-6	FF

**2022 Game-by-Game**

Defense	U-A-T	Other
UNI	1-2-3	TFL
Colorado	1-4-5	FR, QBH
Wyoming	4-2-6	TFL, QBH
Nevada	5-3-8	0.5 TFL, QBH
Navy	2-11-13	1.5 TFL, QBH
Utah State	1-4-5	--
UNLV	DNP	
Boise State	DNP	
Army	2-3-5	PBU
New Mexico	2-1-3	Sack, PBU
Colorado St.	2-5-7	--
San Diego St.	1-4-5	--
Baylor	2-3-5	PBU

**2021 Game-by-Game**

Defense	U-A-T	Other
Lafayette	2-2-4	--
Navy	DNP	
Utah State	0-2-2	--
FAU	4-3-7	--
New Mexico	3-0-3	FF
Wyoming	1-3-4	0.5 TFL
Boise State	7-4-11	Sack
SDSU	3-1-4	--

Army	DNP	
CSU	1-2-3	--
Nevada	4-0-4	--
UNLV	3-2-5	FR
Louisville	4-2-6	--

**Career Highs**

UT:..... 8, Utah State, 2023  
 AT:..... 11, Navy, 2022  
 TOT:..... 13, Navy, 2022  
 TFL:..... 2.0, Utah State, 2023

**Career Statistics**

**Tackles**

Year	G	U-A-T	TFL	Sacks
2023	4	20-11-31	3.0-19	2.0-14
2022	11	24-41-65	5.0-19	1.0-8
2021	11	32-21-53	1.5-1	1.0-1
2020	3	3-10-13	1.0-7	1.0-7
<b>Total</b>	<b>29</b>	<b>79-83-162</b>	<b>10.5-46</b>	<b>5.0-30</b>

**#44 - Johnathan Youngblood, ILB**

5-11, 225, Sr., Atlanta, GA  
 (E.L. Christian Academy)

**2023**

- Started all four games
- Third on the team in tackles with 20
- Tied for team lead with one INT (Utah State)
- Led the team with seven tackles vs. RMU... had a QBH

**Career**

- Played in 13 games in 2022, starting three
- Career high eight tackles vs. Boise State
- Played in 13 games in 2021, two starts
- Season-high four tackles vs. Utah State
- Played in five games in 2020, starting three
- Season-high eight tackles and 1.0 TFL vs. New Mexico in 2020

**2023 Game-by-Game**

Defense	U-A-T	Other
RMU	3-4-7	QBH
Sam Houston	3-1-4	--
Utah State	3-0-3	INT
San Jose St.	2-4-6	--

**2022 Game-by-Game**

Defense	U-A-T	Other
UNI	1-0-1	--
Colorado	1-0-1	--
Wyoming	0-0-0	--
Nevada	0-0-0	--
Navy	0-0-0	--
Utah State	0-4-4	--
UNLV	2-4-6	FF
Boise State	2-6-8	--
Army	1-1-2	--
New Mexico	1-0-1	--
Colorado St.	0-0-0	--
San Diego St.	0-0-0	--
Baylor	4-1-5	--

**2021 Game-by-Game**

Defense	U-A-T	Other
Lafayette	1-0-1	--
Navy	0-1-1	--
Utah State	2-2-4	--
FAU	0-0-0	QB Hurry
New Mexico	1-0-1	--
Wyoming	0-0-0	--

Boise State	3-0-3	--
SDSU	2-0-2	--
Army	1-0-1	Sack (-6)
CSU	0-1-1	--
Nevada	0-0-0	--
UNLV	0-0-0	--
Louisville	0-0-0	--

**Career Highs**

UT:..... 3, Utah State, 2023  
 AT:..... 6, Boise State, 2022  
 TOT:..... 8, Boise State, 2022  
 TFL:..... 1.0, Army, 2021

**Career Statistics**

**Tackles**

Year	G	U-A-T	TFL	Sacks	INT
2023	4	13-7-20	0.0-0	0-0	1-8
2022	13	12-16-28	0.0-0	0.0-0	0-0
2021	13	10-5-15	1.0-6	1.0-6	0-0
2020	5	11-11-22	1.5-5	0.0-0	0-0
<b>Total</b>	<b>35</b>	<b>44-42-86</b>	<b>2.5-11</b>	<b>1.0-6</b>	<b>1-8</b>

**#50 - Grant Uyl, ILB**

5-11, 225, Jr., Grand Rapids, MI  
 (DeWitt)

**2023**

- Played in two games
- First-career game vs. RMU, no statistics

**Career**

- Did not see any action in 2022
- Did not see any action in 2021

**2023 Game-by-Game**

Defense	U-A-T	Other
RMU	0-0-0	--
Sam Houston	DNP	
Utah State	DNP	
San Jose St.	0-0-0	--

**Career Highs**

UT:..... None  
 AT:..... None  
 TOT:..... None  
 TFL:..... None

**Career Statistics**

**Tackles**

Year	G	U-A-T	TFL	Sacks	INT
2023	2	0-0-0	0.0-0	0.0-0	0-0
2022	0	0-0-0	0.0-0	0.0-0	0-0
2021	0	0-0-0	0.0-0	0.0-0	0-0
<b>Total</b>	<b>2</b>	<b>0-0-0</b>	<b>0.0-0</b>	<b>0.0-0</b>	<b>0-0</b>

**Defensive Line**

**#13 - PJ Ramsey, DE**

6-3, 260, Sr., Phenix City, AL  
 (Central)

**2023**

- Started all four games
- Leads team with 6.0 TFL for 31 yards and 3.5 sacks for 21 yards
- Second in the MW and 18th nationally in tackles for loss (1.5) and sacks (.88)
- At least one sack in three games
- Three tackles and a career-best-tying 2.5 TFL, including 1.5 sacks, vs. Utah State
- Two tackles, sack and PBU at Sam Houston
- First-career start vs. RMU...career highs of five tackles and 2.5 tackles for loss for 12 yards

**Career**

- Played in 11 games in 2022
- Career-high three tackles and first-career TFL (-9) vs. Nevada
- Played in one game in 2021, seeing action in the bowl game vs. Louisville
- Played in two games in 2020, seeing action vs. Boise State and Utah State

**2023 Game-by-Game**

Defense	U-A-T	Other
RMU	3-2-5	2.5 TFL, Sack
Sam Houston	1-1-2	Sack, PBU
Utah State	2-1-3	2.5 TFL, 1.5 Sacks
San Jose St.	0-0-0	QBH

**2022 Game-by-Game**

Defense	U-A-T	Other
UNI	0-1-1	--
Colorado	0-0-0	--
Wyoming	DNP	
Nevada	1-2-3	TFL
Navy	DNP	
Utah State	0-2-2	--
UNLV	1-0-1	Sack
Boise State	1-0-1	--
Army	1-0-1	--
New Mexico	1-1-2	0.5 TFL
Colorado St.	0-0-0	--
San Diego St.	1-1-2	Sack
Baylor	0-0-0	--

**2021 Game-by-Game**

Defense	U-A-T	Other
Lafayette	DNP	
Navy	DNP	
Utah State	DNP	
FAU	DNP	
New Mexico	DNP	
Wyoming	DNP	
Boise State	DNP	
SDSU	DNP	
Army	DNP	
CSU	DNP	
Nevada	DNP	
UNLV	DNP	
Louisville	0-0-0	--

**Career Highs**

UT:..... 3, RMU, 2023  
 AT:..... 2, RMU, 2023  
 TOT:..... 5, RMU, 2023  
 TFL:..... 2.5, Utah State, 2023

**Career Statistics**

**Tackles**

Year	G	U-A-T	TFL	Sacks
2023	4	6-4-10	6.0-31	3.5-21
2022	11	6-7-13	3.5-22	2.0-12
2021	1	0-0-0	0.0-0	0.0-0
2020	2	0-1-1	0.0-0	0.0-0
<b>Total</b>	<b>18</b>	<b>12-12-24</b>	<b>9.5-53</b>	<b>5.5-33</b>

**#48 - Jayden Thiergood, DL**

6-3, 250, Sr., Chicago, IL  
(Marian Central Catholic)

**2023**

- Played in one game, seeing first action vs. San Jose State
- Missed the first three games due to injury

**Career**

- Played in 10 games in 2022, missing three due to injury
- Recorded a TFL in eight of 10 games
- Matched his season high with four tackles, plus a TFL and QBH vs. Boise State
- Played in nine games in 2021, starting the last four
- Played in three games in 2020, one start (Utah State)...had two total tackles and a QB hurry

**2023 Game-by-Game**

Defense	U-A-T	Other
RMU	DNP	
Sam Houston	DNP	
Utah State	DNP	
San Jose St.	0-0-0	--

**2022 Game-by-Game**

Defense	U-A-T	Other
UNI	1-0-1	TFL
Colorado	DNP	
Wyoming	DNP	
Nevada	DNP	
Navy	3-1-4	TFL
Utah State	1-2-3	--
UNLV	0-1-1	TFL
Boise State	2-2-4	TFL, QBH
Army	2-0-2	--
New Mexico	2-1-3	0.5 sacks
Colorado St.	1-0-1	Sack, 2 QBH
San Diego St.	1-0-1	Sack, QBH, PBU
Baylor	2-0-2	TFL, QBH

**2021 Game-by-Game**

Defense	U-A-T	Other
Lafayette	DNP	
Navy	DNP	
Utah State	DNP	
FAU	0-0-0	--
New Mexico	2-0-2	--
Wyoming	DNP	
Boise State	0-0-0	--
SDSU	0-0-0	--
Army	0-0-0	--
CSU	0-3-3	--
Nevada	2-0-2	Sack, 2.0 TFL
UNLV	1-0-1	Sack
Louisville	0-2-2	QB Hurry

**Career Highs**

UT: ..... 3, Navy, 2022  
AT: ..... 3, Colorado State, 2021  
TOT: ..... 4, Boise State, 2022  
TFL: ..... 2.0, Nevada, 2021

**Career Statistics**

Year	G	U-A-T	TFL	Sacks
2023	1	0-0-0	0.0-0	0.0-0
2022	10	15-7-22	7.0-23	1.5-5
2021	9	5-5-10	3.0-12	1.0-8
2020	3	2-0-2	0.0-0	0.0-0
<b>Total</b>	<b>23</b>	<b>22-12-34</b>	<b>10.0-35</b>	<b>2.5-13</b>

**#55 - Kupon Blake, NG**

6-2, 270, Sr., Kalihi, HI  
(Kamehameha)

**2023**

- Started all four games
- First-career start vs. RMU...one tackle

**Career**

- Played in three games in 2022, seeing action against NIU, Nevada and New Mexico
- Did not see any action in 2021
- Played in four games in 2020

**2023 Game-by-Game**

Defense	U-A-T	Other
RMU	0-1-1	--
Sam Houston	0-0-0	--
Utah State	0-1-1	--
San Jose St.	0-0-0	--

**2022 Game-by-Game**

Defense	U-A-T	Other
UNI	0-0-0	--
Colorado	DNP	
Wyoming	DNP	
Nevada	0-0-0	--
Navy	DNP	
Utah State	DNP	
UNLV	DNP	
Boise State	DNP	
Army	DNP	
New Mexico	0-0-0	--
Colorado St.	DNP	
San Diego St.	DNP	
Baylor	DNP	

**Career Highs**

UT: ..... 1, Navy, 2020  
AT: ..... 1, RMU, 2023  
TOT: ..... 1, RMU, 2023  
TFL: ..... 1.0, Navy, 2020

**Career Statistics**

Year	G	U-A-T	TFL	Sacks	INT
2023	4	0-2-2	0.0-0	0.0-0	0-0
2022	3	0-0-0	0.0-0	0.0-0	0-0
2021	0	0-0-0	0.0-0	0.0-0	0-0
2020	4	1-1-2	1.0-1	0.0-0	0-0
<b>Total</b>	<b>11</b>	<b>1-3-4</b>	<b>1.0-1</b>	<b>0.0-0</b>	<b>0-0</b>

**#56 - Cole Palmer, OLB**

6-4, 235, Jr., Colorado Springs, CO  
(TCA)

**2023**

- First-career game vs. RMU, no statistics

**Career**

- Did not see any action in 2022
- Did not see any action in 2021

**2023 Game-by-Game**

Defense	U-A-T	Other
RMU	0-0-0	--
Sam Houston	DNP	
Utah State	DNP	
San Jose St.	DNP	

**Career Highs**

UT: ..... None  
AT: ..... None  
TOT: ..... None  
TFL: ..... None

**Career Statistics**

Year	G	U-A-T	TFL	Sacks	INT
2023	1	0-0-0	0.0-0	0.0-0	0-0
2022	0	0-0-0	0.0-0	0.0-0	0-0
2021	0	0-0-0	0.0-0	0.0-0	0-0
<b>Total</b>	<b>1</b>	<b>0-0-0</b>	<b>0.0-0</b>	<b>0.0-0</b>	<b>0-0</b>

**#62 - James Tomasi, NG**

6-0, 310, Jr., Provo, UT  
(Provo)

**2023**

- Played in four games, three starts
- One tackle at San Jose State
- First-career start vs. RMU...two tackles and a sack for seven yards

**Career**

- Played in three games in 2022
- Career high two tackles at UNLV
- Did not see any action in 2021

**2023 Game-by-Game**

Defense	U-A-T	Other
RMU	2-0-2	Sack
Sam Houston	0-0-0	--
Utah State	0-1-1	--
San Jose St.	0-1-1	--

**2022 Game-by-Game**

Defense	U-A-T	Other
UNI	0-0-0	--
Colorado	0-1-1	--
Wyoming	DNP	
Nevada	DNP	
Navy	DNP	
Utah State	DNP	
UNLV	0-2-2	--
Boise State	DNP	
Army	DNP	
New Mexico	DNP	
Colorado St.	DNP	
San Diego St.	DNP	
Baylor	DNP	



**Career Highs**

UT:..... 2, RMU, 2023  
 AT: ..... 2, UNLV, 2022  
 TOT: ..... 2, RMU, 2023  
 TFL: ..... 1.0, RMU, 2023

**Career Statistics**

**Tackles**

Year	G	U-A-T	TFL	Sacks	INT
2023	3	2-2-4	1.0-7	1.0-7	0-0
2022	3	0-3-3	0.0-0	0.0-0	0-0
2021	0	0-0-0	0.0-0	0.0-0	0-0
<b>Total</b>	<b>7</b>	<b>2-5-7</b>	<b>1.0-7</b>	<b>1.0-7</b>	<b>0-0</b>

**#87 - Caden Blum, DE**

6-5, 265, Jr., Baraboo, WI  
 (Baraboo)

**2023**

- Played in three games
- QBH vs. RMU

**Career**

- Played in five games in 2022
- Moved from tight end to defensive end
- Played in 12 games in 2021, mostly on special teams and as a backup tight end
- Played in two games in 2020, seeing action vs. New Mexico and Utah State

**2023 Game-by-Game**

Defense	U-A-T	Other
RMU	0-0-0	QBH
Sam Houston	DNP	
Utah State	0-0-0	--
San Jose St.	0-0-0	--

**2022 Game-by-Game**

Defense	U-A-T	Other
UNI	0-0-0	--
Colorado	DNP	
Wyoming	DNP	
Nevada	0-0-0	--
Navy	DNP	
Utah State	DNP	
UNLV	0-0-0	--
Boise State	0-0-0	--
Army	DN-P	
New Mexico	0-0-0	--
Colorado St.	DNP	
San Diego St.	DNP	

**Career Highs**

UT:..... None  
 AT: ..... None  
 TOT: ..... None  
 TFL: ..... None

**Career Statistics**

**Tackles**

Year	G	U-A-T	TFL	Sacks
2023	3	0-0-0	0.0-0	0.0-0
2022	4	0-0-0	0.0-0	0.0-0
2021	12	0-0-0	0.0-0	0.0-0
2020	2	0-0-0	0.0-0	0.0-0
<b>Total</b>	<b>21</b>	<b>0-0-0</b>	<b>0.0-0</b>	<b>0.0-0</b>

**#93 - Andrew BoisD'Enghien, DE**

6-3, 2809, Sr., Pleasanton, CA  
 (Braden River)

**2023**

- Played in one game, first-career tackle vs. RMU

**Career**

- Played in one game in 2022 (UNLV)
- Did not see any action in 2021
- Did not see any action in 2020

**2023 Game-by-Game**

Defense	U-A-T	Other
RMU	1-0-1	--
Sam Houston	DNP	
Utah State	DNP	
San Jose St.	DNP	

**2022 Game-by-Game**

Defense	U-A-T	Other
UNI	DNP	
Colorado	DNP	
Wyoming	DNP	
Nevada	DNP	
Navy	DNP	
Utah State	DNP	
UNLV	0-0-0	--
Boise State	DNP	
Army	DNP	
New Mexico	DNP	
Colorado St.	DNP	
San Diego St.	DNP	
Baylor	DNP	

**Career Highs**

UT:..... 1, RMU, 2023  
 AT: ..... None  
 TOT: ..... 1, RMU, 2023  
 TFL: ..... None

**Career Statistics**

**Tackles**

Year	G	U-A-T	TFL	Sacks	INT
2023	1	1-0-1	0.0-0	0.0-0	0-0
2022	1	0-0-0	0.0-0	0.0-0	0-0
2021	0	0-0-0	0.0-0	0.0-0	0-0
2020	0	0-0-0	0.0-0	0.0-0	0-0
<b>Total</b>	<b>2</b>	<b>1-0-1</b>	<b>0.0-0</b>	<b>0.0-0</b>	<b>0-0</b>

**#95 - Daniel Grobe, DT**

6-7, 270, So., Tomball, TX  
 (Tomball Memorial)

**2023**

- Played in two games
- First-career tackle vs. Utah State

**Career**

- Did not see any action in 2022

**2023 Game-by-Game**

Defense	U-A-T	Other
RMU	0-0-0	--
Sam Houston	DNP	
Utah State	0-1-1	--
San Jose St.	DNP	

**Career Highs**

UT:..... None  
 AT: ..... 1, Utah State, 2023  
 TOT: ..... 1, Utah State, 2023  
 TFL: ..... None

**Career Statistics**

**Tackles**

Year	G	U-A-T	TFL	Sacks
2023	2	0-1-1	0.0-0	0.0-0
2022	0	0-0-0	0.0-0	0.0-0
<b>Total</b>	<b>2</b>	<b>0-1-1</b>	<b>0.0-0</b>	<b>0.0-0</b>

**#96 - Payton Zdroik, NG**

6-0, 265, So., Brentwood, CA (Liberty)

**2023**

- Played in two games, one start
- Missed two games due to injury (RMU, SJSU)
- Career-high six tackles and a sack vs. Sam Houston
- Preseason all-MW
- Group of 5 preseason All-American by HERO

**Career**

- Played in 13 games in 2022, starting 10
- Second on the team in TFL with 10.0 for 47 yards and sacks with 5.5 for 37 yards
- Led all DL with 30 total tackles
- Seven straight games with a TFL
- Career highs of four tackles and 2.0 TFL vs. Baylor in the bowl game
- Did not see any action in 2021

**2023 Game-by-Game**

Defense	U-A-T	Other
RMU	DNP	
Sam Houston	5-1-6	Sack
Utah State	0-0-0	--
San Jose St.	DNP	

**2022 Game-by-Game**

Defense	U-A-T	Other
UNI	1-1-2	--
Colorado	2-0-2	Sack
Wyoming	1-2-3	--
Nevada	0-1-1	--
Navy	0-0-0	QBH
Utah State	0-1-1	--
UNLV	2-0-2	TFL
Boise State	2-1-3	TFL
Army	3-2-5	TFL
New Mexico	1-1-2	Sack
Colorado St.	2-1-3	2.0 Sacks
San Diego St.	1-1-2	1.5 TFL, FF, QBH
Baylor	3-1-4	Sack, TFL

**Career Highs**

UT:..... 5, Sam Houston, 2023  
 AT: ..... 2, Wyoming, 2022  
 TOT: ..... 6, Sam Houston, 2023  
 TFL: ..... 2.0, Baylor, 2022

**Career Statistics**

**Tackles**

Year	G	U-A-T	TFL	Sacks
2023	2	5-1-6	1.0-8	1.0-9
2022	13	18-12-30	10.0-47	5.5-37
<b>Total</b>	<b>15</b>	<b>23-13-36</b>	<b>11.0-55</b>	<b>6.5-46</b>

**#99 - Aidan Swartz, DT**

6-4, 270, So., Sylvania, OH  
(Sylvania Northview)

**2023**

- Played in four games
- One tackle and a QBH at San Jose State... tackle was first of his career
- First-career game vs. RMU

**Career**

- Did not see any action in 2022

**2023 Game-by-Game**

Defense	U-A-T	Other
RMU	0-0-0	--
Sam Houston	0-0-0	--
Utah State	0-0-0	--
San Jose St.	1-0-1	QBH

**Career Highs**

UT: ..... 1, San Jose State, 2023

AT: ..... None

TOT: ..... 1, San Jose State, 2023

TFL: ..... None

**Career Statistics**

**Tackles**

Year	G	U-A-T	TFL	Sacks
2023	4	1-0-1	0.0-0	0.0-0
2022	0	0-0-0	0.0-0	0.0-0
<b>Total</b>	<b>4</b>	<b>1-0-1</b>	<b>0.0-0</b>	<b>0.0-0</b>

**43 - Matthew Dapore, PK**

6-0, 190, Jr., Springboro, OH (Springboro)

**2023**

- Started three games, missed San Jose State game due to illness
- Hit all three FGs and 10 PATs this season
- Season-long 49-yard FG vs. Utah State
- Tied his career-high with two field goals at Sam Houston, both from 42 yards...also had a PAT, scoring seven of the team's 13 points... Named MW Special Teams Player of the Week...first Falcon to earn the award since Luke Strebelt in 2017
- Kicked five PATs and had five kickoffs with three touchbacks vs. RMU
- Lou Groza National Placekicker Watch List

**Career**

- Hit 27-34 FGs in his career...794 career FG percentage is sixth best in AF history
- Honorable mention all-MW in 2022
- Semifinalist for the Lou Groza National Placekicker Award, given annually to the top kicker in the nation
- Ranked fifth in the MW in field goals (1.23), seventh in FG percentage (.762) and seventh in scoring (6.5)
- Played 10 games in 2021, starting nine
- Hit 31-32 PATs and 8-10 FGs for 55 points
- Ranked fourth in the MW in FG pct (.800)

**2023 Game-by-Game**

Kicking	PATs	FGs/(G)NG	KOs-TBs
RMU	5-5	--	5-3
Sam Houston	1-1	(42), (42)	0-0
Utah State	4-4	(49)	0-0
San Jose St.	DNP		

**2022 Game-by-Game**

Kicking	PATs	FGs/(G)NG	KOs-TBs
UNI	5-5	(30), (33)	7-3
Colorado	2-2	(54), (47)	5-4
Wyoming	0-1	53	0-0
Nevada	2-2	(41), (51)	6-3
Navy	2-2	(23), (22)	4-3
Utah State	3-3	(40), (51)	5-2
UNLV	5-5	--	6-0
Boise State	2-2	--	2-2
Army	1-1	(35),49,(26)	4-0
New Mexico	4-4	--	5-5
Colorado St.	3-3	(44), 53	4-0
San Diego St.	1-1	57, (30), 44, (32)	4-0
Baylor	3-3	37	6-0

**2021 Game-by-Game**

Kicking	PATs	FGs/(G)NG	KOs-TBs
Lafayette	3-4		6-3
Navy	3-3	35	4-1
Utah State	6-6	(22)	8-4
FAU	DNP		
New Mexico	DNP		
Wyoming	DNP		
Boise State	0-0	(28)	0-0
SDSU	2-2		0-0
Army	0-0	(39), (30)	2-0
CSU	5-5	37	0-0
Nevada	4-4	(49)	0-0
UNLV	4-4	(37), (38)	0-0
Louisville	4-4	(26)	3-0

**Career Statistics**

Kicking	Year	G	FGs	Long	PATs	Points
	2023	3	3-3	49	10-10	19
	2022	13	16-21	54	37-38	85
	2021	10	8-10	49	31-32	55
	<b>Total</b>	<b>26</b>	<b>27-34</b>	<b>--</b>	<b>78-80</b>	<b>159</b>

**#95 - Carson Bay, P**

5-11, 160, Jr., Tampa, FL (Robinson)

**2023**

- Holder on FGs, PATs, no punts this season

**Career**

- Started all 13 games in 2022
- Averaged 37.6 yards per punt...long of 59
- Played in seven games in 2021, starting the last six
- Team-best 40.9 average on 16 punts

**2023 Game-by-Game**

Punting	#-Avg	Long	I20
RMU	0-0	--	0
Sam Houston	0-0	--	0
Utah State	0-0	--	0
San Jose St.	0-0	--	0

**Career Highs**

**Punts:** ..... 5, Wyoming, 2022  
**Avg:** ..... 46.0, Army, 2021  
**Long:**..... 53, Wyoming, 2022

**Career Statistics**

Punting	Year	G	#	Avg.	I20	50+	TB	Long
	2023	3	0	0.0	0	0	0	--
	2022	13	31	37.6	12	2	3	59 (Navy)
	2021	8	16	40.9	5	0	1	49 (Army)
	<b>Total</b>	<b>24</b>	<b>47</b>	<b>38.8</b>	<b>17</b>	<b>2</b>	<b>4</b>	

**96 - Reagan Tubbs, PK**

5-10, 175, So., Flower Mound, TX (Flower Mound)

**2023**

- Played in four games, one start
- First-career start at San Jose State, hit first-career FG (30 yards) and made six PATs
- Has 18 kickoffs with eight touchbacks
- Career-best four TBs (six KO) vs. Utah State

**Career**

- Played in one game in 2022
- One kickoff vs. Colorado

**2023 Game-by-Game**

Kicking	PATs	FGs/(G)NG	KOs-TBs
RMU	1-1	--	1-1
Sam Houston	0-0	--	4-1
Utah State	0-0	--	6-4
San Jose St.	6-6	(30)	7-2

**Career Statistics**

Kicking	Year	G	FGs	Long	PATs	Points
	2023	4	1-1	30	7-7	10
	2022	1	0-0	--	0-0	0
	<b>Total</b>	<b>5</b>	<b>1-1</b>	<b>--</b>	<b>7-7</b>	<b>10</b>

**#97 - Luke Freer, P**

6-4, 220, Fr., Fairhope, AL (Fairhope)

**2023**

- Played in four games
- Leads the team in punting with 41.4 average
- Career-long 52-yarder vs. Sam Houston

**Career**

- Played in one game in 2022 (Boise State), punted twice for a 47.5 average with punts of 47 and 48 yards

**2023 Game-by-Game**

Punting	#-Avg	Long	I20
RMU	0-0	--	0
Sam Houston	4-43.8	52	2
Utah State	3-40.3	41	0
San Jose St.	1-35.0	35	0

**Career Highs**

**Punts:** ..... 4, Sam Houston, 2023  
**Avg:** ..... 47.5, Boise State, 2022  
**Long:**..... 52, Sam Houston, 2023

**Career Statistics**

Punting	Year	G	#	Avg.	I20	50+	TB	Long
	2023	4	8	42.3	2	1	0	52 (SH)
	2022	1	2	47.5	1	0	0	48 (BSU)
	<b>Total</b>	<b>5</b>	<b>10</b>	<b>42.6</b>	<b>3</b>	<b>1</b>	<b>0</b>	



**2023-24 Air Force Football  
Game Results  
All games**

**Team Results**

	<b>Date</b>	<b>Opponent</b>		<b>Score</b>	<b>Overall</b>	<b>Conf</b>	<b>Time</b>	<b>Attend</b>
	09/02/2023	Robert Morris	W	42-7	1-0	0-0	2:51	30145
	09/09/2023	vs Sam Houston	W	13-3	2-0	0-0	2:41	25121
*	09/15/2023	Utah St.	W	39-21	3-0	1-0	3:05	18400
*	09/22/2023	at San Jose St.	W	45-20	4-0	2-0	3:05	16124



2023-24 Air Force Football  
Overall Team Statistics  
All games

Team Statistics

	USAFA	OPP
<b>Scoring</b>	<b>139</b>	<b>51</b>
Points per game	34.8	12.8
Points Off Turnovers	28	3
<b>First Downs</b>	<b>91</b>	<b>53</b>
Rushing	79	22
Passing	8	26
Penalty	4	5
<b>Rushing Yardage</b>	<b>1362</b>	<b>248</b>
Yards gained rushing	1415	367
Yards lost rushing	53	119
Rushing attempts	252	99
Average per rush	5.4	2.5
Average per game	340.5	62.0
TDs Rushing	17	3
<b>Passing Yardage</b>	<b>221</b>	<b>644</b>
Comp-Att-Int	8-12-0	70-108-2
Average per pass	18.4	6.0
Average per catch	27.6	9.2
Average per game	55.3	161.0
TDs Passing	1	4
<b>Total offense</b>	<b>1583</b>	<b>892</b>
Total plays	264	207
Average per play	6.0	4.3
Average per game	395.8	223.0
<b>Kick returns: #-Yards</b>	<b>2-35</b>	<b>13-244</b>
<b>Punt returns: #-Yards</b>	<b>2--1</b>	<b>2-12</b>
<b>Int returns: #-Yards</b>	<b>2-59</b>	<b>0-0</b>
<b>Kick return average</b>	<b>17.5</b>	<b>18.8</b>
<b>Punt return average</b>	<b>-0.5</b>	<b>6.0</b>
<b>Int return average</b>	<b>29.5</b>	<b>0.0</b>
<b>Fumbles-Lost</b>	<b>6-2</b>	<b>6-3</b>
<b>Penalties-Yards</b>	<b>14-133</b>	<b>22-151</b>
Average per game	33.3	37.8
<b>Punts-Yards</b>	<b>8-331</b>	<b>19-804</b>
Average per punt	41.4	42.3
Net punt average	39.9	41.3
<b>Kickoffs-Yards</b>	<b>25-1530</b>	<b>11-660</b>
Average per kick	61.2	60.0
Net kick average	40.4	39.5
<b>Time of possession / game</b>	<b>36:38</b>	<b>23:21</b>
<b>3rd-down conversion</b>	<b>30/51</b>	<b>12/42</b>
3rd-down pct	59%	29%
<b>4rd-down conversion</b>	<b>5/8</b>	<b>3/7</b>



2023-24 Air Force Football  
Overall Team Statistics  
All games

	<b>USAFA</b>	<b>OPP</b>
4rd-down pct	63%	43%
<b>Sacks by-Yards</b>	<b>11-81</b>	<b>3-18</b>
<b>Misc Yards</b>	<b>0</b>	<b>0</b>
<b>Touchdowns scored</b>	<b>18</b>	<b>7</b>
<b>Field goals - attempts</b>	<b>4-4</b>	<b>1-1</b>
<b>On-Side kicks</b>	<b>0-0</b>	<b>0-1</b>
<b>Red-zone scores</b>	<b>(14-16) 88%</b>	<b>(6-8) 75%</b>
<b>Red-zone touchdowns</b>	<b>(13-16) 81%</b>	<b>(6-8) 75%</b>
<b>PAT-attempts</b>	<b>(17-17) 100%</b>	<b>(6-7) 86%</b>
<b>2-point conversion-attempts</b>	<b>(1-1) 100%</b>	<b>(0-0) 0%</b>
<b>Attendance</b>	<b>48545</b>	<b>16124</b>
Games / Avg per game	2/24273	1/16124
Neutral site games	-	1/25121

**Score by Periods**

<b>Team</b>	<b>1st</b>	<b>2nd</b>	<b>3rd</b>	<b>4th</b>	<b>OT</b>	<b>TOT</b>
Air Force	39	41	21	38	0	139
Opponents	6	21	10	14	0	51



2023-24 Air Force Football  
Individual Statistics  
All games

### Rushing

Player	gp	att	gain	loss	net	avg	td	lg	avg/g
Emmanuel Michel	4	73	324	2	322	4.4	6	22	80.5
Zac Larrier	4	54	288	29	259	4.8	3	26	64.8
John Lee Eldridge III	4	27	260	6	254	9.4	3	65	63.5
Owen Burk	3	39	223	1	222	5.7	2	27	74.0
Dylan Carson	4	20	129	0	129	6.5	0	29	32.3
Aiden Calvert	4	10	90	3	87	8.7	0	18	21.8
Jensen Jones	3	5	35	0	35	7.0	1	12	11.7
Jet Harris	4	4	12	0	12	3.0	1	4	3.0
John Busha	1	3	12	0	12	4.0	0	6	12.0
Kaden Cloud	1	2	11	0	11	5.5	0	11	11.0
Ben Brittain	1	1	7	0	7	7.0	0	7	7.0
Darius Stone	1	1	6	0	6	6.0	0	6	6.0
Cannon Turner	1	3	5	0	5	1.7	0	3	5.0
Dane Kinamon	3	1	4	0	4	4.0	0	4	1.3
Jalen Johnson	3	1	3	0	3	3.0	0	3	1.0
Cade Harris	4	1	3	0	3	3.0	1	3	0.8
Kade Frew	1	1	3	0	3	3.0	0	3	3.0
Team	4	6	0	12	-12	-2.0	0	0	-3.0
<b>Total</b>	<b>4</b>	<b>252</b>	<b>1415</b>	<b>53</b>	<b>1362</b>	<b>5.4</b>	<b>17</b>	<b>65</b>	<b>340.5</b>
<b>Opponents</b>	<b>4</b>	<b>99</b>	<b>367</b>	<b>119</b>	<b>248</b>	<b>2.5</b>	<b>3</b>	<b>33</b>	<b>62.0</b>

### Passing

Player	gp	effic	comp-att-int	pct	yds	td	lg	avg/g
Zac Larrier	4	248.9	8-12-0	66.7	221	1	84	55.3
<b>Total</b>	<b>4</b>	<b>248.9</b>	<b>8-12-0</b>	<b>66.7</b>	<b>221</b>	<b>1</b>	<b>84</b>	<b>55.3</b>
<b>Opponents</b>	<b>4</b>	<b>123.4</b>	<b>70-108-2</b>	<b>64.8</b>	<b>644</b>	<b>4</b>	<b>33</b>	<b>161.0</b>

### Receiving

Player	gp	no.	yds	avg	td	lg	avg/g
Jared Roznos	4	4	166	41.5	1	84	41.5
Dane Kinamon	3	2	13	6.5	0	7	4.3
John Lee Eldridge III	4	1	14	14.0	0	14	3.5
Brandon Engel	2	1	28	28.0	0	28	14.0
<b>Total</b>	<b>4</b>	<b>8</b>	<b>221</b>	<b>27.6</b>	<b>1</b>	<b>84</b>	<b>55.3</b>
<b>Opponents</b>	<b>4</b>	<b>70</b>	<b>644</b>	<b>9.2</b>	<b>4</b>	<b>33</b>	<b>161.0</b>

### Punt Returns

Player	no.	yds	avg	td	lg
Cade Harris	2	-1	-0.5	0	2
<b>Total</b>	<b>2</b>	<b>-1</b>	<b>-0.5</b>	<b>0</b>	<b>2</b>
<b>Opponents</b>	<b>2</b>	<b>12</b>	<b>6.0</b>	<b>0</b>	<b>11</b>

### Interceptions

Player	no.	yds	avg	td	lg
Johnathan Youngblood	1	8	8.0	0	8
Trey Taylor	1	51	51.0	0	51
<b>Total</b>	<b>2</b>	<b>59</b>	<b>29.5</b>	<b>0</b>	<b>51</b>
<b>Opponents</b>	<b>0</b>	<b>0</b>	<b>0.0</b>	<b>0</b>	<b>0</b>

### Kick Returns

Player	no.	yds	avg	td	lg
Dane Kinamon	1	19	19.0	0	19
Kade Frew	1	16	16.0	0	16
<b>Total</b>	<b>2</b>	<b>35</b>	<b>17.5</b>	<b>0</b>	<b>19</b>
<b>Opponents</b>	<b>13</b>	<b>244</b>	<b>18.8</b>	<b>0</b>	<b>44</b>

### Fumble Returns

Player	no.	yds	avg	td	lg
Bo Richter	1	0	0.0	0	0
Jamari Bellamy	1	0	0.0	0	0
Trey Williams	1	0	0.0	0	0
<b>Total</b>	<b>3</b>	<b>0</b>	<b>0.0</b>	<b>0</b>	<b>0</b>
<b>Opponents</b>	<b>2</b>	<b>0</b>	<b>0.0</b>	<b>0</b>	<b>0</b>



2023-24 Air Force Football  
Individual Statistics  
All games

Scoring

Player	td	fg	PAT				dxp	saf	pts
			kick	rush	rcv	pass			
Emmanuel Michel	6	-	-	1	-	-	-	-	38
Matthew Dapore	-	3-3	10-10	-	-	-	-	-	19
Zac Larrier	3	-	-	-	-	-	-	-	18
John Lee Eldridge III	3	-	-	-	-	-	-	-	18
Owen Burk	2	-	-	-	-	-	-	-	12
Reagan Tubbs	-	1-1	7-7	-	-	-	-	-	10
Jensen Jones	1	-	-	-	-	-	-	-	6
Jet Harris	1	-	-	-	-	-	-	-	6
Cade Harris	1	-	-	-	-	-	-	-	6
Jared Roznos	1	-	-	-	-	-	-	-	6
<b>Total</b>	<b>18</b>	<b>4-4</b>	<b>17-17</b>	<b>1</b>	<b>0</b>	<b>0</b>	<b>0</b>	<b>0</b>	<b>139</b>
<b>Opponents</b>	<b>7</b>	<b>1-1</b>	<b>6-7</b>	<b>0</b>	<b>0</b>	<b>0</b>	<b>0</b>	<b>0</b>	<b>51</b>

Field Goals

Player	fg	pct.	01-19	20-29	30-39	40-49	50-99	lg	blk
Matthew Dapore	3-3	100.0	0-0	0-0	0-0	3-3	0-0	49	0
Reagan Tubbs	1-1	100.0	0-0	0-0	1-1	0-0	0-0	30	0
<b>Opponents</b>	<b>1-1</b>	<b>100.0</b>	<b>0-0</b>	<b>0-0</b>	<b>0-0</b>	<b>1-1</b>	<b>0-0</b>	<b>45</b>	<b>0</b>

FG Sequence

Team Name	Air Force	Opponents
Sam Houston	(42),(42)	(45)
Utah St.	(49)	
San Jose St.	(30)	

Numbers in (parentheses) indicate field goal was made

Total Offense

Player	g	plays	rush	pass	total	avg/g
Zac Larrier	4	66	259	221	480	120.0
Emmanuel Michel	4	73	322	0	322	80.5
John Lee Eldridge III	4	27	254	0	254	63.5
Owen Burk	3	39	222	0	222	74.0
Dylan Carson	4	20	129	0	129	32.3
Aiden Calvert	4	10	87	0	87	21.8
Jensen Jones	3	5	35	0	35	11.7
Jet Harris	4	4	12	0	12	3.0
John Busha	1	3	12	0	12	12.0
Kaden Cloud	1	2	11	0	11	11.0
Ben Brittain	1	1	7	0	7	7.0
Darius Stone	1	1	6	0	6	6.0
Cannon Turner	1	3	5	0	5	5.0
Dane Kinamon	3	1	4	0	4	1.3
Jalen Johnson	3	1	3	0	3	1.0
Cade Harris	4	1	3	0	3	0.8
Kade Frew	1	1	3	0	3	3.0
Team	4	0	-12	0	-12	-3.0
<b>Total</b>	<b>4</b>	<b>264</b>	<b>1362</b>	<b>221</b>	<b>1583</b>	<b>395.8</b>
<b>Opponents</b>	<b>4</b>	<b>207</b>	<b>248</b>	<b>644</b>	<b>892</b>	<b>223.0</b>

Punting

Player	no.	yds	avg	lg	tb	fc	i20	50+	blk
Luke Freer	8	331	41.4	52	0	5	2	1	0
<b>Total</b>	<b>8</b>	<b>331</b>	<b>41.4</b>	<b>52</b>	<b>0</b>	<b>5</b>	<b>2</b>	<b>1</b>	<b>0</b>
<b>Opponents</b>	<b>19</b>	<b>804</b>	<b>42.3</b>	<b>53</b>	<b>1</b>	<b>12</b>	<b>5</b>	<b>2</b>	<b>0</b>

Kickoffs

Player	no.	yds	avg	tb	ob	retn	net	ydln
Reagan Tubbs	19	1145	60.3	8	0			
Matthew Dapore	5	320	64.0	3	0			
Bryce Olson	1	65	65.0	0	0			
<b>Total</b>	<b>25</b>	<b>1530</b>	<b>61.2</b>	<b>11</b>	<b>0</b>	<b>13</b>	<b>40.4</b>	<b>24</b>
<b>Opponents</b>	<b>11</b>	<b>660</b>	<b>60.0</b>	<b>4</b>	<b>0</b>	<b>2</b>	<b>39.5</b>	<b>25</b>





2023-24 Air Force Football  
Individual Statistics  
All games

All Purpose

Player	g	rush	rcv	pr	kr	ir	total	avg/g
Emmanuel Michel	4	322	0	0	0	0	322	80.5
John Lee Eldridge III	4	254	14	0	0	0	268	67.0
Zac Larrier	4	259	0	0	0	0	259	64.8
Owen Burk	3	222	0	0	0	0	222	74.0
Jared Roznos	4	0	166	0	0	0	166	41.5
Dylan Carson	4	129	0	0	0	0	129	32.3
Aiden Calvert	4	87	0	0	0	0	87	21.8
Trey Taylor	4	0	0	0	0	51	51	12.8
Dane Kinamon	3	4	13	0	19	0	36	12.0
Jensen Jones	3	35	0	0	0	0	35	11.7
Brandon Engel	2	0	28	0	0	0	28	14.0
Kade Frew	1	3	0	0	16	0	19	19.0
Jet Harris	4	12	0	0	0	0	12	3.0
John Busha	1	12	0	0	0	0	12	12.0
Kaden Cloud	1	11	0	0	0	0	11	11.0
Johnathan Youngblood	4	0	0	0	0	8	8	2.0
Ben Brittain	1	7	0	0	0	0	7	7.0
Darius Stone	1	6	0	0	0	0	6	6.0
Cannon Turner	1	5	0	0	0	0	5	5.0
Jalen Johnson	3	3	0	0	0	0	3	1.0
Cade Harris	4	3	0	-1	0	0	2	0.5
Team	4	-12	0	0	0	0	-12	-3.0
<b>Total</b>	<b>4</b>	<b>1362</b>	<b>221</b>	<b>-1</b>	<b>35</b>	<b>59</b>	<b>1676</b>	<b>419.0</b>
<b>Opponents</b>	<b>4</b>	<b>248</b>	<b>644</b>	<b>12</b>	<b>244</b>	<b>0</b>	<b>1148</b>	<b>287.0</b>



2023-24 Air Force Football  
Overall Defense Statistics  
All games

Team Defense

#	Player	gp	Tackles				tfl/yds	Sacks	Pass defense			Fumbles		blkd	
			ua	a	tot	no-yds		int-yds	brup	qbh	fr-yds	ff	kick	saf	
40	Alec Mock	4	20	11	31	3-19	2-14	.	1	1	.	2	.	.	
7	Trey Taylor	4	15	10	25	3.5-6	0.5-3	1-51	.	.	.	.	.	.	
44	Johnathan Youngblood	4	11	9	20	.	.	1-8	.	1	.	.	.	.	
22	Jerome Gaillard, Jr.	4	13	3	16	2-2	.	.	.	.	.	.	.	.	
16	Jayden Goodwin	4	5	10	15	.	.	.	2	.	.	.	.	.	
8	Bo Richter	4	9	1	10	3.5-25	2-21	.	.	1	1-0	1	.	.	
13	PJ RAMSEY	4	6	4	10	6-31	3.5-21	.	1	1	.	.	.	.	
3	Jamari Bellamy	4	7	2	9	1-2	.	.	2	.	1-0	.	.	.	
19	CJ Boyd	4	5	3	8	1-4	.	.	2	.	.	.	.	.	
0	Trey Williams	4	2	5	7	0.5-4	0.5-4	.	1	.	1-0	.	.	.	
96	Payton Zdroik	2	5	1	6	1-8	1-8	.	.	.	.	.	.	.	
46	Zach Juckel	4	3	2	5	.	.	.	1	.	.	.	.	.	
10	Jalen Mergerson	4	1	4	5	.	.	.	.	.	.	.	.	.	
12	Patrick Dahlen	4	4	1	5	.	.	.	.	.	.	.	.	.	
62	James Tomasi	4	2	2	4	1-7	1-7	.	.	.	.	.	.	.	
11	Camby Goff	1	2	1	3	.	.	.	.	.	.	.	.	.	
17	Zion Kelly	4	2	1	3	.	.	.	.	.	.	.	.	.	
14	K.C. Beard	4	1	2	3	.	.	.	.	.	.	.	.	.	
55	Kupono Blake	4	.	2	2	.	.	.	.	.	.	.	.	.	
20	Jake Smith	4	2	.	2	.	.	.	.	.	.	.	.	.	
41	Jackson Adams	1	2	.	2	1-3	.	.	.	.	.	.	.	.	
35	Jack Curtis	1	.	1	1	.	.	.	.	.	.	.	.	.	
95	Daniel Grobe	2	.	1	1	0.5-3	0.5-3	.	.	.	.	.	.	.	
49	Kurt Chesney	4	1	.	1	.	.	.	.	.	.	.	.	.	
93	Andrew BoisD'Enghien	1	1	.	1	.	.	.	.	.	.	.	.	.	
9	Levi Brown	4	1	.	1	.	.	.	.	.	.	.	.	.	
5	Corey Collins	3	1	.	1	.	.	.	.	.	.	.	.	.	
54	Are'an Burr	1	.	1	1	.	.	.	.	.	.	.	.	.	
32	Osaro Aihie	3	.	1	1	.	.	.	.	.	.	.	.	.	
27	Julian Williams	2	1	.	1	.	.	.	.	.	.	.	.	.	
18	Elijah Sanders	2	.	1	1	.	.	.	.	.	.	.	.	.	
30	Tyme Collins	3	1	.	1	.	.	.	.	.	.	.	.	.	
99	Aiden Swartz	4	1	.	1	.	.	.	.	1	.	.	.	.	
28	Terrance Cullivan	1	.	1	1	.	.	.	.	.	.	.	.	.	
87	Caden Blum	2	.	.	.	.	.	.	.	1	.	.	.	.	
<b>Totals</b>		<b>4</b>	<b>124</b>	<b>80</b>	<b>204</b>	<b>24-114</b>	<b>11-81</b>	<b>2-59</b>	<b>10</b>	<b>6</b>	<b>3-0</b>	<b>3</b>	<b>0</b>	<b>0</b>	
Opponents		4	154	162	316	11-37	3-18	0-0	0	0	2-0	2	0	0	



2023-24 Air Force Football  
Individual Game Highs  
All games

**Air Force - Individual Game Highs**

<b>RUSHES</b>	33	Emmanuel Michel at San Jose St. (09/22/2023)
<b>YARDS RUSHING</b>	148	Emmanuel Michel at San Jose St. (09/22/2023)
<b>TD RUSHES</b>	3	Emmanuel Michel at San Jose St. (09/22/2023)
	3	Emmanuel Michel vs Utah St. (09/15/2023)
<b>LONG RUSH</b>	65	John Lee Eldridge III vs Robert Morris (09/02/2023)
<b>PASS ATTEMPTS</b>	4	Zac Larrier vs Utah St. (09/15/2023)
<b>PASS COMPLETIONS</b>	3	Zac Larrier vs Utah St. (09/15/2023)
<b>YARDS PASSING</b>	95	Zac Larrier vs Robert Morris (09/02/2023)
<b>TD PASSES</b>	1	Zac Larrier vs Robert Morris (09/02/2023)
<b>LONG PASS</b>	84	Zac Larrier vs Robert Morris (09/02/2023)
<b>RECEPTIONS</b>	2	Jared Roznos vs Robert Morris (09/02/2023)
<b>YARDS RECEIVING</b>	95	Jared Roznos vs Robert Morris (09/02/2023)
<b>TD RECEPTIONS</b>	1	Jared Roznos vs Robert Morris (09/02/2023)
<b>LONG RECEPTION</b>	84	Jared Roznos vs Robert Morris (09/02/2023)
<b>PUNTS</b>	4	Luke Freer vs Sam Houston (N) (09/09/2023)
<b>PUNTING AVG</b>	43.8	Luke Freer vs Sam Houston (N) (09/09/2023)
<b>LONG PUNT</b>	52	Luke Freer vs Sam Houston (N) (09/09/2023)
<b>PUNTS INSIDE 20</b>	2	Luke Freer vs Sam Houston (N) (09/09/2023)
<b>LONG PUNT RETURN</b>	2	Cade Harris vs Robert Morris (09/02/2023)
<b>LONG KICKOFF RETURN</b>	19	Dane Kinamon vs Sam Houston (N) (09/09/2023)
<b>TACKLES</b>	11	Alec Mock vs Utah St. (09/15/2023)
	11	Alec Mock vs Sam Houston (N) (09/09/2023)
<b>SACKS</b>	2	Alec Mock vs Utah St. (09/15/2023)
	2	Bo Richter vs Sam Houston (N) (09/09/2023)
<b>TACKLES FOR LOSS</b>	2.5	PJ RAMSEY vs Utah St. (09/15/2023)
	2.5	PJ RAMSEY vs Robert Morris (09/02/2023)



2023-24 Air Force Football  
Team Game Highs  
All games

**Air Force - Game Highs**

<b>RUSHES</b>	73	at San Jose St. (09/22/2023)
<b>YARDS RUSHING</b>	400	at San Jose St. (09/22/2023)
<b>YARDS PER RUSH</b>	6.7	Robert Morris (09/02/2023)
<b>TD RUSHES</b>	6	at San Jose St. (09/22/2023)
<b>PASS ATTEMPTS</b>	4	Utah St. (09/15/2023)
<b>PASS COMPLETIONS</b>	3	Utah St. (09/15/2023)
<b>YARDS PASSING</b>	95	Robert Morris (09/02/2023)
<b>YARDS PER PASS</b>	31.7	Robert Morris (09/02/2023)
<b>TD PASSES</b>	1	Robert Morris (09/02/2023)
<b>TOTAL PLAYS</b>	75	at San Jose St. (09/22/2023)
<b>TOTAL OFFENSE</b>	469	Robert Morris (09/02/2023)
<b>YARDS PER PLAY</b>	7.9	Robert Morris (09/02/2023)
<b>POINTS</b>	45	at San Jose St. (09/22/2023)
<b>SACKS BY</b>	5	Utah St. (09/15/2023)
<b>FIRST DOWNS</b>	25	at San Jose St. (09/22/2023)
<b>PENALTIES</b>	6	Utah St. (09/15/2023)
<b>PENALTY YARDS</b>	60	Utah St. (09/15/2023)
<b>TURNOVERS</b>	1	vs Sam Houston (N) (09/09/2023)
	1	Robert Morris (09/02/2023)
<b>PUNTS</b>	4	vs Sam Houston (N) (09/09/2023)
<b>PUNTING AVG</b>	43.8	vs Sam Houston (N) (09/09/2023)
<b>LONG PUNT</b>	52	vs Sam Houston (N) (09/09/2023)
<b>PUNTS INSIDE 20</b>	2	vs Sam Houston (N) (09/09/2023)
<b>LONG PUNT RETURN</b>	2	Robert Morris (09/02/2023)



**2023-24 Air Force Football  
Opponent Individual Match Highs  
All games**

**Opponent - Individual Game Highs**

<b>RUSHES</b>	13	Keegan Shoemaker vs Sam Houston (N) (09/09/2023)
<b>YARDS RUSHING</b>	82	Kairee Robinson at San Jose St. (09/22/2023)
<b>TD RUSHES</b>	2	Kairee Robinson at San Jose St. (09/22/2023)
<b>LONG RUSH</b>	33	Kairee Robinson at San Jose St. (09/22/2023)
<b>PASS ATTEMPTS</b>	35	Chevan Cordeiro at San Jose St. (09/22/2023)
<b>PASS COMPLETIONS</b>	24	Chevan Cordeiro at San Jose St. (09/22/2023)
<b>YARDS PASSING</b>	239	Chevan Cordeiro at San Jose St. (09/22/2023)
<b>TD PASSES</b>	3	McCae Hillstead vs Utah St. (09/15/2023)
<b>LONG PASS</b>	33	Chevan Cordeiro at San Jose St. (09/22/2023)
<b>RECEPTIONS</b>	5	Nick Nash at San Jose St. (09/22/2023) 5 Dominick Mazotti at San Jose St. (09/22/2023) 5 Quali Conley at San Jose St. (09/22/2023) 5 Terrell Vaughn vs Utah St. (09/15/2023) 5 Broc Lane vs Utah St. (09/15/2023)
<b>YARDS RECEIVING</b>	84	Micah Davis vs Utah St. (09/15/2023)
<b>TD RECEPTIONS</b>	1	Jalen Royals vs Utah St. (09/15/2023) 1 Micah Davis vs Utah St. (09/15/2023) 1 Terrell Vaughn vs Utah St. (09/15/2023) 1 Chaese Jackson vs Robert Morris (09/02/2023)
<b>LONG RECEPTION</b>	33	Dominick Mazotti at San Jose St. (09/22/2023)
<b>FIELD GOALS</b>	1	Colby Sessums vs Sam Houston (N) (09/09/2023)
<b>LONG FIELD GOALS</b>	45	Colby Sessums vs Sam Houston (N) (09/09/2023)
<b>PUNTS</b>	8	Jadon Cardell vs Sam Houston (N) (09/09/2023)
<b>PUNTING AVG</b>	44.3	George Souders III vs Robert Morris (09/02/2023)
<b>LONG PUNT</b>	53	Jadon Cardell vs Sam Houston (N) (09/09/2023)
<b>PUNTS INSIDE 20</b>	3	George Souders III vs Robert Morris (09/02/2023)
<b>LONG PUNT RETURN</b>	11	Micah Davis vs Utah St. (09/15/2023)
<b>LONG KICKOFF RETURN</b>	44	Robert Carter vs Robert Morris (09/02/2023)
<b>TACKLES</b>	14	Trevor Williams vs Sam Houston (N) (09/09/2023)
<b>SACKS</b>	1	Cole Joyce vs Utah St. (09/15/2023) 1 Kavian Gaither vs Sam Houston (N) (09/09/2023) 1 Chris Scott vs Sam Houston (N) (09/09/2023)
<b>TACKLES FOR LOSS</b>	1.5	Taniela Latu at San Jose St. (09/22/2023)
<b>INTERCEPTIONS</b>	none	



2023-24 Air Force Football  
Opponent Match Highs  
All games

Opponent - Game Highs

<b>RUSHES</b>	30	vs Sam Houston (N) (09/09/2023)
<b>YARDS RUSHING</b>	115	at San Jose St. (09/22/2023)
<b>YARDS PER RUSH</b>	6.8	at San Jose St. (09/22/2023)
<b>TD RUSHES</b>	3	at San Jose St. (09/22/2023)
<b>PASS ATTEMPTS</b>	35	at San Jose St. (09/22/2023)
	35	Utah St. (09/15/2023)
<b>PASS COMPLETIONS</b>	24	at San Jose St. (09/22/2023)
<b>YARDS PASSING</b>	248	Utah St. (09/15/2023)
<b>YARDS PER PASS</b>	7.1	Utah St. (09/15/2023)
<b>TD PASSES</b>	3	Utah St. (09/15/2023)
<b>TOTAL PLAYS</b>	61	Utah St. (09/15/2023)
<b>TOTAL OFFENSE</b>	354	at San Jose St. (09/22/2023)
<b>YARDS PER PLAY</b>	6.8	at San Jose St. (09/22/2023)
<b>POINTS</b>	21	Utah St. (09/15/2023)
<b>SACKS BY</b>	2	vs Sam Houston (N) (09/09/2023)
<b>FIRST DOWNS</b>	20	Utah St. (09/15/2023)
<b>PENALTIES</b>	10	Robert Morris (09/02/2023)
<b>PENALTY YARDS</b>	61	Robert Morris (09/02/2023)
<b>TURNOVERS</b>	2	Utah St. (09/15/2023)
	2	Robert Morris (09/02/2023)
<b>PUNTS</b>	8	vs Sam Houston (N) (09/09/2023)
<b>PUNTING AVG</b>	44.3	Robert Morris (09/02/2023)
<b>LONG PUNT</b>	53	vs Sam Houston (N) (09/09/2023)
<b>PUNTS INSIDE 20</b>	3	Robert Morris (09/02/2023)
<b>LONG PUNT RETURN</b>	11	Utah St. (09/15/2023)



**2023-24 Air Force Football  
Team Game-by-Game  
All games**

Date	Opponent	Rushing				Receiving				Passing				Kick Returns				Punt Returns				tot off		
		no.	yds	td	lg	no.	yds	td	lg	cmp	att	int	yds	td	lg	no.	yds	td	lg	no.	yds		td	lg
09/02/2023	Robert Morris	56	374	5	65	2	95	1	84	2	3	0	95	1	84	1	16	0	16	2	-1	0	2	469
09/09/2023	vs Sam Houston	59	244	1	22	1	14	0	14	1	3	0	14	0	14	1	19	0	19	0	0	0	0	258
09/15/2023	Utah St.	64	344	5	24	3	84	0	49	3	4	0	84	0	49	0	0	0	0	0	0	0	0	428
09/22/2023	at San Jose St.	73	400	6	34	2	28	0	22	2	2	0	28	0	22	0	0	0	0	0	0	0	0	428
<b>Air Force</b>		<b>252</b>	<b>1362</b>	<b>17</b>	<b>65</b>	<b>8</b>	<b>221</b>	<b>1</b>	<b>84</b>	<b>8</b>	<b>12</b>	<b>0</b>	<b>221</b>	<b>1</b>	<b>84</b>	<b>2</b>	<b>35</b>	<b>0</b>	<b>19</b>	<b>2</b>	<b>-1</b>	<b>0</b>	<b>2</b>	<b>1583</b>
<b>Opponents</b>		<b>99</b>	<b>248</b>	<b>3</b>	<b>33</b>	<b>70</b>	<b>644</b>	<b>4</b>	<b>33</b>	<b>70</b>	<b>108</b>	<b>2</b>	<b>644</b>	<b>4</b>	<b>33</b>	<b>13</b>	<b>244</b>	<b>0</b>	<b>44</b>	<b>2</b>	<b>12</b>	<b>0</b>	<b>11</b>	<b>892</b>

**Air Force Averages**

Games	Avg/ rush	Avg/ catch	Pass effic	KR avg	PR avg	All purpose avg/game	Total offense avg/game
4	5.4	27.6	248.9	17.5	-0.5	419.0	395.8

Date	Opponent	Tackles				Sacks	Fumble	Pass Defense			blkd	PAT attempts			off			
		ua	a	total	tfl-yds	no-yds	ff	fr-yds	int-yds	qbh	brup	kick	kick	rush	rcv	saf	t/o	pts
09/02/2023	Robert Morris	31	22	53	7.0-28	2-14	1	2-0	0-0	2	0	0	6-6	0	0	0	7	42
09/09/2023	vs Sam Houston	34	12	46	6.0-44	4-38	0	0-0	0-0	1	1	0	1-1	0	0	0	0	13
09/15/2023	Utah St.	33	20	53	9.0-40	5-29	1	1-0	1-8	1	7	0	4-4	1	0	0	14	39
09/22/2023	at San Jose St.	26	26	52	2.0-2	0-0	1	0-0	1-51	2	2	0	6-6	0	0	0	7	45
<b>Air Force</b>		<b>124</b>	<b>80</b>	<b>204</b>	<b>24.0-114</b>	<b>11-81</b>	<b>3</b>	<b>3-0</b>	<b>2-59</b>	<b>6</b>	<b>10</b>	<b>0</b>	<b>17-17</b>	<b>1</b>	<b>0</b>	<b>0</b>	<b>28</b>	<b>139</b>
<b>Opponents</b>		<b>154</b>	<b>162</b>	<b>316</b>	<b>11.0-37</b>	<b>3-18</b>	<b>2</b>	<b>2-0</b>	<b>0-0</b>	<b>0</b>	<b>0</b>	<b>0</b>	<b>6-7</b>	<b>0</b>	<b>0</b>	<b>0</b>	<b>3</b>	<b>51</b>

Date	Opponent	Punting							Field Goals			Kickoffs						
		no.	yds	avg	long	blkd	tb	fc	50+	i20	md-att	long	blkd	no.	yds	avg	tb	ob
09/02/2023	Robert Morris	0	0	0.0	0	0	0	0	0	0	0-0	0	0	7	450	64.3	4	0
09/09/2023	vs Sam Houston	4	175	43.8	52	0	0	3	1	2	2-2	42	0	4	237	59.3	1	0
09/15/2023	Utah St.	3	121	40.3	41	0	0	2	0	0	1-1	49	0	6	390	65.0	4	0
09/22/2023	at San Jose St.	1	35	35.0	35	0	0	0	0	0	1-1	30	0	8	453	56.6	2	0
<b>Air Force</b>		<b>8</b>	<b>331</b>	<b>41.4</b>	<b>52</b>	<b>0</b>	<b>0</b>	<b>5</b>	<b>1</b>	<b>2</b>	<b>4-4</b>	<b>49</b>	<b>0</b>	<b>25</b>	<b>1530</b>	<b>61.2</b>	<b>11</b>	<b>0</b>
<b>Opponents</b>		<b>19</b>	<b>804</b>	<b>42.3</b>	<b>53</b>	<b>0</b>	<b>1</b>	<b>12</b>	<b>2</b>	<b>5</b>	<b>1-1</b>	<b>45</b>	<b>0</b>	<b>11</b>	<b>660</b>	<b>60.0</b>	<b>4</b>	<b>0</b>



2023-24 Air Force Football  
Opponents Game-by-Game  
All games

Date	Opponent	Rushing				Receiving				Passing				Kick Returns				Punt Returns				tot off		
		no.	yds	td	lg	no.	yds	td	lg	cmp	att	int	yds	td	lg	no.	yds	td	lg	no.	yds		td	lg
09/02/2023	Robert Morris	26	43	0	18	18	113	1	30	18	24	0	113	1	30	3	91	0	44	0	0	0	0	156
09/09/2023	vs Sam Houston	30	36	0	9	8	44	0	13	8	14	0	44	0	13	3	33	0	20	0	0	0	0	80
09/15/2023	Utah St.	26	54	0	18	20	248	3	31	20	35	1	248	3	31	2	39	0	21	1	11	0	11	302
09/22/2023	at San Jose St.	17	115	3	33	24	239	0	33	24	35	1	239	0	33	5	81	0	20	1	1	0	1	354
<b>Opponents</b>		<b>99</b>	<b>248</b>	<b>3</b>	<b>33</b>	<b>70</b>	<b>644</b>	<b>4</b>	<b>33</b>	<b>70</b>	<b>108</b>	<b>2</b>	<b>644</b>	<b>4</b>	<b>33</b>	<b>13</b>	<b>244</b>	<b>0</b>	<b>44</b>	<b>2</b>	<b>12</b>	<b>0</b>	<b>11</b>	<b>892</b>
<b>Air Force</b>		<b>252</b>	<b>1362</b>	<b>17</b>	<b>65</b>	<b>8</b>	<b>221</b>	<b>1</b>	<b>84</b>	<b>8</b>	<b>12</b>	<b>0</b>	<b>221</b>	<b>1</b>	<b>84</b>	<b>2</b>	<b>35</b>	<b>0</b>	<b>19</b>	<b>2</b>	<b>-1</b>	<b>0</b>	<b>2</b>	<b>1583</b>

Opponents Averages

Games	Avg/ rush	Avg/ catch	Pass effic	KR avg	PR avg	All purpose avg/game	Total offense avg/game
4	2.5	9.2	123.4	18.8	6.0	287.0	223.0

Date	Opponent	Tackles				Sacks	Fumble	Pass Defense			blkd	PAT attempts			off			
		ua	a	total	tfl-yds	no-yds	ff	fr-yds	int-yds	qbh	brup	kick	kick	rush	rcv	saf	t/o	pts
09/02/2023	Robert Morris	29	42	71	3.0-10	0-0	0	1-0	0-0	0	0	0	1-1	0	0	0	0	7
09/09/2023	vs Sam Houston	48	14	62	4.0-16	2-11	2	1-0	0-0	0	0	0	0-0	0	0	0	3	3
09/15/2023	Utah St.	40	44	84	1.0-7	1-7	0	0-0	0-0	0	0	0	3-3	0	0	0	0	21
09/22/2023	at San Jose St.	37	62	99	3.0-4	0-0	0	0-0	0-0	0	0	0	2-3	0	0	0	0	20
<b>Opponents</b>		<b>154</b>	<b>162</b>	<b>316</b>	<b>11.0-37</b>	<b>3-18</b>	<b>2</b>	<b>2-0</b>	<b>0-0</b>	<b>0</b>	<b>0</b>	<b>0</b>	<b>6-7</b>	<b>0</b>	<b>0</b>	<b>0</b>	<b>3</b>	<b>51</b>
<b>Air Force</b>		<b>124</b>	<b>80</b>	<b>204</b>	<b>24.0-114</b>	<b>11-81</b>	<b>3</b>	<b>3-0</b>	<b>2-59</b>	<b>6</b>	<b>10</b>	<b>0</b>	<b>17-17</b>	<b>1</b>	<b>0</b>	<b>0</b>	<b>28</b>	<b>139</b>

Date	Opponent	Punting							Field Goals			Kickoffs						
		no.	yds	avg	long	blkd	tb	fc	50+	i20	md-att	long	blkd	no.	yds	avg	tb	ob
09/02/2023	Robert Morris	6	266	44.3	51	0	1	2	1	3	0-0	0	0	2	121	60.5	1	0
09/09/2023	vs Sam Houston	8	345	43.1	53	0	0	7	1	1	1-1	45	0	2	116	58.0	0	0
09/15/2023	Utah St.	3	125	41.7	47	0	0	2	0	1	0-0	0	0	3	172	57.3	2	0
09/22/2023	at San Jose St.	2	68	34.0	38	0	0	1	0	0	0-0	0	0	4	251	62.8	1	0
<b>Opponents</b>		<b>19</b>	<b>804</b>	<b>42.3</b>	<b>53</b>	<b>0</b>	<b>1</b>	<b>12</b>	<b>2</b>	<b>5</b>	<b>1-1</b>	<b>45</b>	<b>0</b>	<b>11</b>	<b>660</b>	<b>60.0</b>	<b>4</b>	<b>0</b>
<b>Air Force</b>		<b>8</b>	<b>331</b>	<b>41.4</b>	<b>52</b>	<b>0</b>	<b>0</b>	<b>5</b>	<b>1</b>	<b>2</b>	<b>4-4</b>	<b>49</b>	<b>0</b>	<b>25</b>	<b>1530</b>	<b>61.2</b>	<b>11</b>	<b>0</b>





**2023-24 Air Force Football  
Games Played  
All games**

##	Player	GP-GS	RM	SHSU	USU	SJSU
0	Trey Williams	4/0	XXX	XXX	XXX	XXX
2	Brandon Engel	2/0	...	XXX	XXX	...
3	Jamari Bellamy	4/4	START	START	START	START
4	Emmanuel Michel	4/1	XXX	XXX	XXX	START
5	Corey Collins	3/0	...	XXX	XXX	XXX
5	Jensen Jones	3/0	XXX	...	XXX	XXX
6	Matthew Malloy	0/0	...	...	...	...
6	Cameron Breier	1/0	XXX	...	...	...
7	Trey Taylor	4/4	START	START	START	START
8	Bo Richter	4/4	START	START	START	START
8	Kade Frew	1/0	XXX	...	...	...
9	Zac Larrier	4/4	START	START	START	START
9	Levi Brown	4/0	XXX	XXX	XXX	XXX
10	Jalen Mergerson	4/1	XXX	XXX	START	XXX
10	Jalen Johnson	3/0	XXX	XXX	XXX	...
11	Camby Goff	1/1	START	...	...	...
11	Wyatt Wilson	3/0	XXX	XXX	XXX	...
12	Patrick Dahlen	4/0	XXX	XXX	XXX	XXX
12	John Busha	1/0	XXX	...	...	...
13	PJ RAMSEY	4/4	START	START	START	START
13	Jared Roznos	4/3	START	START	XXX	START
14	K.C. Beard	4/0	XXX	XXX	XXX	XXX
15	Ben Brittain	1/0	XXX	...	...	...
15	Jake Martin	4/0	XXX	XXX	XXX	XXX
16	Jayden Goodwin	4/3	START	START	XXX	START
16	Dylan Evans	1/0	XXX	...	...	...
17	Zion Kelly	4/0	XXX	XXX	XXX	XXX
17	Cannon Turner	1/0	XXX	...	...	...
18	Elijah Sanders	2/0	XXX	XXX	...	...
18	Kendin Alexander	1/0	XXX	...	...	...
19	CJ Boyd	4/3	XXX	START	START	START
20	Jake Smith	4/0	XXX	XXX	XXX	XXX
20	Dylan Carson	4/0	XXX	XXX	XXX	XXX
21	Cade Harris	4/3	START	START	START	XXX
21	Aidan Plate	1/0	XXX	...	...	...
22	Jerome Gaillard, Jr.	4/4	START	START	START	START
23	Dane Kinamon	3/2	...	XXX	START	START
24	John Lee Eldridge III	4/3	START	START	XXX	START
24	Robert Mbroh	0/0	...	...	...	...
25	Taylor Latham	1/0	XXX	...	...	...
26	Owen Burk	3/3	START	START	START	...
26	Christian Hughes	0/0	...	...	...	...
27	Julian Williams	2/0	XXX	...	...	XXX
27	Kaden Cloud	1/0	XXX	...	...	...
28	Aiden Calvert	4/0	XXX	XXX	XXX	XXX
28	Terrance Cullivan	1/0	XXX	...	...	...
29	Evan Rau	1/0	XXX	...	...	...
30	Kale Gibbs	1/0	XXX	...	...	...
30	Tyme Collins	3/0	XXX	XXX	XXX	...
32	Osaro Aihie	3/0	XXX	...	XXX	XXX
32	Jordan Scarbrough	1/0	XXX	...	...	...
33	Jet Harris	4/0	XXX	XXX	XXX	XXX
34	Darius Stone	1/0	XXX	...	...	...
35	Jack Curtis	1/0	XXX	...	...	...
38	Ty Hubert	0/0	...	...	...	...
40	Alec Mock	4/4	START	START	START	START
41	J. Frank Melgarejo III	1/0	XXX	...	...	...
41	Jackson Adams	1/0	XXX	...	...	...
42	Jakobi McGowan	0/0	...	...	...	...
43	Matthew Dapore	3/0	XXX	XXX	XXX	...



**2023-24 Air Force Football  
Games Played  
All games**

##	Player	GP-GS	RM	SHSU	USU	SJSU
43	Kyler Orr	0/0	...	...	...	...
44	Johnathan Youngblood	4/4	START	START	START	START
45	Matt Devine	0/0	...	...	...	...
46	Zach Juckel	4/0	XXX	XXX	XXX	XXX
47	Luke Meyer	1/0	...	...	...	XXX
48	Jayden Thiergood	1/0	...	...	...	XXX
48	Anthony DeBerardino	1/0	XXX	...	...	...
49	Kurt Chesney	4/0	XXX	XXX	XXX	XXX
50	Grant Uyl	2/0	XXX	...	...	XXX
51	Kaleb Holcomb	4/1	XXX	XXX	XXX	START
51	Drew Dubuclet	0/0	...	...	...	...
52	Matthew Reddick	0/0	...	...	...	...
53	Steven Iles	4/0	XXX	XXX	XXX	XXX
54	Jackson Kohal	3/0	XXX	...	XXX	XXX
54	Are'an Burr	1/0	XXX	...	...	...
55	Kupono Blake	4/3	XXX	START	START	START
55	Nick Blessing	0/0	...	...	...	...
56	Mark Hiestand	3/0	XXX	...	XXX	XXX
56	Cole Palmer	1/0	XXX	...	...	...
57	Gabriel Averitt	1/0	XXX	...	...	...
57	Colin Stewart	0/0	...	...	...	...
59	Adam Karas	3/3	...	START	START	START
60	John Gordon, Jr.	1/0	XXX	...	...	...
61	Costen Cooley	1/0	XXX	...	...	...
62	James Tomasi	4/3	START	START	XXX	START
62	Matthew Heitmann	1/0	XXX	...	...	...
64	Luke Hallstrom	1/0	XXX	...	...	...
65	Samuel Floysand	1/0	XXX	...	...	...
66	Jace Sutulovich	1/0	XXX	...	...	...
68	Thor Paglialong	3/3	...	START	START	START
69	Wesley Ndago	3/3	...	START	START	START
71	Michael McAnninch	1/0	XXX	...	...	...
72	Christien Hawks	1/0	XXX	...	...	...
73	Luke Vonderhaar	1/0	XXX	...	...	...
74	Mason Carlan	3/2	...	START	START	XXX
75	Ethan Jackman	3/3	...	START	START	START
76	Alex Moore	4/0	XXX	XXX	XXX	XXX
77	Cameron Collins	0/0	...	...	...	...
79	Trevor Tate	0/0	...	...	...	...
80	Tre Roberson	1/0	XXX	...	...	...
81	James Bryant	3/2	...	START	START	XXX
82	Connor McIntee	2/0	XXX	...	XXX	...
83	Carter Chances-Hill	1/0	XXX	...	...	...
84	Caleb Rillos	4/2	XXX	XXX	START	START
85	Parker Menefee	1/0	XXX	...	...	...
87	Caden Blum	2/0	XXX	...	XXX	...
87	Quin Smith	1/0	XXX	...	...	...
88	Bruin Fleischmann	1/0	XXX	...	...	...
89	Parker St. John	1/0	XXX	...	...	...
90	Brian Bradley	0/0	...	...	...	...
91	Ripp Perez	1/0	XXX	...	...	...
92	Jackson Garrett	0/0	...	...	...	...
92	Logan Lehrer	0/0	...	...	...	...
93	Andrew BoisD'Enghien	1/0	XXX	...	...	...
93	Bryce Olson	1/0	XXX	...	...	...
94	Kaleb Tompkins	1/0	XXX	...	...	...
95	Carson Bay	4/0	XXX	XXX	XXX	XXX
95	Daniel Grobe	2/0	XXX	...	XXX	...
96	Payton Zdroik	2/1	...	XXX	START	...
96	Reagan Tubbs	4/0	XXX	XXX	XXX	XXX



**2023-24 Air Force Football  
Games Played  
All games**

##	Player	GP-GS	RM	SHSU	USU	SJSU
97	Luke Freer	4/0	XXX	XXX	XXX	XXX
97	Brent Winfree	1/0	XXX	...	...	...
98	Colton Corrao	0/0	...	...	...	...
99	Aiden Swartz	4/0	XXX	XXX	XXX	XXX

## 2023 GAME-BY-GAME

### GAME SUMMERIES

Game	Scoring					First Downs TOT (R-P-Pn)	Rushing Att-Yds-Avg-TD	Passing C-Att-I -Yds-Avg-TD	Total Offense Pl-Yds-Avg	Fum #-L	Pen #-Yds	Punts #-Avg	KOR #-Yds-TD	3rd G-A	4th G-A	TOP
	1	2	3	4	OT Tot											
RMU	0	0	0	7	-- 7	9 (5-4-0)	26-43-1.7-0	18-24-0-113-1	50-156-3.1	4-2	9-61	6-44.3	3-91-0	3-11	0-1	27:49
<b>Air Force</b>	<b>14</b>	<b>14</b>	<b>7</b>	<b>7</b>	-- <b>42</b>	<b>24 (19-2-3)</b>	<b>56-374-6.7-5</b>	<b>2-3-0-95-1</b>	<b>59-469-7.9</b>	<b>3-1</b>	<b>2-10</b>	<b>0-0.0</b>	<b>1-16-0</b>	<b>6-10</b>	<b>1-3</b>	<b>32:11</b>
Sam Hou.	0	0	3	0	-- 3	6 (6-0-0)	30-36-1.2-0	8-14-0-44-0	44-80-1.8	0-0	2-25	8-43.1	3-33-0	3-13	1-1	23:22
<b>Air Force</b>	<b>0</b>	<b>3</b>	<b>0</b>	<b>10</b>	-- <b>13</b>	<b>18 (16-1-1)</b>	<b>59-244-4.1-1</b>	<b>1-3-0-14-0</b>	<b>62-258-4.2</b>	<b>3-1</b>	<b>2-20</b>	<b>4-43.8</b>	<b>1-19-0</b>	<b>5-13</b>	<b>0-1</b>	<b>36:38</b>
Utah St.	0	7	7	7	-- 21	20 (5-11-4)	26-54-2.1-0	20-35-1-248-3	61-302-5.0	1-1	4-17	3-41.7	2-39-0	3-11	2-3	21:20
<b>Air Force</b>	<b>22</b>	<b>10</b>	<b>7</b>	<b>0</b>	-- <b>39</b>	<b>24 (21-3-0)</b>	<b>64-344-5.4-5</b>	<b>3-4-0-84-0</b>	<b>68-428-6.3</b>	<b>0-0</b>	<b>6-60</b>	<b>3-40.3</b>	<b>0-0-0</b>	<b>9-13</b>	<b>1-1</b>	<b>38:40</b>
SJSU	6	14	0	0	-- 20	18 (6-11-1)	17-115-6.8-3	24-35-1-239-0	52-354-6.8	1-0	6-48	2-34.0	5-81-0	3-8	0-2	20:55
<b>Air Force</b>	<b>3</b>	<b>14</b>	<b>7</b>	<b>21</b>	-- <b>45</b>	<b>25 (23-0-0)</b>	<b>73-400-5.5-6</b>	<b>2-2-0-28-0</b>	<b>75-428-5.7</b>	<b>0-0</b>	<b>4-43</b>	<b>1-35.0</b>	<b>0-0-0</b>	<b>10-15</b>	<b>3-3</b>	<b>39:05</b>

SDSU	<b>Air Force</b>
Wyoming	<b>Air Force</b>
Navy	<b>Air Force</b>
CSU	<b>Air Force</b>
Army	<b>Air Force</b>
Hawaii	<b>Air Force</b>
UNLV	<b>Air Force</b>
Boise St.	<b>Air Force</b>

### AIR FORCE GAME-BY-GAME LEADERS

Game	Rushing	Passing	Receiving	Tackles	TFL (Includes Sacks)
	Att-Yds-TD	C-A-I-Yds-TD	C-Yds-TD	UT-AT-TOT	#-Yds
Robert Morris	Zac LARRIER (14-99-2)	Zac LARRIER (2-3-0-95-1)	Jared ROZNO (2-95-1)	J. Youngblood (3-4-7)	PJ Ramsey (2.5-12)
Sam Houston	Owen BURK (18-75-1)	Zac LARRIER (1-3-0-14-0)	J. Eldridge III (1-14-0)	Alec Mock (6-5-11)	Bo Richter (2.0-21)
Utah State	Owen BURK (15-110-0)	Zac LARRIER (3-4-0-84-0)	Jared ROZNO (1-49-0)	Alec Mock (8-3-11)	PJ Ramsey (2.5-10)
San Jose St.	E. Michel (33-148-3)	Zac LARRIER (2-2-0-28-0)	Jared ROZNO (1-22-0)	Trey Taylor 4-4-8)	Gaillard/Taylor (1.0-1)
San Diego St.					
Wyoming					
Navy					
Colorado St.					
Army					
Hawaii					
UNLV					
Boise St.					

## 2023 GAME-BY-GAME STARTERS

### OFFENSE

Game	WR	TE	LT	LG	C	RG	RT	QB	FB	TB	WR
Rob. Morris	Roznos	Bryant	Karas	Ndago	Paglialong	Jackman	Carlan	Larrier	Burk	Eldridge	C. Harris
Sam Houston	Roznos	Burk (2FB)	Karas	Ndago	Paglialong	Jackman	Holcomb	Larrier	J. Harris	Eldridge	C. Harris
Utah State	Kinamon	Rillos	Karas	Ndago	Paglialong	Jackman	Carlan	Larrier	Burk	Bryant (2TE)	C. Harris
San Jose St.	Kinamon	Rillos	Karas	Ndago	Paglialong	Jackman	Holcomb	Larrier	Michel	Eldridge	Rosnos
San Diego St.											
Wyoming											
Navy											
Colorado St.											
Army											
Hawaii											
UNLV											
Boise State											

### DEFENSE

Game	DE	NG	DT	OLB	ILB	ILB	Spur	CB	SS	FS	CB
Rob. Morris	Ramsey	Tomasi	Blake	Richter	Youngblood	Mock	Goff	Gaillard	Goodwin	Taylor	Bellamy
Sam Houston	Ramsey	Zdroik	Blake	Richter	Youngblood	Mock	Boyd	Gaillard	Goodwin	Taylor	Bellamy
Utah State	Ramsey	Zdroik	Blake	Richter	Youngblood	Mock	Boyd	Gaillard	Mergerson	Taylor	Bellamy
San Jose St.	Ramsey	Tomasi	Blake	Richter	Youngblood	Mock	Boyd	Gaillard	Goodwin	Taylor	Bellamy
San Diego St.											
Wyoming											
Navy											
Colorado St.											
Army											
Hawaii											
UNLV											
Boise State											

### SPECIAL TEAMS

Game	KO	KOR	KOR	PR	P	PK	H	LS
Rob. Morris	Dapore	J. Johnson	Eldridge	C. Harris	DNP	Dapore	Bay	Chesney
Sam Houston	Tubbs	J. Johnson	Kinamon	Kinamon	Freer	Dapore	Bay	Chesney
Utah State	Tubbs	J. Johnson	Kinamon	Kinamon	Freer	Dapore	Bay	Chesney
San Jose St.	Tubbs	J. Johnson	Kinamon	Kinamon	Freer	Tubbs	Bay	Chesney
San Diego St.								
Wyoming								
Navy								
Colorado St.								
Army								
Hawaii								
UNLV								
Boise State								

## 2023 AIR FORCE PERSONNEL CHART

#	Name, Yr., Pos.	Career Games	Consec. Games	Career Starts	Consec. Starts
0	Trey Williams, JR, DB	16	8	1	0
2	Brandon Engel, JR, WR	16	16	0	0
3	Jamari Bellamy, JR, DB	17	17	8	4
4	Emmanuel Michel, SR, RB	28	4	1	1
5	Corey Collins, SR, DB	11	3	0	0
5	Jensen Jones, SR, QB	12	2	0	0
6	Cameron Breier, JR, WR	14	1	0	0
6	Matthew Malloy, SR, OLB	12	0	0	0
7	Trey Taylor, SR, DB	28	27	27	27
8	Bo Richter, SR, ILB	27	7	10	4
8	Kade Frew, SO, RB	2	1	0	0
9	Zac Larrier, SR, QB	16	4	4	4
9	Levi Brown, SO, CB	4	4	0	0
10	Jalen Johnson, SR, RB	10	4	0	0
10	Jalen Mergerson, SR, SAF	28	11	3	0
11	Camby Goff, SR, DB	30	0	22	0
11	Wyatt Wilson, SR, WR	11	4	0	0
12	John Busha, SO, QB	1	0	0	0
12	Patrick Dahlen, SR, DB	19	17	0	0
13	Jared Roznos, JR, WR	5	4	4	4
13	PJ Ramsey, SR, OLB	19	13	4	4
14	K.C. Beard, JR, DB	7	4	0	0
15	Ben Brittain, SR, QB	8	0	0	0
15	Jake Martin, JR, DB	18	17	0	0
16	Dylan Evans, SO, WR	1	0	0	0
16	Jayden Goodwin, SR, DB	34	30	17	1
17	Cannon Turner, SR, QB	4	0	0	0
18	Elijah Sanders, JR, OLB	7	3	0	0
18	Kendin Alexander, JR, WR	5	0	0	0
19	CJ Boyd, JR, DB	17	17	3	3
20	Dylan Carson, SO, RB	4	4	0	0
20	Jake Smith, SR, SAF	18	17	0	0
21	Cade Harris, JR, WR	8	4	3	0
21	Aidan Plate, JR, DB	1	1	0	0
22	Aiden Calvert, JR, RB	8	4	0	0
22	Jerome Gaillard, Jr., JR, DB	16	8	4	4
23	Dane Kinamon, SR, WR	29	3	4	2
24	John Lee Eldridge III, SR, RB	27	18	13	1
24	Robert Mbroh, JR, ILB	4	1	0	0
26	Owen Burk, SR, RB	14	3	3	0
27	Julian Williams, JR, ILB	3	2	0	0
27	Kaden Cloud, SO, RB	1	0	0	0
28	Terrance Cullivan, SO, CB	1	0	0	0
29	Evan Rau, SO, WR	1	0	0	0
30	Kale Gibbs, JR, RB	2	0	0	0
30	Tyme Collins, JR, DB	5	0	0	0
32	Jordan Scarbrough, SO, WR	1	0	0	0
32	Osaro Aihie, JR, ILB	16	16	0	0
33	Jet Harris, SR, RB	8	4	1	0
34	Darius Stone, SO, RB	1	0	0	0
35	Jack Curtis, SO, OLB	1	0	0	0
38	Ty Hubert, SO, OLB	0	0	0	0
40	Alec Mock, SR, ILB	29	9	26	9
41	J. Frank Melgarejo III, SR, LS	3	1	0	0
41	Jackson Adams, SO, LB	1	0	0	0
42	Jakobi McGowan, JR, DB	1	0	0	0
43	Matthew Dapore, SR, PK/P	26	0	26	0
44	J. Youngblood, SR, ILB	32	5	12	4
45	Matt Devine, JR, ILB	2	0	0	0
46	Zach Juckel, SO, ILB	4	4	0	0
47	Kyler Orr, SO, ILB	0	0	0	0
48	Anthony DeBerardino, JR, LS	1	0	0	0
48	Jayden Thiergood, SR, DE	23	1	15	0
49	Kurt Chesney, SO, LS	5	4	4	4
50	Grant Uyl, JR, ILB	2	2	0	0
51	Kaleb Holcomb, SR, OT	27	17	15	1
51	Drew Dubuclet, SO, ILB	0	0	0	0

#	Name, Yr., Pos.	Career Games	Consec. Games	Career Starts	Consec. Starts
52	Matthew Reddick, SO, ILB	0	0	0	0
53	Steven Iles, SR, OC	17	4	0	0
54	Are'an Burr, SO, ILB	1	0	0	0
54	Jackson Kohal, JR, OL	5	3	0	0
55	Kupono Blake, SR, NG	11	4	4	4
55	Nick Blessing, SO, OT	0	0	0	0
56	Cole Palmer, JR, OLB	1	0	0	0
56	Mark Hiestand, SR, OT	6	3	0	0
57	Gabriel Averitt, SO, OC	1	0	0	0
59	Adam Karas, SR, OT	27	10	14	5
60	John Gordon, Jr., JR, OL	1	0	0	0
61	Costen Cooley, SO, OG	1	0	0	0
62	James Tomasi, JR, DL	7	4	2	1
62	Matthew Heitmann, JR, OL	1	0	0	0
64	Luke Hallstrom, SR, OC	15	0	5	0
65	Samuel Floysand, SO, OT	1	0	0	0
66	Jace Sutulovich, SO, OG	1	0	0	0
68	Thor Paglialong, SR, OC	26	21	21	18
69	Wesley Ndago, SR, OG	28	4	21	4
71	Michael McAninch, JR, OL	1	0	0	0
72	Christien Hawks, SO, OT	1	0	0	0
73	Luke Vonderhaar, SO, OT	1	0	0	0
74	Mason Carlan, SR, OT	9	4	2	0
75	Ethan Jackman, SR, OG	21	14	5	5
76	Alex Moore, JR, OL	6	4	0	0
77	Cameron Collins, SO, OT	0	0	0	0
78	Trevor Tate, SO, OT	0	0	0	0
80	Tre Roberson, SO, WR	1	0	0	0
81	James Bryant, SR, TE	17	17	2	0
82	Connor McIntee, SR, TE	6	2	0	0
83	Chances Carter-Hill, SO, TE	1	1	0	0
84	Caleb Rillos, SR, TE	25	25	10	2
85	Parker Menefee, SO, TE	1	1	0	0
87	Caden Blum, SR, DE	20	2	0	0
87	Quin Smith, SO, WR	1	0	0	0
88	Bruin Fleischmann, SO, TE	1	0	0	0
89	Parker St. John, JR, WR	1	0	0	0
90	Brian Bradley, SO, DE	0	0	0	0
92	Jackson Garrett, SO, NG	0	0	0	0
92	John Olson, SR, PK	1	0	0	0
93	Andrew BoisD'Enghien, SR, DE	2	1	0	0
94	Kaleb Tompkins, JR, DL	5	2	0	0
95	Carson Bay, JR, P	23	23	21	0
95	Daniel Grobe, SO, DE	3	3	0	0
96	Payton Zdroik, JR, DL	15	0	11	0
96	Reagan Tubbs, SO, PK	5	4	1	1
97	Brent Winfree, SO, NG	1	1	0	0
97	Luke Freer, SO, PK	5	4	3	3
99	Aidan Swartz, SO, DT	4	4	0	0

## 2023 MISCELLANEOUS STATISTICS

### RED ZONE OFFENSE

Game	Stats	Results
RMU	3-3	TD, TD, TD
Sam Houston	1-1	TD
Utah State	5-6	TD, TD, TD, TD, Punt, TD
San Jose St.	6-6	FG, TD, TD, TD, TD, TD
San Diego St.		
Wyoming		
Navy		
Colorado St.		
Army		
Hawaii		
UNLV		
Boise State		

### RED ZONE DEFENSE

Game	Stats	Results
RMU	1-2	TD, TO
Sam Houston	0-0	--
Utah State	3-3	TD, TD, TD
San Jose St.	2-3	TD, TD, Downs
San Diego St.		
Wyoming		
Navy		
Colorado St.		
Army		
Hawaii		
UNLV		
Boise State		

### OPENING DRIVE

Game	AF	Opponent
RMU	TD	Fumble
Sam Houston	Punt	Punt
Utah State	TD	Punt
San Jose St.	FG	TD
San Diego St.		
Wyoming		
Navy		
Colorado St.		
Army		
Hawaii		
UNLV		
Boise State		

### 2nd Half

Game	AF	Opponent
RMU	TD	Punt
Sam Houston	Fumble	FG
Utah State	TD	TD
San Jose St.	TD	Punt
San Diego St.		
Wyoming		
Navy		
Colorado St.		
Army		
Hawaii		
UNLV		
Boise State		

### TURNOVERS

Game	Giveaways				Takeaways				Margin Total
	Fum	Int	Tot	Pts Off	Fum	Int	Total	Pts Off	
RMU	1	0	1	0	2	0	2	14	+1
Sam Houston	1	0	1	3	0	0	0	0	+1
Utah State	0	0	0	0	1	1	2	14	+2
San Jose St.	0	0	0	0	0	1	1	7	+1
San Diego St.									
Wyoming									
Navy									
Colorado St.									
Army									
Hawaii									
UNLV									
Boise State									
<b>Totals</b>									

### AIR FORCE DRIVE ANALYSIS

Game	Total	TDs	FG	MFG	Punt	TO	Downs	3&Out	End of Half
RMU	9	6	0	0	0	1	2	0	1
Sam Houston	10	1	2	0	4	1	1	3	0
Utah State	10	5	1	0	3	0	0	2	1
San Jose St.	9	6	1	0	1	0	0	1	1
San Diego St.									
Wyoming									
Navy									
Colorado St.									
Army									
Hawaii									
UNLV									
Boise State									

### AIR FORCE LONG DRIVE

Category	Stat	Opponent	Drive	Result
Plays:	13	San Jose State	13-71-7:38	Touchdown
Yards:	88	Robert Morris	11-88-5:46	Touchdown
TOP:	8:43	Utah State	13-59-8:43	End of Half

**Quickest Scoring Drive (TD):** Robert Morris, :51 (2-80-:51)

### OPPONENT DRIVE ANALYSIS

Game	Total	TDs	FG	MFG	Punt	TO	Downs	3&Out	End of Half
RMU	10	1	0	0	6	2	0	3	1
Sam Houston	9	0	1	0	8	0	0	6	0
Utah State	9	3	0	0	3	2	1	1	0
San Jose St.	9	3	0	0	2	1	2	2	0
San Diego St.									
Wyoming									
Navy									
Colorado St.									
Army									
Hawaii									
UNLV									
Boise State									

### OPPONENT LONG DRIVE

Category	Stat	Opponent	Drive	Result
Plays:	15	Utah State	15-55-4:32	Downs
Yards:	79	Utah State	10-79-3:28	Touchdown
TOP:	6:49	Sam Houston	13-33-6:49	Field Goal

**Quickest Scoring Drive (TD):** Robert Morris, 2:02 (7-65-2:02)

## 2023 GAME-BY-GAME STATISTICS

### PASSING

(Comp-Att-Int-Yards-TDs-Lg)

Opponent	5 Jensen Jones	9 Zac Larrier	12 John Busha	15 Ben Brittain	17 Cannon Turner
Robert Morris	0-0-0-0-0	2-3-0-95-1-84	0-0-0-0-0	0-0-0-0-0	0-0-0-0-0
Sam Houston	DNP	1-3-0-14-0-14	DNP	DNP	DNP
Utah State	0-0-0-0-0	3-4-0-84-0-49	DNP	DNP	DNP
San Jose State	0-0-0-0-0	2-2-0-28-0-22	DNP	DNP	DNP
San Diego State					
Wyoming					
Navy					
Colorado State					
Army					
Hawaii					
UNLV					
Boise State					

### RUSHING

(Att-Yds-TD-Lg)

Player	RMU	SHS	USU	SJSU	SDSU	Wyo	Navy	CSU	Army	Hawaii	UNLV	BSU
4-Emmanuel Michel	4-15-4-0	8-53-0-12	28-106-3-8	33-148-3-17								
5-Jensen Jones	5-35-12-1	DNP	0-0-0-0	0-0-0-0								
8-Kade Frew	1-3-3-0	DNP	0-0-0-0	0-0-0-0								
9-Zac Larrier	14-99-26-2	19-65-0-12	10-56-1-21	11-39-0-8								
10-Jalen Johnson	0-0-0-0	0-0-0-0	1-3-0-3	0-0-0-0								
12-John Busha	3-12-6-0	DNP	DNP	DNP								
15-Ben Brittain	1-7-7-0	DNP	DNP	DNP								
17-Cannon Turner	3-5-3-0	DNP	DNP	DNP								
20-Dylan Carson	5-50-29-0	3-15-0-7	1-1-0-1	11-63-0-14								
21-Cade Harris	1-3-3-1	0-0-0-0	0-0-0-0	0-0-0-0								
24-John Lee Eldridge III	4-72-65-0	6-22-0-11	7-58-1-13	10-102-2-34								
26-Owen Burk	6-37-27-1	18-75-1-10	15-110-0-24	DNP								
27-Kaden Cloud	2-11-11-0	DNP	DNP	DNP								
28-Adain Calvert	2-21-12-0	2-15-0-18	1-6-0-6	5-45-0-14								
33-Jet Harris	1-4-4-0	1-3-0-3	0-0-0-0	2-5-1-3								
34-Darius Stone	1-6-6-0	DNP	0-0-0-0	DNP								

### RECEIVING

(Att-Yds-TD-Lg)

Player	RMU	SHS	USU	SJSU	SDSU	Wyo	Navy	CSU	Army	Hawaii	UNLV	BSU
2-Brandon Engel	0-0-0-0	0-0-0-0	1-28-0-28	0-0-0-0								
13-Jared Roznos	2-95-84-1	0-0-0-0	1-40-0-49	1-22-0-22								
23-Dane Kinamon	DNP	0-0-0-0	1-7-0-7	1-6-0-6								
24-John Lee Eldridge III	0-0-0-0	1-14-0-14	0-0-0-0	0-0-0-0								



## 2023 GAME-BY-GAME STATISTICS

### TACKLES

(UT-AT-TOTAL)

Player	RMU	SHS	USU	SJSU	SDSU	Wyo	Navy	CSU	Army	Hawaii	UNLV	BSU
0-Trey Williams	0-0-0	0-0-0	1-4-5	1-1-2								
3-Jamari Bellamy	1-0-1	2-0-2	3-0-3	1-2-3								
5-Corey Collins	DNP	0-0-0	0-0-0	1-0-1								
7-Trey Taylor	3-3-6	4-1-5	4-2-6	4-4-8								
8-Bo Richter	3-0-3	4-0-4	2-1-3	0-0-0								
9-Levi Brown	1-0-1	0-0-0	0-0-0	0-0-0								
10-Jalen Mergerson	1-2-3	0-0-0	0-0-0	0-2-2								
11-Camby Goff	2-1-3	DNP	DNP	DNP								
12-Patrick Dahlen	2-1-3	0-0-0	0-0-0	2-0-2								
13-PJ Ramsey	3-2-5	1-1-2	2-1-3	0-0-0								
14-K.C. Beard	0-0-0	0-0-0	0-0-0	1-2-3								
16-Jayden Goodwin	0-2-2	2-2-4	2-3-5	1-3-4								
17-Zion Kelly	0-0-0	0-0-0	1-0-1	0-0-0								
18-Elijah Sanders	0-1-1	0-0-0	DNP	0-0-0								
19-CJ Boyd	0-0-0	1-0-1	3-3-6	1-0-1								
20-Jake Smith	1-0-1	1-0-1	0-0-0	0-0-0								
22-Jerome Gaillard, Jr.	4-1-5	3-1-4	2-0-2	4-1-5								
27-Juliam Williams	0-0-0	DNP	DNP	1-0-1								
28-Terrance Cullivan	0-1-1	DNP	DNP	DNP								
30-Tyme Collins	0-0-0	1-0-1	0-0-0	DNP								
32-Osaro Aihie	0-0-0	0-0-0	0-0-0	0-1-1								
35-Jack Curtis	0-1-1	DNP	DNP	DNP								
40-Alec Mock	2-1-3	6-5-11	8-3-11	2-4-6								
41-Jackson Adams	2-0-2	DNP	DNP	DNP								
44-J. Youngblood	3-4-7	3-1-4	3-0-3	2-4-6								
46-Zach Juckel	0-0-0	1-0-1	1-0-1	1-2-3								
54-Are'an Burr	0-1-1	DNP	DNP	DNP								
55-Kupono Blake	0-1-1	0-0-0	0-1-1	0-0-0								
62-James Tomasi	2-0-2	0-0-0	0-1-1	0-1-1								
87-Caden Blum	0-0-0	DNP	0-0-0	0-0-0								
92-A. BoisD'Engien	1-0-1	DNP	DNP	DNP								
95-Daniel Grobe	0-0-0	0-0-0	0-1-1	0-0-0								
96-Payton Zdroik	DNP	5-1-6	0-1-1	DNP								
99-Aidan Schwartz	0-0-0	0-0-0	0-0-0	1-0-1								
<b>Total</b>	<b>31-22-53</b>	<b>34-12-46</b>	<b>33-20-53</b>	<b>26-26-52</b>								

### TACKLES FOR LOSS

(#-Yds)

Player	RMU	SHS	USU	SJSU	SDSU	Wyo	Navy	CSU	Army	Hawaii	UNLV	BSU
0-Trey Williams			0.5-4									
3-Jamari Bellamy	1.0-2											
7-Trey Taylor	0.5-1		2.0-4	1.0-1								
8-Bo Richter	1.0-3	2.0-21	0.5-1									
13-PJ Ramsey	2.5-12	1.0-9	2.5-10									
19-CJ Boyd			1.0-4									
22-Jerome Gaillard		1.0-1		1.0-1								
40-Alec Mock		1.0-5	2.0-14									
41-Jackson Adams	1.0-3											
62-James Tomasi	1.0-7											
96-Payton Zdroik	DNP	1.0-8										
<b>Total</b>	<b>7.0-28</b>	<b>6.0-44</b>	<b>9.0-40</b>	<b>2.0-2</b>								

### QUARTERBACK SACKS

(#-Yds)

Player	RMU	SHS	USU	SJSU	SDSU	Wyo	Navy	CSU	Army	Hawaii	UNLV	BSU
0-Trey Williams			0.5-4									
7-Trey Taylor			0.5-3									
8-Bo Richter		2.0-21										
13-PJ Ramsey	1.0-7	1.0-9	1.5-5									
40-Alec Mock			2.0-14									
62-James Tomasi	1.0-7											
95-Daniel Grobe			0.5-3									
96-Payton Zdroik	DNP	1.0-8										
<b>Total</b>	<b>2.0-14</b>	<b>4.0-38</b>	<b>5.0-29</b>	<b>0.0-0</b>								

## 2023 INDIVIDUAL CAREER HIGHS

### RUSHING

Name	Attempts	Yards	TDs	Long
4-Emmanuel Michel	23, San Jose State, 2023	148, San Jose State, 2023	3, San Jose State, 2023	64, UNLV, 2021
5-Jensen Jones	5, Robert Morris, 2023	35, Robert Morris, 2023	1, Robert Morris, 2023	15, Northern Iowa, 2022
8-Kade Frew	1, Robert Morris, 2023	3, Robert Morris, 2023	0	3, Robert Morris, 2023
9-Zac Larrier	19, Sam Houston, 2023	99, Robert Morris, 2023	2, Robert Morris, 2022	28, Colorado, 2022
10-Jalen Johnson	1, Utah State, 2022	80, Northern Iowa, 2022	1, Northern Iowa, 2022	80, Northern Iowa, 2022
12-John Busha	3, Robert Morris, 2023	12, Robert Morris, 2023	0	6, Robert Morris, 2023
15-Ben Brittain	3, Nevada, 2022	25, Nevada, 2022	0	19, Nevada, 2022
17-Cannon Turner	3, Robert Morris, 2023	5, Robert Morris, 2023	0	3, Robert Morris, 2023
20-Dylan Carson	11, San Jose State, 2023	63, San Jose State, 2023	0	29, Robert Morris, 2023
21-Cade Harris	1, Robert Morris, 2023	3, Robert Morris, 2023	1, Robert Morris, 2023	3, Robert Morris, 2023
23-Dane Kinamon	8, Colorado State, 2021	77, Northern Iowa, 2022	1, Northern Iowa, 2022	71, Northern Iowa, 2022
24-John Lee Eldridge III	13, Wyoming, 2022	116, UNLV, 2022	1, Utah State, 2023	65, Robert Morris, 2023
26-Owen Burk	18, Sam Houston, 2023	110, Utah State, 2023	1, Sam Houston, 2023	27, Robert Morris, 2023
27-Kaden Cloud	2, Robert Morris, 2023	11, Robert Morris, 2023	1	11, Robert Morris, 2023
28-Aidan Calvert	2, Robert Morris, 2023	24, UNLV, 2022	1, Nevada, 2022	18, Sam Houston, 2023
33-Jet Harris	11, Nevada, 2022	44, Nevada, 2022	1, San Jose State, 2023	9, Nevada, 2022
34-Darius Stone	1, Robert Morris, 2023	6, Robert Morris, 2023	0	6, Robert Morris, 2023

### PASSING

Name	Completions	Attempts	Yards	TDs	Long
5-Jensen Jensen	0	1, UNLV, 2022	0	0	0
9-Zac Larrier	3, Utah State, 2023	4, Utah State, 2023	95, RMU, 2023	1, RMU, 2023	84, RMU, 2023
15-Ben Brittain	1, Nevada, 2022	1, Boise State, 2022	80, Nevada, 2022	1, Nevada, 2022	80, Nevada, 2022

### RECEIVING

Name	Catches	Yards	TDs	Long
2-Engel	2, Utah State, 2022	28, Utah State, 2023	0	28, Utah State, 2023
9-Larrier	1, Army, 2022	37, Boise State, 2022	0	37, Boise State, 2022
13-Roznos	2, Robert Morris, 2023	95, Robert Morris, 2023	1, Robert Morris, 2023	84, Robert Morris, 2023
21-Harris	2, Wyoming, 2022	45, Wyoming, 2022	1, Wyoming, 2022	41, Wyoming, 2022
23-Kinamon	4, Army, 2021	80, Northern Iowa, 2022	1, Northern Iowa, 2022	80, Northern Iowa, 2022
24-Eldridge III	1, Sam Houston, 2023	14, Sam Houston, 2023	0	14, Sam Houston, 2023
81-Bryant	1, Northern Iowa, 2022	7, Northern Iowa, 2022	0	7, Northern Iowa, 2022
84-Rillos	1, Baylor, 2022	40, Louisville, 2021	1, Baylor, 2022	40, Louisville, 2021

## 2023 INDIVIDUAL CAREER HIGHS

### TACKLES

Name	UT	AT	Total Tackles	TFLs (Includes sacks)
0-Trey Williams	2, Nevada, 2022	4, Utah State, 2023	5, Utah State, 2023	1.0, San Diego St., 2022
3-Jamari Bellamy	6, Utah State, 2022	4, Utah State, 2022	10, Utah State, 2022	0.5, Utah State, 2022
6-Matthew Malloy	3, Utah State, 2020	3, Utah State, 2020	6, Utah State, 2020	1.0, Utah State, 2020
7-Trey Taylor	9, San Diego State, 2021	7, Colorado State, 2021	11, San Diego, 2021	2.0, Utah State, 2023
8-Bo Richter	4, Sam Houston, 2023	7, Navy, 2022	7, Navy, 2022	2.0, Sam Houston, 2023
9-Levi Brown	1, Robert Morris, 2023	0	1, Robert Morris, 2023	
10-Jalen Mergerson	1, Robert Morris, 2023	3, UNLV, 2022	4, UNLV, 2022	
11-Camby Goff	6, Wyoming, 2022	5, Colorado State, 2021	10, Colorado State, 2021	1.0, Louisville, 2021
12-Patrick Dahlen	2, San Jose State, 2023	1, Robert Morris, 2023	3, Robert Morris, 2023	
13-PJ Ramsey	3, Robert Morris, 2023	2, Robert Morris, 2023	5, Robert Morris, 2023	2.5, Utah State, 2023
14-K.C. Beard	1, San Jose State, 2023	2, San Jose State, 2023	3, San Jose State, 2023	
15-Jake Martin	1, Baylor, 2022	1, Nevada, 2022	1, Baylor, 2022	
16-Jayden Goodwin	5, Baylor, 2022	5, Boise State, 2022	9, Baylor, 2022	1.5, San Diego St., 2022
18-Elijah Sanders	1, Northern Iowa, 2022	1, Robert Morris, 2023	2, Northern Iowa, 2022	
19-CJ Boyd	4, Northern Iowa, 2022	3, Utah State, 2023	4, Northern Iowa, 2022	1.0, Utah State, 2023
20-Jake Smith	1, Sam Houston, 2023		1, Sam Houston, 2023	
22-Jerome Gaillard, Jr.	4, San Jose State, 2023	1, San Jose State, 2023	5, San Jose State, 2023	1.0, Sam Houston, 2023
24-Robert Mbroh	0	1, Northern Iowa, 2022	1, Northern Iowa, 2022	
28-Terrance Cullivan	0	1, Robert Morris, 2023	1, Robert Morris, 2023	
30-Tyme Collins	1, Sam Houston, 2023		1, Sam Houston, 2023	
32-Osaro Aihie	1, Northern Iowa, 2022	2, UNLV, 2022	2, UNLV, 2022	
35-Jack Curtis	0	1, Robert Morris, 2023	1, Robert Morris, 2023	
40-Alec Mock	8, Utah State, 2023	11, Navy, 2022	13, Navy, 2022	2.0, Utah State, 2023
41-Jackson Adams	2, Robert Morris, 2023	0	2, Robert Morris, 2023	1.0, Robert Morris, 2023
44-J. Youngblood	4, Baylor, 2022	6, Boise State, 2022	8, Boise State, 2022	1.0, Army, 2021
46-Zach Juckel	1, San Jose State, 2023	2, San Jose State, 2023	3, San Jose State, 2023	
48-Jayden Thiergood	3, Navy, 2022	3, Colorado State, 2021	4, Boise State, 2022	2.0, Nevada, 2021
54-Are'an Burr	0	1, Robert Morris, 2023	1, Robert Morris, 2023	
55-Kupono Blake	1, Navy, 2020	1, Utah State, 2023	1, Utah State, 2023	
62-James Tomasi	2, Robert Morris, 2023	0	2, Robert Morris, 2023	1.0, Robert Morris, 2023
87-Caden Blum				
93-And. BoisD'Enghien	1, Robert Morris, 2023		1, Robert Morris, 2023	
96-Payton Zdroik	5, Sam Houston, 2023	2, Army, 2022	6, Sam Houston, 2023	2.0, Baylor, 2022

## 2023 THE LAST TIME

### A kickoff was returned for a touchdown

AF: ..... Tim McVey vs. Georgia State, Sept. 10, 2016 (99 yards)  
Opp: ..... Jawhar Jordan, Louisville, Dec. 28, 2021 (100 yds)

### A punt was returned for a touchdown

AF: ..... Garrett Brown vs. Morgan State, Sept 5, 2015 (75 yds)  
Opp: ..... Donovan Peoples-Jones, Michigan, Sept. 16, 2017 (79 yds)

### An interception was returned for touchdown

AF: ..... Zane Lewis vs. Colorado State, Nov. 16, 2019 (99 yards)  
Opp: ..... Calvin Munson, San Diego State, Nov. 21, 2014 (56 yds)

### A fumble was returned for a touchdown

AF: ..... Christopher Musselman vs. Utah St., Sept. 22, 2018 (21 yds)  
Opp: ..... Mohamed Kamara, Colorado State, Nov. 16, 2019 (63 yards)

### A punt was blocked

AF: ..... Price Morgan vs. Wyoming, Nov. 30, 2019  
Opp: ..... Kaelin Himphill, San Diego State, Oct. 12, 2018

### A blocked punt resulted in a touchdown

AF: ..... Garrett Kauppila vs. FAU, Sept. 8, 2018  
(Recovered by Lakota Wills and returned 5 yards for a TD)  
Opp: ..... Kaelin Himphill, San Diego State, Oct. 12, 2018  
(Trenton Thompson recovered and ran back 19 yds for a TD)

### A field goal was blocked

AF: ..... Michael Purcell vs. New Mexico, Nov. 20, 2020  
Opp: ..... David Nixon, BYU, Nov. 15, 2008

### A blocked field goal resulted in a touchdown

AF: ..... Terry Maki and A.J. Scott vs. Notre Dame, Oct. 5, 1985  
(Maki blocked Carney's 37-yard field goal and Scott return 77 yards for a TD)  
Opp: ..... Trevor Laws and Terrail Lambert, Notre Dame, Nov. 11, 2006  
(Laws blocked kick and Lambert returned it 76 yards for TD)

### An extra point was blocked

AF: ..... Jordan Jackson vs. Utah State, Sept. 18, 2021  
Opp: ..... San Jose State, Sept. 27, 2019

### A safety was scored

AF: ..... Team (Navy snap over punter's head) vs.  
Navy, Sept. 11, 2021  
Opp: ..... Utah, Sept. 20, 2008 (Punter Ryan Harrison fumbled out  
of end zone)

### There was a shutout

AF: ..... Air Force vs. New Mexico, Nov. 20, 2020 (28-0)  
Opp: ..... Army, Nov. 4, 2017 (21-0)

### There was a 100-yard rusher

AF: ..... Emmanuel Michel vs. San Jose State, Sept. 22, 2023 (148 yds)  
John Lee Eldridge III vs. San Jose State, Sept. 22, 2023 (102 yds)  
Opp: ..... Calvin Tyler, Utah State, Oct. 8, 2022 (109 yards)

### There was a 100-yard receiver

AF: ..... David Cormier vs. Navy, Oct. 1, 2022 (120 yards)  
Opp: ..... Brian Cobbs, Utah State, Oct. 8, 2022 (136 yards)

### There was a 300-yard passer

AF: ..... Donald Hammond III, New Mexico, Nov. 23, 2019 (327 yards)  
Opp: ..... Carson Strong, Nevada, Nov. 19, 2021 (340 yards)

### The team did not score a touchdown

AF: ..... Air Force vs. Army, Nov. 4, 2017 (L 21-0)  
Opp: ..... San Diego State, Nov. 26, 2022 (L 13-3)

### A player blocked two kicks in a game

AF: ..... Alex Hansen vs. UNLV, Nov. 21, 2013 (2 PATs)  
Opp: ..... Ray Jackson, CSU, Sept. 16, 1995 (PAT/FG)

### A team blocked more than one kick in a game

AF: ..... Air Force vs. UNLV, Nov. 21, 2013 (2 PATs)  
Opp: ..... Navy, Oct. 4, 2008 (2 Punts - both returned for touchdowns)

### A defensive extra point was scored

AF: ..... Air Force vs. New Mexico, Nov. 23, 2019 (Milton Bugg III)  
Opp: ..... Utah, Nov. 12, 1994

## Air Force Miscellaneous

### An Air Force player had two interceptions in a game

Jeremy Fejedelem vs. Wyoming, Nov. 30, 2019 (2 INTs)

### There was a scoreless tie with Air Force

Air Force vs. Wyoming, Sept. 10, 1977

### There was a scoreless tie at halftime

Air Force vs. Army, Nov. 6, 2021 (Army 21, Air Force 14)

### Air Force was shutout in the first-half

Air Force vs. Wyoming, Sept. 16, 2022 (Trailed 10-0)  
(FINAL: Wyoming 17, Air Force 14)

### Two Air Force players had two interceptions in a game

Antony Wright (3), Chris Thomas (2) vs. Houston, Dec. 31, 2009

### Air Force did not have a turnover

Air Force vs. San Jose State, Sept. 22, 2023

### Air Force did not have any penalties

Air Force vs. Wyoming, Sept. 16, 2022

### Air Force didn't have any penalties or turnovers

Air Force vs. Wyoming, Sept. 16, 2022

### Air Force did not punt in a game

Air Force vs. Robert Morris, Sept. 2, 2023

### Air Force played an overtime game

Air Force vs. Nevada, Nov. 19, 2021 (AF 41, Nevada 39 3OT)

### Air Force had two or more players rush for 100 or more yards

Air Force vs. San Jose State, Sept. 22, 2023  
(Emmanuel Michel 33-148-3, John Lee Eldridge III 10-102-2)

### Air Force had two players with 100 or more yards receiving

Air Force vs. New Mexico, Nov. 23, 2019  
(Ben Waters 171, Geraud Sanders 156)

### An Air Force player had 100 yards rushing and receiving

Timothy McVey at New Mexico, Nov. 28, 2015 (105 rush, 157 receiving)

### An Air Force player had 200 yards passing and 100 yards rushing

Isaiah Sanders at UNLV, Oct. 19, 2018 (217 passing, 173 rushing)

### Air Force didn't have a rushing touchdown

Air Force vs. Navy, Oct. 1, 2022

### Air Force had more passing yards than rushing yards

Air Force vs. Louisville, Dec. 28, 2021 (Rushing 170, Passing 252)

### AFA had two safeties in a game

Brandon Reeves and Jake Paulson vs. Southern Utah, Aug. 30, 2008

### Air Force had more passing yards than the opponent

Air Force vs. Army, Nov. 5, 2022 (AF 98, Army 67)

### Air Force was out-rushed by an opponent

Air Force vs. Wyoming, Sept. 16, 2022 (AF 171, Wyoming 180)

### Air Force was held under 100 yards rushing

Air Force vs. Robert Morris, Sept. 2, 2023 (26-43-0)

### Air Force scored two defensive touchdowns in the same game

Reggie Rembert (47 fumble), Anthony Wright (47 int), SDSU, Sept. 26, 2009

### Air Force had two non-offensive touchdowns in the same game

Roland Ladipo (22 INT), Garrett Brown (75 PR), Morgan State, Sept. 5, 2015

### Air Force converted a two point conversion after a touchdown

Air Force vs. Utah State, Sept. 15, 2023 (Emmanuel Michel run)

## 2023 GAME RECAPS

### 1 Air Force 42, RMU 7 Sept. 2, Falcon Stadium

Team	1	2	3	4	OT	Final
RMU	0	0	0	7	--	7
Air Force	14	14	7	7	--	42

#### Scoring

AF-Harris 3 run (Dapore), 1/11:22  
 AF-Larrier 26 run (Dapore), 1/3:27  
 AF-Roznos 84 pass-Larrier (Dapore), 2/12:31  
 AF-Burk 27 run (Dapore), 2/1:58  
 AF-Larrier 4 run (Dapore), 3/13:53  
 AF-J. Jones 7 run (Tubbs), 4/13:33  
 RM-Jackson 1 pass-Chiccitt (Jenkins), 4/10:35

Team Statistics	RMU	AF
First Downs	9	24
(R-P-Pen)	(5-4-0)	(19-2-3)
NET Rushing Att-Yds	26-43	56-374
NET PASSING YARDS	113	95
Passing (C-A-I)	18-24-0	2-3-0
TOTAL OFFENSE	50-156	59-469
Avg. Per Play	3.1	7.9
Fumbles	4-2	3-1
Penalties	9-61	2-10
Punts (#-Avg)	6-44.3	0-0
Punt Returns	0-0	2-(-1)
Kickoff Returns	3-91	1-16
Interceptions	0-0	0-0
Fumble Returns	0-0	0-0
Possession Time	27:49	32:11
Third Downs	3-11	6-10
Fourth Downs	0-1	1-3
Sacks By:	0-0	2-14
Attendance:	30,142	

#### Individual Statistics

**Rushing (Att-Yds-TD): AF** - Larrier 14-99-2, Eldridge III 4-72-0, Carson 5-50-0, Burk 6-37-1, Jones 5-35-1, Calvert 2-21-0, Michel 4-15-0, Busha 3-12-0, Cloud 2-11-0, Brittain 1-7-0, Stone 1-6-0, Turner 3-5-0, J. Harris 1-4-0, C. Harris 1-3-1, Frew 1-3-0, TEAM 3-(-6)-0. **RMU** - O'Sullivan 9-39-0, Bonus 4-14-0, Lucas 1-10-0, Turcios 0-5-0, Ridgley 1-2-0, Smith 1-(-2)-0, Jones 2-(-2)-0, Dickerson 1-(-3)-0, Chiccitt 3-(-3)-0, Szalkowski 3-(-8)-0.

**Passing (Comp-Att-I-Yds-TD): AF** - Larrier 2-3-0-95-1. **RMU** - Chiccitt 14-18-0-99-1, Szalkowski 4-6-0-14-0.

**Receiving (Att-Yds-TD): AF** - Roznos 2-95-1. **RMU** - Robinson 3-36-0, Jackson 3-23-0, Becker 2-14-0, Jones 2-8-0, Fetterman 2-3-0, Cooper 1-12-0, Ridgley 1-7-0, Westry 1-6-1, Bonus 1-5-9, O'Sullivan 1-3-0, Dickerson 1-(-4)-0.

**Tackle Leaders (UT-AT-TT): AF** - Youngblood 3-4-7, Taylor 3-3-6, Gaillard 4-1-5, Ramsey 3-2-5, Rickter 3-0-3, Goff 2-1-3, Dahlen 2-1-3, Dahlen 2-1-3, Mock 2-1-3, Mergerson 1-2-3, Adams 2-0-2, Tomasi 2-0-2, Goodwin 0-2-2, Brown 1-0-1, Bellamy 1-0-1, Smith 1-0-1, BoisD'Enghien 1-0-1, Blake 0-1-1, Sanders 0-1-1, Cullivan 0-1-1, Burr 0-1-1, Curtis 0-1-1. **RMU (Leaders)** - Shegog 7-5-12, Louis 4-2-6, Fairman 4-1-5, Pierce 3-2-5, Borwn 2-3-5, King 1-4-5, Kiakite 2-2-4, Barber 2-2-4.

### 2 Air Force 13, Sam Houston 3 Sept. 9, NRG Stadium (Houston)

Team	1	2	3	4	OT	Final
S. Houston	0	0	3	0	--	3
Air Force	0	3	0	10	--	13

#### Scoring

AF-Dapore 42 FG, 2/8:36  
 SH-Sessums 45 FG, 3/6:03  
 AF-Depore 42 FG, 4/13:41  
 AF-Burk 5 run (Dapore), 4/5:14

Team Statistics	SH	AF
First Downs	6	18
(R-P-Pen)	(6-0-0)	(16-1-1)
NET Rushing Att-Yds	30-36	59-244
NET PASSING YARDS	44	14
Passing (C-A-I)	8-14-0	1-3-0
TOTAL OFFENSE	44-80	62-258
Avg. Per Play	1.8	4.2
Fumbles	0-0	3-1
Penalties	2-25	2-20
Punts (#-Avg)	8-43.1	4-43.8
Punt Returns	0-0	0-0
Kickoff Returns	3-33	1-19
Interceptions	0-0	0-0
Fumble Returns	0-0	0-0
Possession Time	23:22	36:38
Third Downs	3-13	5-13
Fourth Downs	1-1	0-1
Sacks By:	2-11	4-38
Attendance:	25,121	

#### Individual Statistics

**Rushing (Att-Yds-TD): AF** - Burk 18-75-1, Larrier 19-65-0, Michel 8-53-0, Eldridge III 6-22-0, Calvert 2-15-0, Carson 3-15-0, J. Harris 1-3-0, TEAM 2-(-4)-0. **SH** - Hrbacek 10-29-0, Pannell 3-8-0, Gentry 2-6-0, Crawford III 2-3-0, Showmaker 13-(-10)-0.

**Passing (Comp-Att-I-Yds-TD): AF** - Larrier 1-3-0-14-0. **SH** - Showmaker 8-14-0-44-0.

**Receiving (Att-Yds-TD): AF** - Eldridge III 1-14-0. **SH** - Adeyi 3-20-0, Smith 3-12-0, Hrbacek 2-12-0.

**Tackle Leaders (UT-AT-TT): AF** - Mock 6-5-11, Zdroik 6-2-8, Taylor 4-1-5, Richter 4-0-4, Gaillard 3-1-4, Youngblood 3-1-4, Goodwin 2-2-4, Bellamy 2-0-2, Ramsey 1-1-2, T. Collins 1-0-1, Boyd 1-0-1, Juckel 1-0-1, Smith 1-0-1. **SH** - Williams 11-3-14, Nixon 6-2-8, Gaither 6-1-7, Scott 4-2-6, Crosby 2-2-4, Murray 3-0-3, Jackson 3-0-3, Weaver 2-0-2, Downes 2-0-2, Hobbs 2-0-2, Smith 2-0-2, Mason 0-2-2, Armstead 1-0-1, Escobar 1-0-1, Leon 1-0-1, Aribisala 1-0-1, Fields 1-0-1, Edmonson 0-1-1, Hayes 0-1-1.

### 3 Air Force 39, Utah State 21 Sept. 15, Falcon Stadium

Team	1	2	3	4	OT	Final
Utah State	0	7	7	7	--	21
Air Force	22	10	7	0	--	39

#### Scoring

AF-Michel 1 run (Michel run), 1/7:04  
 AF-Larrier 4 run (Dapore), 1/5:17  
 AF-Michel 2 run (Dapore), 1/1:11  
 AF-Eldridge III 13 run (Dapore), 2/11:15  
 US-Vaughn 2 pass-Hillstead (Nimrod), 2/1:58  
 AF-Dapore 49 FG, 2/:00  
 AF-Michel 1 run (Dapore), 3/8:45  
 US-Royals 9 pass-Hillstead (Nimrod), 3/5:10  
 US-Davis 6 pass-Hillstead (Nimrod), 4/8:43

Team Statistics	USU	AF
First Downs	20	24
(R-P-Pen)	(5-11-4)	(21-3-0)
NET Rushing Att-Yds	26-54	64-344
NET PASSING YARDS	248	84
Passing (C-A-I)	20-35-1	3-4-0
TOTAL OFFENSE	61-302	68-428
Avg. Per Play	5.0	6.3
Fumbles	1-1	0-0
Penalties	4-17	6-60
Punts (#-Avg)	3-41.7	3-40.3
Punt Returns	1-11	0-0
Kickoff Returns	2-39	0-0
Interceptions	0-0	1-8
Fumble Returns	0-0	0-0
Possession Time	21:20	38:40
Third Downs	3-11	9-13
Fourth Downs	2-3	1-1
Sacks By:	1-7	5-29
Attendance:	18,400	

#### Individual Statistics

**Rushing (Att-Yds-TD): AF** - Burk 15-110-0, Michel 28-106-3, Eldridge III 7-58-1, Larrier 10-56-1, Calvert 1-6-0, Kinamon 1-4-0, Johnson 1-3-0, Carson 1-1-0. **USU** - Faison 7-40-0, Booth 7-19-0, Hillstead 7-20-0, Williams 2-(-1)-0, Legas 3-(-10)-0.

**Passing (Comp-Att-I-Yds-TD): AF** - Larrier 3-4-0-49-1. **USU** - Hillstead 18-27-0-2-2-3, Legas 2-7-1-46-0, Williams 0-1-0-0-0.

**Receiving (Att-Yds-TD): AF** - Roznos 1-49-0, Engel 1-28-0, Kinamopn 1-3-0. **USU** - Vaughn 6-61-1, Davis 4-84-1, Royals 4-52-1, Lane 4-36-0, Booth 1-9-0, Bowman 1-6-0.

**Tackle Leaders (UT-AT-TT): AF** - Mock 8-3-11, Taylor 4-2-6, Boyd 3-3-6, Goodwin 2-3-5, Williams 1-4-5, Bellamy 3-0-3, Youngblood 3-0-3, Richter 2-1-3, Ramsey 2-1-3, Gaillard 2-0-2, Juckel 1-0-1, Kelly 1-0-1, Chesney 1-0-1, Blake 0-1-1, Tomasi 0-1-1, Grobe 0-1-1. **USU** - Larsen 5-6-11, Joyce 4-7-11, Tafisi 4-5-9, Francois 4-4-8, Harris 4-1-5, Switzer 3-1-4, Moto'apuaka 2-2-4, Drew 1-3-4, Anyanwu 1-3-4, Dye 1-3-4, Strong 2-1-3, Fitzgerald 1-2-3, Tuiaki 2-0-2, Ward 1-1-2, Mells 0-2-2, Migao 1-0-1, Royald 1-0-1, Maile 1-0-1, Mosley 1-0-1, Dickerson 1-0-1, Vakauta 0-1-1, Pili 0-1-1, Barthiel 0-1-1.

**4 Air Force 45 San Jose State 20**  
**Sept. 22, CEFCU Stadium (San Jose)**

Team	1	2	3	4	OT	Final
San Jose St.	6	14	0	0	--	20
Air Force	3	14	7	21	--	45

**Scoring**

SJ-Cordeiro 10 run (Halvorsen NG), 1/10:43  
 AF-Tubbs 30 FG, 1/3:02  
 AF-Michel 17 run (Tubbs), 2/10:53  
 SJ-Robinson 29 run (Halvorsen), 2/7:57  
 SJ-Robinson 1 run (Halvorsen), 3:24  
 AF-Michel 4 run (Tubbs), 2/:25  
 AF-Eldridge III 5 run (Tubbs), 3/6:18  
 AF-Michel 1 run (Tubbs), 4/12:50  
 AF-Eldridge 34 run (Tubbs), 4/7:51  
 AF-J. Harris 2 run (Tubbs), 4/2:20

Team Statistics	SJSU	AF
First Downs	18	25
(R-P-Pen)	(6-11-1)	(23-2-0)
NET Rushing Att-Yds	17-115	73-400
NET PASSING YARDS	239	28
Passing (C-A-I)	24-35-1	2-2-0
TOTAL OFFENSE	52-354	75-428
Avg. Per Play	6.8	5.7
Fumbles	1-0	0-0
Penalties	6-48	4-43
Punts (#-Avg)	2-34.0	1-35.0
Punt Returns	1-1	0-0
Kickoff Returns	5-81	0-0
Interceptions	0-0	1-51
Fumble Returns	0-0	0-0
Possession Time	39:05	20:55
Third Downs	3-8	10-15
Fourth Downs	0-2	3-3
Sacks By:	0-0	0-0
Attendance:	16,124	

**Individual Statistics**

**Rushing (Att-Yds-TD): AF-** Michel 33-148-3, Eldridge III 10-102-2, Carson 11-63-0, Calvert 5-45-0, Larrier 11-39-0, J. Harris 2-5-1, TEAM 1-(-2)-0. **SJSU** - Robinson 7-82-2, Cordeiro 6-20-1, Bates 1-7-0, Conley 1-7-0, Nash 1-0-0.

**Passing (Comp-Att-I-Yds-TD): AF-** Larrier 2-2-0-28-0. **SJSU** - Cordeiro 24-35-1-239-0.

**Receiving (Att-Yds-TD): AF-** Roznos 1-22-0, Kinamon 1-6-0. **SJSU** - Mazotti 5-60-0, Conley 5-44-0, Nash 5-28-0, Ross 2-47-0, Loving-Black 2-33-0, Miller 2-14-0, Bates 2-6-0, Robinson 1-7-0.

**Tackle Leaders (UT-AT-TT): AF-** Taylor 4-4-8, Mock 4-2-6, Youngblood 2-4-6, Gaillard 4-1-5, Goodwin 1-3-4, Bellamy 1-2-3, Juckel 1-2-3, Beard 1-2-3, Dahlen 2-0-2, Williams 1-1-2, Kelly 1-1-2, Mergerson 0-2-2, Swartz 1-0-1, Boyd 1-0-1, Williams 1-0-1, Collins 1-0-1, Tomasi 0-1-1, Aihie 0-1-1. **SJSU** - Latu 7-6-11, Jenkins 6-7-13, Smith 2-11-13, Lavulo 4-7-11, Parham 2-9-11, Kakviva 2-7-9, Pollard 3-2-5, Toia 2-3-5, Likio 2-3-5, Tago 1-4-5, Williams 3-0-3, Cobbs 2-0-2m Cole 1-1-2, Dansby 0-2-2.