



*Richie Williams is one of 22 Aztecs since 1975-76 in school history to have a game with at least 10 assists in a single outing.*

## Inside:

|                           |     |
|---------------------------|-----|
| Team Records              | 118 |
| Team Season Records       | 120 |
| Individual Game Records   | 122 |
| Top Game Performances     | 124 |
| Miscellaneous Records     | 126 |
| Individual Season Records | 128 |
| Individual Career Records | 131 |
| Freshman Records          | 134 |
| Mountain West Records     | 135 |
| Viejas Arena Records      | 137 |

# Team Records



2011 NCAA SWEET 16 ► BACK-TO-BACK MOUNTAIN WEST CONFERENCE CHAMPIONS

## Team Single-Game

### Points

#### Most Game

140 vs. Chapman (140-37), Jan. 15, 1954

#### Most Division I Game

138 vs. U.S. International (138-93), Feb. 20, 1986

#### Most Conference Game

115 vs. San Jose State (115-102), Feb. 12, 1971

#### Most Mountain West Game

96 vs. Wyoming (96-57), Jan. 29, 2011

#### Most Game/Both Teams

231 vs. U.S. International (138-93), Feb. 20, 1986 and vs. UNLV (113-118), Dec. 11, 1976

#### Most Conference Game/Both Teams

217 vs. San Jose State (115-102), Feb. 12, 1971

#### Most Mountain West Game/Both Teams

191 at Colorado State (89-102), March 3, 2003

#### Fewest Points/Game

3 vs. Alumni (3-24) at Stanford, Dec. 26, 1921

#### Fewest Points/Division I Game,

#### Fewest Points/Conference Game and

#### Fewest Points/Mountain West Game

38 at Utah (38-86), Feb. 11, 1999

### Rebounding

#### Most Game

75 vs. Portland State (86-53), Dec. 15, 1972

#### Most Mountain West Game

50 at Air Force (70-58), Feb. 19, 2011, vs. Utah (85-53), Feb. 8, 2011 and at New Mexico (73-68, ot), Feb. 20, 2007

### Field Goal Shooting

#### Most Field Goals/Game

56 vs. Chapman (140-37), Jan. 15, 1954 and Morgan State (128-68), Dec. 1, 1984

#### Most Field Goals/Mountain West Game

35 vs. Wyoming (96-57), Jan. 29, 2011

#### Most Field Goals Attempted/Game

109 vs. Brigham Young (91-123), Jan. 24, 1980

#### Most Field Goals Att./Mountain West Game

90 at Colorado State (82-92, 2ot), Jan. 24, 2004

#### Highest Field Goal Percentage/Game

74.1 percent (43-of-58) vs. UC Santa Barbara (96-70), March 2, 1978

#### Highest Field Goal Pct./Mountain West Game

63.8 percent (30-of-47) at Colorado State (85-81), Feb. 4, 2006

### Free Throw Shooting

#### Most Free Throws Made/Game

38 vs. Westmont (106-91), Dec. 10, 1992

#### Most Free Throws Made/Mountain West Game

33 vs. UNLV (91-93, ot), Feb. 12, 2005

#### Highest Free Throw Percentage/Game

100.0 percent (13-of-13) vs. Fresno State, Feb. 16, 1978

#### Highest Free Throw Pct./Mountain West Game

100.0 percent (12-of-12) at Air Force, Jan. 11, 2003

### Three-Point Field Goals

#### Most Three-Point Field Goals/Game

17 vs. Wyoming (33 att.) (96-57), Jan. 29, 2011

#### Most Three-Point FGs/Mountain West Game

17 vs. Wyoming (33 att.) (96-57), Jan. 29, 2011

#### Highest Three-Point Field Goal Percentage/Game

76.9 percent (10-of-13) vs. Southern Miss (79-51), Nov. 20, 2005 (min: 12 att.); 81.8 pct (9-of-11) vs. UCSD, Nov. 15, 2007 (min: 11 att)

#### Highest Three-Point FG Pct./Mountain West Game

69.2 percent (9-of-13) vs. New Mexico (75-69), Jan. 25, 2006 (min: 12 att.)

### Other Statistics

#### Most Assists/Game

34 vs. Portland State (110-80), Jan. 10, 1976

#### Most Assists/Mountain West Game

23 at Wyoming (83-85), Jan. 9, 2010 and vs. Colorado State (86-62), March 1, 2008

#### Most Steals/Mountain West Game

15 vs. Wyoming (81-88), Jan. 22, 2005

#### Most Turnovers/Game

46 at Lamar (65-90), Dec. 22, 1992

#### Most Turnovers/Mountain West Game

28 vs. UNLV (79-80), Jan. 26, 2002

#### Fewest Turnovers/Mountain West Game

4 vs. Utah (85-53), Feb. 8, 2011

#### Most Blocked Shots/Mountain West Game

11 vs. Wyoming (96-57), Jan. 29, 2011 and vs. Wyoming (85-88), Jan. 21, 2002

## Team Single-Season

### Wins/Losses

#### Most Wins/Season

34 in 2010-11 (34-3)

#### Most Wins/Division I Season

34 in 2010-11 (34-3)

#### Most Wins/Conference Season

14 in 2010-11 (14-2/MWC)

#### Most Wins/Mountain West Season

14 in 2010-11 (14-2)

#### Fewest Losses/Season

2 in 1931-32 (13-2-1)

#### Fewest Losses/Division I Season

3 in 2010-11 (34-3)

#### Fewest Losses/Conference Season

0 in 1922-23 (6-0/SCJC) and 1924-25 (6-0/SCJC)

#### Fewest Losses/Division I Conference Season

2 in 2010-11 (14-2/MWC)

#### Most Games Played/Season

37 in 2010-11 (34-3)

### Points

#### Most Points Scored/Season

2,660 in 2010-11 (71.9 points per game)

#### Highest Scoring Average/Season

86.9 in 1970-71 (2,261 points in 26 games)

#### Highest Scoring Margin/Division I Season

+12.6 in 2010-11 (34-3)

#### Fewest Points Scored/Division I Season

1,745 in 1998-99 and 1999-00

#### Lowest Scoring Average/Division I Season

62.3 in 1999-00 (1,745 points in 28 games)

#### Lowest Scoring Margin/Division I Season

-13.1 in 1991-92 (2-26)

### Rebounds

#### Most Rebounds/Season

1,476 in 1966-67 (50.9 per game)

#### Most Rebounds/Division I Season

1,396 in 2010-11 (37.7 per game)

#### Highest Rebound Average/Season

53.2 in 1971-72 (1,489 in 28 games)

#### Highest Rebound Margin/Division I Season

+6.7 in 2010-11

#### Lowest Rebound Margin/Division I Season

-7.6 in 1998-99

### Field Goal Shooting

#### Most Field Goals/Season

991 in 2010-11 (34-3)

#### Most Field Goals Attempted/Season

2,141 in 2010-11 (34-3)

#### Highest Field Goal Percentage/Season

50.8 percent (919-of-1,810) in 1977-78 (19-9)

### Free Throw Shooting

#### Most Free Throws Made/Season

606 in 1955-56

#### Most Free Throws Made/Division I Season

558 in 2005-06 (24-9)

#### Most Free Throws Attempted/Division I Season

804 in 1984-85 (23-8)

#### Highest Free Throw Percentage/Season

73.5 percent (431-of-586) in 1968-69 (10-15)

#### Highest Free Throw Percentage/Division I Season

72.8 percent (558-of-767) in 2005-06 (24-9)

### Three-Point Field Goal Shooting

#### Most Three-Point Field Goals/Season

223 in 2010-11 (34-3)

#### Most Three-Point Field Goal Attempts/Season

639 in 2010-11 (34-3)

#### Highest Three-Point FG Percentage/Season

43.7 percent (131-of-300) in 1987-88 (12-17)

### Other Statistics

#### Most Assists/Season

602 in 1977-78 (21.5 assists per game) (19-9)

#### Highest Assist Average/Season

21.5 in 1977-78 (602 assists in 28 games) (19-9)

#### Most Steals/Season

287 in 2008-09 (36 games) (26-10)

#### Most Blocked Shots/Season

170 in 2010-11 (37 games) (34-3)

### Streaks and Miscellaneous

#### Highest Average Home Attendance

11,668 in 2010-11 (34-3)

#### Longest Winning Streak/Season

20 games in 2010-11 (34-3)

#### Longest Winning Streak/Division I Season

20 games in 2010-11 (34-3)

#### Longest Home Court Win Streak/Division I Season

16 games in 1981-82 (total streak was 17 games when including final home game of 1980-81)

#### Longest Home Court Win Streak/Viejas Arena

18 games from Feb. 2, 2010-Feb. 16, 2011 (broken: Feb. 26, 2011) (final five home games of 2009-10 season and first 13 home games of 2010-11)

# Team Records/Streaks



2011 NCAA SWEET 16 ► BACK-TO-BACK MOUNTAIN WEST CONFERENCE CHAMPIONS

## Largest Margin of Victory

| Pl. | Opponent             | Date     | Score  | Margin |
|-----|----------------------|----------|--------|--------|
| 1.  | Chapman              | 1-15-54  | 140-37 | 103    |
| 2.  | Morgan State         | 12-1-84  | 128-68 | 60     |
| 3.  | Southern Cal College | 12-2-98  | 103-49 | 54     |
| 4.  | Cal Tech             | 1-21-39  | 65-14  | 51     |
| 5.  | Cal State Fullerton  | 2-10-70  | 112-66 | 46     |
| 6.  | UC San Diego         | 11-27-01 | 98-53  | 45     |
|     | U.S. International   | 2-20-86  | 138-93 | 45     |
|     | Fullerton JC         | 1924-25  | 51-6   | 45     |
| 9.  | Cal State Northridge | 2-24-67  | 102-58 | 44     |
| 10. | Occidental College   | 12-31-10 | 93-50  | 43     |
|     | Kearny Flyers        | 1-29-43  | 68-25  | 43     |

## Worst Defeats

| Pl. | Opponent            | Date     | Score  | Margin |
|-----|---------------------|----------|--------|--------|
| 1.  | Utah                | 2-11-99  | 38-86  | 48     |
| 2.  | Southern California | 11-17-98 | 54-101 | 47     |
|     | Stanford            | 2-24-97  | 50-97  | 47     |
| 4.  | Alabama-Birmingham  | 12-23-89 | 46-91  | 45     |
|     | Wyoming             | 2-7-81   | 57-102 | 45     |
| 6.  | TCU                 | 1-17-98  | 61-105 | 44     |
|     | Utah State          | 12-17-62 | 57-101 | 44     |
|     | Firestones          | 1-6-34   | 22-66  | 44     |
| 9.  | Brigham Young       | 2-27-82  | 66-106 | 40     |
| 10. | Occidental          | 2-1-29   | 15-54  | 39     |

## Highest Scoring Games

| Pl. | Opponent           | Date     | Score   | Total Pts. |
|-----|--------------------|----------|---------|------------|
| 1.  | U.S. International | 2-20-86  | 138-93  | 231        |
|     | UNLV               | 12-11-76 | 113-118 | 231        |
| 3.  | U.S. International | 2-27-91  | 123-103 | 226        |
| 4.  | San Jose State     | 2-12-71  | 115-102 | 217        |
| 5.  | Brigham Young      | 1-24-80  | 91-123  | 214        |
| 6.  | New Mexico         | 12-20-76 | 104-107 | 211        |
| 7.  | North Texas        | 1-3-77   | 100-108 | 208        |
| 8.  | Cal Poly-SLO       | 2-20-54  | 110-96  | 206        |
| 9.  | U.S. International | 2-10-90  | 108-97  | 205        |

## Lowest Scoring Games

Since 1971

| Pl. | Opponent     | Date     | Score | Total Pts. |
|-----|--------------|----------|-------|------------|
| 1.  | San Diego    | 12-10-81 | 41-36 | 77         |
| 2.  | Fresno State | 2-16-77  | 45-41 | 86         |
| 3.  | Air Force    | 1-28-08  | 49-38 | 87         |
| 4.  | Air Force    | 3-8-08   | 43-46 | 89         |
| 5.  | Arizona      | 12-17-83 | 44-46 | 90         |
|     | UC Irvine    | 2-18-78  | 48-42 | 90         |
| 7.  | San Diego    | 12-9-82  | 47-45 | 92         |
|     | Fresno State | 1-21-78  | 51-41 | 92         |
| 9.  | Cal Poly     | 12-13-10 | 51-45 | 96         |
|     | Air Force    | 3-2-02   | 49-47 | 96         |
|     | Oregon       | 12-11-82 | 49-47 | 96         |

## Longest Winning Streaks

| Pl. | Began    | Ended    | Team to End Streak               | Games |
|-----|----------|----------|----------------------------------|-------|
| 1.  | 11-13-10 | 1-26-11  | Brigham Young - L, 58-71         | 20    |
| 2.  | 12-9-55  | 1-28-56  | Fresno State - L, 86-88          | 13    |
| 3.  | 12-23-66 | 2-3-67   | Nevada Southern - L, 64-68       | 9     |
| 4.  | 11-10-07 | 11-29-07 | at Western Michigan - L, 73-84   | 8     |
|     | 1-11-06  | 2-11-06  | Utah - L, 65-67                  | 8     |
|     | 11-29-84 | 12-28-84 | TCU - L, 70-72                   | 8     |
|     | 2-3-68   | 3-8-68   | UC Irvine - L, 69-78             | 8     |
|     | 2-7-58   | 3-4-58   | Fresno State - ot-L, 73-76       | 8     |
| 9.  | 3-1-11   | 3-24-11  | Connecticut - L, 67-74           | 7     |
|     | 1-29-11  | 2-26-11  | Brigham Young, L, 67-80          | 7     |
|     | 11-26-82 | 12-23-82 | Arizona - L, 44-46               | 7     |
|     | 1-23-82  | 2-18-82  | Texas-El Paso - L, 60-62         | 7     |
|     | 12-1-71  | 12-17-71 | Oregon State - L, 90-96          | 7     |
|     | 1-29-65  | 2-25-66  | Cal State Los Angeles - L, 75-86 | 7     |
|     | 12-28-62 | 1-26-63  | UC Santa Barbara - L, 60-71      | 7     |

## Longest Conference Winning Streaks

| Pl. | Began   | Ended   | Team to End Streak             | Games |
|-----|---------|---------|--------------------------------|-------|
| 1.  | 1-11-06 | 2-11-06 | Utah - L, 65-67                | 8     |
|     | 2-26-66 | 2-18-67 | Fresno State - L, 62-76        | 8     |
| 3.  | 1-29-11 | 2-26-11 | Brigham Young - L, 67-80       | 7     |
|     | 2-9-78  | 3-3-78  | Cal State Fullerton - L, 50-64 | 7     |
|     | 2-9-68  | 1-9-70  | Long Beach State - L, 56-60    | 7     |
| 6.  | 1-23-82 | 2-18-82 | Texas-El Paso - L, 60-62       | 6     |
|     | 2-28-74 | 2-8-75  | San Jose State - L, 73-77      | 6     |
|     | 2-7-58  | 3-4-58  | Fresno State - ot-L, 73-76     | 6     |
| 9.  | 1-5-11  | 1-26-11 | Brigham Young - L, 58-71       | 5     |
|     | 1-27-07 | 2-17-07 | Wyoming - L, 71-80             | 5     |
|     | 3-3-84  | 1-18-85 | New Mexico - L, 85-94          | 5     |

## Longest Home Court Winning Streaks

| Pl. | Began    | Ended    | Team to End Streak           | Games |
|-----|----------|----------|------------------------------|-------|
| 1.  | 1-29-66  | 1-5-68   | Cal Poly-Pomona - L, 72-75   | 22    |
| 2.  | 2-2-10   | 2-26-11  | Brigham Young - L, 67-80     | 18    |
| 3.  | 3-7-81   | 3-6-82   | Wyoming - L, 64-66           | 17    |
| 4.  | 12-3-77  | 12-29-78 | Stanford - L, 84-85          | 16    |
|     | 1-25-75  | 2-12-76  | Pacific - L, 62-68           | 16    |
| 6.  | 2-24-09  | 1-23-10  | Brigham Young - L, 69-71     | *14   |
| 7.  | 1-13-07  | 1-9-08   | Northern Colorado - L, 56-62 | 13    |
| 8.  | 11-22-08 | 2-14-09  | Brigham Young - L, 59-69     | 10    |
|     | 1-22-71  | 1-6-72   | Long Beach State - L, 75-89  | 10    |
|     | 1-10-58  | 12-13-58 | San Diego Marines - L, 66-72 | 10    |
| 11. | 3-3-01   | 1-21-02  | Wyoming - ot-L, 85-88        | 9     |
|     | 2-24-96  | 1-18-97  | Colorado State - L, 90-93    | 9     |
|     | 1-25-72  | 12-16-72 | Oral Roberts - L, 75-87      | 9     |
|     | 12-28-62 | 2-23-63  | UC Santa Barbara - L, 66-71  | 9     |
| 15. | 12-17-05 | 2-11-06  | Utah - L, 65-67              | 8     |
|     | 1-10-85  | 2-21-85  | Hawai'i - L, 68-69           | 8     |

## Longest Road/Neutral Winning Streaks

| Pl. | Began    | Ended   | Team to End Streak            | Games |
|-----|----------|---------|-------------------------------|-------|
| 1.  | 11-13-10 | 1-26-11 | Brigham Young - L, 58-71      | 11    |
| 2.  | 2-2-11   | 3-24-11 | Connecticut (NCAA) - L, 67-74 | 9     |
| 3.  | 11-29-84 | 1-18-85 | New Mexico - L, 85-94         | 6     |
|     | 1-19-68  | 3-8-68  | UC Irvine - L, 69-78          | 6     |
| 5.  | 1-11-06  | 2-22-06 | Brigham Young - L, 90-100     | 5     |

## Longest Non-Conference Winning Streaks<sup>^</sup>

| Pl. | Began    | Ended    | Team to End Streak                  | Games |
|-----|----------|----------|-------------------------------------|-------|
| 1.  | 12-22-09 | current  |                                     | 18    |
| 2.  | 12-31-05 | 12-2-06  | Western Michigan - L, 73-84         | 10    |
|     | 1-3-84   | 12-28-84 | TCU - L, 70-72                      | 10    |
| 4.  | 2-23-71  | 12-17-71 | Oregon State - L, 90-96             | 8     |
|     | 2-7-67   | 12-18-67 | Indiana State - L, 69-84            | 8     |
|     | 2-4-66   | 12-17-66 | Southwest Missouri State - L, 63-73 | 8     |
| 7.  | 12-16-00 | 11-17-01 | Texas Tech - L, 71-81               | 7     |
| 8.  | 11-22-08 | 12-6-08  | Arizona - L, 56-69                  | 6     |
|     | 12-10-02 | 1-6-03   | Texas Tech - L, 63-75               | 6     |
|     | 12-27-87 | 12-5-88  | Texas Tech - L, 43-58               | 6     |
|     | 12-23-77 | 11-24-78 | Oregon - L, 64-75                   | 6     |
|     | 12-28-67 | 12-17-68 | Ball State - L, 73-75               | 6     |

<sup>^</sup> - Does not include conference tournament or postseason games.

## Longest Non-Conference Home Winning Streaks

| Pl. | Began    | Ended    | Team to End Streak            | Games |
|-----|----------|----------|-------------------------------|-------|
| 1.  | 11-22-08 | current  |                               | *22   |
| 2.  | 2-4-66   | 12-23-68 | Minnesota - L, 60-73          | 16    |
| 3.  | 11-27-81 | 12-30-82 | Villanova - L, 57-63          | 15    |
| 4.  | 12-16-00 | 11-23-02 | Eastern Washington - L, 70-75 | 13    |
| 5.  | 12-8-95  | 11-14-97 | Brigham Young - L, 59-73      | 10    |
|     | 12-3-77  | 12-29-78 | Stanford - L, 84-85           | 10    |

\* - Includes one game played at Jenny Craig Pavilion on the San Diego campus which the NCAA considers a San Diego State home game.

RECORDS ► TEAM RECORDS/STREAKS

AZTEC BASKETBALL MEDIA GUIDE

# Team Season Records



2011 NCAA SWEET 16 ► BACK-TO-BACK MOUNTAIN WEST CONFERENCE CHAMPIONS

## Most Victories

| Rk. | Season (W-L)    | Wins |
|-----|-----------------|------|
| 1.  | 2010-11 (34-3)  | 34   |
| 2.  | 2008-09 (26-10) | 26   |
| 3.  | 2009-10 (25-9)  | 25   |
| 4.  | 2005-06 (24-9)  | 24   |
|     | 1966-67 (24-5)  | 24   |
|     | 1940-41 (24-7)  | 24   |
|     | 1938-39 (24-7)  | 24   |
| 8.  | 1984-85 (23-8)  | 23   |
|     | 1955-56 (23-6)  | 23   |
| 10. | 2006-07 (22-11) | 22   |
|     | 1939-40 (22-6)  | 22   |

## Most Conference Victories

| Rk. | Season (W-L)   | Wins |
|-----|----------------|------|
| 1.  | 2010-11 (14-2) | 14   |
| 2.  | 2005-06 (13-3) | 13   |
| 3.  | 2009-10 (11-5) | 11   |
|     | 2008-09 (11-5) | 11   |
|     | 1984-85 (11-5) | 11   |
|     | 1981-82 (11-5) | 11   |
|     | 1977-78 (11-3) | 11   |
|     | 1967-68 (11-3) | 11   |
| 9.  | 2006-07 (10-6) | 10   |
|     | 1933-34 (10-2) | 10   |

## Most Games Played

| Rk. | Season (W-L)    | Games |
|-----|-----------------|-------|
| 1.  | 2010-11 (34-3)  | 37    |
| 2.  | 2008-09 (26-10) | 36    |
| 3.  | 2009-10 (25-9)  | 34    |
| 4.  | 2007-08 (20-13) | 33    |
|     | 2006-07 (22-11) | 33    |
|     | 2005-06 (24-9)  | 33    |
|     | 2001-02 (21-12) | 33    |
| 8.  | 1989-90 (13-18) | 31    |
|     | 1984-85 (23-8)  | 31    |
|     | 1940-41 (24-7)  | 31    |
|     | 1938-39 (24-7)  | 31    |

|    |                 |    |
|----|-----------------|----|
|    | 2005-06 (24-9)  | 31 |
|    | 1984-85 (23-8)  | 31 |
| 5. | 2010-11 (34-3)  | 27 |
|    | 2010-11 (34-3)  | 27 |
|    | 1982-83 (18-10) | 27 |
|    | 1981-82 (20-9)  | 27 |
|    | 1977-78 (19-9)  | 27 |
|    | 1971-72 (18-10) | 27 |

## Highest Rebound Average

| Rk. | Season (W-L)    | RPG  |
|-----|-----------------|------|
| 1.  | 1971-72 (18-10) | 53.2 |
| 2.  | 1972-73 (15-11) | 48.2 |
| 3.  | 1974-75 (14-13) | 48.0 |
| 4.  | 1975-76 (16-13) | 47.0 |
| 5.  | 1976-77 (13-15) | 46.7 |

## Highest Winning Percentage

| Rk. | Season (W-L)    | Pct. |
|-----|-----------------|------|
| 1.  | 2010-11 (34-3)  | .919 |
| 2.  | 1984-85 (23-8)  | .742 |
| 3.  | 2009-10 (25-9)  | .735 |
| 4.  | 2005-06 (24-9)  | .727 |
| 5.  | 2008-09 (26-10) | .722 |

## Highest Rebound Margin

| Rk. | Season (W-L)    | +/-   |
|-----|-----------------|-------|
| 1.  | 2010-11 (34-3)  | +6.8  |
| 2.  | 2009-10 (25-9)  | +6.6  |
| 3.  | 1975-76 (16-13) | +5.69 |
| 4.  | 1988-89 (15-13) | +5.68 |
| 5.  | 2002-03 (16-14) | +4.9  |

## Most Points

| Rk. | Season (W-L)    | Points |
|-----|-----------------|--------|
| 1.  | 2010-11 (34-3)  | 2,660  |
| 2.  | 1984-85 (23-8)  | 2,493  |
| 3.  | 2005-06 (24-9)  | 2,456  |
| 4.  | 2001-02 (21-12) | 2,455  |
| 5.  | 2008-09 (26-10) | 2,416  |

## Highest FG Percentage

| Rk. | Season (W-L)    | FG Pct. |
|-----|-----------------|---------|
| 1.  | 1977-78 (19-9)  | 50.8    |
| 2.  | 1984-85 (23-8)  | 50.5    |
| 3.  | 1988-89 (12-17) | 48.7    |
| 4.  | 1987-88 (12-17) | 47.9    |
| 5.  | 1978-79 (15-12) | 47.7    |

## Highest Scoring Average

| Rk. | Season (W-L)    | PPG   |
|-----|-----------------|-------|
| 1.  | 1970-71 (12-14) | 86.9  |
| 2.  | 1971-72 (18-10) | 81.5  |
| 3.  | 1978-79 (15-12) | 80.7  |
| 4.  | 1984-85 (23-8)  | 80.42 |
| 5.  | 1977-78 (19-9)  | 80.39 |

## Lowest Opp. FG Percentage

| Rk. | Season (W-L)    | FG Pct. |
|-----|-----------------|---------|
| 1.  | 2010-11 (34-3)  | 39.6    |
| 2.  | 2009-10 (25-9)  | 40.4    |
| 3.  | 2008-09 (26-10) | 41.0    |
| 4.  | 2000-01 (14-14) | 42.1    |
| 5.  | 1971-72 (18-10) | 42.2    |

## Highest Scoring Margin

| Rk. | Season (W-L)    | +/-   |
|-----|-----------------|-------|
| 1.  | 2010-11 (34-3)  | +12.6 |
| 2.  | 2009-10 (25-9)  | +8.5  |
| 3.  | 1984-85 (23-8)  | +8.1  |
| 4.  | 1977-78 (19-9)  | +7.6  |
| 5.  | 2008-09 (26-10) | +7.5  |

## Fewest Points Allowed

| Rk. | Season (W-L)    | Points |
|-----|-----------------|--------|
| 1.  | 1982-83 (18-10) | 1,819  |
| 2.  | 1994-95 (11-17) | 1,878  |
| 3.  | 2000-01 (14-14) | 1,891  |
| 4.  | 1981-82 (20-9)  | 1,940  |
| 5.  | 1980-81 (15-12) | 1,958  |

## Lowest Opp. Scoring Avg.

| Rk. | Season (W-L)    | PPG  |
|-----|-----------------|------|
| 1.  | 2010-11 (34-3)  | 59.2 |
| 2.  | 2008-09 (26-10) | 59.6 |
| 3.  | 2009-10 (25-9)  | 61.8 |
| 4.  | 2007-08 (20-13) | 63.3 |
| 5.  | 1982-83 (18-10) | 65.0 |

## Most Rebounds

| Rk. | Season (W-L)    | Rebs. |
|-----|-----------------|-------|
| 1.  | 1971-72 (18-10) | 1,489 |
| 2.  | 2010-11 (34-3)  | 1,396 |
| 3.  | 1975-76 (16-13) | 1,362 |

## Most Games Above .500

| Rk. | Season (W-L)    | Games |
|-----|-----------------|-------|
| 1.  | 2010-11 (34-3)  | +31   |
| 2.  | 1966-67 (24-5)  | +19   |
| 3.  | 1955-56 (23-6)  | +17   |
|     | 1940-41 (24-7)  | +17   |
|     | 1938-39 (24-7)  | +17   |
| 6.  | 2009-10 (25-9)  | +16   |
|     | 2008-09 (26-10) | +16   |
|     | 1939-40 (22-6)  | +16   |
| 9.  | 2005-06 (24-9)  | +15   |
|     | 1984-85 (23-8)  | +15   |
|     | 1967-68 (21-6)  | +15   |

## Highest Average Home Att.

| Rk. | Season (W-L)    | Avg.   |
|-----|-----------------|--------|
| 1.  | 2010-11 (34-3)  | 11,668 |
| 2.  | 2006-07 (22-11) | 7,821  |
| 3.  | 2009-10 (25-9)  | 7,227  |
| 4.  | 2002-03 (16-14) | 7,172  |
| 5.  | 2005-06 (24-9)  | 7,014  |
| 6.  | 2008-09 (26-10) | 7,023  |
| 7.  | 2007-08 (20-13) | 6,760  |
| 8.  | 2003-04 (14-16) | 6,701  |
| 9.  | 2001-02 (21-12) | 6,165  |
| 10. | 2004-05 (11-18) | 5,903  |

## Longest Winning Streaks/Same Season

| Rk. | Season (W-L)    | Wins |
|-----|-----------------|------|
| 1.  | 2010-11 (34-3)  | 20   |
| 2.  | 1955-56 (23-6)  | 13   |
| 3.  | 1936-37 (17-9)  | 11   |
| 4.  | 1940-41 (24-7)  | 10   |
| 5.  | 1966-67 (24-5)  | 9    |
|     | 1955-56 (23-6)  | 9    |
|     | 1939-40 (22-6)  | 9    |
|     | 1924-25 (18-7)  | 9    |
| 9.  | 2006-07 (22-11) | 8    |
|     | 2005-06 (24-9)  | 8    |
|     | 1984-85 (23-8)  | 8    |
|     | 1967-68 (21-6)  | 8    |
|     | 1957-58 (17-8)  | 8    |

## Division I Era

## Longest Winning Streaks

| Rk. | Season (W-L)    | Wins |
|-----|-----------------|------|
| 1.  | 2010-11 (34-3)  | 20   |
| 2.  | 2006-07 (22-11) | 8    |

## SDSU Division I Overtime Games

| 64 games; 27-37 |                          |     |        |       |
|-----------------|--------------------------|-----|--------|-------|
| Date            | Opponent                 | OTs | Result |       |
| J.29.72         | *at San Jose State       | 1   | L      | 63-65 |
| J.24.74         | Northern Illinois (SA)   | 1   | L      | 80-89 |
| J.2.75          | Oklahoma (SA)            | 1   | L      | 74-79 |
| F.28.76         | *at Long Beach State     | 1   | W      | 67-62 |
| J.20.77         | *Pacific (PG)            | 1   | W      | 83-76 |
| D.4.79          | San Diego (SA)           | 1   | W      | 67-58 |
| J.8.80          | *Hawai'i (SA)            | 1   | L      | 76-78 |
| F.21.81         | *at Air Force            | 2   | W      | 63-61 |
| F.18.82         | *at Texas-El Paso        | 1   | L      | 60-62 |
| M.6.82          | *Wyoming (SA)            | 1   | L      | 64-66 |
| N.28.83         | at Saint Mary's          | 1   | W      | 72-67 |
| D.27.83         | Oral Roberts (SA)        | 1   | W      | 85-75 |
| F.6.84          | *at Wyoming              | 1   | L      | 73-83 |
| F.16.84         | *at Brigham Young        | 1   | L      | 92-94 |
| N.30.85         | vs. Eastern Washington   | 1   | L      | 79-81 |
| J.10.86         | *at Utah                 | 1   | L      | 89-93 |
| M.1.86          | *at New Mexico           | 1   | L      | 92-95 |
| J.31.87         | Miami (Fla.) (SA)        | 1   | L      | 82-83 |
| D.23.88         | Rhode Island (SA)        | 1   | L      | 76-77 |
| F.18.89         | *(7) Brigham Young (SA)  | 1   | W      | 82-80 |
| F.3.91          | *Wyoming (SA)            | 2   | W      | 87-84 |
| F.21.91         | *Hawai'i (SA)            | 1   | L      | 79-84 |
| D.21.91         | South Carolina (SA)      | 2   | L      | 69-71 |
| D.21.93         | at Cal State Northridge  | 1   | W      | 90-85 |
| D.23.93         | at Loyola Marymount      | 1   | W      | 88-84 |
| J.20.94         | *Brigham Young (SA)      | 1   | L      | 82-83 |
| D.20.94         | at Cal State Fullerton   | 1   | L      | 73-83 |
| J.9.95          | *New Mexico (PG)         | 1   | W      | 72-69 |
| F.23.95         | *at Texas-El Paso        | 1   | L      | 71-73 |
| D.5.95          | Cal State Fullerton (SA) | 1   | L      | 83-85 |
| J.10.96         | *at Texas-El Paso        | 1   | W      | 72-71 |
| F.8.96          | *Fresno State (SA)       | 1   | L      | 89-99 |
| D.3.96          | at Northwestern          | 1   | W      | 82-70 |
| D.10.96         | at Southwest Texas       | 1   | L      | 77-81 |
| D.31.96         | at Brigham Young         | 1   | W      | 89-86 |
| J.11.97         | *at Air Force            | 1   | W      | 77-69 |
| J.18.97         | *Colorado State (PG)     | 1   | L      | 90-93 |
| F.12.98         | *at SMU                  | 1   | L      | 81-88 |
| M.3.98          | ^vs. Wyoming             | 1   | W      | 60-57 |
| N.14.98         | Nevada (CA) (so)         | 1   | L      | 71-76 |
| J.20.00         | *Air Force (CA)          | 3   | L      | 77-81 |
| D.6.00          | at UC Santa Barbara      | 3   | L      | 77-80 |
| J.27.01         | *at UNLV                 | 1   | L      | 72-82 |
| J.21.02         | *Wyoming (CA)            | 1   | L      | 85-88 |
| J.26.02         | *UNLV (CA)               | 1   | L      | 79-80 |
| F.23.02         | *at UNLV                 | 1   | L      | 76-83 |
| M.19.03         | +UC Santa Barbara (CA)   | 1   | W      | 67-62 |
| J.24.04         | *at Colorado State       | 2   | L      | 82-92 |
| F.9.04          | *at Brigham Young        | 1   | L      | 69-83 |
| N.19.04         | UC Santa Barbara (CA)    | 1   | L      | 72-80 |
| J.22.05         | *Wyoming (CA)            | 1   | L      | 81-88 |
| F.12.05         | *UNLV (CA)               | 1   | L      | 91-93 |
| F.19.05         | *at Colorado State       | 1   | L      | 88-93 |
| J.28.06         | *at Wyoming              | 1   | W      | 78-77 |
| M.11.06         | ^vs. Wyoming             | 1   | W      | 69-64 |
| F.20.07         | *at New Mexico           | 1   | W      | 81-74 |
| D.28.07         | Sam Houston State (CA)   | 1   | W      | 79-78 |
| J.16.08         | *Utah (CA)               | 1   | W      | 64-56 |
| F.3.09          | *at UNLV                 | 1   | W      | 68-66 |
| F.28.09         | *at TCU                  | 1   | W      | 79-77 |
| D.2.09          | at San Diego             | 1   | W      | 69-62 |
| D.22.09         | at Drake                 | 1   | W      | 76-73 |
| F.6.10          | *at New Mexico           | 1   | L      | 86-88 |
| M.19.11         | #vs. Temple              | 2   | W      | 71-64 |

# Team Season Records



2011 NCAA SWEET 16 ► BACK-TO-BACK MOUNTAIN WEST CONFERENCE CHAMPIONS

## Consecutive Season Bests (Division I Era)

### Most Victories in Two Seasons

| Rk. | Seasons | W  | L  | Pct. |
|-----|---------|----|----|------|
| 1.  | 2010-11 | 59 | 12 | .831 |
| 2.  | 2009-10 | 51 | 19 | .729 |
| 3.  | 2008-09 | 46 | 23 | .667 |
|     | 2006-07 | 46 | 20 | .697 |
| 5.  | 2007-08 | 42 | 24 | .636 |
| 6.  | 1984-85 | 38 | 21 | .644 |
|     | 1982-83 | 38 | 19 | .667 |
| 8.  | 2002-03 | 37 | 26 | .587 |
| 9.  | 2005-06 | 35 | 27 | .565 |
|     | 2001-02 | 35 | 26 | .574 |
|     | 1981-82 | 35 | 21 | .625 |

**Best Percentage:** 83.1 pct. (59-12) - 2010-11 seasons.

### Most Victories in Three Seasons

| Rk. | Seasons    | W  | L  | Pct. |
|-----|------------|----|----|------|
| 1.  | 2009-10-11 | 85 | 22 | .794 |
| 2.  | 2008-09-10 | 71 | 32 | .689 |
| 3.  | 2007-08-09 | 68 | 34 | .667 |
| 4.  | 2006-07-08 | 66 | 33 | .667 |
| 5.  | 2005-06-07 | 57 | 38 | .600 |
| 6.  | 1983-84-85 | 56 | 31 | .644 |
| 7.  | 1982-83-84 | 53 | 32 | .624 |
|     | 1981-82-83 | 53 | 31 | .631 |
| 9.  | 2002-03-04 | 51 | 42 | .548 |
|     | 2001-02-03 | 51 | 40 | .560 |

**Best Percentage:** 79.4 pct. (85-22) - 2009-10-11 seasons.

### Most Victories in Four Seasons

| Rk. | Seasons       | W   | L  | Pct. |
|-----|---------------|-----|----|------|
| 1.  | 2008-09-10-11 | 105 | 35 | .750 |
| 2.  | 2007-08-09-10 | 93  | 43 | .684 |
| 3.  | 2006-07-08-09 | 92  | 43 | .681 |
| 4.  | 2005-06-07-08 | 77  | 51 | .602 |
| 5.  | 1982-83-84-85 | 76  | 40 | .655 |
| 6.  | 2004-05-06-07 | 71  | 54 | .568 |
| 7.  | 1981-82-83-84 | 68  | 44 | .607 |
| 8.  | 1983-84-85-86 | 66  | 50 | .569 |
| 9.  | 2003-04-05-06 | 65  | 57 | .533 |
|     | 2001-02-03-04 | 65  | 56 | .537 |

**Best Percentage:** 75.0 pct. (105-35) - 2008-09-10-11 seasons.

### Most 3FG Made

| Rk. | Season (W-L)    | 3FG |
|-----|-----------------|-----|
| 1.  | 2010-11 (34-3)  | 223 |
| 2.  | 2005-06 (24-9)  | 220 |
| 3.  | 2008-09 (26-10) | 212 |
| 4.  | 1986-87 (5-24)  | 194 |
| 5.  | 2002-03 (16-14) | 187 |

### Lowest Opp. 3FG Pct.

| Rk. | Season (W-L)    | 3FG Pct. |
|-----|-----------------|----------|
| 1.  | 1989-90 (13-18) | .310     |
| 2.  | 1994-95 (11-17) | .313     |
| 3.  | 2008-09 (26-10) | .315     |
| 4.  | 2009-10 (25-9)  | .317     |
| 5.  | 2010-11 (34-3)  | .319     |
|     | 2000-01 (14-14) | .319     |

### Highest FT Percentage

| Rk. | Season (W-L)    | FT Pct. |
|-----|-----------------|---------|
| 1.  | 2005-06 (24-9)  | .728    |
| 2.  | 1977-78 (19-9)  | .725    |
| 3.  | 1978-79 (15-12) | .722    |
| 4.  | 1995-96 (15-12) | .720    |
| 5.  | 1972-73 (15-11) | .713    |
| 6.  | 1970-71 (12-14) | .7105   |

### Most Free Throws Made

| Rk. | Season (W-L)    | FT  |
|-----|-----------------|-----|
| 1.  | 2005-06 (24-9)  | 568 |
| 2.  | 1970-71 (12-14) | 557 |
| 3.  | 1984-85 (23-8)  | 541 |
| 4.  | 1996-97 (12-15) | 528 |
| 5.  | 1971-72 (18-10) | 518 |

### Most Free Throws Attempted

| Rk. | Season (W-L)    | FTA |
|-----|-----------------|-----|
| 1.  | 1984-85 (23-8)  | 804 |
| 2.  | 1970-71 (12-14) | 784 |
| 3.  | 1993-94 (12-16) | 777 |
| 4.  | 1985-86 (10-19) | 774 |
| 5.  | 2005-06 (24-9)  | 767 |

### Most Assists

| Rk. | Season (W-L)    | Assists |
|-----|-----------------|---------|
| 1.  | 1977-78 (19-9)  | 602     |
| 2.  | 1975-76 (16-13) | 533     |

|    |                 |     |
|----|-----------------|-----|
| 3. | 1978-79 (15-12) | 523 |
| 4. | 2010-11 (34-3)  | 499 |
| 5. | 1976-77 (13-15) | 490 |

### Most Assists Per Game

| Rk. | Season (W-L)    | APG  |
|-----|-----------------|------|
| 1.  | 1977-78 (19-9)  | .215 |
| 2.  | 1978-79 (15-12) | .194 |
| 3.  | 1975-76 (16-13) | .184 |
| 4.  | 1979-80 (6-21)  | .181 |
| 5.  | 1976-77 (13-15) | .175 |

### Most Blocked Shots

| Rk. | Season (W-L)    | Blocks |
|-----|-----------------|--------|
| 1.  | 2010-11 (34-3)  | 170    |
| 2.  | 2009-10 (25-9)  | 156    |
| 3.  | 2006-07 (22-11) | 134    |
|     | 1992-93 (8-21)  | 134    |
| 5.  | 1984-85 (23-8)  | 133    |

### Most Steals

| Rk. | Season (W-L)    | Steals |
|-----|-----------------|--------|
| 1.  | 2008-09 (26-10) | 287    |
| 2.  | 1984-85 (23-8)  | 282    |
| 3.  | 2006-07 (22-11) | 271    |
| 4.  | 2007-08 (20-13) | 260    |
| 5.  | 1985-86 (10-19) | 258    |

### Highest TO Margin

| Rk. | Season (W-L)    | +/-  |
|-----|-----------------|------|
| 1.  | 1996-97 (12-15) | +4.7 |
| 2.  | 1978-79 (15-12) | +3.2 |
| 3.  | 2003-04 (14-16) | +2.6 |
| 4.  | 1981-82 (20-9)  | +2.4 |
| 5.  | 1995-96 (15-14) | +2.3 |

### Fewest Turnovers

| Rk. | Season (W-L)    | TO  |
|-----|-----------------|-----|
| 1.  | 1996-97 (12-15) | 386 |
| 2.  | 1995-96 (15-14) | 393 |
| 3.  | 2003-04 (14-16) | 399 |
| 4.  | 2010-11 (34-3)  | 402 |
| 5.  | 2004-05 (11-18) | 409 |

### Most Turnovers Forced

| Rk. | Season (W-L)    | FG Pct. |
|-----|-----------------|---------|
| 1.  | 1978-79 (15-12) | .539    |

|    |                 |     |
|----|-----------------|-----|
| 2. | 2008-09 (26-10) | 527 |
| 3. | 1984-85 (23-8)  | 526 |
| 4. | 2006-07 (22-11) | 525 |
| 5. | 1981-82 (20-9)  | 517 |

### Most Players to Average Double-Figure Scoring

| Rk. | Season (W-L)    | Players |
|-----|-----------------|---------|
| 1.  | 1972-73 (15-11) | 5       |
|     | 1970-71 (12-14) | 5       |
| 3.  | 2010-11 (34-3)  | 4       |
|     | 2009-10 (25-9)  | 4       |
|     | 2007-08 (20-13) | 4       |
|     | 2006-07 (22-11) | 4       |
|     | 2001-02 (21-12) | 4       |
|     | 1997-98 (13-15) | 4       |
|     | 1995-96 (15-14) | 4       |
|     | 1991-92 (2-26)  | 4       |
|     | 1988-89 (12-17) | 4       |
|     | 1981-82 (20-9)  | 4       |
|     | 1979-80 (6-21)  | 4       |
|     | 1977-78 (19-9)  | 4       |
|     | 1971-72 (18-10) | 4       |

### Most Players to Start More Than One Game (since '78-79)

| Rk. | Season (W-L)    | Players |
|-----|-----------------|---------|
| 1.  | 1992-93 (8-21)  | 11      |
| 2.  | 2004-05 (11-18) | 10      |
|     | 1991-92 (2-26)  | 10      |
|     | 1983-84 (15-13) | 10      |
|     | 1980-81 (15-12) | 10      |
| 6.  | 2008-09 (26-10) | 9       |
|     | 2007-08 (20-13) | 9       |
|     | 2005-06 (24-9)  | 9       |
|     | 1996-97 (12-15) | 9       |
|     | 1994-95 (11-17) | 9       |
|     | 1986-87 (5-25)  | 9       |
|     | 1985-86 (10-19) | 9       |
|     | 1979-80 (6-21)  | 9       |

### SDSU Division I 100-Point Games

| Score   | Opponent                    | Date          |
|---------|-----------------------------|---------------|
| 138-93  | U.S. International          | Feb. 20, 1986 |
| 128-68  | Morgan State                | Dec. 1, 1984  |
| 123-103 | U.S. International          | Feb. 27, 1991 |
| 119-82  | Campbell                    | Dec. 12, 2006 |
| 115-102 | San Jose State              | Feb. 12, 1971 |
| 113-88  | Nevada-Reno                 | Dec. 3, 1977  |
| 113-118 | UNLV                        | Dec. 11, 1976 |
| 112-74  | U.S. International          | Jan. 22, 1985 |
| 112-66  | CS Fullerton                | Feb. 10, 1970 |
| 110-86  | Pennsylvania                | Dec. 30, 1978 |
| 110-80  | Portland State              | Jan. 10, 1976 |
| 109-95  | UC Irvine                   | Feb. 15, 1972 |
| 108-97  | U.S. International          | Feb. 10, 1990 |
| 107-95  | Hawai'i                     | Feb. 4, 1971  |
| 106-91  | Westmont                    | Dec. 10, 1992 |
| 106-95  | Fresno State                | Feb. 13, 1971 |
| 105-83  | Prairie View                | Dec. 4, 1982  |
| 105-70  | UC San Diego                | Nov. 30, 1981 |
| 104-80  | Westmont                    | Dec. 2, 1993  |
| 104-100 | Oklahoma State              | Dec. 13, 1979 |
| 104-83  | Idaho State                 | Nov. 28, 1978 |
| 104-74  | Fordham                     | Dec. 29, 1977 |
| 104-107 | New Mexico                  | Dec. 20, 1976 |
| 104-75  | Northern Colorado           | Dec. 11, 1971 |
| 103-49  | Southern California College | Dec. 2, 1998  |
| 103-94  | Hawai'i                     | Feb. 3, 1996  |
| 103-68  | U.S. International          | Dec. 10, 1987 |
| 103-84  | Fresno State                | Jan. 31, 1976 |
| 102-88  | UC Irvine                   | Dec. 2, 1988  |
| 102-83  | San Jose State              | Jan. 29, 1971 |
| 101-77  | Fort Hays State             | Dec. 1, 1979  |
| 100-88  | UC Irvine                   | Nov. 22, 1996 |
| 100-85  | Texas-El Paso               | Feb. 19, 1994 |
| 100-88  | Doane College               | Dec. 7, 1982  |
| 100-72  | Drake                       | Nov. 25, 1977 |
| 100-108 | North Texas State           | Jan. 3, 1977  |
| 100-88  | Wheaton                     | Dec. 13, 1971 |
| 100-75  | Loyola Marymount            | Jan. 23, 1971 |
| 100-85  | Seattle                     | Jan. 9, 1971  |

### Key

\* - Conference game. ^ - Conference tournament game. +- NIT. # - NCAA Tournament. so - Season Opener. PG - Peterson Gym. SA - Sports Arena. CA - Viejas Arena (formerly Cox Arena). Number prior to opponent indicates opponent national ranking.

# Individual Game Records



2011 NCAA SWEET 16 ► BACK-TO-BACK MOUNTAIN WEST CONFERENCE CHAMPIONS

## Points

| Rk. | Player          | Class | Date     | Opponent                          | Points |
|-----|-----------------|-------|----------|-----------------------------------|--------|
| 1.  | Anthony Watson  | Sr.   | 2-20-86  | USIU (SA) - W, 138-93             | 54     |
| 2.  | Kim Goetz       | Sr.   | 3-3-79   | *Utah (SA) - L, 87-100            | 44     |
| 3.  | Kim Goetz       | Sr.   | 2-9-79   | *Colorado State (SA) - W, 90-83   | 42     |
| 4.  | Eddie Morris    | Fr.   | 2-5-80   | UNLV (SA) - L, 86-98              | 41     |
| 5.  | Michael Cage    | Sr.   | 2-6-84   | *at Wyoming - ot-L, 73-83         | 40     |
|     | Will Connelly   | So.   | 12-9-74  | (12) Purdue (SA) - L, 87-91       | 40     |
|     | Von Jacobsen    | So.   | 2-8-69   | Chapman - W, 99-90                | 40     |
| 8.  | Steve Copp      | So.   | 12-21-73 | (13) Kansas State (SA) - W, 88-75 | 39     |
| 9.  | Kim Goetz       | Sr.   | 3-1-79   | *BYU (SA) - L, 95-96              | 38     |
| 10. | Brandon Heath   | So.   | 1-15-05  | *at UNLV - W, 81-73               | 37     |
|     | Shawn Jamison   | Jr.   | 2-10-90  | USIU (SA) - W, 108-97             | 37     |
|     | Michael Cage    | Sr.   | 12-20-83 | at Texas - W, 91-77               | 37     |
| 13. | Bernie Finlay   | Sr.   | 2-12-60  | Long Beach State - L, 104-72      | 36     |
|     | Jim Sams        | So.   | 12-17-54 | at Seattle - W, 91-72             | 36     |
| 15. | Michael Cage    | Sr.   | 2-9-84   | *(7) UTEP (SA) - W, 73-62         | 35     |
|     | Tony Pinkins    | Sr.   | 2-21-57  | Cal State Los Angeles - W, 66-61  | 35     |
| 17. | Aerick Sanders  | Sr.   | 12-31-03 | Portland - W, 67-61               | 34     |
|     | Kareem Anderson | Sr.   | 2-3-96   | *Hawai'i (SA) - W, 103-94         | 34     |
|     | Anthony Watson  | Sr.   | 1-23-86  | *at Hawai'i - L, 80-83            | 34     |
|     | Kim Goetz       | Jr.   | 2-23-78  | *San Jose State (SA) - W, 81-77   | 34     |

## Points, Fisher Era

| Rk. | Player         | Class | Date     | Opponent                          | Points |
|-----|----------------|-------|----------|-----------------------------------|--------|
| 1.  | Brandon Heath  | So.   | 1-15-05  | *at UNLV - W, 81-73               | 37     |
| 2.  | Aerick Sanders | Sr.   | 12-31-03 | Portland - W, 67-61               | 34     |
| 3.  | Tony Bland     | Jr.   | 1-29-02  | Houston - W, 78-66                | 33     |
| 4.  | Brandon Heath  | Jr.   | 2-25-06  | *at New Mexico - W, 73-66         | 32     |
|     | Myron Epps     | So.   | 1-29-00  | *at Wyoming - L, 87-93            | 32     |
| 6.  | Evan Burns     | Fr.   | 2-4-03   | *New Mexico - W, 89-73            | 31     |
| 7.  | D.J. Gay       | Sr.   | 1-15-11  | *at New Mexico - W, 87-77         | 30     |
|     | Billy White    | Sr.   | 11-16-10 | at (11/12) Gonzaga - W, 79-76     | 30     |
|     | Kyle Spain     | Sr.   | 1-21-09  | *New Mexico - W, 81-76            | 30     |
|     | Brandon Heath  | Sr.   | 2-24-07  | *(21/22) Brigham Young - W, 86-74 | 30     |
|     | Brandon Heath  | Sr.   | 2-20-07  | *at New Mexico - ot-W, 81-74      | 30     |
|     | Brandon Heath  | Fr.   | 12-13-03 | at Texas Tech - L, 68-78          | 30     |
|     | Randy Holcomb  | Sr.   | 1-8-02   | Texas A&M-CC - W, 82-79           | 30     |

## Rebounds

| Rk. | Player         | Class | Date     | Opponent                   | Rebounds |
|-----|----------------|-------|----------|----------------------------|----------|
| 1.  | Michael Cage   | Fr.   | 12-29-80 | LaSalle (SA) - W, 93-67    | 26       |
| 2.  | Al Skalecky    | So.   | 1965-66  | *Cal State Northridge      | 25       |
| 3.  | Steve Malovic  | Sr.   | 2-24-79  | *at New Mexico - L, 78-84  | 23       |
|     | Chris McMurray | Jr.   | 12-21-71 | vs. Chapman - W, 99-79     | 23       |
| 5.  | Al Skalecky    | Sr.   | 1967-68  | *Cal State Northridge      | 22       |
|     | Al Skalecky    | So.   | 1965-66  | Cal Poly-SLO               | 22       |
| 7.  | Kawhi Leonard  | Fr.   | 3-13-10  | ^at UNLV - W, 55-45        | 21       |
|     | Michael Cage   | Sr.   | 2-6-84   | *at Wyoming - ot-L, 73-83  | 21       |
|     | Michael Cage   | Jr.   | 1-31-83  | *Air Force (SA) - W, 71-47 | 21       |
|     | Larry Jones    | Jr.   | 1971-72  | *Fresno State - W, 73-72   | 21       |
|     | Al Skalecky    | Sr.   | 3-8-68   | UC Irvine - L, 69-78       | 21       |

## Rebounds, Fisher Era

| Rk. | Player           | Class | Date     | Opponent                           | Rebounds |
|-----|------------------|-------|----------|------------------------------------|----------|
| 1.  | Kawhi Leonard    | Fr.   | 3-13-10  | ^at UNLV - W, 55-45                | 21       |
| 2.  | Marcus Slaughter | Jr.   | 1-14-06  | *UNLV - W, 83-67                   | 20       |
| 3.  | Marcus Slaughter | Jr.   | 3-9-06   | ^vs. Colorado State - W, 64-52     | 19       |
| 4.  | Kawhi Leonard    | Fr.   | 12-9-09  | vs. Cal State Fullerton - W, 82-68 | 18       |
|     | Marcus Slaughter | Jr.   | 1-18-06  | *at TCU - W, 76-57                 | 18       |
|     | Aerick Sanders   | Sr.   | 11-25-03 | vs. Dayton - L, 71-76              | 18       |
| 7.  | Kawhi Leonard    | So.   | 1-12-11  | *UNLV - W, 55-49                   | 17       |
|     | Marcus Slaughter | Jr.   | 12-10-05 | vs. Washington State - L, 49-60    | 17       |
| 9.  | Aerick Sanders   | Sr.   | 2-21-04  | *Wyoming - W, 74-66                | 16       |
|     | Aerick Sanders   | Sr.   | 1-24-04  | *at Colorado State - 2ot-L, 82-92  | 16       |
|     | Aerick Sanders   | Sr.   | 11-26-03 | at Chaminade - W, 75-67            | 16       |

## Assists

| Rk. | Player         | Class | Date     | Opponent                         | Assists |
|-----|----------------|-------|----------|----------------------------------|---------|
| 1.  | Tony Gwynn     | Jr.   | 2-5-80   | UNLV (SA) - L, 86-98             | 18      |
|     | Eric Martensen | Jr.   | 1968-69  | Chapman                          | 18      |
| 3.  | Tony Gwynn     | Sr.   | 3-7-81   | *New Mexico (SA) - W, 92-84      | 16      |
| 4.  | Tony Gwynn     | Jr.   | 2-14-80  | *New Mexico (SA) - W, 76-74      | 14      |
|     | Dean Decker    | Jr.   | 12-11-76 | (5) UNLV (SA) - L, 113-118       | 14      |
| 6.  | Creon Dorsey   | Jr.   | 2-12-85  | Long Beach State (SA) - W, 86-69 | 13      |
|     | Andre Ross     | Jr.   | 12-27-83 | Oral Roberts (SA) - ot-W, 85-75  | 13      |

|              |     |          |                                 |    |
|--------------|-----|----------|---------------------------------|----|
| Keith Smith  | Jr. | 3-12-82  | -UC Irvine (SA) - L, 69-70      | 13 |
| Keith Smith  | Jr. | 3-4-82   | *Colorado State (SA) - W, 68-62 | 13 |
| Tony Gwynn   | Jr. | 1-8-80   | *Hawai'i (SA) - L, 76-78        | 13 |
| Tony Gwynn   | So. | 2-3-79   | *at Brigham Young - L, 80-88    | 13 |
| Howard Avery | Jr. | 11-28-78 | Idaho State (SA) - W, 104-83    | 13 |
| Dean Decker  | Sr. | 1-19-78  | UC Irvine (SA) - W, 90-65       | 13 |
| Mark Delsman | Sr. | 12-11-76 | (5) UNLV (SA) - L, 113-118      | 13 |

## Assists, Fisher Era

| Rk. | Player   | Class | Date    | Opponent                        | Assists |
|-----|--|-------|---------|---------------------------------|---------|
| 1.  | Lorrenzo Wade  | Jr.   | 3-1-08  | *Colorado State - W, 86-62      | 11      |
|     | Richie Williams  | Fr.   | 3-3-06  | South Dakota State - W, 88-63   | 11      |
|     | Deandre Moore  | So.   | 3-1-01  | *Wyoming - L, 62-69             | 11      |
|     | Deandre Moore  | So.   | 12-2-00 | Cal State Sacramento - W, 92-69 | 11      |
|     | Bradley Jackson  | Fr.   | 1-2-00  | High Point - W, 74-63           | 11      |
| 6.  | 10 times (Wesley Stokes 3, Deandre Moore 2, Tony Bland, Brandon Heath, Chase Tapley, Lorrenzo Wade, Richie Williams; last time: Tapley vs. Pomona-Pitzer, 12-31-10 |       |         |                                 | 9       |

## Field Goals

| Rk. | Player       | Class | Date   | Opponent             | Field Goals |
|-----|--------------|-------|--------|----------------------|-------------|
| 1.  | Eddie Morris | Fr.   | 2-5-80 | UNLV (SA) - L, 86-98 | 20          |

## Field Goals, Fisher Era

| Rk. | Player         | Class | Date     | Opponent                          | Field Goals |
|-----|----------------|-------|----------|-----------------------------------|-------------|
| 1.  | Billy White    | Sr.   | 11-16-10 | at (11/12) Gonzaga - W, 79-76     | 14          |
|     | Randy Holcomb  | Sr.   | 1-8-02   | at Texas A&M-CC - W, 82-79        | 14          |
|     | Myron Epps     | So.   | 1-29-00  | *at Wyoming - L, 87-93            | 14          |
| 4.  | Aerick Sanders | Sr.   | 12-31-03 | Portland - W, 67-61               | 13          |
| 5.  | Billy White    | So.   | 2-14-09  | *Wyoming - W, 71-60               | 12          |
|     | Brandon Heath  | Sr.   | 2-24-07  | *(21/22) Brigham Young - W, 86-74 | 12          |
|     | Brandon Heath  | So.   | 1-22-05  | *Wyoming - ot-L, 81-88            | 12          |
|     | Brandon Heath  | So.   | 1-15-05  | *at UNLV - W, 81-73               | 12          |
|     | Evan Burns     | Fr.   | 2-24-03  | *New Mexico - W, 89-73            | 12          |
|     | Tony Bland     | Jr.   | 1-29-02  | Houston - W, 78-66                | 12          |

## Field Goals Attempted

| Rk. | Player    | Class | Date   | Opponent               | Field Goals Att. |
|-----|-----------|-------|--------|------------------------|------------------|
| 1.  | Kim Goetz | Sr.   | 3-3-79 | *Utah (SA) - L, 87-100 | 31               |

## Field Goals Attempted, Fisher Era

| Rk. | Player        | Class | Date     | Opponent                         | Field Goals Att. |
|-----|---------------|-------|----------|----------------------------------|------------------|
| 1.  | Brandon Heath | Jr.   | 3-11-06  | ^vs. Wyoming - ot-W, 69-64       | 27               |
| 2.  | Brandon Heath | Sr.   | 2-20-07  | *at New Mexico - ot-W, 81-74     | 24               |
|     | Brandon Heath | So.   | 2-19-05  | *at Colorado State - ot-L, 88-93 | 24               |
|     | Randy Holcomb | Jr.   | 11-30-01 | Florida Atlantic - W, 90-57      | 24               |
| 5.  | Brandon Heath | So.   | 1-22-05  | *Wyoming - ot-L, 81-88           | 23               |
|     | Myron Epps    | So.   | 1-29-00  | *at Wyoming - L, 87-93           | 23               |
| 7.  | Brandon Heath | Sr.   | 2-17-07  | *at Wyoming - L, 71-80           | 22               |
|     | Brandon Heath | Sr.   | 1-3-07   | *Wyoming - L, 65-66              | 22               |
|     | Brandon Heath | So.   | 11-19-04 | UC Santa Barbara - ot-L, 72-80   | 22               |
|     | Randy Holcomb | Jr.   | 12-16-01 | Arizona State - W, 64-62         | 22               |

## Field Goal Percentage

| Rk. | Player         | Class | Date     | Opponent                 | FG Pct.      |
|-----|----------------|-------|----------|--------------------------|--------------|
| 1.  | Billy White    | So.   | 2-14-09  | *Wyoming - W, 71-60      | 12-12, 100.0 |
| 2.  | Aerick Sanders | Sr.   | 12-20-03 | E. Washington - W, 79-66 | 11-11, 100.0 |

## Field Goal Percentage, Fisher Era (Min. 6 FGM)

| Rk. | Player         | Class | Date     | Opponent                     | FG Pct.      |
|-----|----------------|-------|----------|------------------------------|--------------|
| 1.  | Billy White    | So.   | 2-14-09  | *Wyoming - W, 71-60          | 12-12, 100.0 |
| 2.  | Aerick Sanders | Sr.   | 12-20-03 | E. Washington - W, 79-66     | 11-11, 100.0 |
| 3.  | Billy White    | Sr.   | 3-5-11   | *Colorado State - W, 66-48   | 6-6, 100.0   |
|     | Billy White    | So.   | 3-20-09  | -Kansas State - W, 70-52     | 6-6, 100.0   |
|     | Tim Shelton    | Fr.   | 12-3-08  | at Northern Colo. - W, 73-62 | 6-6, 100.0   |
|     | Kyle Spain     | So.   | 11-21-06 | UC Riverside - W, 79-45      | 6-6, 100.0   |
|     | Mike Mackell   | Sr.   | 1-19-02  | *Colorado State - W, 81-69   | 6-6, 100.0   |
|     | Marcelo Correa | Sr.   | 11-18-01 | UC San Diego - W, 80-48      | 6-6, 100.0   |
| 9.  | Malcolm Thomas | Jr.   | 11-28-09 | No. Arizona - W, 89-48       | 10-11, 90.9  |
|     | Billy White    | Fr.   | 11-17-07 | UC San Diego - W, 76-60      | 10-11, 90.9  |
|     | Jerome Habel   | Jr.   | 11-18-06 | California - W, 86-79        | 10-11, 90.9  |
|     | Chris Walton   | Sr.   | 1-24-05  | *Colorado State - W, 84-77   | 10-11, 90.9  |
|     | Aerick Sanders | Sr.   | 1-17-04  | *UNLV - W, 83-78             | 10-11, 90.9  |

# Individual Game Records



2011 NCAA SWEET 16 ► BACK-TO-BACK MOUNTAIN WEST CONFERENCE CHAMPIONS

## Three-Point Field Goals

| Rk. | Player    | Class | Date     | Opponent                  | 3FG |
|-----|-----------|-------|----------|---------------------------|-----|
| 1.  | Tony Ross | Fr.   | 12-27-86 | Manhattan (SA) - W, 77-69 | 9   |

## Three-Point Field Goals, Fisher Era

| Rk. | Player           | Class | Date     | Opponent                      | 3FG |
|-----|------------------|-------|----------|-------------------------------|-----|
| 1.  | John Sharper     | Sr.   | 3-3-06   | South Dakota State - W, 88-63 | 8   |
|     | Brandon Heath    | Jr.   | 2-25-06  | *at New Mexico - W, 73-66     | 8   |
| 3.  | D.J. Gay         | Sr.   | 1-15-11  | *at New Mexico - W, 87-77     | 7   |
|     | Al Faux          | Jr.   | 12-30-00 | Oklahoma State - W, 87-66     | 7   |
|     | David Abramowitz | So.   | 2-10-00  | *at Utah - L, 65-83           | 7   |

## Three-Point Field Goals Attempted, Fisher Era

| Rk. | Player        | Class | Date    | Opponent                      | 3FGA |
|-----|---------------|-------|---------|-------------------------------|------|
| 1.  | Brandon Heath | Sr.   | 2-20-07 | *at New Mexico - ot-W, 81-74  | 14   |
| 2.  | Brandon Heath | Jr.   | 2-25-06 | *at New Mexico - W, 73-66     | 13   |
| 3.  | Brandon Heath | Sr.   | 3-19-07 | ~at Syracuse - L, 64-80       | 12   |
|     | John Sharper  | Sr.   | 3-3-06  | South Dakota State - W, 88-63 | 12   |
|     | Brandon Heath | Jr.   | 2-18-06 | *TCU - W, 83-71               | 12   |

## Three-Point Field Goal Percentage (Min. 5 3FGM)

| Rk. | Player          | Class | Date     | Opponent                    | 3FG Pct.  |
|-----|-----------------|-------|----------|-----------------------------|-----------|
| 1.  | Al Faux         | Jr.   | 12-30-00 | Oklahoma State - W, 87-66   | 7-8, 87.5 |
| 2.  | Richie Williams | Sr.   | 11-27-08 | ~vs. W. Carolina - W, 59-58 | 5-6, 83.3 |
|     | D.J. Gay        | Fr.   | 2-16-08  | *at Utah - L, 66-72         | 5-6, 83.3 |
|     | Brandon Heath   | So.   | 3-5-05   | *at Utah - L, 60-72         | 5-6, 83.3 |
|     | Brandon Heath   | Fr.   | 11-24-03 | vs. Ohio State - W, 83-61   | 5-6, 83.3 |

## Three-Point Field Goal Percentage, Fisher Era (Min. 5 3FGM)

| Rk. | Player          | Class | Date     | Opponent                    | 3FG Pct.  |
|-----|-----------------|-------|----------|-----------------------------|-----------|
| 1.  | Al Faux         | Jr.   | 12-30-00 | Oklahoma State - W, 87-66   | 7-8, 87.5 |
| 2.  | Richie Williams | Sr.   | 11-27-08 | ~vs. W. Carolina - W, 59-58 | 5-6, 83.3 |
|     | D.J. Gay        | Fr.   | 2-16-08  | *at Utah - L, 66-72         | 5-6, 83.3 |
|     | Brandon Heath   | So.   | 3-5-05   | *at Utah - L, 60-72         | 5-6, 83.3 |
|     | Brandon Heath   | Fr.   | 11-24-03 | vs. Ohio State - W, 83-61   | 5-6, 83.3 |

## Free Throws

| Rk. | Player         | Class | Date    | Opponent              | Free Throws |
|-----|----------------|-------|---------|-----------------------|-------------|
| 1.  | Anthony Watson | Sr.   | 2-20-86 | USIU (SA) - W, 138-93 | 22          |

## Free Throws, Fisher Era

| Rk. | Player           | Class | Date     | Opponent                       | Free Throws |
|-----|------------------|-------|----------|--------------------------------|-------------|
| 1.  | Brandon Heath    | So.   | 2-12-05  | *UNLV - ot-L, 91-93            | 17          |
| 2.  | Lorenzo Wade     | Sr.   | 1-21-09  | *New Mexico - W, 81-76         | 12          |
|     | Marcus Slaughter | Jr.   | 1-28-06  | *at Wyoming - ot-W, 78-77      | 12          |
|     | Marcus Slaughter | Jr.   | 1-14-06  | *UNLV - W, 83-67               | 12          |
|     | Matt Thomas      | Fr.   | 2-28-05  | *Air Force - L, 57-77          | 12          |
|     | Brandon Heath    | So.   | 1-15-05  | *at UNLV - W, 81-73            | 12          |
|     | Marcus Slaughter | So.   | 11-19-04 | UC Santa Barbara - ot-L, 72-80 | 12          |

## Free Throws Attempted, Fisher Era

| Rk. | Player           | Class | Date     | Opponent                       | Free Throws Att. |
|-----|------------------|-------|----------|--------------------------------|------------------|
| 1.  | Brandon Heath    | So.   | 2-12-05  | *UNLV - ot-L, 91-93            | 17               |
| 2.  | Marcus Slaughter | Jr.   | 1-28-06  | *at Wyoming - ot-W, 78-77      | 16               |
| 3.  | Lorenzo Wade     | Sr.   | 1-21-09  | *New Mexico - W, 81-76         | 15               |
|     | Marcus Slaughter | Jr.   | 12-10-05 | Washington State - L, 49-60    | 15               |
|     | Tony Bland       | Sr.   | 3-3-03   | *at Colorado State - L, 89-102 | 15               |

## Free Throw Percentage (Min. 10 FT)

| Rk. | Player        | Class | Date     | Opponent                      | FT Pct.      |
|-----|---------------|-------|----------|-------------------------------|--------------|
| 1.  | Brandon Heath | So.   | 2-12-05  | *UNLV - ot-L, 91-93           | 17-17, 100.0 |
| 2.  | Bernie Finlay | Sr.   | 2-26-60  | CS Los Angeles - L, 71-98     | 15-15, 100.0 |
| 3.  | Brandon Heath | So.   | 1-15-05  | *at UNLV - W, 81-73           | 12-12, 100.0 |
| 4.  | Lorenzo Wade  | Sr.   | 3-13-09  | ^vs. Brigham Young - W, 64-62 | 11-11, 100.0 |
| 5.  | Kyle Spain    | Sr.   | 2-28-09  | *at TCU - ot-W, 79-77         | 10-10, 100.0 |
|     | Brandon Heath | So.   | 3-10-05  | ^vs. Air Force - W, 73-68     | 10-10, 100.0 |
|     | Brandon Heath | Fr.   | 12-13-03 | at Texas Tech - L, 68-78      | 10-10, 100.0 |
|     | Chad Nelson   | So.   | 1-14-95  | *at Utah - L, 56-67           | 10-10, 100.0 |

## Free Throw Percentage, Fisher Era (Min. 10 FT)

| Rk. | Player        | Class | Date    | Opponent                      | FT Pct.      |
|-----|---------------|-------|---------|-------------------------------|--------------|
| 1.  | Brandon Heath | So.   | 2-12-05 | *UNLV - ot-L, 91-93           | 17-17, 100.0 |
| 2.  | Brandon Heath | So.   | 1-15-05 | *at UNLV - W, 81-73           | 12-12, 100.0 |
| 3.  | Lorenzo Wade  | Sr.   | 3-13-09 | ^vs. Brigham Young - W, 64-62 | 11-11, 100.0 |

|    |               |     |          |                           |              |
|----|---------------|-----|----------|---------------------------|--------------|
| 4. | Kyle Spain    | Sr. | 2-28-09  | *at TCU - ot-W, 79-77     | 10-10, 100.0 |
|    | Brandon Heath | Fr. | 12-13-03 | at Texas Tech - L, 68-78  | 10-10, 100.0 |
|    | Brandon Heath | So. | 3-10-05  | ^vs. Air Force - W, 73-68 | 10-10, 100.0 |

## Steals

| Rk. | Player      | Class | Date    | Opponent         | Steals |
|-----|-------------|-------|---------|------------------|--------|
| 1.  | Tracy Dildy | Fr.   | 2-20-86 | USIU - W, 138-93 | 9      |

## Steals, Fisher Era

| Rk. | Player   | Class | Date    | Opponent                   | Steals |
|-----|--|-------|---------|----------------------------|--------|
| 1.  | Deandre Moore  | Sr.   | 2-1-03  | *Colorado State - L, 69-72 | 7      |
| 2.  | Richie Williams  | So.   | 1-27-07 | *Utah - W, 63-53           | 6      |
|     | Marcelo Correa   | Jr.   | 1-2-00  | High Point - W, 74-63      | 6      |
| 4.  | 15 times (Richie Williams 5, D.J. Gay 2, Brandon Heath 2, Kyle Spain 2, Billy White 2, Marcus Slaughter, Lorenzo Wade; last time: White vs. *BYU, 3-12-11) |       |         |                            | 5      |

## Blocked Shots

| Rk. | Player        | Class | Date    | Opponent                         | Blocked Shots |
|-----|---------------|-------|---------|----------------------------------|---------------|
| 1.  | Marty Dow     | Sr.   | 2-27-91 | USIU - W, 123-103                | 7             |
|     | Leonard Allen | Fr.   | 12-8-81 | Cal State Los Angeles - W, 99-60 | 7             |

## Blocked Shots, Fisher Era

| Rk. | Player           | Class | Date     | Opponent                      | Blocked Shots |
|-----|------------------|-------|----------|-------------------------------|---------------|
| 1.  | Malcolm Thomas   | Sr.   | 1-29-11  | *Wyoming - W, 96-57           | 6             |
|     | Malcolm Thomas   | Sr.   | 12-1-10  | *Saint Mary's - W, 69-55      | 6             |
|     | Malcolm Thomas   | Jr.   | 12-29-09 | UC Riverside - W, 58-53       | 6             |
| 4.  | Marcus Slaughter | Jr.   | 1-14-06  | vs. Southern Miss. - W, 79-51 | 5             |
|     | Aerick Sanders   | Sr.   | 1-6-04   | at Saint Mary's - L, 66-80    | 5             |
|     | Marcelo Correa   | Jr.   | 12-9-00  | San Diego - L, 52-55          | 5             |

## Minutes Played

| Rk. | Player     | Class | Date    | Opponent                   | Minutes |
|-----|------------|-------|---------|----------------------------|---------|
| 1.  | D.J. Gay   | Sr.   | 3-19-11 | +vs. Temple - 2ot-W, 71-64 | 50      |
|     | Myron Epps | So.   | 1-20-00 | *Air Force - 3ot-L, 77-81  | 50      |

## Minutes Played, Fisher Era

| Rk. | Player          | Class | Date    | Opponent                             | Minutes |
|-----|-----------------|-------|---------|--------------------------------------|---------|
| 1.  | D.J. Gay        | Sr.   | 3-19-11 | +vs. Temple - 2ot-W, 71-64           | 50      |
|     | Myron Epps      | So.   | 1-20-00 | *Air Force - 3ot-L, 77-81            | 50      |
| 3.  | Wesley Stokes   | Jr.   | 1-24-04 | *at Colorado St. - 2ot-L, 82-92      | 47      |
| 4.  | Kawhi Leonard   | So.   | 3-19-11 | +vs. Temple - 2ot-W, 71-64           | 46      |
| 5.  | Malcolm Thomas  | Sr.   | 3-19-11 | #vs. Temple - 2ot-W, 71-64           | 45      |
|     | D.J. Gay        | Jr.   | 2-6-10  | *at (15/23) New Mexico - ot-L, 86-88 | 45      |
|     | Aerick Sanders  | Sr.   | 2-9-04  | *at Brigham Young - ot-L, 69-83      | 45      |
|     | Myron Epps      | Jr.   | 12-6-00 | at UC Santa Barbara - 3ot-L, 77-80   | 45      |
|     | Bradley Jackson | Fr.   | 1-20-00 | *Air Force - 3ot-L, 77-81            | 45      |

## Multiple Game Records

### Most Points/Two Consecutive Games/Div. I Era

| Pl. | Name (Class)         | Points | Opponent                                | Season |
|-----|----------------------|--------|---|--------|
| 1.  | Kim Goetz (Sr.)      | 82     | Brigham Young (38), Utah (44)           | 78-79  |
| 2.  | Michael Cage (Sr.)   | 75     | at Wyoming (40), Texas-El Paso (35)     | 83-84  |
| 3.  | Anthony Watson (Sr.) | 72     | USIU (54), at Texas-El Paso (18)        | 85-86  |
| 4.  | Michael Cage (Sr.)   | 68     | Arizona (31), at Texas (37)             | 83-84  |
| 5.  | Brandon Heath (So.)  | 66     | at UNLV (37), Wyoming (29)              | 04-05  |
| 6.  | Anthony Watson (Sr.) | 65     | Hawai'i (11), US International (54)     | 85-86  |
|     | Michael Cage (Sr.)   | 65     | at Colorado State (25), at Wyoming (40) | 83-84  |
| 8.  | Anthony Watson (Sr.) | 64     | at Hawai'i (34), Wyoming (30)           | 85-86  |
| 9.  | Michael Cage (Sr.)   | 63     | at Tulsa (32), Arizona (31)             | 83-84  |
| 10. | Michael Cage (Sr.)   | 62     | at Texas (37), Oral Roberts (25)        | 83-84  |

### Most Points/Three Consecutive Games/Div. I Era

| Pl. | Name (Class)         | Points | Opponent                                   | Season |
|-----|----------------------|--------|--|--------|
| 1.  | Michael Cage (Sr.)   | 100    | at CSU (25), at UW (40), UTEP (35)         | 83-84  |
|     | Michael Cage (Sr.)   | 100    | at Tulsa (32), Arizona (31), at Texas (37) | 83-84  |
| 3.  | Anthony Watson (Sr.) | 97     | USIU (54), at UTEP (18), at UNM (25)       | 85-86  |
| 4.  | Anthony Watson (Sr.) | 95     | at Hawai'i (34), UW (30), at CSU (31)      | 85-86  |
| 5.  | Kim Goetz (Sr.)      | 94     | UNM (12), BYU (38), Utah (44)              | 78-79  |
| 6.  | Michael Cage (Sr.)   | 93     | Arizona (31), at Texas (37), ORU (25)      | 83-84  |
| 7.  | Michael Cage (Sr.)   | 92     | at UW (40), UTEP (35), UNM (17)            | 83-84  |

Consecutive Games Started: 112, Michael Cage, 1981-82-83-84 seasons

Consecutive Free Throws Made: 33, Joel Kramer, 1977-78 season

## Key

\* - Conference game. ^ - Conference tournament game. + - NCAA Tournament. ~ - NIT. PG - Peterson Gym. SA - Sports Arena. Number prior to opponent indicates opponent national ranking.

# Top Game Performances



2011 NCAA SWEET 16 ► BACK-TO-BACK MOUNTAIN WEST CONFERENCE CHAMPIONS

## Most 40-Point Games/Career

| Player         | Years | No. |
|----------------|-------|-----|
| Kim Goetz      | 78-79 | 2   |
| Michael Cage   | 81-84 | 1   |
| Will Connelly  | 75-77 | 1   |
| Von Jacobsen   | 69-71 | 1   |
| Eddie Morris   | 80-83 | 1   |
| Anthony Watson | 83-86 | 1   |

## Most 30-Point Games/Career

| Player         | Years | No. |
|----------------|-------|-----|
| Michael Cage   | 81-84 | 8   |
| Anthony Watson | 83-86 | 7   |
| Kim Goetz      | 78-79 | 5   |
| Brandon Heath  | 04-07 | 5   |
| Tony Ross      | 87-89 | 4   |
| Von Jacobsen   | 69-71 | 3   |
| Carlus Groves  | 94    | 2   |
| Bob Brady      | 52-54 | 2   |

## Most 30-Point Games/Season

| Player         | Year | No. |
|----------------|------|-----|
| Anthony Watson | 1986 | 7   |
| Michael Cage   | 1984 | 6   |
| Tony Ross      | 1987 | 4   |
| Kim Goetz      | 1979 | 3   |
| Michael Cage   | 1983 | 2   |
| Kim Goetz      | 1978 | 2   |
| Carlus Groves  | 1994 | 2   |
| Brandon Heath  | 2007 | 2   |
| Von Jacobsen   | 1970 | 2   |

## Most 20-Rebound Games/Career

| Player       | Years | No. |
|--------------|-------|-----|
| Michael Cage | 81-84 | 7   |
| Al Skalecky  | 66-68 | 4   |

## Most 15-Rebound Games/Career

| Player         | Years | No. |
|----------------|-------|-----|
| Michael Cage   | 81-84 | 24  |
| Kawhi Leonard  | 10-11 | 10  |
| Aerick Sanders | 01-04 | 5   |
| Leon Carter    | 95-96 | 4   |
| Marty Dow      | 90-91 | 4   |
| Al Skalecky    | 66-68 | +4  |

## Most 20-Rebound Games/Season

| Player       | Year | No. |
|--------------|------|-----|
| Michael Cage | 1981 | 4   |
| Michael Cage | 1983 | 2   |
| Al Skalecky  | 1968 | 2   |
| Al Skalecky  | 1966 | 2   |

## 30-Point Games

Below is a list of every 30-point scoring game in San Diego State history.

► There have been 57 30-point scoring efforts by 29 players in SDSU history.  
 ► Since the start of the 1970-71 season (beginning of the Division I era), there have been 48 30-point scoring games.  
 ► The last time it occurred was Jan. 15, 2011, when D.J. Gay scored 30 points at New Mexico.

|                                  |    |
|----------------------------------|----|
| <b>Kareem Anderson</b> (1996)    | 1  |
| F.3.96 *Hawai'i (SA) (W, 103-94) | 34 |

|                                 |    |
|---------------------------------|----|
| <b>Tony Bland</b> (2002-03)     | 1  |
| J.29.02 Houston (CA) (W, 78-66) | 33 |

|                               |    |
|-------------------------------|----|
| <b>Bob Brady</b> (1952-53-54) | 2  |
| J.16.54 vs. Pepperdine        | 32 |
| F.7.53 Occidental (W, 88-72)  | 31 |

|                                     |    |
|-------------------------------------|----|
| <b>Evan Burns</b> (2003)            | 1  |
| F.24.03 *New Mexico (CA) (W, 89-73) | 31 |

|                                       |    |
|---------------------------------------|----|
| <b>Michael Cage</b> (1981-82-83-84)   | 8  |
| F.6.84 *at Wyoming (ot-L, 73-83)      | 40 |
| D.20.83 at Texas (W, 91-77)           | 37 |
| F.9.84 *(7) UTEP (SA) (W, 73-62)      | 35 |
| D.10.83 at Tulsa (L, 80-91)           | 32 |
| D.1.82 at Long Beach State (W, 93-80) | 32 |
| D.17.83 Arizona (SA) (W, 90-80)       | 31 |
| M.1.84 *Wyoming (SA) (L, 64-65)       | 30 |
| D.29.82 Florida State (SA) (W, 89-85) | 30 |

|                                    |    |
|------------------------------------|----|
| <b>Will Connelly</b> (1975-76-77)  | 1  |
| D.9.74 (12) Purdue (SA) (L, 87-91) | 40 |

|   |    |
|---|----|
| <b>Steve Copp</b> (1973-74-75-76)         | 1  |
| D.21.73 (13) Kansas State (SA) (W, 88-75) | 39 |

|                                   |    |
|-----------------------------------|----|
| <b>Myron Epps</b> (1999-00-01-02) | 1  |
| J.29.00 *at Wyoming (L, 87-93)    | 32 |

|  |    |
|--|----|
| <b>Bernie Finlay</b> (1958-59-60)        | 1  |
| F.12.60 *at Long Beach State (L, 72-104) | 36 |

|                                    |    |
|------------------------------------|----|
| <b>Brian Frishman</b> (1976)       | 1  |
| D.20.76 at New Mexico (L, 104-107) | 32 |

|   |    |
|---|----|
| <b>Kim Goetz</b> (1978-79)              | 5  |
| M.3.79 *Utah (SA) (L, 87-100)           | 44 |
| F.9.79 *Colorado State (SA) (W, 90-83)  | 42 |
| M.1.79 *Brigham Young (SA) (L, 95-96)   | 38 |
| F.23.78 *San Jose State (SA) (W, 81-77) | 34 |
| J.26.78 *CS Fullerton (SA) (W, 94-69)   | 31 |

|                                   |    |
|-----------------------------------|----|
| <b>D.J. Gay</b> (2008-09-10-11)   | 1  |
| J.15.11 *at New Mexico (W, 87-77) | 30 |

|                                      |    |
|--------------------------------------|----|
| <b>Carlus Groves</b> (1994)          | 2  |
| F.3.94 *Fresno State (PG) (L, 79-93) | 31 |
| F.19.94 *UTEP (PG) (W, 100-85)       | 30 |

|  |    |
|--|----|
| <b>Brandon Heath</b> (2004-05-06-07)           | 5  |
| J.15.05 *at UNLV (W, 81-73)                    | 37 |
| F.25.06 *at New Mexico (W, 73-66)              | 32 |
| F.24.07 (21/22) *Brigham Young (CA) (W, 86-74) | 30 |
| F.20.07 *at New Mexico (ot-W, 81-74)           | 30 |
| D.13.04 at Texas Tech (L, 68-78)               | 30 |

|                                   |    |
|-----------------------------------|----|
| <b>Randy Holcomb</b> (2001-02)    | 1  |
| J.8.02 at Texas A&M-CC (W, 82-79) | 30 |

|                                      |    |
|--------------------------------------|----|
| <b>Von Jacobsen</b> (1969-70-71)     | 3  |
| F.8.69 Chapman (PG) (W, 99-90)       | 40 |
| D.6.69 Tahoe College (SA) (W, 92-87) | 33 |

|                                      |    |
|--------------------------------------|----|
| F.10.70 vs. CS Fullerton (W, 112-66) | 32 |
|--------------------------------------|----|

|   |    |
|---|----|
| <b>Shawn Jamison</b> (1990)                 | 1  |
| F.10.90 U.S. International (SA) (W, 108-97) | 37 |

|  |    |
|--|----|
| <b>Mitch McMullen</b> (1988-89)            | 1  |
| F.25.89 U.S. International (SA) (W, 97-82) | 31 |

|                                |    |
|--------------------------------|----|
| <b>Chris McMurray</b> (1972)   | 1  |
| D.21.71 vs. Chapman (W, 99-79) | 32 |

|                                     |    |
|-------------------------------------|----|
| <b>Joe McNaull</b> (1991-92-93)     | 1  |
| D.20.91 Florida A&M (SA) (W, 94-90) | 30 |

|                                     |    |
|-------------------------------------|----|
| <b>Eddie Morris</b> (1980-81-82-83) | 1  |
| F.5.80 UNLV (SA) (L, 86-98)         | 41 |

|   |    |
|---|----|
| <b>Ken Neun</b> (1969)                  | 1  |
| F.1.69 UC Santa Barbara (PG) (L, 80-93) | 33 |

|                                       |    |
|---------------------------------------|----|
| <b>Tony Pinkins</b> (1955-56-57)      | 1  |
| F.21.57 *at CS Los Angeles (W, 66-61) | 35 |

|                                    |    |
|------------------------------------|----|
| <b>Tony Ross</b> (1987-88-89)      | 4  |
| F.7.87 *Air Force (SA) (L, 77-81)  | 33 |
| J.3.87 *New Mexico (SA) (L, 84-88) | 31 |
| M.3.87 ^Hawai'i (SA) (W, 93-90)    | 30 |
| D.27.86 Manhattan (SA) (W, 77-69)  | 30 |

|                               |    |
|-------------------------------|----|
| <b>Jim Sams</b> (1954-55-56)  | 1  |
| D.17.54 at Seattle (W, 91-72) | 36 |

|                                       |    |
|---------------------------------------|----|
| <b>Aerick Sanders</b> (2001-02-03-04) | 1  |
| D.31.03 Portland (CA) (W, 67-61)      | 34 |

|                                    |    |
|------------------------------------|----|
| <b>Kyle Spain</b> (2006-07-08-09)  | 1  |
| J.21.09 New Mexico (CA) (W, 81-76) | 30 |

|   |    |
|---|----|
| <b>Anthony Watson</b> (1983-84-85-86)       | 7  |
| F.20.86 U.S. International (SA) (W, 138-93) | 54 |
| J.23.86 *at Hawai'i (L, 80-83)              | 34 |
| F.6.86 *Brigham Young (SA) (L, 71-81)       | 32 |
| F.13.86 *at Wyoming (L, 71-89)              | 31 |
| J.30.86 *at Colorado State (L, 72-75)       | 31 |
| J.27.86 *Wyoming (SA) (W, 88-82)            | 30 |
| J.10.86 *at Utah (ot-L, 89-93)              | 30 |

|                                       |    |
|---------------------------------------|----|
| <b>Billy White</b> (2008-09-10-11)    | 1  |
| N.16.10 at (11/12) Gonzaga (W, 79-76) | 30 |

## 15-Rebound Games

Below is a list of every 20-rebound game in school history and every 15-rebound game of the Division I era.

► There have been 16 20-rebound performances by seven players in SDSU history and 86 15-rebound games accomplished by 24 players.

► The last time an SDSU player had at least 20 rebounds was March 13, 2010, when Kawhi Leonard had 21 rebounds at UNLV.

|                                       |    |
|---------------------------------------|----|
| <b>Leonard Allen</b> (1982-83-84-85)  | 2  |
| F.14.85 Texas-El Paso (SA) (W, 76-63) | 18 |
| D.1.84 Morgan State (SA) (W, 128-68)  | 15 |

|                               |    |
|-------------------------------|----|
| <b>Ryan Amoroso</b> (2008-09) | 1  |
| M.14.09 ^Utah (L, 50-52)      | 15 |

|                              |    |
|------------------------------|----|
| <b>Fred Branch</b> (1977-78) | 1  |
| J.6.77 at Arizona (L, 77-80) | 16 |

|                                      |    |
|--------------------------------------|----|
| <b>Michael Cage</b> (1981-82-83-84)  | 24 |
| D.29.80 LaSalle (SA) (W, 93-67)      | 26 |
| F.6.84 *at Wyoming (L, 73-83)        | 21 |
| J.31.83 *Air Force (SA) (W, 71-47)   | 21 |
| D.4.82 Prairie View (SA) (W, 105-83) | 20 |
| F.24.81 Hawai'i (SA) (W, 90-77)      | 20 |

|   |    |
|---|----|
| J.31.81 *at Texas-El Paso (L, 66-81)        | 20 |
| J.7.81 Navy (SA) (W, 90-77)                 | 20 |
| D.27.83 Oral Roberts (SA) (ot-W, 85-75)     | 19 |
| J.6.83 Saint Mary's (PG) (W, 80-55)         | 19 |
| D.1.82 at CS Long Beach (W, 93-80)          | 19 |
| J.5.84 San Diego (SA) (W, 61-47)            | 18 |
| N.28.83 at Saint Mary's (W, 72-67)          | 18 |
| N.26.82 San Francisco State (PG) (W, 75-58) | 18 |
| F.22.83 CS Long Beach (SA) (W, 91-76)       | 17 |
| D.13.80 at CS Fullerton (W, 70-64)          | 17 |
| D.11.80 at Northern Arizona (L, 68-76)      | 17 |
| J.15.81 *Air Force (SA) (W, 58-43)          | 16 |
| M.1.84 *Wyoming (SA) (L, 64-65)             | 15 |
| F.25.84 at Hawai'i (L, 55-57)               | 15 |
| J.21.84 Brigham Young (SA) (W, 79-75)       | 15 |
| F.24.83 *at Wyoming (L, 56-66)              | 15 |
| J.22.83 at Hawai'i (L, 75-98)               | 15 |
| D.23.82 at Arizona (L, 44-46)               | 15 |
| M.7.81 *New Mexico (SA) (W, 92-84)          | 15 |

|                                      |    |
|--------------------------------------|----|
| <b>Leon Carter</b> (1995-96)         | 4  |
| J.18.96 *at Fresno State (L, 67-79)  | 17 |
| F.29.96 at Colorado State (L, 74-87) | 15 |
| F.3.96 Hawai'i (SA) (W, 103-94)      | 15 |
| J.20.96 at Air Force (W, 77-69)      | 15 |

|   |    |
|---|----|
| <b>Will Connelly</b> (1975-76-77)         | 2  |
| J.29.76 *Long Beach State (PG) (W, 79-52) | 15 |
| D.17.75 Central Michigan (PG) (W, 73-59)  | 15 |

|  |    |
|--|----|
| <b>Steve Copp</b> (1973-74-75-76)        | +1 |
| F.19.76 UC Santa Barbara (PG) (L, 73-76) | 15 |

|  |    |
|--|----|
| <b>Marcelo Correa</b> (1997-98-99-00-01) | 1  |
| N.24.99 UC Riverside (CA) (W, 73-57)     | 15 |

|  |    |
|--|----|
| <b>Marty Dow</b> (1990-91)             | 4  |
| F.23.91 *at Wyoming (W, 95-83)         | 16 |
| M.2.91 at Hawai'i (L, 58-65)           | 15 |
| F.3.91 *Wyoming (SA) (W, 87-84)        | 15 |
| D.8.90 Cal Poly Pomona (PG) (W, 94-78) | 15 |

|  |    |
|--|----|
| <b>Eddy Gordon</b> (1980-81-82-83)     | 1  |
| D.27.80 at Long Beach State (W, 71-68) | 17 |

|  |    |
|--|----|
| <b>Rodney Hawkins</b> (1986-87-88)     | 2  |
| J.21.88 at Air Force (L, 57-60)        | 16 |
| D.13.86 CS Los Angeles (SA) (W, 64-60) | 15 |

|                                |    |
|--------------------------------|----|
| <b>Randy Holcomb</b> (2001-02) | 1  |
| D.29.01 at Duke (L, 79-92)     | 15 |

|                              |    |
|------------------------------|----|
| <b>Larry Jones</b> (1972-73) | +1 |
| 1971-72 *vs. Fresno State    | 21 |

|   |    |
|---|----|
| <b>Joel Kramer</b> (1974-76-77-78)        | 2  |
| J.31.77 *UC Santa Barbara (PG) (W, 76-66) | 16 |
| N.25.77 Drake (SA) (W, 100-72)            | 15 |

|                                 |    |
|---------------------------------|----|
| <b>Roy Kruiswyk</b> (1997-98)   | 1  |
| J.10.98 Hawai'i (CA) (W, 81-72) | 15 |

|  |    |
|--|----|
| <b>Kawhi Leonard</b> (2010-11)             | 10 |
| M.13.10 ^at UNLV (W, 55-45)                | 21 |
| D.9.09 CS Fullerton (VA) (W, 82-68)        | 18 |
| J.12.11 *UNLV (VA) (W, 55-49)              | 17 |
| F.19.11 *at Air Force (W, 70-58)           | 15 |
| F.2.11 *at Colorado State (W, 56-54)       | 15 |
| J.26.11 *at (9/9) Brigham Young (L, 58-71) | 15 |
| J.15.11 *at New Mexico (W, 87-77)          | 15 |
| M.3.10 *Colorado State (VA) (W, 68-55)     | 15 |
| F.20.10 *Utah (VA) (W, 68-61)              | 15 |
| J.5.10 *(15/14) New Mexico (VA) (W, 74-64) | 15 |

|                                   |    |
|-----------------------------------|----|
| <b>Steve Malovic</b> (1978-79)    | 2  |
| F.24.79 *at New Mexico (L, 78-84) | 23 |
| F.17.79 at UNLV (W, 94-91)        | 16 |

|                                 |    |
|---------------------------------|----|
| <b>Chris McMurray</b> (1972-73) | +1 |
| D.21.71 vs. Chapman (W, 99-79)  | 23 |



# Top Game Performances



2011 NCAA SWEET 16 ► BACK-TO-BACK MOUNTAIN WEST CONFERENCE CHAMPIONS

|  |    |
|--|----|
| <b>Joe McNaull</b> (1991-92-93)        | 2  |
| J.25.92 *New Mexico (SA) (L, 61-71)    | 17 |
| J.28.93 *vs. Air Force (PG) (W, 59-51) | 16 |

|  |    |
|--|----|
| <b>Gerald Murray</b> (1984-85-87)          | 3  |
| F.26.87 *Brigham Young (SA) (L, 68-85)     | 17 |
| F.28.87 *Utah (SA) (W, 75-62)              | 15 |
| J.29.87 U.S. International (SA) (L, 81-87) | 15 |

|                                       |    |
|---------------------------------------|----|
| <b>Aerick Sanders</b> (2001-02-03-04) | 5  |
| N.25.03 vs. Dayton (L, 71-76)         | 18 |
| F.21.04 *Wyoming (CA) (W, 74-66)      | 16 |
| N.26.03 at Chaminade (W, 75-67)       | 16 |
| J.24.04 *at Colorado State (L, 82-92) | 16 |
| N.30.03 Troy State (CA) (L, 84-93)    | 15 |

|                                 |    |
|---------------------------------|----|
| <b>Al Skaleyky</b> (1966-67-68) | +4 |
| 1965-66 vs. CS Northridge       | 25 |
| 1967-68 vs. CS Northridge       | 22 |
| 1965-66 vs. Cal Poly-SLO        | 22 |
| 1967-68 vs. UC Irvine           | 21 |

|  |    |
|--|----|
| <b>Marcus Slaughter</b> (2004-05)        | 8  |
| J.14.06 *vs. UNLV (W, 83-67)             | 20 |
| M.9.06 vs. Colorado State (W, 64-52)     | 19 |
| J.18.06 *at TCU (W, 76-57)               | 18 |
| D.10.05 Washington State (CA) (L, 49-60) | 17 |
| F.8.06 *Air Force (CA) (W, 61-51)        | 15 |
| N.26.05 Albany (CA) (W, 80-53)           | 15 |
| J.29.05 *at Air Force (L, 50-62)         | 15 |
| F.17.04 *at UNLV (L, 65-68)              | 15 |

|                                   |    |
|-----------------------------------|----|
| <b>Malcolm Thomas</b> (2010-11)   | 3  |
| J.12.11 *UNLV (VA) (W, 55-49)     | 16 |
| D.13.10 Cal Poly (VA) (W, 51-45)  | 15 |
| J.5.10 New Mexico (VA) (W, 74-64) | 15 |

## 10-Assist Games

Below is a list of every 10-assist game since the 1975-76 season.

- There have been 65 10-assist efforts by 22 players in SDSU history.
- The last time it happened was March 1, 2008, when Lorenzo Wade recorded 11 against Colorado State.

|                                      |    |
|--------------------------------------|----|
| <b>Howard Avery</b> (1979)           | 1  |
| N.28.78 Idaho State (SA) (W, 104-83) | 13 |

|                                    |    |
|------------------------------------|----|
| <b>William Campbell</b> (1987)     | 1  |
| J.3.87 *New Mexico (SA) (L, 84-88) | 10 |

|                                |    |
|--------------------------------|----|
| <b>Dean Decker</b> (1977-78)   | 7  |
| D.30.77 Purdue (SA) (W, 91-84) | 14 |

|   |    |
|---|----|
| D.11.76 UNLV (SA) (L, 113-118)          | 14 |
| J.19.78 UC Irvine (SA) (W, 90-65)       | 13 |
| F.19.77 *Fresno State (PG) (W, 80-58)   | 12 |
| F.25.78 *Pacific (SA) (W, 84-69)        | 11 |
| J.3.77 N. Texas State (PG) (L, 100-108) | 11 |
| D.2.77 Arizona (SA) (L, 79-80)          | 10 |

|                                     |    |
|-------------------------------------|----|
| <b>Mark Delsman</b> (1974-75-76-77) | 1  |
| D.11.79 (5) UNLV (SA) (L, 113-118)  | 13 |

|                                       |    |
|---------------------------------------|----|
| <b>Tracy Dildy</b> (1986-87)          | 1  |
| D.1.86 at UC Santa Barbara (L, 70-87) | 11 |

|   |    |
|---|----|
| <b>Mike Dodd</b> (1976-77-78-79)          | 4  |
| D.23.78 Kansas (SA) (W, 81-69)            | 11 |
| J.28.78 *UC Santa Barbara (SA) (W, 80-56) | 11 |
| F.9.79 *Colorado State (SA) (W, 90-83)    | 10 |
| F.3.79 *at Brigham Young (L, 80-88)       | 10 |

|                                      |    |
|--------------------------------------|----|
| <b>Creon Dorsey</b> (1985-86)        | 4  |
| F.12.85 Long Beach State (W, 86-69)  | 13 |
| F.15.86 *Hawai'i (SA) (W, 80-70)     | 12 |
| D.28.84 TCU (SA) (L, 70-72)          | 11 |
| J.31.85 *at Brigham Young (W, 77-71) | 10 |

|  |    |
|--|----|
| <b>Tony Gwynn</b> (1978-79-80-81)        | 16 |
| F.5.80 *UNLV (SA) (L, 86-98)             | 18 |
| M.7.81 *New Mexico (SA) (W, 92-84)       | 16 |
| J.17.81 UNLV (SA) (L, 77-78)             | 14 |
| F.14.80 *New Mexico (SA) (W, 76-74)      | 14 |
| J.8.80 *Hawai'i (SA) (L, 76-78)          | 13 |
| F.3.79 *at Brigham Young (L, 80-88)      | 13 |
| J.5.80 *Wyoming (SA) (W, 65-57)          | 12 |
| F.9.80 *at Hawai'i (L, 69-79)            | 11 |
| J.11.80 *at UNLV (L, 86-88)              | 11 |
| M.1.79 *Brigham Young (SA) (L, 95-96)    | 11 |
| F.14.81 *Brigham Young (SA) (W, 73-72)   | 10 |
| D.30.80 DePaul (SA) (L, 69-85)           | 10 |
| J.19.80 *at New Mexico (L, 72-73)        | 10 |
| F.10.79 *Wyoming (SA) (W, 79-71)         | 10 |
| D.29.79 Tennessee (SA) (L, 77-96)        | 10 |
| D.13.79 Oklahoma State (SA) (W, 104-100) | 10 |

|                                    |    |
|------------------------------------|----|
| <b>Jason Hamilton</b> (1993)       | 1  |
| F.6.93 *at Fresno State (L, 70-78) | 10 |

|                                   |    |
|-----------------------------------|----|
| <b>Bradley Jackson</b> (2000)     | 1  |
| J.2.00 High Point (CA) (W, 74-63) | 11 |

|  |    |
|--|----|
| <b>Raymond King</b> (1996)             | 1  |
| J.2.96 *Colorado State (SA) (W, 87-67) | 11 |

|   |    |
|---|----|
| <b>Jeff Konek</b> (1985)                | 1  |
| D.6.83 Long Beach State (SA) (W, 91-76) | 10 |

|  |    |
|--|----|
| <b>Ray Leary</b> (1974-75-76)          | 3  |
| J.31.76 *Fresno State (PG) (W, 103-84) | 11 |
| J.15.76 at UC Santa Barbara (L, 78-83) | 10 |
| D.15.75 at UCLA (L, 86-101)            | 10 |

|                                      |    |
|--------------------------------------|----|
| <b>Deandre Moore</b> (2001-02-03)    | 2  |
| M.1.01 ^vs. Wyoming (L, 62-69)       | 11 |
| D.2.00 CS Sacramento (CA) (W, 92-69) | 11 |

|                                       |    |
|---------------------------------------|----|
| <b>Chad Nelson</b> (1994-95-96-97)    | 1  |
| J.30.96 CS Northridge (SA) (W, 80-47) | 10 |

|                                      |    |
|--------------------------------------|----|
| <b>Andre Ross</b> (1984-85)          | 1  |
| D.27.83 Oral Roberts (SA) (W, 85-75) | 13 |

|  |    |
|--|----|
| <b>Keith Smith</b> (1982-83)             | 13 |
| D.7.82 Doane College (PG) (W, 100-88)    | 14 |
| M.12.82 UC Irvine (SA) (NIT) (L, 69-70)  | 13 |
| M.4.82 *Colorado State (SA) (W, 68-62)   | 13 |
| J.30.82 *Utah (SA) (W, 75-62)            | 12 |
| J.9.82 *at Hawai'i (L, 63-70)            | 12 |
| D.12.81 Oregon (SA) (W, 87-74)           | 12 |
| J.21.82 *at Wyoming (L, 64-77)           | 11 |
| D.30.81 Temple (SA) (W, 75-64)           | 11 |
| D.29.81 Baylor (SA) (W, 77-54)           | 11 |
| F.25.82 *at Utah (W, 74-72)              | 10 |
| J.28.82 *Brigham Young (SA) (W, 80-66)   | 10 |
| D.22.81 Long Beach State (SA) (W, 92-84) | 10 |
| N.30.81 UC San Diego (PG) (W, 105-70)    | 10 |

|                                  |    |
|----------------------------------|----|
| <b>Virgil Smith</b> (1992)       | 2  |
| N.24.91 Richmond (SA) (L, 68-78) | 11 |
| F.13.92 *at Wyoming (L, 66-92)   | 10 |

|  |    |
|--|----|
| <b>Lorenzo Wade</b> (2007-08)          | 1  |
| M.1.08 *Colorado State (CA) (W, 86-62) | 11 |

|   |    |
|---|----|
| <b>Anthony Watson</b> (1983-84-85-86)   | 1  |
| F.16.84 *at Brigham Young (ot-L, 92-94) | 10 |

|                                   |    |
|-----------------------------------|----|
| <b>Bryan Williams</b> (1988-89)   | 1  |
| F.12.88 *at New Mexico (L, 85-93) | 10 |

|   |    |
|---|----|
| <b>Richie Williams</b> (2006)             | 1  |
| M.3.06 South Dakota State (CA) (W, 88-63) | 11 |

**Key**

\* - Conference game. ^ - Conference tournament game. PG - Peterson Gym. SA - Sports Arena. CA - Viejas Arena (formerly Cox Arena). Number prior to opponent indicates opponent national ranking. + Indicates the individual played at least some portion of his career prior to 1975-76 and the total may be incomplete. For the purposes of this book, anytime a season is listed as one year, the back half of the season is designated. (e.g. 1989-90 is 90).

## Most 10-Assist Games/Career

| Player       | Years | No. |
|--------------|-------|-----|
| Tony Gwynn   | 78-81 | 16  |
| Keith Smith  | 82-83 | 13  |
| Dean Decker  | 77-78 | 7   |
| Creon Dorsey | 85-86 | 4   |
| Mike Dodd    | 76-79 | 4   |
| Ray Leary    | 74-76 | 3   |

## Double-Double Team Log

Below is a look at the number of double-doubles and number of Aztecs that recorded a double double in every season since 1975-76.

| Season  | No. | Pl. |
|---------|-----|-----|
| 1975-76 | 30  | 6   |
| 1976-77 | 24  | 7   |
| 1977-78 | 17  | 3   |
| 1978-79 | 20  | 6   |
| 1979-80 | 19  | 4   |
| 1980-81 | 16  | 3   |
| 1981-82 | 22  | 4   |
| 1982-83 | 23  | 4   |
| 1983-84 | 30  | 4   |
| 1984-85 | 14  | 4   |
| 1985-86 | 10  | 4   |
| 1986-87 | 16  | 3   |
| 1987-88 | 11  | 3   |
| 1988-89 | 16  | 5   |
| 1989-90 | 10  | 3   |
| 1990-91 | 15  | 3   |
| 1991-92 | 13  | 3   |
| 1992-93 | 10  | 3   |
| 1993-94 | 7   | 3   |
| 1994-95 | 7   | 5   |
| 1995-96 | 6   | 2   |
| 1996-97 | 2   | 2   |
| 1997-98 | 13  | 3   |
| 1998-99 | 4   | 2   |
| 1999-00 | 7   | 3   |
| 2000-01 | 8   | 4   |
| 2001-02 | 15  | 2   |
| 2002-03 | 5   | 3   |
| 2003-04 | 15  | 3   |
| 2004-05 | 11  | 2   |
| 2005-06 | 21  | 3   |
| 2006-07 | 8   | 4   |
| 2007-08 | 5   | 3   |
| 2008-09 | 8   | 5   |
| 2009-10 | 21  | 2   |
| 2010-11 | 36  | 4   |

## ► Double-Doubles (Since 1975-76 season)

| Double-Doubles/Career |                  |             |
|-----------------------|------------------|-------------|
| Pl.                   | Name             | Seasons     |
| 1.                    | Michael Cage     | 81-82-83-84 |
| 2.                    | Kawhi Leonard    | 10-11       |
| 3.                    | Marcus Slaughter | 04-05-06    |
| 4.                    | Joel Kramer      | 74-76-77-78 |
| 5.                    | Randy Holcomb    | 01-02       |
| 6.                    | Joe McNaull      | 91-92-93    |
| 7.                    | Steve Malovic    | 78-79       |
| 8.                    | Marty Dow        | 90-91       |
| 9.                    | Leonard Allen    | 82-83-84-85 |
| 10.                   | Aerick Sanders   | 01-02-03-04 |
|                       | Eddy Gordon      | 80-81-82-83 |
|                       | Will Connelly    | 75-76-77    |
| 13.                   | Malcolm Thomas   | 10-11       |
| 14.                   | Rodney Hawkins   | 86-87-88    |
| 15.                   | Gerald Murray    | 84-85-87    |
|                       | Keith Smith      | 82-83       |
|                       | Tony Gwynn       | 78-79-80-81 |
| --                    | Tim Shelton      | 08-09-10-11 |
| --                    | Jamaal Franklin  | 11          |

| Double-Doubles/Season |                        |        |     |
|-----------------------|------------------------|--------|-----|
| Pl.                   | Name (Class)           | Season | No. |
| 1.                    | Kawhi Leonard (So.)    | 2011   | 23  |
|                       | Michael Cage (Sr.)     | 1984   | 23  |
| 3.                    | Marcus Slaughter (Jr.) | 2006   | 18  |
|                       | Michael Cage (Jr.)     | 1983   | 18  |
| 5.                    | Kawhi Leonard (Fr.)    | 2010   | 17  |
| 6.                    | Randy Holcomb (Sr.)    | 2002   | 14  |
| 7.                    | Marty Dow (Sr.)        | 1991   | 13  |
| 8.                    | Aerick Sanders (Sr.)   | 2004   | 12  |
| 9.                    | Gerald Murray (Sr.)    | 1987   | 11  |
| 10.                   | Marcus Slaughter       | 2005   | 10  |
|                       | Roy Kruiswyk (Sr.)     | 1998   | 10  |
|                       | Keith Smith (Jr.)      | 1982   | 10  |
|                       | Michael Cage (So.)     | 1982   | 10  |
|                       | Michael Cage (Fr.)     | 1981   | 10  |
|                       | Eddy Gordon (So.)      | 1980   | 10  |

**Most Consecutive Double-Doubles - 9**  
Michael Cage (final game of 1982-83 and the first eight games of 1983-84)

**Most Consecutive Double-Doubles, Season - 8**  
Michael Cage (twice during 1983-84)

**Three Double-Doubles in the Same Game - 5 times**  
most recently Jan. 29, 2008, at Colorado State - W, 83-82 (Ryan Amoroso 23 pts., 11 rebs., Lorenzo Wade 18 pts., 10 rebs.; Billy White 17 pts., 10 rebs.)

**Two Double-Doubles in the Same Game - 48 times since 1979**  
most recently March 17, 2011, vs. Northern Colorado - W, 68-50 (Kawhi Leonard 21 pts., 10 rebs. and Billy White 12 pts., 13 rebs.)

**Triple-Doubles - 0**  
closest as defined by having a double-double and highest total in third category:

Keith Smith vs. Brigham Young, Jan. 28, 1982 - 19 pts., 10 ast., 9 rebs.  
Lorenzo Wade vs. Colorado State, March 1, 2008 - 25 pts., 11 ast., 8 rebs.

William Campbell vs. New Mexico, Jan. 3, 1987 - 15 pts., 10 ast., 8 rebs.  
Keith Smith vs. Oregon, Dec. 12, 1981 - 18 pts., 12 ast., 8 rebs.

Lorenzo Wade at Air Force, Jan. 3, 2009 - 12 pts., 11 rebs., 8 ast.  
Malcolm Thomas vs. Utah, March 10, 2011 - 13 pts., 10 rebs., 8 ast.  
Four times an SDSU player has had a double-double with seven in the third category (Michael Cage (2), Creon Dorsey and Tony Gwynn) last time was Feb. 15, 1986.

# Miscellaneous Records



2011 NCAA SWEET 16 ► BACK-TO-BACK MOUNTAIN WEST CONFERENCE CHAMPIONS

## San Diego State Division I Era Starts

| Wins Thru | 1 | 2 | 3 | 4 | 5 | 6 | 7 | 8 | 9 | 10 | 11 | 12 | 13 | 14 | 15 | 16 | 17 | 18 | 19 | 20 | 21 | 22 | 23 | 24 | 25 | 26 | 27    | 28    | Final |
|-----------|---|---|---|---|---|---|---|---|---|----|----|----|----|----|----|----|----|----|----|----|----|----|----|----|----|----|-------|-------|-------|
| 1970-71   | 0 | 0 | 0 | 1 | 2 | 2 | 2 | 2 | 2 | 3  | 3  | 3  | 4  | 5  | 6  | 7  | 7  | 8  | 9  | 9  | 10 | 11 | 11 | 11 | 12 | 12 |       | 12-14 |       |
| 1971-72   | 1 | 2 | 3 | 4 | 5 | 6 | 7 | 7 | 8 | 8  | 8  | 9  | 10 | 11 | 11 | 12 | 12 | 12 | 13 | 13 | 14 | 15 | 16 | 17 | 17 | 17 | 18    | 18-10 |       |
| 1972-73   | 0 | 1 | 2 | 3 | 3 | 3 | 4 | 4 | 5 | 5  | 5  | 6  | 7  | 8  | 8  | 9  | 10 | 11 | 11 | 12 | 13 | 13 | 13 | 14 | 14 | 15 |       | 15-11 |       |
| 1973-74   | 0 | 1 | 1 | 1 | 1 | 2 | 2 | 3 | 3 | 3  | 3  | 3  | 3  | 3  | 4  | 4  | 4  | 4  | 4  | 4  | 4  | 5  | 5  | 5  | 6  | 7  |       | 7-19  |       |
| 1974-75   | 0 | 1 | 1 | 1 | 2 | 2 | 2 | 3 | 3 | 4  | 4  | 5  | 5  | 6  | 7  | 8  | 9  | 10 | 10 | 11 | 12 | 13 | 13 | 14 | 14 | 14 |       | 14-13 |       |
| 1975-76   | 0 | 0 | 1 | 2 | 2 | 2 | 3 | 4 | 4 | 5  | 6  | 7  | 8  | 9  | 9  | 10 | 11 | 12 | 13 | 13 | 13 | 13 | 14 | 14 | 15 | 16 | 16-13 |       |       |
| 1976-77   | 0 | 1 | 1 | 1 | 1 | 1 | 2 | 2 | 2 | 3  | 3  | 3  | 3  | 3  | 4  | 5  | 6  | 6  | 6  | 7  | 8  | 9  | 9  | 10 | 11 | 12 | 13    | 13-15 |       |
| 1977-78   | 1 | 1 | 2 | 2 | 2 | 2 | 2 | 3 | 4 | 5  | 6  | 7  | 7  | 8  | 9  | 9  | 10 | 11 | 12 | 12 | 13 | 14 | 15 | 16 | 17 | 18 | 19    | 19-9  |       |
| 1978-79   | 0 | 1 | 2 | 3 | 4 | 4 | 5 | 6 | 6 | 7  | 7  | 8  | 8  | 8  | 9  | 10 | 11 | 12 | 12 | 12 | 13 | 14 | 15 | 15 | 15 | 15 |       | 15-12 |       |
| 1979-80   | 1 | 2 | 2 | 2 | 2 | 3 | 3 | 3 | 3 | 3  | 4  | 5  | 5  | 5  | 5  | 5  | 5  | 5  | 5  | 5  | 5  | 5  | 6  | 6  | 6  | 6  | 6     | 6-21  |       |
| 1980-81   | 1 | 2 | 3 | 3 | 4 | 5 | 6 | 6 | 6 | 7  | 8  | 8  | 8  | 9  | 9  | 9  | 10 | 10 | 10 | 11 | 11 | 12 | 13 | 14 | 14 | 15 |       | 15-12 |       |
| 1981-82   | 1 | 2 | 2 | 2 | 3 | 4 | 5 | 6 | 7 | 8  | 8  | 8  | 9  | 10 | 10 | 11 | 12 | 13 | 14 | 15 | 16 | 17 | 18 | 18 | 19 | 20 | 20    | 20-9  |       |
| 1982-83   | 1 | 2 | 3 | 4 | 5 | 6 | 7 | 7 | 8 | 8  | 9  | 9  | 9  | 9  | 10 | 11 | 12 | 13 | 13 | 14 | 14 | 15 | 16 | 16 | 17 | 17 | 18    | 18-10 |       |
| 1983-84   | 1 | 1 | 2 | 3 | 3 | 4 | 5 | 6 | 7 | 7  | 8  | 9  | 9  | 10 | 10 | 11 | 12 | 12 | 12 | 13 | 14 | 14 | 14 | 14 | 14 | 14 | 15    | 15-13 |       |
| 1984-85   | 1 | 2 | 3 | 4 | 5 | 6 | 7 | 8 | 8 | 8  | 9  | 10 | 11 | 12 | 12 | 13 | 14 | 15 | 16 | 16 | 17 | 18 | 19 | 20 | 21 | 21 | 21    | 23-8  |       |
| 1985-86   | 0 | 0 | 0 | 0 | 0 | 0 | 0 | 1 | 1 | 1  | 2  | 3  | 3  | 3  | 4  | 5  | 5  | 6  | 6  | 7  | 7  | 7  | 7  | 8  | 9  | 9  | 9     | 10-19 |       |
| 1986-87   | 0 | 0 | 0 | 1 | 1 | 1 | 1 | 2 | 2 | 2  | 2  | 2  | 2  | 2  | 2  | 2  | 2  | 2  | 2  | 2  | 2  | 2  | 2  | 2  | 3  | 3  | 4     | 5-25  |       |
| 1987-88   | 0 | 1 | 2 | 2 | 2 | 3 | 3 | 4 | 4 | 5  | 6  | 6  | 6  | 7  | 7  | 7  | 7  | 8  | 9  | 9  | 9  | 10 | 10 | 11 | 11 | 11 | 12    | 12-17 |       |
| 1988-89   | 1 | 2 | 3 | 3 | 3 | 4 | 4 | 5 | 5 | 6  | 7  | 8  | 8  | 8  | 8  | 8  | 8  | 9  | 9  | 9  | 10 | 10 | 10 | 10 | 11 | 12 | 12    | 12-17 |       |
| 1989-90   | 0 | 0 | 1 | 2 | 3 | 4 | 5 | 5 | 6 | 6  | 7  | 7  | 8  | 9  | 9  | 9  | 10 | 11 | 11 | 12 | 12 | 13 | 13 | 13 | 13 | 13 |       | 13-18 |       |
| 1990-91   | 0 | 0 | 0 | 1 | 2 | 3 | 4 | 4 | 5 | 5  | 6  | 6  | 7  | 8  | 8  | 8  | 8  | 9  | 9  | 9  | 9  | 10 | 10 | 11 | 12 | 12 | 13    | 13-16 |       |
| 1991-92   | 0 | 0 | 0 | 1 | 1 | 1 | 2 | 2 | 2 | 2  | 2  | 2  | 2  | 2  | 2  | 2  | 2  | 2  | 2  | 2  | 2  | 2  | 2  | 2  | 2  | 2  | 2     | 2-26  |       |
| 1992-93   | 0 | 1 | 1 | 2 | 2 | 3 | 3 | 3 | 4 | 4  | 4  | 4  | 4  | 4  | 4  | 4  | 5  | 5  | 6  | 6  | 6  | 6  | 6  | 6  | 7  | 7  | 8     | 8-21  |       |
| 1993-94   | 1 | 2 | 2 | 2 | 3 | 4 | 5 | 5 | 6 | 6  | 6  | 6  | 7  | 7  | 8  | 8  | 9  | 9  | 9  | 9  | 9  | 10 | 10 | 10 | 11 | 12 | 12    | 12-16 |       |
| 1994-95   | 1 | 2 | 3 | 3 | 3 | 4 | 4 | 5 | 5 | 5  | 5  | 6  | 6  | 6  | 7  | 7  | 7  | 7  | 7  | 7  | 7  | 8  | 8  | 8  | 9  | 10 | 11    | 11-17 |       |
| 1995-96   | 1 | 2 | 2 | 2 | 3 | 4 | 4 | 5 | 6 | 6  | 7  | 8  | 8  | 8  | 9  | 10 | 10 | 11 | 12 | 12 | 13 | 13 | 13 | 14 | 14 | 14 | 15    | 15-14 |       |
| 1996-97   | 1 | 1 | 2 | 3 | 4 | 4 | 5 | 6 | 7 | 8  | 9  | 10 | 11 | 11 | 11 | 11 | 11 | 12 | 12 | 12 | 12 | 12 | 12 | 12 | 12 | 12 |       | 12-15 |       |
| 1997-98   | 0 | 0 | 1 | 1 | 2 | 2 | 3 | 3 | 4 | 5  | 5  | 6  | 7  | 7  | 8  | 9  | 9  | 10 | 11 | 11 | 11 | 11 | 11 | 12 | 12 | 13 | 13    | 13-15 |       |
| 1998-99   | 0 | 0 | 0 | 0 | 0 | 1 | 1 | 1 | 1 | 1  | 1  | 2  | 2  | 2  | 2  | 2  | 2  | 2  | 2  | 2  | 2  | 2  | 2  | 3  | 3  | 4  |       | 4-22  |       |
| 1999-00   | 1 | 1 | 1 | 1 | 2 | 2 | 2 | 3 | 3 | 4  | 5  | 5  | 5  | 5  | 5  | 5  | 5  | 5  | 5  | 5  | 5  | 5  | 5  | 5  | 5  | 5  | 5     | 5-23  |       |
| 2000-01   | 1 | 2 | 2 | 3 | 4 | 4 | 4 | 5 | 6 | 7  | 8  | 9  | 10 | 10 | 10 | 11 | 11 | 11 | 11 | 11 | 11 | 11 | 11 | 12 | 13 | 14 | 14    | 14-14 |       |
| 2001-02   | 1 | 1 | 2 | 2 | 3 | 4 | 4 | 5 | 6 | 7  | 7  | 8  | 9  | 10 | 10 | 10 | 11 | 11 | 11 | 12 | 13 | 13 | 14 | 15 | 16 | 17 |       | 21-12 |       |
| 2002-03   | 0 | 0 | 1 | 2 | 2 | 3 | 4 | 5 | 6 | 7  | 8  | 9  | 10 | 11 | 11 | 11 | 12 | 12 | 12 | 13 | 14 | 15 | 15 | 15 | 15 | 15 |       | 16-14 |       |
| 2003-04   | 1 | 2 | 2 | 3 | 3 | 4 | 5 | 5 | 6 | 7  | 7  | 8  | 9  | 9  | 10 | 11 | 11 | 11 | 11 | 12 | 12 | 12 | 13 | 14 | 14 | 14 | 14    | 14-16 |       |
| 2004-05   | 0 | 1 | 2 | 3 | 4 | 4 | 4 | 4 | 4 | 5  | 5  | 5  | 6  | 7  | 8  | 8  | 9  | 9  | 9  | 9  | 10 | 10 | 10 | 10 | 10 | 11 |       | 11-18 |       |
| 2005-06   | 1 | 1 | 2 | 3 | 3 | 4 | 4 | 4 | 5 | 6  | 6  | 7  | 8  | 8  | 9  | 10 | 11 | 12 | 13 | 14 | 15 | 16 | 17 | 18 | 18 | 19 | 20    | 24-9  |       |
| 2006-07   | 1 | 2 | 3 | 4 | 5 | 6 | 7 | 8 | 8 | 8  | 9  | 10 | 11 | 11 | 11 | 12 | 13 | 13 | 13 | 14 | 15 | 16 | 17 | 18 | 18 | 19 | 20    | 22-11 |       |
| 2007-08   | 1 | 2 | 3 | 4 | 5 | 5 | 6 | 7 | 8 | 8  | 9  | 9  | 10 | 11 | 11 | 12 | 13 | 14 | 14 | 14 | 15 | 16 | 16 | 16 | 17 | 18 | 18    | 20-13 |       |
| 2008-09   | 1 | 1 | 2 | 3 | 4 | 5 | 6 | 7 | 7 | 8  | 9  | 10 | 11 | 12 | 12 | 13 | 13 | 14 | 15 | 16 | 17 | 17 | 18 | 18 | 18 | 19 | 20    | 26-10 |       |
| 2009-10   | 1 | 1 | 2 | 3 | 3 | 4 | 5 | 6 | 7 | 8  | 8  | 9  | 10 | 11 | 12 | 12 | 13 | 14 | 14 | 15 | 16 | 16 | 17 | 18 | 19 | 20 | 20    | 25-9  |       |
| 2010-11   | 1 | 2 | 3 | 4 | 5 | 6 | 7 | 8 | 9 | 10 | 11 | 12 | 13 | 14 | 15 | 16 | 17 | 18 | 19 | 20 | 20 | 21 | 22 | 23 | 24 | 25 | 26    | 27    | 34-3  |

## Top Scoring SDSU Duos

| Pl. | Names (PPG)                                   | Season  | Points | Avg. |
|-----|---|---------|--------|------|
| 1.  | Brandon Heath (19.3), Mohamed Abukar (15.8)   | 2006-07 | 1,142  | 34.6 |
| 2.  | Brandon Heath (18.4), Marcus Slaughter (16.5) | 2005-06 | 1,101  | 33.4 |
| 3.  | Randy Holcomb (16.9), Tony Bland (15.7)       | 2001-02 | 1,077  | 32.6 |
| 4.  | Brandon Heath (18.3), Marcus Slaughter (17.8) | 2004-05 | 1,012  | 34.9 |
| 5.  | Kim Goetz (20.5), Steve Malovic (17.4)        | 1978-79 | 1,003  | 37.1 |
| 6.  | Steve Copp (17.9), Will Connelly (16.6)       | 1975-76 | 1,001  | 34.5 |
| 7.  | Anthony Watson (17.5), Leonard Allen (14.6)   | 1984-85 | 997    | 32.2 |
| 8.  | Anthony Watson (22.5), John Martens (12.2)    | 1985-86 | 984    | 34.0 |
| 9.  | Kawhi Leonard (15.5), Malcolm Thomas (11.4)   | 2010-11 | 979    | 26.5 |
| 10. | Michael Cage (24.5), Leonard Allen (8.7)      | 1983-84 | 929    | 33.2 |

## Top Scoring SDSU Trios

| Pl. | Names (PPG)  | Season  | Points | Avg. |
|-----|--|---------|--------|------|
| 1.  | Randy Holcomb (16.9), Tony Bland (15.7), Al Faux (17.0)              | 2001-02 | 1,571  | 47.6 |
| 2.  | Brandon Heath (19.3), Mohamed Abukar (15.8), Lorenzo Wade (10.5)     | 2006-07 | 1,488  | 45.1 |
| 3.  | Eddy Gordon (12.8), Eddie Morris (13.3), Joe Mendoza (12.0)          | 1979-80 | 1,457  | 53.7 |
| 4.  | Brandon Heath (18.4), Marcus Slaughter (16.5), Mohamed Abukar (14.3) | 2005-06 | 1,415  | 42.9 |
| 5.  | Kawhi Leonard (15.5), Malcolm Thomas (11.4), D.J. Gay (11.1)         | 2010-11 | 1,391  | 37.6 |
| 6.  | Kim Goetz (20.5), Steve Malovic (17.4), Mike Dodd (12.6)             | 1978-79 | 1,342  | 49.7 |
| 7.  | Anthony Watson (17.5), Leonard Allen (14.6), Michael Kennedy (10.8)  | 1984-85 | 1,331  | 42.9 |
| 8.  | Chris McMurray (16.1), Jimmy Harris (15.9), Jimmy Wilkins (14.8)     | 1971-72 | 1,311  | 46.8 |

|     |   |         |       |      |
|-----|---|---------|-------|------|
| 9.  | Aerick Sanders (16.1), Brandon Heath (13.8), Wesley Stokes (12.1)   | 2003-04 | 1,258 | 41.9 |
| 10. | Anthony Watson (22.5), John Martens (12.2), Steffond Johnson (15.7) | 1985-86 | 1,251 | 43.1 |

## Top Rebounding SDSU Duos

| Pl. | Names (RPG)                                  | Season  | Rebs. | Avg. |
|-----|--|---------|-------|------|
| 1.  | Kawhi Leonard (10.6), Malcolm Thomas (8.1)   | 2010-11 | 681   | 18.4 |
| 2.  | Kawhi Leonard (9.9), Malcolm Thomas (7.6)    | 2009-10 | 596   | 17.5 |
| 3.  | Chris McMurray (12.5), Larry Jones (8.7)     | 1971-72 | 585   | 20.9 |
| 4.  | Michael Cage (12.6), Leonard Allen (7.0)     | 1983-84 | 549   | 19.6 |
| 5.  | Michael Cage (12.6), Leonard Allen (6.0)     | 1982-83 | 522   | 18.6 |
| 6.  | Michael Cage (13.1), Eddy Gordon (6.2)       | 1980-81 | 511   | 17.9 |
| 7.  | Will Connelly (8.9), Steve Copp (8.6)        | 1975-76 | 506   | 17.4 |
| 8.  | Aerick Sanders (9.8), Marcus Slaughter (6.8) | 2003-04 | 499   | 16.6 |
| 9.  | Will Connelly (9.2), Steve Copp (9.1)        | 1974-75 | 495   | 18.3 |
| 10. | Marcus Slaughter (11.0), Kyle Spain (5.6)    | 2005-06 | 487   | 14.8 |

## Top Rebounding SDSU Trios

| Pl. | Names (RPG)   | Season  | Rebs. | Avg. |
|-----|---|---------|-------|------|
| 1.  | Kawhi Leonard (10.6), Malcolm Thomas (8.1), Billy White (4.4) | 2010-11 | 838   | 22.6 |
| 2.  | Chris McMurray (12.5), Larry Jones (8.7), Jeff Pete (5.7)     | 1971-72 | 744   | 26.7 |
| 3.  | Kawhi Leonard (9.9), Malcolm Thomas (7.6), Billy White (4.3)  | 2009-10 | 732   | 21.5 |
| 4.  | Will Connelly (8.9), Steve Copp (8.6), Joel Kramer (6.0)      | 1975-76 | 681   | 23.5 |
| 5.  | Michael Cage (12.6), Leonard Allen (7.0), Andre Ross (5.2)    | 1983-84 | 679   | 22.6 |
| 6.  | Will Connelly (9.2), Steve Copp (9.1), Bob Kovach (5.7)       | 1974-75 | 650   | 24.1 |

# Miscellaneous Records



2011 NCAA SWEET 16 ► BACK-TO-BACK MOUNTAIN WEST CONFERENCE CHAMPIONS

|  |         |     |      |
|--|---------|-----|------|
| Will Connelly (9.2), Steve Copp (9.1), Allen Bunting (5.7)           | 1974-75 | 650 | 24.1 |
| 8. Aerick Sanders (9.8), Marcus Slaughter (12.8), Chris Walton (4.9) | 2003-04 | 647 | 21.6 |
| 9. Michael Cage (12.6), Leonard Allen (6.0), Eddie Morris (3.7)      | 1982-83 | 625 | 20.8 |
| 10. Joel Kramer (9.2), Fred Branch (7.5), Presnell Gilbert (6.5)     | 1976-77 | 610 | 21.8 |

## Consecutive Double-Digit Scoring Games since 1975-76

| Pl. | Name             | Games | Streak Started | Final Game     |
|-----|------------------|-------|----------------|----------------|
| 1.  | Brandon Heath    | 58    | Dec. 17, 2005  | March 19, 2007 |
| 2.  | Zack Jones       | 32    | Nov. 28, 1980  | Dec. 8, 1981   |
| 3.  | Anthony Watson   | 31    | March 8, 1985  | March 7, 1986  |
| 4.  | Marcus Slaughter | 28    | Nov. 19, 2004  | Nov. 17, 2005  |
| 5.  | Michael Cage     | 27    | Jan. 6, 1983   | Dec. 29, 1983  |
| 6.  | Randy Holcolmb   | 18    | Nov. 18, 2000  | Jan. 27, 2001  |
|     | Jason Richey     | 18    | Dec. 2, 1997   | Feb. 14, 1998  |
|     | Michael Cage     | 18    | Jan. 3, 1984   | March 3, 1984  |
| 9.  | Randy Holcolmb   | 17    | Nov. 27, 2001  | March 2, 2002  |
|     | Al Faux          | 17    | March 27, 2001 | Jan. 26, 2002  |
|     | Anthony Watson   | 17    | Jan. 3, 1985   | Feb. 21, 1985  |
|     | Will Connelly    | 17    | Dec. 12, 1975  | Feb. 5, 1976   |

## Most Double-Digit Scoring Games/Season since 1975-76

| Pl. | Name           | Games | Season  |
|-----|----------------|-------|---------|
| 1.  | Kawhi Leonard  | 33    | 2010-11 |
|     | Brandon Heath  | 33    | 2006-07 |
| 3.  | Brandon Heath  | 31    | 2005-06 |
| 4.  | Randy Holcolmb | 30    | 2001-02 |
| 5.  | Tony Bland     | 29    | 2001-02 |
|     | Shawn Jamison  | 29    | 1989-90 |
|     | Anthony Watson | 29    | 1984-85 |
| 8.  | Kyle Spain     | 28    | 2008-09 |
|     | Mohamed Abukar | 28    | 2006-07 |
|     | Al Faux        | 28    | 2001-02 |
|     | Anthony Watson | 28    | 1985-86 |

## Most Double-Digit Scoring Games/Career since 1975-76

| Pl. | Name             | Games | Seasons          |
|-----|------------------|-------|------------------|
| 1.  | Brandon Heath    | 112   | 2004, 05, 06, 07 |
| 2.  | Anthony Watson   | 88    | 1983, 84, 85, 86 |
| 3.  | Michael Cage     | 85    | 1981, 82, 83, 84 |
| 4.  | Lorenzo Wade     | 68    | 2007, 08, 09     |
|     | Chad Nelson      | 68    | 1994, 95, 96, 97 |
| 6.  | Billy White      | 63    | 2008, 09, 10, 11 |
|     | Tony Ross        | 63    | 1987, 88, 89     |
| 8.  | Kyle Spain       | 62    | 2006, 07, 08, 09 |
| 9.  | Marcus Slaughter | 61    | 2004, 05, 06     |
| 10. | Kawhi Leonard    | 57    | 2010, 11         |

## Most Double-Digit Rebounding Gms./Season since 1975-76

| Pl. | Name             | Games | Season  |
|-----|------------------|-------|---------|
| 1.  | Kawhi Leonard    | 23    | 2010-11 |
|     | Michael Cage     | 23    | 1983-84 |
| 3.  | Michael Cage     | 20    | 1982-83 |
| 4.  | Kawhi Leonard    | 19    | 2009-10 |
|     | Marcus Slaughter | 19    | 2005-06 |
|     | Michael Cage     | 19    | 1980-81 |
| 7.  | Randy Holcomb    | 14    | 2001-02 |
| 8.  | Marty Dow        | 13    | 1990-91 |
|     | Michael Cage     | 13    | 1981-82 |
|     | Eddy Gordon      | 13    | 1979-80 |
|     | Joel Kramer      | 13    | 1977-78 |
|     | Will Connelly    | 13    | 1975-76 |

## Highest Scoring Freshman Classes Division I era

| Pl. | Names (PPG)   | Season  | Points | Avg. |
|-----|---|---------|--------|------|
| 1.  | Epps (11.8), Okotie (8.5), Abramowitz (5.3), Berokoff (4.0), Mann (2.2) | 1998-99 | 808    | 31.1 |

|     |  |         |     |      |
|-----|--|---------|-----|------|
| 2.  | Morris (13.3), Gordon (12.8), McKimney (4.1)                                     | 1979-80 | 717 | 26.6 |
| 3.  | Leonard (12.7), Tapley (7.6), Williams (1.9)                                     | 2009-10 | 707 | 20.8 |
| 4.  | Heath (13.8), Slaughter (7.9)  | 2003-04 | 650 | 21.7 |
| 5.  | Miller (6.8), McKinney (5.4), McNaull (4.7), Hamilton (2.8)                      | 1990-91 | 545 | 18.8 |
| 6.  | Lowery (6.1), Scruggs (3.9), Dildy (2.9), Brown (2.9), Gaines (2.8), Bobin (0.6) | 1985-86 | 523 | 18.0 |
| 7.  | Spain (9.2), Williams (6.6), Hoerner (1.9), McGrath (0.6), Lamb (0.7)            | 2005-06 | 519 | 15.7 |
| 8.  | White (8.5), Gay (5.8), Shelton (10.0)   | 2007-08 | 512 | 15.5 |
| 9.  | Ross (16.3), Baskin (1.3), Kline (1.2), Bryant (0.7)                             | 1986-87 | 501 | 16.7 |
| 10. | Burns (9.2), Sir (5.5), Sharper (1.9), Davis (1.5)                               | 2002-03 | 492 | 16.4 |

## Highest Scoring Sophomore Classes Division I era

| Pl. | Names (PPG)  | Season  | Points | Avg. |
|-----|--|---------|--------|------|
| 1.  | Leonard (15.5), Tapley (8.6), Rahon (7.0), Williams (2.1)                            | 2010-11 | 1,129  | 30.5 |
| 2.  | Heath (18.3), Slaughter (17.9)   | 2004-05 | 1,012  | 34.8 |
| 3.  | Epps (14.4), Abramowitz (7.6), Okotie (6.6), Berokoff (3.8), Small (2.2), Mann (1.9) | 1999-00 | 984    | 35.1 |
| 4.  | McNaull (13.1), Clark (11.6), Miller (10.8), Hamilton (6.2)                          | 1991-92 | 973    | 34.8 |
| 5.  | Lowery (11.8), Gaines (7.3), Scruggs (4.8), Brown (3.2), Dildy (3.1)                 | 1986-87 | 820    | 27.3 |
| 6.  | Wade (10.5), Williams (7.0), Spain (6.6), Lamb (1.4), Hoerner (3.5)                  | 2006-07 | 817    | 24.8 |
| 7.  | Copp (13.1), Bunting (9.8), Earle (7.5), Honz (3.6), Leary (2.1)                     | 1973-74 | 701    | 27.0 |
| 8.  | Connelly (17.7), Delsman (3.0)   | 1974-75 | 561    | 20.8 |
| 9.  | White (8.8), Gay (6.0), Deutchman (0.0)  | 2008-09 | 509    | 14.1 |
| 10. | Morris (11.4), Gordon (8.2), Bradley (3.0)   | 1980-81 | 497    | 18.4 |

## Highest Scoring Junior Classes Division I era

| Pl. | Names (PPG)   | Season  | Points | Avg. |
|-----|---|---------|--------|------|
| 1.  | Wade (14.8), Spain (13.2), Amoroso (11.4), Davis (7.5), Williams (6.9), Lamb (0.7)                                      | 2007-08 | 1,558  | 47.2 |
| 2.  | Jamison (16.8), Dow (12.3), Hudson (7.7), Massey (7.1), Thompson (4.5), Steinly (1.6), Stewart (0.0)                    | 1989-90 | 1,434  | 46.3 |
| 3.  | Heath (18.4), Slaughter (16.5), Abukar (14.3)   | 2005-06 | 1,415  | 42.9 |
| 4.  | Holcomb (15.9), Epps (11.1), Faux (10.5), Kovacic (5.3), Abramowitz (5.0)   | 2000-01 | 1,388  | 49.6 |
| 5.  | Goetz (16.9), Dodd (14.1), Malovic (13.1), Hale (4.8)   | 1977-78 | 1,351  | 48.3 |
| 6.  | Copp (13.8), Kovach (9.8), Bunting (8.3), Earle (7.0), Leary (6.6)  | 1974-75 | 1,288  | 47.7 |
| 7.  | Mendoza (30.5), Gwynn (11.1), Head (5.1), Smith (1.5), Hamilton (0.6)   | 1979-80 | 1,274  | 47.2 |
| 8.  | Richey (17.6), Fields (11.0), Thompson (9.6), Betts (9.0), Kruswyk (5.3), Johnson (3.5), Demirdjian (1.3), Archie (0.5) | 1996-97 | 1,249  | 46.3 |
| 9.  | Thomas (10.9), Gay (10.5), White (11.1), Carlwell (4.7), Deutchman (1.7)  | 2009-10 | 1,245  | 36.6 |
| 10. | McMurray (16.1), Pete (10.8), Jones (9.1), Marlowe (6.0), Leech (1.5)   | 1971-72 | 1,184  | 42.3 |

## Highest Scoring Senior Classes Division I era

| Pl. | Names (PPG)   | Season  | Points | Avg. |
|-----|---|---------|--------|------|
| 1.  | Watson (22.5), Johnson (15.7), Martens (12.2), Dorsey (8.2), Owens (7.0)                  | 1985-86 | 1,628  | 56.1 |
| 2.  | Wade (14.1), Spain (14.0), Amoroso (7.5), Williams (7.2), Davis (2.5), Thomas (1.8)       | 2008-09 | 1,462  | 40.6 |
| 3.  | Anderson (13.7), Jarrett (13.6), Carter (12.9), Randle (5.6), Martin (5.1), Gardner (1.8) | 1995-96 | 1,427  | 49.2 |
| 4.  | Goetz (20.5), Malovic (17.4), Dodd (12.6), Hale (5.6)                                     | 1978-79 | 1,392  | 51.6 |
| 5.  | Thomas (11.4), Gay (11.1), White (10.3), Carlwell (3.8), Cheriet (1.8)                    | 2010-11 | 1,380  | 37.3 |
| 6.  | Copp (17.9), Kovach (9.8), Leary (8.3), Bunting (6.4), Earle (5.8)                        | 1975-76 | 1,335  | 46.0 |
| 7.  | Faux (17.0), Holcomb (16.9), Smith (3.3), Kovacic (2.3), Epps (2.2)                       | 2001-02 | 1,261  | 38.2 |
| 8.  | Schneider (15.1), Jacobsen (11.6), Lavender (11.5), Egerer (7.7), Borchert (6.0)          | 1970-71 | 1,249  | 48.0 |
| 9.  | McMullen (14.6), Bell (12.2), Johnson (9.4), Williams (8.7)                               | 1988-89 | 1,212  | 41.8 |
| 10. | Bland (16.4), Mackell (14.4), Moore (8.3)   | 2002-03 | 1,175  | 39.2 |

# Individual Season Records




2011 NCAA SWEET 16 ► BACK-TO-BACK MOUNTAIN WEST CONFERENCE CHAMPIONS




Michael Cage



Anthony Watson



Bob Brady



Al Skalecky



Chris McMurray



Tony Gwynn

San Diego State's all-time season records are listed below. The number beneath Rk. indicates the ranking on the all-time records list since SDSU started playing basketball in 1921 or since the statistic was created unless otherwise noted. Beneath the DI column is the ranking since San Diego State started competing at the Division I level in 1970-71. A complete key can be found on page 130.

## Points

| Rk  | DI  | Name                    | Pts. | Yr. |
|-----|-----|-------------------------|------|-----|
| 1.  | 1.  | Michael Cage (Sr.)      | 686  | 84  |
| 2.  | 2.  | •Brandon Heath (Sr.)    | 637  | 07  |
| 3.  | 3.  | Anthony Watson (Sr.)    | 630  | 86  |
| 4.  | 4.  | •Brandon Heath (Jr.)    | 607  | 06  |
| 5.  | -   | Bob Brady (Jr.)         | 585  | 53  |
| 6.  | 5.  | •Randy Holcomb (Sr.)    | 558  | 02  |
| 7.  | 6.  | •Kawhi Leonard (So.)    | 557  | 11  |
| 8.  | 7.  | Michael Cage (Jr.)      | 547  | 83  |
| 9.  | 8.  | Anthony Watson (Jr.)    | 544  | 85  |
| 10. | 9.  | •Brandon Heath (So.)    | 532  | 05  |
| 10. | 9.  | Kim Goetz (Sr.)         | 532  | 79  |
| 12. | -   | Tony Pinkins (Sr.)      | 529  | 57  |
| 13. | -   | Bernie Finlay (Sr.)     | 522  | 60  |
| 13. | -   | Tony Pinkins (Jr.)      | 522  | 56  |
| 15. | 11. | Shawn Jamison (Jr.)     | 520  | 90  |
| 15. | 11. | Steve Copp (Sr.)        | 520  | 76  |
| 13. | -   | •Tony Bland (Jr.)       | 519  | 02  |
| 14. | -   | •Mohamed Abukar (Sr.)   | 505  | 07  |
| 15. | -   | •Kyle Spain (Sr.)       | 504  | 09  |
| 16. | -   | •Marcus Slaughter (Jr.) | 494  | 06  |
| 17. | -   | •Al Faux (Sr.)          | 494  | 02  |
| 18. | -   | Marty Dow (Sr.)         | 494  | 91  |
| 19. | -   | Tony Bland (Sr.)        | 493  | 03  |
| 20. | -   | •Lorenzo Wade (Jr.)     | 487  | 08  |
| 21. | -   | •Aerick Sanders (Sr.)   | 482  | 04  |
| 22. | -   | Will Connelly (Jr.)     | 481  | 76  |
| 23. | -   | •Marcus Slaughter (So.) | 480  | 05  |
| 24. | -   | Will Connelly (So.)     | 479  | 75  |
| 25. | -   | Jason Richey (Jr.)      | 474  | 97  |

## Scoring Average

| Rk  | DI | Name (Class)            | PPG   | Yr. |
|-----|----|-------------------------|-------|-----|
| 1.  | 1. | Michael Cage (Sr.)      | 24.5  | 84  |
| 2.  | 2. | Anthony Watson (Sr.)    | 22.5  | 86  |
| 3.  | -  | Bob Brady (Jr.)         | 20.9  | 53  |
| 4.  | 3. | Kim Goetz (Sr.)         | 20.5  | 79  |
| 5.  | -  | Bernie Finlay (Sr.)     | 20.1  | 60  |
| 6.  | -  | Tony Pinkins (Sr.)      | 19.6  | 57  |
| 7.  | 4. | Michael Cage (Jr.)      | 19.5  | 83  |
| 8.  | 5. | •Brandon Heath (Sr.)    | 19.3  | 07  |
| 9.  | -  | Bob Brady (Sr.)         | 18.7  | 54  |
| 10. | 6. | •Brandon Heath (Jr.)    | 18.4  | 06  |
| 10. | -  | Von Jacobsen (So.)      | 18.4  | 69  |
| 12. | 7. | •Brandon Heath (So.)    | 18.34 | 05  |
| 13. | 8. | Carlus Groves (Sr.)     | 18.27 | 94  |
| 14. | -  | Tony Pinkins (Jr.)      | 18.0  | 56  |
| 9.  | -  | Steve Copp (Sr.)        | 17.9  | 76  |
| 10. | -  | •Marcus Slaughter (So.) | 17.8  | 05  |
| 11. | -  | Will Connelly (So.)     | 17.7  | 75  |

|     |   |                         |       |    |
|-----|---|-------------------------|-------|----|
| 12. | - | Jason Richey (Jr.)      | 17.6  | 97 |
| 13. | - | Anthony Watson (Jr.)    | 17.5  | 85 |
| 14. | - | Steve Malovic (Sr.)     | 17.44 | 79 |
| 15. | - | Jason Richey (Sr.)      | 17.36 | 98 |
| 16. | - | Zach Jones (Jr.)        | 17.1  | 81 |
| 17. | - | •Al Faux (Sr.)          | 17.0  | 02 |
| 17. | - | Marty Dow (Sr.)         | 17.0  | 91 |
| 19. | - | •Randy Holcomb (Sr.)    | 16.91 | 02 |
| 20. | - | Kim Goetz (Jr.)         | 16.89 | 78 |
| 21. | - | Shawn Jamison (Jr.)     | 16.8  | 90 |
| 22. | - | Will Connelly (Jr.)     | 16.6  | 76 |
| 23. | - | •Marcus Slaughter (Jr.) | 16.5  | 06 |
| 24. | - | •Tony Bland (Sr.)       | 16.4  | 03 |
| 25. | - | Tony Ross (Fr.)         | 16.3  | 87 |

## Rebounds

| Rk  | DI  | Name (Class)            | Rebs. | Yr. |
|-----|-----|-------------------------|-------|-----|
| 1.  | -   | Al Skalecky (Jr.)       | 394   | 67  |
| 2.  | 1.  | •Kawhi Leonard (So.)    | 380   | 11  |
| 3.  | -   | Al Skalecky (So.)       | 356   | 66  |
| 4.  | 2.  | Michael Cage (Fr.)      | 355   | 81  |
| 5.  | 3.  | Michael Cage (Jr.)      | 354   | 83  |
| 6.  | 4.  | Michael Cage (Sr.)      | 352   | 84  |
| 7.  | 5.  | Chris McMurray (Jr.)    | 350   | 72  |
| 8.  | -   | Tony Pinkins (Jr.)      | 346   | 56  |
| 9.  | -   | Al Skalecky (Sr.)       | 340   | 68  |
| 10. | 6.  | •Kawhi Leonard (Fr.)    | 336   | 10  |
| 11. | 7.  | •Marcus Slaughter (Jr.) | 329   | 06  |
| 12. | 8.  | •Malcolm Thomas (Sr.)   | 301   | 11  |
| 13. | 9.  | •Randy Holcomb (Sr.)    | 296   | 02  |
| 14. | 10. | •Aerick Sanders (Sr.)   | 295   | 04  |
| 15. | -   | Eric Martensen (Jr.)    | 278   | 69  |
| 16. | -   | Larry Meek (So.)        | 277   | 63  |
| 11. | -   | Marty Dow (Sr.)         | 274   | 91  |
| 12. | -   | Steve Malovic (Sr.)     | 265   | 79  |
| 13. | -   | •Malcolm Thomas (Jr.)   | 260   | 10  |
| 14. | -   | Will Connelly (Jr.)     | 258   | 76  |
| 15. | -   | Joel Kramer (Jr.)       | 257   | 77  |
| 16. | -   | Michael Cage (So.)      | 256   | 82  |
| 17. | -   | Joel Kramer (Sr.)       | 255   | 78  |
| 18. | -   | Leonard Allen (Sr.)     | 252   | 85  |
| 19. | -   | Steve Copp (Sr.)        | 248   | 76  |
| 20. | -   | Will Connelly (So.)     | 248   | 75  |
| 20. | -   | Steve Copp (Jr.)        | 247   | 75  |
| 22. | -   | •Marcus Slaughter (So.) | 242   | 05  |
| 23. | -   | Eddy Gordon (Fr.)       | 239   | 80  |
| 24. | -   | Joe McNaull (Jr.)       | 238   | 93  |
| 24. | -   | Gerald Murray (Jr.)     | 238   | 87  |

## Rebound Average

| Rk | DI | Name (Class)      | RPG  | Yr. |
|----|----|-------------------|------|-----|
| 1. | -  | Al Skalecky (So.) | 13.7 | 66  |

|     |    |                         |        |    |
|-----|----|-------------------------|--------|----|
| 2.  | -  | Al Skalecky (Jr.)       | 13.6   | 67 |
| 3.  | 1. | Michael Cage (Fr.)      | 13.1   | 81 |
| 4.  | 2. | Michael Cage (Jr.)      | 12.64  | 83 |
| 5.  | -  | Al Skalecky (Sr.)       | 12.59  | 68 |
| 6.  | 3. | Michael Cage (Sr.)      | 12.57  | 84 |
| 7.  | 4. | Chris McMurray (Jr.)    | 12.50  | 72 |
| 8.  | -  | Tony Pinkins (Jr.)      | 11.9   | 56 |
| 9.  | 5. | •Marcus Slaughter (Jr.) | 11.0   | 06 |
| 10. | -  | Larry Meek (Sr.)        | 10.68  | 65 |
| 11. | -  | Larry Meek (So.)        | 10.654 | 63 |
| 12. | 6. | •Kawhi Leonard (So.)    | 10.56  | 11 |
| 7.  | -  | Chris McMurray (Sr.)    | 10.1   | 73 |
| 8.  | -  | •Kawhi Leonard (Fr.)    | 9.9    | 10 |
| 9.  | -  | •Aerick Sanders (Sr.)   | 9.83   | 04 |
| 10. | -  | Steve Malovic (Sr.)     | 9.81   | 79 |
| 11. | -  | Marty Dow (Sr.)         | 9.4    | 91 |
| 12. | -  | Will Connelly (So.)     | 9.19   | 75 |
| 13. | -  | Joel Kramer (Jr.)       | 9.18   | 77 |
| 14. | -  | Steve Copp (Jr.)        | 9.15   | 75 |
| 15. | -  | Joel Kramer (Sr.)       | 9.11   | 78 |
| 16. | -  | •Randy Holcomb (Sr.)    | 8.97   | 02 |
| 17. | -  | •Marcus Slaughter (So.) | 8.96   | 05 |
| 18. | -  | Will Connelly (Jr.)     | 8.90   | 76 |
| 19. | -  | Eddy Gordon (Fr.)       | 8.85   | 80 |
| 20. | -  | Michael Cage (So.)      | 8.83   | 82 |
| 21. | -  | Gary Schneider (Sr.)    | 8.80   | 71 |
| 22. | -  | Larry Jones (Jr.)       | 8.7    | 72 |
| 23. | -  | Steve Copp (Sr.)        | 8.6    | 76 |
| 24. | -  | Steffond Johnson (Sr.)  | 8.41   | 86 |
| 25. | -  | Roy Kruiiswyk (Sr.)     | 8.39   | 98 |

## Assists

| Rk  | DI | Name (Class)           | Asts. | Yr. |
|-----|----|------------------------|-------|-----|
| 1.  | -  | Tony Gwynn (Jr.)       | 221   | 80  |
| 2.  | -  | Keith Smith (Jr.)      | 212   | 82  |
| 3.  | -  | Dean Decker (Sr.)      | 176   | 78  |
| 4.  | -  | •Wesley Stokes (Jr.)   | 175   | 04  |
| 5.  | -  | Creon Dorsey (Jr.)     | 171   | 85  |
| 6.  | -  | Tony Gwynn (Sr.)       | 164   | 81  |
| 7.  | -  | Ray Leary (Sr.)        | 163   | 76  |
| 8.  | -  | Tony Gwynn (So.)       | 153   | 79  |
| 9.  | -  | •Richie Williams (So.) | 151   | 07  |
| 10. | -  | Raymond King (Fr.)     | 150   | 96  |
| 11. | -  | Bryan Williams (Jr.)   | 148   | 88  |
| 12. | -  | Arthur Massey (Sr.)    | 139   | 91  |
| 13. | -  | Keith Smith (Sr.)      | 137   | 83  |
| 14. | -  | Jeff Konek (Jr.)       | 132   | 84  |
| 15. | -  | Dean Decker (Jr.)      | 131   | 77  |
| 16. | -  | •Richie Williams (Fr.) | 127   | 06  |
| 17. | -  | •Richie Williams (Sr.) | 126   | 09  |
| 18. | -  | Michael Best (Sr.)     | 125   | 90  |

|     |   |                      |     |    |
|-----|---|----------------------|-----|----|
| 19. | - | •Deandre Moore (So.) | 124 | 03 |
| 20. | - | •Deandre Moore (Sr.) | 122 | 01 |
| 20. | - | Chad Nelson (Jr.)    | 122 | 96 |
| 22. | - | Mike Dodd (Sr.)      | 121 | 79 |
| 23. | - | •Brandon Heath (Sr.) | 120 | 07 |
| 23. | - | Mark Delsman (Fr.)   | 120 | 74 |
| 25. | - | •Lorenzo Wade (Jr.)  | 119 | 08 |

## Assist Average

| Rk  | Name (Class)         | APG  | Yr. |
|-----|----------------------|------|-----|
| 1.  | Tony Gwynn (Jr.)     | 8.2  | 80  |
| 2.  | Keith Smith (Jr.)    | 7.3  | 82  |
| 3.  | Tony Gwynn (Sr.)     | 6.31 | 81  |
| 4.  | Dean Decker (Sr.)    | 6.28 | 78  |
| 5.  | •Wesley Stokes (Jr.) | 5.8  | 04  |
| 6.  | Bryan Williams (Jr.) | 5.8  | 88  |
| 7.  | Keith Smith (Sr.)    | 5.71 | 83  |
| 8.  | Tony Gwynn (So.)     | 5.67 | 79  |
| 9.  | Ray Leary (Sr.)      | 5.6  | 76  |
| 10. | Creon Dorsey (Jr.)   | 5.5  | 85  |

## Field Goals

| Rk  | DI  | Name (Class)          | FG  | Yr. |
|-----|-----|-----------------------|-----|-----|
| 1.  | 1.  | Michael Cage (Sr.)    | 250 | 84  |
| 2.  | 2.  | Anthony Watson (Sr.)  | 246 | 86  |
| 3.  | 3.  | Kim Goetz (Sr.)       | 229 | 79  |
| 4.  | 4.  | •Brandon Heath (Sr.)  | 225 | 07  |
| 5.  | 5.  | Anthony Watson (Jr.)  | 222 | 85  |
| 6.  | 6.  | •Randy Holcomb (Sr.)  | 220 | 02  |
| 7.  | 7.  | •Kawhi Leonard (So.)  | 211 | 11  |
| 8.  | 8.  | Marty Dow (Sr.)       | 207 | 91  |
| 8.  | 8.  | Steve Copp (Sr.)      | 207 | 76  |
| 10. | 10. | Kim Goetz (Jr.)       | 206 | 78  |
| 11. | 11. | •Brandon Heath (Jr.)  | 204 | 06  |
| 12. | 12. | Shawn Jamison (Jr.)   | 203 | 90  |
| 13. | 13. | •Aerick Sanders (Sr.) | 200 | 04  |
| 14. | 14. | Will Connelly (So.)   | 196 | 75  |
| 15. | 15. | Steve Malovic (Sr.)   | 192 | 79  |
| 16. | -   | Michael Cage (Jr.)    | 191 | 83  |
| 17. | -   | Will Connelly (Jr.)   | 187 | 76  |
| 18. | -   | •Mohamed Abukar (Sr.) | 185 | 07  |
| 18. | -   | •Tony Bland (Jr.)     | 185 | 02  |
| 20. | -   | Zach Jones (Jr.)      | 183 | 81  |
| 21. | -   | •Tony Bland (Sr.)     | 180 | 03  |
| 22. | -   | Jimmy Harris (Sr.)    | 179 | 72  |
| 23. | -   | Chris McMurray (Jr.)  | 177 | 72  |
| 24. | -   | •Brandon Heath (So.)  | 176 | 05  |
| 25. | -   | •Lorenzo Wade (Jr.)   | 174 | 08  |

INDIVIDUAL SEASON RECORDS ◀ RECORDS

AZTEC BASKETBALL MEDIA GUIDE


# Individual Season Records




2011 NCAA SWEET 16 ► BACK-TO-BACK MOUNTAIN WEST CONFERENCE CHAMPIONS




Danny Newport



Leon Carter




Jason Hamilton



Tony Ross



Kim Goetz



Jason Richey

## Field Goal Attempts

| DI  | Name (Class)          | FGA | Yr. |
|-----|-----------------------|-----|-----|
| 1.  | •Brandon Heath (Sr.)  | 534 | 07  |
| 2.  | Anthony Watson (Sr.)  | 520 | 86  |
| 3.  | •Brandon Heath (Jr.)  | 481 | 06  |
| 4.  | •Kawhi Leonard (So.)  | 475 | 11  |
| 4.  | Anthony Watson (Jr.)  | 475 | 85  |
| 6.  | Kim Goetz (Sr.)       | 451 | 79  |
| 7.  | Michael Cage (Sr.)    | 445 | 84  |
| 8.  | •Brandon Heath (So.)  | 432 | 05  |
| 9.  | Chris McMurray (Jr.)  | 428 | 72  |
| 10. | •Randy Holcomb (Sr.)  | 426 | 02  |
| 11. | Steve Copp (Sr.)      | 417 | 76  |
| 12. | •Tony Bland (Jr.)     | 416 | 02  |
| 13. | Jimmy Harris (Sr.)    | 413 | 72  |
| 14. | Will Connelly (So.)   | 410 | 75  |
| 15. | Kim Goetz (Jr.)       | 401 | 78  |
| 16. | Will Connelly (Jr.)   | 397 | 76  |
| 17. | •Mohamed Abukar (Sr.) | 392 | 07  |
| 17. | •Tony Bland (Sr.)     | 392 | 03  |
| 19. | Zach Jones (Jr.)      | 387 | 81  |
| 19. | •Lorenzo Wade (Jr.)   | 387 | 08  |
| 21. | •Randy Holcomb (Jr.)  | 386 | 01  |
| 22. | Matt Watts (Jr.)      | 381 | 98  |
| 23. | Brian Fishman (Sr.)   | 379 | 77  |
| 24. | •Kyle Spain (Sr.)     | 373 | 09  |
| 25. | •Brandon Heath (Fr.)  | 368 | 04  |

## Field Goal Percentage

*min. 5 FGA per game*

| Rk  | DI                    | Name (Class)         | Pct.  | Yr. |
|-----|-----------------------|----------------------|-------|-----|
| 1.  | -                     | Danny Newport (Fr.)  | 79.9  | 54  |
| 2.  | 1.                    | •Billy White (So.)   | 66.3  | 09  |
| 3.  | 2.                    | •Billy White (Fr.)   | 61.5  | 08  |
| 4.  | 3.                    | Leon Carter (Sr.)    | 60.5  | 96  |
| 5.  | 4.                    | Leonard Allen (Sr.)  | 60.1  | 85  |
| 6.  | 5.                    | Kevin Betts (Sr.)    | 59.8  | 98  |
| 7.  | 6.                    | •Jerome Habel (Jr.)  | 59.6  | 07  |
| 8.  | 7.                    | •Billy White (Jr.)   | 58.3  | 10  |
| 9.  | 8.                    | Mitch McMullen (Sr.) | 58.0  | 89  |
| 10. | 9.                    | Joe McNaull (So.)    | 57.9  | 92  |
| 11. | 10.                   | Von Jacobsen (Sr.)   | 57.3  | 71  |
| 12. | 11.                   | Marty Dow (Sr.)      | 57.2  | 91  |
| 13. | 12.                   | Michael Cage (Jr.)   | 57.0  | 83  |
| 14. | 13.                   | Kevin Betts (Jr.)    | 56.9  | 97  |
| 15. | 14.                   | Shawn Jamison (Jr.)  | 56.23 | 90  |
| 15. | 15.                   | Leonard Allen (So.)  | 56.20 | 83  |
| 16. | •Billy White (Sr.)    | 56.18                | 11    |     |
| 16. | Michael Cage (Sr.)    | 56.18                | 84    |     |
| 18. | Steve Malovic (Jr.)   | 56.0                 | 78    |     |
| 19. | Michael Kennedy (Sr.) | 55.93                | 85    |     |
| 20. | Leonard Allen (Jr.)   | 55.88                | 84    |     |
| 21. | Roy Kruiswyk (Sr.)    | 55.84                | 98    |     |
| 22. | Michael Cage (Fr.)    | 55.83                | 81    |     |
| 23. | •Aerick Sanders (Sr.) | 55.4                 | 04    |     |
| 24. | •Myron Epps (Jr.)     | 54.88                | 01    |     |

25. Steve Malovic (Sr.) 54.86 79

## Three-Point Field Goals

*in existence since 1986-87 season*

| Rk  | Name (Class)         | 3FGs | Yr. |
|-----|----------------------|------|-----|
| 1.  | Tony Ross (Fr.)      | 104  | 87  |
| 2.  | Tony Ross (So.)      | 100  | 88  |
| 3.  | •Brandon Heath (Jr.) | 98   | 06  |
| 4.  | •Brandon Heath (Sr.) | 87   | 07  |
| 5.  | •John Sharper (Sr.)  | 79   | 06  |
| 6.  | •D.J. Gay (Sr.)      | 73   | 11  |
| 7.  | Jason Richey (Sr.)   | 72   | 98  |
| 8.  | •Kyle Spain (Sr.)    | 67   | 09  |
| 9.  | •Al Faux (Sr.)       | 66   | 02  |
| 9.  | Tony Ross (Jr.)      | 66   | 89  |
| 11. | Jason Richey (Jr.)   | 64   | 97  |
| 12. | •D.J. Gay (Jr.)      | 61   | 10  |
| 13. | Michael Best (Sr.)   | 56   | 90  |
| 14. | Josko Visnjic (Jr.)  | 55   | 98  |
| 15. | •James Rahon (So.)   | 53   | 11  |
| 16. | Michael Best (Jr.)   | 51   | 89  |
| 17. | Derric Croft (Jr.)   | 49   | 94  |
| 18. | •Brandon Heath (So.) | 48   | 05  |
| 18. | •Brandon Heath (Fr.) | 48   | 04  |
| 20. | •Steve Sir (Fr.)     | 46   | 03  |
| 21. | •D.J. Gay (Fr.)      | 45   | 08  |
| 22. | •John Sharper (Jr.)  | 43   | 05  |
| 23. | Tony Clark (So.)     | 42   | 92  |
| 24. | •Chase Tapley (So.)  | 41   | 11  |
| 24. | •Wesley Stokes (Jr.) | 41   | 04  |
| 24. | •Deandre Moore (Sr.) | 41   | 03  |

## Three-Pt. Field Goal Atts.

*in existence since 1986-87 season*

| Rk  | Name (Class)         | 3FGA | Yr. |
|-----|----------------------|------|-----|
| 1.  | •Brandon Heath (Sr.) | 247  | 07  |
| 2.  | •Brandon Heath (Jr.) | 240  | 06  |
| 3.  | Tony Ross (Fr.)      | 223  | 87  |
| 4.  | Tony Ross (So.)      | 213  | 88  |
| 5.  | •D.J. Gay (Sr.)      | 204  | 11  |
| 6.  | Jason Richey (Sr.)   | 202  | 98  |
| 7.  | •John Sharper (Sr.)  | 188  | 06  |
| 8.  | Josko Visnjic (Jr.)  | 179  | 98  |
| 8.  | Jason Richey (Jr.)   | 179  | 97  |
| 10. | Michael Best (Sr.)   | 173  | 90  |
| 11. | •Kyle Spain (Sr.)    | 171  | 09  |
| 12. | •Al Faux (Sr.)       | 161  | 02  |
| 13. | •D.J. Gay (Jr.)      | 160  | 10  |
| 13. | •Brandon Heath (Fr.) | 160  | 04  |
| 15. | Tony Ross (Jr.)      | 153  | 89  |
| 16. | Derric Croft (Jr.)   | 152  | 94  |
| 17. | •Brandon Heath (So.) | 151  | 05  |
| 18. | •Wesley Stokes (Jr.) | 138  | 04  |
| 19. | Arthur Massey (Sr.)  | 135  | 91  |
| 20. | Matt Watts (Jr.)     | 134  | 98  |
| 21. | Josh Lowery (So.)    | 133  | 87  |

22. •Kelvin Davis (Sr.) 128 10  
 23. •James Rahon (So.) 122 11  
 24. •D.J. Gay (So.) 122 09  
 25. •D.J. Gay (Fr.) 121 08

## Three-Point Field Goal Pct.

*min 20 3FGs; in existence since 1986-87 season*

| Rk  | Name (Class)           | Pct.  | Yr. |
|-----|------------------------|-------|-----|
| 1.  | Jason Hamilton (Fr.)   | 50.0  | 93  |
| 2.  | Tony Ross (So.)        | 46.9  | 88  |
| 3.  | Chad Nelson (Fr.)      | 46.7  | 94  |
| 4.  | Tony Ross (Fr.)        | 46.6  | 87  |
| 5.  | •Richie Williams (So.) | 45.8  | 07  |
| 6.  | •James Rahon (So.)     | 43.4  | 11  |
| 7.  | Tony Ross (Jr.)        | 43.1  | 89  |
| 8.  | Michael Best (Jr.)     | 42.9  | 89  |
| 9.  | •Al Faux (Jr.)         | 42.1  | 01  |
| 10. | •John Sharper (Sr.)    | 42.0  | 06  |
| 11. | •Al Faux (Sr.)         | 41.0  | 02  |
| 12. | Brady Trenkle (So.)    | 40.84 | 97  |
| 13. | •Brandon Heath (Jr.)   | 40.83 | 06  |
| 14. | •Steve Sir (Fr.)       | 40.4  | 03  |
| 15. | •John Sharper (So.)    | 40.0  | 04  |
| 16. | •Kyle Spain (Sr.)      | 39.2  | 09  |
| 17. | •Deandre Moore (Jr.)   | 39.0  | 02  |
| 18. | •Kyle Spain (Jr.)      | 38.6  | 08  |
| 19. | •D.J. Gay (Jr.)        | 38.1  | 10  |
| 20. | •Chase Tapley (So.)    | 38.0  | 11  |
| 21. | •Chase Tapley (Fr.)    | 37.6  | 10  |
| 22. | •Richie Williams (Sr.) | 37.5  | 09  |
| 23. | •D.J. Gay (Fr.)        | 37.2  | 08  |
| 24. | •John Sharper (Jr.)    | 36.8  | 05  |
| 25. | Paul Jarrett (Sr.)     | 36.63 | 96  |

## Free Throws

| Rk  | DI                   | Name (Class)            | FT  | Yr. |
|-----|----------------------|-------------------------|-----|-----|
| 1.  | -                    | Bob Brady (Jr.)         | 213 | 53  |
| 2.  | 1.                   | •Marcus Slaughter (Jr.) | 192 | 06  |
| 3.  | 2.                   | Michael Cage (Sr.)      | 186 | 84  |
| 3.  | -                    | Bernie Finlay (Sr.)     | 186 | 60  |
| 5.  | -                    | Tony Pinkins (So.)      | 170 | 55  |
| 6.  | 3.                   | Michael Cage (Jr.)      | 165 | 83  |
| 6.  | -                    | Tony Pinkins (Sr.)      | 165 | 57  |
| 8.  | -                    | Tony Pinkins (Jr.)      | 150 | 56  |
| 9.  | -                    | Bob Brady (Sr.)         | 145 | 54  |
| 10. | 4.                   | Chad Nelson (Sr.)       | 142 | 97  |
| 11. | 5.                   | •Marcus Slaughter (So.) | 141 | 05  |
| 12. | 6.                   | Anthony Watson (Sr.)    | 138 | 86  |
| 7.  | •Kyle Spain (Sr.)    | 137                     | 09  |     |
| 7.  | Leonard Allen (Sr.)  | 137                     | 85  |     |
| 9.  | •Brandon Heath (So.) | 132                     | 05  |     |
| 10. | John Martens (Sr.)   | 130                     | 86  |     |
| 11. | Jason Richey (Jr.)   | 122                     | 97  |     |
| 11. | Chad Nelson (So.)    | 122                     | 95  |     |
| 13. | •Tony Bland (Jr.)    | 120                     | 02  |     |
| 14. | •Lorenzo Wade (Jr.)  | 116                     | 08  |     |

14. •Mohamed Abukar (Sr.) 116 07  
 16. Shawn Jamison (Jr.) 114 90  
 17. •Tony Bland (Sr.) 113 03  
 18. •Kawhi Leonard (So.) 110 11  
 19. •Mike Mackell (Sr.) 108 03  
 20. Courtney Miller (Jr.) 107 93  
 20. Will Connelly (Jr.) 107 76  
 22. •Randy Holcomb (Sr.) 106 02  
 22. Steve Copp (Sr.) 106 76  
 24. •Malcolm Thomas (Sr.) 104 11  
 24. •Myron Epps (So.) 104 00  
 24. Mitch McMullen (Sr.) 104 89

## Free Throw Attempts

| DI  | Name (Class)            | FTA | Yr. |
|-----|-------------------------|-----|-----|
| 1.  | •Marcus Slaughter (Jr.) | 252 | 06  |
| 2.  | Michael Cage (Sr.)      | 251 | 84  |
| 3.  | Shawn Jamison (Jr.)     | 232 | 90  |
| 4.  | Michael Cage (Jr.)      | 221 | 83  |
| 5.  | Leonard Allen (Sr.)     | 204 | 85  |
| 6.  | •Marcus Slaughter (So.) | 202 | 05  |
| 7.  | John Martens (Sr.)      | 183 | 86  |
| 8.  | Anthony Watson (Sr.)    | 182 | 86  |
| 9.  | Mitch McMullen (Jr.)    | 181 | 88  |
| 10. | Mitch McMullen (Sr.)    | 175 | 89  |
| 11. | •Lorenzo Wade (Jr.)     | 173 | 08  |
| 12. | •Myron Epps (So.)       | 172 | 00  |
| 13. | •Tony Bland (Sr.)       | 171 | 03  |
| 14. | •Tony Bland (Jr.)       | 169 | 04  |
| 15. | •Malcolm Thomas (Jr.)   | 167 | 10  |
| 15. | •Randy Holcomb (Sr.)    | 167 | 02  |
| 17. | Chad Nelson (Sr.)       | 166 | 97  |
| 18. | •Kyle Spain (Sr.)       | 164 | 09  |
| 18. | •Mike Mackell (Sr.)     | 164 | 03  |
| 20. | •Malcolm Thomas (Sr.)   | 162 | 11  |
| 21. | •Brandon Heath (So.)    | 161 | 05  |
| 22. | Steve Copp (Sr.)        | 160 | 76  |
| 23. | Jason Richey (Jr.)      | 159 | 97  |
| 23. | Will Connelly (So.)     | 159 | 75  |
| 25. | Chad Nelson (So.)       | 157 | 95  |

## Free Throw Percentage


*min. 3 FTA per game*

| Rk  | DI | Name (Class)          | Pct. | Yr. |
|-----|----|-----------------------|------|-----|
| 1.  | 1. | Kim Goetz (Sr.)       | 90.2 | 79  |
| 2.  | 2. | Jason Richey (Sr.)    | 85.7 | 98  |
| 3.  | 3. | Chad Nelson (Sr.)     | 85.5 | 97  |
| 4.  | 4. | Gary Schneider (Sr.)  | 85.2 | 71  |
| 5.  | 5. | •Brandon Heath (Jr.)  | 84.9 | 06  |
| 6.  | 6. | Steve Malovic (Sr.)   | 83.7 | 79  |
| 7.  | 7. | •Kyle Spain (Sr.)     | 83.5 | 09  |
| 8.  | -  | Mike Spilger (Sr.)    | 83.3 | 70  |
| 8.  | -  | Bob Brady (Sr.)       | 83.3 | 54  |
| 10. | 8. | •Mohamed Abukar (Sr.) | 82.9 | 07  |
| 11. | -  | Bernie Finlay (So.)   | 82.6 | 59  |
| 12. | 9. | •Brandon Heath (So.)  | 82.0 | 05  |

# Individual Season Records



2011 NCAA SWEET 16 ► BACK-TO-BACK MOUNTAIN WEST CONFERENCE CHAMPIONS



Leonard Allen




Tony Bland




Aerick Sanders



Randy Holcomb



Steve Copp



Steve Malovic

|     |     |                      |      |    |
|-----|-----|----------------------|------|----|
| 13. | 10. | Courtie Miller (Jr.) | 81.7 | 93 |
| 14. | 11. | Mark Delsman (Sr.)   | 81.3 | 77 |
|     | 12. | Courtie Miller (Sr.) | 81.1 | 94 |
|     | 13. | Steve Malovic (Jr.)  | 81.1 | 78 |
|     | 14. | Kyle Spain (Jr.)     | 80.0 | 08 |
|     | 15. | Chad Nelson (Jr.)    | 79.8 | 96 |
|     | 16. | Tony Gwynn (Jr.)     | 79.0 | 80 |
|     | 17. | Jimmy Wilkins (Jr.)  | 78.5 | 71 |
|     | 18. | Chris McMurray (Jr.) | 78.4 | 72 |
|     | 19. | Anthony Watson (Jr.) | 78.1 | 85 |
|     | 20. | Pete Geoff (Sr.)     | 78.1 | 73 |
|     | 21. | Joel Kramer (Sr.)    | 77.9 | 78 |
|     | 22. | Leon Carter (Sr.)    | 77.8 | 96 |
|     | 23. | Chad Nelson (So.)    | 77.7 | 95 |
|     | 24. | Jeff Pete (So.)      | 77.7 | 71 |
|     | 25. | Arthur Massey (Sr.)  | 77.5 | 91 |

## Blocks

*in existence since 1978-79 season*

| Rk | Name (Class)          | Blks. | Yr. |
|----|-----------------------|-------|-----|
| 1. | Leonard Allen (Sr.)   | 82    | 85  |
| 2. | •Malcolm Thomas (Sr.) | 75    | 11  |
| 3. | •Malcolm Thomas (Jr.) | 52    | 10  |
| 4. | Michael Cage (Sr.)    | 47    | 84  |
| 5. | Marty Dow (Sr.)       | 46    | 91  |
| 5. | Leonard Allen (Jr.)   | 46    | 84  |
| 7. | Leonard Allen (Fr.)   | 45    | 82  |
| 8. | Eddy Gordon (Fr.)     | 43    | 80  |
| 9. | •Jerome Habel (Jr.)   | 41    | 07  |
| 9. | Joe McNaull (Jr.)     | 41    | 93  |
| 9. | Joe McNaull (So.)     | 41    | 92  |
| 9. | Leonard Allen (So.)   | 41    | 83  |

## Steals

*in existence since 1978-79 season*

| Rk  | Name (Class)           | Stls. | Yr. |
|-----|------------------------|-------|-----|
| 1.  | •Richie Williams (Sr.) | 77    | 09  |
| 2.  | Anthony Watson (Jr.)   | 74    | 85  |
| 3.  | •Richie Williams (So.) | 69    | 07  |
| 4.  | Matt Watts (Sr.)       | 65    | 99  |
| 4.  | Michael Best (Sr.)     | 65    | 90  |
| 6.  | •Brandon Heath (Sr.)   | 64    | 07  |
| 7.  | •Brandon Heath (So.)   | 63    | 05  |
| 7.  | Raymond King (Fr.)     | 63    | 96  |
| 7.  | Creon Dorsey (Jr.)     | 63    | 85  |
| 10. | •Lorenzo Wade (So.)    | 62    | 07  |

## Minutes Played

*since 1978-79 season*

| Rk | Name (Class)         | Min.  | Yr. |
|----|----------------------|-------|-----|
| 1. | •D.J. Gay (Sr.)      | 1,302 | 11  |
| 2. | •Brandon Heath (Sr.) | 1,217 | 07  |
| 3. | •D.J. Gay (Jr.)      | 1,175 | 10  |
| 4. | •Kawhi Leonard (So.) | 1,172 | 11  |
| 5. | •Brandon Heath (Jr.) | 1,164 | 06  |
| 6. | •Tony Bland (Jr.)    | 1,140 | 02  |

|     |                        |       |    |
|-----|------------------------|-------|----|
| 7.  | •Malcolm Thomas (Sr.)  | 1,126 | 11 |
| 8.  | •Richie Williams (So.) | 1,123 | 07 |
| 9.  | •Richie Williams (Sr.) | 1,090 | 09 |
| 10. | Michael Cage (Sr.)     | 1,085 | 84 |
| 11. | Shawn Jamison (Jr.)    | 1,082 | 90 |
| 12. | Michael Cage (So.)     | 1,076 | 82 |
| 13. | Michael Cage (Jr.)     | 1,070 | 83 |
| 14. | •Randy Holcomb (Sr.)   | 1,067 | 02 |
| 15. | •Kawhi Leonard (Fr.)   | 1,064 | 10 |
| 16. | •Malcolm Thomas (Jr.)  | 1,063 | 10 |
| 17. | •Mohamed Abukar (Sr.)  | 1,061 | 07 |
| 18. | •Lorenzo Wade (Jr.)    | 1,059 | 08 |
| 19. | Chad Nelson (So.)      | 1,044 | 95 |
| 19. | •Tony Bland (Sr.)      | 1,042 | 03 |
| 21. | •Lorenzo Wade (So.)    | 1,037 | 07 |
| 22. | Michael Cage (Fr.)     | 1,031 | 81 |
| 23. | Marty Dow (Sr.)        | 1,030 | 91 |
| 24. | •Aerick Sanders (Sr.)  | 1,025 | 04 |
| 25. | •Ryan Amoroso (Jr.)    | 1,021 | 08 |

## Efficiency Points

*since 1978-79 season*

| Rk  | Name (Class)            | Pts. | Yr. |
|-----|-------------------------|------|-----|
| 1.  | Michael Cage (Sr.)      | 820  | 84  |
| 2.  | •Kawhi Leonard (So.)    | 725  | 11  |
| 3.  | Michael Cage (Jr.)      | 717  | 83  |
| 4.  | •Marcus Slaughter (Jr.) | 643  | 06  |
| 5.  | •Aerick Sanders (Sr.)   | 634  | 04  |
| 6.  | •Malcolm Thomas (Sr.)   | 628  | 11  |
| 7.  | Steve Malovic (Sr.)     | 620  | 79  |
| 8.  | •Kawhi Leonard (Fr.)    | 597  | 10  |
| 9.  | Marty Dow (Sr.)         | 589  | 91  |
| 10. | •Randy Holcomb (Sr.)    | 584  | 02  |
| 11. | Leonard Allen (Sr.)     | 584  | 85  |
| 12. | Michael Cage (Fr.)      | 537  | 81  |
| 13. | Anthony Watson (Sr.)    | 527  | 86  |
| 14. | •Malcolm Thomas (Jr.)   | 525  | 10  |
| 15. | Leon Carter (Sr.)       | 504  | 96  |
| 16. | •Brandon Heath (Sr.)    | 503  | 07  |
| 16. | Rodney Hawkins (Sr.)    | 503  | 98  |
| 18. | •Marcus Slaughter (So.) | 492  | 05  |
| 19. | •Kyle Spain (Sr.)       | 477  | 09  |
| 20. | •Mohamed Abukar (Sr.)   | 475  | 07  |
| 21. | Kim Goetz (Sr.)         | 474  | 79  |
| 22. | •Brandon Heath (Jr.)    | 468  | 06  |
| 23. | Anthony Watson (Jr.)    | 465  | 85  |
| 24. | Michael Cage (So.)      | 460  | 82  |
| 25. | •Lorenzo Wade (So.)     | 453  | 07  |
| 25. | Eddy Gordon (Fr.)       | 453  | 80  |

## Efficiency Average

*since 1978-79 season*

| Rk | Name (Class)        | EPG   | Yr. |
|----|---------------------|-------|-----|
| 1. | Michael Cage (Sr.)  | 29.29 | 84  |
| 2. | Michael Cage (Jr.)  | 25.61 | 83  |
| 3. | Steve Malovic (Sr.) | 22.96 | 79  |

|     |                         |       |    |
|-----|-------------------------|-------|----|
| 4.  | •Marcus Slaughter (Jr.) | 21.43 | 06 |
| 5.  | •Aerick Sanders (Sr.)   | 21.13 | 04 |
| 6.  | Marty Dow (Sr.)         | 20.31 | 91 |
| 7.  | •Kawhi Leonard (So.)    | 20.14 | 11 |
| 8.  | Michael Cage (Fr.)      | 19.89 | 81 |
| 9.  | Leonard Allen (Sr.)     | 18.84 | 85 |
| 10. | Anthony Watson (Sr.)    | 18.82 | 86 |
| 11. | Kim Goetz (Sr.)         | 18.23 | 79 |
| 12. | •Marcus Slaughter (So.) | 18.22 | 05 |
| 13. | •Randy Holcomb (Sr.)    | 17.70 | 02 |
| 14. | •Kawhi Leonard (Fr.)    | 17.55 | 10 |
| 15. | Leon Carter (Sr.)       | 17.38 | 96 |
| 16. | Rodney Hawkins (Sr.)    | 17.34 | 88 |
| 17. | •Malcolm Thomas (Sr.)   | 16.97 | 11 |
| 18. | Eddy Gordon (Fr.)       | 16.78 | 80 |
| 19. | Joe McNaull (So.)       | 15.93 | 92 |
| 20. | Michael Cage (So.)      | 15.86 | 82 |
| 21. | Carlus Groves (Sr.)     | 15.68 | 94 |
| 22. | Mitch McMullen (Sr.)    | 15.52 | 89 |
| 23. | Arthur Massey (Sr.)     | 15.46 | 91 |
| 24. | •Malcolm Thomas (Jr.)   | 15.44 | 10 |
| 25. | Paul Jarrett (Sr.)      | 15.31 | 96 |

## Pts.-Rebs.-Assists (PRA)

*since 1972-73 season*

| Rk  | Name (Class)            | PRA   | Yr. |
|-----|-------------------------|-------|-----|
| 1.  | Michael Cage (Sr.)      | 1,050 | 84  |
| 2.  | •Kawhi Leonard (So.)    | 1,028 | 11  |
| 3.  | Michael Cage (Jr.)      | 932   | 83  |
| 4.  | •Randy Holcomb (Sr.)    | 911   | 02  |
| 5.  | •Brandon Heath (Sr.)    | 884   | 07  |
| 6.  | •Marcus Slaughter (Jr.) | 879   | 06  |
| 7.  | Anthony Watson (Sr.)    | 868   | 86  |
| 8.  | •Kawhi Leonard (Fr.)    | 834   | 10  |
| 9.  | •Brandon Heath (Jr.)    | 832   | 06  |
| 9.  | Steve Copp (Sr.)        | 832   | 76  |
| 11. | •Aerick Sanders (Sr.)   | 808   | 04  |
| 12. | •Malcolm Thomas (Sr.)   | 807   | 11  |
| 13. | Steve Malovic (Sr.)     | 793   | 79  |
| 14. | Marty Dow (Sr.)         | 786   | 91  |
| 15. | Will Connelly (Jr.)     | 771   | 76  |
| 16. | •Tony Bland (Jr.)       | 762   | 02  |
| 17. | Shawn Jamison (Jr.)     | 759   | 90  |
| 18. | •Marcus Slaughter (So.) | 757   | 05  |
| 19. | •Lorenzo Wade (Jr.)     | 756   | 08  |
| 20. | Anthony Watson (Jr.)    | 751   | 85  |
| 21. | •Kyle Spain (Sr.)       | 745   | 09  |
| 22. | Will Connelly (So.)     | 743   | 75  |
| 23. | •Mohamed Abukar (Sr.)   | 741   | 07  |
| 24. | •Brandon Heath (So.)    | 740   | 05  |
| 25. | Leonard Allen (Sr.)     | 713   | 85  |

## PRA Average

*since 1972-73 season*

| Rk | Name (Class)       | PRA/G | Yr. |
|----|--------------------|-------|-----|
| 1. | Michael Cage (Sr.) | 37.50 | 84  |

|     |                         |        |    |
|-----|-------------------------|--------|----|
| 2.  | Michael Cage (Jr.)      | 33.29  | 83 |
| 3.  | Anthony Watson (Sr.)    | 31.00  | 86 |
| 4.  | Steve Malovic (Sr.)     | 29.37  | 79 |
| 5.  | •Marcus Slaughter (Jr.) | 29.30  | 06 |
| 6.  | Steve Copp (Sr.)        | 28.69  | 76 |
| 7.  | Chris McMurray (Jr.)    | 28.64  | 72 |
| 8.  | •Kawhi Leonard (So.)    | 28.56  | 11 |
| 9.  | •Marcus Slaughter (So.) | 28.04  | 05 |
| 10. | •Randy Holcomb (Sr.)    | 27.61  | 02 |
| 11. | Will Connelly (So.)     | 27.52  | 75 |
| 12. | Marty Dow (Sr.)         | 27.10  | 91 |
| 13. | •Aerick Sanders (Sr.)   | 26.93  | 04 |
| 14. | •Brandon Heath (Sr.)    | 26.78  | 07 |
| 15. | Kim Goetz (Sr.)         | 26.77  | 79 |
| 16. | Will Connelly (Jr.)     | 26.59  | 76 |
| 17. | Carlus Groves (Sr.)     | 25.95  | 94 |
| 18. | •Brandon Heath (So.)    | 25.52  | 05 |
| 19. | Jason Richey (Jr.)      | 25.48  | 97 |
| 20. | •Brandon Heath (Jr.)    | 25.21  | 06 |
| 21. | Steve Copp (Jr.)        | 25.11  | 75 |
| 22. | Steffond Johnson (Sr.)  | 24.76  | 86 |
| 23. | Joel Kramer (Sr.)       | 24.68  | 78 |
| 24. | •Kawhi Leonard (Fr.)    | 24.53  | 10 |
| 25. | Shawn Jamison (Jr.)     | 24.484 | 90 |

## Victories

| DI | Name (Class)           | Wins | Yr. |
|----|------------------------|------|-----|
| 1. | •Brian Carlwell (Sr.)  | 34   | 11  |
|    | •D.J. Gay (Sr.)        | 34   | 11  |
|    | •James Rahon (So.)     | 34   | 11  |
|    | •Malcolm Thomas (Sr.)  | 34   | 11  |
| 5. | •Kawhi Leonard (So.)   | 33   | 11  |
|    | •Billy White (Sr.)     | 33   | 11  |
| 7. | •Chase Tapley (So.)    | 31   | 11  |
| 8. | •Tim Shelton (Jr.)     | 28   | 11  |
| 9. | •D.J. Gay (So.)        | 26   | 09  |
|    | •Kyle Spain (Sr.)      | 26   | 09  |
|    | •Matt Thomas (Sr.)     | 26   | 09  |
|    | •Richie Williams (Sr.) | 26   | 09  |

## Key

♦ - Indicates event occurred during the Steve Fisher era.

For the purposes of this book, anytime a season is listed as one year, the back half of the season is designated. (e.g. 1989-90 is 90).

**Efficiency Rating** - The National Basketball Association uses a formula to rank the most efficient players in the league. The formula is efficiency = ((PTS + REB + AST + STL + BLK) - ((FGA - FGM) + (FTA - FTM) + TO)) / G.

INDIVIDUAL SEASON RECORDS ◀ RECORDS

# Individual Career Records



2011 NCAA SWEET 16 ► BACK-TO-BACK MOUNTAIN WEST CONFERENCE CHAMPIONS

San Diego State's all-time career records are listed below. The number beneath Rk. indicates the ranking on the all-time records list since SDSU started playing basketball in 1921 or since the statistic was created unless otherwise noted. Beneath the DI column is the ranking since San Diego State started competing at the Division I level in 1970-71. A complete key can be found on page 133.

## Points

| Rk  | DI               | Name              | Years       | GP  | Points |
|-----|------------------|-------------------|-------------|-----|--------|
| 1.  | 2.               | •Brandon Heath    | 04-05-06-07 | 125 | 2,189  |
| 2.  | 2.               | Michael Cage      | 81-82-83-84 | 112 | 1,846  |
| 3.  | 3.               | Anthony Watson    | 83-84-85-86 | 110 | 1,735  |
| 4.  | -                | Tony Pinkins      | 55-56-57    | 82  | 1,475  |
| 5.  | -                | Bob Brady         | 52-53-54    | 74  | 1,389  |
| 6.  | 4.               | Steve Copp        | 73-74-75-76 | 93  | 1,307  |
| 7.  | 5.               | •Billy White      | 08-09-10-11 | 134 | 1,294  |
| 8.  | -                | Al Skalecky       | 66-67-68    | 82  | 1,271  |
| 9.  | 6.               | Tony Ross         | 87-88-89    | 85  | 1,259  |
| 10. | 7.               | •Kyle Spain       | 06-07-08-09 | 115 | 1,230  |
| 11. | 8.               | Chad Nelson       | 94-95-96-97 | 112 | 1,225  |
| 12. | 9.               | •Marcus Slaughter | 04-05-06    | 87  | 1,211  |
| 13. | 10.              | •Lorenzo Wade     | 07-08-09    | 92  | 1,200  |
| 14. | 11.              | Will Connelly     | 75-76-77    | 82  | 1,188  |
| 14. | -                | Von Jacobsen      | 69-70-71    | 78  | 1,188  |
| 16. | 12.              | •D.J. Gay         | 08-09-10-11 | 140 | 1,178  |
| 17. | -                | Bernie Finlay     | 58-59-60    | 73  | 1,110  |
| 18. | 13.              | •Myron Epps       | 99-00-01-02 | 113 | 1,090  |
| 19. | 14.              | Eddie Morris      | 80-81-82-83 | 105 | 1,089  |
| 20. | -                | Danny Newport     | 54-55-56    | 76  | 1,048  |
| 21. | -                | Milton Phelps     | 39-40-41    | 97  | 1,043  |
| 22. | -                | Dave Miller       | 66-67-68    | 82  | 1,034  |
| 23. | 15.              | Leonard Allen     | 82-83-84-85 | 116 | 1,019  |
| 24. | 16.              | •Tony Bland       | 02-03       | 63  | 1,012  |
| 25. | 17.              | Kim Goetz         | 78-79       | 54  | 1,005  |
| 26. | 18.              | •Randy Holcomb    | 01-02       | 61  | 1,002  |
| 19. | •Kawhi Leonard   | 10-11             | 70          | 990 |        |
| 20. | Joel Kramer      | 74-76-77-78       | 99          | 949 |        |
| 21. | Mike Dodd        | 76-77-78-79       | 91          | 928 |        |
| 22. | Tony Gwynn       | 78-79-80-81       | 107         | 925 |        |
| 23. | Jason Richey     | 97-98             | 52          | 908 |        |
| 24. | Courtie Miller   | 90-91-92-93-94    | 101         | 891 |        |
| 25. | •Richie Williams | 06-07-08-09       | 127         | 883 |        |

## Scoring Average

| Rk  | DI               | Name              | Years       | GP    | PPG    |
|-----|------------------|-------------------|-------------|-------|--------|
| 1.  | -                | Bob Brady         | 52-53-54    | 74    | 18.8   |
| 2.  | 1.               | Kim Goetz         | 78-79       | 54    | 18.6   |
| 3.  | -                | Tony Pinkins      | 55-56-57    | 83    | 18.1   |
| 4.  | 2.               | •Brandon Heath    | 04-05-06-07 | 125   | 17.51  |
| 5.  | 3.               | Jason Richey      | 97-98       | 52    | 17.46  |
| 6.  | 4.               | Michael Cage      | 81-82-83-84 | 112   | 16.5   |
| 7.  | 5.               | •Randy Holcomb    | 01-02       | 61    | 16.4   |
| 8.  | 6.               | •Tony Bland       | 02-03       | 63    | 16.1   |
| 9.  | 7.               | Anthony Watson    | 83-84-85-86 | 110   | 15.8   |
| 10. | -                | Al Skalecky       | 66-67-68    | 82    | 15.5   |
| 11. | -                | Von Jacobsen      | 69-70-71    | 77    | 15.4   |
| 12. | 8.               | Chris McMurray    | 72-73       | 42    | 15.238 |
| 13. | 9.               | Steve Malovic     | 78-79       | 55    | 15.236 |
| 14. | -                | Bernie Finlay     | 58-59-60    | 73    | 15.205 |
| 15. | 10.              | •Mohamed Abukar   | 06-07       | 54    | 15.167 |
| 16. | -                | Dick Maureau      | 61-62       | 49    | 15.1   |
| 17. | 11.              | Marty Dow         | 90-91       | 52    | 14.9   |
| 18. | 12.              | Jimmy Harris      | 71-72       | 54    | 14.814 |
| 19. | 13.              | Tony Ross         | 87-88-89    | 85    | 14.812 |
| 20. | 14.              | Zack Jones        | 81-82       | 54    | 14.7   |
| 21. | 15.              | Will Connelly     | 75-76-77    | 82    | 14.5   |
| 22. | -                | Bob Lundgren      | 67-68       | 45    | 14.3   |
| 23. | 16.              | •Kawhi Leonard    | 10-11       | 70    | 14.1   |
| 24. | 17.              | Steve Copp        | 73-74-75-76 | 93    | 14.054 |
| 25. | 18.              | •Marcus Slaughter | 04-05-06    | 87    | 13.919 |
| 19. | •Al Fau          | 01-02             | 57          | 13.84 |        |
| 20. | Mitch McMullen   | 88-89             | 58          | 13.78 |        |
| 21. | Matt Watts       | 98-99             | 53          | 13.7  |        |
| 22. | •Lorenzo Wade    | 07-08-09          | 92          | 13.0  |        |
| 23. | Marc Carter      | 94-95             | 56          | 12.70 |        |
| 24. | Fresnell Gilbert | 77-78-79          | 50          | 12.68 |        |
| 25. | Jimmy Wilkins    | 71-72             | 52          | 12.60 |        |

## Rebounds

| Rk  | DI               | Name              | Years       | GP  | Rebs. |
|-----|------------------|-------------------|-------------|-----|-------|
| 1.  | 1.               | Michael Cage      | 81-82-83-84 | 112 | 1,317 |
| 2.  | -                | Al Skalecky       | 66-67-68    | 82  | 1,090 |
| 3.  | 2.               | •Marcus Slaughter | 04-05-06    | 87  | 775   |
| 4.  | -                | Larry Meek        | 63-64-65    | 75  | 764   |
| 5.  | 3.               | Steve Copp        | 73-74-75-76 | 93  | 737   |
| 6.  | 4.               | Leonard Allen     | 82-83-84-85 | 116 | 724   |
| 7.  | 5.               | •Kawhi Leonard    | 10-11       | 70  | 716   |
| 8.  | 6.               | Joel Kramer       | 74-76-77-79 | 99  | 711   |
| 9.  | 7.               | •Aerick Sanders   | 01-02-03-04 | 109 | 686   |
| 10. | -                | Noel Mickelsen    | 54-55-56    | 79  | 642   |
| 11. | 8.               | Will Connelly     | 75-76-77    | 82  | 641   |
| 12. | 9.               | Eddy Gordon       | 80-81-82-83 | 107 | 631   |
| 13. | 10.              | •Billy White      | 08-09-10-11 | 134 | 614   |
| 14. | -                | Tony Pinkins      | 55-56-57    | 82  | 604   |
| 11. | •Kyle Spain      | 06-07-08-09       | 115         | 596 |       |
| 12. | Joe McNaull      | 91-92-93          | 86          | 572 |       |
| 13. | •Malcolm Thomas  | 10-11             | 71          | 561 |       |
| 14. | •Marcelo Correa  | 97-98-99-00-01    | 112         | 522 |       |
| 15. | •Myron Epps      | 99-00-01-02       | 113         | 508 |       |
| 16. | Chris McMurray   | 72-73             | 42          | 492 |       |
| 17. | Steve Malovic    | 78-79             | 55          | 484 |       |
| 18. | •Randy Holcomb   | 01-02             | 61          | 481 |       |
| 19. | Allen Bunting    | 74-75-76          | 78          | 456 |       |
| 20. | •Richie Williams | 06-07-08-09       | 127         | 445 |       |
| 21. | •Lorenzo Wade    | 07-08-09          | 92          | 443 |       |
| 22. | Larry Jones      | 72-73             | 53          | 420 |       |
| 23. | •Brandon Heath   | 04-05-06-07       | 125         | 419 |       |
| 24. | Marty Dow        | 90-91             | 52          | 415 |       |
| 25. | Rodney Hawkins   | 86-87-88          | 70          | 413 |       |

## Rebound Average

| Rk  | DI                | Name        | Years    | GP     | RPG  |
|-----|-------------------|-------------|----------|--------|------|
| 1.  | -                 | Al Skalecky | 66-67-68 | 82     | 13.3 |
| 1.  | Michael Cage      | 81-82-83-84 | 112      | 11.8   |      |
| 2.  | •Kawhi Leonard    | 10-11       | 70       | 10.2   |      |
| 3.  | •Marcus Slaughter | 04-05-06    | 87       | 8.9    |      |
| 4.  | Steve Malovic     | 78-79       | 55       | 8.8    |      |
| 5.  | Marty Dow         | 90-91       | 52       | 8.0    |      |
| 6.  | Steve Copp        | 73-74-75-76 | 93       | 7.9247 |      |
| 7.  | Larry Jones       | 72-73       | 53       | 7.9245 |      |
| 8.  | •Malcolm Thomas   | 10-11       | 71       | 7.90   |      |
| 9.  | •Randy Holcomb    | 01-02       | 61       | 7.885  |      |
| 10. | Will Connelly     | 75-76-77    | 82       | 7.817  |      |
| 11. | Joel Kramer       | 74-76-77-78 | 99       | 7.2    |      |
| 12. | Mitch McMullen    | 88-89       | 58       | 7.0    |      |
| 13. | Leon Carter       | 95-96       | 57       | 6.9    |      |
| 14. | John Anderson     | 73-74       | 52       | 6.8    |      |
| 15. | Joe McNaull       | 91-92-93    | 86       | 6.7    |      |
| 16. | •Aerick Sanders   | 01-02-03-04 | 109      | 6.294  |      |
| 17. | Roy Kruiuswyk     | 97-98       | 55       | 6.290  |      |
| 18. | Leonard Allen     | 82-83-84-85 | 116      | 6.24   |      |
| 19. | Marc Carter       | 94-95       | 56       | 6.1    |      |
| 20. | Rodney Hawkins    | 86-87-88    | 70       | 5.900  |      |

## Assists

| Rk  | Name             | Years       | GP  | Assists |
|-----|------------------|-------------|-----|---------|
| 1.  | Tony Gwynn       | 78-79-80-81 | 107 | 590     |
| 2.  | •Richie Williams | 06-07-08-09 | 127 | 479     |
| 3.  | Chad Nelson      | 94-95-96-97 | 112 | 412     |
| 4.  | •Brandon Heath   | 04-05-06-07 | 125 | 394     |
| 5.  | Mark Delsman     | 74-75-76-77 | 109 | 376     |
| 6.  | Anthony Watson   | 83-84-85-86 | 110 | 356     |
| 7.  | Keith Smith      | 82-83       | 53  | 349     |
| 8.  | •D.J. Gay        | 08-09-10-11 | 140 | 344     |
| 9.  | •Deandre Moore   | 01-02-03    | 88  | 339     |
| 10. | Dean Decker      | 77-78       | 56  | 307     |
| 11. | Ray Leary        | 74-75-76    | 76  | 279     |

|     |                   |             |    |     |
|-----|-------------------|-------------|----|-----|
| 12. | •Lorenzo Wade     | 07-08-09    | 92 | 275 |
| 13. | Mike Dodd         | 76-77-78-79 | 91 | 271 |
| 14. | Creon Dorsey      | 85-86       | 59 | 263 |
| 15. | Bryan Williams    | 88-89       | 48 | 243 |
| 16. | Michael Best      | 89-90       | 56 | 238 |
| 17. | •Tony Bland       | 02-03       | 63 | 213 |
| 18. | Arthur Massey     | 90-91       | 59 | 212 |
| 19. | Jeff Konek        | 85          | 57 | 211 |
| 20. | •David Abramowitz | 99-00-01    | 79 | 189 |
| 21. | Jason Richey      | 97-98       | 52 | 184 |
| 21. | Gary Earle        | 74-75-76    | 81 | 184 |
| 23. | •Wesley Stokes    | 04          | 30 | 176 |
| 24. | Steve Copp        | 73-74-75-76 | 93 | 171 |
| 25. | Matt Watts        | 98-99       | 53 | 166 |

## Assist Average

| Rk  | Name             | Years       | GP  | APG   |
|-----|------------------|-------------|-----|-------|
| 1.  | Keith Smith      | 82-83       | 53  | 6.6   |
| 2.  | Tony Gwynn       | 78-79-80-81 | 107 | 5.51  |
| 3.  | Dean Decker      | 77-78       | 56  | 5.48  |
| 4.  | Creon Dorsey     | 85-86       | 59  | 4.5   |
| 5.  | Michael Best     | 89-90       | 56  | 4.3   |
| 6.  | •Deandre Moore   | 01-02-03    | 88  | 3.85  |
| 7.  | •Richie Williams | 06-07-08-09 | 127 | 3.77  |
| 8.  | Jeff Konek       | 85          | 57  | 3.702 |
| 9.  | Chad Nelson      | 94-95-96-97 | 112 | 3.679 |
| 10. | Ray Leary        | 74-75-76    | 76  | 3.671 |

## Field Goals

| Rk  | DI                | Name           | Years       | GP  | FG  |
|-----|-------------------|----------------|-------------|-----|-----|
| 1.  | 1.                | •Brandon Heath | 04-05-06-07 | 125 | 749 |
| 2.  | 2.                | Anthony Watson | 83-84-85-86 | 110 | 702 |
| 3.  | 3.                | Michael Cage   | 81-82-83-84 | 112 | 679 |
| 4.  | 4.                | •Billy White   | 08-09-10-11 | 134 | 529 |
| 5.  | 5.                | Steve Copp     | 73-74-75-76 | 93  | 507 |
| 6.  | -                 | Tony Pinkins   | 55-56-57    | 82  | 495 |
| 7.  | 6.                | Eddie Morris   | 80-81-82-83 | 105 | 483 |
| 8.  | -                 | Al Skalecky    | 66-67-68    | 82  | 481 |
| 9.  | 7.                | Will Connelly  | 75-76-77    | 82  | 477 |
| 10. | -                 | Bob Brady      | 52-53-54    | 74  | 461 |
| 11. | 8.                | Von Jacobsen   | 69-70-71    | 78  | 457 |
| 12. | 9.                | •Lorenzo Wade  | 07-08-09    | 92  | 448 |
| 13. | 10.               | Kim Goetz      | 78-79       | 54  | 435 |
| 11. | Tony Ross         | 87-88-89       | 85          | 413 |     |
| 12. | •Myron Epps       | 99-00-01-02    | 113         | 407 |     |
| 13. | Joel Kramer       | 74-76-77-78    | 99          | 406 |     |
| 14. | •Marcus Slaughter | 04-05-06       | 87          | 403 |     |
| 15. | Leonard Allen     | 82-83-84-85    | 116         | 396 |     |
| 16. | Mike Dodd         | 76-77-78-79    | 91          | 392 |     |
| 17. | •Randy Holcomb    | 01-02          | 61          | 383 |     |
| 18. | •Kyle Spain       | 06-07-08-09    | 115         | 382 |     |
| 19. | •D.J. Gay         | 08-09-10-11    | 140         | 379 |     |
| 20. | •Kawhi Leonard    | 10-11          | 70          | 377 |     |

## Field Goal Attempts

| Rk  | DI                | Name           | Years       | GP    | FGA   |
|-----|-------------------|----------------|-------------|-------|-------|
| 1.  | 1.                | •Brandon Heath | 04-05-06-07 | 125   | 1,815 |
| 2.  | 2.                | Anthony Watson | 83-84-85-86 | 110   | 1,576 |
| 3.  | 3.                | Michael Cage   | 81-82-83-84 | 112   | 1,238 |
| 4.  | 4.                | Steve Copp     | 73-74-75-76 | 93    | 1,126 |
| 5.  | 5.                | Eddie Morris   | 80-81-82-83 | 105   | 1,098 |
| 6.  | •D.J. Gay         | 08-09-10-11    | 140         | 1,046 |       |
| 7.  | Will Connelly     | 75-76-77       | 82          | 1,020 |       |
| 8.  | •Lorenzo Wade     | 07-08-09       | 92          | 977   |       |
| 9.  | Tony Ross         | 87-88-89       | 85          | 933   |       |
| 10. | •Kyle Spain       | 06-07-08-09    | 115         | 912   |       |
| 11. | •Billy White      | 08-09-10-11    | 134         | 881   |       |
| 12. | Kim Goetz         | 78-79          | 54          | 852   |       |
| 13. | •Marcus Slaughter | 04-05-06       | 87          | 844   |       |
| 14. | •Kawhi Leonard    | 10-11          | 70          | 840   |       |

# Individual Career Records



2011 NCAA SWEET 16 ▶ BACK-TO-BACK MOUNTAIN WEST CONFERENCE CHAMPIONS

INDIVIDUAL CAREER RECORDS ◀ RECORDS

|     |                |             |     |     |
|-----|----------------|-------------|-----|-----|
| 15. | Chad Nelson    | 84-85-86-87 | 112 | 814 |
| 16. | •Randy Holcomb | 01-02       | 61  | 812 |
| 17. | •Tony Bland    | 02-03       | 63  | 808 |
| 18. | •Myron Epps    | 99-00-01-02 | 113 | 803 |
| 19. | Joel Kramer    | 74-76-77-78 | 99  | 779 |
| 20. | Mike Dodd      | 76-77-78-79 | 91  | 758 |

## Field Goal Percentage

*minimum 500 career attempts*

| Rk  | DI                | Name            | Years       | FG/FGA    | FG%    |
|-----|-------------------|-----------------|-------------|-----------|--------|
| 1.  | 1.                | •Billy White    | 08-09-10-11 | 529/881   | 60.0   |
| 2.  | 2.                | Leonard Allen   | 82-83-84-85 | 396/692   | 57.2   |
| 3.  | 3.                | Mitch McMullen  | 88-89       | 296/527   | 56.2   |
| 4.  | 4.                | Marty Dow       | 90-91       | 309/557   | 55.5   |
| 5.  | 5.                | Steve Malovic   | 78-79       | 337/609   | 55.3   |
| 6.  | -                 | Danny Newport   | 54-55-56    | 379/686   | 55.2   |
| 7.  | 6.                | Michael Cage    | 81-82-83-84 | 679/1,238 | 54.8   |
| 8.  | 7.                | •Aerick Sanders | 01-02-03-04 | 334/619   | 53.958 |
| 9.  | 8.                | •Malcolm Thomas | 10-11       | 298/553   | 53.89  |
| 10. | 9.                | •Mike Mackell   | 02-03       | 291/543   | 53.6   |
| 11. | 10.               | Joe McNaull     | 91-92-93    | 333/627   | 53.1   |
| 12. | 11.               | Joel Kramer     | 74-76-77-78 | 406/779   | 52.1   |
| 13. | 12.               | Mike Dodd       | 76-77-78-79 | 392/758   | 51.7   |
| 13. | 13.               | Kim Goetz       | 78-79       | 435/852   | 51.1   |
| 14. | Myron Epps        | 99-00-01-02     | 407/803     | 50.7      |        |
| 15. | •Marcelo Correa   | 97-98-99-00-01  | 273/546     | 50.0      |        |
| 16. | Jimmy Wilkins     | 71-72           | 253/517     | 48.9      |        |
| 17. | Zach Jones        | 81-82           | 323/668     | 48.4      |        |
| 18. | •Mohamed Abukar   | 06-07           | 303/634     | 47.8      |        |
| 19. | •Marcus Slaughter | 04-05-06        | 403/844     | 47.7      |        |
| 20. | Eddy Gordon       | 80-81-82-83     | 343/722     | 47.5      |        |

## Three-Point Field Goals

*in existence since 1986-87 season*

| Rk  | Name              | Years       | GP  | 3FG |
|-----|-------------------|-------------|-----|-----|
| 1.  | •Brandon Heath    | 04-05-06-07 | 125 | 281 |
| 2.  | Tony Ross         | 87-88-89    | 85  | 270 |
| 3.  | •D.J. Gay         | 08-09-10-11 | 140 | 219 |
| 4.  | •John Sharper     | 03-04-05-06 | 119 | 166 |
| 5.  | Jason Richey      | 97-98       | 52  | 136 |
| 6.  | •Kyle Spain       | 06-07-08-09 | 115 | 130 |
| 7.  | Chad Nelson       | 94-95-96-97 | 112 | 122 |
| 8.  | •Richie Williams  | 06-07-08-09 | 127 | 112 |
| 9.  | Michael Best      | 89-90       | 56  | 107 |
| 10. | •Al Faux          | 01-02       | 57  | 106 |
| 11. | •David Abramowitz | 99-00-01    | 79  | 98  |
| 12. | •Deandre Moore    | 01-02-03    | 88  | 84  |
| 13. | •Kelvin Davis     | 08-09-10    | 74  | 79  |
| 14. | •Chase Tapley     | 10-11       | 67  | 76  |
| 14. | Berry Randle      | 93-94-95-96 | 113 | 76  |
| 16. | Matt Watts        | 98-99       | 53  | 65  |
| 17. | •Lorenzo Wade     | 07-08-09    | 92  | 64  |
| 18. | •Chris Manker     | 03-04-05    | 82  | 58  |
| 19. | •Donte Wilson     | 99-00       | 54  | 56  |
| 19. | Brady Trenkle     | 95-97-99    | 79  | 56  |
| 19. | Chris Walters     | 93-94       | 57  | 56  |

## Three-Point Field Goal Atts.

*in existence since 1986-87 season*

| Rk  | Name              | Years       | GP  | 3FGA |
|-----|-------------------|-------------|-----|------|
| 1.  | •Brandon Heath    | 04-05-06-07 | 125 | 798  |
| 2.  | •D.J. Gay         | 08-09-10-11 | 140 | 607  |
| 2.  | Tony Ross         | 87-88-89    | 85  | 589  |
| 4.  | •John Sharper     | 03-04-05-06 | 119 | 412  |
| 5.  | Jason Richey      | 97-98       | 52  | 381  |
| 6.  | Chad Nelson       | 94-95-96-97 | 112 | 337  |
| 7.  | •Kyle Spain       | 06-07-08-09 | 115 | 332  |
| 8.  | •Richie Williams  | 06-07-08-09 | 127 | 303  |
| 9.  | Michael Best      | 89-90       | 56  | 292  |
| 10. | •David Abramowitz | 99-00-01    | 79  | 284  |
| 11. | •Kelvin Davis     | 08-09-10    | 74  | 259  |
| 12. | •Al Faux          | 01-02       | 57  | 256  |
| 13. | Berry Randle      | 93-94-95-96 | 113 | 253  |
| 14. | •Deandre Moore    | 01-02-03    | 88  | 239  |
| 15. | Matt Watts        | 98-99       | 53  | 237  |
| 16. | •Lorenzo Wade     | 07-08-09    | 92  | 212  |

|     |               |          |    |     |
|-----|---------------|----------|----|-----|
| 17. | •Chase Tapley | 10-11    | 67 | 201 |
| 18. | •Donte Wilson | 99-00    | 54 | 180 |
| 19. | Josko Visnjic | 98       | 28 | 179 |
| 20. | Brady Trenkle | 95-97-99 | 79 | 176 |

## Three-Point Field Goal Percentage

*minimum 40 career three-point field goals*

| Rk  | Name             | Years       | 3FG/3FGA | 3FG%  |
|-----|------------------|-------------|----------|-------|
| 1.  | Tony Ross        | 87-88-89    | 270/589  | 45.8  |
| 2.  | •James Rahon     | 11          | 53/122   | 43.4  |
| 3.  | •Al Faux         | 01-02       | 106/256  | 41.4  |
| 4.  | •John Sharper    | 03-04-05-06 | 166/412  | 40.3  |
| 5.  | •Steve Sir       | 03-04       | 47/118   | 39.8  |
| 6.  | •Kyle Spain      | 06-07-08-09 | 130/332  | 39.2  |
| 7.  | •Chase Tapley    | 10-11       | 76/201   | 37.8  |
| 8.  | •Richie Williams | 06-07-08-09 | 112/303  | 37.0  |
| 9.  | Michael Best     | 89-90       | 107/292  | 36.64 |
| 10. | Tony Clark       | 92-93       | 52/142   | 36.62 |
| 11. | Chad Nelson      | 94-95-96-97 | 122/337  | 36.2  |
| 12. | •D.J. Gay        | 08-09-10-11 | 219/607  | 36.1  |
| 13. | Jason Richey     | 97-98       | 136/381  | 35.7  |
| 14. | •Brandon Heath   | 04-05-06-07 | 281/798  | 35.2  |
| 15. | •Deandre Moore   | 01-02-03    | 84/239   | 35.1  |
| 16. | Darryl Gaines    | 86-87       | 40/115   | 34.8  |
| 17. | •Karlo Kovacic   | 01-02       | 47/136   | 34.6  |

## Free Throws

| Rk  | DI              | Name              | Years          | GP  | FT  |
|-----|-----------------|-------------------|----------------|-----|-----|
| 1.  | 1.              | Michael Cage      | 81-82-83-84    | 112 | 488 |
| 2.  | -               | Tony Pinkins      | 55-56-57       | 82  | 485 |
| 3.  | -               | Bob Brady         | 52-53-54       | 74  | 467 |
| 4.  | 2.              | Chad Nelson       | 94-95-96-97    | 112 | 415 |
| 5.  | 3.              | •Brandon Heath    | 04-05-06-07    | 125 | 410 |
| 6.  | 4.              | •Marcus Slaughter | 04-05-06       | 87  | 388 |
| 7.  | -               | Bernie Finlay     | 58-59-60       | 73  | 352 |
| 8.  | 5.              | •Kyle Spain       | 06-07-08-09    | 115 | 336 |
| 9.  | 6.              | Anthony Watson    | 83-84-85-86    | 110 | 331 |
| 10. | -               | Al Skalecky       | 66-67-68       | 82  | 309 |
| 11. | 7.              | Courtie Miller    | 90-91-92-93-94 | 101 | 302 |
| 13. | 8.              | Steve Copp        | 73-74-75-76    | 93  | 293 |
| 14. | -               | Danny Newport     | 54-55-56       | 76  | 290 |
| 9.  | •Myron Epps     | 99-00-01-02       | 113            | 274 |     |
| 10. | Tony Gwynn      | 78-79-80-81       | 107            | 245 |     |
| 11. | •Lorenzo Wade   | 07-08-09          | 92             | 240 |     |
| 12. | Will Connelly   | 75-76-77          | 82             | 234 |     |
| 13. | •Tony Bland     | 02-03             | 63             | 233 |     |
| 14. | Leonard Allen   | 82-83-84-85       | 116            | 227 |     |
| 15. | •Billy White    | 08-09-10-11       | 134            | 221 |     |
| 16. | Jason Richey    | 97-98             | 52             | 218 |     |
| 17. | •Marcelo Correa | 97-98-99-00-01    | 112            | 215 |     |
| 18. | Mitch McMullen  | 88-89             | 58             | 207 |     |
| 19. | •Randy Holcomb  | 01-02             | 61             | 205 |     |
| 20. | •D.J. Gay       | 08-09-10-11       | 140            | 201 |     |
| 20. | John Martens    | 83-84-85-86       | 71             | 201 |     |

## Free Throws Attempted

| DI  | Name              | Years          | GP  | FTA |
|-----|-------------------|----------------|-----|-----|
| 1.  | Michael Cage      | 81-82-83-84    | 112 | 667 |
| 2.  | •Marcus Slaughter | 04-05-06       | 87  | 530 |
| 3.  | •Brandon Heath    | 04-05-06-07    | 125 | 524 |
| 4.  | Chad Nelson       | 94-95-96-97    | 112 | 519 |
| 5.  | •Myron Epps       | 99-00-01-02    | 113 | 466 |
| 6.  | Anthony Watson    | 83-84-85-86    | 110 | 446 |
| 7.  | Steve Copp        | 73-74-75-76    | 93  | 439 |
| 8.  | •Kyle Spain       | 06-07-08-09    | 115 | 434 |
| 9.  | Courtie Miller    | 90-91-92-93-94 | 101 | 398 |
| 10. | Will Connelly     | 75-76-77       | 82  | 376 |
| 11. | Leonard Allen     | 82-83-84-85    | 116 | 369 |
| 12. | Mitch McMullen    | 88-89          | 58  | 356 |
| 13. | •Lorenzo Wade     | 07-08-09       | 92  | 341 |
| 14. | •Tony Bland       | 02-03          | 63  | 340 |
| 15. | Tony Gwynn        | 78-79-80-81    | 107 | 334 |
| 16. | •Billy White      | 08-09-10-11    | 134 | 332 |
| 17. | •Malcolm Thomas   | 10-11          | 71  | 329 |
| 18. | •Marcelo Correa   | 97-98-99-00-01 | 112 | 324 |
| 19. | Berry Randle      | 93-94-95-96    | 113 | 314 |

|     |                |       |    |     |
|-----|----------------|-------|----|-----|
| 20. | •Randy Holcomb | 01-02 | 61 | 312 |
|-----|----------------|-------|----|-----|

## Free Throw Percentage

*minimum 40 career free throws*

| Rk  | DI             | Name            | Years       | FT/FTA  | FT%   |
|-----|----------------|-----------------|-------------|---------|-------|
| 1.  | 1.             | Kim Goetz       | 78-79       | 135/158 | 85.4  |
| 2.  | -              | Mike Spigler    | 69-70       | 112/134 | 83.6  |
| 3.  | 2.             | Steve Malovic   | 78-79       | 164/199 | 82.4  |
| 4.  | 3.             | •Mohamed Abukar | 06-07       | 186/226 | 82.3  |
| 5.  | 4.             | Jason Richey    | 97-98       | 218/271 | 80.4  |
| 6.  | 5.             | Tony Ross       | 87-88-89    | 163/203 | 80.3  |
| 7.  | 6.             | Chad Nelson     | 94-95-96-97 | 415/519 | 80.0  |
| 8.  | 7.             | •Brandon Heath  | 04-05-06-07 | 410/524 | 78.2  |
| 9.  | 8.             | Mike Dodd       | 76-77-78-79 | 144/185 | 77.84 |
| 10. | -              | Bernie Finlay   | 58-59-60    | 352/453 | 77.7  |
| 11. | 9.             | •Kyle Spain     | 06-07-08-09 | 336/434 | 77.4  |
| 12. | 10.            | •Chase Tapley   | 10-11       | 44/57   | 77.2  |
| 13. | 11.            | Chris McMurray  | 72-73       | 130/169 | 76.9  |
| 14. | -              | Gary Schneider  | 70-71       | 116/157 | 76.8  |
| 12. | Joel Kramer    | 74-76-77-78     | 137/179     | 76.5    |       |
| 13. | Jimmy Wilkins  | 71-72           | 149/195     | 76.4    |       |
| 14. | Courtie Miller | 90-91-92-93-94  | 302/398     | 75.9    |       |

## Blocks

*since 1978-79 season*

| Rk  | Name              | Years          | GP  | Blk. |
|-----|-------------------|----------------|-----|------|
| 1.  | Leonard Allen     | 82-83-84-85    | 116 | 214  |
| 2.  | •Malcolm Thomas   | 10-11          | 71  | 127  |
| 3.  | Michael Cage      | 81-82-83-84    | 112 | 118  |
| 4.  | Joe McNaull       | 91-92-93       | 86  | 114  |
| 5.  | •Aerick Sanders   | 01-02-03-04    | 109 | 105  |
| 6.  | •Billy White      | 08-09-10-11    | 134 | 102  |
| 7.  | •Marcelo Correa   | 97-98-99-00-01 | 112 | 100  |
| 8.  | •Marcus Slaughter | 04-05-06       | 87  | 78   |
| 9.  | •Lorenzo Wade     | 07-08-09       | 92  | 72   |
| 10. | Eddy Gordon       | 80-81-82-83    | 107 | 71   |
| 11. | Marty Dow         | 90-91          | 52  | 68   |
| 11. | Rodney Hawkins    | 86-87-88       | 70  | 68   |
| 13. | Leon Carter       | 95-96          | 57  | 58   |
| 14. | Marc Carter       | 94-95          | 56  | 55   |
| 15. | •Randy Holcomb    | 01-02          | 61  | 51   |
| 15. | Courtie Miller    | 90-91-92-93-94 | 101 | 51   |
| 17. | Mitch McMullen    | 88-89          | 58  | 46   |
| 18. | •Kawhi Leonard    | 10-11          | 70  | 45   |
| 19. | •Kyle Spain       | 06-07-08-09    | 115 | 44   |
| 20. | •Brian Carlwell   | 10-11          | 71  | 42   |

## Steals

*since 1978-79 season*

| Rk  | Name              | Years          | GP  | Steals |
|-----|-------------------|----------------|-----|--------|
| 1.  | •Richie Williams  | 06-07-08-09    | 127 | 246    |
| 2.  | •Brandon Heath    | 04-05-06       | 125 | 217    |
| 3.  | Anthony Watson    | 83-84-85-86    | 110 | 192    |
| 4.  | Chad Nelson       | 94-95-96-97    | 112 | 175    |
| 5.  | •Billy White      | 08-09-10-11    | 134 | 149    |
| 6.  | Tony Gwynn        | 78-79-80-81    | 107 | 141    |
| 7.  | •Kyle Spain       | 06-07-08-09    | 115 | 137    |
| 8.  | Eddie Morris      | 80-81-82-83    | 105 | 131    |
| 9.  | •D.J. Gay         | 08-09-10-11    | 140 | 126    |
| 9.  | Matt Watts        | 98-99          | 53  | 126    |
| 9.  | Michael Best      | 89-90          | 56  | 126    |
| 9.  | Michael Cage      | 81-82-83-84    | 112 | 126    |
| 13. | •Lorenzo Wade     | 07-08-09       | 92  | 125    |
| 14. | •Deandre Moore    | 01-02-03       | 88  | 114    |
| 15. | Eddy Gordon       | 80-81-82-83    | 107 | 111    |
| 16. | Creon Dorsey      | 85-86          | 59  | 109    |
| 17. | •Marcus Slaughter | 04-05-06       | 87  | 107    |
| 18. | •Marcelo Correa   | 97-98-99-00-01 | 112 | 102    |
| 19. | •Matt Thomas      | 05-06-07-08-09 | 124 | 100    |
| 20. | •Kawhi Leonard    | 10-11          | 70  | 98     |

## Games Played

| Rk | DI | Name             | Years       | GP  |
|----|----|------------------|-------------|-----|
| 1. | 1. | •D.J. Gay        | 08-09-10-11 | 140 |
| 2. | 2. | •Billy White     | 08-09-10-11 | 134 |
| 3. | 3. | •Richie Williams | 06-07-08-09 | 127 |

AZTEC BASKETBALL MEDIA GUIDE



# Individual Career Records



2011 NCAA SWEET 16 ► BACK-TO-BACK MOUNTAIN WEST CONFERENCE CHAMPIONS

|     |     |                 |                |     |
|-----|-----|-----------------|----------------|-----|
| 4.  | 4.  | •Brandon Heath  | 04-05-06-07    | 125 |
| 5.  | 5.  | •Matt Thomas    | 05-06-07-08-09 | 124 |
| 6.  | 6.  | •John Sharper   | 03-04-05-06    | 119 |
| 7.  | 7.  | Leonard Allen   | 82-83-84-85    | 116 |
| 8.  | 8.  | •Kyle Spain     | 06-07-08-09    | 115 |
| 9.  | 9.  | •Myron Epps     | 99-00-01-02    | 113 |
| 9.  | 9.  | Berry Randle    | 93-94-95-96    | 113 |
| 11. | 11. | •Marcelo Correa | 97-98-99-00-01 | 112 |
| 11. | 11. | Chad Nelson     | 94-95-96-97    | 112 |
| 11. | 11. | Michael Cage    | 81-82-83-84    | 112 |
| 14. | 14. | •Chris Walton   | 01-02-04-05    | 110 |
| 14. | 14. | Anthony Watson  | 83-84-85-86    | 110 |
| 16. | 16. | •Aerick Sanders | 01-02-03-04    | 109 |
| 16. | 16. | Mark Delsman    | 74-75-76-77    | 109 |
| 18. | 18. | Eddy Gordon     | 80-81-82-83    | 107 |
| 18. | 18. | Tony Gwynn      | 78-79-80-81    | 107 |
| 18. | -   | Noel Mickelsen  | 53-54-55-56    | 107 |

## Games Started

| since 1978-79 |                   |                |     |     |
|---------------|-------------------|----------------|-----|-----|
| Rk            | Name              | Years          | GP  | GS  |
| 1.            | •Billy White      | 08-09-10-11    | 134 | 124 |
| 2.            | •D.J. Gay         | 08-09-10-11    | 140 | 120 |
| 2.            | •Brandon Heath    | 04-05-06-07    | 125 | 120 |
| 4.            | Michael Cage      | 81-82-83-84    | 112 | 112 |
| 5.            | Leonard Allen     | 82-83-84-85    | 116 | 110 |
| 6.            | •Richie Williams  | 06-07-08-09    | 127 | 109 |
| 7.            | Chad Nelson       | 94-95-96-97    | 112 | 103 |
| 8.            | •Kyle Spain       | 06-07-08-09    | 115 | 95  |
| 9.            | Anthony Watson    | 83-84-85-86    | 110 | 93  |
| 10.           | •Marcelo Correa   | 97-98-99-00-01 | 112 | 91  |
| 10.           | •Myron Epps       | 99-00-01-02    | 113 | 81  |
| 12.           | •Marcus Slaughter | 04-05-06       | 87  | 74  |
| 13.           | •Lorenzo Wade     | 07-08-09       | 92  | 73  |
| 13.           | •Deandre Moore    | 01-02-03       | 88  | 73  |
| 15.           | •Malcolm Thomas   | 10-11          | 71  | 70  |
| 16.           | •Kawhi Leonard    | 10-11          | 70  | 69  |
| 17.           | •Tony Bland       | 02-03          | 63  | 62  |
| 17.           | Joe McNaull       | 91-92-93       | 86  | 62  |
| 17.           | Eddie Morris      | 80-81-82-83    | 105 | 62  |
| 20.           | •Randy Holcomb    | 01-02          | 61  | 61  |
| 20.           | Tony Gwynn        | 78-79-80-81    | 107 | 61  |
| 20.           | Eddy Gordon       | 80-81-82-83    | 107 | 61  |

## Consecutive Games Started

| since 1980-81 season |                 |             |     |     |
|----------------------|-----------------|-------------|-----|-----|
| Rk                   | Name            | Years       | GP  | CGS |
| 1.                   | Michael Cage    | 81-82-83-84 | 112 | 112 |
| 2.                   | Chad Nelson     | 94-95-96-97 | 112 | 103 |
| 3.                   | •Brandon Heath  | 04-05-06-07 | 125 | 85  |
| 4.                   | •D.J. Gay       | 08-09-10-11 | 140 | 71  |
| 5.                   | Leonard Allen   | 82-83-84-85 | 116 | 70  |
| 6.                   | •Malcolm Thomas | 10-11       | 71  | 68  |
| 7.                   | •Kawhi Leonard  | 10-11       | 70  | 64  |
| 8.                   | •Randy Holcomb  | 01-02       | 61  | 61  |
| 9.                   | •Aerick Sanders | 01-02-03-04 | 109 | 60  |
| 10.                  | •Myron Epps     | 99-00-01-02 | 113 | 58  |
| 11.                  | Chris Walters   | 1993-94     | 57  | 57  |
| 11.                  | Joe McNaull     | 91-92-93    | 86  | 57  |
| 13.                  | Kevin Betts     | 97-98       | 55  | 55  |
| 13.                  | Anthony Watson  | 83-84-85-86 | 110 | 55  |

## Minutes Played

| since 1978-79 season |                  |             |     |       |
|----------------------|------------------|-------------|-----|-------|
| Rk                   | Name             | Years       | GP  | Min.  |
| 1.                   | •Brandon Heath   | 04-05-06-07 | 125 | 4,275 |
| 2.                   | Michael Cage     | 81-82-83-84 | 112 | 4,262 |
| 3.                   | •D.J. Gay        | 08-09-10-11 | 140 | 4,222 |
| 4.                   | •Richie Williams | 06-07-08-09 | 127 | 3,780 |
| 5.                   | Chad Nelson      | 94-95-96-97 | 103 | 3,692 |
| 6.                   | •Billy White     | 08-09-10-11 | 134 | 3,532 |
| 7.                   | Anthony Watson   | 83-84-85-86 | 110 | 3,330 |
| 8.                   | Leonard Allen    | 82-83-84-85 | 116 | 3,191 |
| 9.                   | •Myron Epps      | 99-00-01-02 | 113 | 2,971 |
| 10.                  | •Kyle Spain      | 06-07-08-09 | 115 | 2,948 |
| 11.                  | •Lorenzo Wade    | 07-08-09    | 92  | 2,911 |

|     |                   |                |     |        |
|-----|-------------------|----------------|-----|--------|
| 12. | •Marcus Slaughter | 04-05-06       | 87  | 2,659  |
| 13. | Eddie Morris      | 80-81-82-83    | 105 | 2,627  |
| 14. | •Marcelo Correa   | 97-98-99-00-01 | 112 | 2,594  |
| 15. | •Deandre Moore    | 01-02-03       | 88  | 2,462  |
| 16. | •Aerick Sanders   | 01-02-03-04    | 109 | 2,460  |
| 17. | Tony Gwynn        | 78-79-80-81    | 107 | +2,422 |
| 18. | Tony Ross         | 87-88-89       | 85  | 2,402  |
| 19. | •John Sharper     | 03-04-05-06    | 119 | 2,381  |
| 20. | •Chris Walton     | 01-02-04-05    | 110 | 2,286  |

## Efficiency Points

| since 1978-79 season |                   |             |     |           |
|----------------------|-------------------|-------------|-----|-----------|
| Rk                   | Name              | Years       | GP  | Eff. Pts. |
| 1.                   | Michael Cage      | 81-82-83-84 | 112 | 2,534     |
| 2.                   | •Brandon Heath    | 04-05-06-07 | 125 | 1,652     |
| 3.                   | •Billy White      | 08-09-10-11 | 134 | 1,635     |
| 4.                   | •Marcus Slaughter | 04-05-06    | 87  | 1,495     |
| 5.                   | Steve Copp        | 73-74-75-76 | 93  | 1,450     |
| 6.                   | Joel Kramer       | 74-76-77-78 | 99  | 1,407     |
| 7.                   | Leonard Allen     | 82-83-84-85 | 116 | 1,395     |
| 8.                   | Chad Nelson       | 94-95-96-97 | 112 | 1,351     |
| 9.                   | Anthony Watson    | 83-84-85-86 | 110 | 1,337     |
| 10.                  | •Kawhi Leonard    | 10-11       | 70  | 1,322     |
| 11.                  | •Kyle Spain       | 06-07-08    | 115 | 1,308     |
| 12.                  | •Aerick Sanders   | 01-02-03-04 | 109 | 1,276     |
| 13.                  | •Lorenzo Wade     | 07-08-09    | 92  | 1,244     |
| 14.                  | •Richie Williams  | 06-07-08-09 | 127 | 1,220     |
| 15.                  | Will Connelly     | 75-76-77    | 82  | 1,216     |
| 16.                  | •Malcolm Thomas   | 10-11       | 71  | 1,153     |
| 17.                  | Steve Malovic     | 78-79       | 55  | 1,137     |
| 18.                  | Tony Gwynn        | 78-79-80-81 | 107 | 1,114     |
| 19.                  | Joe McNaull       | 91-92-93    | 86  | 1,056     |
| 20.                  | Eddy Gordon       | 80-81-82-83 | 107 | 1,044     |

## Efficiency Average

| min. 50 games; since 1978-79 season |                   |             |     |       |
|-------------------------------------|-------------------|-------------|-----|-------|
| Rk                                  | Name              | Years       | GP  | EPG   |
| 1.                                  | Michael Cage      | 81-82-83-84 | 112 | 22.63 |
| 2.                                  | Steve Malovic     | 78-79       | 55  | 20.67 |
| 3.                                  | •Kawhi Leonard    | 10-11       | 70  | 18.89 |
| 4.                                  | Marty Dow         | 90-91       | 52  | 17.52 |
| 5.                                  | •Marcus Slaughter | 04-05-06    | 87  | 17.18 |
| 6.                                  | •Malcolm Thomas   | 10-11       | 71  | 16.24 |
| 7.                                  | Kim Goetz         | 78-79       | 54  | 16.09 |
| 8.                                  | Steve Copp        | 73-74-75-76 | 93  | 15.59 |
| 9.                                  | •Randy Holcomb    | 01-02       | 61  | 15.34 |
| 10.                                 | Will Connelly     | 75-76-77    | 82  | 14.83 |
| 11.                                 | Jason Richey      | 97-98       | 52  | 14.40 |
| 12.                                 | Joel Kramer       | 74-76-77-78 | 99  | 14.21 |
| 13.                                 | •Mohamed Abukar   | 06-07       | 54  | 14.20 |
| 14.                                 | Leon Carter       | 95-96       | 57  | 13.82 |
| 15.                                 | Mitch McMullen    | 88-89       | 58  | 13.78 |
| 16.                                 | •Lorenzo Wade     | 07-08-09    | 92  | 13.52 |
| 17.                                 | •Tony Bland       | 02-03       | 63  | 13.27 |
| 18.                                 | •Brandon Heath    | 04-05-06-07 | 125 | 13.22 |
| 19.                                 | Kevin Betts       | 97-98       | 55  | 13.14 |
| 20.                                 | John Anderson     | 73-74       | 52  | 12.62 |

## Points-Rebounds-Assists

| since 1972-73 season |                   |             |     |       |
|----------------------|-------------------|-------------|-----|-------|
| Rk                   | Name              | Years       | GP  | PRA   |
| 1.                   | Michael Cage      | 81-82-83-84 | 112 | 3,261 |
| 2.                   | •Brandon Heath    | 04-05-06-07 | 125 | 3,002 |
| 3.                   | Anthony Watson    | 83-84-85-86 | 110 | 2,453 |
| 4.                   | Steve Copp        | 73-74-75-76 | 93  | 2,215 |
| 5.                   | •Marcus Slaughter | 04-05-06    | 87  | 2,099 |
| 6.                   | •Billy White      | 08-09-10-11 | 134 | 2,069 |
| 7.                   | Chad Nelson       | 94-95-96-97 | 112 | 2,007 |
| 8.                   | •Kyle Spain       | 06-07-08-09 | 115 | 1,959 |
| 9.                   | •Lorenzo Wade     | 07-08-09    | 92  | 1,918 |
| 10.                  | Will Connelly     | 75-76-77    | 82  | 1,901 |
| 11.                  | •Kawhi Leonard    | 10-11       | 70  | 1,862 |
| 12.                  | Joel Kramer       | 74-76-77-78 | 99  | 1,822 |
| 13.                  | •Richie Williams  | 06-07-08-09 | 127 | 1,807 |
| 14.                  | •D.J. Gay         | 08-09-10-11 | 140 | 1,783 |
| 15.                  | Leonard Allen     | 82-83-84-85 | 116 | 1,765 |

|     |                 |             |     |       |
|-----|-----------------|-------------|-----|-------|
| 16. | Tony Gwynn      | 78-79-80-81 | 107 | 1,730 |
| 17. | •Myron Epps     | 99-00-01-02 | 113 | 1,679 |
| 18. | •Randy Holcomb  | 01-02       | 61  | 1,580 |
| 19. | Tony Ross       | 87-88-89    | 85  | 1,578 |
| 20. | •Aerick Sanders | 01-02-03-04 | 109 | 1,570 |

## Victories

| since 1975-76 |                  |                |     |      |
|---------------|------------------|----------------|-----|------|
| Rk            | Name             | Years          | GP  | Wins |
| 1.            | •D.J. Gay        | 08-09-10-11    | 140 | 105  |
| 2.            | •Billy White     | 08-09-10-11    | 134 | 101  |
| 3.            | •Richie Williams | 06-07-08-09    | 127 | 85   |
| 4.            | •Kyle Spain      | 06-07-08-09    | 115 | 80   |
| 5.            | Leonard Allen    | 82-83-84-85    | 116 | 76   |
| 6.            | •Matt Thomas     | 05-06-07-08-09 | 124 | 74   |
| 7.            | •Brandon Heath   | 04-05-06-07    | 125 | 71   |
| 8.            | Michael Cage     | 81-82-83-84    | 112 | 68   |
| 9.            | •John Sharper    | 03-04-05-06    | 119 | 63   |
| 9.            | Anthony Watson   | 83-84-85-86    | 110 | 63   |
| 11.           | •Tim Shelton     | 08-09-10-11    | 78  | 62   |
| 12.           | •Aerick Sanders  | 01-02-03-04    | 109 | 61   |
| 13.           | •Lorenzo Wade    | 07-08-09       | 92  | 60   |
| 14.           | •Brian Carlwell  | 10-11          | 71  | 59   |
| 14.           | •Malcolm Thomas  | 10-11          | 71  | 59   |
| 14.           | Eddie Morris     | 80-81-82-83    | 105 | 59   |
| 17.           | •Kawhi Leonard   | 10-11          | 70  | 58   |
| 17.           | Eddy Gordon      | 80-81-82-83    | 107 | 58   |
| 19.           | •Chase Tapley    | 10-11          | 67  | 55   |
| 20.           | •Chris Walton    | 01-02-04-05    | 110 | 54   |
| 20.           | Tony Gwynn       | 78-79-80-81    | 107 | 54   |
| 20.           | Mike Dodd        | 76-77-78-79    | 91  | 54   |

## Conference Victories

| since 1975-76 |                  |                |     |      |
|---------------|------------------|----------------|-----|------|
| Rk            | Name             | Years          | CGP | Wins |
| 1.            | •D.J. Gay        | 08-09-10-11    | 64  | 45   |
| 2.            | •Billy White     | 08-09-10-11    | 56  | 43   |
| 3.            | •Richie Williams | 06-07-08-09    | 60  | 39   |
| 4.            | •Kyle Spain      | 06-07-08-09    | 51  | 36   |
| 4.            | Leonard Allen    | 82-83-84-85    | 64  | 36   |
| 6.            | Michael Cage     | 81-82-83-84    | 64  | 33   |
| 7.            | •Matt Thomas     | 05-06-07-08-09 | 59  | 32   |
| 7.            | •Brandon Heath   | 04-05-06-07    | 60  | 32   |
| 7.            | Anthony Watson   | 83-84-85-86    | 64  | 32   |
| 10.           | •Lorenzo Wade    | 07-08-09       | 46  | 29   |
| 10.           | Eddie Morris     | 80-81-82-83    | 58  | 29   |
| 12.           | •John Sharper    | 03-04-05-06    | 57  | 27   |
| 12.           | Eddy Gordon      | 80-81-82-83    | 57  | 27   |
| 12.           | Joel Kramer      | 74-76-77-78    | 42  | 27   |
| 15.           | •Brian Carlwell  | 10-11          | 32  | 25   |
| 15.           | •Kawhi Leonard   | 10-11          | 32  | 25   |
| 15.           | •Malcolm Thomas  | 10-11          | 32  | 25   |
| 15.           | Tony Gwynn       | 78-79-80-81    | 55  | 25   |
| 15.           | Mike Dodd        | 76-77-78-79    | 38  | 25   |
| 20.           | Mark Delsman     | 74-75-76-77    | 44  | 24   |

## Key

◆ - Indicates event occurred during the Steve Fisher era. +- Indicates a player's total is incomplete. For the purposes of this book, anytime a season is listed as one year, the back half of the season is designated. (e.g. 1989-90 is 90). **Efficiency Rating** - The National Basketball Association uses a formula to rank the most efficient players in the league. The formula is efficiency = ((PTS + REB + AST + STL + BLK) - ((FGA - FGM) + (FTA - FTM) + TO)) / G.

# Div. I Era Freshman Season Records



2011 NCAA SWEET 16 ► BACK-TO-BACK MOUNTAIN WEST CONFERENCE CHAMPIONS

## Points

| Rk  | Name             | Points | Year |
|-----|------------------|--------|------|
| 1.  | Tony Ross        | 455    | 1987 |
| 2.  | •Kawhi Leonard   | 433    | 2010 |
| 3.  | •Brandon Heath   | 413    | 2004 |
| 4.  | Eddy Gordon      | 345    | 1980 |
| 5.  | Presnell Gilbert | 338    | 1977 |
| 6.  | Anthony Watson   | 319    | 1983 |
| 7.  | Eddie Morris     | 319    | 1980 |
| 8.  | Myron Epps       | 308    | 1999 |
| 9.  | Michael Cage     | 295    | 1981 |
| 10. | •Billy White     | 279    | 2008 |

## Scoring Average

| Rk  | Name             | PPG  | Year |
|-----|------------------|------|------|
| 1.  | Tony Ross        | 16.3 | 1987 |
| 2.  | Presnell Gilbert | 15.4 | 1977 |
| 3.  | •Brandon Heath   | 13.8 | 2004 |
| 4.  | Eddie Morris     | 13.3 | 1980 |
| 5.  | Eddy Gordon      | 12.8 | 1980 |
| 6.  | •Kawhi Leonard   | 12.7 | 2010 |
| 7.  | Myron Epps       | 11.8 | 1999 |
| 8.  | Anthony Watson   | 11.4 | 1983 |
| 9.  | Michael Cage     | 10.9 | 1981 |
| 10. | Steve Copp       | 10.4 | 1973 |
| 11. | •Kyle Spain      | 9.2  | 2006 |

## Rebounds

| Rk  | Name              | Rebounds | Year |
|-----|-------------------|----------|------|
| 1.  | Michael Cage      | 355      | 1981 |
| 2.  | •Kawhi Leonard    | 336      | 2010 |
| 3.  | Eddy Gordon       | 239      | 1980 |
| 4.  | •Marcus Slaughter | 204      | 2004 |
| 5.  | •Billy White      | 195      | 2008 |
| 6.  | Steve Copp        | 173      | 1973 |
| 7.  | •Tim Shelton      | 161      | 2009 |
| 8.  | •Kyle Spain       | 158      | 2006 |
| 9.  | Myron Epps        | 149      | 1999 |
| 10. | Presnell Gilbert  | 143      | 1977 |

## Rebound Average

| Rk  | Name              | RPG  | Year |
|-----|-------------------|------|------|
| 1.  | Michael Cage      | 13.1 | 1981 |
| 2.  | •Kawhi Leonard    | 9.9  | 2010 |
| 3.  | Eddy Gordon       | 8.9  | 1980 |
| 4.  | •Marcus Slaughter | 6.8  | 2004 |
| 5.  | Steve Copp        | 6.7  | 1973 |
| 6.  | Presnell Gilbert  | 6.5  | 1977 |
| 7.  | •Billy White      | 5.9  | 2008 |
| 8.  | •Kyle Spain       | 5.6  | 2006 |
| 8.  | Myron Epps        | 5.6  | 1999 |
| 10. | •Evan Burns       | 5.1  | 2003 |

## Assists

| Rk  | Name             | Assists | Year |
|-----|------------------|---------|------|
| 1.  | Raymond King     | 150     | 1996 |
| 2.  | •Richie Williams | 127     | 2006 |
| 3.  | Mark Delsman     | 120     | 1974 |
| 4.  | •Bradley Jackson | 101     | 2000 |
| 5.  | Jason Hamilton   | 97      | 1993 |
| 6.  | Chad Nelson      | 90      | 1994 |
| 7.  | Anthony Watson   | 85      | 1983 |
| 8.  | Tracy Dildy      | 73      | 1986 |
| 9.  | •Chase Tapley    | 72      | 2010 |
| 10. | •Kawhi Leonard   | 65      | 2010 |

## Assist Average

| Rk | Name             | APG | Year |
|----|------------------|-----|------|
| 1. | Raymond King     | 5.2 | 1996 |
| 2. | Mark Delsman     | 4.6 | 1974 |
| 3. | •Richie Williams | 3.8 | 2006 |
| 4. | Jason Hamilton   | 3.7 | 1993 |
| 5. | •Bradley Jackson | 3.6 | 2000 |
| 6. | Chad Nelson      | 3.2 | 1994 |
| 7. | Anthony Watson   | 3.0 | 1983 |
| 8. | Tracy Dildy      | 2.5 | 1986 |

|     |                  |     |      |
|-----|------------------|-----|------|
| 9.  | David Abramowitz | 2.3 | 1999 |
| 10. | •Chase Tapley    | 2.2 | 2010 |

## Blocks

| Rk  | Name              | Blocks | Year |
|-----|-------------------|--------|------|
| 1.  | Leonard Allen     | 45     | 1982 |
| 2.  | Eddy Gordon       | 43     | 1980 |
| 3.  | Joe McNaull       | 32     | 1991 |
| 4.  | •Billy White      | 25     | 2008 |
| 4.  | •Evan Burns       | 25     | 2003 |
| 6.  | •Kawhi Leonard    | 24     | 2010 |
| 7.  | Michael Cage      | 20     | 1981 |
| 8.  | •Marcus Slaughter | 17     | 2004 |
| 9.  | Chris Davis       | 16     | 1992 |
| 10. | Courtie Miller    | 16     | 1991 |

## Steals

| Rk  | Name             | Steals | Year |
|-----|------------------|--------|------|
| 1.  | Raymond King     | 63     | 1996 |
| 2.  | •Richie Williams | 58     | 2006 |
| 3.  | Jason Hamilton   | 55     | 1993 |
| 4.  | •Kawhi Leonard   | 47     | 2010 |
| 4.  | •Billy White     | 47     | 2008 |
| 6.  | •Brandon Heath   | 41     | 2004 |
| 7.  | Tracy Dildy      | 40     | 1986 |
| 8.  | •Bradley Jackson | 38     | 2000 |
| 9.  | •Chase Tapley    | 37     | 2010 |
| 10. | Chad Nelson      | 36     | 1994 |

## Field Goals

| Rk  | Name             | FG  | Year |
|-----|------------------|-----|------|
| 1.  | •Kawhi Leonard   | 166 | 2010 |
| 2.  | Tony Ross        | 152 | 1987 |
| 3.  | Eddy Gordon      | 149 | 1980 |
| 4.  | Presnell Gilbert | 148 | 1977 |
| 5.  | •Brandon Heath   | 144 | 2004 |
| 5.  | Eddie Morris     | 144 | 1980 |
| 7.  | Anthony Watson   | 132 | 1983 |
| 8.  | •Billy White     | 118 | 2008 |
| 9.  | Myron Epps       | 116 | 1999 |
| 10. | Michael Cage     | 115 | 1981 |

## Field Goal Attempts

| Rk  | Name             | FGA | Year |
|-----|------------------|-----|------|
| 1.  | •Brandon Heath   | 368 | 2004 |
| 2.  | •Kawhi Leonard   | 365 | 2010 |
| 3.  | Tony Ross        | 364 | 1987 |
| 4.  | Eddie Morris     | 326 | 1980 |
| 5.  | Presnell Gilbert | 321 | 1977 |
| 6.  | Anthony Watson   | 320 | 1983 |
| 7.  | Eddy Gordon      | 312 | 1980 |
| 8.  | Myron Epps       | 241 | 1999 |
| 9.  | Steve Copp       | 234 | 1973 |
| 10. | •Tim Shelton     | 209 | 2009 |

## Field Goal Percentage

| Rk  | Name              | Pct. | Year |
|-----|-------------------|------|------|
| 1.  | •Billy White      | 61.5 | 2008 |
| 2.  | Michael Cage      | 55.8 | 1981 |
| 3.  | •Tim Shelton      | 50.2 | 2009 |
| 4.  | •Chase Tapley     | 50.0 | 2010 |
| 5.  | •Kyle Spain       | 49.5 | 2006 |
| 6.  | •Evan Burns       | 49.2 | 2003 |
| 7.  | Myron Epps        | 48.1 | 1999 |
| 8.  | Eddy Gordon       | 47.8 | 1980 |
| 9.  | •Marcus Slaughter | 47.3 | 2004 |
| 10. | Presnell Gilbert  | 46.1 | 1977 |

## Three-Point Field Goals

| Rk | Name           | 3FGs | Year |
|----|----------------|------|------|
| 1. | Tony Ross      | 104  | 1987 |
| 2. | •Brandon Heath | 48   | 2004 |
| 3. | •Steve Sir     | 46   | 2003 |
| 4. | •D.J. Gay      | 45   | 2008 |
| 5. | •Chase Tapley  | 35   | 2010 |

|     |                  |    |      |
|-----|------------------|----|------|
| 6.  | David Abramowitz | 29 | 1999 |
| 7.  | Jason Hamilton   | 28 | 1993 |
| 8.  | Robert Ringo     | 27 | 1992 |
| 9.  | Will Porter      | 24 | 1997 |
| 10. | •Bradley Jackson | 21 | 2000 |
| 10. | Chad Nelson      | 21 | 1994 |
| 10. | John Molle       | 21 | 1992 |

## Three-Point Field Goal Atts.

| Rk  | Name             | 3FGA | Year |
|-----|------------------|------|------|
| 1.  | Tony Ross        | 223  | 1987 |
| 2.  | •Brandon Heath   | 160  | 2004 |
| 3.  | •D.J. Gay        | 121  | 2008 |
| 4.  | •Steve Sir       | 114  | 2003 |
| 5.  | •Chase Tapley    | 93   | 2010 |
| 6.  | David Abramowitz | 87   | 1999 |
| 7.  | Robert Ringo     | 84   | 1992 |
| 8.  | Will Porter      | 83   | 1997 |
| 9.  | •Kawhi Leonard   | 78   | 2010 |
| 10. | John Molle       | 73   | 1992 |

## Three-Point Field Goal Pct.

| Rk | Name             | Pct. | Year |
|----|------------------|------|------|
| 1. | Jason Hamilton   | 50.0 | 1993 |
| 2. | Chad Nelson      | 46.7 | 1994 |
| 3. | Tony Ross        | 46.6 | 1987 |
| 4. | •Steve Sir       | 40.4 | 2003 |
| 5. | •Chase Tapley    | 37.6 | 2010 |
| 6. | •D.J. Gay        | 37.2 | 2008 |
| 7. | •Bradley Jackson | 33.9 | 2000 |

## Free Throws

| Rk  | Name           | FT | Year |
|-----|----------------|----|------|
| 1.  | •Kawhi Leonard | 85 | 2010 |
| 2.  | •Brandon Heath | 77 | 2004 |
| 3.  | Myron Epps     | 76 | 1999 |
| 3.  | Steve Copp     | 76 | 1973 |
| 5.  | •Matt Thomas   | 65 | 2005 |
| 5.  | Michael Cage   | 65 | 1981 |
| 7.  | •Kyle Spain    | 63 | 2006 |
| 8.  | Chad Nelson    | 60 | 1996 |
| 8.  | Courtie Miller | 60 | 1991 |
| 10. | Vincent Okotie | 59 | 1999 |

## Free Throw Attempts

| Rk  | Name           | FTA | Year |
|-----|----------------|-----|------|
| 1.  | Myron Epps     | 147 | 1999 |
| 2.  | •Kawhi Leonard | 117 | 2010 |
| 3.  | Steve Copp     | 113 | 1973 |
| 4.  | •Brandon Heath | 110 | 2004 |
| 5.  | Vincent Okotie | 96  | 1999 |
| 6.  | •Matt Thomas   | 95  | 2005 |
| 7.  | •Kyle Spain    | 92  | 2006 |
| 8.  | •Tim Shelton   | 87  | 2009 |
| 9.  | Michael Cage   | 86  | 1981 |
| 10. | Courtie Miller | 84  | 1991 |

## Free Throw Percentage

| Rk | Name              | Pct. | Year |
|----|-------------------|------|------|
| 1. | Michael Cage      | 75.6 | 1981 |
| 2. | •Bradley Jackson  | 74.0 | 2000 |
| 3. | Chad Nelson       | 73.2 | 1994 |
| 4. | •Kawhi Leonard    | 72.6 | 2010 |
| 5. | •Marcus Slaughter | 72.4 | 2004 |
| 6. | •Richie Williams  | 71.6 | 2006 |

## Minutes Played

| Rk | Name             | Min.  | Year |
|----|------------------|-------|------|
| 1. | •Kawhi Leonard   | 1,064 | 2010 |
| 2. | Michael Cage     | 1,031 | 1981 |
| 3. | Raymond King     | 1,016 | 1996 |
| 4. | •Billy White     | 946   | 2008 |
| 5. | •Richie Williams | 935   | 2006 |

|     |                  |     |      |
|-----|------------------|-----|------|
| 6.  | •Brandon Heath   | 897 | 2004 |
| 7.  | Jason Hamilton   | 874 | 1993 |
| 8.  | •Bradley Jackson | 830 | 2000 |
| 9.  | Eddy Gordon      | 805 | 1980 |
| 10. | •D.J. Gay        | 784 | 2008 |

## Efficiency Points

| Rk  | Name              | Points | Year |
|-----|-------------------|--------|------|
| 1.  | •Kawhi Leonard    | 597    | 2010 |
| 2.  | Michael Cage      | 537    | 1981 |
| 3.  | Eddy Gordon       | 453    | 1980 |
| 4.  | •Billy White      | 429    | 2008 |
| 5.  | •Marcus Slaughter | 360    | 2004 |
| 6.  | •Tim Shelton      | 329    | 2009 |
| 7.  | •Kyle Spain       | 320    | 2006 |
| 8.  | •Chase Tapley     | 304    | 2010 |
| 9.  | •Evan Burns       | 304    | 2003 |
| 10. | Raymond King      | 292    | 1996 |

## Efficiency Average

| Rk  | Name              | EPG   | Year |
|-----|-------------------|-------|------|
| 1.  | Michael Cage      | 19.89 | 1981 |
| 2.  | •Kawhi Leonard    | 17.55 | 2010 |
| 3.  | Eddy Gordon       | 16.78 | 1980 |
| 4.  | •Billy White      | 13.00 | 2008 |
| 5.  | •Marcus Slaughter | 12.00 | 2004 |
| 6.  | •Evan Burns       | 11.69 | 2003 |
| 7.  | •Kyle Spain       | 11.43 | 2006 |
| 8.  | Jason Hamilton    | 10.42 | 1993 |
| 9.  | Raymond King      | 10.07 | 1996 |
| 10. | Tony Ross         | 10.00 | 1987 |

## Points-Rebs.-Assists (PRA)

| Rk  | Name              | PRA | Year |
|-----|-------------------|-----|------|
| 1.  | •Kawhi Leonard    | 834 | 2010 |
| 2.  | Michael Cage      | 661 | 1981 |
| 3.  | Eddy Gordon       | 630 | 1980 |
| 4.  | Tony Ross         | 551 | 1987 |
| 5.  | •Brandon Heath    | 546 | 2004 |
| 6.  | Presnell Gilbert  | 516 | 1977 |
| 7.  | •Billy White      | 508 | 2008 |
| 8.  | Steve Copp        | 476 | 1973 |
| 9.  | •Tim Shelton      | 471 | 2009 |
| 10. | Myron Epps        | 467 | 1999 |
| 11. | •Marcus Slaughter | 463 | 2004 |

## PRA Average

| Rk  | Name             | PRAPG | Year |
|-----|------------------|-------|------|
| 1.  | •Kawhi Leonard   | 24.53 | 2010 |
| 2.  | Michael Cage     | 24.48 | 1981 |
| 3.  | Presnell Gilbert | 23.45 | 1977 |
| 4.  | Eddy Gordon      | 23.33 | 1980 |
| 5.  | Tony Ross        | 19.68 | 1987 |
| 6.  | Steve Copp       | 18.31 | 1973 |
| 7.  | •Brandon Heath   | 18.20 | 2004 |
| 8.  | Eddie Morris     | 18.08 | 1980 |
| 9.  | Myron Epps       | 17.96 | 1999 |
| 10. | Anthony Watson   | 16.36 | 1983 |

## Key

♦ - Indicates event occurred during the Steve Fisher era.

For the purposes of this book, anytime a season is listed as one year, the back half of the season is designated. (e.g. 1989-90 is 90).

**Efficiency Rating** - The National Basketball Association uses a formula to rank the most efficient players in the league. The formula is efficiency = ((PTS + REB + AST + STL + BLK) - ((FGA - FGM) + (FTA - FTM) + TO)) / G.

# Mountain West Records



2011 NCAA SWEET 16 ► BACK-TO-BACK MOUNTAIN WEST CONFERENCE CHAMPIONS

## Team Single-Game

### Points

#### Most Points

- 96 vs. Wyoming (96-57), Jan. 29, 2011
- 91 vs. Wyoming (91-72), March 1, 2006
- 91 vs. UNLV (91-93), Feb. 12, 2005
- 90 at Brigham Young (90-100), Feb. 22, 2006
- 89 at Colorado State (89-102), March 3, 2003

#### Most Points/Both Teams

- 191 at Colorado State (89-102), March 3, 2003
- 190 at Brigham Young (90-100), Feb. 22, 2006
- 184 vs. UNLV (91-93), Feb. 12, 2005
- 181 at Colorado State (88-93), Feb. 19, 2005
- 180 at Wyoming (87-93), Jan. 29, 2000

#### Fewest Points Game

- 38 at Utah (38-86), Feb. 11, 1999
- 39 at Utah (39-58), Jan. 15, 2001
- 41 vs. Utah (41-61), Feb. 5, 2005
- 43 at Air Force (43-46), March 8, 2008
- 43 vs. Air Force (43-57), Jan. 31, 2004

#### Fewest Points/Both Teams

- 87 vs. Air Force (49-38), Feb. 6, 2008
- 89 at Air Force (43-46), March 8, 2008
- 96 vs. Air Force (49-47), March 2, 2002
- 97 at Utah (39-58), Jan. 15, 2001
- 99 vs. Air Force (65-34), Feb. 7, 2009

#### Fewest Points Allowed

- 34 vs. Air Force (65-34), Feb. 7, 2009
- 38 vs. Air Force (49-38), Feb. 6, 2008
- 41 vs. Air Force (62-41), Feb. 6, 2007
- 42 at Air Force (61-42), March 6, 2010
- 43 vs. Air Force (67-43), Jan. 20, 2001

#### Most Points Allowed

- 102 at Colorado State (89-102), March 3, 2003
- 101 at Wyoming (66-101), Feb. 3, 2001
- 100 at Brigham Young (90-100), Feb. 22, 2006
- 93 at Colorado State (88-93, ot), Feb. 19, 2005
- 93 vs. UNLV (91-93, ot), Feb. 12, 2005

#### Largest Margin of Victory

- 39 vs. Wyoming (96-57), Jan. 29, 2011
- 32 vs. Utah (85-53), Feb. 8, 2011
- 31 vs. Wyoming (88-57), Feb. 10, 2010
- 31 vs. Air Force (65-34), Feb. 7, 2009
- 27 at Wyoming (85-58), March 1, 2011
- 27 vs. Wyoming (70-43), Jan. 19, 2008
- 27 vs. Brigham Young (88-61), Jan. 21, 2006

#### Largest Margin of Defeat

- 35 at Wyoming (66-101), Feb. 3, 2001
- 29 at Brigham Young (50-79), Jan. 13, 2001
- 29 at New Mexico (49-78), Feb. 26, 2000
- 28 vs. Colorado State (46-74), Feb. 12, 2000
- 28 at UNLV (55-83), Jan. 22, 2000

## Rebounding

### Game

- 50 at Air Force (70-58), Feb. 19, 2011
- 50 vs. Utah (85-53), Feb. 8, 2011
- 50 at New Mexico (81-74, ot), Feb. 20, 2007
- 46 at Colorado State (83-82), Jan. 29, 2008
- 46 at Colorado State (82-92, 2ot), Jan. 24, 2004

### Margin

- +23 (50-27) at Air Force, Feb. 19, 2011
- +21 (44-23) at TCU, Jan. 18, 2006
- +20 (46-26) at Colorado State, Jan. 29, 2008
- +19 (39-20) vs. UNLV, March 7, 2009
- +17 (43-26) at Wyoming, March 1, 2011

## Field Goal Shooting

### Most Field Goals

- 35 vs. Wyoming (96-57), Jan. 29, 2011
- 34 vs. Colorado State (86-62), March 1, 2008
- 34 vs. Brigham Young (86-74), Feb. 24, 2007
- 34 vs. New Mexico (89-73), Feb. 24, 2003
- 33 vs. Wyoming (88-57), Feb. 10, 2010
- 33 vs. Wyoming (85-88), Jan. 21, 2002
- 33 at Wyoming (87-93), Jan. 29, 2000

### Most Field Goals Attempted

- 90 at Colorado State (82-92, 2ot), Jan. 24, 2004
- 83 vs. Wyoming (85-88), Jan. 21, 2002
- 72 at Brigham Young (90-100), Feb. 22, 2006
- 71 vs. Utah (85-53), Feb. 8, 2011
- 70 at Wyoming (78-77, ot), Jan. 28, 2006

### Highest Field Goal Percentage

- 63.8 (30-of-47) at Colorado State (85-81), Feb. 4, 2006
- 61.4 (27-of-44) vs. Air Force (67-53), Feb. 22, 2003
- 61.0 (25-of-41) vs. Colorado State (78-73), March 3, 2001
- 60.9 (28-of-46) at TCU (68-51), Feb. 16, 2010
- 60.5 (23-of-38) vs. New Mexico (75-69), Jan. 25, 2006

## Free Throw Shooting

### Most Free Throws Made

- 33 vs. UNLV (91-93, ot), Feb. 12, 2005
- 31 vs. Wyoming (91-72), March 1, 2006
- 31 vs. UNLV (83-67), Jan. 14, 2006
- 28 vs. New Mexico (81-76), Jan. 21, 2009
- 26 at Wyoming (86-73), March 1, 2003

### Most Free Throws Attempted

- 46 at Air Force (61-44), Jan. 3, 2009
- 42 at Wyoming (86-73), March 1, 2003
- 40 vs. UNLV (91-93, ot), Feb. 12, 2005
- 39 vs. New Mexico (81-76), Jan. 21, 2009
- 39 vs. Wyoming (91-72), March 1, 2006

### Highest Free Throw Percentage (min. 12 FTA)

- 100.0 (12-of-12) at Air Force (63-48), Jan. 11, 2003
- 94.7 (18-of-19) vs. Colorado State (66-48), March 5, 2011
- 93.8 (15-of-16) vs. Brigham Young (66-69), Feb. 12, 2001
- 90.9 (20-of-22) at UNLV (63-57), Feb. 12, 2011
- 90.0 (18-of-20) vs. Wyoming (65-66), Jan. 3, 2007

## Three-Point Field Goals

### Most Three-Point Field Goals

- 17 vs. Wyoming (96-57), Jan. 29, 2011
- 13 at New Mexico (87-77), Jan. 15, 2011
- 13 vs. UNLV (83-66), Feb. 24, 2001
- 12 at New Mexico (86-88, ot), Feb. 6, 2010
- 11 at New Mexico (73-66), Feb. 25, 2006
- 11 at Colorado State (88-93, ot), Feb. 19, 2005

### Most Three-Point Field Goals Attempted

- 33 vs. Wyoming (96-57), Jan. 29, 2011
- 26 vs. Air Force (68-55), Jan. 19, 2011
- 27 at New Mexico (86-88, ot), Feb. 6, 2010
- 25 vs. Air Force (65-34), Feb. 7, 2009
- 25 at New Mexico (81-74, ot), Feb. 20, 2007
- 25 vs. UNLV (83-66), Feb. 24, 2001

### Highest Three-Point FG Percentage

- 69.2 (9-of-13) vs. New Mexico (75-69), Jan. 25, 2006
- 62.5 (5-of-8) vs. New Mexico (68-62), Feb. 16, 2011
- 60.0 (9-of-15) at Colorado State (85-81), Feb. 4, 2006
- 60.0 (3-of-5) vs. Air Force (67-53), Feb. 22, 2003
- 54.5 (6-of-11) at Colorado State (67-75), Jan. 27, 2000

## Other Statistics

### Most Assists

- 23 at Wyoming (88-57), Feb. 10, 2010
- 23 vs. Colorado State (86-62), March 1, 2008

### Most Turnovers

- 28 vs. UNLV (79-80), Jan. 26, 2002

### Fewest Turnovers

- 4 vs. Utah (85-53), Feb. 8, 2011

### Most Blocked Shots

- 11 vs. Wyoming (96-57), Jan. 29, 2011
- 11 vs. Wyoming (85-88), Jan. 21, 2002

### Most Steals

- 15 vs. Wyoming (81-88, ot), Jan. 22, 2005

## Individual Single-Game

### Points

- 37, Brandon Heath at UNLV, Jan. 15, 2005
- 32, Brandon Heath at New Mexico, Feb. 25, 2006
- 32, Myron Epps at Wyoming, Jan. 29, 2000
- 31, Evan Burns vs. New Mexico, Feb. 24, 2003
- 30, D.J. Gay at New Mexico, Jan. 15, 2011
- 30, Kyle Spain vs. New Mexico, Jan. 21, 2009
- 30, Brandon Heath vs. Brigham Young, Feb. 24, 2007
- 30, Brandon Heath at New Mexico, Feb. 20, 2007
- 29, Brandon Heath vs. UNLV, Feb. 12, 2005
- 29, Brandon Heath vs. Wyoming, Jan. 22, 2005
- 28, Malcolm Thomas vs. Utah, Feb. 20, 2010
- 28, Lorenzo Wade vs. Brigham Young, Feb. 23, 2008
- 28, Brandon Heath at Colorado State, Feb. 4, 2006
- 28, Brandon Heath at Colorado State, Feb. 19, 2005
- 28, Tony Bland vs. Air Force, Feb. 22, 2003
- 27, Mohamed Abukar vs. Brigham Young, Feb. 24, 2007
- 27, Aerick Sanders vs. New Mexico, Feb. 2, 2004
- 27, Myron Epps vs. Air Force, Jan. 20, 2000
- 26, seven times

### Field Goals Made

- 14, Myron Epps at Wyoming, Jan. 29, 2000
- 12, Billy White vs. Wyoming, Feb. 14, 2009
- 12, Brandon Heath vs. Brigham Young, Feb. 24, 2007
- 12, Brandon Heath vs. Wyoming, Jan. 22, 2005
- 12, Brandon Heath at UNLV, Jan. 15, 2005
- 12, Evan Burns vs. New Mexico, Feb. 24, 2003

### Field Goals Attempted

- 24, Brandon Heath at New Mexico, Feb. 20, 2007
- 24, Brandon Heath at Colorado State, Feb. 19, 2005
- 23, Brandon Heath vs. Wyoming, Jan. 22, 2005
- 23, Myron Epps at Wyoming, Jan. 29, 2000
- 22, Brandon Heath vs. Wyoming, Feb. 17, 2007
- 22, Brandon Heath vs. Wyoming, Jan. 3, 2006

### Field Goal Percentage (Min. 6 FGA)

- 100.0 (12-12), Billy White vs. Wyoming, Feb. 14, 2009
- 100.0 (6-6), Billy White vs. Colorado State, March 5, 2011
- 100.0 (6-6), Mike Mackell vs. Colorado State, Jan. 19, 2002
- 90.9 (10-11), Chris Walton vs. Colorado State, Jan. 24, 2005
- 87.5 (7-8), Malcolm Thomas at Air Force, March 6, 2010
- 87.5 (7-8), Billy White at Wyoming, Feb. 19, 2008
- 87.5 (7-8), Ryan Amoroso at TCU, Feb. 9, 2008
- 87.5 (7-8), Al Faux at Colorado State, Feb. 16, 2002

### Free Throws Made

- 17, Brandon Heath vs. UNLV, Feb. 12, 2005
- 12, Lorenzo Wade vs. New Mexico, Jan. 21, 2009
- 12, Marcus Slaughter at Wyoming, Jan. 28, 2006
- 12, Marcus Slaughter vs. UNLV, Jan. 14, 2006
- 12, Matt Thomas vs. Air Force, Feb. 28, 2005
- 12, Brandon Heath at UNLV, Jan. 15, 2005

# Mountain West Records



2011 NCAA SWEET 16 ► BACK-TO-BACK MOUNTAIN WEST CONFERENCE CHAMPIONS

## Free Throws Attempted

17, Brandon Heath vs. UNLV, Feb. 12, 2005  
16, Marcus Slaughter at Wyoming, Jan. 28, 2006  
15, Lorenzo Wade vs. New Mexico, Jan. 21, 2009  
15, Tony Bland at Colorado State, March 3, 2003  
14, D.J. Gay at New Mexico, Jan. 15, 2011  
14, Malcolm Thomas vs. Utah, Feb. 20, 2010  
14, Kyle Spain vs. New Mexico, Jan. 21, 2009  
14, Marcus Slaughter vs. UNLV, Jan. 14, 2006  
14, Brandon Heath at Colorado State, Feb. 19, 2005  
14, Tony Bland at Wyoming, March 1, 2003

## Free Throw Percentage (Min. 8 FTM)

100.0 (17-17), Brandon Heath vs. UNLV, Feb. 12, 2005  
100.0 (12-12), Brandon Heath at UNLV, Jan. 15, 2005  
100.0 (10-10), Kyle Spain at TCU, Feb. 28, 2009  
100.0 (8-8), Mohamed Abukar vs. Wyoming, Jan. 3, 2007  
100.0 (8-8), Kyle Spain vs. Wyoming, March 1, 2006  
100.0 (8-8), David Abramowitz vs. Colorado State, March 3, 2001  
100.0 (8-8), Marcelo Correa vs. Brigham Young, Feb. 12, 2001

## Three-Point Field Goals Made

8, Brandon Heath at New Mexico, Feb. 25, 2006  
7, D.J. Gay at New Mexico, Jan. 15, 2011  
7, David Abramowitz at Utah, Feb. 10, 2000  
6, D.J. Gay vs. Air Force, Jan. 19, 2011  
6, D.J. Gay at New Mexico, Feb. 6, 2010  
6, Brandon Heath vs. TCU, Feb. 18, 2006

## Three-Point Field Goals Attempted

14, Brandon Heath at New Mexico, Feb. 20, 2007  
13, Brandon Heath at New Mexico, Feb. 25, 2006

12, Brandon Heath vs. TCU, Feb. 18, 2006  
11, D.J. Gay vs. Air Force, Jan. 19, 2011  
11, D.J. Gay at New Mexico, Jan. 15, 2011  
11, Brandon Heath vs. TCU, March 3, 2007  
11, Brandon Heath at Air Force, Jan. 20, 2007  
11, Al Faux vs. New Mexico, Feb. 28, 2002

## Three-Point FG Pct. (Min. 4 3FGA)

100.0 (4-4), Deandre Moore vs. BYU, Feb. 11, 2002  
83.3 (5-6), D.J. Gay at Utah, Feb. 16, 2008  
83.3 (5-6), Brandon Heath at Utah, March 5, 2005  
80.0 (4-5), Kyle Spain at New Mexico, Feb. 21, 2009  
80.0 (4-5), Chris Manker at Colorado State, Feb. 19, 2005

## Rebounds

20, Marcus Slaughter vs. UNLV, Jan. 14, 2006  
18, Marcus Slaughter at TCU, Jan. 18, 2006  
17, Kawhi Leonard vs. UNLV, Jan. 12, 2011  
16, Malcolm Thomas vs. UNLV, Jan. 12, 2011  
16, Aerick Sanders vs. Wyoming, Feb. 21, 2004  
16, Aerick Sanders at Colorado State, Jan. 24, 2004

## Assists

11, Lorenzo Wade vs. Colorado State, March 1, 2008  
11, Deandre Moore vs. Wyoming, March 1, 2001  
9, Richie Williams at Wyoming, Jan. 14, 2009  
8, Lorenzo Wade at Air Force, Jan. 3, 2009  
8, Lorenzo Wade at New Mexico, Feb. 20, 2007  
8, Brandon Heath at Utah, Jan. 11, 2006  
8, Deandre Moore vs. Air Force, Jan. 20, 2001

## Steals

7, Deandre Moore vs. Colorado State, Feb. 1, 2003  
6, Richie Williams vs. Utah, Jan. 27, 2007  
5, D.J. Gay vs. Utah, Feb. 8, 2011  
5, D.J. Gay at Colorado State, Jan. 30, 2010  
5, Billy White vs. Brigham Young, Jan. 23, 2010  
5, Kyle Spain at UNLV, Feb. 3, 2009  
5, Richie Williams at Brigham Young, Jan. 24, 2009  
5, Lorenzo Wade vs. UNLV, Feb. 13, 2007  
5, Richie Williams vs. Brigham Young, Jan. 21, 2006  
5, Marcus Slaughter at New Mexico, Feb. 28, 2004

## Blocked Shots

6, Malcolm Thomas vs. Wyoming, Jan. 29, 2011  
5, Marcus Slaughter vs. UNLV, Jan. 14, 2006  
4, Malcolm Thomas vs. New Mexico, Feb. 16, 2011  
4, Malcolm Thomas at New Mexico, Jan. 15, 2011  
4, Malcolm Thomas vs. UNLV, Feb. 13, 2010  
4, Billy White vs. Wyoming, Feb. 14, 2009  
4, Billy White vs. Brigham Young, Feb. 23, 2008  
4, Billy White at Colorado State, Jan. 29, 2008  
4, Jerome Habel at New Mexico, Feb. 20, 2007  
4, Marcus Slaughter vs. Utah, Feb. 11, 2006  
4, Chris Walton vs. New Mexico, Feb. 28, 2002  
4, Aerick Sanders vs. UNLV, Jan. 26, 2002  
4, Randy Holcomb vs. Wyoming, Jan. 21, 2001



Head coach Steve Fisher cut down the nets after the Aztecs' 78-75 victory over UNLV in the 2002 Mountain West Conference Tournament championship game at the Thomas & Mack Center. The victory propelled SDSU into its first NCAA Tournament since 1985 and marked the eighth NCAA Tournament appearance of Steve Fisher's career.

# Viejas Arena Records



2011 NCAA SWEET 16 ► BACK-TO-BACK MOUNTAIN WEST CONFERENCE CHAMPIONS

## Team Single-Game

### Points

#### Most Points

- 119 vs. Campbell (119-82), Dec. 12, 2006
- 103 vs. Southern Cal College (103-49), Dec. 2, 1998
- 98 vs. UC San Diego (98-53), Nov. 27, 2001
- 96 vs. Wyoming (96-57), Jan. 29, 2011
- 94 vs. Fresno State (94-97), Jan. 31, 1998
- Opp.: 105 by TCU (61-105), Jan. 17, 1998
- NCAA: 90 by Alabama (90-85 Marquette), March 16, 2006

#### Most Points/Both Teams

- 201 vs. Campbell (119-82), Dec. 12, 2006
- 191 vs. Fresno State (94-97), Jan. 31, 1998
- 184 vs. UNLV (91-93, ot), Feb. 12, 2005
- 179 vs. Fresno State (84-95), Dec. 25, 1999
- 177 vs. Troy State (84-93), Nov. 30, 2003
- NCAA: 175 by Alabama (90)/Marquette (85), March 16, 2006

#### Fewest Points Game

- 41 vs. Utah (41-61), Feb. 5, 2005
- 42 vs. Stanford (42-63), Dec. 16, 1997
- 43 vs. Air Force (43-57), Jan. 31, 2004
- 46 vs. Colorado State (46-74), Feb. 12, 2000
- 48 vs. Arizona (48-69), Dec. 9, 2006
- Opp.: 34 by Air Force (65-34), Feb. 7, 2009
- NCAA: 43 by Kent State (Cincinnati 66-43), March 17, 2001

#### Fewest Points/Both Teams

- 87 vs. Air Force (49-38), Feb. 6, 2008
- 96 vs. Cal Poly (51-45), Dec. 13, 2010
- 96 vs. Air Force (49-47), March 2, 2002
- 99 vs. Air Force (65-34), Feb. 7, 2009
- 99 vs. UC San Diego (59-49), Nov. 15, 2008
- NCAA: 109 by Cincinnati (66)/Kent State (43), March 17, 2001

#### Fewest Points Allowed

- 34 vs. Air Force (65-34), Feb. 7, 2009
- 38 vs. Air Force (49-38), Feb. 6, 2008
- 40 vs. UC San Diego (59-40), Nov. 15, 2008
- 41 vs. Air Force (62-41), Feb. 6, 2007
- 43 vs. Wyoming (70-43), Jan. 19, 2008
- 43 vs. Air Force (67-43), Jan. 20, 2001
- Opp.: 41 by Utah (41-61), Feb. 5, 2005
- NCAA: 43 by Cincinnati (66-43 Kent State), March 17, 2001

#### Most Points Allowed

- 105 vs. TCU (61-105), Jan. 17, 1998
- 97 vs. Fresno State (94-97), Jan. 31, 1998
- 95 vs. Fresno State (84-95), Feb. 25, 1999
- 93 vs. UNLV (91-93, ot), Feb. 12, 2005
- 89 vs. Arizona (81-89), Dec. 7, 2002
- Opp.: 119 by Campbell (119-82), Dec. 12, 2006
- NCAA: 90 by Marquette (Alabama 90-85), March 16, 2001

#### Largest Margin of Victory

- 54 vs. Southern Cal College (103-49), Dec. 2, 1998
- 45 vs. UC San Diego (98-53), Nov. 27, 2001
- 43 vs. Occidental College (93-50), Dec. 31, 2010
- 41 vs. Northern Arizona (89-48), Nov. 28, 2009
- 39 vs. Wyoming (96-57), Jan. 29, 2011
- Opp.: 44 by TCU (61-105), Jan. 17, 1998
- NCAA: 34 by UCLA (78-44 Belmont), March 16, 2006

#### Largest Margin of Defeat

- 44 vs. TCU (61-105), Jan. 17, 1998
- 33 vs. Southern California (54-87), Dec. 20, 1999
- 28 vs. Colorado State (46-74), Feb. 12, 2000
- 26 vs. Utah (53-79), Jan. 16, 1999
- 25 vs. New Mexico (60-85), Feb. 8, 1999

## Rebounding

### Game

- 50 vs. Utah, Feb. 8, 2011
- 49 vs. Florida Atlantic, Nov. 30, 2000
- 47 vs. Pt. Loma Nazarene, Dec. 3, 2005
- 46 vs. UC San Diego, Dec. 6, 2003
- 46 vs. IPFW, Jan. 2, 2002
- Opp.: 50 by San Diego (52-55), Dec. 9, 2000
- NCAA: 45 by UCLA (78-44 Belmont), March 16, 2006

### Margin

- +29 (42-13) vs. Occidental College, Dec. 31, 2010
- +21 (41-20) vs. Monmouth, Nov. 22, 2004
- +21 (46-25) vs. UC San Diego, Dec. 6, 2003
- +21 (45-24) vs. Cal State Northridge, Dec. 1, 2001
- +20 (43-23) vs. Northern Arizona, Nov. 28, 2009
- +20 (44-24) vs. Southern Cal College, Dec. 2, 1998
- Opp.: +21 (22-43) by Hawai'i (78-72), Feb. 20, 1999
- NCAA: +21 (42-21) by Cincinnati (66-43 Kent State), March 17, 2001

## Field Goal Shooting

### Most Field Goals

- 48 vs. Campbell, Dec. 12, 2006
- 40 vs. UC San Diego, Nov. 27, 2001
- 38 vs. San Diego Christian, Nov. 26, 2010
- 38 vs. Southern Cal College, Dec. 2, 1998
- 37 vs. Cal Poly, Dec. 18, 2003
- Opp.: 41 by TCU (61-105), Jan. 17, 1998
- NCAA: 32 by Marquette (Alabama 90-85), March 16, 2006

### Most Field Goals Attempted

- 83 vs. Wyoming, Jan. 21, 2002
- 75 vs. Cal Poly, Dec. 18, 2003
- 73 vs. Arizona, Dec. 7, 2002
- 71 vs. Utah, Feb. 8, 2011
- 71 vs. Sam Houston State, Dec. 28, 2007
- Opp.: 75 by Campbell (119-82), Dec. 12, 2007 and TCU (61-105), Jan. 17, 1998
- NCAA: 66 by Kent State (77-73 Indiana), March 15, 2001

### Highest Field Goal Percentage

- 69.6 (48-of-69) vs. Campbell, Dec. 12, 2006
- 67.8 (40-of-59) vs. UC San Diego, Nov. 27, 2001
- 64.0 (32-of-50) vs. Oklahoma State, Dec. 30, 2000
- 62.3 (38-of-61) vs. Southern Cal College, Dec. 2, 1998
- 61.4 (27-of-44) vs. Air Force, Feb. 22, 2003
- Opp.: 57.9 (20-of-38) by San Diego (51-52), Dec. 19, 1998
- NCAA: 58.0 (29-of-50) by Illinois (Air Force 78-69), March 16, 2006

## Free Throw Shooting

### Most Free Throws Made

- 33 vs. UNLV, Feb. 12, 2005
- 33 vs. Cal State Northridge, Dec. 1, 2001
- 33 vs. Rice, Dec. 21, 1998
- 31 vs. Wyoming, March 1, 2006
- 31 vs. UNLV, Jan. 14, 2006
- Opp.: 26 by Brigham Young (69-80), Jan. 20, 2003
- NCAA: 31 by Stanford (90-83 St. Joseph's), March 17, 2001

### Most Free Throws Attempted

- 44 vs. Cal State Northridge, Dec. 1, 2001
- 40 vs. UNLV, Feb. 12, 2005
- 39 vs. New Mexico, Jan. 21, 2009
- 39 vs. Wyoming, March 1, 2006
- 39 vs. Florida Atlantic, Dec. 28, 2002
- 39 vs. IPFW, Jan. 2, 2002
- 39 vs. Rice, Feb. 21, 1998
- Opp.: 34 by Brigham Young (69-80), Jan. 20, 2003
- NCAA: 39 by Washington (67-64 Illinois), March 18, 2006

### Highest Free-Throw Percentage

- 94.7 (18-of-19) vs. Colorado State, March 5, 2011
- 93.8 (15-of-16) vs. Brigham Young, Feb. 12, 2001
- 92.9 (13-of-14) vs. Campbell, Dec. 12, 2006
- 92.3 (12-of-13) vs. Pomona-Pitzer, Dec. 31, 2009
- 92.3 (24-of-26) vs. Pt. Loma Nazarene, Dec. 3, 2005
- Opp.: 100.0 (9-of-9) by San Diego Christian (88-69), Nov. 26, 2010
- NCAA: 85.7 (12-of-14) by Illinois (78-69 Air Force), March 16, 2006

## Three-Point Field Goals

### Most Three-Point Field Goals

- 17 vs. Wyoming, Jan. 29, 2011
- 16 vs. UC San Diego, Dec. 2, 2002
- 14 vs. South Dakota State, March 3, 2006
- 13 vs. UNLV, Feb. 24, 2001
- 13 vs. Oklahoma State, Dec. 30, 2000
- Opp.: 19 by Troy State (93-84), Nov. 30, 2003
- NCAA: 13 by Air Force (78-69 Illinois), March 16, 2006

### Most Three-Point Field Goals Attempted

- 33 vs. Wyoming, Jan. 29, 2011
- 33 vs. UC San Diego, Dec. 2, 2002
- 28 vs. Long Beach State, Nov. 21, 2003
- 27 vs. South Dakota State, March 3, 2006
- 27 vs. Norfolk State, Nov. 21, 2001
- 27 vs. Fresno State, Jan. 31, 1998
- 27 vs. Brigham Young, Nov. 14, 1997
- Opp.: 40 by Troy State (93-84), Nov. 30, 2003
- NCAA: 27 by Washington (75-61 Utah State), March 16, 2006, and by Air Force (78-69 Illinois), March 16, 2006

### Highest Three-Point FG Percentage

- 81.8 (9-of-11) vs. UC San Diego, Nov. 15, 2006
- 69.2 (9-of-13) vs. New Mexico, Jan. 25, 2006
- 62.5 (5-of-8) vs. New Mexico, Feb. 16, 2011
- 61.9 (13-of-21) vs. Oklahoma State, Dec. 30, 2000
- 60.0 (3-of-5) vs. Air Force, Feb. 22, 2003
- Opp.: 61.5 (8-of-13) by UNLV (64-79), Feb. 11, 2003
- NCAA: 57.9 (11-of-19) by Cincinnati (84-59 Brigham Young), March 15, 2001

## Other Statistics

### Most Assists

- 33 vs. Campbell, Dec. 12, 2006
- 26 vs. South Dakota State, March 3, 2006
- 26 vs. UC San Diego, Nov. 27, 2001
- Opp.: 24 by Washington, Dec. 27, 2003
- NCAA: 20 by UCLA (78-44 Belmont), March 16, 2006

### Most Steals

- 16 vs. Southern Cal College, Dec. 2, 1998
- Opp.: 17 by Southern California, Dec. 20, 1999
- NCAA: 12 by Kent State (Cincinnati 66-43), March 17, 2001

### Most Turnovers

- 28 vs. UNLV, Jan. 26, 2002

# Viejas Arena Records



2011 NCAA SWEET 16 ► BACK-TO-BACK MOUNTAIN WEST CONFERENCE CHAMPIONS

► Opp.: 29 by Hawai'i, Feb. 20, 1999  
NCAA: 22 by Utah State (Washington 75-61), March 16, 2006, and by UNCG (Stanford 89-60), March 15, 2001

## Fewest Turnovers

► 3 vs. Pomona-Pitzer, Dec. 31, 2009  
Opp.: 7 by TCU (60-53), Feb. 5, 2011  
NCAA: 7 by Washington (Utah State 75-61), March 16, 2006

## Most Blocked Shots

► 11 vs. Wyoming, Jan. 29, 2011  
► 11 vs. Wyoming, Jan. 21, 2002  
► Opp.: 11 by Colorado State (69-72), Feb. 1, 2003  
NCAA: 6 - two times

## Individual Single-Game

### Points

34, Aerick Sanders vs. Portland, Dec. 31, 2003  
33, Tony Bland vs. Houston, Jan. 29, 2002  
31, Evan Burns vs. New Mexico, Feb. 24, 2003  
30, Kyle Spain vs. New Mexico, Jan. 21, 2009  
30, Brandon Heath vs. Brigham Young, Feb. 24, 2007  
► Opp.: 43, Ruben Douglas, New Mexico, Feb. 24, 2003  
NCAA: 37, Marvin O'Connor, St. Joseph's vs. Stanford, March 17, 2001

### Field Goals Made

13, Aerick Sanders vs. Portland, Dec. 31, 2003  
12, Billy White vs. Wyoming, Feb. 14, 2009  
12, Brandon Heath vs. Brigham Young, Feb. 24, 2007  
12, Brandon Heath vs. Wyoming, Jan. 22, 2005  
12, Evan Burns vs. New Mexico, Feb. 24, 2003  
12, Tony Bland vs. Houston, Jan. 29, 2002  
► Opp.: 15, Courtney Alexander, Fresno State, Feb. 25, 1999  
► NCAA: 15, Marvin O'Connor, St. Joseph's vs. Stanford, March 17, 2001

### Field Goals Attempted

24, Randy Holcomb vs. Florida Atl., Nov. 30, 2000  
23, Brandon Heath vs. Wyoming, Jan. 22, 2005  
22, Brandon Heath vs. Wyoming, Jan. 3, 2007  
22, Brandon Heath vs. UCSB, Nov. 19, 2004  
22, Randy Holcomb vs. ASU, Dec. 16, 2000  
22, Matt Watts vs. Southern California, Nov. 29, 1997  
► Opp.: 26, Ruben Douglas, New Mexico, Feb. 24, 2003  
NCAA: 21, Kirk Haston, Indiana vs. Kent State, March 15, 2001

### Field Goal Percentage (Min 6 FGM)

► 100.0 (12-12), Billy White vs. Wyoming, Feb. 14, 2009  
100.0 (11-11), Aerick Sanders vs. E. Wash., Dec. 20, 2003  
100.0 (6-6), Billy White vs. CSU, March 5, 2011  
100.0 (6-6), Mike Mackell vs. CSU, Jan. 19, 2002  
90.9 (10-11), Malcolm Thomas vs. No. Ariz., Nov. 28, 2009  
90.9 (10-11), Billy White vs. UCSD, Nov. 17, 2007  
90.9 (10-11), Jerome Habel vs. Cal, Nov. 18, 2006  
90.9 (10-11), Chris Walton vs. CSU, Jan. 24, 2005  
90.9 (10-11), Aerick Sanders vs. UNLV, Jan. 17, 2004  
NCAA: 88.9 (8-9), Jamaal Davis, Cincinnati vs. Kent State, March 17, 2001

### Free Throws Made

► 17, Brandon Heath vs. UNLV, Feb. 12, 2005  
12, Lorenzo Wade vs. New Mexico, Jan. 21, 2009  
12, Marcus Slaughter vs. UNLV, Jan. 14, 2006

12, Marcus Slaughter vs. Washington State, Dec. 10, 2005  
12, Matt Thomas vs. Air Force, Feb. 28, 2005  
12, Marcus Slaughter vs. UCSB, Nov. 19, 2004  
Opp.: 15, Ruben Douglas, New Mexico, Feb. 24, 2003  
NCAA: 11, Brandon Roy, Washington vs. Illinois, March 18, 2006

### Free Throws Attempted

► 17, Brandon Heath vs. UNLV, Feb. 12, 2004  
15, Lorenzo Wade vs. New Mexico, Feb. 21, 2009  
15, Marcus Slaughter vs. Washington St., Dec. 10, 2005  
14, Malcolm Thomas vs. Utah, Feb. 20, 2010  
14, Kyle Spain vs. New Mexico, Feb. 21, 2009  
14, Lorenzo Wade vs. Brigham Young, Feb. 23, 2008  
14, Marcus Slaughter vs. UNLV, Jan. 14, 2006  
14, Marcus Slaughter vs. Saint Mary's, Dec. 14, 2004  
14, Marcus Slaughter vs. Monmouth, Nov. 22, 2004  
14, Marcus Slaughter vs. UCSB, Nov. 19, 2004  
14, Tony Bland vs. San Diego, Jan. 8, 2003  
14, Vincent Okotie vs. Long Beach St., Nov. 28, 1998  
Opp.: 16, Ruben Douglas, New Mexico, Feb. 24, 2003  
NCAA: 14, Brandon Roy, Washington vs. Illinois, March 18, 2006

### Free Throw Percentage (Min. 7 FTA)

► 100.0 (17-17), Brandon Heath vs. UNLV, Feb. 12, 2005  
100.0 (9-9), Marcus Slaughter vs. PLNU, Dec. 3, 2005  
100.0 (8-8), 10 times  
100.0 (7-7), two times  
Opp.: 100.0 (9-9), Brandon Ewing, Wyo., Feb. 14, 2009  
NCAA: 100.0 (7-7), Tony Akins, Georgia Tech vs. St. Joseph's, March 15, 2001

### Three-Point Field Goals Made

► 8, John Sharper vs. South Dakota State, March 3, 2006  
7, Al Faux vs. Oklahoma State, Dec. 30, 2000  
6, D.J. Gay vs. Air Force, Jan. 19, 2011  
6, Brandon Heath vs. TCU, Feb. 18, 2006  
6, Steve Sir vs. UC San Diego, Dec. 2, 2002  
6, Jason Richey vs. SMU, Jan. 15, 1998  
6, Josko Visnjic vs. Southwest Texas, Nov. 26, 1997  
Opp.: 7, Jermaine Lewis, UNLV, Feb. 11, 2003  
and Adam Spanich, USC, Nov. 29, 1997  
NCAA: 8, Jean Felix, Alabama vs. Marquette, March 16, 2006

### Three-Point Field Goals Attempted

14, Jason Richey vs. BYU, Nov. 14, 1997  
13, Josko Visnjic vs. Fresno State, Jan. 31, 1998  
12, John Sharper vs. South Dakota St., March 3, 2006  
12, Brandon Heath vs. TCU, Feb. 18, 2006  
11, D.J. Gay vs. Air Force, Jan. 19, 2011  
11, Brandon Heath vs. TCU, March 3, 2007  
11, Al Faux vs. New Mexico, Feb. 28, 2002  
11, Jason Richey vs. SMU, Jan. 15, 1998  
► Opp.: 16, Damon Jackson, Fresno State, Dec. 8, 2001  
NCAA: 11, Jean Felix, Alabama vs. Marquette, March 16, 2006

### Three-Point FG Pct. (Min. 4 3FGA)

► 100.0 (4-4), Deandre Moore vs. BYU, Feb. 11, 2002  
87.5 (7-8), Al Faux vs. Oklahoma St, Dec. 30, 2000  
83.3 (5-6), David Abramowitz vs. SCC, Dec. 2, 1998  
80.0 (4-5), D.J. Gay vs. San Diego, Dec. 11, 2010  
75.0 (3-4), 14 times  
► Opp.: 100.0 (4-4), Keion Mitchem, TCU, Jan. 16, 2010

NCAA: 80.0 (4-5), Matt McCraw, Air Force vs. Illinois, March 16, 2006 and by Jay Joseph, UNCG vs. Stanford, March 15, 2001

### Rebounds

► 20, Marcus Slaughter vs. UNLV, Jan. 14, 2006  
18, Kawhi Leonard vs. CS Fullerton, Dec. 9, 2009  
17, Kawhi Leonard vs. UNLV, Jan. 12, 2011  
17, Marcus Slaughter vs. Washington State, Dec. 10, 2005  
16, Malcolm Thomas vs. UNLV, Jan. 12, 2011  
16, Aerick Sanders vs. Wyoming, Feb. 21, 2004  
Opp.: 17, Uche Nsonwu-Amadi, Wyoming, Jan. 21, 2002  
NCAA: 14, Nate Harris, Utah State vs. Washington, March 16, 2006

### Assists

► 11, Lorenzo Wade vs. Colorado State, March 1, 2008  
► 11, Richie Williams vs. South Dakota State, March 3, 2006  
► 11, Deandre Moore vs. Wyoming, March 1, 2001  
► 11, Deandre Moore vs. Sacramento St., Dec. 2, 2000  
► 11, Bradley Jackson vs. High Point, Jan. 2, 2000  
9, Chase Tapley vs. Pomona Pitzer, Dec. 31, 2009  
9, Brandon Heath vs. UC San Diego, Nov. 27, 2005  
9, Tony Bland vs. Norfolk State, Nov. 21, 2001  
9, Deandre Moore vs. New Mexico St., Nov. 21, 2000  
► Opp.: 11, Marmet Williams, San Jose St., Jan. 29, 1998  
NCAA: 10, Dee Brown, Illinois vs. Air Force, March 16, 2006

### Steals

► 7, Deandre Moore vs. Colorado State, Feb. 1, 2003  
6, Richie Williams vs. Utah, Jan. 27, 2007  
6, Matt Watts vs. Southern Cal College, Dec. 19, 1997  
5, 15 times  
Opp.: 6, Mike Housman, UMBC, Dec. 20, 2005  
NCAA: 5, Jamaal Williams, Washington vs. Utah State, March 16, 2006 and by Demetric Shaw, Kent State vs. Cincinnati, March 17, 2001

### Blocked Shots

► 6, Malcolm Thomas vs. Wyoming, Jan. 29, 2011  
► 6, Malcolm Thomas vs. Saint Mary's, Dec. 1, 2010  
► 6, Malcolm Thomas vs. UC Riverside, Dec. 29, 2009  
5, Marcus Slaughter vs. UNLV, Jan. 14, 2006  
5, Marcelo Correa vs. Sacramento St., Dec. 2, 2000  
► Opp.: 6, Rene Rougeau, UNLV, March 7, 2009  
NCAA: 3 - five times

► - Indicates Viejas Arena record.

*NCAA refers to the 2001 & 2006 NCAA First and Second Rounds which were hosted by SDSU and played in Cox Arena.*

*Cox Arena officially became Viejas Arena prior to the start of the 2009-10 basketball season.*