



# Colorado State Men's Basketball Notes

## 2022-23 Season

### Game 32 | Fresno State

#### Schedule

Date	Opponent	Time
Nov. 7	Gardner-Webb	W, 65-63
Nov. 11	Southeastern Louisiana	W, 80-69
Nov. 14	Weber State	W, 77-52
Nov. 17	vs South Carolina\$	W, 85-53
Nov. 18	at Charleston\$	L, 64-74
Nov. 20	vs Penn State\$	L, 56-68
Nov. 26	Mississippi Valley State	W, 88-45
Nov. 30	Loyola Marymount	W, 87-71
Dec. 3	Northern Colorado	L, 83-88
Dec. 8	at Colorado	L, 65-93
Dec. 11	Peru State	W, 115-72
Dec. 18	at Saint Mary's	W, 62-60
Dec. 21	vs Southern California&	L, 64-73
Dec. 28	at New Mexico*	L, 69-88
Dec. 31	San Jose State*	L, 70-78
Jan. 4	at Nevada*	L, 69-80
Jan. 7	Fresno State*	W, 79-57
Jan. 10	Air Force*	L, 74-85 (ot)
Jan. 14	at UNLV*	W, 82-81 (ot)
Jan. 18	San Diego State*	L, 76-82 (ot)
Jan. 21	at Wyoming*	L, 57-58
Jan. 28	at Boise State*	L, 59-80
Jan. 31	UNLV*	L, 71-83
Feb. 4	Utah State*	L, 79-88
Feb. 7	at Air Force*	W, 69-53
Feb. 15	Boise State*	L, 78-80
Feb. 18	at Fresno State*	W, 60-57
Feb. 21	at San Diego State*	L, 58-77
Feb. 24	Wyoming*	W, 84-71
Feb. 28	at San Jose State*	L, 46-63
Mar. 4	New Mexico*	W, 92-84
<b>Mountain West Tournament (Las Vegas, Nevada)</b>		
Mar 8	vs Fresno State	Noon
Mar. 9	Quarterfinals	
Mar. 10	Semifinals	
Mar. 11	Championship	

\*- Mountain West Games  
 & - Shriner Charleston Classic (Charleston, SC)  
 & - Jerry Colangilo Classic (Phoenix, Ariz.)

#### Home Games

All times mountain and subject to change

#### Game Info



Colorado State vs

Fresno State  
Mar. 8, 2023 | 12:00 pm MT  
Las Vegas, Nev.



#### 14-17, 6-12 MWC

Head Coach: Niko Medved  
 Career Record: 170-150, 10th year  
 Record at CSU: 91-63, 5th year  
 Ken Pom/Net: 107/110

#### 11-19, 6-12 MWC

Head Coach: Justin Hutson  
 Career Record: 80-72, 5th year  
 Record at FSU: Same  
 Ken Pom/Net: 134/146

#### Opening Tip

- Colorado State closed out its regular season schedule with a 92-84 win over New Mexico on Senior Night.

- Senior Guard Isaiah Stevens is the lone Ram to make the All-Conference team this season. He was voted first team by both the coaches and media.

- Seniors John Tonje and Isaiah Stevens led the team. Tonje scored a team-leading 24 points while Stevens recorded his seventh double-double of the season with 17 points and 13 assists.

- The 13 assists by Stevens are a program record for assists in a single game.

- Patrick Cartier and Tonje each reached career milestones in scoring. Cartier reached 2,000 points for his career, while Tonje passed the 1,000 points mark.

- Cartier and Jalen Lake were the other two Rams to finish the game in double figures scoring 10 and 15 points, respectively

- Stevens leads the Mountain West in assists (6.8) and assists-to-turnover ratio (3.08) to rank fifth and ninth in the nation, respectively. He is also 69th in the nation and third in the conference for scoring with 17.9 points per game.

- Colorado State ranks in the top 15 nationally in assist-to-turnover ratio (1.51, 14th), assists (16.9, 13th), effective field goal percentage (56.4%, 12th) and field goal percentage (49.3%, 10th).

- CSU swept the regular season series with Fresno State. Winning by 22 at home and completing an improbable comeback to win by three at Fresno.

- The Bulldogs are coming off a 108-72 win against Chicago State to end the regular season. Jemarl Baker had an impressive 43 points performance in the win.

- This is the fifth time Colorado State has entered the Mountain West tournament as the eighth seed.

#### BROADCAST INFORMATION

Television: MW Network  
 Play-by-Play: Nate Kreckman  
 Analyst: Richie Schueler

Colorado State Sports Network (K99.1 FM)  
 Play-by-Play: Brian Roth  
 Analyst: Adam Nigon  
 Varsity Network App/CSURams.com

Live Stats  
 CSURams.com

#### How They Stack Up

CSU	Stat	FSU
73.0	Points/Game	63.6
71.8	Opponent Points/Game	65.6
49.3	FG%	43.1
36.6	3 FG%	30.9
74.1	FT%	76.8
44.8	FG% Defense	44.3
37.0	3 FG% Defense	37.7
30.7	Rebound/Game	30.1
16.6	Assists/Game	12.2
1.5	Assists-to-Turnover	1.1
2.4	Blocks/Game	3.3
5.6	Steals/Game	6.4

## GENERAL INFORMATION

Location .....Fort Collins, Colo.  
 Founded.....1870  
 Enrollment.....33,769  
 Nickname.....Rams  
 Colors.....Green and Gold  
 Elevation.....5,004 feet  
 Arena (Capacity).....Moby Arena (8,083)  
 Conference.....Mountain West  
 Interim President.....Rick Miranda  
 Director of Athletics.....Joe Parker  
 Faculty Representative.....Dr. Kyle Saunders  
 Athletic Department Phone.....(970) 491-3350  
 Ticket Office Phone:.....(970) 491-7267  
 Men's Basketball Office.....(970) 491-6232  
 Moby Arena Press Row Phone.....(970) 491-3981  
 Athletics Website.....www.CSURams.com

## STAFF INFORMATION

Head Coach.....Niko Medved  
 Alma Mater.....Minnesota, 1997  
 Record at CSU.....91-63 (Fifth Season)  
 Career Record.....170-150 (10th Season)  
 Assistant Coaches.....Ali Farokhmanesh (Fifth Year at CSU)  
 .....Brian Cooley (Second Year at CSU)  
 .....Sam Jones (Second Year at CSU)  
 Dir. of BB Recruiting.....Aaron Katsuma (Fifth Year at CSU)  
 Dir. of BB Operations.....Emma Montie (Fifth Year at CSU)  
 Dir. of Player Development.....Joe De Ciman (Fifth Year at CSU)  
 Graduate Assistant.....Aaron Young (Second Year at CSU)  
 Graduate Assistant.....Cole Gentry (First Year at CSU)  
 Athletic Trainer.....Tony Pressley, Jr. (Second Year at CSU)  
 Strength & Conditioning.....Jason Phillips (13th Year at CSU)  
 Equipment Manager.....Katie Wimp (Third Year at CSU)

## TEAM INFORMATION

2021-22 Overall Record:.....25-6  
 .....(14-1 Home / 6-3 Away / 5-2 Neutral)  
 2020-21 MW Record:.....14-4 (8-1 Home / 6-3 Away)  
 2020-21 Conference Finish.....2nd  
 2020-21 Conference Tournament Finish.....Semifinals  
 2020-21 Postseason Play.....NCAA First Round (0-1)  
 Letterwinners Returning/Lost:.....7-5  
 Starters Returning/Lost:.....2-3  
 Newcomers:.....7

## CSU HISTORY

First Year of Basketball.....1901-02  
 Overall Record.....1,341-1,313 (.506)  
 Conference Championships.....5  
 .....1954 (Skyline), 1961 (Skyline), 1989 (WAC),  
 .....1990 (WAC), 2003 (MW Tournament)  
 NCAA Tournament Appearances (Record).....11 (4-11)  
 Last Appearance.....2022  
 Result.....Lost to Michigan in first round  
 NIT Appearances (Record).....10 (9-11)  
 Last Appearance.....2021  
 Result.....Lost to Louisiana Tech in 3rd Place Game  
 CBI Appearances (Record).....1 (0-1)  
 Last Appearance.....2010  
 Result.....Lost at Morehead State in first round

## STRATEGIC COMMUNICATIONS

Assistant Director/MBB Contact.....Ryan Pfeifer  
 Cell.....(720) 290-8886  
 E-Mail.....Ryan.Pfeifer@colostate.edu  
 FAX.....(970) 491-1348  
 Mailing Address.....224 McGraw Athletic Center  
 Fort Collins, CO 80523

# 2022-23 ROSTER

## Numerical

No.	Name	Pos.	Exp.	Yr.	Ht.	Wt.	Hometown (Last School)
0	Trace Young	G	Jr.	1L	6-3	180	Austin, Texas (Dripping Springs HS)
1	John Tonje	G	Sr.	3L	6-5	210	Omaha, Neb. (Omaha Central HS)
2	Taviontae (Tavi) Jackson	G	Fr.	HS	6-2	165	Las Vegas, Nev. (Las Vegas HS)
3	Josiah Strong	G	Gr.	TR	6-4	195	Brooklyn Park, Minn. (Illinois State)
4	Isaiah Stevens	G	Sr.	3L	6-0	185	Allen, Texas (Allen HS)
5	Baylor Hebb	G	Jr.	1L	6-2	180	Colleyville, Texas (Loyola Chicago)
10	James Moors	F/C	R-Jr.	2L	6-10	260	Auckland, New Zealand (Westlake Boys HS)
11	Jack Payne	G	Fr.	HS	6-6	195	Boise, Idaho (Owyhee HS)
12	Patrick Cartier	F	Gr.	TR	6-8	220	Brookfield, Wis. (Hillsdale (MI) College)
14	Luke Murphy	G	Fr.	HS	6-2	170	Calabasas, Calif. (Southern California Academy)
15	Jalen Lake	G	So.	1L	6-4	190	Waxahachie, Texas (Waxahachie HS)
20	Joe Palmer	G	Sr.	TR	6-4	190	Faribault, Minn. (Augsburg)
22	Nick Bassett	F	Sr.	1L	6-5	205	Colo. Springs, Colo. (Neb. Wesleyan)
23	Isaiah Rivera	G	Jr.	2L	6-5	210	Geneseo, Ill. (Geneseo HS)
32	Kyle Evans	F	Fr.	HS	6-10	200	Aliso Viejo, Calif. (Santa Margarita Catholic HS)
35	Jacob Jennissen	C	Jr.	1L	7-1	240	Sauk Centre, Minn. (Sauk Centre HS)

## Alphabetical

No.	Name	Pos.	Exp.	Yr.	Ht.	Wt.	Hometown (Last School)
22	Nick Bassett	F	Sr.	1L	6-5	205	Colo. Springs, Colo. (Neb. Wesleyan)
12	Patrick Cartier	F	Gr.	TR	6-8	220	Brookfield, Wis. (Hillsdale (MI) College)
32	Kyle Evans	F	Fr.	HS	6-10	200	Aliso Viejo, Calif. (Santa Margarita Catholic HS)
5	Baylor Hebb	G	Jr.	1L	6-2	180	Colleyville, Texas (Loyola Chicago)
2	Taviontae (Tavi) Jackson	G	Fr.	HS	6-2	165	Las Vegas, Nev. (Las Vegas HS)
35	Jacob Jennissen	C	Jr.	1L	7-1	240	Sauk Centre, Minn. (Sauk Centre HS)
15	Jalen Lake	G	So.	1L	6-4	190	Waxahachie, Texas (Waxahachie HS)
10	James Moors	F/C	R-Jr.	2L	6-10	260	Auckland, New Zealand (Westlake Boys HS)
14	Luke Murphy	G	Fr.	HS	6-2	170	Calabasas, Calif. (Southern California Academy)
20	Joe Palmer	G	Sr.	TR	6-4	190	Faribault, Minn. (Augsburg)
11	Jack Payne	G	Fr.	HS	6-6	195	Boise, Idaho (Owyhee HS)
23	Isaiah Rivera	G	Jr.	2L	6-5	210	Geneseo, Ill. (Geneseo HS)
4	Isaiah Stevens	G	Sr.	3L	6-0	185	Allen, Texas (Allen HS)
3	Josiah Strong	G	Gr.	TR	6-4	195	Brooklyn Park, Minn. (Illinois State)
1	John Tonje	G	Sr.	3L	6-5	210	Omaha, Neb. (Omaha Central HS)
0	Trace Young	G	Jr.	1L	6-3	180	Austin, Texas (Dripping Springs HS)

## Coaches & Support Staff

Head Coach.....Niko Medved  
 Assistant Coach.....Ali Farokhmanesh  
 Assistant Coach.....Brian Cooley  
 Assistant Coach.....Sam Jones  
 Director of Basketball Operations.....Emma Montie  
 Director of Player Development.....Joe De Ciman  
 Director of Recruiting.....Aaron Katsuma  
 Graduate Assistant.....Aaron Young  
 Graduate Assistant.....Cole Gentry  
 Athletic Trainer.....Tony Pressley Jr  
 Head Olympic Strength & Conditioning Coach.....Jason Phillips

## Pro-nun-see-a-shuns

Patrick **Cartier**.....**CART-ee-a**  
 Tavi Jackson.....**TAY-vee**  
 John **Tonje**.....**TAWN-jay**  
 Ali **Farokhmanesh**.....**fuh-ROAK-muh-nesh**

## Roster Breakdown

By Class	By State/Country	By Height
Graduates.....2	California.....2	6-0.....1
Seniors.....4	Colorado.....1	6-2.....3
Juniors.....5	Idaho.....1	6-3.....1
Sophomores.....1	Illinois.....1	6-4.....3
Freshmen.....4	Kansas.....1	6-5.....3
	Minnesota.....3	6-6.....1
	Nebraska.....1	6-8.....1
	New Zealand.....1	6-10.....2
	Nevada.....1	7-1.....1
	Texas.....3	
	Wisconsin.....1	



# Niko Medved

## Head Coach (170-150 overall, 91-63 at CSU)

### 10th Season Overall, Fifth at CSU

Niko Medved is in his fifth year as the head coach of the Rams' men's basketball program in 2022-23. Medved, a Colorado State assistant coach from 2007-13, has continued to show his prowess in program improvement, having led his respective squads to increased win percentage over the previous season in each of his nine years as a leader. That includes all four seasons at CSU, resulting in a 14-win improvement over four years.

- 2012 first team All-MW guard Wes Eikmeier
- 2013 MW Sixth Man of the Year Daniel Bejarano

During his season at Drake, he engineered a 10-game improvement over the previous season, including 10 wins in the Missouri Valley Conference, the most in 10 years and just the 11th time the squad had won 10 or more league games in a season. The turnaround was the 17th best in the nation this year from a 7-24 record prior to his arrival. The postseason berth in the CIT was the first since 2012 and the His squad defeated Wake Forest during non-conference play., the program's second-ever win against an Atlantic Coast Conference opponent. He also had a player named Missouri Valley Scholar-Athlete of the Week seven times during the season out of 11 opportunities and had four players named to MVC Scholar-Athlete teams.

This past season, those efforts and accomplishments resulted in a 25-6 record, the highest single-season winning percentage in school history, the first NCAA Tournament berth since 2013, the highest NCAA seed in program history and an amended contract that has him as the Rams' leader through 2028-29. He earned United States Basketball Writers Association (USBWA) District Coach of the Year honors while coaching All-American and USBWA District and Mountain West Player of the Year David Roddy along with All-District selection Isaiah Stevens. The program also set a record with five sellouts of Moby Arena and the highest average attendance on percentage of capacity in the Mountain West era.

In four seasons as head coach at Furman, Medved guided the Paladins from a seven-win squad prior to his arrival and led it to improved records each season. The run culminated in a 23-11 record in 2016 that earned him Southern Conference Coach of the Year honors and saw the program earn a share of its first SoCon regular season championship since 1990-91. Medved's team reached the semifinals of the CollegeInsider.com (CIT) postseason tournament in 2016-17, its second consecutive season in the CIT.

In 2020-21, Medved and his squad posted a 20-8 record that earned him 2021 Mountain West Coach of the Year from the league's media and USBWA District Coach of the Year honors. The Rams went to the National Invitation Tournament after the COVID shortened season, where the program picked up wins over Buffalo and NC State.

He spent seven seasons as an assistant coach at Furman (1999-2006), including serving as the school's interim head coach in the spring of 2006. Furman registered winning seasons in each of Medved's last three years in Greenville and four of the final five seasons. He then spent one season (2006-07) as an assistant at the Minnesota under Dan Monson before joining Miles' first staff at CSU in 2007.

In 2019-20, the Rams continued their upward trend under Medved and his staff, posting an eight-victory improvement over his first year with a 20-win season. The Rams were also headed to the postseason for the first time in three years prior to the season being halted for the worldwide pandemic. As part of that season, three Rams were recognized for their play on the court, including second-team All-MW pick and the league's all-time leading rebounder Nico Carvacho and the Mountain West Freshman of the Year and third-team All-MW guard Isaiah Stevens. He previously served as the head coach at Drake University for one season where he guided the Bulldogs to their first postseason berth in six years. Prior to his appointment at Drake, he engineered considerable success as head coach at Furman from 2013-16.

Medved began his coaching career at the University of Minnesota in 1992 as a student manager and assistant. He served as associate head coach at Macalester College from 1997-1999 and worked four years as an instructor at the prestigious Nike All-America camp. Medved earned his B.S. in kinesiology in 1997 and his master's in sport management in 1999, both from Minnesota.

Niko and his wife Erica have a five-year-old daughter, Aly and three-year-old daughter Taylor.

### Medved File

Years at Colorado State	5th
Hometown	Minneapolis, Minn.
Education	Minnesota (BS, 1997; MS, 1999)
Wife	Erica
Children	Aly, Taylor

### Resume

1997-99	Macalester College (Asco. HC)
1999-06	Furman (AC)
2006-07	Minnesota (AC)
2007-13	Colorado State (AC/RC)
2013-16	Furman (HC)
2016-17	Drake (HC)
2017-	Colorado State (HC)

### Honors

2022	USBWA District Coach of the Year
2021	MW Coach of the Year (media)
2021	USBWA District Coach of the year
2017	Southern Conference Coach of the Year

### Postseason

2022	NCAA Tournament (1st Round)
2021	NIT (Semifinals)
2020	CBI (1st Round)
2018	CIT (1st Round)
2017	CIT (2nd Round)
2016	CIT (2nd Round)

### Career Record

Year	School	Overall	Conf.
2013-14	Furman	9-21	3-13
2014-15	Furman	11-22	5-13
2015-16	Furman	19-16	11-7
2016-17	Furman	23-11	14-4
2017-18	Drake	17-17	10-8
2018-19	Colorado State	12-20	7-11
2019-20	Colorado State	20-12	11-7
2020-21	Colorado State	20-8	14-4
2021-22	Colorado State	25-6	14-4
2022-23	Colorado State	14-17	6-12
<b>Overall</b>		<b>170-150</b>	<b>95-83</b>

As a Colorado State assistant coach for six years beginning in 2007 when former head coach Tim Miles took the reins of the Rams' program, Medved was instrumental in the rebuild of the program that saw it improve from seven wins in 2007-08 to five consecutive postseason berths, including NCAA tournament appearances in his final two seasons. As recruiting coordinator at CSU, Medved was responsible for recruiting many of the contributing players on the Rams' roster who helped return the program to prominence, a list that includes:

- Two-time All-Mountain West selection and eventual Olympian Andy Ogide
- 2013 honorable mention AP All-American and first-team
- All-Mountain West Conference choice Colton Iverson
- second team All-MW pick Dorian Green
- third team all-league and two time all-defensive team selection Pierce Hornung

## Where They Rank

Through Games on 3/5/23

Stat	NCAA	MW	Value
Assist/Turnover	14	1	1.51
Assists/Game	13	2	16.9
Bench Points/Game	197	6	18.19
Blocks/Game	299	11	2.4
Defensive Rebounds/Game	179	7	24.81
Effective FG%	12	2	56.4
Fastbreak Points/Game	226	5	8.26
FG %	10	1	49.3
FG% Defense	252	10	44.8
Fouls/Game	129	4	16.3
FT %	80	4	74.1
Offensive Rebounds/Game	351	11	5.87
Rebound Margin	285	8	-2.1
Rebounds/Game	340	9	30.68
Scoring Defense	230	10	71.8
Scoring Margin	195	8	1.2
Scoring Offense	144	4	73.0
Steals/Game	263	7	5.6
3-Pt FG Defense	331	10	37.0
3-Pt/Game	142	7	7.7
3-Pt %	58	2	36.6
Turnovers Forced	221	6	12.03
Turnovers/Game	55	2	11.2

Stat	Player	NCAA	MW	Value
Assist/Turnover	I. Stevens	9	1	3.08
Assists/Game	I. Stevens	5	1	6.8
Double-Doubles	I. Stevens	99	2	7
FG%	I. Stevens	143	5	47.9
FT%	I. Stevens	54	3	86.1
	J. Tonje	156	6	81.5
Minutes/Game	I. Stevens	16	1	36:32
Points/Game	I. Stevens	69	3	17.9
	J. Tonje	316	13	14.3
3-pts/Game	J. Tonje	340	10	1.84

## Series History

Series Record: 26-18

In Fort Collins: 19-3

In Fresno: 4-13

Neutral: 3-2

Last Meeting: Feb. 18, 2023, CSU, 60-57 in Fresno  
Streak: W9

## Last 10 Meetings

Feb. 18, 2023	CSU, 60-57 in Fresno
Jan. 7, 2023	CSU, 79-57 in Fort Collins
Feb. 11, 2022	CSU, 65-50 in Fort Collins
Mar. 3, 2021	CSU, 72-62 in Las Vegas
Dec. 30, 2020	CSU, 81-59 in Fort Collins
Dec. 28, 2020	CSU, 75-53 in Fort Collins
Feb. 4, 2020	CSU, 80-70 in Fresno
Jan. 22, 2020	CSU, 86-68 in Fort Collins
Jan. 26, 2019	CSU, 74-65 in Fort Collins
Jan. 5, 2019	FSU, 78-67 in Fresno

## Last Time Out

It was an offensive clinic inside Moby Arena for Senior Night as Colorado State defeated New Mexico 92-84.

The senior duo of John Tonje and Isaiah Stevens led the way for the Rams. Tonje scored a team-leading 24 points, while Stevens recorded his seventh double-double of the year with 17 points and 13 assists. The 13 assists reset the program single-game record.

Colorado State shot 58.2% from the field and 55.0% from behind the arc in the win.

## Scouting the Bulldogs

Justin Hutson's team is coming off a 108-72 win over Chicago State to close out the regular season. In the win Jemarl Baker tied FSU's record for points in a game with 43. He was unstoppable going 13-for-14 from the field including making 10 3-pointers.

Baker is one of two Bulldogs to average double figures scoring this season, leading the team with 12.8 per game. Teammate Isaiah Hill is adding in 12.2.

Fresno State likes to slow games down and grind them out with a pace ranking 327th in the nation leading to low scoring games typically.

The Bulldogs dropped five of their last six Mountain West games this year with the lone win coming at Air Force. Three of those losses were by five points or less.

## History against Fresno State

Colorado State and Fresno State have twice been conference mates in the Mountain West and WAC. The Rams hold an overall advantage of 26-18 thanks to their current nine-game win streak in the series.

CSU swept the season series with a 22-point win at home and remarkable comeback at Fresno to escape with the 3-point win.

The Rams and Bulldogs have met in the Mountain West Tournament four previous times with CSU leading the series 3-1. The last time the two met in the conference tournament was 2021 as No. 3 seed CSU beat sixth seed FSU 72-62.

## Rams Against the Mountain West

One of the original eight members of the Mountain West Conference in 1999. CSU is 420-458 all-time against current conference members. Since the conferences inception they are 224-208.

## Rams in the Mountain West Tournament

Colorado State is 16-22 all-time in the Mountain West Tournament winning it once in 2003.

CSU has made the semifinals the past two seasons.

## The Injury Bug

The injury bug has found Colorado State and latched on like a leach this season. Entering Tuesday, CSU has had a total of 57 games missed by rotation players already. In the previous four seasons that Coach Niko Medved has been at CSU he had a total of 34 games missed. This year's number will continue to increase due to season ending injuries.

Season	Games Missed
2018-19	19
2019-20	4
2020-21	1
2021-22	10
2022-23	57*

\*To date

## Non-Conference Warriors

Colorado State has become non-conference warriors over the past four seasons. CSU is 30-10 in the regular season non-conference games.

Its 15-game win streak was snapped with the loss at College of Charleston.

Season	Record
2019-20	9-4
2020-21	3-1
2021-22	10-0
2022-23	8-5
<b>Total</b>	<b>30-10</b>

## Cardiac Rams

Colorado State has a knack for the comeback under head coach Niko Medved.

The start to the 2022-23 was no difference as the Rams erased a 13-point deficit, including being down 11 at the half for a 65-63 win. The 13-point comeback ties for the 20th largest in program history.

The three biggest comeback wins in program history have come in the past five years under Medved.

In 2021-22 CSU had four comebacks of 10-plus points including erasing a 20-point deficit in the USVI Paradise Jam Championship game against Northeastern.

CSU's rally from 26 points down at No. 23 San Diego State on Jan. 2, 2021 made history as the largest comeback in both school and Mountain West history. The win was the largest comeback win in Division I men's basketball that season and one of just five road comebacks of 26 points or more between two DI opponents in the past 10 years.

The previous largest comeback occurred just the year before against Wyoming when the Rams rallied from down 19 in Laramie.

#### Come-From-10+Behind Wins Under Niko Medved (15) 2018-19

Sam Houston State W, 71-65 trailed by 11

#### 2019-20

at Loyola Marymount W, 74-64 trailed by 14  
vs. Loyola Chicago W, 61-60 trailed by 12  
Nevada W, 92-91 trailed by 10  
at Wyoming W, 77-70 trailed by 19

#### 2020-21

at #23 San Diego State W, 70-67 trailed by 26  
UNLV W, 74-71 trailed by 13  
at Utah State W, 84-76 trailed by 10

#### 2021-22

vs. Northeastern W, 71-61 trailed by 20  
Northern Colorado W, 88-79 trailed by 13  
vs. Mississippi State W, 66-63 trailed by 11  
Nevada W, 77-66 trailed by 10

#### 2022-23

Gardner-Webb W, 65-63 trailed by 13  
at UNLV W, 82-81 (ot) trailed by 10  
at Fresno State W, 60-57 trailed by 11

#### **20 win season**

Colorado State has strung together three straight 20-win seasons. Last year saw CSU win 25 games the third most wins in a single season.

The three-year stretch of 65 wins is also the third best in program history.

#### **His Time to Shine**

Senior guard Isaiah Stevens is primed to shine in 2022-23. The Allen, Texas native was recognized as one of the best point guards in the nation last year as a Bob Cousy Award finalist. He is one of 20 recognized on the preseason watch list this season.

He averaged 14.7 points, 4.7 assists and 3.2 rebounds last season earning him second team All-Mountain West honors.

Stevens is on the Mountain West's Preseason All-Conference team entering 2022-23.

The start of his senior season had to wait a little, eight games to be exact, to start due to a broken bone in his foot during the preseason.

Stevens made his season debut on November 30 against Loyola Marymount and didn't disappoint. Making his first two shots he finished with 13 points, four assist and three rebounds.

It didn't take him long to return to form recording his sixth career double-double in the win over Peru State. He led the team with 24 points and 10 assists.

He reached 20 points again against Saint Mary's to lead the team with 23 points and five rebounds. His performance in the 62-60 win earned him Mountain West Player of the Week honors.

Stevens recorded his second double-double of the season with 24 points and 10 assists. he now leads the program in career points-assists double-doubles with seven.

It was Stevens heroics against UNLV that helped the Rams earn the 82-81 win in overtime. He made a career-best eight 3s including four combined in the final 30 seconds of regulation and overtime. He ended the game with a monstrous stat line of 33 points, nine assists, eight rebounds, two steals and a block.

He recorded his third double-double of the season in the overtime loss to San Diego State with 16 points and 11 assists.

Not only did he become the program's career assists leader against Wyoming but he had his second straight double-double and ninth of his career. Stevens finished the game with 15 points, 10 rebounds and seven assists. The 10 rebounds are a career-high.

It was his first points, rebounds double-double.

Stevens scored 20-plus points in two straight games with 25 against Utah State and 20 at Air Force.

His fifth double-double of the season and 10th of his career came at home against Boise State. The senior scored 17 points, all in the second half, and matched his career and program high of 12 assists. It was the ninth points, assists double-double of his career.

## AP Top 25

No.	Team	Rec.	Pts.	Prev.
1	Houston (58)	29-2	1,522	1
2	UCLA (3)	27-4	1,452	4
3	Kansas	25-6	1,368	3
4	Alabama	26-5	1,343	2
5	Purdue	26-5	1,274	5
6	Marquette	25-6	1,218	6
7	Texas	23-8	1,100	9
8	Arizona	25-6	1,042	8
9	Gonzaga	26-5	1,031	10
10	Baylor	22-9	961	7
11	UConn	24-7	847	14
12	Kansas State	23-8	838	11
13	Virginia	23-6	791	13
14	Miami (Fla.)	24-6	761	16
15	Xavier	23-8	641	19
<b>16</b>	<b>Saint Mary's</b>	<b>25-6</b>	<b>587</b>	<b>17</b>
17	Tennessee	22-9	573	12
18	Texas A&M	23-8	507	24
19	Indiana	21-10	481	15
<b>20</b>	<b>San Diego State</b>	<b>24-6</b>	<b>370</b>	<b>18</b>
21	Duke	23-8	293	NR
22	TCU	20-11	193	22
23	Kentucky	21-10	138	23
24	Creighton	20-11	133	NR
25	Missouri	23-8	66	NR

Receiving Votes: Oral Roberts 54, Florida Atlantic 53, **Utah State 32**, Providence 26, Iowa State 23, Northwestern 16, West Virginia 15, Toledo 10, Pittsburgh 10, **Charleston 9**, Michigan State 9, VCU 8, **Boise State 7**, Iowa 5, **USC 5**, Vanderbilt 3, Maryland 3, Memphis 3, Arkansas 2, North Texas 1, Drake 1

## USA Today Coaches Top 25

No.	Team	Rec.	Pts.	Prev.
1	Houston (29)	29-2	771	1
2	UCLA	27-4	740	4
3	Purdue	26-5	673	5
4	Kansas (2)	25-6	666	3
5	Alabama	26-5	657	2
6	Marquette	25-6	636	6
7	Texas	23-8	571	7
8	Gonzaga	26-5	515	10
9	Arizona	25-6	494	9
10	Baylor	22-9	440	8
11	Virginia	23-6	419	12
12	Kansas State	23-8	409	11
13	Miami (FL)	24-6	381	15
14	Connecticut	24-7	367	18
15	Xavier	23-8	338	17
16	Saint Mary's	25-6	336	16
17	Indiana	21-10	280	13
18	Texas A&M	23-8	251	21
19	Tennessee	22-9	249	14
20	San Diego State	24-6	205	19
21	Duke	23-8	119	NR
22	Creighton	20-11	118	23
23	TCU	20-11	111	22
24	Kentucky	21-10	97	NR
25	Northwestern	21-10	31	NR

Receiving Votes: Providence 30; Maryland 26; Florida Atlantic 25; Iowa State 24; Missouri 18; Oral Roberts 14; Michigan St. 14; Toledo 11; Pittsburgh 10; NC State 9; West Virginia 6; **Utah St. 5**; Virginia Tech 3; Iowa 3; Vanderbilt 2; **Boise St. 1**

He made it 2-for-2 with double-doubles against Wyoming recording his 10th career points, assists one when the Cowboys visiting Moby Arena. The senior scored 15 points and matched his program and career-high with 12 assists in the win.

Senior Night was a special night for Stevens as he “finally” in his words reset the programs single-game assists record with 13 in a win over New Mexico. He ended up with his seventh double-double of the season with 17 points to go with the 13 assists.

Stevens has reached 20 points in seven games this season.

He is averaging 17.9 points, 6.8 assists and 3.4 rebounds. He’s shooting 47.9% from the field and 38.6% behind the arc.

These numbers rank him first in the Mountain West for assists, along with assist-to-turnover ratio (3.08) and fifth and ninth, respectively in the nation. His scoring average is third in the conference and 69th in the NCAA.

In Mountain West games only, he is fourth in scoring with 17.8 points and first in assists at 7.1 per game. This effort earned him first team honors from both the coaches and media.

Stevens is the first Ram to ever score 1,500 points, grab 300 rebounds, dish out 500 assists and record 100 steals in a career. He is one of two CSU players to ever reach 500 assists and one of six that has scored 1,500 points.

Stevens has his eye on moving up the program’s record book in a few categories and even the Mountain West’s

#### CSU Career Assists

PI	Name (Years)	Assists
1	Isaiah Stevens (2019-pres.)	606
2	Ryan Yoder (1990-94)	530

#### CSU Career Scoring

PI	Name (Years)	Points
1	Pat Durham (1985-89)	1,980
2	Isaiah Stevens (2019-pres.)	1,739

#### CSU Career Field Goals Made

PI	Name (Years)	Points
1	Pat Durham (1985-89)	705
2	Rich Strong (1982-86)	629
3	Isaiah Stevens (2019-pres.)	622

#### CSU Career 3-pointers

PI	Name (Years)	Points
1	Andy Birley (1999-03)	234
2	John Sivesind (1997-01)	211
3	Dorian Green (2009-13)	197
4	Isaiah Stevens (2019-pres.)	183

#### Mountain West Career Assists

PI	Name (Years)	Assists
1	Hunter Maldonado, UW (2107-pres)	627
2	Kendall Williams, UNM (2010-14)	617
3	Isaiah Stevens, CSU (2019-pres)	606

#### Setting the Ton[je]

John Tonje looks to take on an even bigger role for the Rams in 2022-23. The senior was CSU’s third leading scoring last season averaging 9.1 points.

He worked his way into the starting lineup in 2021-22, starting in 11 of the final 12 games.

After an impressive 19 points, seven rebounds, six steals and three assists performance in the team’s exhibition, he led the Rams in scoring in the season opener.

Tonje scored 16 points including six of the team’s first eight points in the second half. He shot an impressive 3-of-5 from behind the arc and drew six fouls leading to eight free throw attempts.

Tonje recorded his first career double-double in the third place game of the Charleston Classic against Penn State with 14 points and a career-high 13 rebounds.

He followed up the double-double with a 25-point game against Mississippi Valley State including going a perfect 6-for-6 from the charity stripe. Tonje also led the team with seven rebounds.

For the second straight game he reached 20 points with 23 points, seven rebounds, two steals and an assist against LMU.

Tonje became the 38th Ram to ever play 100 games for the Green and Gold on December 11, 2022 against Peru State. He put on a performance while hitting the century mark for games, scoring 19 points to go with four rebounds, an assist, a steal and a block.

He has heated up again recently averaging 17.6 points per game over the last nine games including four 20 point games against Utah State (20), Air Force (21), Wyoming (25) and New Mexico (24).

His 25 against Wyoming matched his season-high scoring as he was an impressive 8-for-8 from the free throw line to lead the team.

Tonje led all Rams in scoring on his senior night with 24 points along side five rebounds and two assists. In the game he surpassed the 1,000 career points mark.

He has reached double figures in 24 games, leading the team in scoring eight times.

Tonje has been consistent from the charity stripe hitting his free throws at a clip of 81.5%, ranking 156th in the nation and sixth in the Mountain West.

That free throw shooting was the difference in the team’s 11-point comeback against Fresno State as he hit the go-ahead free throws with 4.9 seconds left.

On the year he’s averaging 14.3 points per game and leading the team with 4.8 rebounds.

#### Rivera’s Growth

Isaiah Rivera was the hero on opening night for the Rams. The junior hit a pull-up jumper with 0.9 seconds left on the clock to secure a 65-63 win over Gardner-Webb.

The Geneseo, Illinois native scored 11 points, while grabbing a career-high tying seven rebounds to lead the Rams.

In the loss to Charleston he was the lone Ram to reach double figures with a career-high 15 points.

He doubled down with a second straight 15 point game in the third place game of the Charleston Classic.

The strong 2022-23 season continued for Rivera when he rest his career high once again with a quiet 19 points against Loyola Marymount. His big performance was overshadowed by the return of Isaiah Stevens and John Tonje’s 20 point game.

The junior dished out a career-best six assists in the team’s home win over Fresno State.

He broke out of a funk against Boise State at home scoring 13 points including making a trio of 3s and grabbing a career-high four steals.

Rivera is expected to take on a bigger role this season after averaging 12.2 minutes off the bench in 2021-22.

In 2022-23 he is scoring 8.9 points per game.

He has reached double figures in 16 games in 2022-23.

### **Cartier by Patrick**

Patrick Cartier made an instant impact off the bench for Colorado State with his 12 points, two rebounds and two assists on 5-of-7 shooting against Gardner-Webb.

He followed it up with a 17 point, seven rebound game against Southeastern Louisiana to lead the team. Cartier was a perfect 6-for-6 from the free throw line. The Brookfield, Wisconsin native had another efficient performance off the bench against LMU. He scored 16 points in 18 minutes of play on 7-of-10 shooting.

Against Northern Colorado he averaged over a point per minute played pouring in a season-high and team-leading 23 points in 22 minutes off the bench. He was efficient in his scoring shooting 66.7% from the field including a trio of threes.

He reached the 20-point mark for the second time in the season when he scored 22 against Southern California to close out non-conference play. He shot 80% from the field and was a perfect 5-for-5 from the charity stripe.

The graduate transfer matched his CSU best scoring mark with 23 points against Air Force on January 10. He once again was efficient from the field shooting 9-of-11 while making 5-of-6 free throws.

Cartier is third on the team with 12.3 points a game while adding in 3.0 rebounds and shooting 65.0% from the field. All while averaging 21.7 minutes of play.

He earned his first start in the green & gold against Peru State.

Since entering the starting lineup he is averaging 13.6 points per game shooting 67.7% (90-133).

The Hillsdale (MI) College transfer surpassed the 2,000 career points mark in the regular season finale against New Mexico. He now has 2,005 points. Cartier was a two-time Division II consensus All-American.

### **J-Lake**

Jalen Lake showed flashes during his freshman year to the fans of Fort Collins of what he can do. Now in his sophomore season, those flashes are becoming consistent performances.

The Waxahachie, Texas native scored 10 points while grabbing a career-high seven rebounds and dishing out a career-best six assists.

The next game out he hit a career-best four threes for all 12 of his points with another five assists.

After battling a shoulder injury for a couple weeks he returned to the starting line up on January 7 against Fresno State and to form scoring 11 points to go with three assists, two rebounds and a steal.

The sophomore dished out a career-best seven assist in the overtime loss to Air Force.

He followed up the Air Force performance with a 13 points, five assist effort against UNLV to earn the overtime win.

Lake has started to find his groove following the missed time due to the injury scoring a career-high 17 points against San Diego State. He cashed in five 3s in the performance and shot 6-of-8 from the field.

Suffering a concussion against UNLV at home and missing the next three games, Lake is starting to round back into form. He scored 15 points against New Mexico and dished out four assists while hitting a trio of 3s in the win.

He has been a stat sheet stuffer for the Rams averaging 7.6 points, 2.5 rebounds and 2.5 assists.

### **It Just Meant Moors**

It just meant more to James Moors against SEC opponent South Carolina. He scored a career-high 24 points while finishing a rebounds shy of a double-double. He shot an impressive 10-for-12 from the field including a pair of threes.

He just missed out on a double-double at UNLV with nine points and nine rebounds.

The redshirt junior had a big game against Wyoming at home off the bench. He scored 16 points and grabbed five assists in the win. He was an impressive 8-for-9 from the free throw line in the game. Both marked career-highs for him.

On the year he is averaging 6.3 points and 4.3 rebounds while shooting 56.6%.

### **Flashy Freshman**

Thrust into action a little more than he expected due to Isaiah Stevens' foot injury, Tavionte Jackson has impressed so far.

The Las Vegas native is averaging 5.0 points per game, 3.6 rebounds and 2.6 assists.

Jackson has reached double figures scoring four times including a career-high 16 against Mississippi Valley State in his first career start.

The freshman has also led the team in assists five times. He reset his career-high with seven against Peru State.

Jackson didn't score in his return to his hometown, but did dish out six assists and grab three rebounds in the 82-81 overtime win.

He has showed off his ability to crash the boards recently averaging 6.0 rebounds over the past five games. In that stretch he collected a career-best eight at Fresno State.

### **Improvement Always**

Head coach Niko Medved has had extensive success wherever he has coach, both as a head and an assistant coach.

As an assistant coach, he helped turn around the CSU program to improving its win totals from his first year in each successive year, ending in four straight postseason appearances.

He continued that trend at Furman and Drake improving both programs' win totals with the previous year in each of his five seasons as a head coach, finishing his last three years in post season play

In his first year at CSU in 2018-19 he led the Rams to a surpass the previous season's win totals, both overall and in Mountain West play.

In 2019-20, the Rams had nine non-conference wins, bettering 2018-19's total of five. The squad also won 20 games overall, improving on by 12 games from the previous season.

The five-game win streak during the 2020-21 season was the longest for CSU since they won seven straight in 2016-17.

In 2020-21, Medved led the Rams to their best conference record in program history with a 14-4 mark. The 14 wins were the most CSU wins in any conference in history.

The 11-game winning streak during the 2021-22 season tied for the second longest in CSU history with Boyd Grant's 1988-89 team. The 2014-15 team, lead by Larry Eustachy, won 14 in a row.

Medved is now fifth in the CSU record book in coaching wins with 91 and fourth in win percentage at 59.1%

## The Improvement Under Medved

Year	School	Overall	Win%	Conf.	Post
2012-13	Furman**	6-24	.200	3-15	
2013-14	Furman	9-21	.300	3-13	
2014-15	Furman	11-22	.333	5-13	
2015-16	Furman	19-16	.543	11-7	\$
2016-17	Furman	23-11	.676	14-4	\$
2016-17	Drake**	7-24	.226	5-13	
2017-18	Drake	17-17	.500	10-8	\$
2017-18	Colorado State**	11-21	.343	4-14	
2018-19	Colorado State	12-20	.375	7-11	
2019-20	Colorado State	20-12	.625	11-7	\$*
2020-21	Colorado State!	20-8	.714	14-4#	\$
2021-22	Colorado State	25-5	.833	14-4	\$

\*\* Seasons prior to Medved taking over program

# School record for conference wins in a season

\$ Postseason action for the program (2020 postseason canceled due to COVID-19)

! Season shortened due to COVID-19 protocols

## Medved Moving Up The CSU Charts

### By Wins

Coach	Years	Gm	W	L	Pct.
Jim Williams (1955-80)	26	645	352	293	.546
Larry Eustachy (2012-18)	6	195	121	74	.621
Stew Morrill (1992-98)	7	207	121	86	.585
Dale Layer (2001-07)	7	209	103	106	.493
Niko Medved (2018-pres.)	5	154	91	63	.591

Coach	Years	Gm	W	L	Pct.
Boyd Grant (1988-91)	4	127	81	46	.638
Larry Eustachy (2012-18)	6	195	121	74	.621
Ritchie McKay (1999-2000)	2	60	37	23	.617
Niko Medved (2018-pres.)	5	154	91	63	.591

## Moby Arena Home Court Advantage

CSU has a record of 593-248 (.705) all-time at Moby Arena, including 44-13 (.772) the last four years.

2019-20's 12-4 mark had to do with some significant difference in major categories in favor of the Rams, with similarities returning in a 10-1 mark in 2020-21, tying for the fifth-best single-season win percentage in Moby.

Last year's 14-1 record at home follows a similar trend, as CSU tied for the second best home win percentage.

Colorado State had a 13-game home win streak that extended from the 2020-21 season to the 2021-22. It tied for the fourth-longest in arena history and sixth-longest in program history.

2019-20	PPG	FG%	Reb	PF	Ast	TO	Stl
Colorado St.	79.7	50.7	38.3	224	288	186	110
Opponents	70.2	43.8	35.7	306	197	213	90

2020-21	PPG	FG%	3P%	Reb	PF	Ast	TO
Colorado St.	80.1	51.1	40.2	34.9	188	192	153
Opponents	63.5	41.2	26.5	30.4	211	129	157

2021-22	PPG	FG%	3P%	Reb	PF	Ast	TO
Colorado St.	77.7	50.6	38.1	32.1	219	232	133
Opponents	66.3	42.7	33.4	30.3	261	163	184

2022-23	PPG	FG%	3P%	Reb	PF	Ast	TO
Colorado St.	81.1	52.2	42.9	30.2	258	325	151
Opponents	73.0	44.9	38.5	32.2	291	205	194

## Valuing the Ball

Colorado State did a good job taking care of the basketball in 2021-22. CSU finished 17th in the nation for fewest turnovers at 10.1 per game and 22nd in assist-to-turnover ratio at 1.41.

Isaiah Stevens was 51st in the nation with 4.7 assist per game and had an assist-to-turnover ratio of 2.83 to rank 13th.

This year CSU is right back to that formula ranking 55th in the nation in turnovers per game at a rate of 11.2 and 14th in assist-to-turnover ratio at 1.51.

Stevens has upped his impressive numbers from last year with 6.8 assists and a 3.08 ratio to rank fifth and ninth in the country.

## Find the Best Shot

A key to CSU's success in 2021-22 was not forcing bad shots. The Rams led the Mountain West and ranked 16th in the nation shooting 48.0% from the field.

The Rams also led the MWC with a 35.7% mark from behind the arc.

CSU is doing the same in 2022-23 shooting 49.3% from the field. That leads the Mountain West and is 10th in the nation.

The Rams are second in the conference in effective field goal percentage at 56.4%, that puts them 12th in the nation.

## Sharing is Caring

Ball movement and sharing the ball are key components of Niko Medved's offense. The Rams are averaging 16.8 assists per game in 2022-23. That ranks second in the Mountain West and 13th nationally.

Good ball movement and taking care of the ball has also helped the Rams turn in the 14th best assist-to-turnover ratio in the nation at 1.51.

CSU had 20 assists on 26 made shots against Southeastern Louisiana and every player who saw time on the court recorded an assist.

They followed it up with another 20 assists on 29 makes against Weber State.

The Rams had its best performance of the year when they recorded 24 assists on 33 makes against LMU and turned the ball over just four times.

CSU reached 20 assists for the second straight game against Northern Colorado with another 20.

Colorado State set the program's record for assists with 35 in the win over Peru State. Ten different players recorded at least one assist in the game led by Isaiah Stevens' 10.

CSU had an impressive 26 assists on 29 makes in its home game against Fresno State.

The Rams again eclipsed the 20 assist mark in the overtime win at UNLV with 25 on 31 makes.

The Rams have recorded 15-plus assists 19 times and 20-plus 10 times.

## Balance Offense

Colorado State has been giving its opponents fits on how to defend them with a balanced scoring output in 2022-23.

Six different Rams are scoring over 6.0 points a game, including three in double figures. The three are Isaiah Stevens (17.9), John Tonje (14.3) and Patrick Cartier (12.2).

In the win against Southeastern Louisiana, six players reached double digit points. It was the first time since 2020 that happened for CSU.

Against Weber State 10 of the 11 players that saw action scored a point with four finishing in double figures.

The Rams had six players reach double figures again against Peru State and repeated the feat of 10 of the 11 players to see action scoring.

All nine players to see action against Fresno State on January 7 scored and seven of the nine also recorded an assist in the win.

Once again all nine players who played against Wyoming on February 24 scored for the Rams. In the game Isaiah Stevens recorded 12 assists, one to every player but Patrick Cartier.

## Racking up the Mileage Points

Only one team competing in this year's Charleston Classic is traveling from outside the Eastern time zone. That would be CSU.

The Rams more than double the second furthest team traveling to Charleston



Team	City	Miles
Colorado State	Fort Collins, Co	1,769
Penn State	State College, Pa	730
Old Dominion	Norfolk, Va	445
Virginia Tech	Blacksburg, Va	381
Davidson	Davidson, NC	233
Furman	Greenville, SC	213
South Carolina	Columbia, SC	119
Charleston	Charleston, SC	0

### Coaches Show

The Coors Light Basketball Coaches Show is back again at Lucky Joe's Saloon. Hear from men's and women's head coaches Niko Medved and Ryun Williams each week to get the inside scoop in the teams.

Check CSURams.com and the team's social media channels for dates.

### Excellence Displayed

CSU had 25 wins in 2021-22 the third most in program history and the 83.3 winning percentage is the best.

The 14 home Moby wins tied for the 10th most in a single season.

The Rams had a winning road record for just the 15th time in program history.

The Rams finished at 14-4 in conference play, just the second time in school history that CSU had 14 wins in league play. It matched the team's 14-4 mark in 2020-21.

Season	Coach	W	L	Conf	W	L
2014-15	Larry Eustachy	27	7		13	5
2012-13	Larry Eustachy	26	9		11	5
<b>2021-22</b>	<b>Niko Medved</b>	<b>25</b>	<b>5</b>		<b>14</b>	<b>4</b>
2016-17	Larry Eustachy	24	12		13	5
1988-89	Boyd Grant	23	10		12	4
1953-54	Bill Strannigan	22	7		12	2

### Follow the Rams

To stay up to date on all things CSU men's basketball, visit CSURams.com and follow the team on Facebook, Instagram and Twitter at @CSUMBasketball.

### Medved Inks Amended Contract

Colorado State University and Coach Niko Medved agreed to an amended contract that will keep Medved in Fort Collins through the 2028-29 season last March.

In addition to the amended contract CSU add to the basketball staff salary and bonuses pool.

### New Faces

There are plenty of new faces on the 2022-23 roster that look to make a key impact. Graduate transfers Josiah Strong, Patrick Cartier and Joe Palmer bring college experience with them.

Meanwhile, freshman Tavi Jackson, Kyle Evans, Jack Payne and Luke Murphy aim to become key pieces early in their career.

### The Future

Colorado State inked a pair of future Rams during the early signing period in Forward Rashaan Mbema and guard Kyan Evans. Mbema comes to CSU from Austria while Evans is from Kansas City.

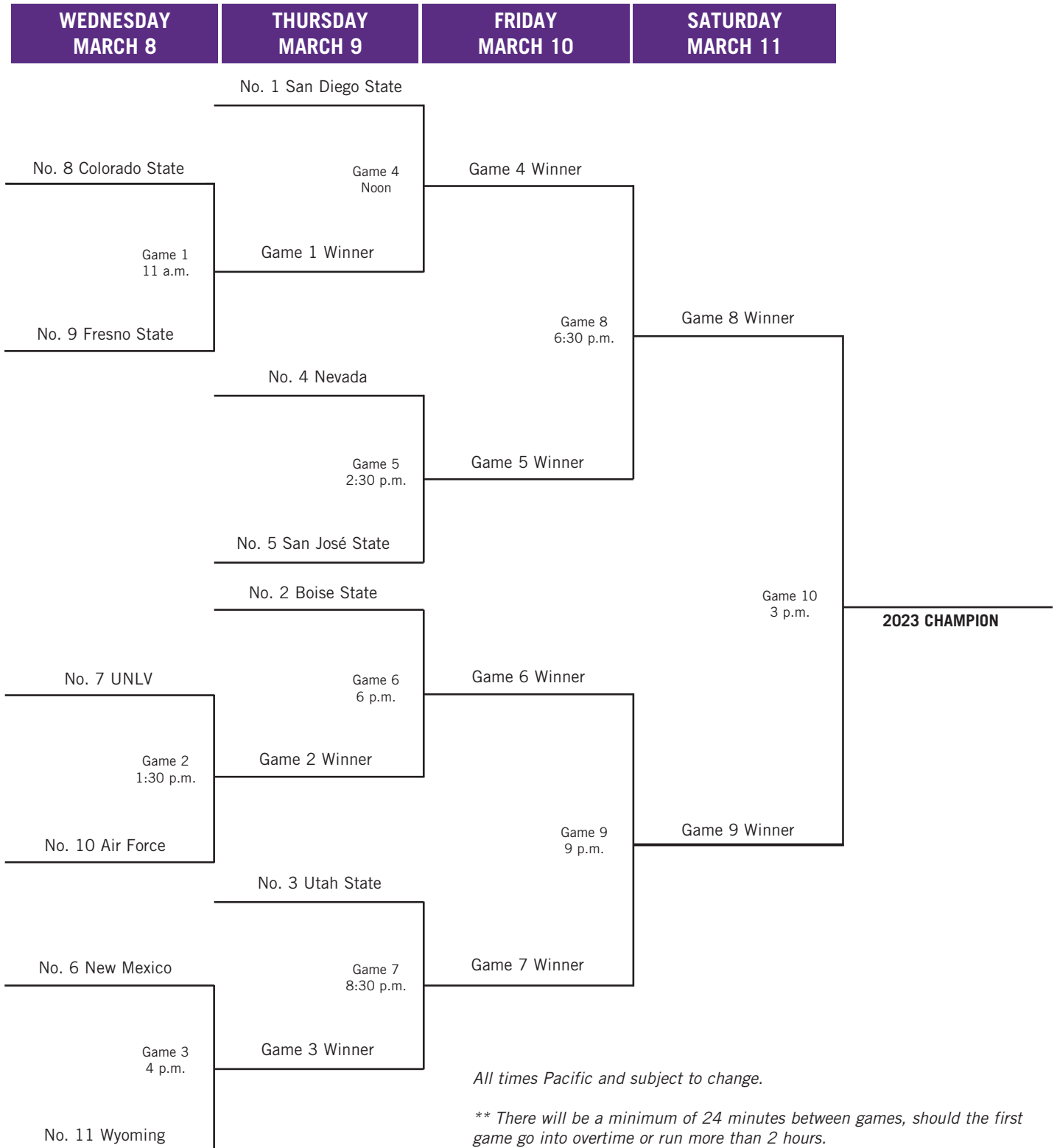
### What's Ahead

With a win Colorado State advances to face regular season champion and top seed San Diego State in the quarterfinals on Thursday at 1 pm MT / noon PT.

# 2023 MOUNTAIN WEST MEN'S BASKETBALL CHAMPIONSHIP

WEDNESDAY-SATURDAY, MARCH 8-11

THOMAS & MACK CENTER  
LAS VEGAS, NEVADA



All times Pacific and subject to change.

\*\* There will be a minimum of 24 minutes between games, should the first game go into overtime or run more than 2 hours.



### Mountain West Preseason Poll

	Team (1st Place Votes)	Points
1	San Diego State (16)	216
2	Wyoming (4)	204
3	Boise State	166
<b>4</b>	<b>Colorado State</b>	<b>156</b>
5	New Mexico	136
6	UNLV	110
7	Fresno State	101
8	Utah State	96
9	Nevada	73
10	San Jose State	35
11	Air Force	27

### Mountain West Preseason Team

Name	School	Position
Isaiah Stevens	Colorado State	G
Jamal Mashburn jr.	New Mexico	G
Matt Bradley	San Diego State	G
Graham Ike	Wyoming	F
Hunter Maldonado	Wyoming	G

### Mountain West Player of the Week

Nov. 12	Darrion Trammell, SDSU
Nov. 19	EJ Harkless, UNLV
Nov. 26	Morris Udeze, UNM
Dec. 5	Max Rice, BSU
Dec. 12	Noah Reynolds, UW
<b>Dec. 19</b>	<b>Isaiah Stevens, CSU</b>
Dec. 26	Will Baker, Nevada
Jan. 2	Matt Bradley, SDSU
Jan. 9	EJ Harkless, UNLV
Jan. 16	Jalen House, UNM
Jan. 23	Jamal Mashburn Jr, UNM
Jan. 30	EJ Harkless, UNLV
Feb. 6	Jarod Lucas, Nevada
Feb. 13	Matt Bradley, SDSU
Feb. 20	Max Shluga, USU
Feb. 27	Omari Moore, SJSU
Mar. 6	Steven Ashworth, USU

### Mountain West Freshman of the Week

Nov. 12	Darrion Williams, Nevada
Nov. 19	Darrion Williams, Nevada
Nov. 26	Corbin Green, AF
Dec. 5	Donovan Dent, UNM
Dec. 12	Rytis Petraitis, AF
Dec. 19	Rytis Petraitis, AF
Dec. 26	Rytis Petraitis, AF
Jan. 2	Rytis Petraitis, AF
Jan. 9	Nick Davidson, Nevada
Jan. 16	Marcell McCreary, AF
Jan. 23	Rytis Petraitis, AF
Jan. 30	Darrion Williams, Nevada
Feb. 6	Nate Barnhart, UW
Feb. 13	Darrion Williams, Nevada
Feb. 20	Rytis Petraitis, AF
Feb. 27	Darrion Williams, Nevada
Mar. 6	Darrion Williams, Nevada



### Mountain West Standing

Place	Team	Conference Record	Overall Record	Streak
1	San Diego State	15-3	24-6	W1
2	Boise State	13-5	23-8	L1
	Utah State	13-5	24-7	W5
4	Nevada	12-6	22-9	L2
5	San Jose State	10-8	19-12	W3
6	New Mexico	8-10	21-10	L1
7	UNLV	7-11	18-12	W1
8	Colorado State	6-12	14-17	W1
	Fresno State	6-12	11-19	W1
10	Air Force	5-13	14-17	L3
11	Wyoming	4-14	9-21	L1

### Mountain West Schedule

Saturday, January 28

Colorado State 59 at **Boise State 80**

Utah State 70 at Fresno State 53

San Jose State 51 at **San Diego State 72**

Nevada 62 at **UNLV 68**

Tuesday, January 31

**UNLV 83** at Colorado State 71

Boise State 59 at Air Force 52

Fresno State 62 at **Wyoming 85**

San Diego State 66 at **Nevada 75**

Wednesday, February 1

New Mexico 73 at **Utah State 84**

Friday, February 3

Boise State 52 at **San Diego State 72**

Fresno State 82 at UNLV 79

Air Force 52 at **Nevada 72**

Saturday, February 4

Utah State 88 at Colorado State 79

Wyoming 64 at **San Jose State 84**

Tuesday, February 7

Colorado State 69 at Air Force 53

Nevada 77 at New Mexico 76

San Jose State 62 at **Fresno State 70**

Wednesday, February 8

San Diego State 63 at Utah State 61

**UNLV 69** at Wyoming 59

Friday, February 10

New Mexico 77 at **Air Force 89**

Fresno State 66 at **Nevada 77**

Tuesday, February 14

Air Force 65 at **Utah State 80**

Wyoming 70 at New Mexico 56

San Jose State 75 at UNLV 66

Wednesday, February 15

Boise State 80 at Colorado State 78

San Diego State 45 at Fresno State 43

Friday, February 17

Air Force 75 at Wyoming 69

New Mexico 96 at San Jose State 68

Saturday, February 18

Colorado State 60 at Fresno State 57

Nevada 66 at **Utah State 75**

Sunday, February 19

UNLV 69 at **Boise State 73**

Tuesday, February 21

Colorado State 58 at **San Diego State 77**

Utah State 65 at Wyoming 55

Fresno State 74 at Air Force 69

San Jose State 51 at **Nevada 66**

Wednesday, February 22

New Mexico 77 at **Boise State 82**

Friday, February 24

Wyoming 71 at **Colorado State 84**

Air Force 53 at **UNLV 54**

Nevada 60 at Fresno State 56

Saturday, February 25

Boise State 68 at **San Jose State 74 (ot)**

San Diego State 73 at New Mexico 71

Monday, February 27

Nevada 71 at **Wyoming 80**

Tuesday, February 28

Colorado State 46 at **San Jose State 63**

San Diego State 60 at **Boise State 66**

Fresno State 80 at **New Mexico 94**

Wednesday, March 1

Utah State 91 at UNLV 66

Friday, March 3

New Mexico 84 at **Colorado State 92**

Saturday, March 4

San Jose State 63 at Air Force 61

**UNLV 69** at Nevada 67 (ot)

Chicago State 72 at **Fresno State 108**

Boise State 73 at **Utah State 86**

Wyoming 50 at **San Diego State 67**





## The Last Time The Rams Had...

### Player score 25 points:

John Tonje (25), vs Wyoming, Feb. 24, 2023

### Player score 30 points:

Isaiah Stevens (33), at UNLV, Jan. 14, 2023

### Player score 35 points:

Isaiah Stevens (35), vs. UNLV, Jan. 28, 2022

### Player score 40 points:

Marcus Walker (43), vs. Tennessee State, Nov. 17, 2007

### Player grab 15 rebounds:

Nico Carvacho (17), at Wyoming, Feb. 15, 2020

### Player grab 20 rebounds:

Nico Carvacho (20), vs. UNLV, March 9, 2019

### Player record a double-double:

Isaiah Stevens (17p, 13a), vs New Mexico, Mar. 3, 2023

### Two players record a double-double:

David Roddy (20p, 15r), Isaiah Stevens (12p 10a), vs. Boise State, Jan. 27, 2021

### A player record a triple-double:

Never

### A player dish out 10 assists:

Isaiah Stevens (13), vs. New Mexico, Mar. 3, 2023

### A player block five shots:

Stanton Kidd (5), vs. San Diego State, March 13, 2015

### A player collect five steals:

Taviontae Jackson (5), vs Mississippi Valley State, Nov. 26, 2022

### A player hit five+ three-point baskets:

Jalen Lake (5), vs San Diego State, Jan. 18, 2023

### A player make 10 free throws:

David Roddy (10-13), vs. Bradley (PJ), Nov. 19, 2021

### Two players score 20 points in a game:

Isaiah Stevens (20) and John Tonje (21), at Air Force, Feb. 7, 2023

### Three players score 20 points in a game:

Colton Iverson (26), Wes Eikmeier (22) and Dorian Green (20) vs. New Mexico, Feb. 23, 2013

### A player hit a last-second shot to win a game (last 30 seconds):

Isaiah Stevens, at UNLV, Jan. 14, 2023

### Two players grab 10 rebounds in a game:

Nico Carvacho (15) and Adam Thistlewood (10), vs. Wyoming, March 4, 2020

### Three players grab 10 rebounds in a game:

Emmanuel Omogbo (11), Gian Clavell (10), Nico Carvacho (10) vs San Diego State, Feb. 25, 2017

### Five players score in double figures:

Jalen Lake (17), Isaiah Stevens (16), Isaiah Rivera (14), John Tonje (13), Patrick Cartier (12), vs San Diego State, Jan. 18, 2023

### Six players score in double figures:

Isaiah Stevens (24), John Tonje (19), Patrick Cartier (12), James Moors (12), Isaiah Rivera (12), Baylor Hebb (10), vs Peru State, Dec. 11, 2022

### Seven players score in double figures:

vs. Fort Lewis; 1991-92

### A player play an entire game:

Isaiah Stevens (40), at San Diego State, Jan. 4, 2021

## The Last Time CSU...

### Scored 100 points or more:

Dec. 11, 2022 -- CSU 115, Peru State 72

### Scored less than 50 points:

Feb. 28, 2023 -- San Jose State 63, CSU 46

### Scored less than 50 points and won:

Dec. 5, 2007 -- CSU 44, Denver 40

### Allowed 100 points:

Dec. 21, 2019 -- CSU 111, at Tulsa 104 (3ot)

### Held an opponent to less than 40 points:

Nov. 21, 1999 -- CSU 73, Seattle University 31

### Held an opponent to less than 50 points:

Nov. 26, 2022 -- CSU 88, Mississippi Valley State 45

### Had 50+ rebounds:

Feb. 15, 2020 -- at Wyoming (52)

### Had 25+ assists:

Jan. 14, 2023 -- at UNLV (25)

### Had 10+ steals:

Dec. 21, 2022 -- vs USC (10)

### Held an opponent to less than 25% shooting:

Jan. 17, 2015, at San José State (20.8)

### Shot better than 70% from the field:

Dec. 15, 2001, vs. Denver (.710)

### Shot under 30% from the field:

Jan. 8, 2022, at San Diego State (12-43, .279)

### Shot better than 90% from the free throw line:

Feb. 24, 2023, vs Wyoming (19-21, .905)

### Attempted 40 free throws:

Feb. 15, 2020, at Wyoming (26-40, .650)

### Made 10 3-Pointers:

Mar. 3, 2023, vs New Mexico (11-20, .550)

### Won an overtime game:

Jan. 14, 2023 - CSU 82, at UNLV 81 (OT)

### Lost an overtime game:

Jan. 18, 2023 - San Diego State 82, vs CSU 76 (OT)

### Played a double-overtime game:

Dec. 21, 2019 -- CSU 111, at Tulsa 104 (3OT)

### Played a triple-overtime game:

Dec. 21, 2019 -- CSU 111, at Tulsa 104 (3OT)

### Defeated a Top 25 Team:

Jan. 2, 2021 -- CSU 70, at #23 San Diego State 67

### Had a 30-point win:

Dec. 11, 2022 -- CSU 115, Peru State 72

### Had a 40-point win:

Dec. 11, 2022 -- CSU 115, Peru State 72

### Had a 50-point win:

Jan. 14, 2015 -- CSU 98, Nevada 42

### Won Back-to-Back Road Games:

Feb. 7, 2023 at Air Force (69-53); Feb. 18, 2023 at Fresno State (60-57)

### Had a Double-Figure Victory Over MW Team:

Feb. 24, 2023 vs Wyoming (84-71)

## 2022-23 COLORADO STATE STARTING LINEUPS

Opponent	Score	Guard	Guard	Guard	Forward	Center	Points Scored	
							Starters	Bench
Gardner-Webb	W, 65-63	Hebb	Rivera	Lake	Tonje*	Moors	40	25
Southeastern Louisiana	W, 80-69	Hebb	Rivera	Lake	Tonje*	Moors	53	27
Weber State	W, 77-52	Hebb	Rivera	Lake	Tonje*	Moors	41	36
vs South Carolina	W, 85-53	Hebb	Rivera	Lake	Tonje*	Moors	58	27
at College of Charleston	L, 64-74	Hebb	Rivera	Lake	Tonje*	Moors	41	23
vs Penn State	L, 56-68	Hebb	Rivera	Lake	Tonje*	Moors	36	20
Mississippi Valley State	W, 88-45	Jackson	Rivera	Lake	Tonje*	Moors	66	22
Loyola Marymount	W, 87-71	Stevens	Rivera	Lake	Tonje*	Moors	70	17
Northern Colorado	L, 83-88	Stevens	Rivera	Lake	Tonje*	Moors	51	32
at Colorado	L, 65-93	Stevens	Rivera	Lake	Tonje*	Moors	40	25
Peru State	W, 115-72	Stevens	Jackson	Lake	Tonje*	Cartier	68	47
at Saint Mary's	W, 62-60	Stevens	Rivera	Tonje	Cartier	Moors	57	5
vs Southern California	L, 64-73	Stevens	Rivera	Tonje	Cartier	Moors	55	9
at New Mexico	L, 69-88	Stevens	Rivera	Tonje	Cartier	Moors	56	13
San Jose State	L, 70-78	Stevens	Palmer	Tonje	Cartier	Moors	52	18
at Nevada	L, 69-80	Stevens	Hebb	Rivera	Tonje*	Cartier	47	22
Fresno State	W, 79-57	Stevens	Rivera	Lake	Tonje*	Cartier	65	14
Air Force	L, 74-85 (ot)	Stevens	Rivera	Lake	Tonje*	Cartier	66	8
UNLV	W, 82-81 (ot)	Stevens	Rivera	Lake	Tonje*	Cartier	68	14
San Diego State	L, 76-82 (ot)	Stevens	Rivera	Lake	Tonje*	Moors	61	15
at Wyoming	L, 57-58	Stevens	Rivera	Lake	Tonje*	Cartier	49	8
at Boise State	L, 59-80	Stevens	Rivera	Lake	Tonje*	Cartier	52	7
UNLV	L, 71-83	Stevens	Rivera	Lake	Tonje*	Cartier	69	2
Utah State	L, 79-88	Stevens	Hebb	Rivera	Tonje*	Cartier	64	15
at Air Force	W, 69-53	Stevens	Hebb	Rivera	Tonje*	Cartier	56	13
Boise State	L, 78-80	Stevens	Hebb	Rivera	Tonje*	Cartier	68	10
at Fresno State	W, 60-57	Stevens	Hebb	Rivera	Tonje*	Cartier	46	14
at San Diego State	L, 58-77	Stevens	Hebb	Rivera	Tonje*	Cartier	39	19
Wyoming	W, 84-71	Stevens	Hebb	Rivera	Tonje*	Cartier	58	26
at San Jose State	L, 46-63	Stevens	Hebb	Rivera	Tonje*	Cartier	38	8
New Mexico	W, 92-84	Stevens	Hebb	Rivera	Tonje*	Moors	69	23
<b>Totals</b>							<b>1699</b> <b>(75.7%)</b>	<b>564</b> <b>(24.3%)</b>

\* Started an additional guard

### 2022-23 Rams Starting Lineups

Hebb	Rivera	Lake	Tonje*	Moors	4-2
Stevens	Hebb	Rivera	Tonje*	Cartier	3-4
<i>Stevens</i>	<i>Rivera</i>	<i>Lake</i>	<i>Tonje*</i>	<i>Moors</i>	2-3
Stevens	Rivera	Lake	Tonje*	Cartier	2-3
Jackson	Rivera	Lake	Tonje*	Moors	1-0
Stevens	Jackson	Lake	Tonje*	Cartier	1-0
Stevens	Rivera	Tonje	Cartier	Moors	1-2
Stevens	Palmer	Tonje	Cartier	Moors	0-1

\*Started additional guard  
Most recent lineup



# #0 Trace Young

Junior • Guard • 6-3 • 180 • Austin, Texas • Dripping Springs HS



- Walk-on for the Rams
- Seen minutes in 12 games
- Helped high school team to Texas 5A Regionals his senior season
- Texas District 25-5A Newcomer of the Year as a junior

## Game By Game

Opponent	Date	GS	MIN	Total		3-Pointers		Free throws		Rebounds				PF	A	TO	BLK	STL	PTS	AVG
				FG-FGA	PCT	3FG-3FGA	PCT	FT-FTA	PCT	OFF	DEF	TOT	AVG							
Weber St.	11/14/2022		01:25	0-0	.000	0-0	.000	0-0	.000	0	0	0	0.0	0	0	0	0	0	0	0.0
vs South Carolina	11/17/2022		02:12	0-2	.000	0-1	.000	0-0	.000	0	0	0	0.0	0	0	0	0	0	0.0	
Mississippi Val.	11/26/2022		01:10	0-0	.000	0-0	.000	0-0	.000	0	0	0	0.0	0	0	0	0	0	0.0	
at Colorado	12/08/2022		01:57	1-1	1.000	0-0	.000	0-0	.000	0	0	0	0.0	0	0	0	0	2	0.5	
Peru St.	12/11/2022		03:21	0-3	.000	0-1	.000	0-0	.000	0	0	0	0.0	0	0	0	0	0	0.4	
at New Mexico	12/28/2022		01:40	0-0	.000	0-0	.000	0-0	.000	0	0	0	0.0	0	0	0	0	0	0.3	
Utah St.	02/04/2023		06:30	0-1	.000	0-0	.000	0-0	.000	0	0	0	0.0	0	1	1	0	0	0.3	
at Air Force	02/07/2023		12:23	0-2	.000	0-1	.000	0-0	.000	0	0	0	0.0	1	0	0	0	0	0.3	
Boise St.	02/15/2023		00:12	0-0	.000	0-0	.000	0-0	.000	0	0	0	0.0	0	0	0	0	0	0.2	
at San Diego St.	02/21/2023		01:31	0-0	.000	0-0	.000	0-0	.000	0	0	0	0.0	0	1	0	0	0	0.2	
New Mexico	03/03/2023		00:27	0-0	.000	0-0	.000	0-0	.000	0	0	0	0.0	0	0	0	0	0	0.2	
<b>Totals</b>		<b>0</b>	<b>32:48</b>	<b>1-9</b>	<b>.111</b>	<b>0-3</b>	<b>.000</b>	<b>0-0</b>	<b>.000</b>	<b>0</b>	<b>0</b>	<b>0</b>	<b>0.0</b>	<b>1</b>	<b>2</b>	<b>1</b>	<b>0</b>	<b>0</b>	<b>2</b>	<b>0.2</b>

## Player Averages

Games Played	Minutes/game	Points/game	FG Pct	3FG Pct	FT Pct	Rebounds/game	Assists/game	Turnovers/game	Assist/Turnover ratio	Steals/game	Blocks/game
11	3.0	0.2	11.1	0.0	0.0	0.0	0.2	0.1	2.0	0.0	0.0

## Career Highs

Points	2	at Colorado (12/8/22)
Rebounds	-	
FG Made	1	at Colorado (12/8/22)
FG Attempted	3	Peru State (12/11/22)
3-pt made	-	
3-pt attempted	1	4 times (last at AF, 2/7/23)
FT made	-	
FT attempted	-	
Assists	1	2 times (last at SDSU, 2/21/23)
Steals	-	
Blocks	-	
Minutes	12	at Air Force (2/7/23)

## Season Highs

Points	2	at Colorado (12/8)
Rebounds	-	
FG Made	1	at Colorado (12/8)
FG Attempted	3	Peru State (12/11)
3-pt made	-	
3-pt attempted	1	3 times (last at AF, 2/7)
FT made	-	
FT attempted	-	
Assists	1	2 times (last at SDSU, 2/21)
Steals	-	
Blocks	-	
Minutes	12	at Air Force (2/7)

## Career Stats

SEASON	TEAM	GP-GS	MIN/AVG	Field Goals		3-Point		F-Throws		Rebounds				Scoring						
				FG-FGA	FG%	3FG-3FGA	3FG%	FT-FTA	FT%	OFF	DEF	TOT	AVG	PF-FO	A	TO	BLK	STL	PTS	AVG
2020-21	CSU	7-0	9/1.3	0-1	.000	0-1	.000	0-0	.000	0	0	0	0.0	1-0	0	1	0	0	0	0.0
2021-22	CSU	4-0	4/1.0	0-0	.000	0-0	.000	0-0	.000	0	0	0	0.0	0-0	0	0	0	0	0	0.0
2022-23	CSU	11-0	33/3.0	1-9	.111	0-3	.000	0-0	.000	0	0	0	0.0	1-0	2	1	0	0	2	0.2
<b>TOTAL</b>		<b>22-0</b>	<b>46/2.1</b>	<b>1-10</b>	<b>.100</b>	<b>0-4</b>	<b>.000</b>	<b>0-0</b>	<b>.000</b>	<b>0</b>	<b>0</b>	<b>0</b>	<b>0.0</b>	<b>2-0</b>	<b>2</b>	<b>2</b>	<b>0</b>	<b>0</b>	<b>2</b>	<b>0.1</b>

## 2022-23 CSU Men's Basketball Game Notes

# #1 John Tonje

Senior • Guard • 6-5 • 210 • Omaha, Neb. • Omaha Central HS



- Became consistent starter for team at the end of his junior season
- Third leading scorer on the 2021-22 team averaging 9.1 points per game
- Scored a career-high 31 points in 2021-22 season opener against Oral Roberts
- Led Omaha Central HS to state runner-up his senior season
- Was a USA Today All-State selection as a senior
- Led the state of Nebraska in scoring as a senior
- Finished his high school career with 1,050 points

## Game By Game

Opponent	Date	GS	MIN	Total			3-Pointers			Free throws			Rebounds				PF	A	TO	BLK	STL	PTS	AVG
				FG-FGA	PCT	3FG-3FGA	PCT	FT-FTA	PCT	OFF	DEF	TOT	AVG										
Gardner-Webb	11/07/2022	*	33:26	4-11	.364	3-5	.600	5-8	.625	0	4	4	4.0	3	0	4	0	0	16	16.0			
Southeastern La.	11/11/2022	*	33:15	3-8	.375	2-5	.400	5-8	.625	0	6	6	5.0	3	2	1	1	1	13	14.5			
Weber St.	11/14/2022	*	30:24	6-10	.600	0-2	.000	3-3	1.000	0	5	5	5.0	1	1	4	0	3	15	14.7			
vs South Carolina	11/17/2022	*	18:19	6-8	.750	2-4	.500	0-0	.000	1	1	2	4.3	3	1	3	0	1	14	14.5			
at Col. of Charleston	11/18/2022	*	28:42	4-8	.500	1-3	.333	0-0	.000	1	6	7	4.8	4	0	1	0	0	9	13.4			
vs Penn St.	11/20/2022	*	33:11	5-14	.357	2-7	.286	2-2	1.000	3	10	13	6.2	1	1	1	0	1	14	13.5			
Mississippi Val.	11/26/2022	*	27:34	8-16	.500	3-8	.375	6-6	1.000	3	4	7	6.3	1	2	2	1	0	25	15.1			
LMU (CA)	11/30/2022	*	35:39	8-12	.667	4-8	.500	3-3	1.000	1	6	7	6.4	2	1	1	0	2	23	16.1			
Northern Colo.	12/03/2022	*	33:02	1-7	.143	0-3	.000	4-6	.667	1	3	4	6.1	1	2	0	0	2	6	15.0			
at Colorado	12/08/2022	*	22:28	3-9	.333	1-4	.250	0-0	.000	0	3	3	5.8	3	0	3	0	1	7	14.2			
Peru St.	12/11/2022	*	23:51	7-8	.875	5-5	1.000	0-0	.000	2	2	4	5.6	0	1	1	1	1	19	14.6			
at Saint Mary's (CA)	12/18/2022	*	34:40	6-11	.545	2-4	.500	3-3	1.000	0	3	3	5.4	0	0	2	0	0	17	14.8			
vs Southern California	12/21/2022	*	35:58	1-8	.125	0-6	.000	4-6	.667	1	2	3	5.2	2	1	0	0	2	6	14.2			
at New Mexico	12/28/2022	*	31:30	5-8	.625	3-5	.600	3-3	1.000	0	3	3	5.1	1	0	1	0	1	16	14.3			
San Jose St.	12/31/2022	*	34:36	3-13	.231	2-6	.333	2-2	1.000	0	4	4	5.0	1	3	0	0	2	10	14.0			
at Nevada	01/04/2023	*	31:39	2-7	.286	1-5	.200	3-4	.750	2	3	5	5.0	0	1	4	1	0	8	13.6			
Fresno St.	01/07/2023	*	31:42	5-8	.625	3-6	.500	0-2	.000	1	5	6	5.1	0	4	1	0	0	13	13.6			
Air Force	01/10/2023	*	35:08	2-8	.250	1-4	.250	5-7	.714	0	3	3	4.9	3	4	5	1	1	10	13.4			
at UNLV	01/14/2023	*	31:15	3-7	.429	2-3	.667	4-4	1.000	0	5	5	4.9	3	1	2	0	0	12	13.3			
San Diego St.	01/18/2023	*	22:13	4-8	.500	3-7	.429	2-2	1.000	1	2	3	4.9	4	0	1	2	0	13	13.3			
at Wyoming	01/21/2023	*	31:18	3-8	.375	1-5	.200	5-6	.833	0	8	8	5.0	2	0	4	1	0	12	13.2			
at Boise St.	01/28/2023	*	30:59	4-11	.364	0-6	.000	0-0	.000	0	5	5	5.0	2	0	2	0	0	8	13.0			
UNLV	01/31/2023	*	33:47	5-12	.417	1-3	.333	6-7	.857	2	5	7	5.1	2	1	3	1	1	17	13.2			
Utah St.	02/04/2023	*	30:57	6-10	.600	2-5	.400	6-6	1.000	0	5	5	5.1	4	4	1	0	0	20	13.5			
at Air Force	02/07/2023	*	33:00	9-14	.643	2-3	.667	1-2	.500	0	3	3	5.0	2	1	1	1	1	21	13.8			
Boise St.	02/15/2023	*	35:38	5-11	.455	3-6	.500	3-3	1.000	0	4	4	5.0	0	3	2	0	1	16	13.8			
at Fresno St.	02/18/2023	*	36:04	3-8	.375	0-1	.000	4-5	.800	0	3	3	4.9	0	2	2	0	0	10	13.7			
at San Diego St.	02/21/2023	*	27:17	7-12	.583	1-3	.333	3-4	.750	0	3	3	4.8	2	1	1	0	1	18	13.9			
Wyoming	02/24/2023	*	32:59	7-15	.467	3-6	.500	8-8	1.000	0	6	6	4.9	1	3	2	0	0	25	14.2			
at San Jose St.	02/28/2023	*	33:45	3-11	.273	1-5	.200	0-1	.000	1	1	2	4.8	0	1	2	0	1	7	14.0			
New Mexico	03/03/2023	*	33:49	7-12	.583	3-7	.429	7-8	.875	1	4	5	4.8	0	2	2	1	0	24	14.3			
<b>Totals</b>			<b>31</b>	<b>968:05</b>	<b>145-313</b>	<b>.463</b>	<b>57-150</b>	<b>.380</b>	<b>97-119</b>	<b>.815</b>	<b>21</b>	<b>127</b>	<b>148</b>	<b>4.8</b>	<b>51</b>	<b>43</b>	<b>59</b>	<b>11</b>	<b>23</b>	<b>444</b>	<b>14.3</b>		

### Player Averages

Games Played	Minutes/game	Points/game	FG Pct	3FG Pct	FT Pct	Rebounds/game	Assists/game	Turnovers/game	Assist/Turnover ratio	Steals/game	Blocks/game
31	31.2	14.3	46.3	38.0	81.5	4.8	1.4	1.9	0.7	0.7	0.4

### Career Highs

Points	31	Oral Roberts (11/9/21)
Rebounds	13	vs Penn State (11/20/22)
FG Made	10	Oral Roberts (11/9/21)
FG Attempted	16	Mississippi Valley State (11/26/22)
3-pt made	5	Peru State (12/11/22)
3-pt attempted	8	2 times (last vs LMU, 11/30/22)
FT made	8	2 times (last vs UW, 2/24/23)
FT attempted	8	6 times (last vs UNM, 3/3/23)
Assists	4	3 times (last vs USU, 2/4/23)
Steals	3	vs Weber State (11/14/22)
Blocks	2	2 times (last vs SDSU, 1/18/23)
Minutes	36	5 times (last at FSU, 2/18/23)

### Season Highs

Points	25	2 times (last vs UW, 2/24)
Rebounds	13	vs Penn State (11/20)
FG Made	9	at Air Force (2/7)
FG Attempted	16	Mississippi Valley State (11/26)
3-pt made	5	Peru State (12/11)
3-pt attempted	8	2 times (last vs LMU, 11/30)
FT made	8	Wyoming (2/24)
FT attempted	8	4 times (last vs UNM, 3/3)
Assists	4	4 times (last vs USU, 2/4)
Steals	3	Weber State (11/14)
Blocks	2	San Diego State (1/18)
Minutes	36	4 times (last at FSU, 2/18)

## Career Stats

SEASON	TEAM	GP-GS	MIN/AVG	Field Goals		3-Point		F-Throws		Rebounds				Scoring						
				FG-FGA	FG%	3FG-3FGA	3FG%	FT-FTA	FT%	OFF	DEF	TOT	AVG	PF-FO	A	TO	BLK	STL	PTS	AVG
2019-20	CSU	31-0	263/8.5	35-76	.461	20-46	.435	21-31	.677	5	27	32	1.0	28-0	10	15	0	5	111	3.6
2020-21	CSU	28-1	564/20.1	56-144	.389	25-80	.313	48-56	.857	19	63	82	2.9	43-0	23	32	5	12	185	6.6
2021-22	CSU	30-12	759/25.3	89-193	.461	32-88	.364	64-78	.821	18	73	91	3.0	50-0	26	31	6	12	274	9.1
2022-23	CSU	31-31	968/31.2	145-313	.463	57-150	.380	97-119	.815	21	127	148	4.8	51-0	43	59	11	23	444	14.3
<b>TOTAL</b>		<b>120-44</b>	<b>2554/21.3</b>	<b>325-726</b>	<b>.448</b>	<b>134-364</b>	<b>.368</b>	<b>230-284</b>	<b>.810</b>	<b>63</b>	<b>290</b>	<b>353</b>	<b>2.9</b>	<b>172-0</b>	<b>102</b>	<b>137</b>	<b>22</b>	<b>52</b>	<b>1014</b>	<b>8.5</b>

# #2 Taviontae Jackson

Freshman • Guard • 6-2 • 165 • Las Vegas, Nev. • Las Vegas HS



- Averaged 26.3 points, 12.2 rebounds, 4.4 assists and 3.7 steals as a senior at Las Vegas HS
- Helped the school to its first NCAA 4A State semifinals since 1999
- McDonald's All-American Game nominee
- Class 4A All-Nevada team member

## Game By Game

Opponent	Date	GS	MIN	Total		3-Pointers		Free throws		Rebounds				PF	A	TO	BLK	STL	PTS	AVG
				FG-FGA	PCT	3FG-3FGA	PCT	FT-FTA	PCT	OFF	DEF	TOT	AVG							
Gardner-Webb	11/07/2022		26:29	3-4	.750	1-1	1.000	0-0	.000	0	3	3	3.0	1	3	1	1	0	7	7.0
Southeastern La.	11/11/2022		25:03	4-6	.667	0-2	.000	2-3	.667	2	3	5	4.0	4	3	4	0	0	10	8.5
Weber St.	11/14/2022		23:29	6-7	.857	2-2	1.000	0-0	.000	0	3	3	3.7	4	4	1	0	3	14	10.3
vs South Carolina	11/17/2022		20:45	2-4	.500	0-1	.000	2-2	1.000	1	6	7	4.5	2	4	2	0	1	6	9.3
at Col. of Charleston	11/18/2022		25:33	4-6	.667	0-1	.000	0-2	.000	1	2	3	4.2	4	5	3	0	1	8	9.0
vs Penn St.	11/20/2022		26:12	1-5	.200	1-3	.333	2-2	1.000	0	3	3	4.0	3	2	1	1	1	5	8.3
Mississippi Val.	11/26/2022	*	27:37	4-6	.667	1-3	.333	7-8	.875	0	7	7	4.4	3	4	3	0	5	16	9.4
LMU (CA)	11/30/2022		25:46	0-2	.000	0-0	.000	1-2	.500	0	5	5	4.5	2	5	0	0	1	1	8.4
Northern Colo.	12/03/2022		21:38	2-3	.667	0-0	.000	0-0	.000	1	0	1	4.1	1	5	1	0	0	4	7.9
at Colorado	12/08/2022		28:39	4-6	.667	1-2	.500	1-2	.500	0	3	3	4.0	2	2	0	0	1	10	8.1
Peru St.	12/11/2022	*	28:56	4-6	.667	0-1	.000	0-0	.000	2	3	5	4.1	3	7	3	0	4	8	8.1
San Jose St.	12/31/2022		14:09	1-1	1.000	0-0	.000	0-0	.000	1	2	3	4.0	5	1	1	0	1	2	7.6
at Nevada	01/04/2023		24:37	3-4	.750	1-1	1.000	0-0	.000	1	2	3	3.9	4	4	1	0	2	7	7.5
Fresno St.	01/07/2023		14:15	1-1	1.000	1-1	1.000	0-0	.000	1	3	4	3.9	3	3	1	0	0	3	7.2
Air Force	01/10/2023		12:24	0-2	.000	0-1	.000	0-1	.000	1	0	1	3.7	3	0	1	1	1	0	6.7
at UNLV	01/14/2023		27:22	0-2	.000	0-0	.000	0-0	.000	0	3	3	3.7	4	6	2	0	0	0	6.3
San Diego St.	01/18/2023		10:51	0-2	.000	0-0	.000	0-0	.000	0	0	0	3.5	1	1	4	0	1	0	5.9
at Wyoming	01/21/2023		15:41	1-3	.333	0-2	.000	0-0	.000	0	1	1	3.3	1	0	2	0	1	2	5.7
at Boise St.	01/28/2023		11:38	0-4	.000	0-1	.000	0-0	.000	2	0	2	3.3	0	0	1	0	0	0	5.4
UNLV	01/31/2023		22:42	0-3	.000	0-1	.000	0-0	.000	1	0	1	3.2	2	1	1	0	0	0	5.2
Boise St.	02/15/2023		26:57	1-4	.250	0-2	.000	0-0	.000	0	3	3	3.1	4	3	2	0	0	2	5.0
at Fresno St.	02/18/2023		19:45	1-3	.333	0-1	.000	2-2	1.000	2	6	8	3.4	2	0	2	0	1	4	5.0
at San Diego St.	02/21/2023		24:31	3-4	.750	0-0	.000	1-2	.500	3	4	7	3.5	3	0	2	0	1	7	5.0
Wyoming	02/24/2023		13:09	2-3	.667	1-2	.500	0-0	.000	0	3	3	3.5	3	1	1	0	1	5	5.0
at San Jose St.	02/28/2023		23:01	1-4	.250	1-2	.500	0-0	.000	0	5	5	3.6	3	2	1	0	1	3	5.0
New Mexico	03/03/2023		11:38	0-0	.000	0-0	.000	0-0	.000	2	5	7	3.7	4	0	0	1	0	0	4.8
<b>Totals</b>			<b>2 552:46</b>	<b>48-95</b>	<b>.505</b>	<b>10-30</b>	<b>.333</b>	<b>18-26</b>	<b>.692</b>	<b>21</b>	<b>75</b>	<b>96</b>	<b>3.7</b>	<b>71</b>	<b>66</b>	<b>41</b>	<b>4</b>	<b>27</b>	<b>124</b>	<b>4.8</b>

## Player Averages

Games Played	Minutes/game	Points/game	FG Pct	3FG Pct	FT Pct	Rebounds/game	Assists/game	Turnovers/game	Assist/Turnover ratio	Steals/game	Blocks/game
26	21.3	4.8	50.5	33.3	69.2	3.7	2.5	1.6	1.6	1.0	0.2

## Career Highs

Points	16	Mississippi Valley St (11/26/22)
Rebounds	8	at Fresno State (2/18/23)
FG Made	6	Weber State (11/14/22)
FG Attempted	7	Weber State (11/14/22)
3-pt made	2	Weber State (11/14/22)
3-pt attempted	3	2 times (last vs MVSU, 11/26/22)
FT made	7	Mississippi Valley St (11/26/22)
FT attempted	8	Mississippi Valley St (11/26/22)
Assists	7	Peru State (12/11/22)
Steals	5	Mississippi Valley St (11/26/22)
Blocks	1	5 times (last vs UNM, 3/3/23)
Minutes	29	2 times (last vs PSC, 12/11/22)

## Season Highs

Points	16	Mississippi Valley St (11/26)
Rebounds	8	at Fresno State (2/18)
FG Made	6	Weber State (11/14)
FG Attempted	7	Weber State (11/14)
3-pt made	2	Weber State (11/14)
3-pt attempted	3	2 times (last vs MVSU, 11/26)
FT made	7	Mississippi Valley St (11/26)
FT attempted	8	Mississippi Valley St (11/26)
Assists	7	Peru State (12/11)
Steals	5	Mississippi Valley St (11/26)
Blocks	1	5 times (last vs UNM, 3/3)
Minutes	29	2 times (last vs PSC, 12/11)

## Career Stats

SEASON	TEAM	GP-GS	MIN/AVG	Field Goals		3-Point		F-Throws		Rebounds				Scoring						
				FG-FGA	FG%	3FG-3FGA	3FG%	FT-FTA	FT%	OFF	DEF	TOT	AVG	PF-FO	A	TO	BLK	STL	PTS	AVG
2022-23	CSU	26-2	553/21.3	48-95	.505	10-30	.333	18-26	.692	21	75	96	3.7	71-1	66	41	4	27	124	4.8
<b>TOTAL</b>		<b>26-2</b>	<b>553/21.3</b>	<b>48-95</b>	<b>.505</b>	<b>10-30</b>	<b>.333</b>	<b>18-26</b>	<b>.692</b>	<b>21</b>	<b>75</b>	<b>96</b>	<b>3.7</b>	<b>71-1</b>	<b>66</b>	<b>41</b>	<b>4</b>	<b>27</b>	<b>124</b>	<b>4.8</b>

# #3 Josiah Strong

Graduate • Guard • 6-4 • 195 • Brooklyn Park, Minn. • Illinois State



- Graduate transfer from Illinois State
- Shot 40.9% behind the arc in 2021-22 at ISU, ranking 25th in the NCAA
- Made 2.58 threes per game in 2021-22 to rank 76th in the nation
- Played at Iowa Western Junior College prior to Illinois State earning NJCAA honorable mention All-America honors
- Started his college career at Navy

## Game By Game

Opponent	Date	GS	MIN	Total		3-Pointers			Free throws		Rebounds				PF	A	TO	BLK	STL	PTS	AVG
				FG-FGA	PCT	3FG-3FGA	PCT	FT-FTA	PCT	OFF	DEF	TOT	AVG								
Weber St.	11/14/2022		13:04	3-3	1.000	2-2	1.000	0-0	.000	0	1	1	1.0	0	0	0	1	8	8.0		
vs South Carolina	11/17/2022		22:46	1-7	.143	1-5	.200	0-0	.000	0	4	4	2.5	0	3	0	2	3	5.5		
at Col. of Charleston	11/18/2022		21:46	1-7	.143	1-5	.200	0-0	.000	1	1	2	2.3	1	0	2	0	3	4.7		
vs Penn St.	11/20/2022		18:51	1-5	.200	0-3	.000	0-0	.000	0	2	2	2.3	2	1	1	0	2	4.0		
Mississippi Val.	11/26/2022		15:37	2-7	.286	2-6	.333	3-4	.750	0	2	2	2.2	4	1	2	0	9	5.0		
at Saint Mary's (CA)	12/18/2022		23:30	0-2	.000	0-2	.000	0-0	.000	0	4	4	2.5	0	3	0	1	1	0	4.2	
vs Southern California	12/21/2022		27:42	2-7	.286	2-6	.333	0-0	.000	0	2	2	2.4	3	3	0	0	1	6	4.4	
<b>Totals</b>		<b>0</b>	<b>143:16</b>	<b>10-38</b>	<b>.263</b>	<b>8-29</b>	<b>.276</b>	<b>3-4</b>	<b>.750</b>	<b>1</b>	<b>16</b>	<b>17</b>	<b>2.4</b>	<b>10</b>	<b>11</b>	<b>5</b>	<b>1</b>	<b>5</b>	<b>31</b>	<b>4.4</b>	

## Career Highs (2018-19, Navy; 2020-22 Ill. St.)

Points	26	at Chicago State (12/11/21)
Rebounds	6	(7 times, last vs UNI, 3/4/22)
FG Made	8	3 times (last vs Ball St, 12/18/21)
FG Attempted	15	2 times (last vs BU, 1/20/21)
3-pt made	6	2 times (last vs Ball St, 12/18/21)
3-pt attempted	10	2 times (last vs UNI, 2/15/22)
FT made	6	2 times (last vs UML, 11/28/20)
FT attempted	7	Greenville (12/2/20)
Assists	11	Greenville (12/2/20)
Steals	4	Bradley (1/20/21)
Blocks	2	2 times (last vs Valpo, 1/23/21)
Minutes	43	Northern Iowa (2/27/21)

## Season Highs

Points	9	Mississippi Valley Stae (11/26)
Rebounds	4	2 times (last at SMC, 12/18)
FG Made	3	Weber State (11/14)
FG Attempted	7	4 times (last vs USC, 12/21)
3-pt made	2	3 times (last vs USC, 12/21)
3-pt attempted	6	2 times (last vs USC, 12/21)
FT made	3	Mississippi Valley State (11/26)
FT attempted	4	Mississippi Valley State (11/26)
Assists	3	3 times (last vs USC, 12/21)
Steals	2	vs South Carolina (11/17)
Blocks	1	at Saint Mary's (12/18)
Minutes	28	vs Southern California (12/21)

## Player Averages

Games Played	Minutes/game	Points/game	FG Pct	3FG Pct	FT Pct	Rebounds/game	Assists/game	Turnovers/game	Assist/Turnover ratio	Steals/game	Blocks/game
7	20.5	4.4	26.3	27.6	75.0	2.4	1.6	0.7	2.2	0.7	0.1

## Career Stats

SEASON	TEAM	GP-GS	MIN/AVG	Field Goals		3-Point		F-Throws		Rebounds				Scoring						
				FG-FGA	FG%	3FG-3FGA	3FG%	FT-FTA	FT%	OFF	DEF	TOT	AVG	PF-FO	A	TO	BLK	STL	PTS	AVG
2018-19	Navy	31-0	325/10.5	34-90	.378	17-47	.362	11-12	.917	5	19	24	0.8	27-0	30	20	1	9	96	3.1
2020-21	ILS	22-18	659/30.0	93-223	.417	39-105	.371	29-41	.707	1	57	58	2.6	38-0	59	30	5	21	254	11.5
2021-22	ILS	33-26	1075/32.6	131-326	.402	85-208	.409	31-43	.721	6	104	110	3.3	53-1	71	40	4	34	378	11.5
2022-23	CSU	7-0	143/20.5	10-38	.263	8-29	.276	3-4	.750	1	16	17	2.4	10-0	11	5	1	5	31	4.4
<b>TOTAL FOR CSU</b>		<b>7-0</b>	<b>143/20.5</b>	<b>10-38</b>	<b>.263</b>	<b>8-29</b>	<b>.276</b>	<b>3-4</b>	<b>.750</b>	<b>1</b>	<b>16</b>	<b>17</b>	<b>2.4</b>	<b>10-0</b>	<b>11</b>	<b>5</b>	<b>1</b>	<b>5</b>	<b>31</b>	<b>4.4</b>
<b>TOTAL</b>		<b>93-44</b>	<b>2203/23.7</b>	<b>268-677</b>	<b>.396</b>	<b>149-389</b>	<b>.383</b>	<b>74-100</b>	<b>.740</b>	<b>13</b>	<b>196</b>	<b>209</b>	<b>2.2</b>	<b>128-1</b>	<b>171</b>	<b>95</b>	<b>11</b>	<b>69</b>	<b>759</b>	<b>8.2</b>

# #4 Isaiah Stevens

Senior • Guard • 6-0 • 185 • Allen Texas • Allen HS



- 2022-23 Bob Cousy Award Preseason Watch List
- 2022-23 Preseason All-Mountain West Team
- 2021-22 Bob Cousy Award Finalist
- 2021-22 & 2020-21 Second Team All-Mountain West
- 2021-22 USBWA All-District selection
- 2021-22 & 2020-21 NABC Second Team All-District
- 2021-22 CoSIDA First Team Academic All-District
- 2019-20 Mountain West Freshman of the Year
- 2019-20 Third Team All-Mountain West (coaches)
- 2019-20 Honorable Mention All-Mountain West (media)

## Game By Game

Opponent	Date	GS	MIN	Total		3-Pointers		Free throws		Rebounds				PF	A	TO	BLK	STL	PTS	AVG	
				FG-FGA	PCT	3FG-3FGA	PCT	FT-FTA	PCT	OFF	DEF	TOT	AVG								
LMU (CA)	11/30/2022	*	18:30	5-11	.455	1-2	.500	2-3	.667	0	3	3	3.0	0	4	0	0	0	13	13.0	
Northern Colo.	12/03/2022	*	27:19	7-13	.538	3-5	.600	3-3	1.000	1	3	4	3.5	3	4	2	0	0	20	16.5	
at Colorado	12/08/2022	*	29:12	6-9	.667	3-4	.750	0-0	.000	0	2	2	3.0	0	3	5	0	0	15	16.0	
Peru St.	12/11/2022	*	27:46	9-11	.818	4-6	.667	2-2	1.000	0	3	3	3.0	2	10	0	0	2	24	18.0	
at Saint Mary's (CA)	12/18/2022	*	38:58	9-16	.563	1-3	.333	4-5	.800	0	1	1	2.6	2	5	1	0	0	23	19.0	
vs Southern California	12/21/2022	*	39:12	5-15	.333	0-5	.000	5-6	.833	0	1	1	2.3	3	9	4	0	4	15	18.3	
at New Mexico	12/28/2022	*	38:04	4-15	.267	1-6	.167	1-2	.500	1	0	1	2.1	2	7	5	1	0	10	17.1	
San Jose St.	12/31/2022	*	37:29	7-16	.438	2-6	.333	8-10	.800	0	4	4	2.4	2	10	0	0	0	24	18.0	
at Nevada	01/04/2023	*	35:46	6-12	.500	1-4	.250	3-3	1.000	1	4	5	2.7	2	4	1	0	0	16	17.8	
Fresno St.	01/07/2023	*	37:54	5-10	.500	2-5	.400	4-4	1.000	0	3	3	2.7	1	6	2	0	1	16	17.6	
Air Force	01/10/2023	*	43:35	6-22	.273	1-5	.200	4-4	1.000	2	2	4	2.8	0	4	0	0	1	17	17.5	
at UNLV	01/14/2023	*	42:17	12-22	.545	8-16	.500	1-1	1.000	0	8	8	3.3	3	9	2	1	2	33	18.8	
San Diego St.	01/18/2023	*	44:12	6-17	.353	1-7	.143	3-3	1.000	2	3	5	3.4	2	11	1	1	2	16	18.6	
at Wyoming	01/21/2023	*	38:49	6-11	.545	3-4	.750	0-0	.000	2	8	10	3.9	0	7	2	0	0	15	18.4	
at Boise St.	01/28/2023	*	33:30	6-12	.500	2-5	.400	5-6	.833	0	0	0	3.6	1	5	1	0	2	19	18.4	
UNLV	01/31/2023	*	38:46	5-11	.455	2-4	.500	6-7	.857	0	2	2	3.5	2	7	2	0	2	18	18.4	
Utah St.	02/04/2023	*	39:55	11-21	.524	1-7	.143	2-2	1.000	1	0	1	3.4	4	8	4	0	0	25	18.8	
at Air Force	02/07/2023	*	36:02	9-13	.692	2-3	.667	0-0	.000	0	2	2	3.3	0	4	2	0	1	20	18.8	
Boise St.	02/15/2023	*	37:59	6-12	.500	3-3	1.000	2-2	1.000	2	2	4	3.3	1	12	3	0	0	17	18.7	
at Fresno St.	02/18/2023	*	40:00	7-13	.538	1-3	.333	2-2	1.000	0	5	5	3.4	2	4	4	0	0	17	18.7	
at San Diego St.	02/21/2023	*	37:40	7-13	.538	0-2	.000	1-1	1.000	1	0	1	3.3	1	2	3	0	2	15	18.5	
Wyoming	02/24/2023	*	38:32	6-10	.600	1-2	.500	2-3	.667	1	3	4	3.3	2	12	0	1	1	15	18.3	
at San Jose St.	02/28/2023	*	36:27	4-12	.333	1-5	.200	1-3	.333	0	3	3	3.3	3	3	5	0	0	10	18.0	
New Mexico	03/03/2023	*	39:04	5-15	.333	0-2	.000	7-7	1.000	1	4	5	3.4	2	13	4	1	0	17	17.9	
<b>Totals</b>			<b>24</b>	<b>876:58</b>	<b>159-332</b>	<b>.479</b>	<b>44-114</b>	<b>.386</b>	<b>68-79</b>	<b>.861</b>	<b>15</b>	<b>66</b>	<b>81</b>	<b>3.4</b>	<b>40</b>	<b>163</b>	<b>53</b>	<b>5</b>	<b>20</b>	<b>430</b>	<b>17.9</b>

## Player Averages

Games Played	Minutes/game	Points/game	FG Pct	3FG Pct	FT Pct	Rebounds/game	Assists/game	Turnovers/game	Assist/Turnover ratio	Steals/game	Blocks/game
24	36.5	17.9	47.9	38.6	86.1	3.4	6.8	2.2	3.1	0.8	0.2

## Career Highs

Points	35	UNLV (1/28/22)
Rebounds	10	at Wyoming (1/21/23)
FG Made	12	2 times (last at UNLV, 1/14/23)
FG Attempted	22	2 times (last at UNLV, 1/14/23)
3-pt made	8	at UNLV (1/14/23)
3-pt attempted	16	at UNLV (1/14/23)
FT made	11	at Utah State (1/21/21)
FT attempted	13	at Utah State (1/21/21)
Assists	13	New Mexico (3/3/23)
Steals	5	vs Tulsa (12/21/19)
Blocks	2	Oral Roberts (11/9/21)
Minutes	44	2 times (last vs SDSU, 1/18/23)

## Season Highs

Points	33	at UNLV (1/14)
Rebounds	10	at Wyoming (1/21)
FG Made	12	at UNLV (1/14)
FG Attempted	22	2 times (last at UNLV, 1/14)
3-pt made	8	at UNLV (1/14)
3-pt attempted	16	at UNLV (1/14)
FT made	8	San Jose State (12/31)
FT attempted	10	San Jose State (12/31)
Assists	13	New Mexico (3/3)
Steals	4	vs Southern California (12/21)
Blocks	1	5 times (last vs UNM, 3/3)
Minutes	44	2 times (last vs SDSU, 1/18)

## Career Stats

SEASON TEAM	GP-GS	MIN/AVG	Field Goals		3-Point		F-Throws		Rebounds				Scoring							
			FG-FGA	FG%	3FG-3FGA	3FG%	FT-FTA	FT%	OFF	DEF	TOT	AVG	PF-FO	A	TO	BLK	STL	PTS	AVG	
2019-20	CSU	32-32	1044/32.6	147-315	.467	46-121	.380	84-103	.816	13	86	99	3.1	44-0	144	71	2	26	424	13.3
2020-21	CSU	28-28	984/35.1	151-325	.465	50-117	.427	77-89	.865	13	106	119	4.3	55-1	152	86	2	31	429	15.3
2021-22	CSU	31-31	1074/34.7	165-358	.461	43-114	.377	83-92	.902	11	88	99	3.2	57-1	147	52	4	38	456	14.7
2022-23	CSU	24-24	877/36.5	159-332	.479	44-114	.386	68-79	.861	15	66	81	3.4	40-0	163	53	5	20	430	17.9
<b>TOTAL</b>		<b>115-115</b>	<b>3979/34.6</b>	<b>622-1330</b>	<b>.468</b>	<b>183-466</b>	<b>.393</b>	<b>312-363</b>	<b>.860</b>	<b>52</b>	<b>346</b>	<b>398</b>	<b>3.5</b>	<b>196-2</b>	<b>606</b>	<b>262</b>	<b>13</b>	<b>115</b>	<b>1739</b>	<b>15.1</b>

# #5 Baylor Hebb

Junior • Guard • 6-2 • 180 • Colleyville, Texas • Loyola Chicago



- Started career at Loyola Chicago
- Saw limited action with the Rams his first season playing in 11 contests.
- 3-start recruit out of Colleyville Heritage High School
- Ranked the No. 38 shooting guard in the nation
- Named Texas 7-5A Offensive Player of the Year as a junior
- Scored 1,852 points in high school

## Game By Game

Opponent	Date	GS	MIN	Total		3-Pointers		Free throws		Rebounds				PF	A	TO	BLK	STL	PTS	AVG	
				FG-FGA	PCT	3FG-3FGA	PCT	FT-FTA	PCT	OFF	DEF	TOT	AVG								
Gardner-Webb	11/07/2022	*	19:35	1-3	.333	0-1	.000	0-0	.000	0	2	2	2.0	2	2	3	1	0	2	2.0	
Southeastern La.	11/11/2022	*	22:38	2-3	.667	0-1	.000	2-3	.667	1	4	5	3.5	3	3	0	1	6	4.0		
Weber St.	11/14/2022	*	26:07	0-3	.000	0-1	.000	1-2	.500	0	2	2	3.0	2	6	0	1	0	1	3.0	
vs South Carolina	11/17/2022	*	20:21	1-2	.500	0-0	.000	1-3	.333	0	3	3	3.0	5	5	1	0	1	3	3.0	
at Col. of Charleston	11/18/2022	*	14:27	3-5	.600	1-2	.500	0-0	.000	0	1	1	2.6	3	1	1	0	1	7	3.8	
vs Penn St.	11/20/2022	*	13:48	0-1	.000	0-1	.000	0-0	.000	0	0	0	2.2	2	1	1	0	0	0	3.2	
Mississippi Val.	11/26/2022		12:23	2-3	.667	1-2	.500	0-0	.000	0	3	3	2.3	1	0	2	0	0	5	3.4	
LMU (CA)	11/30/2022		08:18	0-1	.000	0-0	.000	0-0	.000	0	1	1	2.1	1	1	1	0	0	0	3.0	
Northern Colo.	12/03/2022		05:49	0-1	.000	0-0	.000	0-0	.000	0	0	0	1.9	2	2	0	0	0	0	2.7	
at Colorado	12/08/2022		04:02	0-0	.000	0-0	.000	1-2	.500	0	1	1	1.8	1	0	1	0	0	1	2.5	
Peru St.	12/11/2022		13:10	4-4	1.000	1-1	1.000	1-2	.500	0	2	2	1.8	1	4	0	0	0	10	3.2	
at Saint Mary's (CA)	12/18/2022		15:08	1-1	1.000	0-0	.000	0-0	.000	0	2	2	1.8	5	0	1	0	3	2	3.1	
vs Southern California	12/21/2022		13:27	1-1	1.000	0-0	.000	0-0	.000	0	1	1	1.8	4	0	1	0	0	2	3.0	
at New Mexico	12/28/2022		18:08	1-1	1.000	0-0	.000	0-1	.000	0	1	1	1.7	3	2	0	0	2	2	2.9	
San Jose St.	12/31/2022		15:47	1-3	.333	1-2	.500	1-2	.500	1	0	1	1.7	3	1	1	0	0	4	3.0	
at Nevada	01/04/2023	*	08:42	0-1	.000	0-1	.000	0-0	.000	0	0	0	1.6	3	0	1	0	0	0	2.8	
Fresno St.	01/07/2023		09:07	1-3	.333	0-0	.000	0-0	.000	0	0	0	1.5	2	1	0	0	0	2	2.8	
Air Force	01/10/2023		05:11	0-0	.000	0-0	.000	0-0	.000	0	0	0	1.4	1	1	0	0	0	0	2.6	
at UNLV	01/14/2023		06:16	0-1	.000	0-1	.000	0-0	.000	0	2	2	1.4	0	1	1	0	0	0	2.5	
San Diego St.	01/18/2023		04:17	0-0	.000	0-0	.000	0-0	.000	0	0	0	1.4	1	0	0	0	0	0	2.4	
at Wyoming	01/21/2023		01:11	0-0	.000	0-0	.000	0-0	.000	0	0	0	1.3	0	0	1	0	0	0	2.2	
at Boise St.	01/28/2023		08:17	0-1	.000	0-0	.000	0-0	.000	1	2	3	1.4	0	1	0	0	0	0	2.1	
UNLV	01/31/2023		06:46	0-1	.000	0-1	.000	0-0	.000	0	0	0	1.3	1	0	0	0	0	0	2.0	
Utah St.	02/04/2023	*	28:12	2-4	.500	0-1	.000	1-2	.500	0	2	2	1.3	5	0	1	0	1	5	2.2	
at Air Force	02/07/2023	*	31:35	1-2	.500	0-0	.000	0-0	.000	0	5	5	1.5	2	1	1	0	1	2	2.2	
Boise St.	02/15/2023	*	11:53	2-2	1.000	0-0	.000	0-0	.000	0	0	0	1.4	4	0	0	0	0	4	2.2	
at Fresno St.	02/18/2023	*	09:19	0-2	.000	0-0	.000	0-0	.000	0	2	2	1.4	0	2	1	0	1	0	2.1	
at San Diego St.	02/21/2023	*	14:43	0-4	.000	0-1	.000	2-2	1.000	2	0	2	1.5	1	1	1	0	0	2	2.1	
Wyoming	02/24/2023	*	12:04	2-2	1.000	1-1	1.000	1-1	1.000	0	1	1	1.4	2	1	2	0	1	6	2.3	
at San Jose St.	02/28/2023	*	09:02	1-2	.500	0-1	.000	0-0	.000	0	0	0	1.4	3	0	0	0	0	2	2.3	
New Mexico	03/03/2023		12:43	3-4	.750	1-1	1.000	0-0	.000	1	1	2	1.4	2	0	0	0	1	7	2.4	
<b>Totals</b>			<b>14</b>	<b>402:26</b>	<b>29-61</b>	<b>.475</b>	<b>6-19</b>	<b>.316</b>	<b>11-20</b>	<b>.550</b>	<b>6</b>	<b>38</b>	<b>44</b>	<b>1.4</b>	<b>65</b>	<b>37</b>	<b>25</b>	<b>2</b>	<b>13</b>	<b>75</b>	<b>2.4</b>

### Player Averages

Games Played	Minutes/game	Points/game	FG Pct	3FG Pct	FT Pct	Rebounds/game	Assists/game	Turnovers/game	Assist/Turnover ratio	Steals/game	Blocks/game
31	13.0	2.4	47.5	31.6	55.0	1.4	1.2	0.8	1.5	0.4	0.1

### Career Highs (2020-21 Loyola (Chi.))

Points	17	St. Francis (IL) (12/22/20)
Rebounds	5	2 times (last at AF, 2/7/23)
FG Made	6	St. Francis (IL) (12/22/20)
FG Attempted	9	St. Francis (IL) (12/22/20)
3-pt made	2	St. Francis (IL) (12/22/20)
3-pt attempted	3	2 times (last vs Lewis, 12/5/20)
FT made	4	St. Francis (IL) (12/22/20)
FT attempted	7	St. Francis (IL) (12/22/20)
Assists	6	vs Weber State (11/14/22)
Steals	3	at Saint Mary's (12/18/22)
Blocks	1	3 times (last vs WSU, 11/14/22)
Minutes	32	at Air Force (2/7/23)

### Season Highs

Points	10	Peru State (12/11)
Rebounds	5	2 times (last at AF, 2/7)
FG Made	4	Peru State (12/11)
FG Attempted	5	at Charleston (11/18)
3-pt made	1	6 times (last vs UNM, 3/3)
3-pt attempted	2	3 times (last vs SJSU, 12/31)
FT made	2	2 times (last at SDSU, 2/21)
FT attempted	3	2 times (last vs USC, 11/17)
Assists	6	Weber State (11/14)
Steals	3	at Saint Mary's (12/18)
Blocks	1	2 times (last vs WSU, 11/14)
Minutes	32	at Air Force (2/7)

## Career Stats

SEASON	TEAM	GP-GS	MIN/AVG	Field Goals		3-Point		F-Throws		Rebounds				Scoring						
				FG-FGA	FG%	3FG-3FGA	3FG%	FT-FTA	FT%	OFF	DEF	TOT	AVG	PF-FO	A	TO	BLK	STL	PTS	AVG
2020-21	Loyola	19-0	163/8.6	21-41	.512	3-9	.333	25-37	.676	1	17	18	0.9	11-0	10	14	1	6	70	3.7
2021-22	CSU	11-0	38/3.4	3-6	.500	0-0	.000	0-0	.000	0	1	1	0.1	3-0	2	4	0	0	6	0.5
2022-23	CSU	31-14	402/13.0	29-61	.475	6-19	.316	11-20	.550	6	38	44	1.4	65-3	37	25	2	13	75	2.4
<b>TOTAL FOR CSU</b>		<b>42-14</b>	<b>440/10.5</b>	<b>32-67</b>	<b>.478</b>	<b>6-19</b>	<b>.316</b>	<b>11-20</b>	<b>.550</b>	<b>6</b>	<b>39</b>	<b>45</b>	<b>1.1</b>	<b>68-3</b>	<b>39</b>	<b>29</b>	<b>2</b>	<b>13</b>	<b>81</b>	<b>1.9</b>
<b>TOTAL</b>		<b>61-14</b>	<b>603/9.9</b>	<b>53-108</b>	<b>.491</b>	<b>9-28</b>	<b>.321</b>	<b>36-57</b>	<b>.632</b>	<b>7</b>	<b>56</b>	<b>63</b>	<b>1.0</b>	<b>79-3</b>	<b>49</b>	<b>43</b>	<b>3</b>	<b>19</b>	<b>151</b>	<b>2.5</b>

## 2022-23 CSU Men's Basketball Game Notes

# #10 James Moors

Redshirt Junior • Forward/Center • 6-10 • 260 • Auckland, New Zealand • Westlake Boys



- Red shirted in 2019-20
- Consistent presences in the line up since redshirt freshman season
- Shot a team-high 65.8% from the field in 2021-22
- Played for New Zealand at the 2019 FIBA U19 World Cup
- Competed in the FIBA U18 Asian Championship
- Represented New Zealand at the Buenos Aries 2018 Olympic Youth games

## Game By Game

Opponent	Date	GS	MIN	Total		3-Pointers		Free throws		Rebounds				PF	A	TO	BLK	STL	PTS	AVG	
				FG-FGA	PCT	3FG-3FGA	PCT	FT-FTA	PCT	OFF	DEF	TOT	AVG								
Gardner-Webb	11/07/2022	*	19:33	2-3	.667	0-0	.000	2-2	1.000	0	3	3	3.0	2	1	1	1	1	6	6.0	
Southeastern La.	11/11/2022	*	18:04	5-5	1.000	1-1	1.000	0-0	.000	1	1	2	2.5	0	1	1	1	2	11	8.5	
Weber St.	11/14/2022	*	15:19	1-5	.200	0-1	.000	1-5	.200	1	6	7	4.0	3	2	1	1	1	3	6.7	
vs South Carolina	11/17/2022	*	26:10	10-12	.833	2-2	1.000	2-4	.500	3	6	9	5.3	1	0	0	1	1	24	11.0	
at Col. of Charleston	11/18/2022	*	17:52	2-5	.400	0-0	.000	2-3	.667	1	2	3	4.8	1	1	1	0	0	6	10.0	
vs Penn St.	11/20/2022	*	15:53	1-6	.167	0-1	.000	2-3	.667	1	6	7	5.2	2	2	2	0	0	4	9.0	
Mississippi Val.	11/26/2022	*	16:35	3-4	.750	0-0	.000	1-3	.333	1	3	4	5.0	0	0	1	0	2	7	8.7	
LMU (CA)	11/30/2022	*	21:53	1-3	.333	0-2	.000	0-0	.000	0	3	3	4.8	0	3	0	0	0	2	7.9	
Northern Colo.	12/03/2022	*	18:13	5-8	.625	1-2	.500	3-4	.750	0	3	3	4.6	1	1	0	1	0	14	8.6	
at Colorado	12/08/2022	*	19:01	1-4	.250	0-0	.000	1-3	.333	1	3	4	4.5	3	1	0	2	0	3	8.0	
Peru St.	12/11/2022		13:12	4-6	.667	0-1	.000	4-5	.800	0	6	6	4.6	0	1	0	0	1	12	8.4	
at Saint Mary's (CA)	12/18/2022	*	22:29	3-5	.600	1-2	.500	1-2	.500	1	3	4	4.6	3	1	3	0	0	8	8.3	
vs Southern California	12/21/2022	*	15:32	0-1	.000	0-1	.000	0-0	.000	1	3	4	4.5	3	1	2	0	1	0	7.7	
at New Mexico	12/28/2022	*	20:10	1-6	.167	0-3	.000	0-0	.000	0	3	3	4.4	2	1	2	1	1	2	7.3	
San Jose St.	12/31/2022	*	22:19	2-3	.667	0-0	.000	0-0	.000	0	3	3	4.3	0	0	0	2	0	4	7.1	
at Nevada	01/04/2023		16:07	1-2	.500	1-1	1.000	0-0	.000	0	3	3	4.3	1	0	1	1	0	3	6.8	
Fresno St.	01/07/2023		15:15	3-5	.600	0-1	.000	0-2	.000	0	4	4	4.2	1	0	1	1	1	6	6.8	
Air Force	01/10/2023		14:21	2-4	.500	0-0	.000	0-0	.000	1	2	3	4.2	1	1	0	0	0	4	6.6	
at UNLV	01/14/2023		23:59	4-5	.800	0-0	.000	1-2	.500	1	8	9	4.4	4	1	3	0	0	9	6.7	
San Diego St.	01/18/2023	*	23:54	0-1	.000	0-0	.000	1-2	.500	0	8	8	4.6	4	0	2	4	0	1	6.5	
at Wyoming	01/21/2023		14:12	3-6	.500	0-2	.000	0-4	.000	0	4	4	4.6	2	0	1	1	0	6	6.4	
at Boise St.	01/28/2023		14:39	2-4	.500	0-0	.000	1-3	.333	0	0	0	4.4	1	2	0	0	0	5	6.4	
UNLV	01/31/2023		12:49	1-2	.500	0-0	.000	0-1	.000	0	2	2	4.3	2	0	2	0	0	2	6.2	
Utah St.	02/04/2023		18:16	5-8	.625	0-1	.000	3-3	1.000	1	6	7	4.4	0	0	2	1	13	6.5		
at Air Force	02/07/2023		16:36	3-6	.500	0-0	.000	1-2	.500	3	4	7	4.5	2	0	1	1	0	7	6.5	
Boise St.	02/15/2023		12:25	2-2	1.000	1-1	1.000	0-0	.000	0	1	1	4.3	0	0	1	0	0	5	6.4	
at Fresno St.	02/18/2023		13:21	0-0	.000	0-0	.000	0-0	.000	0	6	6	4.4	0	0	3	0	0	0	6.2	
at San Diego St.	02/21/2023		16:30	2-4	.500	0-1	.000	0-0	.000	1	1	2	4.3	2	0	0	0	0	4	6.1	
Wyoming	02/24/2023		25:49	4-6	.667	0-2	.000	8-9	.889	1	4	5	4.3	4	1	2	1	0	16	6.4	
at San Jose St.	02/28/2023		16:32	0-0	.000	0-0	.000	0-0	.000	1	1	2	4.3	0	0	1	0	1	0	6.2	
New Mexico	03/03/2023	*	21:38	4-5	.800	0-0	.000	0-0	.000	1	4	5	4.3	4	0	0	1	0	8	6.3	
<b>Totals</b>			<b>16</b>	<b>558:39</b>	<b>77-136</b>	<b>.566</b>	<b>7-25</b>	<b>.280</b>	<b>34-60</b>	<b>.567</b>	<b>21</b>	<b>112</b>	<b>133</b>	<b>4.3</b>	<b>49</b>	<b>21</b>	<b>32</b>	<b>22</b>	<b>13</b>	<b>195</b>	<b>6.3</b>

## Player Averages

Games Played	Minutes/game	Points/game	FG Pct	3FG Pct	FT Pct	Rebounds/game	Assists/game	Turnovers/game	Assist/Turnover ratio	Steals/game	Blocks/game
31	18.0	6.3	56.6	28.0	56.7	4.3	0.7	1.0	0.7	0.4	0.7

## Career Highs

Points	24	vs South Carolina (11/17/22)
Rebounds	9	2 times (last at UNLV, 1/14/23)
FG Made	10	vs South Carolina (11/17/22)
FG Attempted	12	vs South Carolina (11/17/22)
3-pt made	2	vs South Carolina (11/17/22)
3-pt attempted	3	2 times (last at UNM, 12/28/22)
FT made	8	Wyoming (2/24/23)
FT attempted	9	Wyoming (2/24/23)
Assists	4	at Nevada (2/8/22)
Steals	2	6 times (last vs MVSU, 11/26/22)
Blocks	4	San Diego State (1/18/23)
Minutes	31	at Nevada (3/5/21)

## Season Highs

Points	24	vs South Carolina (11/17)
Rebounds	9	2 times (last at UNLV, 1/14)
FG Made	10	vs South Carolina (11/17)
FG Attempted	12	vs South Carolina (11/17)
3-pt made	2	vs South Carolina (11/17)
3-pt attempted	3	at New Mexico (12/28)
FT made	8	Wyoming (2/24)
FT attempted	9	Wyoming (2/24)
Assists	3	Loyola Marymount (11/30)
Steals	2	2 times (last vs MVSU, 11/26)
Blocks	4	San Diego State (1/18)
Minutes	26	2 times (last vs UW, 2/24)

## Career Stats

SEASON	TEAM	GP-GS	MIN/AVG	Field Goals		3-Point		F-Throws		Rebounds				Scoring						
				FG-FGA	FG%	3FG-3FGA	3FG%	FT-FTA	FT%	OFF	DEF	TOT	AVG	PF-FO	A	TO	BLK	STL	PTS	AVG
2020-21	CSU	28-21	537/19.2	70-139	.504	2-20	.100	24-44	.545	29	70	99	3.5	51-1	31	42	19	14	166	5.9
2021-22	CSU	31-0	382/12.3	52-79	.658	0-2	.000	21-36	.583	28	49	77	2.5	38-0	23	20	11	8	125	4.0
2022-23	CSU	31-16	559/18.0	77-136	.566	7-25	.280	34-60	.567	21	112	133	4.3	49-0	21	32	22	13	195	6.3
<b>TOTAL</b>		<b>90-37</b>	<b>1478/16.4</b>	<b>199-354</b>	<b>.562</b>	<b>9-47</b>	<b>.191</b>	<b>79-140</b>	<b>.564</b>	<b>78</b>	<b>231</b>	<b>309</b>	<b>3.4</b>	<b>138-1</b>	<b>75</b>	<b>94</b>	<b>52</b>	<b>35</b>	<b>486</b>	<b>5.4</b>

# #11 Jack Payne

Freshman • Guard • 6-6 • 195 • Boise, Idaho • Owyhee HS



- Led Owyhee High School to Idaho Class 5A state title in the school's first year
- All-Idaho Basketball Class 5A first team
- Averaged 11.7 points, 6.8 rebounds, 3.8 assists, 2.7 steals and 2.3 blocks as a senior
- 5A Southern Idaho Conference Defensive Player of the Year as a junior at Boise High School
- Played quarterback on the football team

## Game By Game

Career Highs	
Points	-
Rebounds	-
FG Made	-
FG Attempted	-
3-pt made	-
3-pt attempted	-
FT made	-
FT attempted	-
Assists	-
Steals	-
Blocks	-
Minutes	-
Season Highs	
Points	-
Rebounds	-
FG Made	-
FG Attempted	-
3-pt made	-
3-pt attempted	-
FT made	-
FT attempted	-
Assists	-
Steals	-
Blocks	-
Minutes	-

## Career Stats





# #14 Luke Murphy

Freshman • Guard • 6-2 • 170 • Calabasas, Calif. • Southern California Academy



## Game By Game

Career Highs	
Points	-
Rebounds	-
FG Made	-
FG Attempted	-
3-pt made	-
3-pt attempted	-
FT made	-
FT attempted	-
Assists	-
Steals	-
Blocks	-
Minutes	-
Season Highs	
Points	-
Rebounds	-
FG Made	-
FG Attempted	-
3-pt made	-
3-pt attempted	-
FT made	-
FT attempted	-
Assists	-
Steals	-
Blocks	-
Minutes	-


## Career Stats





# #22 Nick Bassett

Senior • Forward • 6-5 • 205 • Colorado Springs, Colo. • Nebraska Wesleyan



- Transferred to CSU from Nebraska Wesleyan as a walk-on
- Seen action in eight games over his career
- A part of Nebraska Wesleyan team that advanced to second round of Division III tournament in 2019-20
- All-Pikes Peak Athletic conference honorable mention junior and senior season at Cheyenne Mountain High School

## Game By Game

Opponent	Date	GS	MIN	Total		3-Pointers		Free throws		Rebounds				PF	A	TO	BLK	STL	PTS	AVG
				FG-FGA	PCT	3FG-3FGA	PCT	FT-FTA	PCT	OFF	DEF	TOT	AVG							
New Mexico	03/03/2023		00:27	0-1	.000	0-1	.000	0-0	.000	0	0	0	0.0	0	0	0	0	0	0	0.0
<b>Totals</b>		<b>0</b>	<b>00:27</b>	<b>0-1</b>	<b>.000</b>	<b>0-1</b>	<b>.000</b>	<b>0-0</b>	<b>.000</b>	<b>0</b>	<b>0</b>	<b>0</b>	<b>0.0</b>	<b>0</b>	<b>0</b>	<b>0</b>	<b>0</b>	<b>0</b>	<b>0</b>	<b>0.0</b>

## Player Averages

Games Played	Minutes/game	Points/game	FG Pct	3FG Pct	FT Pct	Rebounds/game	Assists/game	Turnovers/game	Assist/Turnover ratio	Steals/game	Blocks/game
1	0.5	0.0	0.0	0.0	0.0	0.0	0.0	0.0	0.0	0.0	0.0

## Career Highs

Points	3	Northern Arizona (12/14/20)
Rebounds	-	
FG Made	1	2 times (last vs UNM, 3/3/21)
FG Attempted	2	New Mexico (3/3/21)
3-pt made	1	Northern Arizona (12/14/20)
3-pt attempted	1	4 times (vs UNM,3/3/23)
FT made	-	
FT attempted	-	
Assists	-	
Steals	-	
Blocks	-	
Minutes	2	Peru State (11/14/21)

## Season Highs

Points	-	
Rebounds	-	
FG Made	-	
FG Attempted	-	
3-pt made	-	
3-pt attempted	1	New Mexico (3/3)
FT made	-	
FT attempted	-	
Assists	-	
Steals	-	
Blocks	-	
Minutes	1	New Mexico (3/3)

## Career Stats

SEASON	TEAM	GP-GS	MIN/AVG	Field Goals		3-Point		F-Throws		Rebounds				Scoring							
				FG-FGA	FG%	3FG-3FGA	3FG%	FT-FTA	FT%	OFF	DEF	TOT	AVG	PF	FO	A	TO	BLK	STL	PTS	AVG
2020-21	CSU	4-0	4/1.1	2-3	.667	1-2	.500	0-0	.000	0	0	0	0.0	1-0	0	0	0	0	0	5	1.3
2021-22	CSU	4-0	4/0.9	0-1	.000	0-1	.000	0-0	.000	0	0	0	0.0	0-0	0	0	0	0	0	0	0.0
2022-23	CSU	1-0	0/0.5	0-1	.000	0-1	.000	0-0	.000	0	0	0	0.0	0-0	0	0	0	0	0	0	0.0



# #32 Kyle Evans

Freshman • Forward • 6-10 • 200 • Aliso Viejo, Calif. • Santa Margarita Catholic HS



- Second team All-Trinity League as a senior
- Helped school to No. 3 final ranking in Orange County
- Made it to the second round of the CIF Southern Section Division I Playoffs
- High School advanced to CIF Southern California Regional title in 2021
- Pitched for baseball team helping to CIF Southern Section Championships

## Game By Game

Opponent	Date	GS	MIN	Total		3-Pointers		Free throws		Rebounds				PF	A	TO	BLK	STL	PTS	AVG	
				FG-FGA	PCT	3FG-3FGA	PCT	FT-FTA	PCT	OFF	DEF	TOT	AVG								
Gardner-Webb	11/07/2022		02:39	0-0	.000	0-0	.000	0-0	.000	0	2	2	2.0	0	0	0	0	0	0	0.0	
Southeastern La.	11/11/2022		03:10	0-1	.000	0-0	.000	0-0	.000	0	1	1	1.5	0	1	0	0	0	0.0		
Weber St.	11/14/2022		08:52	2-2	1.000	0-0	.000	1-2	.500	0	2	2	1.7	0	2	0	0	0	5	1.7	
vs South Carolina	11/17/2022		02:52	0-1	.000	0-1	.000	0-0	.000	0	1	1	1.5	1	0	0	0	0	0.3		
Mississippi Val.	11/26/2022		07:41	0-0	.000	0-0	.000	1-4	.250	0	3	3	1.8	0	2	0	2	2	1.2		
at Colorado	12/08/2022		04:46	0-0	.000	0-0	.000	2-2	1.000	0	0	0	1.5	0	0	0	0	0	2	1.3	
Peru St.	12/11/2022		08:44	2-2	1.000	0-0	.000	0-0	.000	1	1	2	1.6	0	3	0	0	1	4	1.7	
at Saint Mary's (CA)	12/18/2022		08:00	0-0	.000	0-0	.000	0-0	.000	1	0	1	1.5	2	0	0	0	0	1.5		
vs Southern California	12/21/2022		05:16	0-3	.000	0-1	.000	1-2	.500	1	1	2	1.6	0	0	3	1	1	1.4		
at New Mexico	12/28/2022		19:50	3-5	.600	0-2	.000	1-2	.500	2	3	5	1.9	3	0	1	0	0	7	2.0	
San Jose St.	12/31/2022		10:54	1-2	.500	0-0	.000	0-0	.000	0	5	5	2.2	0	0	0	0	0	2	2.0	
<b>Totals</b>			<b>0</b>	<b>82:44</b>	<b>8-16</b>	<b>.500</b>	<b>0-4</b>	<b>.000</b>	<b>6-12</b>	<b>.500</b>	<b>5</b>	<b>19</b>	<b>24</b>	<b>2.2</b>	<b>6</b>	<b>8</b>	<b>4</b>	<b>3</b>	<b>4</b>	<b>22</b>	<b>2.0</b>

## Player Averages

Games Played	Minutes/game	Points/game	FG Pct	3FG Pct	FT Pct	Rebounds/game	Assists/game	Turnovers/game	Assist/Turnover ratio	Steals/game	Blocks/game
11	7.5	2.0	50.0	0.0	50.0	2.2	0.7	0.4	2.0	0.4	0.3

## Career Highs

Points	7	at New Mexico (12/28/22)
Rebounds	5	2 times (last vs SJSU, 12/31/22)
FG Made	3	at New Mexico (12/28/22)
FG Attempted	5	at New Mexico (12/28/22)
3-pt made	-	
3-pt attempted	2	at New Mexico (12/28/22)
FT made	2	at Colorado (12/8/22)
FT attempted	4	Mississippi Valley St (11/26/22)
Assists	3	Peru State (12/11/22)
Steals	2	Mississippi Valley St (11/26/22)
Blocks	2	Mississippi Valley St (11/26/22)
Minutes	20	at New Mexico (12/28/22)

## Season Highs

Points	7	at New Mexico (12/28)
Rebounds	5	2 times (last vs SJSU, 12/31)
FG Made	3	at New Mexico (12/28)
FG Attempted	5	at New Mexico (12/28)
3-pt made	-	
3-pt attempted	2	at New Mexico (12/28)
FT made	2	at Colorado (12/8)
FT attempted	4	Mississippi Valley St (11/26)
Assists	3	Peru State (12/11)
Steals	2	Mississippi Valley St (11/26)
Blocks	2	Mississippi Valley St (11/26)
Minutes	20	at New Mexico (12/28)

## Career Stats

SEASON	TEAM	GP-GS	MIN/AVG	Field Goals		3-Point		F-Throws		Rebounds				Scoring						
				FG-FGA	FG%	3FG-3FGA	3FG%	FT-FTA	FT%	OFF	DEF	TOT	AVG	PF-FO	A	TO	BLK	STL	PTS	AVG
2022-23	CSU	11-0	83/7.5	8-16	.500	0-4	.000	6-12	.500	5	19	24	2.2	6-0	8	4	3	4	22	2.0
<b>TOTAL</b>		<b>11-0</b>	<b>83/7.5</b>	<b>8-16</b>	<b>.500</b>	<b>0-4</b>	<b>.000</b>	<b>6-12</b>	<b>.500</b>	<b>5</b>	<b>19</b>	<b>24</b>	<b>2.2</b>	<b>6-0</b>	<b>8</b>	<b>4</b>	<b>3</b>	<b>4</b>	<b>22</b>	<b>2.0</b>

# #35 Jacob Jennissen

Junior • Center • 7-1 • 240 • Sauk Centre, Minn. • Sauk Centre Secondary



- Missing 2022-23 season due to knee injury
- Seen limited action as a Ram
- Top 10 center in state of Minnesota
- Class AA Preseason first team All-State by PrepHoops.com
- Averaged 15 points, 9.7 rebounds as a junior
- Missed most of his senior season due to an injury
- Played AAU basketball for Minnesota Matrix

## Game By Game

Career Highs		
Points	2	Air Force (3/1/21)
Rebounds	1	2 times (last vs PSC, 11/14/21)
FG Made	1	Air Force (3/1/21)
FG Attempted	1	2 times (last vs UALR, 12/1/21)
3-pt made	-	
3-pt attempted	1	Arkansas-Little Rock (12/1/21)
FT made	-	
FT attempted	-	
Assists	-	
Steals	-	
Blocks	-	
Minutes	2	Peru State (11/14/21)
Season Highs		
Points	-	
Rebounds	-	
FG Made	-	
FG Attempted	-	
3-pt made	-	
3-pt attempted	-	
FT made	-	
FT attempted	-	
Assists	-	
Steals	-	
Blocks	-	
Minutes	-	

## Career Stats

SEASON	TEAM	GP-GS	MIN/AVG	Field Goals		3-Point		F-Throws		Rebounds				Scoring						
				FG-FGA	FG%	3FG-3FGA	3FG%	FT-FTA	FT%	OFF	DEF	TOT	AVG	PF-FO	A	TO	BLK	STL	PTS	AVG
2020-21	CSU	1-0	1/1.2	1-1	1.000	0-0	.000	0-0	.000	0	1	1	1.0	0-0	0	0	0	0	2	2.0
2021-22	CSU	5-0	6/1.2	0-1	.000	0-1	.000	0-0	.000	0	1	1	0.2	1-0	0	0	0	0	0	0.0
<b>TOTAL</b>		<b>6-0</b>	<b>7/1.2</b>	<b>1-2</b>	<b>.500</b>	<b>0-1</b>	<b>.000</b>	<b>0-0</b>	<b>.000</b>	<b>0</b>	<b>2</b>	<b>2</b>	<b>0.3</b>	<b>1-0</b>	<b>0</b>	<b>0</b>	<b>0</b>	<b>0</b>	<b>2</b>	<b>0.3</b>



# 2022-23 Overall Stats

Overall: 14-17 • Conference: 6-12 • Home: 9-7 • Away: 4-8 • Neutral: 1-2

No.	Player	Total			3-Point		F-Trow		Rebounds																		
		GP-GS	MIN	AVG	FG-FGA	FG%	3FG-3FGA	3FG%	FT-FTA	FT%	OFF	DEF	TOT	AVG	PF	DQ	A	TO	BLK	STL	PTS	AVG					
4	STEVENS, Isaiah	24-24	876:58	36.5	159-332	.479	44-114	.386	68-79	.861	15	66	81	3.4	40	0	163	53	5	20	430	17.9					
1	TONJE, John	31-31	968:05	31.2	145-313	.463	57-150	.380	97-119	.815	21	127	148	4.8	51	0	43	59	11	23	444	14.3					
12	CARTIER, Patrick	31-19	674:03	21.7	152-234	.650	15-34	.441	62-90	.689	26	68	94	3.0	73	0	36	43	2	16	381	12.3					
23	RIVERA, Isaiah	31-29	883:36	28.5	98-205	.478	32-84	.381	48-63	.762	14	95	109	3.5	64	1	61	31	14	32	276	8.9					
15	LAKE, Jalen	24-19	707:55	29.5	66-159	.415	41-108	.380	9-10	.900	5	55	60	2.5	34	0	61	26	6	10	182	7.6					
10	MOORS, James	31-16	558:39	18.0	77-136	.566	7-25	.280	34-60	.567	21	112	133	4.3	49	0	21	32	22	13	195	6.3					
2	JACKSON, Taviontae	26-2	552:46	21.3	48-95	.505	10-30	.333	18-26	.692	21	75	96	3.7	71	1	66	41	4	27	124	4.8					
3	STRONG, Josiah	7-0	143:16	20.5	10-38	.263	8-29	.276	3-4	.750	1	16	17	2.4	10	0	11	5	1	5	31	4.4					
20	PALMER, Joe	31-1	391:08	12.6	37-86	.430	19-52	.365	8-8	1.000	19	54	73	2.4	40	0	14	12	3	11	101	3.3					
5	HEBB, Baylor	31-14	402:26	13.0	29-61	.475	6-19	.316	11-20	.550	6	38	44	1.4	65	3	37	25	2	13	75	2.4					
32	EVANS, Kyle	11-0	82:44	7.5	8-16	.500	0-4	.000	6-12	.500	5	19	24	2.2	6	0	8	4	3	4	22	2.0					
0	YOUNG, Trace	11-0	32:48	3.0	1-9	.111	0-3	.000	0-0	.000	0	0	0	0.0	1	0	2	1	0	0	2	0.2					
22	BASSETT, Nick	1-0	00:27	0.5	0-1	.000	0-1	.000	0-0	.000	0	0	0	0.0	0	0	0	0	0	0	0	0.0					
Team											28	44	72						14								
<b>Total</b>		<b>31</b>	<b>6275</b>		<b>830-1685</b>	<b>.493</b>	<b>239-653</b>	<b>.366</b>	<b>364-491</b>	<b>.741</b>	<b>182</b>	<b>769</b>	<b>951</b>	<b>30.7</b>	<b>504</b>	<b>5</b>	<b>523</b>	<b>346</b>	<b>73</b>	<b>174</b>	<b>2263</b>	<b>73.0</b>					
<b>Opponents</b>		<b>31</b>	<b>6275</b>		<b>782-1745</b>	<b>.448</b>	<b>282-762</b>	<b>.370</b>	<b>380-516</b>	<b>.736</b>	<b>277</b>	<b>739</b>	<b>1016</b>	<b>32.8</b>	<b>514</b>	<b>6</b>	<b>394</b>	<b>373</b>	<b>93</b>	<b>179</b>	<b>2226</b>	<b>71.8</b>					

## Team Statistics

	CSU	OPP
<b>Scoring</b>	<b>2263</b>	<b>2226</b>
Points per game	73.0	71.8
Scoring margin	+1.2	-
<b>Field goals-att</b>	<b>830-1685</b>	<b>782-1745</b>
Field goal pct	.493	.448
<b>3 point fg-att</b>	<b>239-653</b>	<b>282-762</b>
3-point FG pct	.366	.370
3-pt FG made per game	7.7	9.1
<b>Free throws-att</b>	<b>364-491</b>	<b>380-516</b>
Free throw pct	.741	.736
F-Throws made per game	11.7	12.3
<b>Rebounds</b>	<b>951</b>	<b>1016</b>
Rebounds per game	30.7	32.8
Rebounding margin	-2.1	-
<b>Assists</b>	<b>523</b>	<b>394</b>
Assists per game	16.9	12.7
<b>Turnovers</b>	<b>346</b>	<b>373</b>
Turnovers per game	11.2	12.0
Turnover margin	+0.9	-
Assist/turnover ratio	1.5	1.1
<b>Steals</b>	<b>174</b>	<b>179</b>
Steals per game	5.6	5.8
<b>Blocks</b>	<b>73</b>	<b>93</b>
Blocks per game	2.4	3.0
<b>Winning streak</b>	<b>1</b>	<b>-</b>
Home win streak	2	-
<b>Attendance</b>	<b>76150</b>	<b>85754</b>
Home games-Avg/Game	16-4759	12-7146
Neutral site-Avg/Game	-	3-4431

## Team Results

Date	Opponent		Score	Att.
11/07/2022	Gardner-Webb	W	65-63	4435
11/11/2022	Southeastern La.	W	80-69	5028
11/14/2022	Weber St.	W	77-52	3769
11/17/2022	vs South Carolina	W	85-53	5017
11/18/2022	at Col. of Charleston	L	64-74	3459
11/20/2022	vs Penn St.	L	56-68	5405
11/26/2022	Mississippi Val.	W	88-45	3884
11/30/2022	LMU (CA)	W	87-71	4342
12/03/2022	Northern Colo.	L	83-88	5439
12/08/2022	at Colorado	L	65-93	10033
12/11/2022	Peru St.	W	115-72	3563
12/18/2022	at Saint Mary's (CA)	W	62-60	3188
12/21/2022	vs Southern California	L	64-73	2870
12/28/2022	at New Mexico	L	69-88	15215
12/31/2022	San Jose St.	L	70-78	4268
01/04/2023	at Nevada	L	69-80	6102
01/07/2023	Fresno St.	W	79-57	4196
01/10/2023	Air Force	Lot	74-85	4003
01/14/2023	at UNLV	Wot	82-81	5802
01/18/2023	San Diego St.	Lot	76-82	6008
01/21/2023	at Wyoming	L	57-58	6968
01/28/2023	at Boise St.	L	59-80	12021
01/31/2023	UNLV	L	71-83	4657
02/04/2023	Utah St.	L	79-88	6018
02/07/2023	at Air Force	W	69-53	1068
02/15/2023	Boise St.	L	78-80	3521
02/18/2023	at Fresno St.	W	60-57	7137
02/21/2023	at San Diego St.	L	58-77	12414
02/24/2023	Wyoming	W	84-71	8083
02/28/2023	at San Jose St.	L	46-63	2347
03/03/2023	New Mexico	W	92-84	4936

# 2022-23 Conference Stats

Overall: 6-12 • Home: 3-6 • Away: 3-6

No.	Player				Total		3-Point		F-Throw		Rebounds											
		GP-GS	MIN	AVG	FG-FGA	FG%	3FG-3FGA	3FG%	FT-FTA	FT%	OFF	DEF	TOT	AVG	PF	DQ	A	TO	BLK	STL	PTS	AVG
4	STEVENS, Isaiah	18-18	696:01	38.7	118-257	.459	32-89	.360	52-60	.867	14	53	67	3.7	30	0	128	41	5	14	320	17.8
1	TONJE, John	18-18	577:35	32.1	83-183	.454	32-86	.372	62-74	.838	8	72	80	4.4	27	0	31	36	8	9	260	14.4
12	CARTIER, Patrick	18-16	430:22	23.9	90-133	.677	9-18	.500	37-57	.649	18	41	59	3.3	47	0	24	27	2	9	226	12.6
15	LAKE, Jalen	13-8	385:58	29.7	37-79	.468	23-56	.411	4-5	.800	5	22	27	2.1	21	0	32	15	2	5	101	7.8
23	RIVERA, Isaiah	18-17	499:34	27.8	51-115	.443	16-50	.320	16-19	.842	10	55	65	3.6	44	1	32	19	9	21	134	7.4
10	MOORS, James	18-4	318:53	17.7	39-69	.565	2-12	.167	15-26	.577	10	64	74	4.1	30	0	6	20	15	4	95	5.3
32	EVANS, Kyle	2-0	30:44	15.4	4-7	.571	0-2	.000	1-2	.500	2	8	10	5.0	3	0	0	1	0	0	9	4.5
20	PALMER, Joe	18-1	226:52	12.6	20-50	.400	11-31	.355	5-5	1.000	10	31	41	2.3	28	0	4	5	2	4	56	3.1
2	JACKSON, Taviontae	15-0	272:39	18.2	14-40	.350	4-14	.286	3-5	.600	14	37	51	3.4	42	1	22	22	2	10	35	2.3
5	HEBB, Baylor	18-8	213:13	11.8	14-33	.424	3-10	.300	5-8	.625	5	16	21	1.2	33	1	12	10	0	7	36	2.0
22	BASSETT, Nick	1-0	00:27	0.5	0-1	.000	0-1	.000	0-0	.000	0	0	0	0.0	0	0	0	0	0	0	0	0.0
0	YOUNG, Trace	6-0	22:43	3.8	0-3	.000	0-1	.000	0-0	.000	0	0	0	0.0	1	0	2	1	0	0	0	0.0
Team											17	33	50					12				
<b>Total</b>		<b>18</b>	<b>3675</b>		<b>470-970</b>	<b>.485</b>	<b>132-370</b>	<b>.357</b>	<b>200-261</b>	<b>.766</b>	<b>113</b>	<b>432</b>	<b>545</b>	<b>30.3</b>	<b>306</b>	<b>3</b>	<b>293</b>	<b>209</b>	<b>45</b>	<b>83</b>	<b>1272</b>	<b>70.7</b>
<b>Opponents</b>		<b>18</b>	<b>3675</b>		<b>469-1018</b>	<b>.461</b>	<b>166-436</b>	<b>.381</b>	<b>241-318</b>	<b>.758</b>	<b>165</b>	<b>411</b>	<b>576</b>	<b>32.0</b>	<b>282</b>	<b>3</b>	<b>254</b>	<b>187</b>	<b>59</b>	<b>105</b>	<b>1345</b>	<b>74.7</b>

## Team Statistics

	CSU	OPP
<b>Scoring</b>	<b>1272</b>	<b>1345</b>
Points per game	70.7	74.7
Scoring margin	-4.1	-
<b>Field goals-att</b>	<b>470-970</b>	<b>469-1018</b>
Field goal pct	.485	.461
<b>3 point fg-att</b>	<b>132-370</b>	<b>166-436</b>
3-point FG pct	.357	.381
3-pt FG made per game	7.3	9.2
<b>Free throws-att</b>	<b>200-261</b>	<b>241-318</b>
Free throw pct	.766	.758
F-Throws made per game	11.1	13.4
<b>Rebounds</b>	<b>545</b>	<b>576</b>
Rebounds per game	30.3	32.0
Rebounding margin	-1.7	-
<b>Assists</b>	<b>293</b>	<b>254</b>
Assists per game	16.3	14.1
<b>Turnovers</b>	<b>209</b>	<b>187</b>
Turnovers per game	11.6	10.4
Turnover margin	-1.2	-
Assist/turnover ratio	1.4	1.4
<b>Steals</b>	<b>83</b>	<b>105</b>
Steals per game	4.6	5.8
<b>Blocks</b>	<b>45</b>	<b>59</b>
Blocks per game	2.5	3.3
<b>Winning streak</b>	<b>1</b>	<b>-</b>
Home win streak	2	-
<b>Attendance</b>	<b>45690</b>	<b>69074</b>
Home games-Avg/Game	9-5077	9-7675
Neutral site-Avg/Game	-	0-0

## Team Results

Date	Opponent		Score	Att.
12/28/2022	at New Mexico	L	69-88	15215
12/31/2022	San Jose St.	L	70-78	4268
01/04/2023	at Nevada	L	69-80	6102
01/07/2023	Fresno St.	W	79-57	4196
01/10/2023	Air Force	Lot	74-85	4003
01/14/2023	at UNLV	Wot	82-81	5802
01/18/2023	San Diego St.	Lot	76-82	6008
01/21/2023	at Wyoming	L	57-58	6968
01/28/2023	at Boise St.	L	59-80	12021
01/31/2023	UNLV	L	71-83	4657
02/04/2023	Utah St.	L	79-88	6018
02/07/2023	at Air Force	W	69-53	1068
02/15/2023	Boise St.	L	78-80	3521
02/18/2023	at Fresno St.	W	60-57	7137
02/21/2023	at San Diego St.	L	58-77	12414
02/24/2023	Wyoming	W	84-71	8083
02/28/2023	at San Jose St.	L	46-63	2347
03/03/2023	New Mexico	W	92-84	4936

# Colorado State Team Game Highs

<b>POINTS</b>	115	Peru St. (12/11/2022)
	92	New Mexico (03/03/2023)
	88	Mississippi Val. (11/26/2022)
	87	LMU (CA) (11/30/2022)
	85	vs South Carolina (N) (11/17/2022)
<b>FIELD GOALS MADE</b>	44	Peru St. (12/11/2022)
	35	vs South Carolina (N) (11/17/2022)
<b>FIELD GOAL ATTEMPTS</b>	64	vs Penn St. (N) (11/20/2022)
	63	Peru St. (12/11/2022)
<b>FIELD GOAL PERCENTAGE</b>	.698	(44-63) Peru St. (12/11/2022)
	.592	(29-49) Wyoming (02/24/2023)
<b>3 PT FG MADE</b>	15	Peru St. (12/11/2022)
	14	at UNLV (01/14/2023)
	14	Fresno St. (01/07/2023)
<b>3 PT FG ATTEMPTS</b>	32	at UNLV (01/14/2023)
	30	vs Penn St. (N) (11/20/2022)
<b>3 PT FG PERCENTAGE</b>	.600	(15-25) Peru St. (12/11/2022)
	.591	(13-22) Boise St. (02/15/2023)
<b>FREE THROWS MADE</b>	28	Mississippi Val. (11/26/2022)
	22	UNLV (01/31/2023)
<b>FREE THROW ATTEMPTS</b>	38	Mississippi Val. (11/26/2022)
	27	UNLV (01/31/2023)
	27	Southeastern La. (11/11/2022)
<b>FREE THROW PERCENTAGE</b>	.905	(19-21) Wyoming (02/24/2023)
	.867	(13-15) San Diego St. (01/18/2023)
<b>REBOUNDS</b>	42	vs Penn St. (N) (11/20/2022)
	40	vs South Carolina (N) (11/17/2022)
<b>ASSISTS</b>	35	Peru St. (12/11/2022)
	26	Fresno St. (01/07/2023)
<b>STEALS</b>	14	Mississippi Val. (11/26/2022)
	13	Peru St. (12/11/2022)
<b>BLOCKED SHOTS</b>	8	San Diego St. (01/18/2023)
	6	New Mexico (03/03/2023)
<b>TURNOVERS</b>	20	at UNLV (01/14/2023)
	18	at Wyoming (01/21/2023)
<b>FOULS</b>	26	at UNLV (01/14/2023)
	23	San Diego St. (01/18/2023)

# Colorado State Team Game Lows

<b>POINTS</b>	46		at San Jose St. (02/28/2023)
	56		vs Penn St. (N) (11/20/2022)
	57		at Wyoming (01/21/2023)
	58		at San Diego St. (02/21/2023)
	59		at Boise St. (01/28/2023)
<b>FIELD GOALS MADE</b>	19		at San Jose St. (02/28/2023)
	20		vs Southern California (N) (12/21/2022)
<b>FIELD GOAL ATTEMPTS</b>	43		at Saint Mary's (CA) (12/18/2022)
	44		Gardner-Webb (11/07/2022)
<b>FIELD GOAL PERCENTAGE</b>	.328	(21-64)	vs Penn St. (N) (11/20/2022)
	.365	(19-52)	at San Jose St. (02/28/2023)
<b>3 PT FG MADE</b>	3		at San Diego St. (02/21/2023)
	3		Utah St. (02/04/2023)
	3		Air Force (01/10/2023)
<b>3 PT FG ATTEMPTS</b>	11		at Air Force (02/07/2023)
	12		Air Force (01/10/2023)
<b>3 PT FG PERCENTAGE</b>	.176	(3-17)	Utah St. (02/04/2023)
	.182	(4-22)	at Boise St. (01/28/2023)
<b>FREE THROWS MADE</b>	3		at San Jose St. (02/28/2023)
	4		at Col. of Charleston (11/18/2022)
<b>FREE THROW ATTEMPTS</b>	8		at San Jose St. (02/28/2023)
	8		at Air Force (02/07/2023)
	8		at UNLV (01/14/2023)
<b>FREE THROW PERCENTAGE</b>	.375	(3-8)	at San Jose St. (02/28/2023)
	.444	(4-9)	at Col. of Charleston (11/18/2022)
<b>REBOUNDS</b>	20		Northern Colo. (12/03/2022)
	21		at Nevada (01/04/2023)
	21		at Saint Mary's (CA) (12/18/2022)
<b>ASSISTS</b>	8		at San Jose St. (02/28/2023)
	9		at San Diego St. (02/21/2023)
	9		at Colorado (12/08/2022)
<b>STEALS</b>	1		New Mexico (03/03/2023)
	3		at San Jose St. (02/28/2023)
	3		at Fresno St. (02/18/2023)
<b>BLOCKED SHOTS</b>	0		at San Jose St. (02/28/2023)
	0		at Boise St. (01/28/2023)
	0		at Col. of Charleston (11/18/2022)
<b>TURNOVERS</b>	2		San Jose St. (12/31/2022)
	4		LMU (CA) (11/30/2022)
<b>FOULS</b>	9		LMU (CA) (11/30/2022)
	10		at Boise St. (01/28/2023)

# Colorado State Individual Game Highs

<b>POINTS</b>	33		Isaiah Stevens at UNLV (01/14/2023)
	25		John Tonje vs Wyoming (02/24/2023)
	25		Isaiah Stevens vs Utah St. (02/04/2023)
	25		John Tonje vs Mississippi Val. (11/26/2022)
	24		John Tonje vs New Mexico (03/03/2023)
	24		Isaiah Stevens vs San Jose St. (12/31/2022)
	24		Isaiah Stevens vs Peru St. (12/11/2022)
	24		James Moors vs South Carolina (N) (11/17/2022)
<b>FIELD GOALS MADE</b>	12		Isaiah Stevens at UNLV (01/14/2023)
	11		Isaiah Stevens vs Utah St. (02/04/2023)
<b>FIELD GOAL ATTEMPTS</b>	22		Isaiah Stevens at UNLV (01/14/2023)
	22		Isaiah Stevens vs Air Force (01/10/2023)
<b>FIELD GOAL PERCENTAGE (min 5 made)</b>	1.000	(5-5)	Patrick Cartier vs UNLV (01/31/2023)
	1.000	(5-5)	James Moors vs Southeastern La. (11/11/2022)
<b>3 PT FG MADE</b>	8		Isaiah Stevens at UNLV (01/14/2023)
	5		Jalen Lake vs San Diego St. (01/18/2023)
	5		John Tonje vs Peru St. (12/11/2022)
<b>3 PT FG ATTEMPTS</b>	16		Isaiah Stevens at UNLV (01/14/2023)
	8		Jalen Lake vs Fresno St. (01/07/2023)
	8		John Tonje vs LMU (CA) (11/30/2022)
	8		John Tonje vs Mississippi Val. (11/26/2022)
<b>3 PT FG PERCENTAGE (min 2 made)</b>	1.000	(5-5)	John Tonje vs Peru St. (12/11/2022)
	1.000	(3-3)	Isaiah Stevens vs Boise St. (02/15/2023)
	1.000	(2-2)	Joe Palmer vs New Mexico (03/03/2023)
	1.000	(2-2)	James Moors vs South Carolina (N) (11/17/2022)
	1.000	(2-2)	Josiah Strong vs Weber St. (11/14/2022)
	1.000	(2-2)	Taviontae Jackson vs Weber St. (11/14/2022)
<b>FREE THROWS MADE</b>	8		James Moors vs Wyoming (02/24/2023)
	8		John Tonje vs Wyoming (02/24/2023)
	8		Isaiah Stevens vs San Jose St. (12/31/2022)
<b>FREE THROW ATTEMPTS</b>	10		Isaiah Stevens vs San Jose St. (12/31/2022)
	9		James Moors vs Wyoming (02/24/2023)
<b>FREE THROW PERCENTAGE (min 3 made)</b>	1.000	(8-8)	John Tonje vs Wyoming (02/24/2023)
	1.000	(7-7)	Isaiah Stevens vs New Mexico (03/03/2023)
	1.000	(6-6)	John Tonje vs Utah St. (02/04/2023)
	1.000	(6-6)	John Tonje vs Mississippi Val. (11/26/2022)
	1.000	(6-6)	Patrick Cartier vs Southeastern La. (11/11/2022)
	1.000	(5-5)	Patrick Cartier vs Southern California (N) (12/21/2022)
	1.000	(4-4)	Isaiah Rivera vs UNLV (01/31/2023)
	1.000	(4-4)	Patrick Cartier vs San Diego St. (01/18/2023)
	1.000	(4-4)	John Tonje at UNLV (01/14/2023)
	1.000	(4-4)	Isaiah Stevens vs Air Force (01/10/2023)
	1.000	(4-4)	Joe Palmer vs Air Force (01/10/2023)
	1.000	(4-4)	Isaiah Stevens vs Fresno St. (01/07/2023)
	1.000	(4-4)	Isaiah Rivera vs Southern California (N) (12/21/2022)
	1.000	(3-3)	John Tonje vs Boise St. (02/15/2023)
	1.000	(3-3)	James Moors vs Utah St. (02/04/2023)
	1.000	(3-3)	Isaiah Stevens vs San Diego St. (01/18/2023)
	1.000	(3-3)	Isaiah Stevens at Nevada (01/04/2023)
	1.000	(3-3)	John Tonje at New Mexico (12/28/2022)
	1.000	(3-3)	John Tonje at Saint Mary's (CA) (12/18/2022)
	1.000	(3-3)	Isaiah Rivera vs Peru St. (12/11/2022)
<b>REBOUNDS</b>	13		John Tonje vs Penn St. (N) (11/20/2022)
	10		Isaiah Stevens at Wyoming (01/21/2023)
<b>ASSISTS</b>	13		Isaiah Stevens vs New Mexico (03/03/2023)
	12		Isaiah Stevens vs Wyoming (02/24/2023)
	12		Isaiah Stevens vs Boise St. (02/15/2023)
<b>STEALS</b>	5		Taviontae Jackson vs Mississippi Val. (11/26/2022)
	4		Isaiah Rivera vs Boise St. (02/15/2023)
	4		Isaiah Stevens vs Southern California (N) (12/21/2022)
	4		Taviontae Jackson vs Peru St. (12/11/2022)
<b>BLOCKED SHOTS</b>	4		James Moors vs San Diego St. (01/18/2023)
	2		James Moors vs Utah St. (02/04/2023)
	2		John Tonje vs San Diego St. (01/18/2023)
	2		Isaiah Rivera at UNLV (01/14/2023)
	2		Isaiah Rivera vs Air Force (01/10/2023)

# Opponent Team Game Highs

<b>POINTS</b>	93	at Colorado (12/08/2022)
	88	Utah St. (02/04/2023)
	88	at New Mexico (12/28/2022)
	88	Northern Colo. (12/03/2022)
	85	Air Force (01/10/2023)
<b>FIELD GOALS MADE</b>	38	at Colorado (12/08/2022)
	32	Northern Colo. (12/03/2022)
<b>FIELD GOAL ATTEMPTS</b>	67	New Mexico (03/03/2023)
	67	at Colorado (12/08/2022)
<b>FIELD GOAL PERCENTAGE</b>	.592 (29-49)	at Boise St. (01/28/2023)
	.578 (26-45)	at Nevada (01/04/2023)
<b>3 PT FG MADE</b>	18	Utah St. (02/04/2023)
	16	Peru St. (12/11/2022)
<b>3 PT FG ATTEMPTS</b>	39	Utah St. (02/04/2023)
	32	at Col. of Charleston (11/18/2022)
<b>3 PT FG PERCENTAGE</b>	.600 (15-25)	at New Mexico (12/28/2022)
	.533 (16-30)	Peru St. (12/11/2022)
<b>FREE THROWS MADE</b>	23	at UNLV (01/14/2023)
	22	at Col. of Charleston (11/18/2022)
<b>FREE THROW ATTEMPTS</b>	31	at UNLV (01/14/2023)
	25	San Diego St. (01/18/2023)
	25	at Col. of Charleston (11/18/2022)
<b>FREE THROW PERCENTAGE</b>	.913 (21-23)	at Nevada (01/04/2023)
	.882 (15-17)	Northern Colo. (12/03/2022)
<b>REBOUNDS</b>	42	San Jose St. (12/31/2022)
	42	at Colorado (12/08/2022)
<b>ASSISTS</b>	24	Utah St. (02/04/2023)
	19	at Boise St. (01/28/2023)
<b>STEALS</b>	10	San Diego St. (01/18/2023)
	10	at UNLV (01/14/2023)
	10	Gardner-Webb (11/07/2022)
<b>BLOCKED SHOTS</b>	8	San Jose St. (12/31/2022)
	7	at San Jose St. (02/28/2023)
<b>TURNOVERS</b>	25	Mississippi Val. (11/26/2022)
	22	vs Southern California (N) (12/21/2022)
<b>FOULS</b>	29	Mississippi Val. (11/26/2022)
	25	Southeastern La. (11/11/2022)

# Opponent Game Lows

<b>POINTS</b>	45	Mississippi Val. (11/26/2022)
	52	Weber St. (11/14/2022)
	53	at Air Force (02/07/2023)
	53	vs South Carolina (N) (11/17/2022)
	57	at Fresno St. (02/18/2023)
	57	Fresno St. (01/07/2023)
<b>FIELD GOALS MADE</b>	16	Mississippi Val. (11/26/2022)
	19	Fresno St. (01/07/2023)
	19	at Saint Mary's (CA) (12/18/2022)
	19	vs South Carolina (N) (11/17/2022)
	19	Weber St. (11/14/2022)
<b>FIELD GOAL ATTEMPTS</b>	45	at Nevada (01/04/2023)
	47	at Saint Mary's (CA) (12/18/2022)
<b>FIELD GOAL PERCENTAGE</b>	.311 (19-61)	vs South Carolina (N) (11/17/2022)
	.327 (16-49)	Mississippi Val. (11/26/2022)
<b>3 PT FG MADE</b>	5	at Fresno St. (02/18/2023)
	5	Mississippi Val. (11/26/2022)
<b>3 PT FG ATTEMPTS</b>	17	New Mexico (03/03/2023)
	17	Mississippi Val. (11/26/2022)
<b>3 PT FG PERCENTAGE</b>	.214 (6-28)	Weber St. (11/14/2022)
	.217 (5-23)	at Fresno St. (02/18/2023)
<b>FREE THROWS MADE</b>	4	at Air Force (02/07/2023)
	6	at Fresno St. (02/18/2023)
	6	at Wyoming (01/21/2023)
<b>FREE THROW ATTEMPTS</b>	7	at Air Force (02/07/2023)
	9	at Fresno St. (02/18/2023)
	9	vs South Carolina (N) (11/17/2022)
<b>FREE THROW PERCENTAGE</b>	.533 (8-15)	Peru St. (12/11/2022)
	.545 (6-11)	at Wyoming (01/21/2023)
<b>REBOUNDS</b>	19	Wyoming (02/24/2023)
	21	Peru St. (12/11/2022)
<b>ASSISTS</b>	7	LMU (CA) (11/30/2022)
	7	vs Penn St. (N) (11/20/2022)
<b>STEALS</b>	0	Fresno St. (01/07/2023)
	0	San Jose St. (12/31/2022)
	0	Northern Colo. (12/03/2022)
<b>BLOCKED SHOTS</b>	0	Southeastern La. (11/11/2022)
	1	at Air Force (02/07/2023)
	1	Fresno St. (01/07/2023)
	1	at New Mexico (12/28/2022)
	1	at Saint Mary's (CA) (12/18/2022)
	1	vs Penn St. (N) (11/20/2022)
<b>TURNOVERS</b>	5	New Mexico (03/03/2023)
	8	at Fresno St. (02/18/2023)
	8	Boise St. (02/15/2023)
	8	UNLV (01/31/2023)
	8	at Boise St. (01/28/2023)
	8	at Colorado (12/08/2022)
	8	vs Penn St. (N) (11/20/2022)
	8	at San Diego St. (02/21/2023)
<b>FOULS</b>	8	at San Diego St. (02/21/2023)
	10	Northern Colo. (12/03/2022)

# Opponent Individual Game Highs

<b>POINTS</b>	33		Elijah Harkless at UNLV (01/14/2023)
	29		Omari Moore vs San Jose St. (12/31/2022)
	27		KJ Simpson at Colorado (12/08/2022)
	27		Daylen Kountz vs Northern Colo. (12/03/2022)
	26		Steven Ashworth vs Utah St. (02/04/2023)
	26		Marcell McCreary vs Air Force (01/10/2023)
	26		Jaelen House at New Mexico (12/28/2022)
<b>FIELD GOALS MADE</b>	10		Tyson Degenhart at Boise St. (01/28/2023)
	10		Elijah Harkless at UNLV (01/14/2023)
	10		Jaelen House at New Mexico (12/28/2022)
	10		KJ Simpson at Colorado (12/08/2022)
<b>FIELD GOAL ATTEMPTS</b>	21		Isaiah Hill at Fresno St. (02/18/2023)
	20		Elijah Harkless at UNLV (01/14/2023)
<b>FIELD GOAL PERCENTAGE (min 5 made)</b>	1.000	(5-5)	Micah Parrish vs San Diego St. (01/18/2023)
	1.000	(5-5)	Will Baker at Nevada (01/04/2023)
<b>3 PT FG MADE</b>	8		Steven Ashworth vs Utah St. (02/04/2023)
	5		Taylor Funk vs Utah St. (02/04/2023)
	5		Marcell McCreary vs Air Force (01/10/2023)
	5		Omari Moore vs San Jose St. (12/31/2022)
	5		Jaelen House at New Mexico (12/28/2022)
	5		Jibril Harris vs Peru St. (12/11/2022)
	5		KJ Simpson at Colorado (12/08/2022)
<b>3 PT FG ATTEMPTS</b>	17		Steven Ashworth vs Utah St. (02/04/2023)
	11		Brendan Wenzel vs Wyoming (02/24/2023)
<b>3 PT FG PERCENTAGE (min 2 made)</b>	1.000	(3-3)	Micah Parrish vs San Diego St. (01/18/2023)
	1.000	(3-3)	Isaih Moore vs Fresno St. (01/07/2023)
	1.000	(2-2)	Camden Vander Zwaag at Air Force (02/07/2023)
	1.000	(2-2)	Will Baker at Nevada (01/04/2023)
	1.000	(2-2)	Malik Thomas vs Southern California (N) (12/21/2022)
	1.000	(2-2)	Kyle Bowen at Saint Mary's (CA) (12/18/2022)
<b>FREE THROWS MADE</b>	11		Elijah Harkless at UNLV (01/14/2023)
	10		Hunter Maldonado vs Wyoming (02/24/2023)
<b>FREE THROW ATTEMPTS</b>	13		Morris Udeze vs New Mexico (03/03/2023)
	13		Elijah Harkless at UNLV (01/14/2023)
<b>FREE THROW PERCENTAGE (min 3 made)</b>	1.000	(7-7)	Daylen Kountz vs Northern Colo. (12/03/2022)
	1.000	(6-6)	Jaedon LeDee at San Diego St. (02/21/2023)
	1.000	(6-6)	Naje Smith vs Boise St. (02/15/2023)
	1.000	(6-6)	Omari Moore vs San Jose St. (12/31/2022)
	1.000	(6-6)	Babacar Faye at Col. of Charleston (11/18/2022)
	1.000	(5-5)	Jaelen House vs New Mexico (03/03/2023)
	1.000	(5-5)	Lamont Butler at San Diego St. (02/21/2023)
	1.000	(5-5)	Chibuzo Agbo at Boise St. (01/28/2023)
	1.000	(5-5)	Luis Rodriguez at UNLV (01/14/2023)
	1.000	(5-5)	Reyne Smith at Col. of Charleston (11/18/2022)
	1.000	(4-4)	Trey Anderson at San Jose St. (02/28/2023)
	1.000	(4-4)	Will Baker at Nevada (01/04/2023)
	1.000	(4-4)	Matt Johnson II vs Northern Colo. (12/03/2022)
	1.000	(4-4)	Camren Wynter vs Penn St. (N) (11/20/2022)
	1.000	(3-3)	Brendan Wenzel vs Wyoming (02/24/2023)
	1.000	(3-3)	Naje Smith at Boise St. (01/28/2023)
	1.000	(3-3)	Darrion Williams at Nevada (01/04/2023)
	1.000	(3-3)	Alex Ducas at Saint Mary's (CA) (12/18/2022)
	<b>REBOUNDS</b>	14	
13			Rytis Petraitis vs Air Force (01/10/2023)
13			Sage Tolbert vs San Jose St. (12/31/2022)
13			Morris Udeze at New Mexico (12/28/2022)
<b>ASSISTS</b>	10		Sean Bairstow vs Utah St. (02/04/2023)
	7		Chibuzo Agbo at Boise St. (01/28/2023)
	7		Matt Bradley vs San Diego St. (01/18/2023)
	7		Boogie Anderson vs Southeastern La. (11/11/2022)
<b>STEALS</b>	4		Luis Rodriguez at UNLV (01/14/2023)
	3		Omari Moore at San Jose St. (02/28/2023)
	3		Alvaro Cardenas at San Jose St. (02/28/2023)
	3		Lamont Butler at San Diego St. (02/21/2023)
	3		Darrion Trammell vs San Diego St. (01/18/2023)
	3		Micah Parrish vs San Diego St. (01/18/2023)



# TV/Radio Roster



0  
Trace Young  
6-3 • 180 • Jr. • G  
Austin, Texas



1  
John Tonje  
6-5 • 210 • Sr. • G  
Omaha, Neb.



2  
Tavi Jackson  
6-2 • 165 • Fr. • G  
Las Vegas, Nev.



3  
Josiah Strong  
6-4 • 195 • Gr. • G  
Brooklyn Park, Minn.



4  
Isaiah Stevens  
6-0 • 185 • Sr. • G  
Allen, Texas



5  
Baylor Hebb  
6-2 • 180 • Jr. • G  
Colleyville, Texas



10  
James Moors  
6-10 • 260 • R-Jr. • F/C  
Auckland, NZ



11  
Jack Payne  
6-6 • 195 • Fr. • G  
Boise, Idaho



12  
Patrick Cartier  
6-8 • 220 • Gr. • F  
Brookfield, Wis.



14  
Luke Murphy  
6-2 • 170 • Fr. • G  
Calabasas, Calif.



15  
Jalen Lake  
6-4 • 190 • So. • G  
Waxahachie, Texas



20  
Joe Palmer  
6-4 • 190 • Sr. • G  
Faribault, Minn.



22  
Nick Bassett  
6-5 • 205 • Sr. • F  
Colorado Springs, Colo.



23  
Isaiah Rivera  
6-5 • 210 • Jr. • G  
Geneseo, Ill.



32  
Kyle Evans  
6-10 • 200 • Fr. • F  
Aliso Viejo, Calif.



35  
Jacob Jennissen  
7-1 • 240 • Jr. • C  
Sauk Centre, Minn.



Niko Medved  
Head Coach  
Fifth Season



Ali Farokmanesh  
Assistant Coach  
Fifth Season



Brian Cooley  
Assistant Coach  
Second Season



Sam Jones  
Assistant Coach  
Second Season



Aaron Katsuma  
Dir. of Recruiting  
Fifth Season




Emma Montie  
Dir. of Ops.  
Fifth Season



Joe De Ciman  
Dir. of Player Development  
Fifth Season



Aaron Young  
Graduate Assistant  
Second Season



Cole Gentry  
Graduate Assistant  
First Season