

# AZTEC FOOTBALL

Game 3: SAN DIEGO STATE at SAN JOSE STATE

Updated: Tues., Sept. 9

## Coming off a Second Consecutive Heartbreak Loss, San Diego State Searches For First Victory of the Season at San Jose State

San Diego State (0-2; 0-0 MWC) at San Jose State (1-1; 0-0 WAC)

San Diego State (0-2; 0-0 MWC) plays the backend of consecutive road games on Saturday when it travels north to face San Jose State (1-1; 0-0 WAC).

Game time is set for 5 p.m. PT. This marks the only Aztecs game this season that is not televised. Radio coverage is available locally on AM-600 KOGO.

Last Saturday, San Diego State had a fourth quarter lead for the second consecutive game, only to fall at Notre Dame, 21-13.

The Aztecs had an advantage in total offense (345-342) and turnovers (2-4), but was unable to come away from Notre Dame Stadium with a victory.

The previous week, San Diego State lost on the final play of the game, as Cal Poly booted a field goal with no time remaining to claim a 29-27 victory.

Saturday in South Bend, San Diego State had a capacity crowd of 80,795 on the edge of their seats by pushing the Irish to the closing moments.

With nine defensive linemen missing the game, the Aztec defense rose to the occasion, limiting the Irish offense to 342 yards of total offense, 3-of-12 on third down conversions and just seven points on five trips in the red zone.

Although unbalanced, the offense was effective against the Irish. SDSU threw passes on its first 17 offensive plays and attempted 59 passes on the day, four short of the school record.

Despite all those attempts, the offensive line had possibly its best day in the Chuck Long era, allowing just one sack and enabling the two running

backs to average 6.5 yards per carry.

The Aztecs led 13-7 in the opening portion of the fourth quarter and put together an 11-play, 79-yard drive and had first and goal at the Fighting Irish four yard line.

On the next play, officials ruled on the field that the Aztecs fumbled just prior to the goal line. The replay was inconclusive and the ruling on the field was upheld.

Notre Dame followed the turnover with an 80-yard drive to take to take the lead for good with 9:43 to play.

Junior linebacker Luke Laolagi tied a career-high and recorded a team-high with 13 tackles and forced and recovered a fumble in the game.

Redshirt freshman quarterback Ryan Lindley had another solid performance in his second career game, going 29-for-59 (third most pass attempts ever for an Aztec player), for 274 yards and one touchdown.

Junior tight end Matthew Kawulok, who had nine catches in his previous 20 career games, caught nine passes for 60 yards and senior wide receiver Darren Mougey hauled in five catches for a career-high 97 yards.

The Aztecs travel to San Jose in search of their first win. San Diego State is just 6-11-1 all-time against the Spartans in San Jose, although the Aztecs have claimed wins in three of their last four trips.

### Game Day <<<

- **Date:** Sat., Sept. 13, 2008
- **Kickoff:** 5 p.m. PT
- **Location:** San Jose, Calif.
- **Stadium:** Spartan Stadium (30,456)
- **TV:** none
- **Radio:** AM-600 KOGO (San Diego) and GoAztecs.com. Ted Leitner (play-by-play), Chris Ello (analyst) and Mike Costa (sidelines).
- **Webcast:** SJSUSpartans.com provides a PPV video webcast. A monthly subscription is available for \$8.95.
- **Internet:** GoAztecs.com features complete game day coverage, including real-time stats, live audio and postgame interviews. In addition, GoAztecs.com will have exclusive coverage during the week (see page 2 for details).
- **Series:** San Jose State leads the series 17-15-2, although the Aztecs have won seven of the last eight encounters.

### Keep An Eye On <<<



Junior linebacker Luke Laolagi recorded a career-high tying 13 tackles and added a forced fumble and fumble recovery on Saturday against Notre Dame. His 13 stops were a San Diego State team high.

### Inside <<<

	Page
Storylines and Tidbits	2
Media Opportunities	2
The Series	3-5
General Notes	5-8
Aztec Coaches	9
Player Notes	10-20
Game Recaps	21
Situational Record	22
The Last Time	23-25
Statistics	26-34
Depth Chart	35
Roster	36-37

### Notes of the Week:

■ Notre Dame converted only 3-of-12 third down opportunities last Saturday. For the season, the SDSU defense has allowed opponent to pick up the first down on just 5-of-25 third-down situations (20.0 percent). That is the ninth-best percentage in the country.

■ Quarterback Ryan Lindley leads all freshmen nationally in total offense, passing yards per game and completions per game. He is also sixth among all freshmen nationally in passing efficiency.

■ Senior linebacker Russell Allen ranks fifth nationally among all active players with 277 career tackles.

### San Diego State Aztecs <<<

0-2 Overall (Home: 0-1; Away 0-1); 0-0 MWC (Home: 0-0; Away 0-0)

Date	Opponent	TV	Result/Time	2008 Record	Series	Note
Aug. 30	Cal Poly	4SD-HD	L, 27-29	1-1	13-11	Aztecs overcome 9-pt. deficit in 4th qtr.; Can't overcome 5 TOs
Sept. 6	at Notre Dame	NBC-HD	L, 13-21	1-0	0-1	Total off.: SDSU 345, ND 342; ND takes first lead w/9:43 to play
<b>Sept. 13</b>	<b>at San Jose State</b>		<b>5 p.m. PT</b>	<b>1-1</b>	<b>15-17-2</b>	<b>SDSU has won seven of eight meetings dating back to 1976</b>
Sept. 27	Idaho	Vandal TV	5 p.m. PT	1-1	1-1	2nd meeting ever; Idaho def. SDSU, 48-28, in last game (2002)
Oct. 4	at TCU*	The Mtn.	5 p.m. CT	2-0	0-3	Aztecs looking for first-ever victory against Horned Frogs
Oct. 11	Air Force*	The Mtn.	6:30 p.m. PT	2-0	9-17	SDSU has won last two in San Diego and four of six overall
Oct. 18	at New Mexico*	The Mtn.	4 p.m. MT	0-2	20-14	Lobos have won the last seven; SDSU leads series, 20-14
Oct. 25	Colorado State*	The Mtn.	6:30 p.m. PT	1-1	15-12	Aztecs have won last three games by a combined 35 points
Nov. 1	at Wyoming*	The Mtn.	Noon MT	1-1	14-15	SDSU def. Wyo. at home last year; Lost two straight in Laramie
Nov. 8	at Brigham Young*	The Mtn.	Noon MT	2-0	7-24-1	BYU has won last three in Provo and six of seven overall
Nov. 15	Utah*	The Mtn.	5 p.m. PT	2-0	12-14-1	Aztecs lead series, 7-6-1, in San Diego
Nov. 22	UNLV*	CBS College Sports	5 p.m. PT	1-1	10-7	Aztecs 5-1 last six, winning by an average margin of 9.0 pts.

\* - indicates Mountain West Conference game.

## Media Relations <<<

Office: 619-594-5547  
Fax: 619-582-6541  
Overnight Address:

Aztec Athletics Center, Suite 3014  
5302 55th Street  
San Diego, CA 91982-4309

Mike May\* Asst. AD/MRD  
E-mail: mmay@mail.sdsu.edu  
Cell: 619-957-8372

Peggy Curtin\* Assistant MRD  
E-mail: mcurtin@mail.sdsu.edu  
Cell: 619-540-6146

Dave Kuhn Assistant MRD  
E-mail: dkuhn@mail.sdsu.edu

Jamie McConeghy Assistant MRD  
E-mail: jmcconeghy@mail.sdsu.edu

Darin Wong Assistant MRD  
E-mail: dwong@mail.sdsu.edu

Andrea Ohta Media Relations Asst.  
E-mail: aohta@projects.sdsu.edu

Andrea Rogers Adm. Assistant  
E-mail: arogers@mail.sdsu.edu

\* - primary football contacts

## Weekly Luncheon <<<

Each Tuesday during the football season, SDSU holds a media luncheon in the football recruiting lounge of the Aztecs Athletic Center. The luncheon begins at 11:30 a.m. with food being served, followed by Coach Long addressing the media at noon. Select players follow. The news conference is carried live on the official athletic department website, GoAztecs.com.

## Storylines & Tidbits

► San Diego State trails just one all-time series against the current configuration of the Western Athletic Conference. Unfortunately for SDSU, that opponent is San Jose State. >> **SDSU-SAN JOSE STATE SERIES, page 3**

► There are plenty of connections between the San Jose State and San Diego State coaching staffs. >> **SDSU-SAN JOSE STATE CONNECTIONS, page 4**

► Freshman quarterback Ryan Lindley leads all freshmen in several statistical categories and he posted impressive numbers in Saturday's contest at Notre Dame. >> **GOOD FIRST IMPRESSION, page 7**

► Seven freshmen saw the playing field for the Aztecs in the season opener, including four true freshmen. >> **YOUTH MOVEMENT, page 7**

► San Diego State coach Chuck Long enters his third season at San Diego State. History has shown that some of the biggest turnarounds in college football history have taken big strides forward in year three. >> **PATIENCE IS A VIRTUE, page 6**

► Senior linebacker Russell Allen, who has been named to both the Lombardi and Butkus Award Watch Lists, is off to a strong start. In the opening contest, he recorded five tackles (all solo stops), a forced fumble, recovered a fumble, and broke up a fourth down pass attempt. Due to injuries up front, he moved to defensive end in the second contest but helped the Aztecs defense turn in an impressive performance. >> **ALLEN BIO UPDATE, page 9**

► The Aztec defense performed well in Saturday's loss at Notre Dame. San Diego State allowed just 342 yards of total offense, 3-of-12 third down conversions, 3.1 yards per rush and forced four turnovers. The Aztecs currently rank ninth nationally in defensive third down conversions (20.0 percent) and 17th in red zone defense. On Saturday against the Irish, San Diego State allowed just seven points in five trips to the red zone.



### San Diego State AZTECS

0-2; 0-0 Mountain West

**Chuck Long**, head coach  
at SDSU: 7-19/3rd year  
Overall: 7-19/3rd year  
vs. SJSU: 0-1

Offense	Avg.	Rk.
Scoring	20.00	T-94
Rushing Yds.	49.00	116
Passing Yds.	313.00	16
Total Yds.	362.00	69

Defense	Avg.	Rk.
Scoring	25.00	76
Rushing Yds.	184.00	94
Passing Yds.	228.50	74
Total Yds.	412.50	89



### San Jose State SPARTANS

1-1; 0-0 WAC

**Dick Tomey**, head coach  
at SJSU: 18-20/4th year  
Overall: 176-130-7/28th year  
vs. SDSU: 7-3-2

Offense	Avg.	Rk.
Scoring	12.50	108
Rushing Yds.	89.50	104
Passing Yds.	223.50	61
Total Yds.	313.00	89

Defense	Avg.	Rk.
Scoring	22.50	62
Rushing Yds.	80.00	27
Passing Yds.	204.50	56
Total Yds.	284.50	39

## Game Week Availably <<<

SDSU practices are closed. Media who cover SDSU on a regular basis are allowed to attend upon advance notice to the media relations office. \* - some players have evening classes and are not available. ^ - Coach Long's radio show is Thursday evening and he generally has little to no time post-practice that evening.

7 Sunday	8 Monday	9 Tuesday	10 Wednesday	11 Thursday	12 Friday	13 Saturday
5 p.m. Long meets with local media in Aztecs Athletic Center  No player availability	No practice.	9:22 a.m. Long on MWC Teleconference 11:30 a.m. Weekly Media News Conference Luncheon Post-Practice* (approx. 6 p.m.). Contact MRD if you plan to attend with requests.	Final day for out of town media interviews.  Post-Practice (approx. 6 p.m.). Contact MRD if you plan to attend with requests.	Final day for local media interviews. Post-Practice*^A (approx. 6 p.m.). Contact MRD if you plan to attend with requests. 7 p.m. - Long Radio Show on AM-600 KOGO.	SDSU leaves for San Jose, Calif.  Closed walk-through.  No availability.	5:00 p.m. SDSU at San Jose State, Radio: AM 600 KOGO Locker room is closed.  Postgame interviews arranged through MRD.
14 Sunday	15 Monday	16 Tuesday	17 Wednesday	18 Thursday	19 Friday	20 Saturday
5 p.m. Long meets with local media in Aztecs Athletic Center  No player availability	No practice.	9:22 a.m. Long on MWC Teleconference 11:30 a.m. Weekly Media News Conference Luncheon Post-Practice* (approx. 6 p.m.). Contact MRD if you plan to attend with requests.	Final day for out of town media interviews.  Post-Practice (approx. 6 p.m.). Contact MRD if you plan to attend with requests.	Final day for local media interviews. Post-Practice*^A (approx. 6 p.m.). Contact MRD if you plan to attend with requests. 7 p.m. - Long Radio Show on AM-600 KOGO.	To be determined.	To be determined.

## SDSU-San Jose State: The Series

► Saturday's game will mark the 35th meeting between San Diego State and San Jose State. The Spartans lead the all-time series with a record of 17-15-2, although the Aztecs have claimed seven of the last eight games. SDSU and SJSU met annually from 1968 to 1977, but went 18 years before the two former PCAA rivals renewed acquaintances in 1995 as members of the Western Athletic Conference.

► The two teams met in 2005 for the first time since SDSU left the Western Athletic Conference and joined the Mountain West Conference. The Aztecs claimed a 52-21 victory on Sept. 24, 2005 at Qualcomm Stadium, while San Jose State posted a 31-10 win at Spartan Stadium on Sept. 30, 2006.

► The Spartans own a 12-6-1 series advantage in games played in San Jose.

► In the beginning of the series the Spartans dominated the Aztecs, going 12-0-1 in the first 13 games from 1938-56. The men from Montezuma Mesa were shutout by SJSU in nine of those 13 meetings. Since then though, SDSU has posted a 10-3-1 record and has won seven of the last eight encounters.

► The last six games between the two schools have been especially lopsided and have ended in favor of the Aztecs five times. The winning margin in the last six contests has been 27.5.

Date	Score	Margin
Oct 21, 1995	at San Diego State 49, San Jose State 20	29
Nov 2, 1996	San Diego State 49, at San Jose State 20	29
Nov. 8, 1997	at San Diego State 48, San Jose State 21	27
Nov. 14, 1998	San Diego State 34, at San Jose State 6	28
Sept. 24, 2005	at San Diego State 52, San Jose State 21	31
Sept. 30, 2006	at San Jose State 31, San Diego State 10	21




► In 30 of the previous 34 contests between SDSU and SJSU, the margin of victory has been over 10 points.

► SDSU has faced only four other schools more than 30 times in the program's history - Fresno State (46), New Mexico (34), UC Santa Barbara (34), San Jose State (32) and Brigham Young (31). In Aztec history, the San Jose State series is the fourth-most frequently played.

► San Diego State owns a .500 or better record against every team in the Western Athletic Conference that it has played, except San Jose State. The Aztecs are above .500 against Fresno State, Hawai'i, New Mexico State and Utah State and own break-even records against Idaho and Nevada. SDSU has never played Boise State or Louisiana Tech.

► This is the first of two consecutive games for San Diego State against the Western Athletic Conference. After a bye next week, the Aztecs return home to face Idaho on Sept. 27.

## Team Comparison ◀◀

																	
SAN DIEGO ST. (0-2/0-0 Mountain West)						SAN JOSE STATE (1-1/0-0 WAC)						2008 NCAA TEAM RANKINGS					
2008 Team Statistics			SDSU	OPP		2008 Team Statistics			SJSU	OPP		Statistic			SDSU	SJSU	
Points/Game			20.0	25.0		Points/Game			12.5	22.5		Rushing Offense			116	104	
First Downs			42	41		First Downs			34	32		Passing Offense			16	61	
Rushing/Game			49.0	184.0		Rushing/Game			89.5	80.0		Total Offense			69	89	
Passing/Game			313.0	228.85		Passing/Game			223.5	204.5		Scoring Offense			t-94	108	
Total Offense/Game			362.0	412.5		Total Offense/Game			313.0	284.5		Rushing Defense			94	27	
Fumbles-Lost			5-4	4-3		Fumbles-Lost			2-1	4-2		Pass Eff. Defense			96	61	
Pen.-Yards/Game			13-55.0	12-54.0		Pen.-Yards/Game			15-49.0	21-96.5		Total Defense			89	39	
Time of Poss.			25:34	34:26		Time of Poss.			27:59	32:02		Scoring Defense			76	62	
<b>Ind. Leaders</b>						<b>Ind. Leaders</b>											
<b>Rushing</b>	<b>Att</b>	<b>Net</b>	<b>Avg</b>	<b>TD</b>	<b>YPG</b>	<b>Rushing</b>	<b>Att</b>	<b>Net</b>	<b>Avg</b>	<b>TD</b>	<b>YPG</b>						
Sullivan	25	109	4.4	1	54.5	Davis	14	84	6.0	0	42.0						
Henderson	2	12	6.0	0	12.0	Reed	22	60	2.7	1	30.0						
<b>Passing</b>	<b>A-C-I</b>	<b>Pct</b>	<b>TD</b>	<b>YPG</b>		<b>Passing</b>	<b>A-C-I</b>	<b>Pct</b>	<b>TD</b>	<b>YPG</b>							
Lindley	104-56-3	53.8	4	313.0		Reed	44-32-1	72.7	2	146.5							
						Eden	20-11-2	55.0	0	70.5							
<b>Receiving</b>	<b>Rec</b>	<b>Yds</b>	<b>Avg</b>	<b>TD</b>	<b>YPG</b>	<b>Receiving</b>	<b>Rec</b>	<b>Yds</b>	<b>Avg</b>	<b>TD</b>	<b>YPG</b>						
Kawulok	12	112	9.3	0	56.0	Jurovich	15	183	12.2	1	91.5						
Sullivan	11	71	6.5	1	35.5	Richmond	11	119	10.8	0	59.5						
<b>Defense</b>	<b>U-A-TT</b>	<b>TFL</b>	<b>Int</b>	<b>FF-R</b>		<b>Defense</b>	<b>U-A-TT</b>	<b>TFL</b>	<b>Int</b>	<b>FF-R</b>							
Laolagi	13-7-20	1.0	0	1-1		Ihenacho	10-6-16	3.0	0	2-0							
Milling	9-7-16	1.0	0	0-1		Francies	10-4-14	0.0	0	0-0							

## San Diego State vs. THE WAC

Opponent	Record
Boise State	no meetings
Fresno State	26-20-4
Hawai'i	15-9-2
Idaho	1-1
Louisiana Tech	no meetings
Nevada	2-2
New Mexico State	6-1-1
► San Jose State	15-17-2
Utah State	9-1
Totals vs. WAC	74-51-8

## MWC

### Teleconference ◀◀◀

Interviews with San Diego State head coach Chuck Long and the other eight Mountain West Conference coaches, are available each Tuesday during the season on the league's teleconference. Contact the MWC office at (719) 488-4040 for more information.

Below is the schedule for the 2008 season (all times Pacific)

Time	Schedule
9:00 a.m.	Moderator opens call
9:02 a.m.	Kyle Whittingham, Utah
9:12 a.m.	Troy Calhoun, Air Force
9:22 a.m.	<b>Chuck Long, SDSU</b>
9:32 a.m.	Mike Sanford, UNLV
9:42 a.m.	Garry Patterson, TCU
9:52 a.m.	Rocky Long, New Mexico
10:02 a.m.	Steve Fairchild, CSU
10:12 a.m.	Bronco Mendenhall, BYU
10:22 a.m.	Joe Glenn, Wyoming
10:32 a.m.	Craig Thompson, MWC

## MWC Satellite

### Feed ◀◀

The MWC will provide a weekly satellite feed during the 2007 football season. The feed will include team-by-team highlights from the previous week's games and coach/player interviews. The satellite feed will run every Wednesday from 1:00-1:30 p.m. PT beginning Sept. 5 through Nov. 28.

Contact the MWC office at (719) 488-4040 for more info.

## College

### PressBox.com ◀◀◀

CollegePressBox.com is the official media website for Mountain West Conference football. Access and download weekly game notes, statistics, media guides and more for the conference and each of its nine member schools throughout the season. Login information will be distributed by the conference office to accredited media or you can apply for a password by sending an e-mail to [password@collegepressbox.com](mailto:password@collegepressbox.com).

Out of 119 Division I-A schools.  
Top 25 rankings in bold



**MWC Standings <<<**

	<b>MWC</b>	<b>Overall</b>
TCU	1-0	2-0
Air Force	1-0	2-0
Utah	1-0	2-0
BYU	0-0	2-0
Colorado St.	0-0	1-1
<b>SDSU</b> ◀	0-0	0-2
UNLV	0-1	1-1
Wyoming	0-1	1-1
New Mexico	0-1	0-2

**MWC RESULTS/SCHEDULE**

Saturday, September 6

BYU 28, at Washington 27

\*Air Force 23, at Wyoming 3

at Colorado St. 23, Sacramento St. 20

at Notre Dame 21, SDSU 13

Texas A&amp;M 28, at New Mexico 22

at TCU 67, Stephen F. Austin 7

\*at Utah 42, UNLV 21

Saturday, September 13

North Dakota St. at Wyoming, 1 p.m. MT

UCLA at BYU, 1:30 p.m. MT

Air Force at Houston, 2:30 p.m. CT

**SDSU at San Jose St., 5 p.m. PT**

Arizona at New Mexico, 6 p.m. MT

Stanford at TCU, 6 p.m. CT

Utah at Utah State, 6 p.m. MT

UNLV at Arizona St., 7 p.m. PT

\*- Indicates Mountain West Conference game.

**San Diego State  
Non-Conference  
Opponents' Games <<<**

Saturday, September 6

Michigan at Notre Dame, 3:30 p.m. ET

Western Michigan at Idaho, 2 p.m. PT

Cal Poly at McNeese St., 7 p.m. CT

**SDSU-San Jose State: Connections**

► San Diego State offensive line coach Jonathan Himebauch and San Jose State defensive coordinator Keith Burns both helped USC to bowl game victories at the 1993 Freedom Bowl, the 1995 Cotton Bowl and the 1996 Rose Bowl. Himebauch played offensive line for the Trojans, while Burns served as the defensive backs coach/defensive coordinator for the Pac-10 school.

► Aztec wide receivers coach LeCharls McDaniel and Spartan WR coach Ken Margerum were both on the coaching staff at California in 2001.

► The 1995 Sun Bowl featured three members of the SDSU and SJSU coaching staffs. Aztec head coach Chuck Long and running backs coach Larry Holton were both assistants at Iowa, while Spartan offensive coordinator Steve Morton was in his fourth year at Washington when the two teams squared off in the postseason. The Hawkeyes ended up topping the Huskies, 38-18, in El Paso, Texas.

► San Diego State tight ends coach Brian Stark and San Jose State special teams coordinator Brent Brennan were both at the University of Washington when the Huskies made an appearance in the 1999 Holiday Bowl. Stark served as UW's offensive program coordinator, while Brennan was a graduate assistant.

► Spartan linebackers coach Kent Baer and Aztec wide receivers coach LeCharls McDaniel were on opposite sidelines at the 2004 Insight.com Bowl when Baer was Notre Dame's interim head coach and McDaniel was the special teams/tight ends coach for Oregon State. The Beavers defeated the Fighting Irish, 38-21, in Phoenix, Ariz.

► Four Spartans are from the San Diego area, including Amar Albassam (La Jolla HS), Dimitrous Chattman (Mission Bay HS), Marcus Keli (Chaparral HS), and Shaheen Pourfallah (Scripps Ranch HS).

**► Player Connections:**

<b>San Diego State</b>	<b>High School/Junior College</b>	<b>San Jose State</b>
Ramon Judkins, RB, Fr.	Beverly Hills HS (Beverly Hills, Calif.)	Justin Paysinger, C, Sr.
Dominique Sandifer, WR, Fr.		
Darryn Lewis, DB, So.	Franklin HS (Los Angeles, Calif.)	Kalvin Cressel, DT, Jr.
Miles Burris, LB, R-Fr.	Granite Bay HS (Granite Bay, Calif.)	Peyton Thompson, CB, Fr.
Michael Snead, DE, R-Fr.	Skyline HS (Oakland, Calif.)	Yonus Davis, RB, Sr.
Davon Brown, RB, So.	South Torrance HS (Torrance, Calif.)	Jeff Clark, TE, Sr.
		Kyle Flynn, S, Sr.
		Sean Flynn, QB, Jr.
Erik Quinones, OL, Fr.	Temescal Canyon HS (Lake Elsinore, Calif.)	Myles Eden, QB, Jr.
Davion Mauldin, DB, Jr.	Cerritos College (Norwalk, Calif.)	Jon Moreno, OT, Jr.
Dustin Abrams, P, Jr.	Long Beach City College (Long Beach, Calif.)	Philip Knight, RB, Jr.

**All-Time Series Meetings****Series:** San Jose State leads 17-15-2**Total Score:** San Jose State 745, San Diego State 671**Average:** San Jose State 21.9, San Diego State 19.7**In San Jose:** San Jose State leads 12-6-1**Total Score:** San Jose State 456, San Diego State 295**Average:** San Jose State 24.0, San Diego State 15.5

Date	Site	Result	Score	SD Rk	SJ -Rk	FD	-FD	Total Yds - Yds	TOs	-TOs	Passing Yds -Yds	Rushing Yds -Yds	Te.	Att.
O.11.35	A-Spartan	L	9 - 24	-	-	-	-	-	-	-	-	-	-	-
O.24.36	H-Aztec Bowl	W	14 - 6	-	-	-	-	-	-	-	-	-	-	-
N.25.37	A-Spartan	W	7 - 6	-	-	-	-	-	-	-	-	-	-	-
O.29.38	H-Aztec Bowl	L	0 - 14	-	-	-	-	-	-	-	-	-	-	-
O.13.39	A-Spartan	L	0 - 42	-	-	-	-	-	-	-	-	-	-	-
O.11.40	A-Spartan	L	0 - 10	-	-	-	-	-	-	-	-	-	-	-
O.10.41	A-Spartan	L	0 - 20	-	-	-	-	-	-	-	-	-	-	-
N.8.42	A-Spartan	L	0 - 26	-	-	-	-	-	-	-	-	-	-	-
N.16.46	H-Balboa	L	0 - 6	-	-	-	-	-	-	-	-	-	-	-
O.25.47	H-Balboa	L	7 - 32	-	-	-	-	-	-	-	-	-	-	-
N.12.48	A-Spartan	L	13 - 21	-	-	-	-	-	-	-	-	-	-	-
N.12.49	H-Aztec Bowl	L	0 - 40	-	-	-	-	-	-	-	-	-	-	-
S.29.50	A-Spartan	L	0 - 26	-	-	-	-	-	-	-	-	-	-	-
S.27.52	H-Aztec Bowl	L	6 - 47	-	-	-	-	-	-	-	-	-	-	-
O.20.56	H-Balboa	T	27 - 27	-	-	-	-	-	-	-	-	-	-	-
O.25.57	A-Spartan	L	0 - 46	-	-	-	-	-	-	-	-	-	-	-
N.28.64	A-Spartan	L	15 - 20	-	-	12	- 23	331 - 329	4	- 3	206 - 173	125 - 156	-	-
O.19.66	A-Spartan	W	25 - 0	-	-	15	- 5	291 - 56	1	- 3	141 - 61	150 - (-5)	-	19,400
O.26.68	H-San Diego	W	48 - 6	-	-	31	- 8	424 - 111	1	- 2	224 - 120	200 - (-9)	-	34,641
O.4.69	A-Spartan	W	55 - 21	-	-	26	- 13	465 - 182	5	- 8	291 - 190	174 - (-8)	60	9,271
O.17.70	H-San Diego	W	32 - 6	-	19	25	- 7	381 - 88	4	- 1	188 - 86	193 - 2	60	28,216
N.6.71	A-Spartan	L	7 - 45	-	-	15	- 14	170 - 207	8	- 1	219 - 80	(-49) - 127	50	16,394
O.7.72	H-San Diego	W	23 - 12	-	-	23	- 14	422 - 166	4	- 2	320 - 113	102 - 53	78	35,030
N.3.73	A-Spartan	T	27 - 27	-	-	28	- 20	508 - 348	7	- 1	427 - 174	81 - 174	53	18,501
O.19.74	H-San Diego	W	40 - 14	-	-	24	- 19	472 - 339	3	- 4	293 - 240	179 - 99	65	34,016
N.15.75	A-Spartan	L	7 - 31	-	-	15	- 22	284 - 367	6	- 4	280 - 45	4 - 322	-	20,399
N.6.76	H-San Diego	W	30 - 17	-	-	18	- 15	374 - 301	4	- 2	157 - 68	217 - 245	70	40,710
N.26.77	A-Spartan	W	37 - 34	16	-	23	- 19	432 - 339	6	- 4	325 - 240	107 - 99	60	13,500
O.21.95	H-Jack Murphy	W	49 - 20	-	-	23	- 23	619 - 458	4	- 2	245 - 285	365 - 173	63	31,555
N.2.96	A-Spartan	W	49 - 20	-	-	29	- 24	586 - 457	1	- 1	343 - 327	243 - 130	63	11,483
N.8.97	H-Qualcomm	W	48 - 21	-	-	21	- 18	481 - 329	2	- 3	280 - 213	201 - 116	68	29,896
N.14.98	A-Spartan	W	34 - 6	-	-	19	- 18	400 - 243	0	- 4	219 - 171	181 - 72	68	12,833
S.24.05	H-Qualcomm	W	52 - 21	-	-	28	- 12	513 - 233	1	- 2	303 - 101	210 - 132	76	55,868
S.30.06A	A-Spartan	L	10 - 31	-	-	10	- 20	239 - 418	3	- 2	76 - 282	163 - 136	62	14,361

San Diego State number is listed first. Note: San Diego Stadium is currently Qualcomm Stadium.

## The Last Meeting

► **LAST MEETING:** San Jose State 31, San Diego State 10 | Sept. 30, 2006 | San Jose, Calif.  
SAN JOSE - Injuries, penalties and three turnovers hampered San Diego State's efforts to earn its first victory of the 2006 season, as the Aztecs fell to host San Jose State in a non-conference contest, 31-10, at Spartan Stadium.

SDSU turned the ball over on two of its first three possessions with one leading to the game's first score, a 47-yard touchdown pass off an option play. San Jose State, aided by a pair of Aztec personal foul penalties, added to its lead with another touchdown on its next drive to go up 14-0.

The SDSU offense, which had been limited to just seven points in the last two contests, finally emerged in the second quarter. The Aztecs got on the board with a 30-yard Garrett Palmer field goal, capping a 15-play, 52-yard drive that lasted 8:31.

The defense got the ball back on the Spartans' first play after the kickoff, as safety Reggie Grigsby stripped wide receiver John Broussard of the ball, which was recovered by Terrell Maze at the SJSU 27-yard line. Eight plays later, Aztec sophomore Tyler Campbell found the end zone for the first time in his career on a one-yard run to draw the visitors to within four, 14-10, entering halftime.

After San Jose State missed a 32-yard field goal on its opening drive of the second half, San Diego State's hopes for a comeback took a severe blow as starting quarterback Darren Mougey was forced to leave the game with a shoulder injury at the 8:57 mark of the third quarter.

Redshirt freshman Kevin Craft, making just his second career appearance, was unable to lead an Aztec rally. SDSU managed four first downs and advanced into Spartan territory just once in the final two quarters. San Jose State, meanwhile, tacked on a pair of touchdowns, including one following a failed fake punt, and a field goal to secure its first victory in the series in the last eight tries, 31-10.

Defensively, senior Joe Martin became the first Aztec to record double-figures in tackles in 2006, tallying 11. Junior defensive end Nick Osborn recovered a fumble for the second consecutive game, while logging the team's second sack of the year.

## The Last SDSU Series Victory

► **LAST SDSU SERIES WIN:** San Diego State 52, San Jose State 21 | Sept. 24, 2005 | San Diego, Calif.  
SAN DIEGO - Sophomore quarterback Kevin O'Connell was 23-of-29 with career highs of 271 yards and four touchdowns and the Aztec defense limited the Spartans to 233 yards as San Diego State defeated San Jose State, 52-21, at Qualcomm Stadium.

The Aztecs defeated the Spartans for the seventh straight time and kept San Jose State winless in San Diego since 1952. The game was played in front of 55,868 fans, the third largest home crowd in SDSU history.

San Diego State produced its highest point total since 1996 and the defense limited the Spartans to just 161 yards after their opening drive of the game. The Aztecs, who never trailed, enjoyed at least a two touchdown lead in the final 31:42 of the game.

O'Connell found seven different receivers and had touchdown strikes to three different targets. Senior Jeff Webb became the 11th player in SDSU history to surpass 2,000 career yards receiving with eight catches for 133 yards and a touchdown. Senior slot receiver Robert Ortiz caught six passes for 77 yards and added a pair of touchdown receptions.

The Aztecs got touchdown drives of 78 and 80 yards on its first two possessions but were tied at 14 after one quarter. The San Diego State defense stepped up in the second quarter, limiting the Spartans to just eight yards and no first downs while the offense struck for two more touchdowns.

## Last Game: Fighting Irish Rally in Fourth Quarter to Pull Out 21-13 Win

**Notre Dame 21, San Diego State 13 | Sept. 6, 2008 | Notre Dame Stadium | South Bend, Ind.**  
SOUTH BEND, Ind. - San Diego State held a six-point lead late in the fourth quarter, but the Fighting Irish came back to score two touchdowns in the final 10 minutes to pull off a 21-13 victory in front of a sold out crowd at Notre Dame Stadium.

SDSU finished the game with a slight advantage in total offense (345-342), but was unable to overcome 11 penalties and a costly turnover. Aztec red-shirt freshman quarterback Ryan Lindley had another fine start, throwing for 274 yards, while Notre Dame signal caller Jimmy Clausen totaled 237 yards.

It was a defensive battle in the opening quarter with both teams coming up short on their first three drives of the game.

Notre Dame started off the second frame by moving down the field and into Aztec territory. On second and goal, the Irish attempted to run the ball, but Luke Laolagi forced a fumble before recovering it at the 3-yard line to prevent a UND touchdown.

The Scarlet and Black finally dented the scoreboard on a 1-yard touchdown run by Lindley. T.J. McKay came up big for SDSU on the defensive end, intercepting a Clausen pass and returning it 16 yards to the Notre Dame 44-yard line. Lindley then completed a 43-yard pass to Darren Mougey to set up the Aztecs' first score.

### 2006 SDSU-San Jose St.

#### TEAM STATS

	SDSU	SJSU
First Downs	12	28
Rushes-Yards	30-132	57-266
Passing Yards	101	303
C-A-I	12-40-2	25-33-0
Total Offense	233	513
Fumbles-Lost	1-0	2-1
Penalties-Yards	7-66	13-87
Possession Time	23:52	36:08
Turnovers	2	1
Average Field Pos.	28	36

## SDSU-San Jose State Last Meeting ◀◀

	1	2	3	4	T
San Diego State	0	10	0	0	- 10
San Jose State	7	7	14	3	- 31

**SJ** - Broussard 47-yd pass from J. Jones (Strubeck kick) - 1 play, 62 yards, 0:35 (5:54, 1st)

**SJ** - Perry 1-yd run (Strubeck kick) - 9 plays, 64 yards, 3:47 (14:25, 2nd)

**SD** - Palmer 30-yd FG - 15 plays, 52 yards, 8:31 (5:54, 2nd)

**SD** - Campbell 1-yd run - 8 plays, 27 yards, 3:20 (1:54, 2nd)

**SJ** - Broussard 68-yd pass from Tafralis (Strubeck kick) - 4 plays, 85 yards, 1:55 (4:42, 3rd)

**SJ** - Coleman 12-yd pass from Tafralis (Strubeck kick) - 4 plays, 31 yards, 1:48 (0:06, 3rd)

**SJ** - Strubeck 34-yd FG - 13 plays, 58 yards, 6:19 (7:00, 4th)

### INDIVIDUAL STATS

#### Rushing (Atts.-Yards-TDs):

**SDSU:** Henderson 24-98; Bornes 8-35; Craft 2-10; Sturm 1-6; Mougey 1-6; Wesley 1-5; Campbell 2-3-1. **SJSU:** Perry 12-60-1; Y. Davis 7-27; Eden 2-15; Tafralis 5-14; James T. Callier 3-12; Island 6-9; J. Jones 1-(-1).

#### Passing (Att.-Comp.-Int., Yards, TDs):

**SDSU:** Mougey 9-7-1, 69, 0; Craft 7-3-1, 7, 0. **SJSU:** Tafralis 21-17-0, 234, 2; Eden 1-1-0, 1, 0; J. Jones 1-1-0, 47, 1.

#### Receiving (No.-Yards-TDs):

**SDSU:** Swain 4-42; Spinks 4-23; Henderson 1-6; Schilens 1-5. **SJSU:** Broussard 5-167-2; Coleman 5-47-1; J. Jones 5-47; Clark 1-21; Y. Davis 1-21; Hooper 1-4; Lauderdale 1-1.

### 2008 SDSU-Notre Dame

#### TEAM STATS

	SDSU	ND
First Downs	19	20
Rushes-Yards	15-71	34-105
Passing Yards	274	237
C-A-I	29-59-1	21-34-2
Total Offense	345	342
Fumbles-Lost	1-1	2-2
Penalties-Yards	11-100	7-58
Possession Time	29:08	30:52
Turnovers	2	4
Average Field Pos.	23	43

## Current Aztecs In the NFL ◀◀

*The following former San Diego State players were on NFL rosters as of Sept. 7.*

Antwan Applewhite,	San Diego Chargers
Will Demps,	Houston Texans
Brandyn Dombrowski,	San Diego Chargers
Heath Farwell,	Minnesota Vikings
Kabeer Gbaja-Biamila,	Green Bay Packers
La'Roi Glover,	St. Louis Rams
Lynell Hamilton,	New Orleans Saints
Freddy Keiaho,	Indianapolis Colts
Mike Kralick,	Baltimore Ravens
Matt McCoy,	Tampa Bay Buccaneers
Kirk Morrison,	Oakland Raiders
Kevin O'Connell,	New England Patriots
Kassim Osgood,	San Diego Chargers
Chester Pitts,	Houston Texans
Will Robinson,	Seattle Seahawks
Brian Russell,	Seattle Seahawks
Ephraim Salaam,	Houston Texans
Chaz Schilens,	Oakland Raiders
Tyler Schmitt,	Seattle Seahawks
Brett Swain,	Green Bay Packers
Jeff Webb,	Kansas City Chiefs

After getting excellent field position on a blocked punt, the Fighting Irish evened the game on a 22-yard touchdown pass from Clausen to Michael Floyd. With just 1:14 left on the clock, the Aztecs had to let the time run down and went into the break with the score knotted at 7-7.

San Diego State regained the lead at the 8:31 mark in the third quarter with a 9-play, 80-yard drive that ended in a 15-yard TD catch by Mougey. A missed extra point gave the Aztecs a 13-7 advantage that held up going into the final 15 minutes of action.

Things were looking up for SDSU as it started the fourth quarter by making its way down to the Notre Dame 4-yard line. On first and goal, running back Brandon Sullivan was stopped short of the goal line, with the Irish forcing a fumble and recovering it for a touchback.

Notre Dame capitalized on the opportunity, taking its first lead on its ensuing possession. The Irish then put the game out of reach when Clausen found David Grimes in the endzone to go ahead by eight points with 2:08 left to play.

Clausen finished the day 21-for-34 with two interceptions and three touchdowns, while his prime target was Golden Tate, who racked up 93 yards on a team-high six catches.

Lindley completed 29 of his 59 pass attempts, with one interception and one touchdown. Mougey recorded a career-high 97 yards on five catches, while Matthew Kawulok added a career-best nine receptions for 60 yards. Sullivan led the Aztec rush with 66 yards on 10 attempts. Laolagi paced the defense with 13 tackles, including one TFL, a forced fumble and a fumble recovery.

## Postgame Notes

► Lindley also improved his mark for most completions by a true freshman in a game with 29, edging out his 27-completion effort vs. Cal Poly last week. He now has three school freshmen game passing marks (pass attempts, completions, touchdowns) through just two outings in 2008.

► In addition, Lindley scored his first career rushing TD from a yard out to give the Aztecs a 7-0 lead.

► Aztec Town Takeaways: For the second straight week, an Aztec linebacker forced and recovered an opponent fumble at his own 3-yard-line, as junior Luke Laolagi pulled off the feat vs. Notre Dame. Last week, Russell Allen forced and recovered a fumble at the 3-yard-line against Cal Poly. It was the first career forced and recovered fumble for Laolagi.

► Later in the game, T.J. McKay grabbed his third career interception, but his first pick since 2006, and Vonnice Holmes recorded his fifth career INT. Corey Boudreaux gave the Aztecs' their fourth takeaway of the afternoon causing his second career fumble, which was recovered by Jerry Milling (first career fumble recovery). SDSU was +2 in the turnover category after being -4 last week.

► All Business On Third Down: After limiting Cal Poly to just 2-for-13 on third downs last week, the San Diego State defense held Notre Dame to 3-of-12 performance. Combined, opponent offenses have converted just five of their 25 opportunities on third down. (20 percent conversion rate).

► Low Down On Laolagi, Milling: Starting linebacker Luke Laolagi recorded his fifth career game with 10 or more tackles with a team-high 13 to go with a tackle for loss, a forced fumble and a recovered fumble. Laolagi matched his career-best in tackles, which he also set a year ago vs. TCU and New Mexico. Milling, meanwhile, was the second Aztec in double-figures with a career best 11 and a fumble recovery.

► Right On In The Red Zone: The SDSU defense stalemated the Notre Dame offense in the red-zone, as the Irish scored on just one of their five trips inside the 20-yard line.

► Catches For Kawulok: Tight end Matt Kawulok posted a career high for receptions with nine, including five in the first quarter alone. Kawulok had just six career catches entering this season and combined with his total last week vs. Cal Poly, has 12 receptions in 2008.

► All About Allen: Senior linebacker Russell Allen, who is up for both the Butkus and Lombardi Awards, made his first career start at defensive end today. Allen's 32 previous starts came at linebacker, including vs. Cal Poly last week. The last time Allen played defensive end, he was a junior year in high school.

► Other notes: SDSU team captains for the game included seniors Russell Allen, Corey Boudreaux, Darren Mougey and Eric Miclot ... Junior linebacker Jerry Milling made his first career start this afternoon ... Aztec cornerback Kwincy Edwards, linebacker Bryan Finkel and wideout Brandon Davis saw action in their first career games on special teams ... Atiyah Henderson, Alston Umuolo and DeMarco Sampson logged their first playing time of 2008 vs. Notre Dame ... Sampson logged his first career kick returns today ... Darren Mougey's 36-yard catch to set up SDSU's first score was a career long. Mougey had a career-high 97 yards receiving on five receptions, including one touchdown.



## Good First Impression

Redshirt freshman Ryan Lindley performed well in his road test at Notre Dame over the weekend. The coaching staff felt comfortable enough with the second year player to allow him to throw on the first 17 offensive plays of the game en route to a 29-for-59 performance with one interception, one touchdown and 274 yards passing against the Fighting Irish. He also scored his first career rushing touchdown on a one-yard run.

Through two games, Lindley is 56-of-104 (53.8 percent), with three interceptions, four touchdowns and a quarterback rating of 111.33.

Lindley has already set freshman class records for attempts, completions and touchdowns in a game.

Against Cal Poly, Lindley joined Todd Santos as the only Aztec freshman quarterback to start a season-opening game. Although, like Lindley, Santos lost his 1984 opener at Air Force (16-34), the current quarterback can take some solace in knowing Santos went on to start 45 games for SDSU and earned honorable mention All-America honors as a junior and third-team All-America honors as a senior.

Other notable items from Lindley's two-game career:

- ▶ His 59 pass attempts against Notre Dame tied for third in Aztec single-game history, trailing only Adam Hall and Todd Santos, who own the record of 60. Lindley's 59 attempts also tie for fifth in MWC history.
- ▶ Completed six consecutive passes against the Fighting Irish (the longest streak of his career).
- ▶ Currently has gone 25 straight attempts without an interception. His career long streak is 49. He has only one interception in his last 75 attempts.
- ▶ Following his last interception (against Notre Dame), he completed 14 of his next 17 passes for 118 yards and a touchdown.
- ▶ All four of his touchdown passes have come on first down.
- ▶ Led San Diego State to four touchdowns in five red-zone appearances.
- ▶ Two of his three interceptions were first touched by an Aztec receiver.
- ▶ Against Cal Poly, he went 5-for-5 for 77 yards in the fourth-quarter drive that gave San Diego State its first lead of the game, 27-26
- ▶ Lindley was unable to avoid becoming the ninth straight SDSU quarterback to lose in his first college start.

## Youth Moment

San Diego State utilized 48 players in the season opener against Cal Poly, with only 12 of those players in the senior class. The breakdown by class was 12 seniors, 16 juniors, 13 sophomores and seven freshmen (three red-shirts and four true freshmen). The four true freshmen to see the field in the opener were Aaron Brewer, Jerome Long, Josh Wade and Brian Stahovich.

A week later, 49 Aztecs logged playing time versus Notre Dame, including first-timers Brandon Davis, Kwincy Edwards, Aubrey Smith and Bryan Finkel.

## Patience is a Virtue

Although it is easy to forget, history shows us that many of college football's greatest turnarounds take time. Below are some of the modern day "big turnarounds", all of which have ties to Aztec coach Chuck Long through either Hayden Fry or Bill Snyder.

Below is a look at the early years of some of the great turnarounds in college football history.

Coach	School	First Season	1st	2nd	3rd	1st Winning Season
Hayden Fry	Iowa	1979	5-6	4-7	8-4	3rd
Bill Snyder	Kansas State	1989	1-10	5-6	7-4	3rd
Barry Alvarez	Wisconsin	1990	1-10	5-6	5-6	4th
Dan McCarney	Iowa State	1995	3-8	2-9	1-10	6th
Kirk Ferentz	Iowa	1999	1-10	3-9	7-5	3rd
Mark Mangino	Kansas	2002	2-10	6-7	4-7	4th
Chuck Long	San Diego State	2006	3-9	4-8	0-2	

## Allen Tabbed For Butkus Lombardi Watch Lists

San Diego State senior linebacker Russell Allen was named to the 2008 Butkus Award Watch List for the second consecutive season and also was recently added to the Rotary Lombardi Award Watch List. Allen is one of 66 candidates up for the Butkus Award, which is presented to the nation's best collegiate linebacker, and is one of 113 players up for the Lombardi Award, given to the top down lineman.

Allen is just the second Aztec linebacker to be named to the Butkus Award Watch List on more than one occasion, while he is the third SDSU player named to the Lombardi Award Watch List.

The Butkus Award, which began in 1985, is named in honor of Pro Football Hall of Fame linebacker Dick Butkus. The award will be presented by the Butkus Foundation at a ceremony on January 13, 2009. The Lombardi Award, in its 39th year, will be given out on Dec. 10 in Houston.

Allen currently ranks fifth nationally among all active players with 277 career tackles.

## A Six-Pack Of Captains

San Diego State head coach Chuck Long announced the Aztecs' team captains for the upcoming season on

## Ryan Lindley NAT'L RANKINGS

Below is a look at Lindley's national rankings among freshmen and all players.

	Among Fr.	All
Completions Per Game	1	7
Passing Yards Per Game	1	10
Total Offense	1	17
Pts. Responsible For	3	29
Passing Efficiency	6	75

## SDSU Freshmen Class Passing Records <<<

### Passes Attempted

- 59, Ryan Lindley at Notre Dame (2008)**  
 47, Kevin O'Connell at BYU (2004)  
**45, Ryan Lindley vs. Cal Poly (2008)**  
 43, Kevin O'Connell vs. Utah (2004)  
 42, Todd Santos at Hawai'i (1984)  
 34, Spencer Brinton at Wyoming (1997)

### Passes Completed

- 29, Ryan Lindley at Notre Dame (2008)**  
**27, Ryan Lindley vs. Cal Poly (2008)**  
 26, Todd Santos vs. Colorado St. (1984)  
 24, Todd Santos at Hawai'i (1984)  
 21, Kevin O'Connell at BYU (2004)  
 21, Kevin O'Connell vs. Utah (2004)

### Most Passes in a Single-Game Without Interception

- 38, Todd Santos at Hawai'i (1984)  
 30, Spencer Brinton at Hawai'i (1997)  
 28, Todd Santos vs. New Mexico (1984)  
 26, Todd Santos vs. LBSU (1984)  
 25, Kevin O'Connell vs. UNLV (2004)

### Passing Touchdowns

- 3, Ryan Lindley vs. Cal Poly (2008)**  
 2, Kevin Craft vs. Cal Poly (2006)  
 2, Kevin O'Connell at Air Force (2004)  
 2, Kevin O'Connell vs. Utah (2004)  
 2, Spencer Brinton vs. SJSU (1997)  
 2, Todd Santos vs. New Mexico (1984)  
 2, Todd Santos vs. Colorado State (1984)

### Passing Yardage

- 418, Todd Santos vs. Colorado St. (1984)  
**352, Ryan Lindley vs. Cal Poly (2008)**  
 311, Todd Santos at Hawai'i (1984)  
 294, Todd Santos vs. New Mexico (1984)  
 288, Todd Santos vs. UCLA (1984)

### Points Responsible

- 48, Spencer Brinton vs. SJSU (1997)  
 41, Todd Santos vs. CSU (1984)  
 37, Kevin O'Connell at Air Force (2004)  
 37, Todd Santos vs. New Mexico (1984)  
 37, Todd Santos vs. UTEP (1984)

## SDSU Career Tackle Records <<<

### Career Tackles

Pl. Player, Seasons	Tackles
1. Whip Walton, 1974-77	407
2. Kirk Morrison, 2001-04	396
3. Rico Curtis, 1996-99	355
4. Jason Moore, 1994-97	328
5. John Wesselman, 1987-89	296
6. Mike Fox, 1979-82	293
7. Craigus Thompson, 1993-96	292
8. Chris Johnson, 1990-93	284
9. Darrell Lewis, 1991-93	279
10. Russell Allen, 2005-08	277

### Career Solo Tackles (since 1979)

Pl. Player, Seasons	Tackles
1. Kirk Morrison, 2001-04	241
2. Rico Curtis, 1996-99	199
3. Damon Pieri, 1990-92	186
4. Jason Moore, 1994-97	184
5. Darrell Lewis, 1991-93	176
6. John Wesselman, 1987-89	171
7. Matt McCoy, 2002-04	170
8. Chris Johnson, 1990-93	168
9. Ricky Parker, 1993-96	160
10. Russell Allen, 2005-08	159

### Career Asst. Tackles (since 1979)

Pl. Player, Seasons	Tackles
1. Rico Curtis, 1996-99	156
2. Kirk Morrison, 2001-04	155
3. Joseph Tuipala, 1995-98	144
Jason Moore, 1994-97	144
5. Brett Faryniarz, 1984-87	142
6. Craigus Thompson, 1993-96	137
Mike Fox, 1979-82	137
8. Alan Dale, 1981-82	134
9. Steve Lauter, 1984-86	128
10. Lyndon Earley, 1986-88	126
---	
nr. Russell Allen, 2005-08	118

Aug. 23. Seniors Russell Allen (linebacker), Corey Boudreaux (defensive back), Tyler Campbell (fullback), Siaoisi Fifita (defensive line), Darren Mougey (wide receiver) and Mike Schmidt (offensive line) were selected by their teammates and introduced at SDSU's Family Day scrimmage at Qualcomm Stadium.

Allen enters his final season as the most decorated of all the returning Aztecs. Last year, Allen was the team's top tackler, making 119 stops, including 5.5 for a loss. The Oceanside, Calif., native earned all-Mountain West Conference honorable mention honors after leading the league in tackles per conference outing (10.6) and ranking 33rd in the nation in overall tackles per game (9.9). Allen was named to the Butkus Award Watch List for the second consecutive season in 2008 and was also a preseason all-MWC choice.

Boudreaux, an Orange, Calif., native, started all 12 games for the Aztecs at free safety in 2007, finishing fourth on the squad with 84 tackles. He was seventh in the MWC with eight passes defended and was second on the team with three interceptions.

An Austin, Texas, native, Campbell logged minutes in all 12 games for the second straight season in 2008. He scored two touchdowns on seven carries and also saw significant playing time on the special teams.

Fifita has been a key player over the past three seasons for SDSU, logging minutes in 35 career contests with 10 starts. Last season, the Van Nuys, Calif., native appeared in all 12 games with eight starts on the defensive line. He had a career-best 29 tackles, including six behind the line of scrimmage and three sacks.

A Scottsdale, Ariz., native, Mougey appeared in 10 games in 2008 as a wide receiver after being the No. 2 quarterback the previous two seasons. He made an immediate impact as the team's third-leading receiver with 32 catches for 368 yards and a pair of touchdowns.

Schmidt, a San Diego native, started all 12 games last season after appearing in 11 in the 2006 campaign. He anchored a line which racked up 3,272 yards through the air and 1,247 yards on the ground.

## Ooh-Rah! Aztecs Open 2008 Fall Practice At Camp Pendleton

The San Diego State football team ventured up north to begin its 2008 fall camp in Oceanside, Calif., staying at Marine Corps Base Camp Pendleton from Aug. 4-7. The Aztecs logged two practices on Aug. 5 and 6 at the Semper Fit Fieldhouse on the base and took part in nightly leadership training programs. The team stayed overnight in a part of the base known as Area 62, sleeping in World War II era Quonset huts.

"This has been a great experience," said head coach Chuck Long after the second day of workouts. "Our guys have enjoyed being around the Marines and we hope vice versa. It has been a great eye-opening experience for our team."

## Three Aztecs Named To MWC Anniversary Team

Three former San Diego State players, defensive lineman Kabeer Gbaja-Biamila (1999), linebacker Kirk Morrison (2001-04) and defensive back Will Demps (1999-2001), were named to the 25-member Mountain West Conference Football 10th Anniversary Team, as selected by a combined panel of media, institutional and conference personnel and online fan poll. In order to be eligible for consideration, candidates must have been a first team all-Mountain West selection at least once in their careers.



## > The Aztec Coaching Staff



### Chuck Long

FIELD

#### Head Coach, 3rd Year (Iowa '85)

- ▶ Prior to coming to SDSU, he was the offensive coordinator at Oklahoma for four years and was a member of the Sooner staff for six seasons.
- ▶ Coached on the staffs of Hayden Fry, Kirk Ferentz and Bob Stoops. His position coach in college was Bill Snyder.

Snyder.

- ▶ As a player, he participated in an NCAA record five bowl games and was the 1985 Heisman Trophy runner-up.



### Bob Elliott

FIELD

#### Def. Coordinator, 3rd Year (Iowa '76)

- ▶ Also serves as assistant head coach.
- ▶ Prior to SDSU, Elliott served as the defensive coordinator for four seasons at K-State, helping the Wildcats to a 31-19 record.
- ▶ A Rhodes Scholar candidate and a two-time Academic All-American.

- ▶ Helped Chuck Long get his first coaching job at Iowa by teach him techniques for secondary players.



### Del Miller

BOX

#### Off. Coordinator, 3rd Year (Central '72)

- ▶ Prior to coming to SDSU, he was the offensive coordinator at Kansas State the previous three seasons.
- ▶ Helped lead the Wildcats to the 2003 Big 12 Championship and a spot in the Fiesta Bowl.
- ▶ He has coached in 14 bowl games, including two Rose Bowls, Fiesta Bowl, Gator Bowl and four Holiday Bowls.

Rose Bowls, Fiesta Bowl, Gator Bowl and four Holiday Bowls.

- ▶ Was the first coached hired by Bill Snyder at Kansas State.

- ▶ Miller was the recruiting coordinator at Iowa while Long was at UI.



### Chris Ash

BOX

#### Defensive Backs, 2nd Year (Drake '96)

- ▶ Prior to coming to SDSU, he spent the last seven seasons at Iowa State, including the last five as defensive back coach.
- ▶ Helped take the Cyclones to five bowl games in a six-year stretch.

- ▶ In 2005, Iowa State ranked seventh nationally with 35 turnovers and led the Big 12 Conference with 22 interceptions.

- ▶ In 2004, Iowa State defense was second in the league with 17 picks.



### Jonathan Himebauch

FIELD

#### Offensive Line, 3rd Year (USC '98)

- ▶ Prior to SDSU, he was the varsity head coach at Harvard-Westlake High School in North Hollywood, Calif.

- ▶ Coached the offensive line at UNLV in 2004 after serving as the offensive line coach for the Calgary Stampede of the Canadian Football League.

- ▶ Played his collegiate ball at USC, where he started 23 games on the offensive line and served as team co-captain as a senior.



### Toby Neinas

FIELD

#### OLBs/Special Teams, 3rd Year (Missouri '95)

- ▶ Prior to coming to SDSU, he was the inside linebackers coach (2004-05) and defensive line coach (2002-03) at Temple.

- ▶ The Owls were ranked 15th nationally in run defense in 2002, behind Big East Conference Defensive Player of the Year, defensive tackle Dan Klecko.

- ▶ Spent seven years at UAB (1996-02) as an assistant coach, helping the 2001 Blazers lead the nation in rushing defense.



### Larry Holton

FIELD

#### Running Backs, 3rd Year (Iowa State '70)

- ▶ Has more than 30 years of collegiate coaching experience.

- ▶ Prior to coming to SDSU, he was an assistant head coach and offensive coordinator at Delaware State

- ▶ Has also coached at Eastern Michigan (TEs), Western Illinois (RBs/STs), Iowa (RBs/STs), West Virginia (RBs), Northwestern (RBs/WRs), Illinois (OLBs/RBs), Oklahoma State (Sec), Pittsburgh (Sec/LBs), Florida State (DBs) and Iowa State (student asst.).



### Mike Nelson

FIELD

#### Defensive Line, 3rd Year (Dayton '69)

- ▶ Returned to San Diego State during the off-season after serving as an assistant for the Hamilton Tiger-Cats last season.

- ▶ Coached at Iowa State for 10 seasons, from 1997-2006. Overlapped with Bob Elliott and Chris Ash during that time.

- ▶ Has nearly 40 years of coaching experience with stops at Virginia, Ball State, Wisconsin, Missouri, Kansas State, Stanford and Oregon State.



### LeCharls McDaniel

FIELD

#### Wide Receivers, 8th Year (Cal Poly '81)

- ▶ In his third stint at SDSU, having coached the wide receivers (2002 and 2006), running backs (2005) and secondary/special teams (1994-96).

- ▶ Has also coached at Oregon State (STs/TEs), Cal (STs), Washington Redskins (STs), Phoenix Cardinals (WRs), Cal Poly (Sec/STs), San Diego Chargers (Asst. STs) and Hartnell College (Sec).

- ▶ Honorable mention All-American as a senior cornerback in 1980.



### Brian Stark

BOX

#### Tight Ends, 9th Year (Colorado '97)

- ▶ Returns to the Aztec sidelines after serving as the director of football operations the previous two seasons.

- ▶ This is his ninth season overall on The Mesa. In addition to serving as the director of football operations, he has also coached the quarterbacks during his tenure.

- ▶ Previously worked as the offensive program coordinator at Washington and a student assistant/assistant recruiting coordinator at Colorado.

## &gt; SDSU UPDATED PLAYER BIOS

▶ **#67 IKAIKA AKEN-MOLETA**

OL, 6-2, 305, Jr.-SQ,  
Kapolei, Hawaii (Kapolei HS)

A three-year team member who finished 2008 spring drills as the projected starter at right guard ... Played for the first time in his Aztec career a year ago as a reserve.

**2008:** Made his first starts at right guard vs. Cal Poly and Notre Dame.

▶ **#46 RUSSELL ALLEN**

LB, 6-3, 235, Sr.-3L,  
Oceanside, Calif. (Vista HS)

SDSU's top tackler in 2007 who has seen extensive playing time at both weakside and strongside linebacker ... Has made 33 career starts ... A physical player with excellent speed ... SDSU scholar-athlete ... Only non-senior team captain in 2007... Third in SDSU single-season history in tackles by a junior and tied for eighth in solo stops (71) ...

2007, 2008 Butkus Award Watch List ... 2008 Lombardi Award Watch List ... Is 10th in school career history in tackles with 277.

**2008:** A team captain for the second year in a row ... Made his 32nd career start vs. Cal Poly ... Forced and recovered a fumble in the first quarter vs. the Mustangs ... Ended the game with five solo tackles and a breakup ... Started his first career contest at defensive end against Notre Dame, recording four stops, including one for a loss.

## ALLEN'S CAREER STATISTICS

Career Statistics	G	UA-AT-TT	TFL-Yds.	Sacks	Int.	PBU	FF	FR
2005	12	32-29-61	1.0-3	0-0	2-0	3	0	0
2006	12	48-40-88	6.0-11	0-0	0-0	1	0	0
2007	12	71-48-119	5.5-18	1.0-6	1-0	6	0	1
2008	2	8-1-9	1.0-1	0.0-0	0-0	1	1	1
<b>Totals</b>	<b>38</b>	<b>159-118-277</b>	<b>13.5-33</b>	<b>1.0-6</b>	<b>3-0</b>	<b>11</b>	<b>1</b>	<b>2</b>

**Career Highs:** Tackles: 22 at Utah (10/13/07); TFL: 2 vs. UTEP (8/31/06); Sacks: 1 at Utah (10/13/07); INTs: 1 vs. PSU (9/22/07), at UNLV (10/8/05), at CSU (11/12/05); PBU: 2 vs. UNM (10/20/07); FF: 1 vs. Cal Poly (8/30/08); FR: 1 vs. Cal Poly (8/30/08), vs. PSU (9/22/07).

## ALLEN GAME-BY-GAME

G	UA-AT-TT	TFL-Yds.	Sacks	Int.	PBU	FF	FR
UCLA (9/3/05)	1	1-2-3	0-0	0-0	0	0	0
at Air Force (9/10/05)*	1	1-3-4	0-0	0-0	0	0	0
at Ohio St. (9/17/05)	1	3-1-4	0-0	0-0	0	0	0
San Jose St. (9/24/05)	1	2-0-2	0-0	0-0	0	1	0
BYU (10/1/05)	1	6-4-10	0-0	0-0	0	0	0
at UNLV (10/8/05)*	1	2-2-4	0-0	0-0	1-0	0	0
at Utah (10/15/05)*	1	0-2-2	0-0	0-0	0	1	0
UNM (10/22/05)*	1	5-3-8	0-0	0-0	0	0	0
TCU (10/29/05)*	1	2-2-4	0-0	0-0	0	1	0
at CSU (11/12/05)*	1	4-4-8	0-0	0-0	1-0	0	0
WYO (11/19/05)*	1	4-4-8	0-0	0-0	0	0	0
at Hawai'i (12/3/05)	1	2-2-4	1-3	0-0	0	0	0
UTEP (8/31/06)*	1	4-0-4	2.0-2	0-0	0	0	0
at Wisconsin (9/16/06)*	1	3-6-9	0-0	0-0	0	0	0
UTAH (9/23/06)*	1	3-3-6	0-0	0-0	0	0	0
at SJSU (9/30/06)*	1	2-5-7	1.0-3	0-0	0	0	0
at BYU (10/7/06)*	1	1-4-5	0-0	0-0	0	0	0
AFA (10/21/06)*	1	6-8-14	0-0	0-0	0	0	0
CAL POLY (10/28/06)*	1	10-0-10	1.0-3	0-0	0	0	0
at Wyoming (11/4/06)*	1	2-4-6	0-0	0-0	0	1	0
UNLV (11/11/06)*	1	5-2-7	1.0-2	0-0	0	0	0
at TCU (11/18/06)*	1	7-1-8	1.0-1	0-0	0	0	0
at UNM (11/25/06)*	1	0-4-4	0-0	0-0	0	0	0
CSU (12/2/06)*	1	5-3-8	0-0	0-0	0	0	0
vs. Wash. St. (9/8/07)*	1	4-3-7	0-0	0-0	0	0	0

at ASU (9/15/07)*	1	3-2-5	0-0	0-0	0	0	0	0
PSU (9/22/07)*	1	4-3-7	0-0	0-0	1-0	1	0	1
CINCINNATI (9/29/07)*	1	11-4-15	1.0-1	0-0	0-0	1	0	0
at CSU (10/6/07)*	1	6-2-8	0-0	0-0	0-0	0	0	0
at Utah (10/13/07)*	1	10-12-22	1.5-8	1.0-6	0-0	0	0	0
UNM (10/20/07)*	1	4-5-9	0.5-3	0-0	0-0	2	0	0
WYO (11/3/07)*	1	7-2-9	1.5-4	0-0	0-0	1	0	0
at UNLV (11/10/07)*	1	5-3-8	1.0-2	0-0	0-0	0	0	0
at AFA (11/17/07)*	1	5-3-8	0-0	0-0	0-0	0	0	0
TCU (11/24/07)*	1	8-4-12	0-0	0-0	0-0	1	0	0
BYU (12/1/07)*	1	4-5-9	0-0	0-0	0-0	0	0	0
CAL POLY (8/30/08)*	1	5-0-5	0-0	0-0	0-0	1	1	1
at ND (9/6/08)*	1	3-1-4	1.0-1	0-0	0-0	0	0	0

\* = Game started

**2008 Highs:** Tackles: 5 vs. Cal Poly (8/30/08); TFL: 1.0 vs. Notre Dame (9/6/08); PBU: 1 vs. Cal Poly (8/30/08); FF: 1 vs. Cal Poly (8/30/08); FR: 1 vs. Cal Poly (8/30/08).

▶ **#40 COREY BOUDREAUX**

S, 6-1, 220, Sr.-1L,  
Orange, Calif. (Mater Dei HS)

A speedy secondary player who originally joined the squad as a receiver ... Saw his first career action on special teams in 2006 ... Member of the team's 2003 signing class ... Starter at free safety in 2007 ... One of six former walk-ons to earn scholarships in the fall of 2007 ... Granted his sixth-year of eligibility earlier this spring.

**2008:** Is atop the depth chart at free safety ... Elected one of the team's captains for the season ... Started the game with Cal Poly, but missed most of it due to injury ... Ended up with three tackles on the night ... Forced a fumble and tallied four stops against Notre Dame.

## BOUDREAUX'S CAREER STATISTICS

Career Statistics	G	UA-AT-TT	TFL-Yds.	Sacks	Int.	PBU	FF	FR
2006	2	0-0-0	0-0	0-0	0-0	0	0	0
2007	12	53-31-84	3.0-12	0-0	3-25	8	1	0
2008	2	3-4-7	0-0	0-0	0-0	0	1	0
<b>Totals</b>	<b>16</b>	<b>56-35-91</b>	<b>3.0-12</b>	<b>0-0</b>	<b>3-25</b>	<b>8</b>	<b>2</b>	<b>0</b>

**Career Highs:** Tackles: 13 at Utah (10/13/07); TFLs: 1.0 at UNLV (11/10/07), at Utah (10/13/07), vs. PSU (9/22/07); INT: 1 vs. BYU (12/1/07), at AFA (11/17/07), at Utah (10/13/07); PBUs: 2 vs. UNM (10/20/07), at Utah (10/13/07), at ASU (9/15/07); FF: 1 at Notre Dame (9/6/08), at Utah (10/13/07).

## BOUDREAUX'S GAME-BY-GAME

G	UA-AT-TT	TFL-Yds.	Sacks	Int.	PBU	FF	FR
vs. Wash. St. (9/8/07)*	1	3-2-5	0-0	0-0	0	0	0
at ASU (9/15/07)*	1	5-3-8	0-0	0-0	0	0	0
PSU (9/22/07)*	1	5-3-8	1.0-4	0-0	0-0	1	0
CINCINNATI (9/29/07)*	1	0-1-1	0-0	0-0	0	0	0
at CSU (10/6/07)*	1	3-0-3	0-0	0-0	0	1	0
at Utah (10/13/07)*	1	5-8-13	1.0-3	0-0	1-13	2	1
UNM (10/20/07)*	1	2-1-3	0-0	0-0	0	2	0
WYO (11/3/07)*	1	9-3-12	0-0	0-0	0	0	0
at UNLV (11/10/07)*	1	2-0-2	1.0-5	0-0	0-0	0	0
at AFA (11/17/07)*	1	4-5-9	0-0	0-0	1-0	0	0
TCU (11/24/07)*	1	7-5-12	0-0	0-0	0-0	0	0
BYU (12/1/07)*	1	7-1-8	0-0	0-0	1-12	0	0
CAL POLY (8/30/08)*	1	2-1-3	0-0	0-0	0-0	0	0
at ND (9/6/08)*	1	1-3-4	0-0	0-0	0-0	0	1

\* = Game started

**2008 Highs:** Tackles: 4 vs. Notre Dame (9/6/08); FF: 1 at Notre Dame (9/6/08).

## > SDSU UPDATED PLAYER BIOS



### ► #30 DAVON BROWN

RB, 5-9, 180, So.-1L,  
Torrance, Calif. (South HS)

A speedy back who saw action on offense and special teams in 2007 ... Used his redshirt season in 2006 ... Listed as one of two backups at tailback following 2008 spring drills.

**2008:** Made his first career reception against Cal Poly, hauling in a 36-yard pass to set up an Aztec touchdown ... Also had one carry against the Mustangs ... Returned two kickoffs for 27 yards against Notre Dame.

### D. BROWN'S CAREER STATISTICS

Career Statistics	Rushing					Receiving				
	G	Att.	Yds.	TD	Avg.	No.	Yds.	TD	Avg.	
2007	9	12	20	1	1.7	0	0	0	0.0	
2008	2	1	2	0	2.0	1	36	0	36.0	
<b>Totals</b>	<b>11</b>	<b>13</b>	<b>22</b>	<b>1</b>	<b>1.7</b>	<b>1</b>	<b>36</b>	<b>0</b>	<b>36.0</b>	

**Career Highs:** Carries: 3 at Air Force (11/17/07), vs. BYU (12/1/07); Rushing Yards: 12 at Air Force (11/17/07); Rushing TD: 1 vs. TCU (11/24/07); Long Rush: 7 at Air Force (11/17/07); Receptions: 1 vs. Cal Poly (8/30/08); Receiving Yards: 36 vs. Cal Poly (8/30/08); Long Reception: 36 vs. Cal Poly (8/30/08); Long Kickoff Return: 18 vs. Cincinnati (9/29/07).



### ► #80 VINCENT BROWN

WR, 6-0, 185, So.-1L,  
Rancho Cucamonga, Calif. (Rancho Cucamonga HS)

Saw time at both wideout and in the return game a year ago as a true freshman ... Starter at X receiver, finishing 2007 third in school season history in most receptions by a freshman and fourth in most receiving yards.

**2008:** Started at the X receiver spot vs. Cal Poly, ending the game with seven catches for 98 yards and a 23-yard touchdown reception in the third quarter ... 98 receiving yards are a career-best ... Three catches as a starter vs. Notre Dame.

### V. BROWN'S CAREER STATISTICS

Career Statistics	Receiving				
	G	No.	Yds.	TD	Avg.
2007	12	31	349	2	11.3
2008	2	10	117	1	11.7
<b>Totals</b>	<b>14</b>	<b>41</b>	<b>466</b>	<b>3</b>	<b>11.4</b>

**Career Highs:** Receptions: 9 vs. UNM (10/20/07); Receiving Yards: 98 vs. Cal Poly (8/30/08); Receiving TDs: 1 vs. Cal Poly (8/30/08), vs. WYO (11/3/07), vs. PSU (9/22/07); Longest Reception: 62 vs. PSU (9/22/07); Kickoff Returns: 8 vs. Cincinnati (9/29/07); Kickoff Return Yards: 146 vs. WSU (9/8/07); Longest Kickoff Return: 49 vs. PSU (9/22/07).

### V. BROWN GAME-BY-GAME

	Receiving			
	No.	Yds.	TD	Avg.
vs. Wash. St. (9/8/07)	0	0	0	0.0
at ASU (9/15/07)	2	19	0	9.5
PSU (9/22/07)	2	71	1	35.5
CINCINNATI (9/29/07)*	0	0	0	0.0
at CSU (10/6/07)*	3	61	0	20.3
at Utah (10/13/07)	0	0	0	0.0
UNM (10/20/07)*	9	58	0	6.4
WYO (11/3/07)*	4	52	1	13.0
at UNLV (11/10/07)*	4	34	0	8.5
at AFA (11/17/07)*	3	31	0	10.3
TCU (11/24/07)*	2	12	0	6.0
BYU (12/1/07)*	2	11	0	5.5
CAL POLY (8/30/08)*	7	98	1	14.0

at ND (9/6/08)\* 3 19 0 6.3

\* = Game started

**2008 Highs:** Receptions: 7 vs. Cal Poly (8/30/08); Receiving Yards: 98 vs. Cal Poly (8/30/08); Receiving TDs: 1 vs. Cal Poly (8/30/08); Longest Reception: 23 vs. Cal Poly (8/30/08).




### ► #9 MILES BURRIS

LB, 6-2, 245, Fr.-RS,  
Granite Bay, Calif. (Granite Bay HS)

A hard-nosed player who always seems to be around the ball ... Team's defensive scout player of the year in 2007, while using his redshirt season ... SDSU scholar-athlete in the fall of 2007 ... Backup at middle linebacker.

**2008:** Saw his first playing time against Cal Poly and Notre Dame on special teams.



### ► #32 TYLER CAMPBELL

RB, 6-0, 220, Sr.-2L,  
Austin, Texas (Pasadena JC)

Came to SDSU during fall camp 2005, redshirting the year, but earned offensive scout team player-of-the-year honors ... Backup at halfback and also played on special teams in 2006 ... Hard worker, who is listed as the starter at fullback in 2008 ... SDSU scholar-athlete.

**2008:** One of six team captains for the Aztecs in 2008 ... Starter at fullback against Cal Poly, making one special teams tackle ... Three stops vs. Notre Dame.

### CAMPBELL'S CAREER STATISTICS

Career Statistics	Rushing					Receiving			
	G	Att.	Yds.	TD	Avg.	No.	Yds.	TD	Avg.
2006	12	10	7	2	0.7	0	0	0	0.0
2007	12	3	6	0	2.0	0	0	0	0.0
2008	2	0	0	0	0.0	0	0	0	0.0
<b>Totals</b>	<b>26</b>	<b>13</b>	<b>13</b>	<b>2</b>	<b>1.0</b>	<b>0</b>	<b>0</b>	<b>0</b>	<b>0.0</b>

**Career Highs:** Carries: 3 vs. UNLV (11/11/06); Rushing Yards: 5 vs. UNLV (11/11/06); Rushing TD: 1 at BYU (10/7/06), at SJSU (9/30/06); Longest KO Return: 19 vs. UTEP (8/31/06).



### ► #54 ZACH CLARKE

LB, 6-2, 225, Sr.-1L,  
Mission Viejo, Calif. (Saddleback JC)

Backup at strongside linebacker in 2007 and 2008 ... Member of the scout team in 2006 after playing at the junior college level.

**2008:** Appeared on special teams in the opener with Cal Poly, but did not log a tackle ... Played on both special teams and defense at Notre Dame.

### CLARKE'S CAREER STATISTICS

Career Statistics	G	UA-AT-TT	TFL-Yds.	Sacks	Int.	PBU	FF	FR
2007	6	5-3-8	0-0	0-0	0-0	0	0	0
2008	2	0-0-0	0-0	0-0	0-0	0	0	0
<b>Totals</b>	<b>8</b>	<b>5-3-8</b>	<b>0-0</b>	<b>0-0</b>	<b>0-0</b>	<b>0</b>	<b>0</b>	<b>0</b>

**Career Highs:** Tackles: 4 vs. UNM (10/20/07).



### ► #11 MARTRELL FANTROY

DB, 6-1, 215, So.-1L,  
Las Vegas, Nev. (Bishop Gorman HS)

Athletic, physical secondary player ... Backup at free safety in 2007 ... Listed as one of two possible starters at strong safety at the end of spring drills.

**2008:** Moved back to free safety this fall ... Did not play vs. Cal Poly or Notre Dame due to a groin injury.



## > SDSU UPDATED PLAYER BIOS

### FANTROY'S CAREER STATISTICS

Career Statistics	G	UA-AT-TT	TFL-Yds.	Sacks	Int.	PBU	FF	FR
2007	12	15-2-17	0-0	0-0	3-100	0	0	1-0

**Career Highs:** Tackles: 6 at UNLV (11/10/07); INT: 1 at UNLV (11/10/07), vs. UNM (10/27/07), vs. Cincinnati (9/29/07); FR: 1 vs. TCU (11/24/07).

### FANTROY GAME-BY-GAME

	G	UA-AT-TT	TFL-Yds.	Sacks	Int.	PBU	FF	FR
vs. Wash. St. (9/8/07)	1	0-0-0	0-0	0-0	0-0	0	0	0
vs. ASU (9/15/07)	1	0-0-0	0-0	0-0	0-0	0	0	0
PSU (9/22/07)	1	0-0-0	0-0	0-0	0-0	0	0	0
CINCINNATI (9/29/07)	1	2-0-2	0-0	0-0	1-0	0	0	0
at CSU (10/6/07)	1	0-0-0	0-0	0-0	0-0	0	0	0
at Utah (10/13/07)	1	0-0-0	0-0	0-0	0-0	0	0	0
UNM (10/20/07)	1	1-1-2	0-0	0-0	1-45	0	0	0
WYO (11/3/07)	1	3-0-3	0-0	0-0	0-0	0	0	0
at UNLV (11/10/07)	1	6-0-6	0-0	0-0	1-55	0	0	0
at AFA (11/17/07)	1	0-0-0	0-0	0-0	0-0	0	0	0
TCU (11/24/07)	1	1-0-1	0-0	0-0	0-0	0	0	1-0
BYU (12/1/07)	1	2-1-3	0-0	0-0	0-0	0	0	0
CAL POLY (8/30/08)					DNP-INJ			

\* = Game started

2008 Highs: N/A



#### ► #73 KELLEN FARR

OL, 6-7, 320, Fr.-RS,  
Mesa, Ariz. (Red Mountain HS)

Switched to guard during fall camp ... Finished 2008 spring drills as one of two starters at right tackle along with Kurtis Gunther.

2008: Is the backup at right guard behind Ikaika Aken-Moleta ... Saw his first career action as a reserve against Cal Poly and Notre Dame on special teams.



#### ► #63 BRYAN FINKEL

LB, 6-2, 225, Jr.-RS,  
S. Lake Tahoe, Calif. (South Tahoe HS/Linfield College)

Joined the Aztecs during fall camp in 2007 ... Linebacker, who will look to see his first action in 2008 ... SDSU scholar-athlete during the fall semester.

2008: Backup at weakside linebacker behind Jerry Milling ... Made Aztec debut vs. Notre Dame on special teams.



#### ► #79 KURTIS GUNTHER

OL, 6-8, 280, Fr.-RS,  
Camarillo, Calif. (Adolfo Camarillo HS)

One of four true freshmen offensive linemen on the Aztec two-deep in 2007 ... One of the backups at left tackle a year ago ... Finished 2008 spring drills as a possible starter at either right or left tackle.

2008: Running No. 2 at right tackle behind senior Lance Louis ... Did not play in the opening two games.



#### ► #21 ATIYAH HENDERSON

RB, 5-9, 175, Jr.-2L,  
Rockledge, Fla. (Rockledge HS)

Has seen starting time each of the last two seasons ... A speedster with great one-on-one moves ... Ranked 74th nationally in rushing yards per outing in 2006 as a redshirt freshman ... His 764 rushing yards is fourth in Aztec freshman single-season history ... 2006 MWC honorable mention ... Needs just 41 yards to get to the 1,000-yard rushing

mark for his career.

2008: Is a possible starter at tailback with Brandon Sullivan ... Did not play

against Cal Poly due to injury ... Returned against Notre Dame with four catches for 37 yards and two carries for 12 yards.

### HENDERSON'S CAREER STATISTICS

Career Statistics	G	Att.	Yds.	TD	Avg.	No.	Yds.	TD	Avg.
2006	12	174	764	1	4.4	18	78	0	4.3
2007	10	44	183	1	4.2	27	202	0	7.5
2008	1	2	12	0	6.0	4	37	0	9.3
Totals	23	220	959	2	4.4	49	317	0	6.5


**Career Highs:** Carries: 26 vs. Cal Poly (10/28/06); Rushing Yards: 142 vs. AFA (10/21/06); Long Rush: 40 vs. Utah (9/23/06); Receptions: 6, two times; Receiving Yards: 65 vs. Cincinnati (9/29/07); Long Reception: 51 vs. Cincinnati (9/29/07).

### HENDERSON GAME-BY-GAME

	Att.	Yds.	TD	Avg.	No.	Yds.	TD	Avg.
UTEP (8/31/06)	1	0	0	0.0	0	0	0	0.0
at Wisconsin (9/16/06)	0	0	0	0.0	0	0	0	0.0
UTAH (9/23/06)	12	98	0	2.5	0	0	0	0.0
at SJSU (9/30/06)*	24	98	0	4.1	1	6	0	6.0
at BYU (10/7/06)*	21	93	0	4.4	2	10	0	5.0
AFA (10/21/06)*	25	142	0	5.7	2	2	0	1.0
CAL POLY (10/28/06)*	26	140	0	5.4	0	0	0	0.0
at WYO (11/4/06)*	9	30	0	3.3	3	8	0	2.7
UNLV (11/11/06)*	22	62	0	2.8	3	0	0	0.0
at TCU (11/18/06)*	12	22	0	1.8	4	17	0	4.3
at UNM (11/25/06)	11	21	0	1.9	2	37	0	18.5
CSU (12/2/06)	11	58	1	5.3	1	-2	0	0.0
vs. WSU (9/8/07)	2	16	0	8.0	3	14	0	4.7
at ASU (9/15/07)	3	10	0	3.3	3	24	0	8.0
PSU (9/22/07)	4	22	0	5.5	1	15	0	15.0
CINCINNATI (9/29/07)	3	23	0	7.7	2	65	0	32.5
at CSU (10/6/07)	10	46	0	4.6	0	0	0	0.0
at Utah (10/13/07)	2	0	0	0.0	1	-4	0	0.0
UNM (10/20/07)	7	28	0	4.0	0	0	0	0.0
WYO (11/3/07)					DNP			
at UNLV (11/10/07)					DNP			
at AFA (11/17/07)*	8	27	1	3.4	6	37	0	6.2
TCU (11/24/07)*	4	10	0	2.5	6	25	0	4.2
BYU (12/1/07)*	1	1	0	1.0	5	26	0	5.2
CAL POLY (8/30/08)					DNP-INJ			
at ND (9/8/08)	2	12	0	6.0	4	37	0	9.3

\* = Game started

2008 Highs: Carries: 2 at Notre Dame (9/8/08); Rushing Yards: 12 at Notre Dame (9/8/08); Long Rush: 13 at Notre Dame (9/8/08); Receptions: 4 at Notre Dame (9/8/08); Receiving Yards: 37 at Notre Dame (9/8/08); Long Reception: 20 at Notre Dame (9/8/08).



#### ► #6 VONNIE HOLMES

DB, 6-0, 170, Sr.-1L,  
Palmdale, Calif. (College of the Canyons)

Starter at one cornerback slot in 2007 and 2008 ... Joined the Aztecs during fall camp a year ago ... One of five SDSU players to attend Palmdale High School ... Full first name is JaVonte.

2008: Starter in the season-opener with Cal Poly, posting a career-high three pass breakups to go with five solo stops ... Fifth career pick vs. Notre Dame to go with seven tackles, which also tied a career best ... Tied for second in the MWC and sixth nationally in passes defended per outing.

### HOLMES' CAREER STATISTICS

Career Statistics	G	UA-AT-TT	TFL-Yds.	Sacks	Int.	PBU	FF	FR
2007	12	21-5-26	0.5-2	0-0	4-65	3	0	1-0

## > SDSU UPDATED PLAYER BIOS

2008	2	11-1-12	0-0	0-0	1-0	3	0	0-0
<b>Totals</b>	14	32-6-38	0.5-2	0-0	5-65	6	0	1-0


**Career Highs:** Tackles: 7 at Notre Dame (9/6/08), vs. TCU (11/24/07); TFL: 0.5 vs. WYO (11/3/07); INT: 1, five times; PBU: 3 vs. Cal Poly (8/30/08); FR: 1 vs. TCU (11/24/07).

### HOLMES GAME-BY-GAME

	G	UA-AT-TT	TFL-Yds.	Sacks	Int.	PBU	FF	FR
vs. Wash. St. (9/8/07)	1	1-0-1	0-0	0-0	1-0	0	0	0
at ASU (9/15/07)	1	0-1-1	0-0	0-0	1-23	0	0	0
PSU (9/22/07)	1	3-0-3	0-0	0-0	1-7	0	0	0
CINCINNATI (9/29/07)	1	2-0-2	0-0	0-0	1-35	1	0	0
at CSU (10/6/07)*	1	2-0-2	0-0	0-0	0-0	0	0	0
at Utah (10/13/07)*	1	1-2-3	0-0	0-0	0-0	0	0	0
UNM (10/20/07)*	1	0-0-0	0-0	0-0	0-0	0	0	0
WYO (11/3/07)*	1	2-1-3	0.5-2	0-0	0-0	1	0	0
at UNLV (11/10/07)*	1	2-1-3	0-0	0-0	0-0	1	0	0
at AFA (11/17/07)*	1	1-0-1	0-0	0-0	0-0	0	0	0
TCU (11/24/07)*	1	7-0-7	0-0	0-0	0-0	0	0	1-0
BYU (12/1/07)	1	0-0-0	0-0	0-0	0-0	0	0	0
CAL POLY (8/30/08)*	1	5-0-5	0-0	0-0	0-0	3	0	0
at ND (9/6/08)*	1	6-1-7	0-0	0-0	1-0	0	0	0

\* = Game started

**2008 Highs:** Tackles: 7 at Notre Dame (9/6/08); INT: 1 at Notre Dame (9/6/08); PBU: 3 vs. Cal Poly (8/30/08).



### ► #44 ROMEO HORN

DB, 6-0, 185, So.-HS,  
Fresno, Calif. (Fresno Edison HS)

Signed a scholarship offer with the Aztecs in June 2007 ... Rated as one of the top 20 at his position as a prep in California by *Scout.com* ... Was the backup behind Aaron Moore at one cornerback position in 2007.

**2008:** Listed No. 2 on the depth chart at cornerback behind Aaron Moore ... Played on special teams vs. Cal Poly, making two tackles ... More special teams play against Notre Dame.

### HORN'S CAREER STATISTICS

Career Statistics	G	UA-AT-TT	TFL-Yds.	Sacks	Int.	PBU	FF	FR
2007	12	5-2-7	0-0	0-0	0-0	0	0	0
2008	2	1-1-2	0-0	0-0	0-0	0	0	0
<b>Totals</b>	14	6-3-9	0-0	0-0	0-0	0	0	0

**Career Highs:** Tackles: 3 vs. PSU (9/22/07).



### ► #97 ERIC IKONNE

DE, 6-0, 250, So.-SQ,  
Dallas, Texas (Newman Smith HS)

Continues to develop ... Played in one game in 2007, after redshirting in 2006 ... Ended 2008 spring drills as one of two possible starters at rush end with B.J. Williams ... Picked up football late during high school.

**2008:** Saw his most extensive playing time against Cal Poly, making his first career tackle ... Missed the Notre Dame contest with an ankle injury.

### IKONNE'S CAREER STATISTICS

Career Statistics	G	UA-AT-TT	TFL-Yds.	Sacks	Int.	PBU	FF	FR
2007	1	0-0-0	0-0	0-0	0-0	0	0	0
2008	1	1-0-1	0-0	0-0	0-0	0	0	0
<b>Totals</b>	2	1-0-1	0-0	0-0	0-0	0	0	0

**Career Highs:** Tackles: 1 vs. Cal Poly (8/30/08)



### ► #50 TRASK IOSEFA

OL, 6-0, 315, So.-1L,  
Ewa Beach, Hawaii (Punahou HS)

Starter at center in 2007 and 2008 ... Joined the Aztecs during the spring semester 2006, after signing in February 2005 ... Participated in 2006 spring practices before redshirting.

**2008:** Started his 13th and 14th consecutive games at center against Cal Poly and Notre Dame.



### ► #71 ALEC JOHNSON

OL, 6-3, 310, Fr.-HS,  
Denver, Colo. (J.K. Mullen HS)

One of SDSU's top-rated recruits, who is ranked 21st in the nation at center and eighth overall in the state of Colorado by *Scouts, Inc.* ... Teammate of fellow Aztec signee Jimmy Miller.

**2008:** One of two backups at center with junior transfer Damian Shankle ... Has yet to see action.



### ► #91 DARIAS JONES

DL, 6-4, 355, Jr.-TR,  
Gainesville, Fla. (Gainesville HS/Butte College)

Joined the Aztecs during 2008 fall camp ... Transferred from Butte College and will give the team experience and bulk on the defensive line ... Listed as the backup at nose tackle behind Ernie Lawson.

**2008:** Saw action as a reserve, but did not make any stops vs. Cal Poly or Notre Dame.



### ► #20 MATTHEW KAWULOK

TE, 6-2, 245, Jr.-2L,  
Boulder, Colo. (Monarch HS)

Has been a part of the Aztec tight end rotation each of the past two seasons, playing in 21 career contests ... Redshirted in 2005, before starting six times in 2006 ... Brothers, Chris and Michael, both play football at Colorado State ... SDSU scholar-athlete both semesters in 2006 and 2007.

**2008:** Logged his eighth career start in the opener and also played on special teams ... Posted a career-best three catches for 52 yards with a long of 22 yards ... Tripled his previous career high with nine receptions against Notre Dame ... Also posted a career best with 60 receiving yards vs. the Irish ... Tied for fourth in the MWC and 41st nationally in receptions per game.

### KAWULOK'S CAREER STATISTICS

Career Statistics	Receiving				
	G	No.	Yds.	TD	Avg.
2006	12	5	65	0	13.0
2007	7	1	2	0	2.0
2008	2	12	112	0	9.3
<b>Totals</b>	21	18	179	0	9.9

**Career Highs:** Receptions: 9 at Notre Dame (9/6/08); Receiving Yards: 60 at Notre Dame (9/6/08); Long Reception: 24 vs. Air Force (10/21/06).



### ► #35 LUKE LAOLAGI

LB, 6-1, 230, Jr.-2L,  
Reseda, Calif. (Birmingham HS)

Starter at middle LB since spring drills in 2007 ... Appeared in 10 games in 2006, playing on both special teams and at linebacker.

**2008:** One of San Diego State's three returning starters at linebacker ... Recorded seven stops, including five solos,

## > SDSU UPDATED PLAYER BIOS

against Cal Poly ... Matched his career best with a team game-high 13 stops vs. Notre Dame ... Forced and recovered a fumble at the three-yard line, while adding a tackle for a loss of four yards ... Second in the MWC and tied for 25th nationally in tackles per outing.

### LAOLAGI'S CAREER STATISTICS

Career Statistics	G	UA-AT-TT	TFL-Yds.	Sacks	Int.	PBU	FF	FR
2006	10	7-3-10	1.0-2	0-0	0-0	0	0	0
2007	12	48-46-94	6.0-20	1.0-5	0-0	4	0	0
2008	2	13-7-20	1.0-4	0-0	0-0	0	1	1-0
<b>Totals</b>	<b>24</b>	<b>68-56-124</b>	<b>8.0-26</b>	<b>1.0-5</b>	<b>0-0</b>	<b>4</b>	<b>1</b>	<b>1-0</b>

**Career Highs:** Tackles: 13 at Notre Dame (9/6/08), vs. TCU (11/24/07), UNM (10/20/07); TFL: 4.0 vs. WYO (11/3/07); Sack: 1.0 vs. WYO (11/3/07); FF: 1 at Notre Dame (9/6/08); FR: 1 at Notre Dame (9/6/08); PBU: 1 vs. BYU (12/1/07), at UNM (10/20/07), at Utah (10/13/07), vs. WSU (9/8/07).

### LAOLAGI GAME-BY-GAME

	G	UA-AT-TT	TFL-Yds.	Sacks	Int.	PBU	FF	FR
UTEP (8/31/06)	1	0-0-0	0-0	0-0	0-0	0	0	0
at Wisconsin (9/16/06)	1	0-1-1	0-0	0-0	0-0	0	0	0
UTAH (9/23/06)	1	0-0-0	0-0	0-0	0-0	0	0	0
at SJSU (9/30/06)	1	0-1-1	0-0	0-0	0-0	0	0	0
at BYU (10/7/06)	1	2-1-3	0-0	0-0	0-0	0	0	0
AFA (10/21/06)	1	0-0-0	0-0	0-0	0-0	0	0	0
CAL POLY (10/28/06)	1	3-0-3	1.0-2	0-0	0-0	0	0	0
at Wyoming (11/4/06)	1	1-0-1	0-0	0-0	0-0	0	0	0
UNLV (11/11/06)	1	1-0-1	0-0	0-0	0-0	0	0	0
at TCU (11/18/06)	1	0-0-0	0-0	0-0	0-0	0	0	0
at UNM (11/25/06)		DNP-INJ						
CSU (12/2/06)		DNP-INJ						
vs. Wash. St. (9/8/07)*	1	1-7-8	0-0	0-0	0-0	1	0	0
vs. ASU (9/15/07)*	1	2-3-5	0-0	0-0	0-0	0	0	0
PSU (9/22/07)*	1	1-2-3	0.5-4	0-0	0-0	0	0	0
CINCINNATI (9/29/07)*	1	5-2-7	0-0	0-0	0-0	0	0	0
at CSU (10/6/07)*	1	3-2-5	0-0	0-0	0-0	0	0	0
at Utah (10/13/07)*	1	3-8-11	0-0	0-0	0-0	1	0	0
UNM (10/20/07)*	1	6-7-13	0.5-1	0-0	0-0	1	0	0
WYO (11/3/07)*	1	10-0-10	4.0-11	1.0-5	0-0	0	0	0
at UNLV (11/10/07)*	1	2-3-5	0-0	0-0	0-0	0	0	0
at AFA (11/17/07)*	1	3-6-9	1.0-4	0-0	0-0	0	0	0
TCU (11/24/07)*	1	10-3-13	0-0	0-0	0-0	0	0	0
BYU (12/1/07)*	1	2-3-5	0-0	0-0	0-0	1	0	0
CAL POLY (8/30/08)*	1	5-2-7	0-0	0-0	0-0	0	0	0
at ND (9/6/08)*	1	8-5-13	1.0-4	0-0	0-0	0	1	1-0

\* = Game started

**2008 Highs:** Tackles: 13 at Notre Dame (9/6/08); TFL: 1.0 at Notre Dame (9/6/08); FF: 1 at Notre Dame (9/6/08); FR: 1 at Notre Dame (9/6/08).



### ► #66 ERNIE LAWSON

DL, 6-3, 300, So.-1L,  
Vallejo, Calif. (St. Patrick-St. Vincent HS)

Backup at defensive tackle behind Ornan Nwansi in 2007 ... Redshirted in 2006 ... Listed atop the two-deep at one tackle spot following spring drills ... SDSU scholar-athlete for the 2007 fall semester ... Voted team's most inspirational player following the 2007 campaign.

**2008:** First career start at defensive tackle in the opener, but did not have a tackle ... Played on an injured ankle against Notre Dame, managing two stops with one behind the line of scrimmage.

### LAWSON'S CAREER STATISTICS

Career Statistics	G	UA-AT-TT	TFL-Yds.	Sacks	Int.	PBU	FF	FR
2007	12	9-8-17	0-0	0-0	0-0	2	0	0
2008	2	1-1-2	1.0-1	0-0	0-0	0	0	0
<b>Totals</b>	<b>14</b>	<b>10-9-19</b>	<b>1.0-1</b>	<b>0-0</b>	<b>0-0</b>	<b>2</b>	<b>0</b>	<b>0</b>

**Career Highs:** Tackles: 4 at Air Force (11/17/07), at Utah (10/13/07); TFLs:

1.0 at Notre Dame (9/6/08).



### ► #14 RYAN LINDLEY

QB, 6-3, 205, Fr.-RS,  
Alpine, Calif. (El Capitan HS)

A strong-armed passer who made his Aztec debut this season ... Ended 2008 spring drills as the front-runner for the starting quarterback job ... Redshirt in 2007.

**2008:** Became just the second freshman to start a season-opening game, joining Todd Santos ... Completed 27 of his 45 pass attempts for 352 yards and three touchdowns in his debut ... All numbers were the most by an Aztec freshman in his first career start ... A week later, attempted 59 passes against Notre Dame, tying for third in the SDSU single-game record book ... Also set an MWC freshman record and is tied for fifth overall in conference game history with his 59 attempts ... Completed 29 of those 59 attempts for 274 yards and a TD, while adding his first career rushing score to put the Aztecs up 7-0 ... Ranks 10th nationally in passing per game and is 16th in total offense

### LINDLEY'S CAREER PASSING STATISTICS

Career Statistics	G	Att.	Com.	INT	Yds.	TDs	Eff.	Tot. Off.
2008	2	104	56	3	626	4	111.3	604

**Career Highs:** Attempts: 59 at Notre Dame (9/6/08); Completions: 29 at Notre Dame (9/6/08); Passing Yards: 352 vs. Cal Poly (8/30/08); Long Pass: 43 at Notre Dame (9/6/08); TDs Passing: 3 vs. Cal Poly (8/30/08); TDs Rushing: 1 at Notre Dame (9/6/08).

### LINDLEY GAME-BY-GAME

	Passing					Rushing		
	Att.	Com.	INT	Yds.	TDs	Att.	Yds.	TDs
CAL POLY (8/30/08)*	45	27	2	352	3	6	-16	0
at ND (9/6/08)*	59	29	1	274	1	2	-6	1

\* = games started



### ► #94 JEROME LONG

DL, 6-5, 250, Fr.-HS,  
Los Osos, Calif. (Morro Bay HS)

Recorded 68 tackles, 4.5 sacks, a blocked punt and a fumble recovery as a senior at Morro Bay High School ... Los Padres League Lineman of the Year in 2007 ... Also was a heavyweight wrestler as a prep ... Listed as the backup at defensive tackle behind Jonathan Soto.

**2008:** Saw action in the team's opener with Cal Poly as a reserve ... Made four tackles ... Injured his ankle vs. the Mustangs and played limited minutes at Notre Dame.

### LONG'S CAREER STATISTICS

Career Statistics	G	UA-AT-TT	TFL-Yds.	Sacks	Int.	PBU	FF	FR
2007	2	1-3-4	0-0	0-0	0-0	0	0	0

**Career Highs:** Tackles: 4 vs. Cal Poly (8/30/08).



### ► #59 LANCE LOUIS

OL, 6-3, 300, Sr.-3L,  
New Orleans, La. (Landry HS)

Moved from tight end to offensive line at the end of August 2007 ... Made a quick transition and was in the mix at right guard ... Played in 19 career contests at tight end from 2004-05, but sat out the 2006 campaign, recovering from a torn ACL in his left knee during the team's second scrimmage of spring drills in 2006 ... Has 14 career catches for 195 yards and a TD.

**2008:** Moved from guard to tackle during 2008 fall camp, earning the starting nod at right tackle against Cal Poly and Notre Dame.



## &gt; SDSU UPDATED PLAYER BIOS

▶ **#10 DAVION MAULDIN**

DB, 5-10, 175, Jr.-TR,

Compton, Calif. (Cimarron-Mem. HS/Cerritos JC)

Played last season at Cerritos College in Norwalk, Calif., after appearing in seven games at Minot State in North Dakota in 2006 ... 2007 JC Athletic Bureau Region IV first team as a kick returner ... Attended Cimarron-Memorial High School in Las Vegas, Nev.

**2008:** Played on special teams against Cal Poly, returning two punts and a pair of kickoffs with a long of 37 yards ... Missed the Notre Dame game with a foot injury.

## MAULDIN'S CAREER STATISTICS

Kickoff Returns	Att.	Yds.	TD	Avg.	Long
2008	2	49	0	24.5	37

Punt Returns	Att.	Yds.	TD	Avg.	Long
2008	2	4	0	2.0	4

**Career/2008 Highs:** KO Returns: 2 vs. Cal Poly (8/30/08); KO Return Yards: 49 vs. Cal Poly (8/30/08); Long KO Return: 37 vs. Cal Poly (8/30/08); Punt Returns: 2 vs. Cal Poly (8/30/08); Punt Return Yards: 4 vs. Cal Poly (8/30/08); Long Punt Return: 4 vs. Cal Poly (8/30/08).

▶ **#5 T.J. MCKAY**

S, 6-1, 205, Sr.-3L,

Palmdale, Calif. (Palmdale HS)

Saw significant field time in his first three competitive campaigns as the backup at free safety in 2005-07 ... Seven career starts ... Ended 2008 spring practice as a possible starter at strong safety with Martrell Fantroy.

**2008:** Started at strong safety against Cal Poly, making four tackles ... First interception since 2006 at Notre Dame,

returning it 16 yards.

## MCKAY'S CAREER STATISTICS

Career Statistics	G	UA-AT-TT	TFL-Yds.	Sacks	Int.	PBU	FF	FR
2005	12	12-7-19	1.0-3	0-0	1-17	1	1	0
2006	11	9-3-12	0-0	0-0	1-10	1	0	2
2007	7	11-8-19	0-0	0-0	0-0	0	0	0
2008	2	4-2-6	0-0	0-0	1-16	0	0	0
<b>Totals</b>	<b>32</b>	<b>36-20-56</b>	<b>1.0-3</b>	<b>0-0</b>	<b>3-43</b>	<b>2</b>	<b>1</b>	<b>2</b>

**Career Highs:** Tackles: 7 vs. WSU (9/8/07); TFL: 1.0 at Colorado State (11/12/05); INT: 1 vs. New Mexico (10/22/05), vs. UTEP (8/31/06); PBU: 2 vs. San Jose St. (9/24/05); FF: 1 at Hawai'i (12/3/05), FR: 1 at WYO (11/4/06), at BYU (10/7/06).

## MCKAY GAME-BY-GAME

	G	UA-AT-TT	TFL-Yds.	Sacks	Int.	PBU	FF	FR
UCLA (9/3/05)	1	0-0-0	0-0	0-0	0-0	0	0	0
at Air Force (9/10/05)	1	0-0-0	0-0	0-0	0-0	0	0	0
at Ohio St. (9/17/05)*	1	0-1-1	0-0	0-0	0-0	0	0	0
San Jose St. (9/24/05)	1	3-1-4	0-0	0-0	0-0	1	0	0
BYU (10/1/05)	1	2-0-2	0-0	0-0	0-0	0	0	0
at UNLV (10/8/05)	1	0-0-0	0-0	0-0	0-0	0	0	0
at Utah (10/15/05)	1	2-3-5	0-0	0-0	0-0	0	0	0
UNM (10/22/05)	1	1-0-1	0-0	0-0	1-17	0	0	0
TCU (10/29/05)	1	0-0-0	0-0	0-0	0-0	0	0	0
at CSU (11/12/05)	1	2-0-2	1.0-3	0-0	0-0	0	0	0
WYO (11/19/05)	1	1-0-1	0-0	0-0	0-0	0	0	0
at Hawai'i (12/3/05)*	1	1-2-3	0-0	0-0	0-0	0	1	0
UTEP (8/31/06)*	1	4-1-5	0-0	0-0	1-10	0	0	0
at Wisconsin (9/16/06)	1	1-0-1	0-0	0-0	0-0	0	0	0
UTAH (9/23/06)	1	0-0-0	0-0	0-0	0-0	0	0	0
at SJSU (9/30/06)	1	0-0-0	0-0	0-0	0-0	0	0	0
at BYU (10/7/06)	1	0-0-0	0-0	0-0	0-0	0	0	1-0

AFA (10/21/06)	1	0-0-0	0-0	0-0	0-0	0	0	0
CAL POLY (10/28/06)			DNP-CD					
at WYO (11/4/06)	1	1-0-1	0-0	0-0	0-0	0	0	1-23
UNLV (11/11/06)	1	1-1-2	0-0	0-0	0-0	1	0	0
at TCU (11/18/06)	1	1-1-2	0-0	0-0	0-0	0	0	0
at UNM (11/25/06)*	1	0-1-1	0-0	0-0	0-0	0	0	0
CSU (12/2/06)	1	0-0-0	0-0	0-0	0-0	0	0	0
vs. Wash. St. (9/8/07)	1	2-5-7	0-0	0-0	0-0	0	0	0
vs. ASU (9/15/07)	1	2-0-2	0-0	0-0	0-0	0	0	0
PSU (9/22/07)*	1	1-1-2	0-0	0-0	0-0	0	0	0
CINCINNATI (9/29/07)	1	3-2-5	0-0	0-0	0-0	0	0	0
at CSU (10/6/07)	1	0-0-0	0-0	0-0	0-0	0	0	0
at Utah (10/13/07)	1	1-0-1	0-0	0-0	0-0	0	0	0
UNM (10/20/07)			DNP					
WYO (11/3/07)			DNP					
at UNLV (11/10/07)			DNP					
at AFA (11/17/07)			DNP					
TCU (11/24/07)			DNP					
BYU (12/1/07)*	1	2-0-2	0-0	0-0	0-0	0	0	0
CAL POLY (8/30/08)*	1	2-2-4	0-0	0-0	0-0	0	0	0
at ND (9/6/08)*	1	2-0-2	0-0	0-0	1-16	0	0	0

\* = Game started

**2008 Highs:** Tackles: 4 vs. Cal Poly (8/30/08); INT: 1 at Notre Dame (9/6/08).

▶ **#78 BRIAN MILHOLLAND**

OT, 6-6, 300, Fr.-HS,

San Diego, Calif. (Helix HS)

Listed as the backup at left tackle behind Peter Nelson ... A local product, who was a first team all-CIF selection on the offensive line for the Helix Highlanders in 2007.

**2008:** Did not play versus Cal Poly or Notre Dame.

▶ **#34 JERRY MILLING**

LB, 5-10, 230, Jr.-1L,

Palmdale, Calif. (Palmdale HS)

Projected starter at linebacker during 2007 fall camp, before fracturing a bone in his left foot ... Missed first seven games ... One of the backups at weakside linebacker in 2007 ... Played primarily on special teams in 2006.

**2008:** Was a reserve against Cal Poly, making five tackles including one for a loss of two yards ... Made the most of

his first career start at weakside linebacker vs. Notre Dame, tallying a career best and first double-figure tackle total with 11 stops ... Also recovered a fumble.

## MILLING'S CAREER STATISTICS

Career Statistics	G	UA-AT-TT	TFL-Yds.	Sacks	Int.	PBU	FF	FR
2006	9	2-1-3	0-0	0-0	0-0	0	0	0
2007	5	12-3-15	0-0	0-0	0-0	0	0	0
2008	2	9-7-16	1.0-2	0-0	0-0	0	0	1-0
<b>Totals</b>	<b>16</b>	<b>23-11-34</b>	<b>1.0-2</b>	<b>0-0</b>	<b>0-0</b>	<b>0</b>	<b>0</b>	<b>1-0</b>

**Career Highs:** Tackles: 11 at Notre Dame (9/6/08); TFLs: 1.0 vs. Cal Poly (8/30/08); FR: 1 at Notre Dame (9/6/08).

▶ **#21 AARON MOORE**

DB, 6-0, 190, Jr.-2L,

Tampa, Fla. (Jefferson HS)

An athletic defensive back who has extensive playing time in the last two years ... Redshirted in 2005 ... Has 16 career starts.

**2008:** Returns to man his starting spot on the corner ... Made four tackles and had a career-best three PBUs against Cal Poly ... Three stops, including one for a loss of

## > SDSU UPDATED PLAYER BIOS

eight yards, and a PBU at Notre Dame ... Tied for second in the MWC and sixth nationally in passes defended per outing.

### MOORE'S CAREER STATISTICS

Career Statistics	G	UA-AT-TT	TFL-Yds.	Sacks	Int.	PBU	FF	FR
2006	10	15-5-20	1.0-4	0-0	0	1	0	0
2007	12	42-17-59	4.5-8	0-0	4-18	7	0	0
2008	2	5-2-7	1.0-8	0-0	0-0	4	0	0
<b>Totals</b>	<b>24</b>	<b>62-24-86</b>	<b>6.5-20</b>	<b>0-0</b>	<b>4-18</b>	<b>12</b>	<b>0</b>	<b>0</b>

**Career Highs:** Tackles: 8 at UNLV (11/10/07), vs. WSU (9/8/07); TFL: 2.0 at UNLV (11/3/07); INT: 1 vs. WYO (11/3/07), vs. UNM (10/20/07), at CSU (10/6/07), vs. Cincinnati (9/29/07); PBU: 3 vs. Cal Poly (8/30/08).

### MOORE GAME-BY-GAME

	G	UA-AT-TT	TFL-Yds.	Sacks	Int.	PBU	FF	FR
UTEP (8/31/06)	1	1-0-1	0-0	0-0	0-0	0	0	0
at Wisconsin (9/16/06)	1	1-1-2	0-0	0-0	0-0	0	0	0
UTAH (9/23/06)	1	0-0-0	0-0	0-0	0-0	0	0	0
at SJSU (9/30/06)	1	4-2-6	1.0-4	0-0	0-0	1	0	0
at BYU (10/7/06)*	1	3-0-3	0-0	0-0	0-0	0	0	0
AFA (10/21/06)	1	0-0-0	0-0	0-0	0-0	0	0	0
CAL POLY (10/28/06)			DNP-CD					
at Wyoming (11/4/06)*	1	2-1-3	0-0	0-0	0-0	0	0	0
UNLV (11/11/06)*	1	1-0-1	0-0	0-0	0-0	0	0	0
at TCU (11/18/06)			DNP-CD					
at UNM (11/25/06)	1	3-1-4	0-0	0-0	0-0	0	0	0
CSU (12/2/06)	1	0-0-0	0-0	0-0	0-0	0	0	0
vs. Wash. St. (9/8/07)*	1	3-5-8	0-0	0-0	0-0	1	0	0
vs. ASU (9/15/07)*	1	4-2-6	0-0	0-0	0-0	0	0	0
PSU (9/22/07)	1	4-2-6	0-0	0-0	0-0	2	0	0
CINCINNATI (9/29/07)*	1	3-0-3	0-0	0-0	1-18	0	0	0
at CSU (10/6/07)*	1	1-1-2	0-0	0-0	1-0	0	0	0
at Utah (10/13/07)*	1	3-2-5	0-0	0-0	0-0	0	0	0
UNM (10/20/07)*	1	5-1-6	1.5-4	0-0	1-0	0	0	0
WYO (11/3/07)*	1	2-2-4	0-0	0-0	1-0	2	0	0
at UNLV (11/10/07)*	1	7-1-8	2.0-2	0-0	0-0	0	0	0
at AFA (11/17/07)*	1	1-1-2	1.0-2	0-0	0-0	0	0	0
TCU (11/24/07)*	1	6-0-6	0-0	0-0	0-0	1	0	0
BYU (12/1/07)*	1	3-0-3	0-0	0-0	0-0	1	0	0
CAL POLY (8/30/08)*	1	3-1-4	0-0	0-0	0-0	3	0	0
vs. ND (9/6/08)*	1	2-1-3	1.0-8	0-0	0-0	1	0	0

\* = Game started

**2008 Highs:** Tackles: 4 vs. Cal Poly (8/30/08); TFL: 1.0 at Notre Dame (9/6/08); PBU: 3 vs. Cal Poly (8/30/08).



### > #4 DARREN MOUGEY

WR, 6-6, 230, Sr.-3L,  
Scottsdale, Ariz. (Chaparral HS)

Moved over to wide receiver starting with 2007 spring drills ... Position move enables SDSU to take advantage of his size, speed and all-around athleticism ... Had not caught a pass since his junior year in high school prior to 2007 ... Team's No. 2 quarterback in 2005 and 2006 ... Made his first career starts at quarterback in 2006 versus

Wisconsin, Utah and San Jose State before missing the remainder of the year with a shoulder injury ... Saw action in six games in 2005.

**2008:** Starter at the W receiver slot ... Named one of the team's captains ... Hauled in three catches for 44 yards versus Cal Poly ... Career-best 97 receiving yards on five receptions at Notre Dame, including a 15-yard TD catch ... Also hauled in a career-long 43-yard reception vs. the Irish.

### MOUGEY'S CAREER RECEIVING STATISTICS

Career Statistics	G	No.	Yds.	TD	Avg.
2007	10	32	368	2	11.5
2008	2	8	141	1	17.6

**Totals** 12 40 509 3 12.3

**Career Highs:** Receptions: 8 vs. Cincinnati (9/29/07); Receiving Yards: 97 at Notre Dame (9/6/08); Receiving TD: 1 at Notre Dame (9/6/08), vs. PSU (9/22/07), vs. WSU (9/8/07); Long Reception: 43 at Notre Dame (9/8/08).

### MOUGEY GAME-BY-GAME

	No.	Yds.	TD	Avg.
vs. Wash. St. (9/8/07)*	4	52	1	13.0
at ASU (9/15/07)*	5	46	0	9.2
PSU (9/22/07)*	5	86	1	17.2
CINCINNATI (9/29/07)*	8	90	0	11.3
at CSU (10/6/07)*	1	8	0	8.0
at Utah (10/13/07)*	5	52	0	10.4
UNM (10/20/07)*			DNP-INJ	
WYO (11/3/07)*			DNP-INJ	
at UNLV (11/10/07)	0	0	0	0.0
at AFA (11/17/07)	0	0	0	0.0
TCU (11/24/07)*	3	30	0	10.0
BYU (12/1/07)	1	4	0	4.0
CAL POLY (8/30/08)*	3	44	0	14.7
at ND (9/6/08)*	5	97	1	19.4

\* = Game started

**2008 Highs:** Receptions: 8 vs. Cincinnati (9/29/07); Receiving Yards: 97 at Notre Dame (9/6/08); Receiving TD: 1 at Notre Dame (9/6/08); Long Reception: 43 at Notre Dame (9/8/08).



### > #62 PETER NELSON

OL, 6-5, 285, Jr.-1L,  
St. Charles, Ill. (St. Charles HS)

Moved to the offensive line this past summer ... Played on special teams and the defensive line in 2007 ... Served as a backup at defensive tackle in 2006 ... Made the travel squad several times as a true freshman, but ended up red-shirting in 2005 ... One of six former walk-ons to earn a scholarship in 2007.

**2008:** Made a quick transition to offensive line, earning the starting left tackle position ... First starts on the offensive side of the ball vs. Cal Poly and Notre Dame.



### > #15 JOSE PEREZ

DB, 6-1, 180, So.-SQ,  
Oceanside, Calif. (Oceanside HS)

A heavily decorated local product who signed a letter of intent with the Aztecs in 2003, but ended up playing professional baseball ... Picked in the seventh round of the 2003 MLB Draft by the New York Yankees ... Switched sides of the ball in the spring of 2007 going from wide receiver to cornerback.

**2008:** Backup behind Vonnie Holmes at cornerback ... Played special teams against Cal Poly ... Made two tackles at Notre Dame, logging minutes on both defense and special teams.

### PEREZ'S CAREER STATISTICS

Career Statistics	G	UA-AT-TT	TFL-Yds.	Sacks	Int.	PBU	FF	FR
2008	2	1-1-2	0-0	0-0	0-0	0	0	0

**Career Highs:** Tackles: 2 at Notre Dame (9/6/08).



### > #22 ANDREW PRESTON

LB, 6-1, 225, So.-1L,  
Centennial, Colo. (Arapahoe HS)

Was the starter at weakside linebacker and also played on special teams in 2007 ... Had a strong redshirt campaign in 2006, garnering the team's defensive scout player of the year award.

## > SDSU UPDATED PLAYER BIOS

**2008:** Starter at weakside linebacker vs. Cal Poly, making four stops ... Moved to strongside LB against Notre Dame, recording five tackles.

### PRESTON'S CAREER STATISTICS

Career Statistics	G	UA-AT-TT	TFL-Yds.	Sacks	Int.	PBU	FF	FR
2007	11	40-32-72	7.0-23	1.0-7	0-0	0	0	0
2008	2	5-4-9	0-0	0-0	0-0	0	0	0
<b>Totals</b>	<b>13</b>	<b>45-36-81</b>	<b>7.0-23</b>	<b>1.0-7</b>	<b>0-0</b>	<b>0</b>	<b>0</b>	<b>0</b>

**Career Highs:** Tackles: 13 at Utah (10/13/07); TFL: 2.0 at UNLV (11/10/07); Sacks: 1.0 vs. PSU (9/22/07).

### PRESTON GAME-BY-GAME

	G	UA-AT-TT	TFL-Yds.	Sacks	Int.	PBU	FF	FR
vs. Wash. St. (9/8/07)	1	0-3-3	0-0	0-0	0-0	0	0	0
vs. ASU (9/15/07)	1	3-0-3	1.0-1	0-0	0-0	0	0	0
PSU (9/22/07)*	1	3-1-4	1.0-7	1.0-7	0-0	0	0	0
CINCINNATI (9/29/07)*	1	1-6-7	0-0	0-0	0-0	0	0	0
at CSU (10/6/07)*	1	6-3-9	0-0	0-0	0-0	0	0	0
at Utah (10/13/07)*	1	4-9-13	0-0	0-0	0-0	0	0	0
UNM (10/20/07)			DNP-INJ					
WYO (11/3/07)*	1	4-3-7	1.0-1	0-0	0-0	0	0	0
at UNLV (11/10/07)*	1	7-2-9	2.0-7	0-0	0-0	0	0	0
at AFA (11/17/07)*	1	5-5-10	0-0	0-0	0-0	0	0	0
TCU (11/24/07)*	1	7-0-7	2.0-7	0-0	0-0	0	0	0
BYU (12/1/07)*	1	0-0-0	0-0	0-0	0-0	0	0	0
CAL POLY (8/30/08)*	1	3-1-4	0-0	0-0	0-0	0	0	0
vs. ND (9/6/08)*	1	2-3-5	0-0	0-0	0-0	0	0	0

\* = Game started

**2008 Highs:** Tackles: 5 vs. Notre Dame (9/6/08).



### ► #53 EMILIO RIVERA

OL, 6-4, 330, Fr.-RS,  
Sylmar, Calif. (Sylmar HS)

One of six redshirt freshmen listed on the final 2008 spring depth chart on the offensive line ... Backup at left guard behind senior Mike Schmidt ... Did not play in 2007.

**2008:** Saw his first career action on special teams vs. both Cal Poly and Notre Dame.



### ► #42 NICK SANDFORD

DB, 6-2, 205, Jr.-2L,  
Orange, Calif. (El Modena HS)

A special teams standout, who can play either safety spot ... Good student who earned one of the team's President's Award for Highest Standards of Academic and Athletic Excellence in 2006 ... Is an SDSU scholar-athlete.

**2008:** Saw his most extensive playing time in the defensive backfield against Cal Poly, while also logging minutes on special teams ... Two tackles at Notre Dame.

### SANDFORD'S CAREER STATISTICS

Career Statistics	G	UA-AT-TT	TFL-Yds.	Sacks	Int.	PBU	FF	FR
2006	12	12-0-12	0-0	0-0	0-0	0	0	0
2007	6	4-1-5	0-0	0-0	0-0	0	0	0
2008	2	1-1-2	0-0	0-0	0-0	0	0	0
<b>Totals</b>	<b>20</b>	<b>17-2-19</b>	<b>0-0</b>	<b>0-0</b>	<b>0-0</b>	<b>0</b>	<b>0</b>	<b>0</b>

**Career Highs:** Tackles: 3 vs. PSU (9/22/07), at Wisconsin (9/16/06).



### ► #68 MIKE SCHMIDT

OL, 6-2, 320, Sr.-2L,  
San Diego, Calif. (Madison HS)

Played in 11 games as an offensive lineman in 2006 and 12 games in 2007 ... Saw action in three games as a true freshman on the defensive line ... Switched sides of the ball prior to 2006 spring drills ... A former walk-on who earned

a scholarship in fall 2007.

**2008:** One of the leaders on the offensive line ... Voted a team captain ... Started at left guard vs. Cal Poly and Notre Dame.



### ► #77 DAMIAN SHANKLE

OL, 6-2, 310, Jr.-RS,  
Laguna Niguel, Calif. (Saddleback JC)

Did not play in 2007 after transferring from Saddleback College ... Listed as a backup at center at the conclusion of 2008 spring drills ... Played at Saddleback with linebacker Zach Clarke, while he was a high school teammate of quarterback Drew Westling at Aliso Niguel.

**2008:** Is No. 2 on the depth chart at center along with true freshman Alec Johnson ... Did not play vs. Cal Poly or Notre Dame.



### ► #17 JUSTIN SHAW

WR, 6-2, 210, Sr.-SQ,  
Palmdale, Calif. (Northern Arizona)

Backup at the R receiver spot behind Vincent Brown in 2007 ... Squad member in 2006, who made the travel roster on several occasions, but did not play in a game ... A transfer from I-AA Northern Arizona ... One of five current Aztecs who attended Palmdale High School.

**2008:** Back up at R receiver behind Roberto Wallace ... Played on special teams against Cal Poly, making one tackle ... First catch of the year went for seven yards at Notre Dame.

### SHAW'S CAREER STATISTICS

Career Statistics	G	No.	Yds.	TD	Avg.
2007	2	2	14	0	7.0
2008	2	1	7	0	7.0
<b>Totals</b>	<b>4</b>	<b>3</b>	<b>21</b>	<b>0</b>	<b>7.0</b>



### ► #43 AUBREY SMITH

DB, 6-2, 190, Fr.-RS,  
Mission Hills, Calif. (Chaminade Prep)

Ended 2008 spring drills at No. 3 on the depth chart at free safety.

**2008:** Listed as a backup at safety ... Did not play against Cal Poly, before making his debut vs. Notre Dame.



### ► #56 JONATHAN SOTO

DL, 6-3, 270, Jr.-2L,  
West Covina, Calif. (Bishop Amat HS)

Played in all 12 games in 2007, after redshirting in 2006 ... One of two true freshmen to garner a varsity letter in 2005 ... Only true freshman to record a start in 2005 ... Starter at defensive end as a sophomore.

**2008:** Originally slated to move outside to end, but due to injuries on the defensive line, has moved back inside ... Starter vs. Cal Poly, making a career-best eight stops with 1.5 sacks and 2.0 tackles for loss ... Recorded four tackles at Notre Dame.

### SOTO'S CAREER STATISTICS

Career Statistics	G	UA-AT-TT	TFL-Yds.	Sacks	Int.	PBU	FF	FR
2005	10	9-2-11	0-0	0-0	0-0	0	0	0
2006								
		DNP-Redshirt						
2007	12	22-13-35	4.5-19	3.0-15	0-0	2	1	0
2008	2	5-7-12	2.0-9	1.5-6	0-0	0	0	0
<b>Totals</b>	<b>24</b>	<b>36-22-58</b>	<b>6.5-28</b>	<b>4.5-21</b>	<b>0-0</b>	<b>2</b>	<b>1</b>	<b>0</b>

**Career Highs:** Tackles: 8 vs. Cal Poly (8/30/08); TFL: 2.0 vs. Cal Poly (8/30/08); Sacks: 1.5 vs. Cal Poly (8/30/08); PBU: 1 vs. UNM (10/20/07), at



## > SDSU UPDATED PLAYER BIOS

CSU (10/6/07); FF: 1 vs. PSU (9/22/07).

### SOTO GAME-BY-GAME

	G	UA-AT-TT	TFL-Yds.	Sacks	Int.	PBU	FF	FR
UCLA (9/3/05)			DNP					
at Air Force (9/10/05)	1	1-0-1	0-0	0-0	0	0	0	0
at Ohio St. (9/17/05)	1	0-1-1	0-0	0-0	0	0	0	0
San Jose St. (9/24/05)	1	1-0-1	0-0	0-0	0	0	0	0
BYU (10/1/05)	1	0-0-0	0-0	0-0	0	0	0	0
at UNLV (10/8/05)			DNP					
at Utah (10/15/05)	1	0-0-0	0-0	0-0	0	0	0	0
UNM (10/22/05)	1	2-0-2	0-0	0-0	0	0	0	0
TCU (10/29/05)*	1	5-0-5	0-0	0-0	0	0	0	0
at CSU (11/12/05)	1	0-0-0	0-0	0-0	0	0	0	0
WYO (11/19/05)	1	0-0-0	0-0	0-0	0	0	0	0
at Hawai'i (12/3/05)	1	0-1-1	0-0	0-0	0	0	0	0
vs. Wash. St. (9/8/07)	1	1-1-2	0-0	0-0	0	0	0	0
at ASU (9/15/07)	1	5-0-5	1.0-6	1.0-6	0	0	0	0
PSU (9/22/07)*	1	3-0-3	1.0-2	0-0	0	0	1	0
CINCINNATI (9/29/07)	1	4-0-4	0-0	0-0	0	0	0	0
at CSU (10/6/07)	1	1-1-2	1.0-8	1.0-8	0	1	0	0
at Utah (10/13/07)*	1	0-0-0	0-0	0-0	0	0	0	0
UNM (10/20/07)*	1	3-4-7	1.5-3	1.0-1	0	1	0	0
WYO (11/3/07)	1	0-0-0	0-0	0-0	0	0	0	0
at UNLV (11/10/07)*	1	0-2-2	0-0	0-0	0	0	0	0
at AFA (11/17/07)*	1	0-4-4	0-0	0-0	0	0	0	0
TCU (11/24/07)*	1	2-1-3	0-0	0-0	0	0	0	0
BYU (12/1/07)*	1	3-0-3	0-0	0-0	0	0	0	0
CAL POLY (8/30/08)*1		4-4-8	2.0-9	1.5-6	0	0	0	0
at ND (9/6/08)*	1	1-3-4	0-0	0-0	0	0	0	0

\* = Game started

**2008 Highs:** Tackles: 8 vs. Cal Poly (8/30/08); TFL: 2.0 vs. Cal Poly (8/30/08); Sacks: 1.5 vs. Cal Poly (8/30/08).



### ► #86 WAIKA SPENCER

TE, 6-4, 265, Jr.-2L,

Honolulu, Hawaii (Kamehameha High)

Played in a career-high 10 contests in 2007 to earn his second varsity letter ... Appeared in seven games as a redshirt freshman in 2006 ... Gives the Aztecs another solid option at tight end ... SDSU scholar-athlete for fall 2006.

**2008:** Made his first two career catches as a reserve against Cal Poly ... Played but did not have a catch at Notre Dame.

### SPENCER'S CAREER STATISTICS

Career Statistics	G	No.	Yds.	TD	Avg.
2006	7	0	0	0	0.0
2007	10	0	0	0	0.0
2008	2	2	17	0	8.5
Totals	19	2	17	0	8.5



### ► #14 BRIAN STAHOVICH

P/K, 6-0, 170, Fr.-HS,

Solana Beach, Calif. (Cathedral Catholic HS)

Ranked the No. 5 punter in the nation by Scout.com ... Eastern League Kicker of the Year and first-team all-league as a senior ... SDSU's first oral commitment of the 2008 class.

**2008:** Got off to a solid start, booting his first two career punts within the Cal Poly 20-yard line in the opener ...

Punted four times, averaging 39.5 yards, with a long of 49 ... Career-high eight punts at Notre Dame for 267 yards.

### STAHOVICH' CAREER STATISTICS

Career Statistics	G	No.	Yds.	Avg.	Long	TB	FC	I20	Blk.
2008	2	12	425	35.4	49	1	1	2	1

**Career/2008 Highs:** Punts: 8 at Notre Dame (9/6/08); Yards: 267 at Notre Dame (9/6/08); Avg.: 39.5 (4-for-158) vs. Cal Poly (8/30/08); Long: 49 vs. Cal Poly (8/30/08).



### ► #23 BRANDON SULLIVAN

RB, 5-11, 205, So.-1L,

Poway, Calif. (Poway HS)

Logged three starts at tailback as a redshirt freshman in 2007 ... A strong runner, who was atop the Aztec depth chart following spring drills ... Rated 47th-best running back by Rivals.com and 75th by Scout.com coming out of high school ... Redshirted in 2006.

**2008:** Starter at tailback versus Cal Poly, scoring a pair of touchdowns ... Career-high nine receptions for 64 yards, including a 16-yard TD in the second quarter ... Also carried a career-high 15 times for 43 yards and a 5-yard touchdown run in the fourth quarter ... Averaged 6.6 yards on 10 carries at Notre Dame and also caught two passes.

### SULLIVAN'S CAREER STATISTICS

Career Statistics	G	Att.	Yds.	TD	Avg.	No.	Yds.	TD	Avg.
2007	11	58	220	2	3.8	18	119	0	6.6
2008	2	25	109	1	4.4	11	71	1	6.5
Totals	13	83	329	3	4.0	29	190	1	6.6

**Career Highs:** Carries: 15 vs. Cal Poly (8/30/08); Rushing Yards: 70 at UNLV (11/10/07); Rushing TD: 1, three times; Long Rush: 25 at UNLV (11/10/07); Receptions: 9 vs. Cal Poly (8/30/08); Receiving Yards: 68 at UNLV (11/10/07); Long Reception: 23 at UNLV (11/10/07); Long Kickoff Return: 17 vs. WSU (9/8/07).

### SULLIVAN GAME-BY-GAME

	Rushing				Receiving			
	Att.	Yds.	TD	Avg.	No.	Yds.	TD	Avg.
vs. WSU (9/8/07)	4	23	0	5.8	3	15	0	5.0
at ASU (9/15/07)	2	9	0	4.5	2	4	0	2.0
PSU (9/22/07)	2	6	0	3.0	0	0	0	0.0
CINCINNATI (9/29/07)	4	9	0	2.3	1	5	0	5.0
at CSU (10/6/07)*	6	21	0	3.5	2	15	0	7.5
at Utah (10/13/07)	3	16	1	5.3	0	0	0	0.0
UNM (10/20/07)	8	23	0	2.9	1	-4	0	0.0
WYO (11/3/07)*	5	13	1	2.6	1	6	0	6.0
at UNLV (11/10/07)*	10	70	0	7.0	6	68	0	11.3
at AFA (11/17/07)	11	30	0	2.7	1	8	0	8.0
TCU (11/24/07)*	3	0	0	0.0	1	2	0	2.0
BYU (12/1/07)				DNP-INJ				
CAL POLY (8/30/08)*	15	43	1	2.9	9	64	1	7.1
at ND (9/6/08)*	10	66	0	6.6	2	7	0	3.5

\* = Game started

**2008 Highs:** Carries: 15 vs. Cal Poly (8/30/08); Rushing Yards: 66 at Notre Dame (9/6/08); Rushing TD: 1 vs. Cal Poly (8/30/08); Long Rush: 17 at Notre Dame (9/6/08); Receptions: 9 vs. Cal Poly (8/30/08); Receiving Yards: 64 vs. Cal Poly (8/30/08); Long Reception: 16 vs. Cal Poly (8/30/08).



### ► #19 JON TOLEDO

WR, 6-3, 215, Jr.-2L,

Encinitas, Calif. (La Costa Canyon HS)

Athletic local talent who looks to be a factor on the team's receiving corps ... Caught one pass each of the last two years ... From same high school as former Aztec quarterback Kevin O'Connell.

**2008:** Listed as the backup at the W receiver spot behind Darren Mougey ... Did not play against Cal Poly or Notre


Dame.

## > SDSU UPDATED PLAYER BIOS

### TOLEDO'S CAREER STATISTICS

Career Statistics	Receiving				
	G	No.	Yds.	TD	Avg.
2006	5	1	7	0	7.0
2007	10	1	5	0	5.0
<b>Totals</b>	<b>15</b>	<b>2</b>	<b>12</b>	<b>0</b>	<b>6.0</b>

**Career Highs:** Rec.: 1 vs. WSU (9/8/07), vs. UNLV (11/11/06); Receiving Yards: 7 vs. UNLV (11/11/06); Long Reception: 7 vs. UNLV (11/11/06).



### ► #18 ROBERTO WALLACE

WR, 6-4, 215, Jr.-1L,  
Oceanside, Calif. (Oceanside HS)

Saw his first action in 2007, playing in nine outings ... Missed 2007 spring drills due to injury ... Missed 2005 and 2006 due to injury ... One of the squad's most talented receivers ... Went to the same high school as defensive back Jose Perez.

**2008:** Made two catches, including one for his first career touchdown, in the opener with Cal Poly ... Career-best four catches for 40 yards with a long of 14 yards at Notre Dame.

### WALLACE'S CAREER STATISTICS

Career Statistics	Receiving				
	G	No.	Yds.	TD	Avg.
2007	9	6	72	0	12.0
2008	2	6	81	1	13.5
<b>Totals</b>	<b>11</b>	<b>12</b>	<b>153</b>	<b>1</b>	<b>12.8</b>

**Career Highs:** Receptions: 4 at Notre Dame (9/6/08); Receiving Yards: 43 vs. Wyoming (11/3/07); TD Receptions: 1 vs. Cal Poly (8/30/08); Long Reception: 31 vs. Wyoming (11/3/07).



### ► #3 MEKELL WESLEY

WR, 5-10, 175, Jr.-2L,  
Chandler, Ariz. (Hamilton HS)

A speedster who can help the Aztecs on several fronts ... Was a backup at one WR spot and the primary kick returner in 2007.

**2008:** Will return kickoffs and is the backup at one receiver spot behind Vincent Brown ... Returned one kickoff for 26 yards against Cal Poly and also logged one carry ... Did not play at Notre Dame.

### WESLEY'S CAREER STATISTICS

Career Statistics	Receiving				
	G	No.	Yds.	TD	Avg.
2006	8	4	18	0	4.5
2007	12	1	17	0	17.0
2008	1	0	0	0	0.0
<b>Totals</b>	<b>21</b>	<b>5</b>	<b>35</b>	<b>0</b>	<b>7.0</b>

Kickoff Returns	Att.	Yds.	TD	Avg.	Long
2007	26	568	1	21.8	89
2008	1	26	0	26.0	26
<b>Totals</b>	<b>27</b>	<b>594</b>	<b>1</b>	<b>22.0</b>	<b>89</b>

**Career Highs:** Rec.: 2 vs. UTEP (8/31/06); Rec. Yards: 17 at AFA (11/17/07); Long Rec.: 17 at AFA (11/17/07); Carries: 2 vs. PSU (9/22/07); Rush. Yards: 14 vs. PSU (9/22/07), at BYU (10/7/06); KO Returns: 6 vs. BYU (12/1/07); KO Return Yards: 178 at UNLV (11/10/07); Long KO Return: 89 at UNLV (11/10/07).



### ► #9 DREW WESTLING

QB, 6-2, 220, Jr.-TR,  
Mission Viejo, Calif. (Aliso Niguel High/Southwestern JC)  
Transferred to San Diego State in time to participate in 2008 spring drills ... Ended up second on the depth chart at quarterback at the end of spring practice ... A veteran quarterback, who has seen action at the Division I level ... Owns a quick release.

**2008:** Backup quarterback who did not see action against Cal Poly or Notre Dame.



### ► #90 B.J. WILLIAMS

DE, 6-3, 250, So.-1L,  
Aurora, Colo. (Eaglecrest HS)

Gifted player, who had a breakout spring campaign in 2007 ... Was No. 1 at the rush end position as a redshirt frosh.

**2008:** Led the Aztecs in tackles as a starter at defensive end versus Cal Poly ... Tallied a career-best and team game-high nine stops, including eight solos ... Four tackles with one for a loss of three yards at Notre Dame.

### B.J. WILLIAMS' CAREER STATISTICS

Career Statistics	G	UA-AT-TT	TFL-Yds.	Sacks	Int.	PBU	FF	FR
2007	12	20-25-45	3.0-13	1.5-17	0-0	1	0	0
2008	2	9-4-13	1.0-3	0.0	0-0	0	0	0
<b>Totals</b>	<b>14</b>	<b>29-29-58</b>	<b>4.0-16</b>	<b>1.5-17</b>	<b>0-0</b>	<b>1</b>	<b>0</b>	<b>0</b>

**Career Highs:** Tackles: 9 vs. Cal Poly (8/30/08); TFL: 2.0 vs. Wyoming (11/3/07); Sack: 1.0 at UNLV (11/10/07); PBU: 1 vs. PSU (9/22/07).

### B.J. WILLIAMS GAME-BY-GAME

	G	UA-AT-TT	TFL-Yds.	Sacks	Int.	PBU	FF	FR
vs. Wash. St. (9/8/07)*1	1	3-4-7	0-0	0-0	0-0	0	0	0
at ASU (9/15/07)*	1	3-1-4	0-0	0-0	0-0	0	0	0
PSU (9/22/07)	1	0-1-1	0-0	0-0	0-0	1	0	0
CINCINNATI (9/29/07)*1	1	1-4-5	1.0-5	0-0	0-0	0	0	0
at CSU (10/6/07)*	1	3-4-7	0-0	0-0	0-0	0	0	0
at Utah (10/13/07)*	1	1-2-3	0-0	0-0	0-0	0	0	0
UNM (10/20/07)*	1	0-2-2	0-0	0-0	0-0	0	0	0
WYO (11/3/07)*	1	3-4-7	2.0-8	0.5-4	0-0	0	0	0
at UNLV (11/10/07)*	1	3-0-3	1.0-13	1.0-13	0-0	0	0	0
at AFA (11/17/07)	1	2-0-2	0-0	0-0	0-0	0	0	0
TCU (11/24/07)	1	0-2-2	0-0	0-0	0-0	0	0	0
BYU (12/1/07)	1	1-1-2	0-0	0-0	0-0	0	0	0
CAL POLY (8/30/08)*1	1	8-1-9	0-0	0-0	0-0	0	0	0
at ND (9/6/08)*	1	1-3-4	1.0-3	0-0	0-0	0	0	0

\* = Game started

**2008 Highs:** Tackles: 9 vs. Cal Poly (8/30/08); TFL: 1.0 at Notre Dame (9/6/08).



### ► #98 RYAN WILLIAMS

DE, 6-3, 250, Jr.-SQ,  
Mission Viejo, Calif. (Mission Viejo HS/Ohio State)

Redshirted last season with the Aztecs, after transferring from Ohio State ... Ended 2008 spring drills as the backup at one defensive end spot behind Jonathan Soto ... A highly-touted recruit as a prep, his brother, Ross, is a freshman linebacker at SDSU ... Is a scholar-athlete.


**2008:** Saw his first career action as an Aztec, making seven tackles, including a tackle for loss and a half sack ... Missed the Notre Dame due to injury.

### RY. WILLIAMS' AZTEC CAREER STATISTICS

Career Statistics	G	UA-AT-TT	TFL-Yds.	Sacks	Int.	PBU	FF	FR
2008	1	4-3-7	1.0-2	0.5-1	0-0	0	0	0

## > SDSU UPDATED PLAYER BIOS

**Career/2008 Highs:** Tackles: 7 vs. Cal Poly (8/30/08); TFL: 1.0 vs. Cal Poly (8/30/08); Sack: 0.5 vs. Cal Poly (8/30/08).



### ► #52 MARCUS YARBROUGH

LB, 6-2, 245, So.-1L,  
San Diego, Calif. (Eastlake HS)

Has worked hard to improve ... Listed as the backup at middle linebacker in 2007 and 2008 ... Father played offensive line for the Aztecs.

**2008:** Made one tackle in the opener with Cal Poly ... Did not play against Notre Dame.

### YARBROUGH'S CAREER STATISTICS

Career Statistics	G	UA-AT-TT	TFL-Yds.	Sacks	Int.	PBU	FF	FR
2007	11	4-5-9	0-0	0-0	0-0	0	0	0
2008	1	1-0-1	0-0	0-0	0-0	0	0	0
Totals	12	5-5-10	0-0	0-0	0-0	0	0	0

**Career Highs:** Tackles: 3 vs. PSU (9/22/07).



### ► #88 LANE YOSHIDA

PK, 5-10, 195, Jr.-RS,  
Pinole, Calif. (Pinole Valley HS/Reedley JC)

Came to SDSU for the 2007 fall semester, but did not join the football team until 2008 spring drills.

**2008:** Did not make the original fall camp roster, but joined the Aztecs mid-way through and earned the starting place-kicker spot ... Also handled the kick-off duties ... Perfect on his three extra-point attempts against Cal Poly

... Missed his first extra point vs. Notre Dame ... Has yet to attempt a field goal.

### YOSHIDA'S AZTEC CAREER STATISTICS

Career Stats	FGM-A	Pct.	01-19	20-29	30-39	40-49	50-99	Lg.	Blk.
2008	0-0	.000	0-0	0-0	0-0	0-0	0-0	0	0



## GAME 1

Aug. 30 • Qualcomm Stadium (26,851)

## vs. Cal Poly

**SAN DIEGO** – Despite overcoming a nine-point deficit in the second half, San Diego State's five turnovers proved to be too costly as the Aztecs fell to Cal Poly, 29-27, at Qualcomm Stadium.

SDSU took its first lead of the game at 27-26 in the fourth quarter and held the one-point advantage until the Mustangs converted a 21-yard field goal with the clock winding down, dashing the Scarlet and Black's hopes of securing a season-opening win for the first time since 2004.

In his first collegiate start, Aztec redshirt freshman quarterback Ryan Lindley racked up an impressive 352 passing yards and three touchdowns, but it was Cal Poly who held a lopsided advantage in rushing yards (263-27) and won the battle in total offense (483-379).

On Cal Poly's second drive of the game, SDSU senior linebacker Russell Allen forced a fumble and also recovered it at the Aztec 3-yard line, but three plays later, sophomore running back Brandon Sullivan was tackled in the end zone for a safety, giving the Mustangs a 2-0 lead.

Cal Poly gained momentum from there, going up 9-0 on a 22-yd touchdown pass from Jonathan Dally to Ramses Barden with 3:07 left in the first quarter. Barden finished the evening with a game-high 161 yards on seven catches.

San Diego State was able to get on the board and cut its deficit to two at the 5:41 mark in the second quarter on a 16-yard TD reception by Sullivan, but the Mustangs would eventually tack on one more score before the end of the half to take a 16-7 lead.

The Aztecs came out of the break on fire, putting together a 7-play, 66-yard drive that ate up 2:12 on the clock and ended with a 30-yard touchdown catch by Roberto Wallace.

After Cal Poly got back on the board, SDSU closed out the third frame with a 23-yard TD pass from Lindley to Vincent Brown, and the Aztecs trailed by just two points (23-21) heading into the final 15 minutes of action.

The Mustangs opened the fourth quarter with a field goal, but the Aztecs would eventually take their first lead of the game on Sullivan's 5-yard touchdown run with 6:51 on the clock. Unable to convert an extra two-point attempt, SDSU held a narrow 27-26 advantage. After a successful defensive effort on Cal Poly's subsequent drive, the Scarlet and Black took control of the ball with 4:24 left to play, but were unable to maintain possession, allowing the Mustangs to start their final drive at the 3:39 mark. Cal Poly took advantage of the opportunity, using up the clock to set up Andrew Gardner's game-winning field goal.

Lindley finished the evening 27-for-45, while Brown led the way on the receiving end with 98 yards and a touchdown on seven catches. Sullivan also had a strong showing with two touchdowns, a team-leading 43 yards on the ground and nine catches for 64 yards.

	1	2	3	4	Total
Cal Poly	9	7	7	6	- 29
San Diego State	0	7	14	6	- 27

CP – Team safety, no drive (6:58, 1st)

CP – Barden 22-yd pass from Dally (Gardner kick) – 7 plays, 63 yards, 3:44 (3:07, 1st)

SDSU – Sullivan 16-yd pass from Lindley (Yoshida kick) – 8 plays, 70 yards, 2:16 (5:41, 2nd)

CP – Mole 8-yd run (Gardner kick) – 4 plays, 58 yards, 1:12 (1:32, 2nd)

SDSU – Wallace 30-yd pass from Lindley (Yoshida kick) – 7 plays, 66 yards, 2:18 (12:42, 3rd)

CP – Dally 1-yd run (Gardner kick) – 4 plays, 35 yards, 1:40 (6:34, 3rd)

SDSU – V. Brown 23-yd pass from Lindley (Yoshida kick) – 3 plays, 56 yards, 0:40 (2:19, 3rd)

CP – Gardner 23-yd FG – 6 plays, 61 yards, 2:29 (14:50, 4th)

SDSU – Sullivan 5-yd run (Lindley pass failed) – 6 plays, 77 yards, 2:23 (6:51, 4th)

CP – Gardner 21-yd FG – 9 plays, 63 yards, 3:39 (0:00, 4th)

## INDIVIDUAL STATS

**Rushing (Atts.-Yards-TDs):** SDSU: Sullivan 15-43-1; D. Brown 1-2; Wesley 1-(-2); Lindley 6-(-16). CP: Noble 11-89; Mole 12-84-1; Dally 17-40-1; Yocum 3-20; Grayson 4-17; Hall 4-13.

**Passing (Att.-Comp.-Int., Yards, TDs):** SDSU: Lindley 45-27-2, 352, 3. CP: Dally 20-12-0, 220, 1; Breaux 1-0-0, 0, 0.

**Receiving (No.-Yards-TDs):** SDSU: Sullivan 9-64-1; V. Brown 7-98-1; Kawulok 3-52; Mougey 3-44; Wallace 2-41-1; Spencer 2-17; D. Brown 1-36. CP: Barden 7-161-1; Tolver 3-25; Grayson 1-24; Noble 1-10.

## TEAM STATS

	CP	SDSU
First Downs	21	23
Rushes-Yards	51-263	23-27
Passing Yards	220	352
C-A-I	12-21-0	27-45-2
Total Offense	483	379
Fumbles-Lost	2-1	4-3
Penalties-Yards	5-50	2-10
Possession Time	38:00	22:00
Turnovers	1	5
Average Field Pos.	31	35

## GAME 2

Sept. 6 • Notre Dame Stadium (80,795)

## at Notre Dame

**NOTRE DAME, Ind.** – San Diego State held a six-point lead late in the fourth quarter, but the Fighting Irish came back to score two touchdowns in the final 10 minutes to pull off a 21-13 victory in front of a sold out crowd at Notre Dame Stadium.

SDSU finished the game with a slight advantage in total offense (345-342), but was unable to overcome 11 penalties and a costly turnover. Aztec redshirt freshman quarterback Ryan Lindley had another fine start, throwing for 274 yards, while Notre Dame signal caller Jimmy Clausen totaled 237 yards.

It was a defensive battle in the opening quarter with both teams coming up short on their first three drives of the game.

Notre Dame started off the second frame by moving down the field and into Aztec territory. On second and goal, the Irish attempted to run the ball, but Luke Laolagi forced a fumble before recovering it at the 3-yard line to prevent a UND touchdown.

The Scarlet and Black finally dented the scoreboard on a 1-yard touchdown run by Lindley. T.J. McKay came up big for SDSU on the defensive end, intercepting a Clausen pass and returning it 16 yards to the Notre Dame 44-yard line. Lindley then completed a 43-yard pass to Darren Mougey to set up the Aztecs' first score.

After getting excellent field position on a blocked punt, the Fighting Irish evened the game on a 22-yard touchdown pass from Clausen to Michael Floyd. With just 1:14 left on the clock, the Aztecs had to let the time run down and went into the break with the score knotted at 7-7.

San Diego State regained the lead at the 8:31 mark in the third quarter with a 9-play, 80-yard drive that ended in a 15-yard TD catch by Mougey. A missed extra point gave the Aztecs a 13-7 advantage that held up going into the final 15 minutes of action.

Things were looking up for SDSU as it started the fourth quarter by making its way down to the Notre Dame 4-yard line. On first and goal, running back Brandon Sullivan was stopped short of the goal line, with the Irish forcing a fumble and recovering it for a touchback.

Notre Dame capitalized on the opportunity, taking its first lead on its ensuing possession. The Irish then put the game out of reach when Clausen found David Grimes in the endzone to go ahead by eight points with 2:08 left to play.

Clausen finished the day 21-for-34 with two interceptions and three touchdowns, while his prime target was Golden Tate, who racked up 93 yards on a team-high six catches.

Lindley completed 29 of his 59 pass attempts, with one interception and one touchdown. Mougey recorded a career-high 97 yards on five catches, while Matthew Kawulok added a career-best nine receptions for 60 yards. Sullivan led the Aztec rush with 66 yards on 10 attempts. Laolagi paced the defense with 13 tackles, including one TFL, a forced fumble and a fumble recovery.

	1	2	3	4	Total
San Diego State	0	7	6	0	- 13
Notre Dame	0	7	0	14	- 21

**SDSU** – Lindley 1-yd run (Yoshida kick) – 2 plays, 44 yards, 0:29 (5:32, 2nd)

**ND** – Floyd 22-yd pass from Clausen (Walker kick) – 3 plays, 21 yards, 0:17 (1:14, 2nd)

**SDSU** – Mougey 15-yd pass from Lindley (Yoshida kick failed) – 9 plays, 80 yards, 4:31 (8:31, 3rd)

**ND** – Tate 38-yd pass from Clausen (Walker kick) – 6 plays, 80 yards, 2:12 (9:43, 4th)

**ND** – Grimes 6-yard pass from Clausen (Walker kick) – 11 plays, 55 yards, 6:30 (2:08, 4th)

## INDIVIDUAL STATS

**Rushing (Atts.-Yards-TDs):** SDSU: Sullivan 15-43-1; D. Brown 1-2; Wesley 1-(-2); Lindley 6-(-16). CP: Noble 11-89; Mole 12-84-1; Dally 17-40-1; Yocum 3-20; Grayson 4-17; Hall 4-13.

**Passing (Att.-Comp.-Int., Yards, TDs):** SDSU: Lindley 45-27-2, 352, 3. CP: Dally 20-12-0, 220, 1; Breaux 1-0-0, 0, 0.

**Receiving (No.-Yards-TDs):** SDSU: Kawulok 9-60; Mougey 5-97-1; Wallace 4-40; Henderson 4-37; V. Brown 3-19; Sullivan 2-7; Umulo 1-7; Shaw 1-7. ND: Tate 6-93-1; Grimes 5-35-1; Hughes 3-32; Allen 3-18; Kamara 1-28; Floyd 1-22-1; Rudolph 1-5; Yeatman 1-4.

## TEAM STATS

	SDSU	ND
First Downs	19	20
Rushes-Yards	15-71	34-105
Passing Yards	274	237
C-A-I	29-59-1	21-34-2
Total Offense	345	342
Fumbles-Lost	1-1	2-2
Penalties-Yards	11-100	7-58
Possession Time	29:08	30:52
Turnovers	2	4
Average Field Pos.	23	43

## > SDSU SITUATIONAL RECORD

	<u>2003</u>	<u>2004</u>	<u>2005</u>	<u>2006</u>	<u>2007</u>	<u>2008</u>	<u>Since 2006</u>
<b>OVERALL</b>	6-6	4-7	5-7	3-9	4-8	0-2	7-19
SCORING - first to score	6-4	4-2	5-4	3-2	3-3	0-1	6-6
LEADING - after one quarter	5-2	2-0	3-1	1-3	3-1	0-0	4-4
LEADING - at halftime	5-1	3-2	4-1	3-2	3-1	0-0	6-3
LEADING - after three quarters	6-0	4-0	4-1	3-1	2-1	0-1	5-3
<b>OFFENSE</b>							
SCORING - 30 or more points	2-1	2-0	4-1	0-0	3-1	0-0	3-1
SCORING - 24 or more points	4-1	3-1	5-3	0-2	3-2	0-1	3-5
TOTAL OFFENSE - 500-plus yards	1-0	1-0	2-1	0-0	1-1	0-0	1-1
TOTAL OFFENSE - 400-plus yards	1-0	3-2	3-3	0-1	1-2	0-0	1-3
TOTAL OFFENSE - rush and pass for 200-plus yards	1-0	2-0	3-0	0-0	0-0	0-0	0-0
PASSING - 300-plus yards	0-2	0-0	1-1	0-1	1-3	0-1	1-5
PASSING - 200-plus yards	3-4	3-6	3-4	0-3	3-5	0-2	3-10
RUSHING - 200-plus yards	2-0	2-0	3-0	0-1	0-0	0-0	0-1
FIRST DOWNS - 20-plus	3-3	3-4	3-4	0-3	1-3	0-1	1-7
3RD DOWN CONVERSION - 50 percent or better	2-0	0-0	2-2	0-1	1-1	0-0	1-2
TURNOVERS - two or fewer	6-2	2-3	5-2	1-4	3-7	0-1	4-12
<b>FIELD POSITION - 30 or better</b>	<b>5-2</b>	<b>3-3</b>	<b>1-3</b>	<b>1-1</b>	<b>1-3</b>	<b>0-0</b>	<b>2-4</b>
<b>FIELD POSITION - 25 or better</b>	<b>5-4</b>	<b>4-5</b>	<b>5-4</b>	<b>0-5</b>	<b>3-8</b>	<b>0-0</b>	<b>3-13</b>
PLAY CALL - 50 percent or more rushing	6-0	3-0	5-3	2-5	1-1	0-0	3-6
<b>DEFENSE</b>							
SCORING - allow 24 points or less	6-3	3-4	5-2	3-2	3-2	0-1	6-5
SCORING - allow 17 points or less	6-2	2-0	2-1	3-2	1-0	0-0	4-2
TOTAL OFFENSE - opponent has 300 yards or less	6-1	1-3	1-1	2-2	1-0	0-0	3-2
PASSING - opponent has 150 yards or less	5-2	1-2	1-2	1-4	0-1	0-0	1-5
RUSHING - opponent has 100 yards or less	2-1	3-2	2-0	1-1	2-0	0-0	3-1
FIRST DOWNS - opponent has 15 or less	3-3	0-2	2-1	0-4	0-0	0-0	0-4
3RD DOWN CONVERSION - opponent 33 percent or less	3-4	2-2	3-1	0-2	2-2	0-1	2-5
TURNOVERS - opponent has three or more	2-2	3-1	3-2	0-1	1-1	0-1	1-3
<b>FIELD POSITION - opponent 25 or less</b>	<b>2-1</b>	<b>1-0</b>	<b>1-0</b>	<b>0-0</b>	<b>1-2</b>	<b>0-0</b>	<b>1-2</b>
<b>FIELD POSITION - opponent 20 or less</b>	<b>0-0</b>	<b>0-0</b>	<b>0-0</b>	<b>0-0</b>	<b>0-0</b>	<b>0-0</b>	<b>0-0</b>
DEFENSIVE SCORE - defense scores points	2-1	1-2	2-1	0-0	1-1	0-0	1-1
<b>COMPARISON</b>							
RUSHING YARDS - SDSU has more	5-1	3-1	4-0	1-3	2-1	0-0	3-4
RETURN YARDS - SDSU has more	1-1	1-4	0-2	0-1	2-3	0-0	2-4
TURNOVER - SDSU commits fewer	4-1	3-1	4-1	1-1	3-1	0-1	4-3
TIME OF POSSESSION - advantage	3-3	3-1	3-1	0-4	1-2	0-0	1-6
FIRST DOWNS and POSSESSION TIME - SDSU advantage	3-2	2-1	2-1	0-2	1-0	0-0	1-2
<b>AVERAGE FIELD POSITION - SDSU advantage</b>	<b>4-0</b>	<b>3-1</b>	<b>2-2</b>	<b>1-0</b>	<b>1-4</b>	<b>0-1</b>	<b>2-5</b>
AVG. FIELD POSITION and TURNOVERS - SDSU advantage	4-0	2-1	1-0	0-0	1-1	0-0	1-1
SPECIAL TEAMS SCORE - SDSU scores off special teams	0-0	0-0	0-1	1-1	1-0	0-0	2-1
<b>INDIVIDUAL</b>							
RUSHER - 100-yard	5-1	3-2	3-1	1-1	0-0	0-0	1-1
PASSER - 300-yard	0-1	0-0	0-1	0-0	1-2	0-1	1-3
RECEIVER - 100-yard	1-1	1-3	3-1	0-1	2-3	0-0	2-4
RUSHER 100-yard and PASSER 300-yard	0-0	0-0	1-1	0-0	0-1	0-0	0-1

## &gt; THE LAST TIME SDSU...

## Team

## RUSHING

Had 400 or more yards	.430, vs. Pacific, W - 55-34, Nov. 14, 1991
Had 300 or more yards	.356, vs. Eastern Illinois, W - 40-7, Oct. 6, 2001
Had 70 or more attempts	.71, vs. Texas-El Paso, W - 42-20, Nov. 17, 1979
Had 60 or more attempts	.67, at Texas-El Paso, W - 28-7, Nov. 15, 1980
Had 50 or more attempts	.55, vs. Brigham Young, W - 31-10, Oct. 1, 2005
Had seven or more rushing TDs	.7, vs. Pacific, W - 55-34, Sept. 14, 1991
Had six or more rushing TDs	.6, at Hawai'i, W - 47-21, Oct. 5, 1991
Had five or more rushing TDs	.5, at New Mexico, W - 48-42, Oct. 19, 1996
Had four or more rushing TDs	.4, vs. Brigham Young, W - 31-10, Oct. 1, 2005

## PASSING

Had 500 or more yards	.507, at Hawai'i, L - 40-41, Dec. 7, 2002
Had 400 or more yards	.410, at Air Force, L - 23-55, Nov. 17, 2007
Had 300 or more yards	.352, vs. Cal Poly, L - 27-29, Aug. 30, 2008
Had 50 or more pass attempts	.59, at Notre Dame, L - 13-21, Sept. 6, 2008
Had 40 or more pass attempts	.59, at Notre Dame, L - 13-21, Sept. 6, 2008
Had 30 or more pass attempts	.59, at Notre Dame, L - 13-21, Sept. 6, 2008
Had 30 or more completions	.33, vs. BYU, L - 27-48, Dec. 1, 2007
Had 25 or more completions	.29, at Notre Dame, L - 13-21, Sept. 6, 2008
Had 20 or more completions	.29, at Notre Dame, L - 13-21, Sept. 6, 2008
Had five touchdowns passing	.5, vs. Portland State, W - 52-17, Sept. 22, 2007
Had four touchdowns passing	.5, vs. Portland State, W - 52-17, Sept. 22, 2007
Had three touchdowns passing	.3, vs. Cal Poly, L - 27-29, Aug. 30, 2008

## TOTAL OFFENSE

Had 600 or more yards of total offense	.632, at Hawai'i, L - 40-41, Dec. 7, 2002
Had 500 or more yards of total offense	.506, at Air Force, L - 23-55, Nov. 17, 2007
Had 400 or more yards of total offense	.441, vs. TCU, L - 33-45, Nov. 24, 2007
Had 85 or more offensive plays	.88, at Hawai'i, L - 38-49, Dec. 3, 2005
Had 75 or more offensive plays	.81, vs. BYU, L - 27-48, Dec. 1, 2007

## SCORING

Scored 60 or more points	.66, vs. Utah, W - 66-14, Nov. 3, 1990
Scored 50 or more points	.52, vs. Portland State, W - 52-17, Sept. 22, 2007
Scored 40 or more points	.52, vs. Portland State, W - 52-17, Sept. 22, 2007
Scored 30 or more points	.33, vs. TCU, L - 33-45, Nov. 24, 2007

## VARIOUS

Was not penalized	.0, at San Jose State, T - 27-27, Nov. 3, 1973
Did not commit a turnover	.vs. TCU, L - 33-45, Nov. 24, 2007
Had 30 or more first downs	.31, at Hawai'i, L - 38-49, Dec. 3, 2005
Had 25 or more first downs	.27, vs. Portland State, W - 52-17, Sept. 22, 2007
Had 20 or more first downs	.23, vs. Cal Poly, L - 27-29, Aug. 30, 2008
Had 35 minutes of possession time	.37:32, vs. UTEP, L - 27-34, Aug. 31, 2006

## DEFENSE

Held opponent to 50 or fewer rushing yards	.13, vs. Portland State, W - 52-17, Sept. 22, 2007
Held opponent to 100 or fewer passing yards	.87, at New Mexico, L - 14-41, Nov. 25, 2006
Held opponent to 300 or fewer total yards	.250, vs. Wyoming, W - 27-24, Nov. 3, 2007
Held opponent to 200 or fewer total yards	.196, vs. Colorado State, L - 17-21, Oct. 16, 2004
Recorded six or more takeaways	.6, at Texas-El Paso, W - 34-0, Sept. 13, 2003
Recorded five or more takeaways	.6, at Texas-El Paso, W - 34-0, Sept. 13, 2003
Intercepted five or more passes	.6, vs. Wyoming, W - 38-16, Nov. 17, 2001
Intercepted four or more passes	.4, vs. UTEP, L - 27-34, Aug. 31, 2006
Intercepted three or more passes	.3, vs. Portland State, W - 52-17, Sept. 22, 2007
Recovered four fumbles	.4, at UCLA, L - 10-20, Sept. 27, 2003
Recovered three fumbles	.3, at Hawai'i, L - 38-49, Dec. 3, 2005
Scored a safety	.at New Mexico, L - 9-19, Oct. 23, 2004
Scored a touchdown	.at UNLV, W - 38-30, Nov. 10, 2007
Recorded 10 tackles for loss	.15, vs. Wyoming, W - 27-24, Nov. 3, 2007
Recorded five sacks	.6, vs. Colorado State, L - 17-21, Oct. 16, 2004



## > THE LAST TIME SDSU...

### Individual

#### RUSHING

Had 300 or more yards	.300, by Marshall Faulk vs. Hawai'i, W - 52-28, Nov. 14, 1992
Had 200 or more yards	.218, by Lynell Hamilton vs. Wyoming, W - 25-20, Oct. 25, 2003
Had 175 or more yards	.218, by Lynell Hamilton vs. Wyoming, W - 25-20, Oct. 25, 2003
Had 150 or more yards	.154, by Lynell Hamilton vs. Wyoming, W - 34-21, Nov. 19, 2005
Had 125 or more yards	.154, by Lynell Hamilton vs. Wyoming, W - 34-21, Nov. 19, 2005
Had 100 or more yards	.140, by Atiyyah Henderson vs. Cal Poly, L - 14-16, Oct. 28, 2006
Carried 40 or more times	.40, by Lynell Hamilton vs. Wyoming, W - 25-20, Oct. 25, 2003
Carried 35 or more times	.40, by Lynell Hamilton vs. Wyoming, W - 25-20, Oct. 25, 2003
Carried 30 or more times	.30, by Lynell Hamilton vs. Brigham Young, W - 31-10, Oct. 1, 2005
Carried 25 or more times	.26, by Atiyyah Henderson vs. Cal Poly, L - 14-16, Oct. 28, 2006
Rushed for four or more touchdowns	.4, by Larry Ned vs. Wyoming, W - 38-16, Nov. 17, 2001
Rushed for three or more touchdowns	.3, by Kevin O'Connell at Colorado State, W - 24-20, Oct. 6, 2007
Rushed for two or more touchdowns	.2, by Kevin O'Connell vs. BYU, L - 27-48, Dec. 1, 2007
Had a run of 80 yards or more	.92, by Chris Hardy vs. Texas-El Paso, W 34-6, Nov. 16, 1985
Had a run of 70 yards or more	.77, by Larry Ned at Utah, L - 16-38, Oct. 23, 1999
Had a run of 60 yards or more	.61, by Kevin O'Connell at Utah, W - 28-19, Oct. 15, 2005
Had a run of 50 yards or more	.59, by Brandon Bornes at Washington State, L - 17-45, Sept. 8, 2007

#### PASSING

Had 500 or more yards	.506, Adam Hall at Idaho, L, 38-48, Sept. 21, 2002
Had 400 or more yards	.443, Kevin O'Connell vs. TCU, L, 33-45, Nov. 24, 2007
Had 300 or more yards	.352, Ryan Lindley vs. Cal Poly, L - 27-29, Aug. 30, 2008
Attempted 50 or more passes	.59, Ryan Lindley at Notre Dame, L - 13-21, Sept. 6, 2008
Attempted 40 or more passes	.59, Ryan Lindley at Notre Dame, L - 13-21, Sept. 6, 2008
Attempted 30 or more passes	.59, Ryan Lindley at Notre Dame, L - 13-21, Sept. 6, 2008
Completed 40 or more passes	.40, Todd Santos vs. Stanford, L 40-44, Oct. 17, 1987
Completed 35 or more passes	.39, Adam Hall at Colorado, L, 14-34, Sept. 7, 2002
Completed 30 or more passes	.33, Kevin O'Connell vs. BYU, L - 27-48, Dec. 1, 2007
Threw five touchdown passes	.5, Kevin O'Connell vs. Portland State, W - 52-17, Sept. 22, 2007
Threw four touchdown passes	.5, Kevin O'Connell vs. Portland State, W - 52-17, Sept. 22, 2007
Threw three touchdown passes	.3, Ryan Lindley vs. Cal Poly, L - 27-29, Aug. 30, 2008
Completed a pass of 80 yards or more	.97, Chaz Schilens from Kevin O'Connell vs. TCU, L - 33-45, Nov. 24, 2007
Completed a pass of 70 yards or more	.97, Chaz Schilens from Kevin O'Connell vs. TCU, L - 33-45, Nov. 24, 2007
Completed a pass of 60 yards or more	.97, Chaz Schilens from Kevin O'Connell vs. TCU, L - 33-45, Nov. 24, 2007
Completed a pass of 50 yards or more	.97, Chaz Schilens from Kevin O'Connell vs. TCU, L - 33-45, Nov. 24, 2007

#### RECEIVING

Caught 15 or more passes	.18, J.R. Tolver, at Hawaii, Dec. 7, 2002
Caught 10 or more passes	.10, Brett Swain vs. BYU, L - 27-48, Dec. 1, 2007
Had 200 or more yards receiving	.215, Chaz Schilens at Air Force, L - 23-55, Nov. 17, 2007
Had 175 or more yards receiving	.215, Chaz Schilens at Air Force, L - 23-55, Nov. 17, 2007
Had 150 or more yards receiving	.215, Chaz Schilens at Air Force, L - 23-55, Nov. 17, 2007
Had 100 or more yards receiving	.106, Chaz Schilens vs. BYU, L - 27-48, Dec. 1, 2007
Had two 100-yard receivers	.142, Jeff Webb and 119, Chaz Schilens, at Hawai'i, L - 38-49, Dec. 3, 2005
Caught three or more TDs	.3, Brett Swain vs. Portland State, W - 52-17, Sept. 22, 2007
Caught two or more TDs	.2, Ramal Porter vs. Cal Poly, L - 14-16, Oct. 28, 2006

#### TOTAL OFFENSE

Had 500 or more yards total offense	.506, Adam Hall, at Idaho, Sept. 21, 2002
Had 400 or more yards total offense	.424, Kevin O'Connell vs. TCU, L - 33-45, Nov. 24, 2007
Had 100 yards both passing and rushing	.229 (passing), 101 (rushing), Kevin O'Connell at Brigham Young, L, 16-49, Nov. 6, 2004

#### SCORING

Accounted for four or more TDs	.5, Kevin O'Connell vs. Portland State, W - 52-17, Sept. 22, 2007
Accounted for three or more TDs	.3, Kevin O'Connell vs. BYU, L - 27-48, Dec. 1, 2007

#### DEFENSE

Intercepted two or more passes	.2, Donny Baker vs. UTEP, L - 27-34, Aug. 31, 2006
Recovered three or more fumbles	.Never
Recovered two or more fumbles	.2, Kirk Morrison at New Mexico, Nov. 9, 2002
Recorded 15 or more tackles	.17, Ray Bass, at Air Force, L - 55-23, Nov. 17, 2007

## > THE LAST TIME SDSU...

### SPECIAL TEAMS

Scored 15 or more points kicking	.16, Tommy Kirovski, at Hawaii, L - 40-41, Dec. 7, 2002
Scored 10 or more points kicking	.10, Garrett Palmer vs. Portland State, W - 52-17, Sept. 22, 2007
Kicked five or more field goals	Never
Kicked four or more field goals	.4, J.C. Mejia vs. Wyoming, W - 25-20, Oct. 25, 2003
Kicked two field goals of 50 or more yards	.51 and 50, Chris O'Brien vs. New Mexico, Nov. 17, 1984
Kicked one field goal of more than 50 yards	.51, J.C. Mejia, at Colorado St., L - 6-21, Nov. 15, 2003
Kicked a 50-yard field goal	.50, Garrett Palmer at Arizona State, L - 13-34, Sept. 15, 2007
Kicked a punt 70 or more yards	.75, Michael Hughes vs. Wyoming, W - 27-24, Nov. 3, 2007
Kicked a punt 60 or more yards	.64, Michael Hughes at Air Force, L - 23-55, Nov. 17, 2007
Punted nine or more times	.9, Michael Hughes vs. TCU, L - 33-45, Nov. 24, 2007
Totaled 100 or more kick return yards	.105, Mekell Wesley vs. TCU, L - 33-45, Nov. 24, 2007
Totaled 100 or more punt return yards	.107, Kyle Conerly vs. UNLV, W, 31-21, Oct. 26, 2002

## &gt; 2008 SEASON STATISTICS

## SDSU Season Statistics

Record: 0-2 (Home: 0-1; Away: 0-2)

Mountain West Conference: 0-0 (Home: 0-0; Away: 0-0)

Date	Opponent	Time/Result	Att.	Opp. Rk
A.30	Cal Poly	L 27-29	26,851	
S.6	at Notre Dame	L 13-21	80,795	rv/rv
S.13	at San Jose State	5 p.m.		
S.27	Idaho	5 p.m.		
O.4	* at TCU	3 p.m.		
O.11	* Air Force	6:30 p.m.		
O.18	* at New Mexico	3 p.m.		
O.25	* Colorado State	6:30 p.m.		
N.1	* at Wyoming	11 a.m.		
N.8	* at Brigham Young	11 a.m.		
N.15	* Utah	5 p.m.		
N.22	* UNLV	5 p.m.		

All times Pacific. \* - Mountain West Conference Game. Ranking refers to AP/USA Today Poll at game time. rv - receiving votes.

SCORE BY QTR	1st	2nd	3rd	4th	OT	Total
San Diego State	0	14	20	6	-	40
Opponents	9	14	7	20	-	50

	SDSU	Opponents
SCORING	40	50
Points Per Game	20.0	25.0
FIRST DOWNS	42	41
Rushing	10	19
Passing	28	19
Penalty	4	3

RUSHING YARDAGE	98	368
Yards gained rushing	140	404
Yards lost rushing	42	36
Rushing Attempts	38	85
Average Per Rush	2.6	4.3
Average Per Game	49.0	184.0
TDs Rushing	2	2

PASSING YARDAGE	626	457
Att-Comp-Int	104-56-3	55-33-2
Average Per Pass	6.0	8.3
Average Per Catch	11.2	13.8
Average Per Game	313.0	228.5
TDs Passing	4	4

TOTAL OFFENSE	724	825
Total Plays	142	140
Average Per Play	5.1	5.9

Average Per Game	362.0	412.5
------------------	-------	-------

KICK RETURNS: #Yards	7-125	9-173
----------------------	-------	-------

PUNT RETURNS: #Yards	5-9	4-64
----------------------	-----	------

INT RETURNS: #Yards	2-16	3-48
---------------------	------	------

KICK RETURN AVERAGE	17.9	19.2
---------------------	------	------

PUNT RETURN AVERAGE	1.8	16.0
---------------------	-----	------

INT RETURN AVERAGE	8.0	16.0
--------------------	-----	------

FUMBLES-LOST	5-4	4-3
--------------	-----	-----

PENALTIES-Yards	13-110	12-108
-----------------	--------	--------

Average Per Game	55.0	54.0
------------------	------	------

PUNTS-Yards	13-430	11-422
-------------	--------	--------

Average Per Punt	33.1	38.4
------------------	------	------

Net punt average	26.6	37.5
------------------	------	------

TIME OF POSSESSION/Game	25:34	34:26
-------------------------	-------	-------

3RD-DOWN Conversions	7/27	5/25
----------------------	------	------

3rd-Down Pct	26%	20%
--------------	-----	-----

4TH-DOWN Conversions	2/4	1/4
----------------------	-----	-----

4th-Down Pct	50%	25%
--------------	-----	-----

SACKS BY-Yards	3-13	3-21
----------------	------	------

MISC YARDS	0	0
------------	---	---

TOUCHDOWNS SCORED	6	6
-------------------	---	---

FIELD GOALS-ATTEMPTS	0-0	2-4
----------------------	-----	-----

ON-SIDE KICKS	0-0	0-0
---------------	-----	-----

RED-ZONE SCORES	8-10 80%	10-18 56%
-----------------	----------	-----------

RED-ZONE TOUCHDOWNS	8-10 80%	6-18 33%
---------------------	----------	----------

PAT-ATTEMPTS	4-5 80%	6-6 100%
--------------	---------	----------

ATTENDANCE	53702	161590
------------	-------	--------

Games/Avg Per Game	2/26851	2/80795
--------------------	---------	---------

Neutral Site Games		0/0
--------------------	--	-----

## RUSHING

Player	G	Att.	Gain	Loss	Net	Avg.	TD	Long	YPG	10+	5+	Hi	Gm
SULLIVAN, Brand	2	25	113	4	109	4.4	1	17	54.5	2	9	66	
HENDERSON, Atiy	1	2	13	1	12	6.0	0	13	12.0	1	1	12	
BROWN, Davon	2	1	2	0	2	2.0	0	2	1.0	0	0	2	
MOUGEY, Darren	2	1	0	1	-1	-1.0	0	0	-0.5	0	0	-1	
WESLEY, Mekell	1	1	0	2	-2	-2.0	0	0	-2.0	0	0	-2	
LINDLEY, Ryan	2	8	12	34	-22	-2.8	1	7	-11.0	0	1	1	
<b>SAN DIEGO STATE</b>	<b>2</b>	<b>38</b>	<b>140</b>	<b>42</b>	<b>98</b>	<b>2.6</b>	<b>2</b>	<b>17</b>	<b>49.0</b>				
<b>OPPONENTS</b>	<b>2</b>	<b>85</b>	<b>404</b>	<b>36</b>	<b>368</b>	<b>4.3</b>	<b>2</b>	<b>29</b>	<b>184.0</b>				

## PASSING

Player	G	Effic.	Cmp.	Att.	Int.	Pct.	Yds.	TD	Long	YPG
LINDLEY, Ryan	2	111.33	56	104	3	53.8	626	4	43	313.0
<b>SAN DIEGO STATE</b>	<b>2</b>	<b>111.33</b>	<b>56</b>	<b>104</b>	<b>3</b>	<b>53.8</b>	<b>626</b>	<b>4</b>	<b>43</b>	<b>313.0</b>
<b>OPPONENTS</b>	<b>2</b>	<b>146.52</b>	<b>33</b>	<b>55</b>	<b>2</b>	<b>60.0</b>	<b>457</b>	<b>4</b>	<b>47</b>	<b>228.5</b>

## RECEIVING

Player	G	No.	Yds.	Avg.	TD	Long	YPG	20+	10+	High Games
KAWULOK, Matthe	2	12	112	9.3	0	22	56.0	2	3	Rec. Yards
SULLIVAN, Brand	2	11	71	6.5	1	16	35.5	0	5	9 60
BROWN, Vincent	2	10	117	11.7	1	23	58.5	2	5	7 98
MOUGEY, Darren	2	8	141	17.6	1	43	70.5	3	5	5 97
WALLACE, Robert	2	6	81	13.5	1	30	40.5	1	4	4 41
HENDERSON, Atiy	1	4	37	9.2	0	20	37.0	1	1	4 37
SPENCER, Waika	2	2	17	8.5	0	10	8.5	0	1	2 17
BROWN, Davon	2	1	36	36.0	0	36	18.0	1	1	1 36
SHAW, Justin	2	1	7	7.0	0	7	3.5	0	0	1 7
UMUOLO, Alston	1	1	7	7.0	0	7	7.0	0	0	1 7
<b>SAN DIEGO STATE</b>	<b>2</b>	<b>56</b>	<b>626</b>	<b>11.2</b>	<b>4</b>	<b>43</b>	<b>313.0</b>			
<b>OPPONENTS</b>	<b>2</b>	<b>33</b>	<b>457</b>	<b>13.8</b>	<b>4</b>	<b>47</b>	<b>228.5</b>			

## SCORING

Player	TD	FGs	Kick	Rush	Rcv.	Pass	DXP	Safety	Points
SULLIVAN, Brand	2	0-0	0-0	0-0	0	0-0	0	0	12
BROWN, Vincent	1	0-0	0-0	0-0	0	0-0	0	0	6
LINDLEY, Ryan	1	0-0	0-0	0-0	0	0-1	0	0	6
WALLACE, Robert	1	0-0	0-0	0-0	0	0-0	0	0	6
MOUGEY, Darren	1	0-0	0-0	0-0	0	0-0	0	0	6
YOSHIDA, Lane	0	0-0	4-5	0-0	0	0-0	0	0	4
<b>SAN DIEGO STATE</b>	<b>6</b>	<b>0-0</b>	<b>4-5</b>	<b>0-0</b>	<b>0</b>	<b>0-1</b>	<b>0</b>	<b>0</b>	<b>40</b>
<b>OPPONENTS</b>	<b>6</b>	<b>2-4</b>	<b>6-6</b>	<b>0-0</b>	<b>0</b>	<b>0-0</b>	<b>0</b>	<b>1</b>	<b>50</b>

## PUNTING

Player	No.	Yards	Avg.	Long	TB	FC	In.20	50+	Blkd.	Net	Avg.
STAKHOVICH, Brian	12	425	35.4	49	1	1	2	0	1	367	30.6
TEAM	1	5	5.0	5	0	0	0	0	0	-1	-1.0
<b>SAN DIEGO STATE</b>	<b>13</b>	<b>430</b>	<b>33.1</b>	<b>49</b>	<b>1</b>	<b>1</b>	<b>2</b>	<b>0</b>	<b>1</b>	<b>366</b>	<b>28.2</b>
<b>OPPONENTS</b>	<b>11</b>	<b>422</b>	<b>38.4</b>	<b>50</b>	<b>0</b>	<b>3</b>	<b>2</b>	<b>1</b>	<b>0</b>	<b>413</b>	<b>37.5</b>

## FIELD GOALS

Player	FGM-FGA	Pct	01-19	20-29	30-39	40-49	50-99	Lg	Blk
YOSHIDA, Lane	0-0	0.0	0-0	0-0	0-0	0-0	0-0	--	0
CP: none; ND: none									
<b>SAN DIEGO STATE</b>	<b>0-0</b>	<b>0.0</b>	<b>0-0</b>	<b>0-0</b>	<b>0-0</b>	<b>0-0</b>	<b>0-0</b>	<b>--</b>	<b>0</b>
<b>OPPONENTS</b>	<b>2-4</b>	<b>50.0</b>	<b>0-0</b>	<b>2-2</b>	<b>0-0</b>	<b>0-2</b>	<b>0-0</b>	<b>23</b>	<b>0</b>



## > 2008 SEASON STATISTICS

### PUNT RETURNS

Player	No.	Yds	Avg	TD	Long
MAULDIN, Davion	2	4	2.0	0	4
SAMPSON, DeMarc	2	2	1.0	0	1
PEREZ, Jose	1	3	3.0	0	3
<b>SAN DIEGO STATE</b>	<b>5</b>	<b>9</b>	<b>1.8</b>	<b>0</b>	<b>4</b>
<b>OPPONENTS</b>	<b>4</b>	<b>64</b>	<b>16.0</b>	<b>0</b>	<b>23</b>

### KICKOFF RETURNS

Player	No.	Yards	Avg.	TD	Long
BROWN, Davon	2	27	13.5	0	14
SAMPSON, DeMarc	2	23	11.5	0	13
MAULDIN, Davion	2	49	24.5	0	37
WESLEY, Mekell	1	26	26.0	0	26
<b>SAN DIEGO STATE</b>	<b>7</b>	<b>125</b>	<b>17.9</b>	<b>0</b>	<b>37</b>
<b>OPPONENTS</b>	<b>9</b>	<b>173</b>	<b>19.2</b>	<b>0</b>	<b>29</b>

### INTERCEPTION RETURNS

Player	No.	Yards	Avg.	TD	Long
HOLMES, Vonnice	1	0	0.0	0	0
MCKAY, T.J.	1	16	16.0	0	16
<b>SAN DIEGO STATE</b>	<b>2</b>	<b>16</b>	<b>8.0</b>	<b>0</b>	<b>16</b>
<b>OPPONENTS</b>	<b>3</b>	<b>48</b>	<b>16.0</b>	<b>0</b>	<b>46</b>

### FUMBLE RETURNS

Player	G	No.	Yards	Avg.	TD	Long
NA						
<b>SAN DIEGO STATE</b>	<b>1</b>	<b>0</b>	<b>0</b>	<b>0.0</b>	<b>0</b>	<b>0</b>
<b>OPPONENTS</b>	<b>1</b>	<b>1</b>	<b>3</b>	<b>3.0</b>	<b>0</b>	<b>3</b>

### TOTAL OFFENSE

Player	G	Plays	Rush	Pass	Total	YPG
LINDLEY, Ryan	2	112	-22	626	604	302.0
SULLIVAN, Brand	2	25	109	0	109	54.5
HENDERSON, Atiy	1	2	12	0	12	12.0
BROWN, Davon	2	1	2	0	2	1.0
MOUGEY, Darren	2	1	-1	0	-1	-0.5
WESLEY, Mekell	1	1	-2	0	-2	-2.0
<b>SAN DIEGO STATE</b>	<b>2</b>	<b>142</b>	<b>98</b>	<b>626</b>	<b>724</b>	<b>362.0</b>
<b>OPPONENTS</b>	<b>2</b>	<b>140</b>	<b>368</b>	<b>457</b>	<b>825</b>	<b>412.5</b>

### ALL PURPOSE

Player	G	Rush	Rec.	PR	KOR	IR	Total	YPG
SULLIVAN, Brand	2	109	71	0	0	0	180	90.0
MOUGEY, Darren	2	-1	141	0	0	0	140	70.0
BROWN, Vincent	2	0	117	0	0	0	117	58.5
KAWULOK, Matthe	2	0	112	0	0	0	112	56.0
WALLACE, Robert	2	0	81	0	0	0	81	40.5
BROWN, Davon	2	2	36	0	27	0	65	32.5
MAULDIN, Davion	1	0	0	4	49	0	53	53.0
HENDERSON, Atiy	1	12	37	0	0	0	49	49.0
SAMPSON, DeMarc	1	0	0	2	23	0	25	25.0
WESLEY, Mekell	1	-2	0	0	26	0	24	24.0
SPENCER, Waika	2	0	17	0	0	0	17	8.5
MCKAY, T.J.	2	0	0	0	0	16	16	8.0
SHAW, Justin	2	0	7	0	0	0	7	3.5
UMUOLO, Alston	1	0	7	0	0	0	7	7.0
PEREZ, Jose	2	0	0	3	0	0	3	1.5
LINDLEY, Ryan	2	-22	0	0	0	0	-22	-11.0
<b>SAN DIEGO STATE</b>	<b>2</b>	<b>98</b>	<b>626</b>	<b>9</b>	<b>125</b>	<b>16</b>	<b>874</b>	<b>437.0</b>
<b>OPPONENTS</b>	<b>2</b>	<b>368</b>	<b>457</b>	<b>64</b>	<b>173</b>	<b>48</b>	<b>1110</b>	<b>555.0</b>

### ATTENDANCE

Site	G	Attend.	Average	High	W-L
San Diego	1	26,851	26,851	26,851	0-1
Road	1	80,795	80,795	80,795	0-1

### FIRST DOWNS EARNED

Player	Rush	Pass	Rec.	Total
Ryan Lindley	1	28	0	29
Brandon Sullivan	8	0	4	12
Matthew Kawulok	0	0	6	6
Vincent Brown	0	0	5	5
Darren Mougey	0	0	5	5
Roberto Wallace	0	0	4	4
Atiyah Henderson	1	0	2	3
Davon Brown	0	0	1	1
Waika Spencer	0	0	1	1
Penalty	-	-	-	4
<b>SAN DIEGO STATE</b>	<b>10</b>	<b>28</b>	<b>28</b>	<b>70</b>

### FUMBLES

Player	No.	Lost
Ryan Lindley	2	2
Brandon Sullivan	2	2
Davon Mauldin	1	0
<b>SAN DIEGO STATE</b>	<b>5</b>	<b>4</b>
<b>OPPONENTS</b>	<b>4</b>	<b>3</b>

## > 2008 SEASON STATISTICS

### DEFENSE

Player	GP	-----Tackles-----			TFL/Yds.	Sacks-	----Pass Def----		QBH	----Fumbles----		Blkd Kick	Saf.
		Solo	Ast.	Total		No.-Yards	Int.-Yds	BrUp		Rcv.-Yds	FF		
LAOLAGI, Luke	2	13	7	20	1.0-4	.	.	.	.	1-0	1	.	.
MILLING, Jerry	2	9	7	16	1.0-2	.	.	.	.	1-0	.	.	.
WILLIAMS, B.J.	2	9	4	13	1.0-3	.	.	.	.	.	.	.	.
HOLMES, Vonnice	2	11	1	12	.	.	1-0	3	1	.	.	.	.
SOTO, Jonathan	2	5	7	12	2.0-9	1.5-6	.	.	.	.	.	.	.
ALLEN, Russell	2	8	1	9	1.0-1	.	.	1	.	1-0	1	.	.
PRESTON, Andrew	2	5	4	9	.	.	.	.	.	.	.	.	.
BOUDREAUX, Corey	2	3	4	7	.	.	.	.	.	.	1	.	.
WILLIAMS, Ryan	1	4	3	7	1.0-2	0.5-1	.	.	.	.	.	.	.
MOORE, Aaron	2	5	2	7	1.0-8	.	.	4	.	.	.	.	.
MCKAY, T.J.	2	4	2	6	.	.	1-16	.	.	.	.	.	.
LONG, Jerome	2	1	3	4	.	.	.	.	.	.	.	.	.
CAMPBELL, Tyler	2	3	1	4	.	.	.	.	.	.	.	.	.
ARMSTRONG, Gerard	2	2	1	3	.	.	.	.	.	.	.	.	.
HEMMINGS, Dey Juan	2	2	1	3	.	.	.	.	.	.	.	.	.
PEREZ, Jose	2	1	1	2	.	.	.	.	.	.	.	.	.
LOUIS, Lance	2	2	.	2	.	.	.	.	.	.	.	.	.
SANDFORD, Nick	2	1	1	2	.	.	.	.	.	.	.	.	.
LAWSON, Ernie	2	1	1	2	1.0-1	.	.	.	.	.	.	.	.
HORN, Romeo	2	1	1	2	.	.	.	.	.	.	.	.	.
DAVIS, Brandon	1	.	1	1	.	.	.	.	.	.	.	.	.
SHAW, Justin	2	1	.	1	.	.	.	.	.	.	.	.	.
IKONNE, Eric	1	1	.	1	.	.	.	.	.	.	.	.	.
YARBROUGH, Marc	1	1	.	1	.	.	.	.	.	.	.	.	.
CRAWFORD, Travis	2	.	1	1	.	.	.	.	.	.	.	.	.
STAKHOVICH, Bria	2	1	.	1	.	.	.	.	.	.	.	.	.
DEMARTINIS, Ton	1	1	.	1	1.0-6	1.0-6	.	.	.	.	.	.	.
SAN DIEGO STATE	2	95	54	149	10-36	3-13	2-16	8	1	3-0	3	.	.
OPPONENTS	2	75	38	113	10.0-33	3-21	3-48	11	4	4-3	3	1	1

### 2008 SAN DIEGO STATE SINGLE-GAME HIGHS

#### INDIVIDUAL

**Longest Scoring Run** - 5, Brandon Sullivan vs. Cal Poly (8-30-08)  
**Longest Non-Scoring Run** - 17, Brandon Sullivan at Notre Dame (9-6-08)  
**Longest Scoring Pass** - 30, Roberto Wallace vs. Cal Poly (8-30-08)  
**Longest Non-Scoring Pass** - 43, Ryan Lindley to Darren Mougey at Notre Dame (9-6-08)  
**Longest Kickoff Return** - 37, Davion Mauldin vs. Cal Poly (8-30-08)  
**Longest Punt Return** - 4, Davion Mauldin vs. Cal Poly (8-30-08)  
**Longest Interception Return** - 16, T.J. McKay at Notre Dame (9-6-08)  
**Longest Punt** - 49, Brian Stahovich vs. Cal Poly (8-30-08)  
**Longest Field Goal** - NA  
**Most Touchdowns** - 2, Brandon Sullivan vs. Cal Poly (8-30-08)  
**Most Rushing Attempts** - 15, Brandon Sullivan vs. Cal Poly (8-30-08)  
**Most Rushing Yards** - 66, Brandon Sullivan at Notre Dame (9-6-08)  
**Most Pass Attempts** - 59, Ryan Lindley at Notre Dame (9-6-08)  
**Most Pass Completions** - 29, Ryan Lindley at Notre Dame (9-6-08)  
**Most Interceptions Thrown** - 2, Ryan Lindley vs. Cal Poly (8-30-08)  
**Most Passing Yards** - 352, Ryan Lindley vs. Cal Poly (8-30-08)  
**Most Touchdown Passes** - 3, Ryan Lindley vs. Cal Poly (8-30-08)  
**Most Receptions** - 9, Matthew Kawulok at Notre Dame (9-6-08), Brandon Sullivan vs. Cal Poly (8-30-08)  
**Most Receiving Yards** - 98, Vincent Brown vs. Cal Poly (8-30-08)  
**Most Field Goals Attempted** - NA  
**Most Field Goals Made** - NA  
**Most Pass Interceptions** - 1, T.J. McKay and Vonnice Holmes at Notre Dame (9-6-08)  
**Most Tackles** - 13, Luke Laolagi at Notre Dame (9-6-08)  
**Most Solo Tackles** - 8, Luke Laolagi at Notre Dame (9-6-08), B.J. Williams vs. Cal Poly (8-30-08)  
**Most Quarterback Sacks** - 1.5, Jonathan Soto vs. Cal Poly (8-30-08)  
**Most Tackles for Loss** - 2.0, Jonathan Soto vs. Cal Poly (8-30-08)  
**Most Passes Broken Up** - 3, Vonnice Holmes vs. Cal Poly (8-30-08); 3, Aaron Moore vs. Cal Poly (8-30-08)

#### TEAM BESTS/HIGHS

**Most First Downs** - 23, vs. Cal Poly (8-30-08)  
**Most Rushing Attempts** - 23, vs. Cal Poly (8-30-08)  
**Most Rushing Yards** - 71, at Notre Dame (9-6-08)  
**Most Pass Attempts** - 59, at Notre Dame (9-6-08)  
**Most Completions** - 29, at Notre Dame (9-6-08)  
**Most Interceptions Thrown** - 2, vs. Cal Poly (8-30-08)  
**Most Passing Yards** - 352, vs. Cal Poly (8-30-08)  
**Most Total Offense** - 379, vs. Cal Poly (8-30-08)  
**Fewest Fumbles** - 1, at Notre Dame (9-6-08)  
**Most Fumbles** - 4, vs. Cal Poly (8-30-08)  
**Fewest Turnovers** - 2, at Notre Dame (9-6-08)  
**Most Turnovers** - 5, vs. Cal Poly (8-30-08)  
**Most Offensive Plays** - 74, at Notre Dame (9-6-08)  
**Most Time of Possession** - 29:08, at Notre Dame (9-6-08)  
**Longest Touchdown Drive** - 80, at Notre Dame (9-6-08)  
**Long Field Goal Drive** - NA

#### DEFENSIVE BESTS

**Fewest First Downs Allowed** - 20, at Notre Dame (9-6-08)  
**Fewest Rushing Attempts Allowed** - 34, at Notre Dame (9-6-08)  
**Fewest Rushing Yards Allowed** - 105, at Notre Dame (9-6-08)  
**Fewest Pass Attempts Allowed** - 21, vs. Cal Poly (8-30-08)  
**Fewest Pass Completions Allowed** - 12, vs. Cal Poly (8-30-08)  
**Fewest Passing Yards Allowed** - 220, vs. Cal Poly (8-30-08)  
**Most Interceptions** - 2, at Notre Dame (9-6-08)  
**Fewest Total Plays Allowed** - 68, at Notre Dame (9-6-08)  
**Fewest Total Yards Allowed** - 342, at Notre Dame (9-6-08)  
**Most Fumbles Forced** - 2, at Notre Dame (9-6-08)  
**Most Passes Broken Up** - 7, vs. Cal Poly (8-30-08)  
**Most Quarterback Sacks** - 2, vs. Cal Poly (8-30-08)  
**Most Tackles for Loss** - 5, at Notre Dame (9-6-08), vs. Cal Poly (8-30-08)

## &gt; 2008 SEASON STATISTICS

## DRIVE ENGINEERING

Drives	Drives Ended By								Points	Pts./	QB	
Quarterback	Started	TD	FG	MFG	Punts	Downs	TO	SF	Clock	Yielded	Drive	Efficiency
Ryan Lindley	30	6	0	0	13	1	7	1	2	40	1.33	21.4
SAN DIEGO STATE	30	6	0	0	13	1	7	1	2	40	1.33	21.4
OPPONENTS	30	5	2	2	11	3	5	0	1	48	1.60	31.0

QB Efficiency is drives that resulted in scores or missed field goals divided by number of drives minus drives ended by the clock.

When two quarterbacks are involved in a drive, the quarterback that began the drive will receive credit for points yielded.

## RED ZONE

	Times	Drives Ended By							Total Points	TD Pct.	Scoring Pct.
	Inside Opp. 20	TD	FG	MFG	Punts	Downs	TO	Clock			
SAN DIEGO STATE	5	4	0	0	0	0	1	0	27	80.0	80.0
OPPONENTS	9	5	2	0	0	1	1	0	41	55.6	77.8

## AVERAGE STARTING FIELD POSITION

	Times Started	Total Yard Line	Average Field Pos	Started in Plus Territory	Scores	TD	FG	MFG	Punts	Downs	TO	Clock	Total Points
SAN DIEGO STATE	30	889	29.6	3	6	6	0	0	13	1	7	2	41
OPPONENTS	30	1,124	37.5	4	8	6	2	2	11	3	5	1	48

Does not include defensive returns for touchdowns.

## TURNOVERS

San Diego State's 7 turnovers led to 21 Opponent points: 3 TD: 42.0% of Opponents' total points (50).

Opponent's 5 turnovers led to 13 San Diego State points: 2 TD: 32.5% of San Diego State's total points (40).

Line of Scrimmage	Own Territory					Opponent Territory					Opp Ret Total for TD	-----TO By Quarter-----				
	EZ/G-10	11-20	21-30	31-40	41-50	49-40	39-30	29-20	19-10	9-G/EZ		1	2	3	4	
SAN DIEGO STATE TOs	0	1	0	0	3	1	1	0	0	1	7	0	1	3	2	1
OPPONENTS TOs	1	0	0	0	0	2	0	0	0	2	5	0	1	2	2	0

Yard line refers to where opponent took over possession

## SCORING DRIVE ANALYSIS

Distance Length (minus)	SDSU		Opponent	
	TD	FG	TD	FG
0-9	-	-	-	-
10-19	-	-	-	-
20-29	-	-	1	-
30-39	-	-	1	-
40-49	1	-	-	-
50-59	1	-	2	-
60-69	1	-	1	2
70-79	2	-	-	-
80-89	1	-	1	-
90-99	-	-	-	-

## GAME OPENING DRIVES

Game	SDSU			Opponent		
	Pts.	FD	Yds.	Pts.	FD	Yds.
Cal Poly	0	2	24	0	0	2
Notre Dame	0	1	28	0	1	8

## SECOND HALF OPENING DRIVES

Game	SDSU			Opponent		
	Pts.	FD	Yds.	Pts.	FD	Yds.
Cal Poly	7	4	66	0	0	4
Notre Dame	0	0	-5	0	0	0

## SAN DIEGO STATE BIG PLAYS (25+ YARDS)

Yards	Play	Opponent	Quarter	Player(s)
43	Pass	Notre Dame	2nd	Lindley to Mougey (1st and 10, ND 44)
36	Pass	Cal Poly	3rd	Lindley to D. Brown (1st and 10, CP 46)
30*	Pass	Cal Poly	4th	Lindley to Wallace (1st and 10, CP 30)
27	Pass	Notre Dame	4th	Lindley to Mougey (1st and 10, ND 46)

\* - Play resulted in a touchdown

## OPPONENT BIG PLAYS (25+ YARDS)

Yards	Play	Opponent	Quarter	Player(s)
47	Pass	Cal Poly	3rd	Dally to Barden (1st and 10, CP 33)
38*	Pass	Notre Dame	4th	Clausen to Tate (2nd and 5, SD 38)
29	Rush	Cal Poly	4th	Noble (1st and 10, SDSU 36)
28	Pass	Notre Dame	1st	Clausen to Kamara (3rd and 2, ND 43)
28	Pass	Cal Poly	2nd	Dally to Barden (1st and 10, SDSU 36)

\* - Play resulted in a touchdown



## > 2008 SEASON STATISTICS

### GAME SUMMARIES

		Score By Qtrs				First Downs				Rushing			Passing			Total Off.		Return	Punting	Fumbles	Pen.	Third	Avg.	
Game	Score	1	2	3	4	Tot	Ru	Pa	Pn	Att	Yards	TD	A-C-I	Yards	TD	Att	Yards	Yards	No-Avg	No-Lost	No-Yds	Downs	F. Pos	ToP
Cal Poly	29	9	7	7	6	21	13	8	0	51	263	2	21-12-0	220	1	72	483	168	6-37.2	2-1	5-50	2-13	C31	38:00
at SDSU	27	0	7	14	6	23	6	16	1	23	27	1	45-27-2	352	3	68	379	79	4-39.5	4-3	2-10	2-11	S35	22:00
at Notre Dame	21	0	7	0	14	20	6	11	3	34	105	0	34-21-2	237	3	68	342	117	5-39.8	2-2	7-58	3-12	N43	30:52
SDSU	13	0	7	6	0	19	4	12	3	15	71	1	59-29-1	274	1	74	345	71	9-30.2	1-1	11-100	5-16	S23	29:08

### SAN DIEGO STATE SCORING DRIVES

Opponent	Plays	Yards	Time	Drive		Score	Qtr/Time	Start	Scoring Play
				Type of	Score				
Cal Poly	8	70	2:16	TD	2nd/5:41	CP30	Sullivan	16-yd from Lindley	
Cal Poly	7	66	2:18	TD	3rd/12:42	CP34	Wallace	30-yd from Lindley	
Cal Poly	3	56	0:40	TD	3rd/2:19	CP44	V. Brown	23-yd from Lindley	
Cal Poly	6	77	2:23	TD	4th/6:51	CP23	Sullivan	5-yd run	
Notre Dame	2	44	0:29	TD	2nd/5:32	ND44	Lindley	1-yd run	
Notre Dame	9	80	4:31	TD	3rd/8:31	SD20	Mougey	15-yd from Lindley	

### OPPONENT SCORING DRIVES

Opponent	Plays	Yards	Time	Drive		Score	Qtr/Time	Start	Scoring Play
				Type of	Score				
Cal Poly	7	63	3:44	TD	1st/3:07	SD37	Barden	22-yd from Dally	
Cal Poly	4	58	1:12	TD	2nd/1:32	SD42	Mole	8-yd run	
Cal Poly	4	35	1:40	TD	3rd/6:34	CP35	Dally	1-yd run	
Cal Poly	6	61	2:29	FG	4th/14:50	SD39	Gardner	23-yd FG	
Cal Poly	9	63	3:39	FG	4th/0:00	SD37	Gardner	21-yd FG	
Notre Dame	3	21	0:17	TD	2nd/1:14	SD21	Floyd	22-yd from Clausen	
Notre Dame	6	80	2:12	TD	4th/9:43	ND20	Tate	38-yd from Clausen	
Notre Dame	11	55	6:30	TD	4th/2:08	ND45	Grimes	6-yd from Clausen	

## > 2008 SEASON STATISTICS

### OFFENSIVE STARTERS

Position	Cal Poly	UND	SJSU	Idaho	TCU	AFA	UNM	CSU	Wyo.	BYU	Utah	UNLV
LT	Nelson	Nelson										
LG	Schmidt	Schmidt										
C	Iosefa	Iosefa										
RG	Aken-Moleta	Aken-Moleta										
RT	Louis	Louis										
R		Wallace										
W	Mougey	Mougey										
X	Brown, V.	Brown, V.										
TE	Kawulok	Kawulok										
RB	Sullivan	Sullivan										
QB	Lindley	Lindley										
FB	Campbell											

### DEFENSIVE STARTERS

Position	Cal Poly	UND	SJSU	Idaho	TCU	AFA	UNM	CSU	Wyo.	BYU	Utah	UNLV
DE	DeMartinis	Allen										
DT	Lawson	Lawson										
DT	Soto	Soto										
DL	Williams, B.J.	Williams, B.J.										
WLB	Preston	Milling										
MLB	Laolagi	Laolagi										
SLB	Allen	Preston										
CB	Moore	Moore										
FS	Boudreaux	Boudreaux										
SS	McKay	McKay										
CB	Holmes	Holmes										

### KICKOFF ANALYSIS

	Times Total	Deep Kicks	Total Return	TB	In 20	OB	OnS	FC	MF	NA	SQB	Opp. OSY	Opp. Ret.	ASY
Lane Yoshida	8	8	8	0	0	0	0-for-0	0	0	0	0	385	161	48.1
Brian Stahovich	1	1	1	0	0	0	0-for-0	0	0	0	0	55	12	37.0
<b>SAN DIEGO STATE</b>	<b>9</b>	<b>9</b>	<b>9</b>	<b>0</b>	<b>0</b>	<b>0</b>	<b>0-for-0</b>	<b>0</b>	<b>0</b>	<b>0</b>	<b>0</b>	<b>440</b>	<b>173</b>	<b>48.9</b>
<b>OPPONENTS</b>	<b>9</b>	<b>9</b>	<b>9</b>	<b>0</b>	<b>0</b>	<b>0</b>	<b>0-for-0</b>	<b>0</b>	<b>0</b>	<b>0</b>	<b>0</b>	<b>269</b>	<b>125</b>	<b>29.9</b>

TB - Touchbacks; OB - Out of Bounds; OnS - Onsides; FC - Fair Catch; MF - Muffed; NA - No Attempt at a Return; SQB - Squib; Opp. OSY - Opponents Starting Yard Line; Ret - Return Yardage; ASY - Average Starting Yardline.

### THIRD DOWN EFFICIENCY ANALYSIS

	3rd Down and -----																
	1	2	3	4	5	6	7	8	9	10	11-14	15-19	20+	Rush	Pass	Total	Pct.
SAN DIEGO STATE	0-2	1-1	2-4	1-3	0-1	0-1	1-1	1-2	0-0	0-8	1-2	0-2	0-0	3-6	4-21	7-27	25.9
OPPONENTS	1-2	2-4	1-4	0-2	0-3	0-3	0-0	0-0	0-0	0-4	1-2	0-1	0-0	3-11	2-14	5-25	20.0

For third down efficiency purposes, sacks are listed under attempted pass conversion.

## RUSHING, INDIVIDUAL GAME-BY-GAME

## PASSING, INDIVIDUAL GAME-BY-GAME

## RECEIVING, INDIVIDUAL GAME-BY-GAME

[illegible]



## > 2008 SEASON STATISTICS

## DEFENSIVE TACKLES, INDIVIDUAL GAME-BY-GAME

**DEFENSIVE, (UNASSISTED-ASSISTED)**

[illegible]

## FORCED FUMBLES, INDIVIDUAL GAME-BY-GAME

[illegible]

## FUMBLE RECOVERIES, INDIVIDUAL GAME-BY-GAME

[illegible]

## TACKLES FOR LOSS, INDIVIDUAL GAME-BY-GAME

[illegible]

## SACKS, INDIVIDUAL GAME-BY-GAME

[illegible]

## > 2008 SEASON STATISTICS

### PLAYER PARTICIPATION

No.	NAME	GP/GS	Cal Poly	UND	SJSU	Idaho	TCU	AFA	UNM	CSU	Wyo.	BYU	Utah	UNLV
67	AKEN-MOLETA, I.	2/2	START	START										
46	ALLEN, Russell	2/2	START	START										
26	ARMSTRONG, G.	2/0	XXX	XXX										
40	BOUDREAUX, C.	2/2	START	START										
58	BREWER, Aaron	2/0	XXX	XXX										
30	BROWN, Davon	2/0	XXX	XXX										
80	BROWN, Vincent	2/2	START	START										
9	BURRIS, Miles	2/0	XXX	XXX										
32	CAMPBELL, Tyler	2/1	START	XXX										
54	CLARKE, Zach	2/0	XXX	XXX										
2	CRAWFORD, T.	2/0	XXX	XXX										
13	DAVIS, Brandon	1/0	-	XXX										
41	DEMARTINIS, T.	1/1	START	-										
24	EDWARDS, K.	1/0	-	XXX										
73	FARR, Kellen	2/0	XXX	XXX										
63	FINKEL, Bryan	1/0	-	XXX										
39	HEMMINGS, D.	2/0	XXX	XXX										
6	HENDERSON, A.	1/0	-	XXX										
7	HOLMES, Vonnice	2/2	START	START										
44	HORN, Romeo	2/0	XXX	XXX										
97	IKONNE, Eric	1/0	XXX	-										
50	IOSEFA, Trask	2/2	START	START										
91	JONES, Darias	2/0	XXX	XXX										
20	KAWULOK, Matt	2/2	START	START										
35	LAOLOGU, Luke	2/2	START	START										
99	LAWSON, Ernie	2/2	START	START										
14	LINDLEY, Ryan	2/2	START	START										
94	LONG, Jerome	2/0	XXX	XXX										
59	LOUIS, Lance	2/2	START	START										
10	MAULDIN, Davion	1/0	XXX	-										
5	MCKAY, T.J.	2/2	START	START										
34	MILLING, Jerry	2/1	XXX	START										
21	MOORE, Aaron	2/2	START	START										
4	MOUGEY, Darren	2/2	START	START										
62	NELSON, Peter	2/2	START	START										
15	PEREZ, Jose	2/0	XXX	XXX										
22	PRESTON, A.	2/2	START	START										
53	RIVERA, Emilio	2/0	XXX	XXX										
1	SAMPSON, D.	1/0	-	XXX										
42	SANDFORD, Nick	2/0	XXX	XXX										
68	SCHMIDT, Mike	2/2	START	START										
17	SHAW, Justin	2/0	XXX	XXX										
43	SMITH, Aubrey	1/0	-	XXX										
2	SOKOLOSKI, Kel	2/0	XXX	XXX										
56	SOTO, Jonathan	2/2	START	START										
86	SPENCER, Waika	2/0	XXX	XXX										
14	STAKHOVICH, Bri	2/0	XXX	XXX										
23	SULLIVAN, Bran	2/2	START	START										
12	UMUOLO, Alston	1/0	-	XXX										
18	WALLACE, R.	2/1	XXX	START										
3	WESLEY, Mekell	1/0	XXX	-										
90	WILLIAMS, B.J.	2/2	START	START										
98	WILLIAMS, Ryan	1/0	XXX	-										
52	YARBROUGH, M.	1/0	XXX	-										
88	YOSHIDA, Lane	2/0	XXX	XXX										

TOTAL NUMBER OF PLAYERS 48 49

#### MOST STARTS, CURRENT PLAYERS

No.	Player	Starts
1.	Russell Allen	33
2.	Aaron Moore	16
	Miike Schmidt	16
4.	Three Tied	14

#### MOST CONSECUTIVE STARTS, ACTIVE

No.	Player	Streak
1.	Russell Allen	26
2.	Corey Boudreaux	14
	Trask Iosefa	14
	Luke Laolagi	14
	Miike Schmidt	14

#### MOST GAMES, CURRENT PLAYERS

No.	Player	Games Played
1.	Russell Allen	38
2.	Siaosi Fifita	35
3.	T.J. McKay	32
4.	Lance Louis	29
5.	Miike Schmidt	28

#### MOST CONSECUTIVE GAMES, ACTIVE

No.	Player	Streak
1.	Russell Allen	38
2.	Tyler Campbell	26
3.	Tony DeMartinis	16
	Corey Boudreaux	16
	Aaron Moore	16
	Miike Schmidt	16

As of September 8, 2008

**Offense (Multiple)**

Career GP GS

<b>LT</b>	62	Peter Nelson, 6-5, 285, Jr.-1L, St. Charles, Ill.	15	4
	78	Brian Milholland, 6-6, 300, Fr.-HS, San Diego, Calif.	0	0
<b>LG</b>	68	<b>Mike Schmidt</b> , 6-2, 320, Sr.-2L, San Diego, Calif.	28	16
	53	Emilio Rivera, 6-4, 330, Fr.-RS, Sylmar, Calif.	1	0
<b>C</b>	50	<b>Trask Iosefa</b> , 6-0, 315, So.-1L, Ewa Beach, Hawaii	14	14
	77	Damian Shankle, 6-2, 310, Jr.-RS, Laguna Niguel, Calif.	0	0
<b>OR</b>	71	Alec Johnson, 6-3, 310, Fr.-HS, Denver, Colo.	0	0
<b>RG</b>	67	Ikaika Aken-Moleta, 6-2, 305, Jr.-SQ, Kapolei, Hawaii	6	2
	73	Kellen Farr, 6-7, 320, Fr.-RS, Mesa, Ariz.	2	0
<b>RT</b>	59	Lance Louis, 6-3, 300, Sr.-3L, New Orleans, La.	29	10
	79	Kurtis Gunther, 6-8, 280, Fr.-RS, Camarillo, Calif.	0	0
<b>TE</b>	86	Waika Spencer, 6-4, 265, Jr.-2L, Honolulu, Hawaii	19	0
<b>OR</b>	20	Matthew Kawulok, 6-2, 245, Jr.-2L, Boulder, Colo.	21	9
<b>R</b>	18	Roberto Wallace, 6-4, 215, Jr.-1L, Oceanside, Calif.	11	2
	17	Justin Shaw, 6-2, 210, Sr.-SQ, Palmdale, Calif.	7	0
<b>W</b>	4	<b>Darren Mougey</b> , 6-6, 230, Sr.-3L, Scottsdale, Ariz.	22	11
	19	Jon Toledo, 6-3, 215, Jr.-2L, Encinitas, Calif.	15	0
<b>X</b>	80	<b>Vincent Brown</b> , 6-0, 185, So.-1L, R. Cucamonga, Calif.	14	10
	3	Mekell Wesley, 5-10, 175, Jr.-2L, Chandler, Ariz.	21	3
<b>FB</b>	32	Tyler Campbell, 6-0, 220, Sr.-2L, Austin, Texas	26	0
	38	Josh Ulibarri, 6-1, 240, Sr.-SQ, Hemet, Calif.	3	0
<b>TB</b>	23	Brandon Sullivan, 5-11, 205, So.-1L, Poway, Calif.	13	5
<b>OR</b>	6	Atiyah Henderson, 5-9, 180, Jr.-2L, Rockledge, Fla.	23	10
	30	Davon Brown, 5-9, 180, So.-1L, Torrance, Calif.	11	0
<b>QB</b>	14	Ryan Lindley, 6-3, 205, Fr.-RS, Alpine, Calif.	2	2
	9	Drew Westling, 6-2, 220, Jr.-TR, Mission Viejo, Calif.	0	0
	2	Kelsey Sokoloski, 6-2, 195, So.-1L, G. Village, Colo.	14	0

**Special Teams**

Career GP

<b>P</b>	14	Brian Stahovich, 6-0, 170, Fr.-HS, Solana Beach, Calif.	2
<b>OR</b>	45	Dustin Abrams, 5-11, 170, Jr.-TR, Los Alamitos, Calif.	0
<b>PK</b>	88	Lane Yoshida, 5-10, 195, Jr.-RS, Pinole, Calif.	2
	29	Bryan Shields, 6-1, 180, So.-RS, Bonita, Calif.	0
<b>KOR</b>	3	<b>Mekell Wesley</b> , 5-10, 175, Jr.-2L, Chandler, Ariz.	21
	1	DeMarco Sampson, 6-2, 210, Jr.-1L, Chula Vista, Calif.	13
<b>PR</b>	1	DeMarco Sampson, 6-2, 210, Jr.-1L, Chula Vista, Calif.	13
	3	<b>Mekell Wesley</b> , 5-10, 175, Jr.-2L, Chandler, Ariz.	21
<b>H</b>	2	<b>Kelsey Sokoloski</b> , 6-2, 195, So.-1L, G. Village, Colo.	14
<b>LS</b>	58	Aaron Brewer, 6-5, 210, Fr.-HS, Fullerton, Calif.	2

**Defense (Multiple)**

Career GP GS

<b>DE</b>	46	<b>Russell Allen</b> , 6-3, 235, Sr.-3L, Oceanside, Calif.	38	33
	49	J.J. Autele, 6-1, 240, Fr.-HS, Waipahu, Hawaii	0	0
<b>DT</b>	99	Ernie Lawson, 6-3, 300, So.-1L, Vallejo, Calif.	14	2
	48	Eron Moses, 6-4, 250, Fr.-RS, Yorba Linda, Calif.	0	0
<b>DT</b>	56	<b>Jonathan Soto</b> , 6-3, 270, Jr.-2L, West Covina, Calif.	24	10
	94	Jerome Long, 6-5, 250, Fr.-HS, Los Osos, Calif.	2	0
<b>DE</b>	90	<b>B.J. Williams</b> , 6-3, 250, So.-1L, Aurora, Colo.	14	10
	49	J.J. Autele, 6-1, 240, Fr.-HS, Waipahu, Hawaii	0	0
<b>WLB</b>	34	Jerry Milling, 5-10, 230, Jr.-1L, Palmdale, Calif.	16	1
	63	Bryan Finkel, 6-2, 225, Jr.-RS, South Tahoe, Calif.	1	0
<b>MLB</b>	35	<b>Luke Laolagi</b> , 6-1, 230, Jr.-2L, Reseda, Calif.	24	14
	52	Marcus Yarbrough, 6-2, 245, So.-1L, San Diego, Calif.	12	0
<b>OR</b>	9	Miles Burris, 6-2, 245, Fr.-RS, Roseville, Calif.	2	0
<b>SLB</b>	22	<b>Andrew Preston</b> , 6-1, 225, So.-1L, Centennial, Colo.	13	11
	54	Zach Clarke, 6-2, 225, Sr.-1L, Mission Viejo, Calif.	8	0
<b>CB</b>	21	<b>Aaron Moore</b> , 6-0, 195, Jr.-2L, Tampa, Fla.	24	16
	44	Romeo Horn, 6-0, 185, So.-1L, Fresno, Calif.	14	0
<b>FS</b>	40	<b>Corey Boudreaux</b> , 6-1, 220, Sr.-1L, Orange, Calif.	16	14
	43	Aubrey Smith, 6-2, 190, Fr.-RS, Mission Hills, Calif.	1	0
<b>SS</b>	5	T.J. McKay, 6-1, 205, Sr.-3L, Palmdale, Calif.	32	7
<b>OR</b>	42	Nick Sandford, 6-2, 210, Jr.-2L, Orange, Calif.	20	0
	2	Travis Crawford, 6-0, 200, Sr.-1L, Chula Vista, Calif.	11	0
<b>CB</b>	7	<b>Vonnie Holmes</b> , 6-0, 170, Sr.-1L, Palmdale, Calif.	14	9
	15	Jose Perez, 6-1, 180, So.-SQ, Oceanside, Calif.	2	0

**Out For Extended Time**

Career GP GS

<b>DE-2</b>	97	Eric Ikonne, 6-0, 250, So.-SQ, Dallas, Texas	2	0
<b>DE-2</b>	98	Ryan Williams, 6-5, 250, Jr.-SQ, Mission Viejo, Calif.	1	0
<b>DE-1</b>	41	Tony DeMartinis, 6-5, 260, Jr.-2L, Sun Valley, Calif.	23	1
<b>LT-1</b>	74	Mike Matamua, 6-4, 305, Fr.-RS, Kapolei, Hawaii	0	0
<b>C-1</b>	60	Tommie Draheim, 6-4, 285, Fr.-RS, Lakeside, Calif.	0	0
<b>DT-1</b>	92	<b>Siaosi Fifita</b> , 6-4, 270, Sr.-3L, Van Nuys, Calif.	35	10
<b>DT-2</b>	55	Neil Spencer, 6-2, 295, So.-1L, Las Vegas, Nev.	12	1
<b>DT-2</b>	93	Avery Williams, 6-3, 280, Jr.-SQ, Livermore, Calif.	3	0
<b>SLB-3</b>	31	Logan Ketchum, 6-3, 215, Fr.-RS, Oak Park, Calif.	0	0
<b>DE</b>	95	Michael Snead, 6-4, 250, Fr.-RS, Oakland, Calif.	0	0

*Bold indicates player started at least six games in 2007. Number after position in the out for extended time category lists player's position on the depth chart (ex.: LT-1 means player was listed first on the depth chart at left tackle).*

**Captains**

46 Russell Allen, 20 Corey Boudreaux, 32 Tyler Campbell, 92 Siaosi Fifita, 4 Darren Mougey, 68 Mike Schmidt



## Alphabetical

No.	Name	Pos.
45 •	Abrams, Dustin	P
67	Aken-Moleta, Ikaika	OL
46	Allen, Russell	LB
36 •	Andrews, Rob	LB
26	Armstrong, Gerard	DB
49	Autele, J.J.	DE
83	Ayala, Simon	WR
61	Barksdale, Demetrius	LB
40	Boudreaux, Corey	DB
58	Brewer, Aaron	LS
47	Brown, David	K
30 •	Brown, Davon	RB
80	Brown, Vincent	WR
51 •	Burke, Jamar	DL
9 •	Burris, Miles	LB
27	Camarda, Vincent	DB
70	Campbell, Travis	OL
32	Campbell, Tyler	RB
54	Clarke, Zach	LB
2 •	Crawford, Travis	DB
84	Daniels, Dante	WR
13	Davis, Brandon	WR
82	Deakin, Doug	WR
41	DeMartinis, Tony	TE/DE
60	Draheim, Tommie	OL
24	Edwards, Kwincy	DB
76	Emosi, Uaita	OL
11	Fantroy, Martrell	DB
73	Farr, Kellen	OL
92	Fifta, Siasosi	DL
63	Finkel, Bryan	LB
33 •	Frantz, Zach	LB
64 •	Gordert, Chris	DL
75	Grassilli, Leo	OL
1 •	Gregorio, Andy	DB
21 •	Gregorio, Robert	WR
79	Gunther, Kurtis	OL
88 •	Hahn, Chris	WR
39	Hemmings, Dey Juan	DB
6	Henderson, Atiyah	RB
89	Hewitt, Hunter	TE
7	Holmes, Vonnice	DB
44	Horn, Romeo	DB
97	Ikonne, Eric	DE
50	Iosefa, Trask	OL
71	Johnson, Alec	OL
91	Jones, Darias	DL
33 •	Judkins, Ramon	RB
20	Kawulok, Matthew	TE
31	Ketchum, Logan	LB
35	Laolagi, Luke	LB
99	Lawson, Ernie	DL
30 •	Lewis, Darryn	DB
14 •	Lindley, Ryan	QB
94	Long, Jerome	DL
59	Louis, Lance	OL
45 •	Lovell, Ben	LB
74	Matamua, Mike	OL
10 •	Mauldin, Davion	DB
5	McKay, T.J.	DB
16	McIot, Eric	TE
78	Miltholland, Brian	OT
51 •	Miller, Jimmy	OL
34	Milling, Jerry	LB
21 •	Moore, Aaron	DB
65	Morris, Shane	LB
48	Moses, Eron	DE
4	Mougey, Darren	WR
62	Nelson, Peter	OL
10 •	O'Brien, Josh	QB

## Numerical

No.	Name	Pos.	Ht.	Wt.	Yr.	Exp.	Hometown (High School/College)
1	Andy Gregorio	DB	5-9	195	So.	SQ	Rolling Hills, Calif. (Palos Verdes High)
1	DeMarco Sampson	WR	6-2	210	Jr.	1L	Chula Vista, Calif. (Castle Park High)
2	Travis Crawford	DB	6-0	200	Sr.	1L	Chula Vista, Calif. (Chula Vista High/Southwestern College)
2	Kelsey Sokoloski	QB	6-2	195	So.	1L	Greenwood Village, Colo. (Cherry Creek High)
3	Mekell Wesley	WR	5-10	175	Jr.	2L	Chandler, Ariz. (Hamilton High)
4	Darren Mougey	WR	6-6	230	Sr.	3L	Scottsdale, Ariz. (Chaparral High)
5	T.J. McKay	DB	6-1	205	Sr.	3L	Palmdale, Calif. (Palmdale High)
6	Atiyah Henderson	RB	5-9	180	Jr.	2L	Rockledge, Fla. (Rockledge High)
7	Vonnice Holmes	DB	6-0	170	Sr.	1L	Palmdale, Calif. (Palmdale High/College of the Canyons)
9	Miles Burris	LB	6-2	245	Fr.	RS	Granite Bay, Calif. (Granite Bay High)
9	Drew Westling	QB	6-2	220	Jr.	TR	Mission Viejo, Calif. (Aliso Niguel HS/Southwestern JC)
10	Davion Mauldin	DB	5-10	175	Jr.	TR	Compton, Calif. (Cimarron-Memorial High/Cerritos CC)
10	Josh O'Brien	QB	6-4	210	So.	SQ	Del Mar, Calif. (Santa Fe Christian High)
11	Martrell Fantroy	DB	6-1	215	So.	1L	Las Vegas, Nev. (Bishop Gorman High)
12	Alston Umuolo	TE	6-4	240	So.	1L	Phoenix, Ariz. (Centennial High)
13	Brandon Davis	WR	6-2	185	Fr.	RS	Oakland, Calif. (Castlemont High)
14	Ryan Lindley	QB	6-3	205	Fr.	RS	Alpine, Calif. (El Capitan High)
14	Brian Stahovich	P/K	6-0	180	Fr.	HS	Solana Beach, Calif. (Cathedral Catholic High)
15	Jose Perez	DB	6-1	180	So.	SQ	Oceanside, Calif. (Oceanside High)
16	Eric Miclot	TE	6-5	245	Sr.	2L	Oceanside, Calif. (Vista High)
17	Justin Shaw	WR	6-2	210	Sr.	SQ	Palmdale, Calif. (Palmdale High/Northern Arizona)
17	Josh Wade	DB	6-0	175	Fr.	HS	San Diego, Calif. (Point Loma High)
18	Roberto Wallace	WR	6-4	215	Jr.	1L	Oceanside, Calif. (Oceanside High)
19	Jon Toledo	WR	6-3	215	Jr.	2L	Encinitas, Calif. (La Costa Canyon High)
20	Matthew Kawulok	TE	6-2	245	Jr.	2L	Boulder, Colo. (Monarch High)
21	Robert Gregorio	WR	5-10	170	Fr.	HS	Rolling Hills, Calif. (Palos Verdes High)
21	Aaron Moore	DB	6-0	195	Jr.	2L	Tampa, Fla. (Jefferson High)
22	Andrew Preston	LB	6-1	225	So.	1L	Centennial, Colo. (Arapahoe High)
23	Brandon Sullivan	RB	5-11	205	So.	1L	Poway, Calif. (Poway High)
24	Kwincy Edwards	DB	5-11	165	Jr.	SQ	Palmdale, Calif. (Palmdale High)
26	Gerard Armstrong	DB	6-0	225	Sr.	3L	Hawthorne, Calif. (Leuzinger High)
27	Vincent Camarda	DB	6-2	195	Fr.	RS	San Diego, Calif. (Cathedral Catholic High)
29	Bryan Shields	K/P	6-1	190	So.	RS	Bonita, Calif. (Bonita Vista High/Utah State)
30	Davon Brown	RB	5-9	180	So.	1L	Torrance, Calif. (South High)
30	Darryn Lewis	DB	5-9	165	So.	SQ	Elk Grove, Calif. (Franklin High)
31	Logan Ketchum	LB	6-3	215	Fr.	RS	Oak Park, Calif. (Oak Park High)
32	Tyler Campbell	RB	6-0	220	Sr.	2L	Austin, Texas (Westlake High (Texas)/Pasadena College)
33	Zach Frantz	LB	6-0	215	Fr.	HS	San Diego, Calif. (Bishop's High)
33	Ramon Judkins	RB	6-0	205	Fr.	HS	Los Angeles, Calif. (Beverly Hills High)
34	Jerry Milling	LB	5-10	230	Jr.	1L	Palmdale, Calif. (Palmdale High)
35	Luke Laolagi	LB	6-1	230	Jr.	2L	Reseda, Calif. (Van Nuys Birmingham High)
36	Rob Andrews	LB	6-2	225	Fr.	HS	Pleasanton, Calif. (Foothill High)
36	James Simon	RB	5-7	180	Fr.	RS	San Diego, Calif. (University City High)
37	Colin Shumate	LB	6-2	225	Fr.	HS	Las Vegas, Nev. (Las Vegas High)
38	Zachary Shapiro	LB	6-2	250	Jr.	TR	Claremont, Calif. (Claremont High/Nevada)
38	Josh Ulibarri	RB	6-1	240	Sr.	SQ	Hemet, Calif. (West Valley High)
39	Dey Juan Hemmings	DB	5-11	195	So.	1L	San Bernardino, Calif. (Rialto High)
40	Corey Boudreaux	DB	6-1	220	Sr.	1L	Orange, Calif. (Mater Dei High)
41	Tony DeMartinis	TE/DE	6-5	260	Jr.	2L	Sun Valley, Calif. (Notre Dame High)
42	Nick Sandford	DB	6-2	210	Jr.	2L	Orange, Calif. (El Modena High)
43	Aubrey Smith	DB	6-2	190	Fr.	RS	Mission Hills, Calif. (Chaminade Prep)
43	Ross Williams	OLB	6-3	200	Fr.	HS	Rancho Santa Margarita, Calif. (Mission Viejo High)
44	Romeo Horn	DB	6-0	185	So.	1L	Fresno, Calif. (Edison High)
45	Dustin Abrams	P	5-11	170	Jr.	TR	Los Alamitos, Calif. (Los Alamitos High/Long Beach City College)
45	Ben Lovell	LB	6-1	225	Fr.	RS	San Diego, Calif. (Kearney High)
46	Russell Allen	LB	6-3	235	Sr.	3L	Oceanside, Calif. (Vista High)
47	David Brown	K	5-10	160	Fr.	HS	Ojai, Calif. (Nordhoff High)
48	Eron Moses	DE	6-4	250	Fr.	RS	Yorba Linda, Calif. (Esperanza High)
49	J.J. Autele	DE	6-1	240	Fr.	HS	Waipahu, Hawaii (Punahou School)
50	Trask Iosefa	OL	6-0	315	So.	1L	Ewa Beach, Hawaii (Honolulu Punahou High)
51	Jamar Burke	DL	6-3	200	Fr.	HS	San Diego, Calif. (Helix High)
51	Jimmy Miller	OL	6-3	290	Fr.	HS	Denver, Colo. (J.K. Mullen High)
52	Marcus Yarbrough	LB	6-2	245	So.	1L	San Diego, Calif. (Eastlake High)
53	Emilio Rivera	OL	6-4	330	Fr.	RS	Sylmar, Calif. (Sylmar High)
54	Zach Clarke	LB	6-2	225	Sr.	1L	Mission Viejo, Calif. (Mission Viejo High/Saddleback College)
55	Neil Spencer	DL	6-2	295	So.	1L	Las Vegas, Nev. (Cimarron-Memorial High)
56	Jonathan Soto	DL	6-3	270	Jr.	2L	West Covina, Calif. (Bishop Amat High)
57	Willie Watters	DE	6-2	240	Jr.	TR	Englewood, Colo. (Cherry Creek High/Palomar JC)
58	Aaron Brewer	LS	6-5	210	Fr.	HS	Fullerton, Calif. (Troy High)
59	Lance Louis	OL	6-3	300	Sr.	3L	New Orleans, La. (Landry High)

## Numerical

No.	Name	Pos.	Ht.	Wt.	Yr.	Exp.	Hometown (High School/College)
60	Tommie Draheim	OL	6-4	285	Fr.	RS	Lakeside, Calif. (El Capitan High)
61	Demetrius Barksdale	LB	6-3	200	Fr.	RS	San Diego, Calif. (University City High)
62	Peter Nelson	OL	6-5	285	Jr.	1L	St. Charles, Ill. (St. Charles North High)
63	Bryan Finkel	LB	6-2	225	Jr.	RS	South Tahoe, Calif. (South Tahoe High/Linfield College)
64	Chris Gordert	DL	6-0	230	Fr.	HS	Honolulu, Hawaii (Mira Mesa High (Calif.))
64	Daniel Tufele	OL	6-3	310	Jr.	TR	San Diego, Calif. (Morse HS/Grossmont JC)
65	Shane Morris	LB	6-0	230	Sr.	SQ	Corona, Calif. (Centennial High)
66	Henry Simon	DL	6-3	275	Fr.	HS	Chula Vista, Calif. (Eastlake High)
67	Ikaika Aken-Moleta	OL	6-2	305	Jr.	SQ	Kapolei, Hawaii (Kapolei High)
68	Mike Schmidt	OL	6-2	320	Jr.	2L	San Diego, Calif. (Madison High)
69	Erik Quinones	OL	6-3	305	Fr.	HS	Canyon Lake, Calif. (Temescal Canyon High)
70	Travis Campbell	OL	6-4	295	Fr.	TR	Temecula, Calif. (Temecula Valley High/Hawai'i)
71	Alec Johnson	OL	6-3	310	Fr.	HS	Denver, Colo. (J.K. Mullen High)
72	Tom Rische	OL	6-4	320	So.	SQ	Fresno, Calif. (Bullard High)
73	Kellen Farr	OL	6-7	320	Fr.	RS	Mesa, Ariz. (Red Mountain High)
74	Mike Matamua	OL	6-4	305	Fr.	RS	Kapolei, Hawaii (Kapolei High)
75	Leo Grassilli	OL	6-3	280	Fr.	RS	Woodbridge, Va. (Hylton High)
76	Uaita Emosi	OL	6-2	350	Fr.	HS	Norwalk, Calif. (Norwalk High)
77	Damian Shankle	OL	6-2	310	Jr.	RS	Laguna Niguel, Calif. (Aliso Niguel High/Saddleback College)
78	Brian Milholland	OT	6-6	300	Fr.	HS	San Diego, Calif. (Helix High)
79	Kurtis Gunther	OL	6-8	280	Fr.	RS	Camarillo, Calif. (Adolfo Camarillo High)
80	Vincent Brown	WR	6-0	185	So.	1L	Rancho Cucamonga, Calif. (Rancho Cucamonga High)
81	Dominique Sandifer	WR	6-0	180	Fr.	HS	Gardena, Calif. (Beverly Hills High)
82	Doug Deakin	WR	6-0	185	So.	SQ	Oak Park, Calif. (Oak Park High)
83	Simon Ayala	WR	6-1	195	Sr.	SQ	Oxnard, Calif. (Pacifica High/Moorpark College)
84	Dante Daniels	WR	5-9	170	Fr.	HS	San Diego, Calif. (Helix High)
85	D.J. Shields	TE	6-4	230	Fr.	HS	Bonita, Calif. (Bonita Vista High)
86	Waika Spencer	TE	6-4	265	Jr.	2L	Honolulu, Hawaii (Kamehameha High)
87	Lucas Stafford	WR	6-1	170	Fr.	HS	El Cajon, Calif. (El Cajon Valley High)
88	Chris Hahn	WR	6-0	180	Jr.	TR	San Diego, Calif. (Mira Mesa High/Mesa College)
88	Lane Yoshida	K	5-10	195	Jr.	RS	Pinole, Calif. (Pinole Valley HS/Reedley College)
89	Hunter Hewitt	TE	6-5	230	Fr.	HS	Lafayette, Calif. (Acalanes High)
90	B.J. Williams	DE	6-3	250	So.	1L	Aurora, Colo. (Eaglecrest High)
91	Darias Jones	DL	6-4	355	Jr.	TR	Gainesville, Fla. (Gainesville High/Butte College)
92	Siaosi Fifita	DL	6-4	270	Sr.	3L	Van Nuys, Calif. (Birmingham High)
94	Jerome Long	DL	6-5	250	Fr.	HS	Los Osos, Calif. (Morro Bay High)
95	Michael Snead	DE	6-4	250	Fr.	RS	Oakland, Calif. (Skyline High)
96	Greg Scott	DL	6-2	260	Fr.	HS	Torrance, Calif. (Bishop Montgomery High)
97	Eric Ikonne	DE	6-0	250	So.	SQ	Dallas, Texas (Newman Smith High)
98	Ryan Williams	DL	6-5	250	Jr.	SQ	Mission Viejo, Calif. (Mission Viejo High/Ohio State)
99	Ernie Lawson	DL	6-3	300	So.	1L	Vallejo, Calif. (St. Patrick-St. Vincent High)

## Alphabetical

No.	Name	Pos.
15	Perez, Jose	DB
22	Preston, Andrew	LB
69	Quinones, Erik	OL
72	Rische, Tom	OL
53	Rivera, Emilio	OL
1	• Sampson, DeMarco	WR
42	Sandford, Nick	DB
81	Sandifer, Dominique	WR
68	Schmidt, Mike	OL
96	Scott, Greg	DL
77	Shankle, Damian	OL
38	• Shapiro, Zachary	LB
17	• Shaw, Justin	WR
29	• Shields, Bryan	K/P
85	Shields, D.J.	TE
37	Shumate, Colin	LB
66	Simon, Henry	DL
36	• Simon, James	RB
43	• Smith, Aubrey	DB
95	Snead, Michael	DE
2	• Sokoloski, Kelsey	QB
56	Soto, Jonathan	DL
55	Spencer, Neil	DL
86	Spencer, Waika	TE
87	Stafford, Lucas	WR
14	• Stahovich, Brian	P/K
23	Sullivan, Brandon	RB
19	Toledo, Jon	WR
64	• Tufele, Daniel	OL
38	• Ulibarri, Josh	RB
12	Umuolo, Alston	TE
17	• Wade, Josh	DB
18	Wallace, Roberto	WR
57	Watters, Willie	DE
3	Wesley, Mekell	WR
9	• Westling, Drew	QB
90	Williams, B.J.	DE
43	• Williams, Ross	OLB
98	Williams, Ryan	DL
52	Yarbrough, Marcus	LB
88	• Yoshida, Lane	K

• - Duplicate Number

## The Coaching Staff

**Chuck Long** (Iowa '85) Head Coach, 3rd season; **Bob Elliott** (Iowa '76) Assistant Head Coach/Defensive Coordinator/ILBs, 3rd season; **Del Miller** (Central College '72), Offensive Coordinator/Quarterbacks, 3rd season; **Chris Ash** (Drake '96) Defensive Backs/Recruiting Coordinator, 2nd season; **Jonathan Himebauch** (Southern California '98) Offensive Line, 3rd season; **Larry Holton** (Iowa State '70) Running Backs, 3rd season; **LeCharls McDaniel** (Cal Poly '81) Wide Receivers, 8th season; **Toby Neinas** (Missouri '95) Outside Linebackers/Special Teams, 3rd season; **Mike Nelson** (Dayton '69) Defensive Line, 1st/3rd season; **Brian Stark** (Colorado '97) Tight Ends, 9th season; **Bob Lopez** (Illinois State '77) Director of Football Operations, 1st season.

## Pronunciation Guide

<b>Ikaika Aken-Moleta</b>	ee-KYE-kuh A-kin MOW-let-uh
<b>J.J. Autele</b>	all-tell-EE
<b>Simon Ayala</b>	eye-YALL-uh
<b>Davon Brown</b>	duh-VAUGHN
<b>Corey Boudreaux</b>	boo-DROW
<b>Vincent Camarda</b>	cuh-MARD-uh
<b>Doug Deakin</b>	DEE-kin
<b>Tony DeMartinis</b>	dee-mar-TEE-niss
<b>Tommie Draheim</b>	DRAY-hime
<b>Uaita Emosi</b>	white-UH
<b>Martrell Fantroy</b>	MAR-trell fant-ROY
<b>Siaosi Fifita</b>	sea-AH-sea fuh-FEET-uh

<b>Chris Gordert</b>	GORE-dert
<b>Leo Grassilli</b>	gruh-SILL-ee
<b>Andy/Robert Gregorio</b>	greh-gore-EE-o
<b>Atiyah Henderson</b>	uh-TEE-uh
<b>Eric Ikonne</b>	eye-CON-ee
<b>Trask Iosefa</b>	i-o-SEF-uh
<b>Ramon Judkins</b>	RAY-mun
<b>Matthew Kawulok</b>	kuh-WALL-uk
<b>Luke Laolagi</b>	Lao (Like now)-long-EE
<b>Mike Matamua</b>	mah-tah-MOO-uh
<b>Davion Mauldin</b>	dave-EE-on
<b>Eric Miclot</b>	MICK-low

<b>Eron Moses</b>	Aaron
<b>Darren Mougey</b>	MOO-gee
<b>Erik Quinones</b>	KEEN-own-is
<b>Tom Rische</b>	rish-EE
<b>DeMarco Sampson</b>	duh-mark-O
<b>Kelsey Sokoloski</b>	sock-OH-loss-key
<b>Waika Spencer</b>	VIE-kuh
<b>Brian Stahovich</b>	stuh-HOE-vitch
<b>Josh Ulibarri</b>	Yul-ih-BAR-ee
<b>Alston Umuolo</b>	ALL-stun OO-moo-low
<b>Mekell Wesley</b>	MUH-kell
<b>Marcus Yarbrough</b>	yar-BRO