

AZTEC FOOTBALL

Game 10: SAN DIEGO STATE at AIR FORCE

Updated: Thursday, Nov. 15



> GAMEDAY

- **Date:** Saturday, November 17, 2007
- **Kickoff:** 12:06 p.m. MT (kickoff)
- **Location:** Colorado Springs, Colo.
- **Stadium:** Falcon Stadium (46,692)
- **TV:** none.
- **Radio:** AM 600 KOGO (San Diego) and GoAztecs.com. Ted Leitner (play-by-play), Lee Hamilton (analysis) and Mike Costa (sidelines).
- **Internet:** GoAztecs.com features complete game day coverage, including real-time stats, live audio and postgame interviews. In addition, GoAztecs.com will have exclusive coverage during the week (see page 2 for details).
- **Series:** Air Force leads the series 16-9 overall and has a 9-4 advantage in games played in Colorado Springs. SDSU has won four of the last five meetings, including a 19-12 decision last season.
- **Gameday Weather:** Weather.com is projecting a high of 57 degrees with a few showers.



> KEEP AN EYE ON

Sophomore Mekell Wesley was named the Mountain West Conference Co-Special Teams Player of the Week on Monday after returning a kick 89 yards for a score in SDSU's 38-30 win over UNLV. It was the Aztecs' first kickoff return TD since 1997. For a look at postgame notes from the UNLV game, see pages 4-5.

San Diego State
AZTECS
4-5; 3-2 Mountain West
Chuck Long, head coach
at SDSU: 7-14/2nd year
Overall: 7-14/2nd year
vs. AFA: 1-0

Offense	Avg.	Rk.
Scoring	24.2	83
Rushing Yds.	112.0	102
Passing Yds.	245.3	44
Total Yds.	357.3	84

Defense	Avg.	Rk.
Scoring	29.4	75
Rushing Yds.	182.4	85
Passing Yds.	270.4	106
Total Yds.	452.9	105

(rv/rv) **Air Force**
FALCONS
8-3; 5-2 Mountain West
Troy Calhoun, head coach
at AFA: 8-3/1st year
Overall: 8-3/1st year
vs. SDSU: First meeting

Offense	Avg.	Rk.
Scoring	27.1	62
Rushing Yds.	273.9	4
Passing Yds.	122.2	118
Total Yds.	396.1	58

Defense	Avg.	Rk.
Scoring	19.0	20
Rushing Yds.	134.2	46
Passing Yds.	209.5	38
Total Yds.	343.6	35

San Diego State Begins Final Quarter of the Season Having Won Two Straight Games; Travels to Colorado Springs to Face Air Force for Early Saturday Kickoff

Riding a two-game winning streak for the first time in two seasons, San Diego State (4-5 overall; 3-2 Mountain West Conference) begins its final quarter of the season at Air Force (8-3; 5-2 MWC) on Saturday afternoon in Colorado Springs, Colo.

It is the final regular-season game of the season for the Academy, with kickoff set for noon MT/11 a.m. PT. There is no live television coverage for the game, with the radio call on AM 600 KOGO.

Saturday's game is between the two teams that have exceeded pre-season predictions. Air Force, picked to finish seventh by the league media, is currently in second place and has secured its first winning season since 2003. San Diego State, picked to finish eighth prior to the season, is currently in fifth place and has already exceeded last season's win total (3-9), with three games remaining.

The Aztecs won for the second consecutive time last Saturday with a 38-30 victory at UNLV.

San Diego State built a 21-0 half-time advantage, and got two huge plays in the fourth quarter from sophomore Mekell Wesley returning a kickoff for an 89-yard touchdown and freshman Martrell Fantroy returning an interception 55 yards

for a touchdown.

Senior quarterback Kevin O'Connell completed his first 12 passes of the game and ended up 17-of-23 with 196 yards and two touchdowns.

Freshman running back Brandon Sullivan led SDSU in rushing (70 yards) and receiving (68 yards).

Freshman linebacker Andrew Preston led the Aztecs with nine tackles and SDSU had eight tackles for loss.

With the victory, San Diego State has now defeated Colorado State, Wyoming and UNLV in the same season for just the third time in school history.

Air Force is a perfect 5-0 at Falcon Stadium this season and is fourth nationally in rushing offense (273.9 yards) and 20th in the country in scoring defense (19.0 ppg).

This is the 26th meeting between the teams with Air Force owning a 16-9 series lead. San Diego State has won four of the last five meetings between the teams, including two of the last three in Colorado Springs.

The Aztecs are looking for their first three-game winning streak in five years. San Diego State has not won three in a row since Oct. 12-26, 2002 (victories over Utah, at Wyoming, UNLV).



■ **Record:** 4-5/3-2 MWC

S.8	at Washington State [^]	L	17-45
S.15	at Arizona State	L	13-34
S.22	Portland State	W	52-17
S.29	No. 24 Cincinnati	L	23-52
O.6	at Colorado State*	W	24-20
O.13	at Utah*	L	7-23
O.20	New Mexico*	L	17-20
O.27	Brigham Young*	PPD-Wildfires	
N.3	Wyoming*	W	27-24
N.10	at UNLV*	W	38-30
N.17	at Air Force*		
N.24	TCU*		
D.1	Brigham Young*	The Mtn.	

* - MWC game; ^ - Qwest Field (Seattle)



■ **Record:** 8-3/5-2 MWC

S.1	South Carolina State	W	34-3
S.8	at Utah*	W	20-12
S.13	TCU*	W(ot)	20-17
S.22	at BYU*	L	6-31
S.29	at Navy	L	20-31
O.6	UNLV*	W	31-14
O.13	at Colorado State*	W	45-21
O.20	Wyoming*	W	20-12
O.25	at New Mexico*	L	31-34
N.3	Army	W	30-10
N.10	at Notre Dame	W	41-24
N.17	San Diego State*		

* - MWC game

> INSIDE

	Page
Media Opportunities	2
Storylines and Tidbits	3
General Notes	4
Offensive Notes	12
Defensive Notes	17
Special Teams	19
Coaching Staff	20
Depth Chart	21
Roster	22
Game Recaps	24
Player Updated Bios	30
Situational Record	43
The Last Time	44
Statistics	47

■ **Note of the Week:** San Diego State has committed just eight turnovers in the last five games against Air Force. The Aztecs, which have won four of the last five games, have a 48-7 edge in points off turnovers in the last five games.

> AZTECS MEDIA OPPORTUNITIES AT-A-GLANCE

<p>SUNDAY, NOVEMBER 11</p> <p>Aztec Birthdays: none</p> <p>This Date in Aztec History: In 1972, under Don Coryell reign, the Aztecs recorded the highest completion percentage in school history at 84 percent in a game against Pacific. San Diego State completed 21 of 25 passes to cinch the win, 20-7. They ended the season 10-1 and were ranked No. 20 at season's end.</p>	<p>2:00 p.m. - Coach Long meets with the Media at the Athletic Center.</p> <p>6:30 p.m. - SDSU Practice (SDSU Practice Fields) Closed to the public (media must contact SDSU media relations office to attend practice).</p> <p>8:00 p.m. (approximate time) - Coaches and players available to the media (SDSU Practice Fields).</p>	
<p>MONDAY, NOVEMBER 12</p> <p>Aztec Birthdays: none</p> <p>This Date in Aztec History: Punter Michael Hughes recorded a 73-yard punt and had a punting average of 49.7 yards in a game against Colorado State in 2005. San Diego State won the game, 30-10. Hughes currently holds three spots in the top 10 for longest punts in Aztec history.</p>	<p><i>*Best day for one-on-one out-of-town media interviews with Coach Long.</i></p> <p>Coach Long will be available from approximately 11 a.m. to 12 p.m. PT for interviews with out-of-town media. Please contact the media relations office with your interview requests.</p>	<p>Off Day - Monday is an off-day. There is no media availability for players or assistant coaches unless previously arranged by the media relations department.</p> <p>Noon - Player requests for Tuesday's weekly press conference are due by noon Monday.</p>
<p>TUESDAY, NOVEMBER 13</p> <p>Aztec Birthdays: none</p> <p>This Date in Aztec History: A San Diego State record was set with a combined effort by Heath Farwell and Kirk Morrison. They each recorded 19 tackles against Air Force on November 13, 2004. The Aztecs went on to win 37-31. Kirk Morrison now plays for the Oakland Raiders and Heath Farwell for the Minnesota Vikings.</p>	<p>9:22 a.m. - Head coach Chuck Long is available on the Mountain West Conference weekly teleconference. To participate, dial (866) 316-1365 and enter passcode 5245889. To replay, call (402) 220-3687 Contact the league office at (719) 488-4040 for more info.</p> <p>11:30 a.m. - Aztec weekly press conference on the second floor of the Aztec Athletics Center. Food, courtesy of DaKine's Plate Lunches, served at 11:30 a.m.</p>	<p>Noon - SDSU head coach Chuck Long will speak at the weekly press conference beginning at noon, with selected players to follow at approximately 12:15 p.m. Available live on GoAztecs.com.</p> <p>3:45 p.m. - SDSU Practice (SDSU Practice Fields) closed to the public (media must contact SDSU media relations office to attend practice).</p> <p>6:15 p.m. (approximate time) - Coaches and players available to the media (SDSU Practice Fields).</p>
<p>WEDNESDAY, NOVEMBER 14</p> <p>Aztec Birthdays: none</p> <p>This Date in Aztec History: Marshall Faulk completed a 300-yard rushing game on Nov. 14, 1992, at home against Hawaii. It stands as the No. 2 rushing game in school history, standing behind his own game against Pacific on Sept. 14, 1991, when he ran for 386 yards.</p>	<p><i>*This is the final day during game weeks for out-of-town media interviews.</i></p> <p>3:45 p.m. - SDSU Practice (SDSU Practice Fields) closed to the public (media must contact SDSU media relations office to attend practice).</p> <p>6:15 p.m. (approximate time) - Coaches and players available to the media (SDSU Practice Fields).</p>	
<p>THURSDAY, NOVEMBER 15</p> <p>Aztec Birthdays: none</p> <p>This Date in Aztec History: In 1969, San Diego State had an outstanding game against New Mexico State as it set a school record for most touchdowns in a game with 10. The final score was 70-21. The Aztecs finished the season undefeated under Don Coryell with a final national ranking of 18.</p>	<p>3:45 p.m. - SDSU Practice (SDSU Practice Fields) closed to the public (media must contact SDSU media relations office to attend practice).</p> <p>6:15 p.m. (approximate time) - Coach Long available to the media (SDSU Practice Fields). There is no availability for players or assistant coaches unless previously arranged by the media relations department.</p>	<p>7 p.m. - Coach Long will have his weekly radio show on the team's new flagship station, AM 600 KOGO. Lee Hamilton is slated to host the show at the KOGO studios. Available live on GoAztecs.com.</p>
<p>FRIDAY, NOVEMBER 16</p> <p>Aztec Birthdays: none</p> <p>This Date in Aztec History: San Diego State offense set a team record of 568 yards in a game against Brigham Young. It was played in front of a record crowd of 56,737, at home on Nov. 16, 1991. Darnay Scott with 243 yards receiving and eight receptions. He was later drafted and played for the Bengals from 1994-2001.</p>	<p>All day - Coach Long, assistant coaches or players will not be available unless previously arranged by the media relations department.</p> <p>San Diego State will <u>not</u> conduct a walkthrough at the stadium either at home or on the road.</p>	
<p>SATURDAY, NOVEMBER 17</p> <p>Aztec Birthdays: none</p> <p>This Date in Aztec History: The Aztecs have a record of 7-5 on November 17. Running back Larry Ned set a school record with 47 rushing attempts against Wyoming in 2001. He finished the game with 209 rushing yards which led to an Aztec win at home 38-16. Ned ended 2001 with a total of 311 attempts, another school record.</p>	<p>11:00 am - San Diego State at Air Force (USAF Academy, Colo.)</p> <p>Following the Game - The SDSU locker room is closed. Requested players will be available in the postgame interview area.</p> <p>SDSU returns to San Diego. Due to tight schedules, interviews are not expected to be available at this time.</p>	

> STORYLINES AND TIDBITS

- ▶ San Diego State has won two consecutive games which marks the first time SDSU has won two straight since 2005. The Aztecs are looking for their third consecutive win for the first time since the 2002 campaign.
- ▶ Sophomore Mekell Wesley, who earned Mountain West Conference Co-Special Teams Player of the Week on Monday, had an 89-yard kickoff return for a touchdown on Saturday. That marked the first KO return to the end zone for an Aztec player since Nov. 1, 1997. Wesley was a key reason why the Aztecs' average field position on Saturday was the 36-yard line, their best since Oct. 29, 2005.
- ▶ The Aztecs have shown dramatic improvement in their first five conference games from a year ago. San Diego State has improved 32 points in its first four MWC contests when compared against the same opponents from the 2006 season. That is an average of 6.4 points per game. Overall, with three games remaining, San Diego State has already surpassed its win total from last season when the Aztecs went 3-9.
- ▶ San Diego State has been even or positive in the turnover margin in eight of its nine games this season. The Aztecs rank 32nd nationally (+0.56) in turnover margin. SDSU has just 12 turnovers this season, the 11th lowest total in the country, and with five fumbles lost the Aztecs rank 12th nationally in fewest lost fumbles this season.
- ▶ San Diego State leads the series with Air Force, 16-9. Ten of the last 14 games between the two teams have been decided by seven points or less. Of those 10 games, three have been decided by one point, one game decided by three points, one game decided by four points, one game decided by five points, two games decided by six points (one that went to overtime) and two games decided by seven points.
- ▶ In the SDSU-Air Force series since 1994, the team that has committed fewer turnovers has won every game in the series. The teams have played 11 times since 1994, with the team turning the ball over less winning on 10 occasions (in 1997, TOs were tied at one apiece, AFA won 24-18 in ot).
- ▶ San Diego State needs one victory to clinch a .500 or better Mountain West Conference record for just the second time in the last five years. The Aztecs are looking to own a .500 or better overall record and conference record for the first time in the MWC era and the first time since finishing the 1998 season with a 7-5 overall mark and a 7-1 record in the Western Athletic Conference.
- ▶ Youngsters continue to make a major impact for the Aztecs. San Diego State had two huge fourth quarter plays to clinch the win over UNLV. Sophomore Mekell Wesley returned a kickoff for an 89-yard touchdown and freshman Martrell Fantroy returned an interception 55 yards for a touchdown. On Saturday, SDSU's leader in rushing, receiving and top two tacklers were members of either the freshmen or sophomore class.

> TEAM COMPARISON



SAN DIEGO ST. (4-5/3-2 Mountain West)

Team Statistics	SDSU	OPP
Points/Game	24.2	29.4
First Downs/Game	17.8	24.4
Rushing/Game	112.0	182.4
Passing/Game	245.3	270.4
Total Offense/Game	357.3	452.9
Fumbles-Lost	11-5	11-3
Pen.-Yards/Game	57-52.8	55-52.6
Time of Poss.	27:50	32:09

Ind. Leaders

Rushing	Att	Net	Avg	TD	YPG
Bornes	82	339	4.1	3	37.7
O'Connell	97	267	2.8	7	29.7

Passing	A-C-I	Pct	TD	YPG
O'Connell	290-171-6	59.0	11	225.0
Sokoloski	12-9-1	75.0	1	12.8

Receiving	Rec	Yds	Avg	TD	YPG
Swain	37	701	18.9	3	77.9
Mougey	28	334	11.9	2	47.7

Defense	U-A-TT	TFL	Int	FF-R
Allen	54-36-90	5.5	1	0-1
Bass	47-21-68	2.0	0	0-1



AIR FORCE (8-3, 5-2 Mountain West)

Team Statistics	AFA	OPP
Points/Game	27.1	19.0
First Downs/Game	20.3	19.3
Rushing/Game	273.9	134.2
Passing/Game	122.2	209.5
Total Offense/Game	396.1	343.6
Fumbles-Lost	21-13	17-9
Pen.-Yards/Game	51-42.3	64-44.3
Time of Poss.	30:41	29:19

Ind. Leaders

Rushing	Att	Net	Avg	TD	YPG
Hall	192	1,264	6.6	12	114.9
Carney	113	452	4.0	4	41.1

Passing	A-C-I	Pct	TD	YPG
Carney	179-112-4	62.6	8	120.2
Harrison	1-1-0	100.0	0	2.0

Receiving	Rec	Yds	Avg	TD	YPG
Hall	43	457	10.6	1	41.5
Root	26	365	14.0	2	33.2

Defense	U-A-TT	TFL	Int	FF-R
Fowler	37-61-98	1.5	3	0-0
Thomas	44-45-89	8.5	1	0-1



2007 NCAA TEAM RANKINGS

Statistic	SDSU	AFA
Rushing Offense	102	4
Passing Offense	44	118
Total Offense	84	58
Scoring Offense	83	62
Rushing Defense	85	46
Pass Eff. Defense	105	29
Total Defense	105	35
Scoring Defense	75	20
Net Punting	33	35
Punt Returns	48	30
Kickoff Returns	64	33
Turnover Margin	32	33
Pass Defense	106	38
Pass Efficiency	48	31
Sacks	93	39
Tackles For Loss	98	70
Sacks Allowed	103	13

Out of 119 Football Bowl Subdivision schools. Through games of Nov. 10.

▶ SDSU Media Relations Staff

- Mike May*, Assistant AD/MRD
mmay@mail.sdsu.edu
 - Peggy Curtin*, Assistant MRD
mcurtin@mail.sdsu.edu
 - Dave Kuhn, Assistant MRD
dkuhn@mail.sdsu.edu
 - Jamie McConeghy, Assistant MRD
jmcconeg@mail.sdsu.edu
 - Darin Wong, Assistant MRD
dwong@mail.sdsu.edu
 - Andrea Ohta, MR Assistant
aohta@projects.sdsu.edu
 - Jeff Salmon, MR Assistant
jsalmon@projects.sdsu.edu
 - Andrea Rogers, Administrative Asst.
arogers@mail.sdsu.edu
- * - denotes primary football contacts

Office Phone (619) 594-5547
Office Fax (619) 582-6541

San Diego State University
Department of Athletics
Aztec Athletics Center, Suite 3014
5302 55th Street
San Diego, CA 92182-4309

▶ Mountain West Teleconference

Interviews with San Diego State head coach Chuck Long and the other eight Mountain West Conference coaches, are available each Tuesday during the season on the league's teleconference. Contact the MWC office at (719) 488-4040 for more information.

Below is the schedule for the 2007 season (all times Pacific)

Time	Schedule
9:00 a.m.	Moderator opens call
9:02 a.m.	Kyle Whittingham, Utah
9:12 a.m.	Troy Calhoun, Air Force
9:22 a.m.	Chuck Long, SDSU
9:32 a.m.	Mike Sanford, UNLV
9:42 a.m.	Garry Patterson, TCU
9:52 a.m.	Rocky Long, New Mexico
10:02 a.m.	Sonny Lubick, CSU
10:12 a.m.	Bronco Mendenhall, BYU
10:22 a.m.	Joe Glenn, Wyoming
10:32 a.m.	Craig Thompson, MWC

▶ Mountain West Satellite Feed

The MWC will provide a weekly satellite feed during the 2007 football season. The feed will include team-by-team highlights from the previous week's games and coach/player interviews. The satellite feed will run every Wednesday from 2:00-2:30 p.m. PT beginning Sept. 5 through Nov. 28.

Contact the MWC office at (719) 488-4040 for more info.

STATE

> SAN DIEGO STATE

Record: 4-5 Mountain West Conference: 3-2

Home: 2-2

Away: 2-3

Day: 2-2

Night: 2-3

Date	Opponent	TV	Result/Time	Record 2007	Note
Sept. 8	at Washington State (in Seattle)	none	L, 17-45	4-6	Aztec's have Long-era second best 399 yards of total offense
Sept. 15	at (rv/rv) Arizona State	FSN-Ariz.	L, 13-34	9-1	SDSU down 14-10 late in 2nd; Swain passes 1K career rec. yds.
Sept. 22	Portland State (KGB SkyShow)	The Mtn.	W, 52-17	2-8	O'Connell sets career highs for TDs (5) and yards (443)
Sept. 29	(24/rv) Cincinnati	VERSUS	L, 23-52	8-2	Aztec's win turnover battle 3-2; Cincy strikes for 28 pts. in 2nd
Oct. 6	*at Colorado State	The Mtn.	W, 24-20	1-9	SDSU drives 80 yds. for GW score with 43 secs. remaining
Oct. 13	*at Utah	4SD	L, 7-23	7-3	Allen sets single game school record with 22 tackles
Oct. 20	*New Mexico (Homecoming)	CSTV	L, 17-20	7-3	O'Connell rushes for 2 TDs, ties for most by a QB in career (14)
Oct. 27	*Brigham Young	The Mtn.	PPD-Wildfires		Worst wildfires in state history force PPD until Dec. 1
Nov. 3	*Wyoming	The Mtn.	W, 27-24	5-5	SDSU overcame a 21-point deficit, the greatest comeback since 1974
Nov. 10	*at UNLV	CSTV	W, 38-30	2-8	Aztec's 38 pts. are most vs. an NCAA FBS team in Chuck Long era
Nov. 17	*at Air Force	none	Noon MT	8-3	SDSU has won four of last five gms.; Last year: SD 19, AF 12
Nov. 24	*TCU	none	5 p.m. PT	5-5	SDSU lost 23-20 heartbreaker when teams played in SD in '05
Dec. 1	*Brigham Young	The Mtn.	3:30 p.m. PT	7-2	BY has won 5 of last 6; Aztec's won last time in SD, 31-10 (05)

* - indicates Mountain West Conference game.

> MWC Standings

	MWC	Overall
BYU	5-0	7-2
Air Force	5-2	8-3
New Mexico	4-2	7-3
Utah	4-2	7-3
SDSU ◀	3-2	4-5
TCU	2-4	5-5
Wyoming	2-4	5-5
UNLV	1-5	2-8
Colorado State	1-6	1-9

MWC RESULTS/SCHEDULE

Thursday, November 8

*at BYU 27, TCU 22

Saturday, November 10

Air Force 41, at Notre Dame 24

*at New Mexico 26, Colorado State 23

*at Utah 50, Wyoming 0

*San Diego State 38, at UNLV 30

Saturday, November 17

*BYU at Wyoming, 11 a.m. PT

Georgia Southern at Colorado St., 11 a.m. PT

*San Diego State at Air Force, 11 a.m. PT

*New Mexico at Utah, 2:30 p.m. PT

*UNLV at TCU, 4:30 p.m. PT

All times Pacific. * - Indicates Mountain West Conference game.

SDSU NON-CONFERENCE OPPONENT GAMES

Saturday, November 17

Portland St. at Northern Colorado, 11 a.m. PT

Oregon St. at Washington St., 3:30 p.m. PT

West Virginia at Cincinnati, 4:45 p.m. PT

> GENERAL NOTES

San Diego State Claims Second Consecutive Victory with 38-30 Win at UNLV

LAS VEGAS -- San Diego State quarterback Kevin O'Connell threw for two touchdowns and 196 yards to lead the Aztecs to a 38-30 win over UNLV in a Mountain West Conference game on Saturday night.

O'Connell went 17-of-23 and threw for one interception. He converted his first 11 passes, all coming in the first half, as the Aztecs built a 21-0 lead by halftime.

Brandon Sullivan rushed for 70 yards and caught for 68 for San Diego State (4-5, 3-2 conference).

The Rebels (2-8, 1-5) got on the board when Travis Dixon found Rodelin Anthony for a 31-yard pass down the middle with 8:27 left in the third.

After the Rebels (2-8, 1-5) scored 17 unanswered to start the half, Aztec's kickoff returner Mekell Wesley went 89 yards down the right side for a touchdown with 13:19 left in the game.

The Aztecs led 31-23 in the fourth, holding off two late UNLV potential tying drives, and Martell Fantroy's interception for a 55-yard touchdown return with 1:15 left sealed it, 38-23.

UNLV running back Frank Summers rushed for 187 yards on 26 carries. Rebels backup quarterback Travis Dixon (13-of-27) threw for 185 yards, three touchdowns and an interception.

Rebels starting quarterback Omar Clayton fractured his metacarpal on his right throwing hand late in the first quarter and did not return. He finished 5-of-7 for 22 yards.

Postgame Notes from the UNLV Game

TEAM NOTES

- San Diego State won its second consecutive game and improved to 4-5 overall and 3-2 in Mountain West Conference play. The Aztecs, picked to finish eighth in the MWC preseason poll, has now surpassed its 2006 win total when they finished 3-9.
- At 3-2 in Mountain West Conference play, the Aztecs own a winning league record through at least two conference games played for the first time since ending the 2002 campaign with a 4-3 MWC record (the Aztecs were 1-0 earlier this year after opening MWC play with a win at Colorado State).
- For just the third time in school history, San Diego State has defeated Colorado State, Wyoming and UNLV in the same season. The Aztecs also knocked off all three teams in 1982, 1999 and 2007.
- San Diego State is 2-1 in its last three road games after losing the previous nine road/neutral games.
- The Aztecs have won consecutive games for the first time since the 2005 season.
- The Aztecs are 5-5 in their last 10 games after going 2-10 in their previous 12 contests.

POINTS ON THE BOARD

- San Diego State's 38 points are the program's most in a game against an NCAA Bowl Subdivision team in the Chuck Long era. The previous high was 27 points against Wyoming last week and versus UTEP in the 2006 opener.
- San Diego State's 21 points are its most in the first half of a conference outing since the Utah game in 2005, when the Aztecs also had 21 points.
- San Diego State's 17 fourth-quarter points are its most since the 2006 opener against UTEP.

MEKELL MAKES HIS MARK

- San Diego State sophomore Mekell Wesley returned the school's first kickoff for a touchdown since 1997. The last time the Aztecs turned the trick was Nov. 1, 1997, when Jesus Reyes ran one back 96 yards against Wyoming. The TD was Wesley's first of his career, while the 89-yard run back ranks as the ninth-longest in school history.

> GENERAL NOTES (CONT.)

♦ Wesley ended the game with five kick returns for 178 yards. The 178 yards rank second in SDSU single-game history.

DEFENSE COMING TO PLAY

♦ Tonight marks the sixth time in the Chuck Long era and the second time this season that the Aztecs have held their opponent off the scoreboard in the first two quarters. SDSU also held Colorado State scoreless in the first half earlier in 2007.

♦ SDSU has 23 tackles for loss over its last two contests with 15 against Wyoming and eight Saturday versus UNLV.

INTs ARE FOR US

♦ San Diego State has an interception in each of its nine contests this season and 12 in its last six outings. Redshirt freshman Martrell Fantroy recorded his third pick of the year in the fourth quarter, returning it 55 yards for his first career score. Fantroy, a Las Vegas native, became the second Aztec to return an interception for a TD this season, joining Vonnie Holmes, who ran one back 35 yards against Cincinnati. The Aztecs have 14 interceptions this season, after collecting just nine in 12 outings a year ago.

OPENING DRIVES

♦ For the fifth consecutive game, the Aztec defense held its opponent scoreless on their opening drive of the game. The last team to score on the first drive of the game against San Diego State was Cincinnati on Sept. 29.

♦ San Diego State scored on its first drive of the game for the fourth time this season and the first since the contest at Colorado State. The Aztecs marched 91 yards, to match their season-long scoring drive set against Portland State on Sept. 22.

BIG LEADS

♦ San Diego State's 21-0 lead on Saturday is the largest in a road game since the Aztecs shut out UTEP, 34-0, on Sept. 13, 2003.

♦ The 21-point lead is also the largest for SDSU in an MWC road game since posting a 34-0 victory at Wyoming in 2000.

CONSISTENT KEVIN

♦ San Diego State quarterback Kevin O'Connell completed his first 12 pass attempts Saturday against the Rebels. Combined with last year's 7-for-7 performance and his final attempt in the 2005 game, he completed 20 straight against UNLV before seeing the streak come to an end in the second half.

SUPER SULLIVAN

♦ Freshman running back Brandon Sullivan logged a career-long run (25 yards) and reception (23 yards) on SDSU's first possession of the game. He easily surpassed his career game highs in both rushing yards (70) and receiving yards (68) (prev. 23 rushing yards vs. WSU, UNM; 15 receiving yards vs. WSU, CSU). Sullivan's also posted a career high in carries (10) and receptions (six).

STREAKS

♦ Wide receiver Brett Swain has a reception in 23 straight games. Defensive end Nick Osborn has a tackle in 35 straight outings, while linebacker Russell Allen has one in each of his last 33 games.

OTHER NOTES

♦ Aztec senior tight end Steve Schmidt caught his first career touchdown on the team's first drive of the game.

♦ Punter Michael Hughes continued his solid play by launching a 63-yard punt in the second half. It is Hughes 14th punt of 50 or more yards this season.

♦ Sophomore Jerry Milling logged his first tackle of the season in his second game of 2007. Milling missed the first six contests of the year after fracturing a bone in his foot during training camp.

SDSU-Air Force: The Series



► This is the 26th meeting between San Diego State and Air Force, with the Falcons owning a 16-9 series lead.

► The Aztecs have won four of the last five games played between the teams. Last season, San Diego State defeated Air Force 19-12 at Qualcomm Stadium.

► Air Force is 9-4 all-time vs. SDSU in Colorado Springs, Colo. The Aztecs have won on two of their three most recent visits to the Academy, claiming a 38-34 win in 2002 and 37-31 victory in 2004.

► Ten of the last 14 games in the series have been decided by seven points or less. Of those 10 games, three have been decided by one point, one game decided by three points, one game decided by four points, one game decided by five points, two games decided by six points (one that went to overtime) and two games decided by seven points.

► The teams first played in 1980, a 13-10 Aztec victory at Falcon Stadium. This will mark the 25th time in the last 27 years the two teams have played. Air Force and San Diego State have tangled every season since 1980,

► Top 25 Polls

Associated Press

1. LSU (40) 9-1	1,590
2. Oregon (22) 8-1	1,574
3. Oklahoma (1) 9-1	1,471
4. Kansas (1) 10-0	1,439
5. West Virginia (1) 8-1	1,340
6. Missouri 9-1	1,336
7. Ohio State 10-1	1,184
8. Georgia 8-2	1,130
9. Arizona State 9-1	1,122
10. Virginia Tech 8-2	1,013
11. USC 8-2	924
12. Texas 9-2	859
13. Hawaii 9-0	827
14. Florida 7-3	814
15. Clemson 8-2	613
16. Virginia 9-2	539
17. Boise State 9-1	533
18. Boston College 8-2	527
19. Tennessee 7-3	488
20. Illinois 8-3	390
21. Cincinnati 8-2	305
22. Kentucky 7-3	283
23. Michigan 8-3	237
24. Wisconsin 8-3	182
25. Connecticut 8-2	127

Others Receiving Votes

Penn State 98, Auburn 72, **Brigham Young 56**, South Florida 21, California 18, Mississippi State 6, Arkansas 4, **Air Force 2**, Alabama 1.

Coaches Poll

1. LSU 9-1	422
2. Oregon 8-1	408
3. Oklahoma 9-1	383
4. Kansas 10-0	379
5. Missouri 9-1	342
6. Ohio State 10-1	339
7. West Virginia 8-1	327
8. Georgia 8-2	295
9. Arizona State 9-1	284
10. Virginia Tech 8-2	261
11. USC 8-2	260
12. Texas 9-2	227
13. Hawaii 9-0	203
14. Florida 7-3	192
15. Boise State 9-1	152
16. Clemson 8-2	150
17. Tennessee 7-3	136
18. Virginia 9-2	129
19. Illinois 8-3	124
20. Boston College 8-2	123
21. Michigan 8-3	84
22. Cincinnati 8-2	70
23. Wisconsin 8-3	67
24. Kentucky 7-3	56
25. Penn State 8-3	40

Others Receiving Votes:

Auburn 30, **Brigham Young 15**, Connecticut 9, California 8, South Florida 5, **Air Force 3**, UCF 2.

► 2006 AFA-SDSU STATISTICS

	1	2	3	4	Tot
Air Force	0	0	3	9	- 12
San Diego State	0	3	7	9	- 19

SD – Palmer 35-yd FG – 9 plays, 76 yards, 5:09 (5:34, 2nd)

AF – Sasser 24-yd FG – 12 plays, 70 yards, 5:11 (9:49, 3rd)

SD – Schilens 49-yd pass from Craft (Palmer kick) – 6 plays, 76 yards, 2:26 (7:23, 3rd)

AF – Kendrick 9-yd run (Sasser kick failed) – 9 plays, 60 yards, 2:37 (12:14, 4th)

AF – Sasser 38-yd FG – 13 plays, 63 yards, 6:01 (3:06, 4th)

SD – Palmer 30-yd FG – 12 plays, 58 yards, 3:06 (0:02, 4th)

SD – Hull 2-yd fumble recovery (No kick) – (0:00, 4th)

TEAM STATS	AFA	SDSU
First Downs	23	15
Rushes-Yards	65-297	30-151
Passing Yards	47	133
C-A-I	4-7-1	12-19-0
Total Offense	344	284
Fumbles-Lost	1-1	2-0
Penalties-Yards	6-55	5-36
Possession Time	35:29	24:31
Turnovers	2	0
Average Field Pos.	28	21

INDIVIDUAL STATS

Rushing (Atts.-Yards-TDs): **SDSU:** Henderson 25-142; Bornes 1-14; Campbell 1-2; Craft 3(-7). **AFA:** Kendrick 19-92-1; Carney 21-76-1; Hall 10-69; Smith 4-26; McCarthy 3-19; Williams 5-13; Handley 2-5; Thompson 1(-3).

Passing (Att.-Comp.-Int., Yards, TDs): **SDSU:** Craft 19-12-0, 133, 1. **AFA:** Carney 7-4-1, 47, 0.

Receiving (No.-Yards-TDs): **SDSU:** Swain 4-28; Schilens 2-56-1; Porter 2-15; Henderson 2-2; Kawulok 1-24; Wesley 1-8. **AFA:** Handley 2-34; Armstrong 1-9; Thompson 1-4.

> GENERAL NOTES (CONT.)

with the exceptions of 1995 and 1998.

► Since 1994, the team that has committed fewer turnovers has won every game in the series. The teams have played 11 times since 1994, with the team turning the ball over less winning on 10 occasions (in 1997, TOs were tied at one apiece, AFA won 24-18 in ot).

► As previously noted, San Diego State has won four of the last five in the series. Some key stats from the last five encounters:

	Points	First Downs	Total Yards	Turnovers	Pts. off TOs
Air Force	121 (24.2)	125 (25.0)	2,157 (431.4)	14 (2.8)	7 (1.4)
SDSU	147 (29.4)	111 (22.2)	1,938 (387.6)	8 (1.7)	48 (9.6)

► **SDSU-AIR FORCE TIDBITS:** This is the ninth straight season the teams have played... The Falcons won the first three encounters during the MWC era, the Aztecs have won four of the last five games... The games in the series have typically featured plenty of offense... In the last 12 meetings, the games featured an average of 56.8 points and 804.8 yards of total offense... Only twice in the last 12 encounters have the teams failed to combine to score at least 42 points and five times during that stretch the teams have posted at least 69 points... Over the last 15 games, the cumulative point total is San Diego State 388, Air Force 377.

SDSU-Air Force: The Series

Series: Air Force leads 16-9

Total Score: Air Force 744, San Diego State 610

Average: Air Force 29.8, San Diego State 24.4

In Colorado Springs: Air Force leads 9-4

Total Score: Air Force 447, San Diego State 324

Average: Air Force 34.4, San Diego State 24.9

Date	Site	Result	Score	SD Rk	AFA Rk	FD -FD	Total Yds - Yds	TOs -TOs	Passing Yds - Yds	Rushing Yds - Yds	Tem	Att.
S.20.80	A-Falcon	W	13 - 10	-	24 - 17	367 - 188	1 - 1	192 - 50	209 - 157	67	24,594	
N.29.81	N-Mirage Bowl	L	16 - 21	-	23 - 21	456 - 356	0 - 2	386 - 71	70 - 285	48		
S.11.82	A-Falcon	L	32 - 44	-	21 - 26	418 - 491	3 - 1	288 - 85	130 - 406	54	23,000	
D.3.83	H-Jack Murphy	L	7 - 38	- 18	16 - 24	308 - 537	5 - 4	175 - 24	133 - 513	66	8,444	
S.1.84	A-Falcon	L	16 - 24	-	9 - 22	216 - 485	5 - 3	200 - 119	16 - 366	75	36,553	
N.2.85	A-Falcon	L	16 - 31	- 7	17 - 15	308 - 373	6 - 0	224 - 81	84 - 292	55	36,503	
O.25.86	H-Jack Murphy	L	10 - 22	-	20 - 21	286 - 338	2 - 4	272 - 24	14 - 314	62	27,336	
S.19.87	A-Falcon	L	7 - 49	-	18 - 25	367 - 571	2 - 0	276 - 79	91 - 492	62	35,035	
S.11.88	H-Jack Murphy	W	39 - 36	-	30 - 24	577 - 374	2 - 1	299 - 58	278 - 316	68	20,112	
S.2.89	A-Falcon	L	36 - 52	-	24 - 26	546 - 618	2 - 2	361 - 59	185 - 559	72		
S.29.90	H-Jack Murphy	W	48 - 18	-	23 - 22	467 - 364	1 - 6	248 - 21	119 - 343	68	19,104	
S.21.91	A-Falcon	L	20 - 21	-	16 - 17	218 - 321	1 - 2	94 - 93	124 - 228	72	43,011	
O.24.92	H-Jack Murphy	L	17 - 20	-	19 - 13	327 - 294	1 - 3	189 - 70	138 - 224	70	36,892	
S.18.93	A-Falcon	W	38 - 31	-	31 - 22	537 - 395	2 - 2	423 - 46	114 - 349	54	40,086	
O.1.94	H-Jack Murphy	L	35 - 36	-	29 - 19	527 - 416	8 - 3	421 - 111	88 - 305	70	33,268	
N.28.96	H-Jack Murphy	W	28 - 23	-	21 - 23	317 - 428	0 - 2	199 - 191	118 - 237	66	18,353	
S.27.97	A-Falcon	L-ot	18 - 24	-	8 - 22	154 - 314	1 - 1	130 - 88	24 - 226	48	48,399	
O.2.99	H-Qualcomm	L	22 - 23	-	17 - 24	351 - 403	2 - 1	202 - 94	149 - 309	78	31,856	
N.18.00	A-Falcon	L	24 - 45	-	15 - 31	350 - 540	3 - 1	269 - 122	81 - 418	33	33,975	
S.29.01	H-Qualcomm	L	21 - 45	-	21 - 25	403 - 427	4 - 0	199 - 120	204 - 307	68	22,193	
N.23.02	A-Falcon	W	38 - 34	-	26 - 29	398 - 538	1 - 2	288 - 125	109 - 413	41	31,023	
N.22.03	H-Qualcomm	W	24 - 3	-	20 - 19	383 - 286	0 - 2	251 - 95	132 - 191	59	23,682	
N.13.04	A-Falcon	W	37 - 31	-	24 - 29	456 - 486	2 - 6	232 - 133	224 - 353	29	28,514	
S.10.05	A-Falcon	L	29 - 41	-	26 - 25	417 - 503	3 - 1	253 - 231	164 - 272	79	30,101	
O.21.06	H-Qualcomm	W	19 - 12	-	15 - 23	284 - 344	0 - 2	133 - 47	151 - 297	69	26,871	

San Diego State number listed first

San Diego State-Air Force Connections

► San Diego State defensive coordinator Bob Elliott and Air Force defensive line coach Ron Burton were both a part of the North Carolina football teams that made an appearance in the 1983 Peach Bowl and the 1986 Aloha Bowl. Elliott served as the Tar Heels' wide receivers coach, while Burton was playing on the defensive line.

► Falcon strength and conditioning coach Matt McGettigan held the same position at Iowa State for 10 years (1996-06). During that span, Elliott served as the associate head coach (2000-01), and Aztec defensive backs coach Chris Ash held various positions (2000-06) for the Cyclones. SDSU defensive graduate assistant Nick Linder also played for Iowa State from 2000-03 and worked as a student assistant in 2006.

► Aztec executive associate athletic director Steve Becvar was an administrator at the Academy from 1985-2000. Becvar served in a variety of positions, including associate athletic director for development and executive director of the Blue & Silver Club.

► Three Falcons hail from the San Diego area, including tight end Keith Madsen (San Marcos HS), outside line-backer Julian Madrid (St. Augustine HS) and fullback Todd Newell (St. Augustine HS).

San Diego State
Mekell Wesley, WR

High School/Junior College
Hamilton High (Chandler, Ariz.)

UNLV
Daniel Hill, LB

> GENERAL NOTES (CONT.)

San Diego State-Air Force Recent Meetings

▶ LAST MEETING; LAST SDSU WIN

Oct. 21, 2006 | Air Force 19, San Diego State 12 | Qualcomm Stadium | San Diego, Calif.

SAN DIEGO - San Diego State gave head coach Chuck Long his first career victory in dramatic fashion, as Garrett Palmer nailed a 30-yard field goal with two seconds remaining to lift the Aztecs to a 19-12 upset of conference-leading Air Force.

With SDSU ahead 10-9, the Falcons took their only lead at the 3:06 mark of the fourth quarter on a field goal. The Aztecs, however, rallied by driving 58 yards on 11 plays, highlighted by a 19-yard run by Atiyah Henderson on a third down and eight, to set up the winning kick.

Following a timeout by each squad, Palmer left no doubt, sending the ball straight through the uprights to put SDSU ahead for good, 13-12. The Aztecs would tack on a touchdown on the ensuing kickoff, as Marc Hull recovered a fumble and returned it two yards after a failed Air Force lateral attempt to provide the final 19-12 score.

The Falcons were poised to get on the board early, but missed a 49-yard field goal on their first possession and saw another drive end deep in Aztec territory on a Brett Sturm interception at his own seven-yard line.

The lone score of the first half came on a 35-yard Palmer field goal which gave the host a 3-0 lead heading into the locker room.

Air Force tied the game early in the third quarter with a 24-yard Zach Sasser field goal, but the Aztecs answered quickly when quarterback Kevin Craft found Chaz Schilens streaking down the middle of the field for a 49-yard touchdown, SDSU's longest play from scrimmage in 2006.

The Falcons appeared ready to knot the game at 10 early in the fourth quarter, but after a nine-yard touchdown run by Jacob Kendrick, Sasser missed the extra point attempt, as SDSU maintained the slight 10-9 advantage.

Sasser would later amend himself with a 38-yard field goal, but Palmer matched his effort on the other side of the field with the game-winner.

Henderson had a career-best 142 yards on 25 carries, becoming the 68th player in SDSU history to record a 100-yard rushing game and the first this season. Craft got his first win in his second career start by completing 12 of his 19 passes for 133 yards, while the Aztecs did not commit a turnover for the first time in 2006.

The San Diego State defense was outstanding, limiting the Falcons to a season-low 12 points. Three Aztecs finished in double-figures in tackles, including senior linebacker Joe Martin (16 tackles, 1 sack), sophomore Russell Allen (14 tackles) and senior safety Brett Sturm (13 tackles).

▶ LAST MEETING AT AIR FORCE; LAST AIR FORCE WIN

Sept. 10, 2005 | Air Force 41, San Diego State 29 | Falcon Stadium | USAFA, Colo.

USAF ACADEMY, Colo. - For the second straight week, San Diego State amassed over 400 yards of total offense, but Air Force brought its own high-octane offense along with an opportunistic defense to overpower the Aztecs, 41-29, in the Mountain West Conference opener for both teams.

Jacobe Kendrick rushed for 128 yards and scored four touchdowns as the Falcons rolled up 503 yards of total offense and converted three SDSU turnovers into 21 points, helping snap the Aztecs' three-game series winning streak.

Things looked good for SDSU in the early going as the Aztecs jumped to a 10-0 lead in the first quarter. After an unsuccessful Air Force fake punt, SDSU marched 64 yards in six plays, scoring on a Kevin O'Connell quarterback keeper. Garrett Palmer then added a 40-yard field goal and the Aztecs appeared in control.

The Falcons, however, owned the second quarter, scoring 20 straight points to seize the momentum. After a long touchdown drive, the Falcons capitalized on two O'Connell fumbles near midfield.

The Aztecs stopped the Falcon uprising when Garrett Palmer connected on a 29-yard field goal to cut the Falcon lead to 20-13 at halftime.

Air Force stretched its lead to 27-13 after Robert McMenomy hauled in 38-yard touchdown pass from Shaun Carney.

The Aztecs whittled into the Falcon lead on a 47-yard Palmer field goal and a 12-yard scoring strike from O'Connell to Robert Ortiz, but Air Force matched SDSU's two touchdown effort in the fourth quarter to secure the victory.

▶ 2004 MEETING AT AIR FORCE

Nov. 13, 2004 | San Diego State 37, Air Force 31 | Falcon Stadium | USAFA, Colo.

USAF ACADEMY, Colo. - A San Diego State squad that was getting younger by the day did some growing up, holding off Air Force for a 37-31 victory, its first in conference play, to end a six-game losing streak.

In wind, snow and dropping temperatures, the Aztec offense notched points in every quarter. The defense forced Air Force to cough up the ball six times and the special teams came up with three field goals, a blocked punt and a strong punting game.

Despite all the positives, SDSU still had to hang on for the win. The victory wasn't clinched until Kirk Morrison intercepted a pass at the Aztec goal-line with just 13 seconds remaining.

The two sides traded touchdowns in the opening period, before the Aztecs took the lead when Brandon Bornes capped off a 74-yard drive with a one-yard run to give SDSU a 14-7 lead.

Despite the muddy track, the scoring was far from over as Adam Fitch would engineer two more scoring drives and the Aztecs added a late field goal to trail 21-17 at the break.

▶ Aztec Trends

	2007	Long Era
Overall	4-5	7-14
Home	2-2	5-5
Away	2-3	2-9
In August	0-0	0-1
In September	1-3	1-6
In October	1-2	2-4
In November	2-0	3-3
In December		1-0
After Bye	1-1	2-1
After Win	1-2	1-5
After Loss	2-2	4-8
Afternoon Games	2-2	2-8
Night Games	2-3	5-6
Versus	0-1	0-2
CSTV	1-1	1-2
The Mtn.	3-0	6-3
Ch. 4 San Diego	0-1	0-2
ESPN+Plus	0-0	0-1
Fox Sports Arizona	0-1	0-1
No TV	0-1	0-3
Dec. by 7 pts. or less	2-1	3-4
SDSU Scores 1st	3-1	6-3
Opp. Scores 1st	1-4	1-11
Leading After 1Q	3-0	4-3
Leading at Half	3-0	6-3
Leading After 3Q	2-1	5-2

▶ CURRENT AZTEC PLAYERS VS. AIR FORCE

Rushing	Att.	Yds.	Avg.	TD
Henderson	25	142	5.7	0
Bornes	31	136	4.4	2
O'Connell	19	134	7.1	1
Hamilton	15	65	4.3	1
Mougey	3	24	8.0	0
Campbell	1	2	2.0	0

Passing	A-C-I	Yds.	TD
O'Connell	71-42-2	459	3
Mougey	5-3-0	26	0

Receiving	No.	Yds.	YPC	TD
Schilens	5	85	17.0	1
Swain	6	42	7.0	0
Louis	4	37	9.3	0
Kawulok	1	24	24.0	0
Miclot	2	23	11.5	1
Hamilton	2	19	9.5	0
Sampson	2	15	7.5	0
Bornes	1	9	9.0	0
Wesley	1	8	8.0	0
Henderson	2	2	1.0	0

Defense	S-A-T	Other
Allen	7-11-18	
Martin	6-6-12	1FF
Osborn	4-6-10	
Bass	3-1-4	1TFL/2PBU
Nwansi	1-2-3	
DeMartinis	0-2-2	
Armstrong	0-1-1	
Dunkle	1-0-1	
Fifita	0-1-1	
O'Connell	1-0-1	
Palmer	0-1-1	
Sandford	1-0-1	
Soto	1-0-1	
Hull	0-0-0	1FR

▶ Missed Starts Due to Injury

Last season, San Diego State players missed a total of 84 starts due to injury (an average of seven starters per game). Below is a look at this season's running total.

at Washington State (1)

LB Jerry Milling (foot)

at Arizona State (1)

LB Jerry Milling (foot)

vs. Portland State (2)

LB Jerry Milling (foot)

WR Chaz Schilens (foot, stress fracture)

vs. Cincinnati (3)

LB Brett Martin (knee)

LB Jerry Milling (foot)

WR Chaz Schilens (foot, stress fracture)

at Colorado State (4)

FB Lynell Hamilton (rotator cuff)

LB Brett Martin (knee)

LB Jerry Milling (foot)

WR Chaz Schilens (foot, stress fracture)

at Utah (3)

LB Brett Martin (knee)

LB Jerry Milling (foot)

WR Chaz Schilens (foot, stress fracture)

vs. New Mexico (4)

LB Brett Martin (knee)

LB Jerry Milling (foot)

LB Andrew Preston (shoulder)

WR Darren Mougey (foot)

vs. Wyoming (3)

LB Brett Martin (knee)

LB Jerry Milling (foot)

WR Darren Mougey (foot)

▶ GENERAL NOTES (CONT.)

In the third period, San Diego State took control. The Aztecs capitalized on consecutive Academy fumbles with a touchdown and a field goal and then blocked a punt, which resulted in seven more points.

The 34-21 lead, however, wasn't safe as Air Force put together scoring drives from 65 and 80 yards, followed by Palmer's third field goal.

On the last possession of the day for the Falcons, Air Force took over at its own 17 and moved inside the Aztec 15 before Morrison ended the threat with his first interception of the season.

Morrison added 19 tackles and recovered a fumble, while Heath Farwell also had 19 tackles, forced two fumbles and had an interception on the first play from scrimmage.

Aztecs Earn Player of the Week Honors

San Diego State sophomore Mekell Wesley has been named the Mountain West Conference Co-Special Teams Player of the Week for his performance in the Aztecs' 38-30 victory at UNLV on Saturday, the league office announced on Monday.

Wesley broke a 10-year drought for the Aztecs when he returned a fourth quarter kickoff 89 yards for a touchdown. It was the first kickoff return for a touchdown by a San Diego State player since Oct. 29, 2005, and ranks as the ninth longest return in school history. The sophomore's return ended a 17-0 UNLV run and increased the Aztec advantage to 28-17.

Wesley came up big all day long, recording five returns for 178 yards and a 35.6 average. His strong returns were a major reason why the Aztecs enjoyed great field position. San Diego State's average field position was the 36-yard line, its best average field position since Oct. 29, 2005. On his five kickoff returns, SDSU's average field position was the 42.8-yard line.

A native of Chandler, Ariz., Wesley's 178 yards in kickoff returns rank as the second most in school history.

Wesley becomes the fourth SDSU player to earn league player of the week honors this season and the third in the last two weeks. Last week, San Diego State had two players earn recognition as sophomore linebacker Luke Laolagi was the defensive honoree and Michael Hughes earned the special teams' award.

▶ 2007 SDSU Mountain West Conference Players of the Week

Oct. 15 - Russell Allen (Defensive)

Nov. 5 - Luke Laolagi (Defensive), Michael Hughes (Special Teams)

Nov. 12 - Mekell Wesley (Special Teams)

Winning the Turnover Battle

San Diego State saw its streak of eight straight games without a turnover disadvantage come to an end against Wyoming, but the Aztecs earned a push in the category in Saturday's game at UNLV.

That means that SDSU has been even or ahead in turnover margin in eight of the nine games this season.

The eight-game streak that was broken two weeks ago, was SDSU's longest since the 1992 campaign when the Aztecs opened up the season with a stretch of eight games without a turnover disadvantage.

Other tidbits on turnovers:

▶ San Diego State enters the weekend ranked 32nd in turnover margin at +0.56 per game.

▶ Prior to the Wyoming game, the last time the Aztecs had a turnover disadvantage was against New Mexico last season. The Aztecs were minus-4 in the category (four turnovers, no takeaways) in a 41-14 loss at University Stadium. Despite outgaining the Lobos, 431-301, the Aztecs fell behind 41-0 and were never really in the game.

▶ Since that game against the Lobos, SDSU has had just 13 turnovers in its last 10 games dating back to last season. This year, the Aztecs have 12 turnovers in their first nine contests and San Diego State has gone 10 straight games with two turnovers or less.

▶ With only 12 turnovers this season, San Diego State ranks 11th nationally in fewest turnovers this season (through games of Nov. 10).

▶ San Diego State has gained 14 interceptions on the season, the 27th-highest total nationally. The Aztecs have been particularly good of late, picking off 12 passes in the last seven games. SDSU has an interception gained in 10 straight games, once again dating back to the 2006 game at New Mexico.

▶ With just five lost fumbles this season, San Diego State ranks 12th nationally in fewest fumbles lost in 2007.

Progress as Promised

Those who have seen the Aztecs play in 2007 have seen a marked improvement over the 2006 squad. SDSU finished 3-9 a year ago in Chuck Long's first campaign and the Aztecs have already surpassed the win total from last season with three games left to play.

Turnover MARGIN

	Gain	Lost	+/-
at WSU	1	1	0
at ASU	1	1	0
Portland St.	4	0	+4
Cincinnati	3	2	+1
at CSU	2	1	+1
at Utah	2	2	0
New Mexico	2	2	0
Wyoming	1	2	-1
at UNLV	1	1	0
07 Totals	17	12	+5

2007 Fewest TURNOVERS

Rk.	Team	No.
1.	Ball State	10
	Clemson	10
	Iowa	10
	Michigan State	10
5.	Connecticut	11
	East Carolina	11
	Georgia	11
	Kansas	11
	San Jose State	11
	Tennessee	11
11.	▶ SDSU	12
	Florida Atlantic	12
	Texas A&M	12

> GENERAL NOTES (CONT.)

Comparing the Mountain West Conference opponents scores from this year and last year shows a 32-point improvement in the five league games to date. That is an average improvement of 6.4 points per game.

Opponent	2007 Result	2006 Result	Difference
Colorado State	W, 24-20 (+4)	W, 17-6 (+11)	-7
Utah	L, 7-23 (-16)	L, 7-38 (-31)	+15
New Mexico	L, 17-20 (-3)	L, 14-41 (-27)	+24
Wyoming	W, 27-24 (+3)	L, 24-27 (-3)	+6
UNLV	W, 38-30 (+8)	W, 21-7 (+14)	-6
SEASON TO DATE	3-2	2-3	+32
Air Force		W, 19-12 (+7)	
TCU		L, 0-52 (-52)	
Brigham Young		L, 17-47 (-30)	

Scheduling Quirks

San Diego State has faced one of the nation's most difficult schedules to date. Among its four non-conference games, San Diego State faced three teams from automatic qualifying conferences, two of which have been nationally ranked this season.

In fact prior to facing a winless Colorado State team in the fifth game of the season, the NCAA ranked San Diego State's schedule as the 10th-most difficult nationally.

Other tidbits on a unique Aztec schedule this season:

- ▶ San Diego State completed the first half of play having played just two home games. This is the first time since 1997 that the Aztecs have played at least four of their first six games on the road. That season, San Diego State opened with a 1-5 record, but rebounded to finish a respectable 5-7.
- ▶ The Aztecs joined Buffalo, Bowling Green, Houston and North Texas, all of which opened the home portion of their schedule on Sept. 22. San Jose State did not play a home game until Sept. 29.
- ▶ The Sept. 8 opener marked the latest season-opener for the Aztecs since opening on the same date in 1991 (49-13 victory over Long Beach State). The last time San Diego State had a later lidlifter was 1985, when SDSU defeated Long Beach State, 34-14, on Sept. 14.
- ▶ This was the first time since 2002 and just the second time in the last 17 seasons that the Aztecs have opened up on the road. SDSU fell at Fresno State, 16-14, to open up the 2002 campaign. Prior to that, you have to go back to 1990 to find the last time San Diego State opened a season away from home and the last time SDSU opened a campaign outside the Golden State.
- ▶ San Diego State opened the 2007 season with consecutive road games for just the second time in the last 25 seasons. The Aztecs opened the 2002 campaign with games at Fresno State (14-16) and at 17th-ranked Colorado (14-34).

Patience is a Virtue

Although it is easy to forget, history shows us that many of college football's greatest turnarounds take time. Below are some of the modern day "big turnarounds", all of which have ties to Aztec coach Chuck Long through either Hayden Fry or Bill Snyder.

Below is a look at the early years of some of the great turnarounds in college football history.

Coach	School	First Season	1st	2nd	3rd	1st Winning Season
Hayden Fry	Iowa	1979	5-6	4-7	8-4	3rd
Bill Snyder	Kansas State	1989	1-10	5-6	7-4	3rd
Barry Alvarez	Wisconsin	1990	1-10	5-6	5-6	4th
Dan McCarney	Iowa State	1995	3-8	2-9	1-10	6th
Kirk Ferentz	Iowa	1999	1-10	3-9	7-5	3rd
Mark Magino	Kansas	2002	2-10	6-7	4-7	4th
Mike Stoops	Arizona	2004	3-8	3-8	6-6	has not occurred
Chuck Long	San Diego State	2006	3-9	4-5		

A few notes on the coaches listed above

- ▶ By winning three games in his first season at San Diego State, Long matched or surpassed every coach above in first-year victories with the exception of Hayden Fry. Long won as many games in his first season as Kansas State's Bill Snyder, Wisconsin's Barry Alvarez and Iowa's Kirk Ferentz - combined.
- ▶ The Good News: The seven coaches above combined to win 28 games in their second season, up from 16 the previous year.
- ▶ The Bad News: None of the seven coaches above enjoyed a winning season in either their first or second campaigns at the school.

Winning As the Underdog

Not that we pay close attention to this sort of thing, but according to Friday, Oct. 5's *USA Today*, Colorado State was expected to defeat San Diego State by 13 points. Based on the projections for that day, the Aztecs' upset victory over Colorado State was the fifth-largest upset in college football that weekend.

Oddly enough, Utah had the fourth-largest upset in defeating Louisville as a 14.5-point underdog that same weekend. The three largest upsets were Stanford (+40.5) over USC, Notre Dame (+22) over UCLA and Northwestern (+16.5) over Michigan State.

A Drive for the Ages

San Diego State's 80-yard drive inside of two minutes to claim a come-from-behind victory at Colorado State won't soon be forgotten by Aztec fans. It marked the first time San Diego State overcame a second-half deficit to win a road game since Nov. 23, 2002, at Air Force (38-34).

More impressive was the length of the drive engineered by the Aztec offense to claim the victory. The 80-yard drive inside of the game's final two minutes was the longest to win an outing since Mark McKay led SDSU on a 99-yard drive against Hawai'i on Nov. 6, 1982, to lift the Aztecs to a 31-28

> GENERAL NOTES (CONT.)

victory.

Scoring a touchdown with 43 seconds remaining marked the latest an Aztec team had scored a TD in a game to take the lead in a win since the Aztecs defeated Utah on Oct. 24, 1998, in overtime. Brian Russell's 6-yard pass to Damon Gourdine led SDSU to a 21-20 win. The last time SDSU scored with fewer than 43 seconds remaining to win a game in regulation was Nov. 7, 1996, when Billy Blanton ran for an 11-yard touchdown with 38 seconds left to lift the Aztecs past Wyoming, 28-24.

The three-point second-half deficit was the largest overcome for a victory in any location since defeating Wyoming, 34-31, on Nov. 19, 2005. That record held just three games, however, as San Diego State rallied from a 14-point halftime deficit against Wyoming to defeat the Cowboys, 27-24, on Nov. 3, 2007.

Below is a list of San Diego State game-winning drives since 1982 (defined as giving San Diego State a lead it never relinquished in the fourth quarter). Game winning drives designated with a ♦ occurred in the final two minutes or in overtime. + - did not start game.

Date	Opponent	Quarterback	Score at		Time at Start of Drive	TOL	Used TO	Time when Scored	Scoring Play	Scoring Drive		
			Start	Final Score						PI	Yds	Time
Oct. 9, 1982	at Wyoming*	♦ Mark McKay	21-21	24-21	4th/4:11	3	0	0:05	Morales 19-yd FG	7	46	4:06
Oct. 30, 1982	Utah*	♦ Mark McKay	14-17	21-17	4th/1:28	0	0	0:52	McKay 47-yd pass to Sampson	4	80	0:36
Nov. 6, 1982	at Hawai'i	Mark McKay	24-28	31-28	4th/3:53	3	0	2:03	Harvey 2-yd. run	7	99	1:50
Sept. 8, 1986	Long Beach State	Todd Santos	20-24	27-20	4th/12:32	2	0	10:08	Santos 38-yd. pass to Jackson	6	63	2:24
Sept. 13, 1986	at Utah*	♦ Todd Santos	29-30	37-30	4th/2:14	1	0	0:52	Hardy 2-yd. run	5	71	1:22
Sept. 27, 1986	at New Mexico*	Todd Santos	24-28	38-34	4th/9:28	2	0	7:42	Santos 28-yd. to Conyers	4	44	1:46
Nov. 14, 1987	Colorado State*	Todd Santos	10-12	26-12	4th/12:11	3	0	7:33	Santos 13-yd. to Reed-Martin	13	72	4:38
Oct. 31, 1987	at Hawai'i*	Todd Santos	14-21	29-21	4th/4:33	3	0	3:08	Santos 4-yd. to Hewitt	6	41	1:25
Oct. 24, 1987	Long Beach State	Todd Santos	38-42	52-42	4th/14:00	3	0	12:00	Santos 29-yd. to Jackson	6	51	2:00
Sept. 11, 1988	Air Force*	♦ Brad Platt	32-36	39-36	4th/3:02	2	2	0:34	Hewitt 1-yd. run	8	61	2:38
Nov. 11, 1989	Wyoming*	Dan McGwire	17-17	27-17	4th/10:38	3	1	7:57	Slack 49-yd. run	6	71	2:41
Oct. 28, 1989	at UTEP*	Dan McGwire	27-31	34-31	4th/14:43	3	0	8:17	McGwire 1-yd. run	14	80	6:26
Oct. 26, 1991	at Utah*	David Lowery	16-21	24-21	4th/9:41	3	1	5:28	Lowery 3-yd. to Wright	12	88	4:13
Oct. 23, 1993	New Mexico*	Tim Gutierrez	17-17	20-17	4th/11:29	1	0	6:54	Holt 31-yd. FG	12	74	4:35
Sept. 18, 1993	at Air Force*	♦ Tim Gutierrez+	31-31	38-31	4th/1:51	1	0	0:34	Gutierrez 36-yd. to Scott	6	63	1:17
Sept. 10, 1994	California	♦ Tim Gutierrez	19-20	22-20	4th/3:22	0	1	0:00	Holt 32-yd. FG	9	65	3:22
Oct. 7, 1995	at Utah*	Billy Blanton	17-21	24-21	4th/9:43	3	0	9:27	Blanton 48-yd. to Hakim	2	48	0:16
Oct. 19, 1996	at New Mexico*	Billy Blanton	42-42	48-42	4th/6:26	3	0	5:33	Jones 2-yd. run	4	15	0:53
Nov. 7, 1996	Wyoming	♦ Billy Blanton	21-24	28-24	4th/1:39	3	1	0:38	Blanton 11-yd. run	7	72	1:01
Sept. 5, 1997	Navy	Kevin McKechnie	31-31	45-31	4th/14:16	3	0	12:17	McKechnie 47-yd. to Hakim	3	78	1:59
Oct. 18, 1997	UNLV*	♦ Spencer Brinton+	17-17	20-17	Overtime		0	0:00	Tandberg 24-yd. FG	6	18	----
Nov. 15, 1997	at Fresno State*	Spencer Brinton	13-19	20-19	3rd/2:15	3	0	12:16	Lewis 1-yd. run	11	49	4:59
Oct. 17, 1998	at New Mexico*	♦ Brian Russell	30-33	36-33	Overtime		0	0:00	Russell 25-yd. to Gourdine	2	25	----
Oct. 24, 1998	Utah*	♦ Brian Russell	14-20	21-20	Overtime		1	0:00	Russell 6-yd. to Gourdine	6	25	----
Oct. 16, 1999	at Colorado State*	Jack Hawley	10-10	17-10	4th/14:09	3	0	11:05	Hawley 40-yd. to Gourdine	7	83	3:04
Oct. 21, 2000	at Brigham Young*	♦ Lon Sheriff	13-15	16-15	4th/0:46	2	1	0:01	Tandberg 36-yd. FG	6	62	0:45
Nov. 4, 2000	at New Mexico*	Lon Sheriff	13-16	17-16	4th/10:59	2	0	5:27	Tandberg 18-yd. FG	12	64	5:32
Nov. 23, 2002	at Air Force*	♦ Lon Sheriff	31-34	38-34	4th, 3:07	3	1	0:58	Truvillion 1-yd. run	8	58	2:09
Nov. 19, 2005	Wyoming*	Kevin O'Connell	17-21	34-21	4th, 8:10	2	0	6:24	O'Connell 18-yd. to Ortiz	5	76	1:46
Oct. 21, 2006	Air Force*	♦ Kevin Craft	10-12	19-12	4th, 6:01	1	1	0:02	Palmer 30-yd. FG	12	58	3:06
Oct. 6, 2007	at Colorado State*	♦ Kevin O'Connell	17-20	24-20	4th, 2:23	2	0	0:43	O'Connell 1-yd. run	7	80	1:40
Nov. 3, 2007	Wyoming*	♦ Kevin O'Connell	20-24	27-20	4th, 3:46	1	2	1:06	O'Connell 27-yd. to Brown	6	38	3:24

Below is a list of games San Diego State won in the final two minutes or overtime since 1982.

Date	Opponent	Trailed By	Score	Final Time of Score	Scoring Play (Drive)	Note
Oct. 30, 1982	Utah*	3	14-17	21-17	4th, 0:52	McKay 47-yd pass to Sampson
Sept. 13, 1986	at Utah*	1	29-30	37-30	4th, 0:52	Santos 3-for-3, 61 yards on drive; Hits Aswal for 2PAT
Sept. 11, 1988	Air Force*	4	32-36	39-36	4th, 0:34	Hewitt 1-yd run (8/61/2:38)
Sept. 10, 1994	California	1	19-20	22-20	4th, 0:00	SDSU converted 4th and 1 for game-winning TD
Nov. 7, 1996	Wyoming	3	21-24	28-24	4th, 0:38	Gutierrez 2-for-3, 34 yards on drive
Oct. 17, 1998	at New Mexico*	3	30-33	36-33	Overtime	Blanton on drive: 3 rushes, 41 yds.; 3-for-4, 31 pass. yds.
Oct. 24, 1998	Utah*	6	14-20	21-20	Overtime	Russell 6-yd pass to Gourdine (6/25)
Oct. 21, 2000	at Brigham Young*	2	13-15	16-15	4th, 0:01	SDSU scores on second play of OT possession
Nov. 4, 2000	at New Mexico*	2	14-16	17-16	4th, 5:27	2-for-2 on third downs on drive; Spellman PAT
Nov. 23, 2002	at Air Force*	3	31-34	38-34	4th, 0:58	Sheriff 3-for-4, 58 yards on drive
Oct. 21, 2006	Air Force*	2	10-12	19-12	4th, 0:02	Sheriff 3-for-4, 41 yards on drive; Converted a 3rd & 8
Oct. 6, 2007	at Colorado State*	3	17-20	24-20	4th, 0:43	Truvillion 5 rushes, 27 yards on drive
Nov. 3, 2007	Wyoming*	4	20-24	27-24	4th, 1:06	Palmer 30-yd FG (12/58/3:06)
						SDSU converted two third downs (2 and 8 yards)
						O'Connell 1-yd run (7/80/1:40)
						O'Connell to Swain for 57 yards to convert 3rd and 10
						O'Connell 5 yd. rush on 3rd & 1; TD came on 3rd & 13

Youth Movement

Both of Chuck Long's first two recruiting classes have been highly rated and it has taken little time to get those players out on the field. San Diego State has played as many as 15 freshmen in a game this season, including a single-game high of five true freshmen.

Including the sophomore class, the Aztecs had 26 players from the sophomore or freshmen classes participate in the opener, 25 players representing those classes against the Sun Devils, a season-high 29 against Portland State, 27 against the Bearcats, 24 vs. the Rams, 27 against the Utes, 24 against the Lobos and 18 against the Cowboys.

The five true freshmen to see playing time thus far are wide receiver/kick returner Vincent Brown, defensive back Dey Juan Hemmings, defensive back Romeo Horn, defensive lineman Neil Spencer and tight end Alston Umuolo.

In the current two deep on offense and defense (a total of 17 positions), the Aztecs currently list 10 sophomores and 20 freshmen.

SDSU Squad BREAKDOWN

Below is the total number of players to see action in the first nine games this season.

	WSU	ASU	PSU	CIN	CSU	Utah	UNM	WYO	UNLV
Seniors	22	21	20	19	16	18	21	19	20
Juniors	12	12	12	12	11	9	9	8	10
Sophomores	14	11	14	13	11	12	12	9	10
Freshmen	12	14	15	14	13	14	12	14	13
Redshirt	8	9	10	9	8	9	8	9	8
True	4	5	5	5	5	5	4	5	5
Total Players	60	58	61	58	51	53	54	49	53

> GENERAL NOTES (CONT.)

Playing as a Freshman is A Privilege Not A Right

Although Chuck Long has said that he will play freshmen who will help San Diego State on the field, playing as a true freshman at San Diego State is uncommon.

In fact, in the previous three seasons, only eight true freshmen have played (one in 2006, four in 2005 and three in 2004). That of course was prior to this season, where five true freshmen had already seen playing time through two games.

The five freshmen are not only playing, but are earning significant playing time. Vincent Brown caught his first career touchdown against Portland State and also got the game-winning score in SDSU's 27-24, come-from-behind win over Wyoming on Saturday. A game-changing threat, Brown has 25 kickoff returns for a 21.9 average. Tight end Alston Umolo has a pair of touchdowns, and defensive backs Romeo Horn and Dey Juan Hemmings have both seen field time. Defensive tackle Neil Spencer earned his first career start Saturday against Wyoming.

Bigger is Better

San Diego State football head coach Chuck Long named six players as team captains for the 2007 season at the team's final fall scrimmage on Aug. 25. Seniors Ray Bass (safety), Mike Kravetz (offensive line), Kevin O'Connell (quarterback), Nick Osborn (defensive line) and Chaz Schilens (wide receiver), along with junior Russell Allen (linebacker) were elected by their teammates and introduced at SDSU's Family Day scrimmage at Qualcomm Stadium. The six captains tie for the most among Division IA schools.

Bass started six times in 2006, and tallied 39 tackles and had two interceptions. Kravetz entered 2007 with 24 career games played and 22 lifetime starts on the offensive line. O'Connell entered his senior season atop the quarterback depth chart and has started 22 games during his time at SDSU. After missing six of the first seven games of 2006 due to injury, O'Connell returned to play in the final five contests, three of which were starts, and led the Aztecs to victory in their final game against Colorado State.

Osborn, at defensive end, played in 33 games in his career at San Diego State entering the 2007 season, including starting all 12 a year ago. He recorded at least one tackle in each of his last 27 outings and was an MWC honorable mention pick in 2006 with 58 total tackles and a quarterback sack. A two-year starter at wide receiver, Schilens came into his final campaign with 75 career receptions and four touchdowns.

San Diego State's top returning tackler, Allen entered his junior campaign having started every game in 2006. With his 7.3 tackles per game average, Allen finished the season ranked ninth in the conference and among the top 100 nationally.

And Nelson Makes 85

On Thursday, Sept. 6, Chuck Long announced that sophomore defensive lineman Peter Nelson was awarded a scholarship. That increases San Diego State to the NCAA limit of 85 scholarships.

Before school opened in late August, five former walk-ons were granted scholarships, including seniors Corey Boudreaux, Freddy Dunkle and Scotty James, junior Mike Schmidt and sophomore Nick Sandford.

Big Crowd For SkyShow

San Diego State played in front of its sixth-largest crowd in school history on Sept. 22 as 53,110 watched the Aztecs defeat Portland State at Qualcomm Stadium.

Five of the eight largest crowds in school history have occurred this decade.

Below is a look at the highest attended home games in San Diego State history.

Rk.	Att.	Opponent	Date	Result
1.	57,216	Idaho State (so) (FW)	Sept. 4, 2004	W, 38-21
2.	56,737	Brigham Young*	Nov. 16, 1991	T, 52-52
3.	55,868	San Jose State (FW)	Sept. 24, 2005	W, 52-21
4.	53,794	Utah (FW)*	Sept. 23, 2006	L, 7-38
5.	53,611	Arizona	Nov. 8, 1975	L, 24-31
6.	53,110	Portland State (FW)	Sept. 22, 2007	W, 52-17
7.	52,108	(1) Miami	Nov. 28, 1992	L, 17-63
8.	50,710	UCLA (so)	Sept. 3, 2005	L, 21-44
9.	50,453	(13) Florida State	Nov. 19, 1977	W, 41-16
10.	50,338	(19) UCLA	Sept. 20, 1986	L, 14-45

Additional large crowds that San Diego State has played before at Qualcomm Stadium, but is not considered a home game and hence are not listed above is:

59,473	(16) Iowa (HB)	Dec. 30, 1986	L, 38-39
53,611	vs. Southern California (HC)	Sept. 5, 1992	T, 31-31

* - indicates conference game. so - indicates season opener; FW - indicates KGB SkyShow; HB - Holiday Bowl; HC - Ralph's Holiday Classic.

True Freshmen PLAYERS

Yr. Player

04	Lance Louis*
	Eric Miclot*
	Tyler Schmitt*
05	Stephen Robles
	DeMarco Sampson*
	Mike Schmidt
	Jonathan Soto*
06	Whitley Fehoko*
07	Vincent Brown
	Dey Juan Hemmings
	Romeo Horn
	Neil Spencer
	Alston Umuolo

* - indicates player earned letter as a true freshman

NCAA DI-A MOST CAPTAINS

	Captains
San Diego State	6
Connecticut	6
Wisconsin	*6

* - Only 5 are permanent

STATE

> OFFENSE

Numbers (Rk.) PPG: 24.22 (83)

Yards: 357.33 (84)

Rush: 112.00 (102)

Pass: 245.33 (44)

Projected Starting Lineup

Pos.	No.	Name	Cl.	Ht.	Wt.	Note
QB	7	Kevin O'Connell (cap.)	Sr.	6-6	235	30 career starts at QB (2nd, SDSU ranking); 6,651 career passing yds. (4th)
FB	22	Lynell Hamilton	Sr.	6-0	235	'03 freshman All-American; 2,052 career rushing yds; 10th SDSU player w/2,000+
TB	37	Brandon Bornes	Sr.	6-1	225	1,528 career yards and 13 career TDs rushing; State 300m hurdle champ in HS
R	80	Vincent Brown	Fr.	6-0	175	27-yd. GW TD rec. in SDSU's 27-24 win vs. Wyo.; 24 rec., 295 yds. and 2 TD in '07
W	16	Brett Swain	Sr.	6-1	200	6 rec., 224 yds., 3 TDs vs. Portland St.; Caught a pass in SDSU's last 22 games
X	18	Roberto Wallace	So.	6-4	215	Shoulder surgery kept him out all of last season; Top 50 receiver out of HS
TE	81	Steve Schmidt	Sr.	6-5	250	Suffered a foot injury in fall camp that forced him to miss all of 2006; 23 career rec.
LT	76	Will Robinson	Sr.	6-6	280	35 career starts and has made 29 straight starts for SDSU
LG	62	Brandyn Dombrowski	Sr.	6-6	330	Missed first 2 games; Granted an NCAA wavier on Fri., Sept. 21 to play in 2007
C	50	Trask Iosefa	Fr.	6-0	300	Redshirt freshman who has started eight times this season
RG	54	Fred Amano	Sr.	6-1	290	Started his first career game vs. WSU; Was a DL for the Aztecs in 2006
RT	70	Mike Kravetz (cap.)	Sr.	6-5	300	Played in 33 career games; Most improved scholastic achievement award ('06)

Key Offensive Reserves

Pos.	No.	Name	Cl.	Ht.	Wt.	Note
TB	21	Atiyah Henderson	So.	5-9	175	Rushed for 764 yards as a freshman last season (8th among NCAA freshmen)
TE	88	Matthew Kawulok	So.	6-2	235	Played in all 12 games last season and made six starts after rash of injuries to TEs
X	4	Darren Mougey	Jr.	6-6	225	Made 3 starts at QB last season; Caught 28 passes for 334 yards and 2 TD this year
R	1	Chaz Schilens (cap.)	Sr.	6-4	225	Missed four games with a stress fracture; Returned vs. UNM; Team captain
RG	77	Mike Schmidt	Jr.	6-2	310	Played 3 gms. on DL in '05 before switching to OL, playing in 11 gms. in '06

* - Indicates player is currently listed as co-number one on the depth chart; cap. - indicates team captain.

> O'Connell Record Watch

Passing Yards, Career

Pl.	Player, Seasons	Yards
1.	Todd Santos, 1984-85-86-87	11,425
2.	Billy Blanton, 1993-94-95-96	8,165
3.	Dan McGwire, 1989-90	7,484
4.	Kevin O'Connell, 2004-05-06-07	6,651
5.	David Lowery, 1989-91-92-93	5,998
6.	Brian Sipe, 1969-70-71	5,707
7.	Dennis Shaw, 1968-69	5,324
8.	Adam Hall, 2001-02-03	5,173
9.	Mark Halda, 1977-78-79-80	4,812
10.	Tim Gutierrez, 1992-93-94	4,740

Completions, Career

Pl.	Player, Seasons	Completions
1.	Todd Santos, 1984-85-86-87	910
2.	Billy Blanton, 1993-94-95-96	588
3.	Kevin O'Connell, 2004-05-06-07	578
4.	Dan McGwire, 1989-90	528
5.	Brian Sipe, 1969-70-71	436
6.	David Lowery, 1989-91-92-93	426
7.	Adam Hall, 2001-02-03	423
8.	Mark Halda, 1977-78-79-80	406
9.	Matt Kofler, 1980-81	361
10.	Tim Gutierrez, 1992-93-94	357

Starts By QB, Career (Div. I era)

Pl.	Player, Seasons	Starts
1.	Todd Santos, 1984-85-86-87	45
2.	Kevin O'Connell, 2004-05-06-07	30
3.	Billy Blanton, 1993-94-95-96	28
4.	David Lowery, 1991-92-93	24
5.	Dan McGwire, 1989-90	23
6.	Brian Sipe, 1969-70-71	22
7.	Lon Sheriff, 1999-00-01-02	21
	Dennis Shaw, #1968-69	21

> THE AZTEC OFFENSE

Healthy For Once

It looks as though the Aztecs have survived the first eight weeks with minimal injuries on offense. That is a stark difference from last season when the Aztecs lost their top three tight ends before they took the field for the first time.

Last season, the Aztecs had 84 missed starts due to injury (an average of 7.0 missed starters per game). Most of those injuries occurred on offense, where the Aztecs had a rash of injuries that were particularly devastating to the quarterback, receiver and tight end positions.

So far in 2007, San Diego State has put an experienced unit on the field. The Aztecs have upperclassmen projected as starters in 10 of 12 offensive positions. The lone exceptions are at center where Trask Iosefa has started every game as a redshirt freshman and at wide receiver where true freshman Vincent Brown has become a starter with the injury to Chaz Schilens.

About the Offense

► San Diego State has shown marked progress from this season to last season. The Aztecs are averaging more points, first downs, total offense, passing offense and a higher third-down conversion rate while averaging fewer turnovers this season.

► San Diego State posted 300 yards of total offense in seven games this season and 299 against New Mexico. SDSU started the season out by putting up at least 300 yards of total offense in its first five games. Only once in the previous 11 seasons had the Aztecs accomplished that. The other season SDSU did it was in 2004, when the Aztecs accomplished it against Idaho State, Michigan, Nevada, UCLA and Wyoming.

► San Diego State threw for over 300 yards in its games against Portland State and Cincinnati. The last time the Aztecs had more than 300 yards in consecutive games was in 2002, when SDSU posted 335 yards vs. Wyoming and 319 vs. UNLV. SDSU is 39th nationally in passing average with 250.5 yards per game.

► The Aztecs have 12 passing touchdowns on the year, two more than they had a season ago.

► SDSU already has 22 offensive plays for more than 25 yards through nine contests this season. A year ago, the Aztecs only had 27 "big plays" (20-plus yards) in 12 games.

► Only 10 teams, including Clemson, Iowa, Michigan State, Connecticut, Georgia, Kansas and Tennessee, have committed less turnovers than SDSU this season. The Aztecs are tied for 11th in the nation with just 12 turnovers to date (one of which was a Hail Mary pass at the end of the first half at Arizona State).

► The Aztecs have lost just five fumbles this season. Only 11 schools in America have fewer fumbles lost than San Diego State.

► Against Arizona State, San Diego State produced more total offense (323 yards), than the Sun Devils first two opponents - San Jose State (115) and Colorado (204) - combined. SDSU set season highs for a Sun Devil oppo-

Return of the OFFENSE

Below is a comparison of SDSU's offensive averages from the 2006 season and 2007 seasons.

	2006	2007
Points	14.2	24.2
First Downs	14.6	17.8
Total Yards	269.5	357.3
Passing Yds.	150.3	245.3
Rushing Yds.	119.2	112.0
Turnovers	2.1	1.3
3rd Down Con.	34.0	38.2

> THE AZTEC OFFENSE


ment in rushing offense, passing offense, first downs and third-down conversions.

More on Turnovers

► A point of emphasis since Chuck Long took over the program, the Aztecs had gone eight consecutive games (dating back to last season) without a turnover disadvantage until Nov. 3 against Wyoming when they suffered a minus-1 turnover margin. In its next game, SDSU and UNLV each committed one turnover. The Aztecs have been even or better in turnover margin in 13 of the last 16 games. On Sept. 22, SDSU enjoyed a plus-4 turnover margin against Portland State. San Diego State is 22-1 since the beginning of the 1976 season in games in which it had a +4 turnover margin or better. The lone loss under that circumstance came on Dec. 7, 2002, a 41-40 defeat at Hawai'i.

For the season, San Diego State ranks 32rd nationally in turnover margin at +0.56. Cincinnati, which finished minus-1 against the Aztecs, is third nationally in the category at +1.60 per game.

O'Connell Set to Run The Offense



Kevin O'Connell
Senior • QB

One of the most experienced quarterbacks in school history, Kevin O'Connell returns for his senior year at San Diego State.

A native of Carlsbad, Calif., O'Connell is returning 100-percent healthy for the first time since the 2006 opener. Last year, O'Connell broke the thumb on his throwing hand in the third quarter of the season-opening game against UTEP. Although he returned to play in six more games (seven total) and start the final three games of the season, he was never 100 percent healthy.

Because of the injury, O'Connell stayed off the preseason publication radar, but with a host of new weapons this season and experience surrounding him, he is considered one of the top signal callers in the Mountain West Conference.

O'Connell won a quarterback battle last spring and was named the starter at the end of spring ball. For the first time in his career he entered fall camp as the clear-cut No. 1 quarterback.

A dual threat QB, O'Connell already holds the school record for rushing by a signal-caller, with 1,171 career yards and 15 touchdowns rushing. That to go along with with 6,651 career passing yards, completing 578-of-1,002 attempts (57.7 percent).

Below is a look at some O'Connell numbers:

- The last full season O'Connell played (as a sophomore in 2005), he was 34th nationally in passing efficiency. This season he is currently rated 66th in passing efficiency and 35th in total offense.
- O'Connell is one of just nine players in school history to own a pair of 400-yard passing games.
- Needs one passing touchdown to tie Dan McGwire (1965-66) for 6th place on the school's all-time chart.
- O'Connell scored his 15th career rushing touchdown and seventh of the year against Wyoming on Nov. 3. O'Connell now owns the school career record for most rushing scores by a quarterback, which he previously shared with Matt Kofler, who had 14 from 1980-81. In addition, O'Connell tied Kofler's season record of seven rushing TDs, which Kofler posted in both 1980 and 1981. Six of seven rushing TDs by O'Connell have come in MWC play.
- In two home games versus Portland State and Cincinnati, O'Connell was 39-for-58 for 696 yards and six touchdowns. His passing efficiency over those two games was a remarkable 202.18. In addition, O'Connell has yet to throw an interception at home this season.
- O'Connell had a string of 111 consecutive passes without an interception broken at Utah with a second quarter INT. The senior had gone nearly 16 consecutive quarters without an interception dating back to a Hail Mary pass on the final play of the second quarter in the game at Arizona State on Sept. 15.

O'Connell Posts Big Game on the Ground Versus Colorado State

O'Connell rushed for three touchdowns against the Rams on Oct. 6, becoming the first signal caller to rush for three touchdowns in a game since Brian Russell tallied three on the ground against San Jose State on Nov. 14, 1998. O'Connell also became the first Aztec in any position to rush for three scores since Larry Ned accomplished the same feat against Eastern Illinois on Oct. 6, 2001. O'Connell ranks first on the SDSU career charts with 15 rushing scores.

O'Connell rushed 16 times, his most carries since the 17 attempts he had versus TCU on Oct. 29, 2005, for a net of 41 yards. Take away the yards lost after being sacked seven times and O'Connell would have had 96 yards on the ground.

A Day to Remember Against Portland State

San Diego State's dominant performance on Sept. 22 meant a lot of looking into the SDSU record book. Below is a look at a few of the impressive team numbers in the Aztecs' 52-17 victory over Portland State. Next to the number, is the last time San Diego State reached the impressive number, led by the widest margin of victory in more than a decade.

► Rushing Record Book

Rushing Yards, Career

Pl. Player, Seasons	Yards
1. Marshall Faulk, 1991-92-93	4,589
2. Larry Ned, 1998-99-00-01	3,562
3. Jonas Lewis, 1996-97-98-99	2,843
4. George Jones, 1995-96	2,810
5. Norm Nygaard, 1952-53-54	2,619
6. Wayne Pittman, 1991-92-93-94	2,389
7. Chris Hardy, 1983-84-85-86	2,341
8. David Turner, 1976-77	2,234
9. Paul Hewitt, 1987-88	2,056
10. Lynell Hamilton, 2003-05-06-07	2,052

nr. Brandon Bornes, 2004-05-06-07 1,538

nr. Kevin O'Connell, 2004-05-06-07 1,171

nr. Atiyah Henderson, 2006-07 909

Kevin O'Connell SDSU RANKINGS

Career	No.	Rk.
QB Rushing	1,171	1st
QB Rush TDs	15	1st
QB Starts	30	2nd
Attempts	1,002	2nd
Completions	578	3rd
Passing Yds.	6,651	4th
Passing TDs	42	7th

Rushing Attempts, Career

Pl. Player, Seasons	Att.
1. Marshall Faulk, 1991-92-93	766
2. Larry Ned, 1998-99-00-01	765
3. Jonas Lewis, 1996-97-98-99	589
4. Wayne Pittman, 1991-92-93-94	551
5. George Jones, 1995-96	486
6. Lynell Hamilton, 2003-05-06-07	480
7. Paul Hewitt, 1987-88	473
8. Chris Hardy, 1983-84-85-86	447
9. David Turner, 1976-77	433
10. Norm Nygaard, 1952-53-54	407

Rushing Touchdowns, Career

Pl. Player, Seasons	TD
1. Marshall Faulk, 1991-92-93	57
2. George Jones, 1995-96	34
3. Paul Hewitt, 1987-88	28
4. Chris Hardy, 1983-84-85-86	22
5. Larry Ned, 1998-99-00-01	21
Casey Brown, 1982-83-84-85	21
7. David Turner, 1976-77	19
8. Monty Reedy, 1974-75	18
9. Wayne Pittman, 1991-92-93-94	17
Curtis Butts, 1989-90-91	17

nr. Kevin O'Connell, 2004-05-06-07 15

nr. Lynell Hamilton, 2003-05-06-07 14

nr. Brandon Bornes, 2004-05-06-07 13

100-Yard Rushing Games By Current San Diego State Players

Player, Seasons	No.
Lynell Hamilton, 2003-05-06-07	8
Atiyah Henderson, 2006-07	2
Brandon Bornes, 2004-05-06-07	2
Kevin O'Connell, 2004-05-06-07	1

► Long Era Bests, Offense

Total Points
52, vs. Portland State (Sept. 22, 2007)
Most Yards
596, vs. Portland State (Sept. 22, 2007)
Rushing Yards
204, vs. Utah (Sept. 23, 2006)
Passing Yards
474, vs. Portland State (Sept. 22, 2007)
First Downs
27, vs. Portland State (Sept. 22, 2007)
Rushing Touchdowns
3, at Colorado State (Oct. 6, 2007)
3, vs. UTEP (Aug. 31, 2006)
Passing Touchdowns
5, vs. Portland State (Sept. 22, 2007)
Most Points, Quarter
21, vs. Portland State, 2nd (Sept. 22, 2007)

► Receiving Highs

Vincent Brown Rec. Yards		
Pl.	Opponent, Date	Rec. Yards
1.	Portland State, 9-22-07	71
2.	Colorado State, 10-6-07	61
3.	New Mexico, 10-20-07	58
4.	Wyoming, 11-3-07	52

Lynell Hamilton Rec. Yards		
Pl.	Opponent, Date	Rec. Yards
1.	UTEP, 8-31-06	64
2.	UCLA, 9-3-05	35
3.	Brigham Young, 10-4-03	27

Darren Mougey Rec. Yards		
Pl.	Opponent, Date	Rec. Yards
1.	Cincinnati, 9-29-07	90
2.	Portland State, 9-22-07	86
3.	at Utah, 10-13-08	52
	at Washington State, 9-8-07	52
5.	at Arizona State, 9-15-07	46

Chaz Schilens Rec. Yards		
Pl.	Opponent, Date	Rec. Yards
1.	at Hawai'i, 12-3-05	119
2.	at Colorado State, 11-12-05	85
3.	at Brigham Young, 10-7-06	77
4.	at Washington State, 9-8-07	70
5.	Cal Poly, 10-28-06	69

Brett Swain Rec. Yards		
Pl.	Opponent, Date	Rec. Yards
1.	Portland State, 9-22-07	224
2.	at Colorado State, 10-6-07	111
3.	at New Mexico, 11-25-06	108
4.	Wyoming, 11-3-07	95
5.	at Ohio State, 9-17-05	80

► THE AZTEC OFFENSE

Category	vs. Portland St.	The Last Time...
Margin of Victory:	35	biggest since: 48 vs. Hawai'i (Oct. 11, 1996), SDSU, 56-8
Most Yards Per Play:	8.90	highest since: 8.92 vs. Navy (Sept. 5, 1997), SDSU, 45-31
Passing Efficiency:	230.34	highest since: 230.85 at Kansas (Sept. 25, 1999), SDSU, 41-13
Total Offense:	596	most since: 632 at Hawai'i (Dec. 7, 2002), Hawai'i, 41-40
Most Passing Yards, Both Teams:	919	most since: 944 at Hawai'i (Dec. 7, 2002), Hawai'i, 41-40
Turnover Margin:	+4	highest since: +4 at Air Force (Nov. 13, 2004), SDSU, 37-31
Points:	52	most since: 52 vs. San Jose State (Sept. 24, 2005), SDSU, 52-21
Passing Touchdowns:	5	most since: 5 vs. San Jose State (Sept. 24, 2005), SDSU, 52-21
Rushing Yardage Margin:	+109	highest since: +163 vs. Wyoming (Nov. 19, 2005), SDSU, 34-21
First Downs:	27	most since: 31 at Hawai'i (Dec. 3, 2005), Hawai'i, 49-38

O'Connell and Swain Shine

Senior quarterback Kevin O'Connell and senior wide receiver Brett Swain enjoyed career games on Sept. 22 against Portland State. O'Connell was 19-of-31 for a career-high 443 yards and a career-best five touchdowns. Meanwhile, Swain caught six passes for 224 yards and three touchdowns in the contest.

Below is a look at where those numbers rank for the player, on the SDSU single-game charts and among all players in NCAA Subdivision I play this season.

Kevin O'Connell

Category	Number	O'Connell Rank	SDSU Single-Gm. Rank	NCAA '07 Season
Passing Efficiency	234.55	1	4	23
Passing Yards	443	1	16	21
Touchdowns	5	1	T-5	

Brett Swain

Category	Number	Swain Rank	SDSU Single-Gm. Rank	NCAA '07 Season
Receiving Yards	224	1	T-12	9
Touchdowns	3	1	T-5	

The Stable of Runners

How deep is San Diego State when it comes to running the ball? Well the four players with previous experience carrying the ball - senior Brandon Bornes, senior Lynell Hamilton, sophomore Attiyyah Henderson and senior (quarterback) Kevin O'Connell - have combined to rush for 5,662 yards, 43 touchdowns and 13 100-yard rushing games to their credit.

Although Bornes and Sullivan are currently listed as the starters at tailback, you can expect the Aztecs to have a host of ball carriers.

Below is a quick breakdown on the five running backs (not including O'Connell at quarterback) expected to receive opportunities in the backfield this season.

► **Brandon Bornes:** SDSU's leading rusher two seasons ago, Bornes is difficult to bring down at 6-1, 225 pounds... The senior has 1,530 career yards and 13 touchdowns in 44 games... A scholar-athlete, Bornes has a pair of 100-yard rushing games to his credit... On Oct. 6 against Colorado State, Bornes had his streak of 255 consecutive touches and 322 rushing attempts without losing a fumble snapped when he fumbled late in the third quarter... In his last 33 games, he has fumbled just twice - Oct. 6 and Nov. 19, 2005, against Wyoming when he recovered his own fumble following a pass reception.

► **Tyler Campbell:** Son of Earl Campbell... Played mostly on special teams the past two seasons, but has had some spectacular moments in practice... He had two touchdowns on just 10 rushing attempts... He ran for more than 1,500 yards as a prep senior at Westlake High School in Austin, Texas.

► **Lynell Hamilton:** One in a long line of talented backs to play the position for the Aztecs, Hamilton has earned freshman All-America honors, has been named to the Maxwell Award watch list and is a three-time Doak Walker nominee... As a freshman, he rushed for 1,087 yards in just 10 games before breaking his ankle at UNLV... That started a rash of injuries that have caused him to miss more time... Nonetheless, he remains one of the top running backs in school history, ranking 10th in career yards (2,052)... Hamilton caught a seven-yard touchdown pass from Kevin O'Connell against Cincinnati on Sept. 29, the second of his career... He will continue to get some carries and remains a dangerous back in the passing game, where he has 55 career receptions... An unselfish player, Hamilton will also get on the field on special teams this season.

► **Atiyyah Henderson:** Exploded onto the scene last season as he ranked 74th nationally and eighth among freshmen in rushing yards per game ... A native of Rockledge, Fla., Henderson rushed for 764 yards last season, including consecutive games of 142 yards against Air Force and 140 yards versus Cal Poly... He averaged 4.4 yards per rush... Last season he became the third player in four seasons to lead SDSU in rushing as a freshman... At 5-9, he is difficult to find in the backfield and gives SDSU a different look from the other options... He has 145 yards rushing this season on 31 carries for a 4.7 average.

San Diego State RUSHING LEADER

Season	Cl.	Yds.
00 Ned	Sr.	357
01 Ned	+Sr.	1,549
02 Truvillion	Sr.	392
03 Hamilton	Fr.	1,087
04 Bornes	Fr.	578
05 Hamilton	So.	819
06 Henderson	Fr.	764
07 Bornes	Sr.	339

+ - regained senior year.

> THE AZTEC OFFENSE

► **Brandon Sullivan:** A redshirt freshman who impressed during fall camp... Currently running as co-number one at tailback and has two touchdowns in eight games this season... His two scored are tied with Brandon Bornes for second on the team... Ran for 70 yards and caught six passes for 68 yards in SDSU's 38-30 win at UNLV on Saturday... Ranked as the 47th-best running back in high school by one recruiting service.

The O-Line You Know and Love

The one area with very little change from a year ago is the offensive line. In fact three of the five players who started the first three games this season were in the lineup a year ago in the opener against UTEP. Three of the five players in the current starting rotation on the offensive line have started 29 or more career games and four of them have played in 21 or more games in their career.

The offensive line is comprised of four seniors (Fred Amano, Brandyn Dombrowski, Mike Kravetz and Will Robinson) and redshirt freshman Trask Iosefa.

Although Dombrowski did not travel the first two games, he returned to the lineup to play in the last five contests against Portland State, Cincinnati, Colorado State, New Mexico and Wyoming. He has started the past two games.

	06 Starter	07 Opener	Career GP	Career GS	Consecutive GS
LT	Will Robinson	Will Robinson	41	35	29
LG	Brandyn Dombrowski	Mike Schmidt	23	11	9
C	Pat Justman	Trask Iosefa	9	9	9
RG	Mike Schmidt	Fred Amano	15	7	0
RT	Mike Kravetz	Mike Kravetz	33	31	21

Return of the Tight End

After losing its top three tight ends before lining up for the opener last season, San Diego State looks as though it has recovered from the rash of injuries that hit the position a year ago. This despite the fact Eric Miclot has yet to return to action and Lance Louis has moved to the offensive line.

The current players in the mix at the position are senior Steve Schmidt and sophomore Matthew Kawulok. In addition, sophomore Waika Spencer and true freshman Alston Umuolo give the Aztecs options throughout the year.

A year ago, the tight end position produced 10 catches for 107 yards and one touchdown. Those numbers have changed dramatically this season as the tight ends have combined for 23 receptions for 237 yards and two scores Schmidt caught seven balls for 58 yards at Washington State and Schmidt, Umuolo and Kawulok combined to catch three passes for 16 yards against Arizona State. Against Portland State, the tight end position was responsible for two catches for 29 yards. Against Cincinnati, Alston Umuolo caught two balls for 47 yards, including a 43-yard touchdown reception in the fourth quarter. On Oct. 6 against Colorado State, the tight ends combined for three receptions and 30 yards and followed it with a two-catch, 23-yard performance vs. New Mexico. Schmidt had three grabs for 13 yards in each of his last two contests.

QB at WR

Junior Darren Mougey, who started three games at quarterback last season and has 10 career games at the position in his two years at San Diego State, has been moved to wide receiver. He has made a smooth transition to the wideout position, as he was listed as a starter at the X receiver before suffering a foot injury forcing him to miss the New Mexico game.

Coaches tinkered with the move during the 2006 fall camp, but that plan was quickly put on hold when starting quarterback Kevin O'Connell went out of the first game with a broken thumb. That put Mougey, at that point the backup quarterback, back to his natural position.

With a healthy O'Connell returning, coaches committed Mougey to the receiver position last spring and it continued into fall camp.

In the opener against Washington State, Mougey received the starting nod, caught four passes for 52 yards and accounted for the Aztecs' only receiving touchdown of the game. The catches were the first since his junior year in high school. With the touchdown reception, Mougey became the second player in the school's Division I era to pass, catch and rush for a touchdown in their career. The only other Aztec to do so was Paul Hewitt (1987-88), who had 28 rushing touchdowns, one passing TD and six receiving scores.

In the desert against Arizona State, Mougey caught five passes for 46 yards. He added five catches for 86 yards and a touchdown against Portland State. Against Cincinnati, Mougey set career highs with eight receptions and 90 yards.

For the season, Mougey is second on the team with 28 catches, 334 yards and two touchdowns.

Other Position Changes

Although Mougey has gotten the most attention for his move, junior Lance Louis has moved from tight end to the offensive line, where he is currently listed as second team at right guard. The staff has been pleased with the progress he has made and they hope to be able to utilize him as a backup at the position.

In addition, the right guard spot has another recent position change in Fred Amano. Amano played in six games at defensive tackle in 2006. He made nine stops, but missed five games due to a knee injury. Amano switched sides of the ball this past summer and has six starts to his credit on the on the O-Line.

Two at 1K

Senior Brett Swain surpassed 1,000 yards receiving against Arizona State, catching six passes for 66 yards against the Sun Devils. After his performance against Portland State (six catches for 224 yards and three touchdowns) he is working toward 2,000 yards. He now has 112 receptions for 1,621 yards.

Senior Chaz Schilens passed the mark against New Mexico and is moving up the charts as well. With his four-catch, 40-yard performance against Wyoming on Nov. 3 and two receptions and a touchdown against UNLV on Saturday, Schilens has 1,108 career receiving yards on 81 career receptions.

► Aztecs In The NFL

The following former San Diego State players were on NFL rosters as of November 6.

Will Demps, Texans
 Heath Farwell, Vikings
 Kabeer Gbaja-Biamila, Packers
 La'Roi Glover, Rams
 Freddy Keiaho, Colts
 Mike Kracalik, Ravens
 Matt McCoy, Saints
 Kirk Morrison, Raiders
 Kassim Osgood, Chargers
 Chester Pitts, Texans
 Brian Russell, Seahawks
 Ephraim Salaam, Texans
 Jeff Shoate, Broncos
 Kyle Turley, Chiefs
 Jeff Webb, Chiefs

> THE AZTEC OFFENSE

Eight is Great, Nine is Better

Fifteen different Aztecs have caught at least one pass this season, including eight versus Washington State and Portland State and nine against Arizona State and Cincinnati. The nine different receivers versus Arizona State and Cincinnati are the team's most since 2005 vs. Air Force when the team had 10.

Putting the Performance at Arizona State in Prospective

San Diego State's offensive output against Arizona State may not have been eye-popping, but when compared against the Sun Devils first two opponents, the Aztecs graded out quite well on the curve. The Aztecs posted season-highs for ASU opponents in first downs, third-down conversions, total offense, passing offense and rushing offense.

Below is a look at SDSU's offensive numbers with those of San Jose State and Colorado.

	<u>Total Off.</u>	<u>Rush Off.</u>	<u>Passing Off.</u>	<u>First Downs</u>	<u>3rd Down Pct.</u>
San Jose State	115	40	75	7	29
Colorado	204	32	172	15	22
San Diego State	323	143	180	17	33

San Diego State amassed 323 yards of total offense against the Devils, easily the most ASU had allowed this season (previous high was 204 against Colorado). SDSU's total offense total is the most allowed by the Sun Devils in Tempe, since 12th-ranked Oregon had 574 yards of total offense last season.

Since the game against the Ducks, ASU had allowed the following total offense totals in home games: Stanford (145), Washington State (192), UCLA (274), San Jose State (115) and Colorado (204). Prior to the game vs. the Aztecs, the last five visitors to play in Sun Devil Stadium had averaged 186 yards of total offense.

STATE

> DEFENSE

Numbers (Rk.) PPG: 29.44 (75)

Yards: 452.89 (105)

Rush: 182.44 (85)

Pass: 270.44 (106)

Projected Starting Lineup

Pos.	No.	Name	Cl.	Ht.	Wt.	Note
DE	56	Jonathan Soto	So.	6-3	265	Started four times this season; Tied for team lead with three sacks
DT	91	Ornan Nwansi	Sr.	6-2	305	17 career starts; Started this season against PSU, UNM, Wyoming and UNLV
DE	94	Nick Osborn (cap.)	Sr.	6-4	260	Has a tackle in 35 straight games; 33 straight starts; 157 career tackles
R	90	B.J. Williams	Fr.	6-3	230	Redshirt freshman who started all but one game this season
WLB	32	Andrew Preston	Fr.	6-1	220	55 tackles, including five for loss; Earned scout team award in '06 as a redshirt
MLB	35	Luke Laolagi	So.	6-1	230	Had career-high 13 tackles vs. UNM; 19 career games and 77 career tackles
SLB	46	Russell Allen (cap.)	Jr.	6-3	235	Lone junior among 6 captains; SDSU record 22 stops at Utah; 239 career stops
CB	43	Aaron Moore	So.	6-0	190	12 career starts and 19 career games; 68 career tackles, including 47 solos
FS	40	Corey Boudreaux	Sr.	6-1	220	Played in only 2 games in '06, started first 9 this year; 13 tackles at Utah
SS	20	Ray Bass (cap.)	Sr.	6-0	195	Big-play threat; Logged team-high 8 solo tackles and 9 overall tackles at WSU
CB	6	Vonnie Holmes	Jr.	6-0	170	Tied for 28th nationally with 0.44 interceptions per game

Key Defensive Reserves

Pos.	No.	Name	Cl.	Ht.	Wt.	Note
DT	96	Peter Nelson	So.	6-5	285	Won 3 golf tournaments as a junior golfer in Seattle; Started at WSU, ASU
DE	92	Siaosi Fifita	Jr.	6-4	250	Started the first six games for San Diego State; 17 tackles on the season, including six for loss
FS	5	T.J. McKay	Jr.	6-1	205	OUT; 2 career interceptions, 1 forced fumble and 2 fumble recoveries
DE	41	Tony DeMartinis	So.	6-5	255	Played in 19 career games; Brother, Sam, plays FB at California
CB	12	Scotty James	Sr.	5-10	185	Four starts this season; 12 tackles this season and 2 PBUs
WLB	36	Brett Martin	Sr.	6-0	220	11 career starts and 31 career games; 78 stops, including 3 tackles for loss

* - Indicates player is currently listed as co-number one on the depth chart; c - indicates captain.

> THE AZTEC DEFENSE

New Faces

With so many new faces on defense, San Diego State fans probably need a roster to identify all of its players. The Aztecs lost seven starters from the 2006 squad, including four starters in the secondary.

The result is a young group, as few as four seniors could start on defense Saturday, which will utilize a revamped 3-4 look to try and take advantage of the strength at linebacker and shift pressure points on the defensive line.

The linebacking corps of Russell Allen, Brett Martin and Luke Laolagi bring a wealth of experience to the unit. The secondary is completely revamped. The D-line is captained by senior Nick Osborn, while Jonathan Soto and Ornan Nwansi will see plenty of playing time.

Entering game week, seven freshmen and four sophomores appeared on the Aztec defensive two deep. Of that group, two sophomores and two freshmen are slated to start.

About the Defense

▶ The San Diego State defense continues to make progress. The Aztecs have allowed 117 points over the last five games (23.4). That is considerably better than the 37.0 points per game allowed during the first four games.

▶ The Aztec defense has allowed just three first half touchdowns over the last five games and three over its last five Mountain West Conference contests. SDSU has given up 40 first half points in the five MWC games this season and pitched a shutout in the first half of the 2006 MWC finale and twice this season.

▶ The Aztecs have recorded 12 interceptions in their last seven games. SDSU has at least one pickoff in 10 straight games dating back to last season. This season SDSU has 14 interceptions, five more than the Aztecs had all of last season. SDSU is tied for 27th nationally with 14 interceptions.

▶ San Diego State recorded a season-high 15 tackles for loss vs. Wyoming (Nov. 3). The team's previous high in that category this season was 6.0 against Portland State and New Mexico. The Aztecs also held the Cowboys, who entered the night averaging 165.2 yards on the ground, to just 91 net yards of rushing.

▶ On Sept. 22, SDSU allowed just 13 yards rushing on 18 carries against Portland State. That was the fewest yards allowed on the ground by an Aztec team since holding Kansas to 0 yards rushing on Sept. 25, 1999.

▶ The Aztecs intercepted three passes vs. Portland State, the most since picking off four passes against UTEP on Aug. 31, 2006, and also pulled the trick against No. 24 Cincinnati (Sept. 29).

▶ Although SDSU allowed some yardage against Portland State (458 total), the Aztecs did hold the Vikings to just 17 points and held them to three points on their final nine possessions of the game. Against Cincinnati it was the same story as the Aztecs yielded 547 yards, but held the Bearcats to 10 points on their final six possessions and recorded two interceptions.

▶ San Diego State has gone 15 out of the last 18 games without yielding a touchdown on a game-opening drive, and has allowed 24 total points on the opponents' initial drive in the last 15 games.

▶ In 2006, opponents started drives in plus territory (inside SDSU territory) 28 times, but came away with points just 14 times. So far this season, an opponent has started its drive in Aztec territory only seven times.

> Tackle Highs

Russell Allen Most Tackles

Pl.	Opponent, Date	Tackles
1.	at Utah, 10-13-07	22
2.	Cincinnati, 9-29-07	15
3.	Air Force, 10-21-06	14
4.	Cal Poly, 10-28-06	10
	Brigham Young, 10-1-05	10

Nick Osborn Most Tackles

Pl.	Opponent, Date	Tackles
1.	at Utah, 10-15-05	10
2.	Cincinnati, 9-29-07	8
	at Air Force, 9-10-05	8
4.	Cal Poly, 10-28-06	7
	at UNLV, 10-8-05	7

> Interceptions

Current SDSU Players with an Interception

Pl.	Player, Years	INT
1.	Vonnie Holmes, 2007	4
	Aaron Moore, 2007	4
3.	Russell Allen, 2005-06-07	3
	Martrell Fantroy, 2007	3
5.	Ray Bass, 2006-07	2
	T.J. McKay, 2005-06-07	2
7.	Corey Boudreaux, 2006-07	1
	Marc Hull, 2004-05-06-07	1
	Mekell Wesley, 2006-07	1

> Sacks

Current SDSU Players with a Sack

Pl.	Player, Years	Sk.
1.	Nick Osborn, 2004-05-06-07	6.0
2.	Siaosi Fifita, 2005-06-07	3.0
	Jonathan Soto, 2005-07	3.0
4.	Russell Allen, 2005-06-07	1.5
	Luke Laolagi, 2006-07	1.5
	B.J. Williams, 2007	1.5
7.	Andrew Preston, 2007	1.0

► Long Era Bests, Defense

Total Points

6, vs. Colorado State (Dec. 2, 2006)

Fewest Yards

243, vs. UTEP (Aug. 31, 2006)

Rushing Yards

13, vs. Portland State (Sept. 22, 2007)

Passing Yards

47, vs. Air Force (Oct. 21, 2006)

First Downs

12, vs. UTEP (Aug. 31, 2006)

► Long Era Defensive/Special Teams Touchdowns

UNLV (Defense)

Nov. 10, 2007

Martrell Fantroy 55-yard interception return

UNLV (Special Teams)

Nov. 10, 2007

Mekell Wesley 89-yard kickoff return

Cincinnati (Defense)

Sept. 29, 2007

Vonnie Holmes 35-yard interception return

UNLV (Defense)

Nov. 11, 2006

Ray Bass 49-yard interception return

Air Force (Special Teams)

Oct. 21, 2006

Marc Hull 2-yard fumble return off a kickoff

Wyoming (Special Teams)

Nov. 4, 2006

T.J. McKay 23-yard fumble return off a fumbled punt.

> THE AZTEC DEFENSE

Linebacker U.



Russell Allen
Junior • LB

Junior linebacker Russell Allen resides over the linebacking corps this season, a group that has included some impressive names of late.

This decade, Matt McCoy, Kirk Morrison and Freddy Keiaho have all been drafted. Joe Martin, who led the 2006 Aztecs in tackles, signed a free agent contract with Baltimore and took part in camp this fall.

Allen takes over the leadership reigns at linebacker, after an impressive sophomore season. He made 88 tackles last season, second on the team, including six behind the line of scrimmage. A native of Oceanside, Calif., Allen has five career double-digit tackle games, including consecutive 10-plus tackle games against Air Force (14 stops) and Cal Poly (10 tackles, all solo) in 2006.

Below is a look at some Allen numbers:

- Has four or more tackles in 26 consecutive games.
- Started 21 consecutive games and has 28 career starts.
- One of six players to be named team captain during fall camp. He is the only non-senior to earn the distinction.

Allen's Big Day

Allen earned Mountain West Conference Co-Defensive Player of the Week honors following his school-record 22-tackle performance against Utah on Oct. 13.

Allen broke a 36-year old school record with 22 tackles, including 10 solo stops, in the loss at Utah. Allen's 22 tackles are one shy of the MWC record and are tied for the second most tackles by a Bowl Subdivision player this season. In addition, the 22 tackles tied the Rice-Eccles stadium record held by Brian Urlacher (New Mexico, 1999).

Allen recorded his first career sack and had 1.5 tackles for loss in the game. Eleven of his stops resulted in gains of four yards or less and 14 of his 22 tackles resulted in the Utes being held short of the first down marker.

On the season, Allen is third in the Mountain West Conference, averaging 10.0 tackles per contest.

Get to Know the Secondary

One of the biggest question marks this season for the Aztecs is in the secondary where SDSU lost all four starters. Three of those four starters had been regulars in the lineup in both 2005 and 2006, as the quartet ended their careers with a combined 162 games played.

Despite the loss of experience, several of this year's players received some field time last season. At the top is senior captain Ray Bass, who played in all 12 contests and started six times. Bass had 39 tackles from his safety position, including four for a loss and added a pair of interceptions in 2006. He returned one of those for a touchdown to earn conference defensive player-of-the-week honors. Bass has 61 stops in eight games this season.

Besides Bass, the Aztecs actually have three others with previous starting experience in the secondary. Junior safety T.J. McKay has four career starts and appeared in 28 career contests. A year ago, then redshirt freshman Aaron Moore started three times at cornerback, logging 20 tackles overall. Senior Scotty James, who joined the team in 2006, also was in the starting lineup last season at New Mexico.

San Diego State had a similar lack of experience in the secondary entering the 2005 campaign, when the four positions combined for 18 starts prior to the opener.

The group may be coming of age. The Aztec defense combined to intercept three passes and added six tackles for loss vs. Portland State (Sept. 22) and added three more picks, four pass breakups and two tackles for loss vs. Cincinnati (Sept. 29). The secondary now has an interception in 10 consecutive games.

Vonnie Gets a Pick

Junior transfer cornerback Vonnie Holmes had his career-opening streak of games with an interception come to an end on Oct. 6, against Colorado State. Holmes had recorded a pick in the first four games of the season, which were also the first four outings of his Aztec career. Nonetheless, he is still tied for 28th nationally in interceptions per game at 0.44. With his interception vs. Portland State, Holmes became just the third player in school history to open up a season with a pick in the first three games of the season. He joined Eric Lewis (1995) and Clancy Oliver (1968) as the only other Aztec to accomplish the trick (records date back to 1968).

After his fourth pick against Cincinnati, Holmes matched Lewis' school record streak of an interception in the first four games of the season, which Lewis accomplished during the 1995 campaign.

San Diego State LINEBACKERS

Yr. Name	Team
05 Heath Farwell	MIN
Matt McCoy	PHI
Kirk Morrison	OAK
06 Freddy Keiaho	IND
07 Joe Martin	+BAL
+ - signed as free agent.	

STATE

> SPECIALISTS

Projected Lineup

Pos.	No.	Name	Cl.	Ht.	Wt.	Note
P	17	Michael Hughes	Sr.	6-1	195	Averaging 43.4 yards per punt with a long of 75 this season
PK	14	Garrett Palmer	Sr.	6-3	190	Made a 48-yarder and tied his career-long with a 50-yarder at Arizona State
LS	52	Tyler Schmitt	Sr.	6-2	230	Long has called him the best long snapper he has ever been around - at any level
H	2	Kelsey Sokoloski	Fr.	6-2	195	Backup QB serves as the holder for Palmer
RET	80	Vincent Brown	Fr.	6-0	175	Averaging 21.9 yards in 25 kickoff returns this season
	6	Mekell Wesley	So.	5-10	175	Averaging 26.6 yards in 12 kickoff returns this season, including a TD vs. UNLV

> THE AZTEC SPECIAL TEAMS

Putting the Special in Special Teams

In recent seasons, San Diego State has struggled in at least one area of special teams. That era may be coming to an end as for the first time in recent memory, as the Aztecs appear to possess a game-changing weapon in all of the major areas.

Senior punter Michael Hughes, a 2006 and 2007 Ray Guy Award nominee, is coming off a spectacular fall camp. The senior suffered an injury to his kicking foot prior to last season that bothered him throughout the campaign. Nonetheless, Hughes still averaged 41.1 yards per boot, including nine kicks of 50 yards or more. This season, he is averaging 43.4 yards per punt with a long of 75 yards. In the game against New Mexico, Hughes had a streak of 195 punt attempts without a block snapped when a Lobo defender got his hand on the ball.

Senior place-kicker Garrett Palmer capped a productive fall camp by making 10-of-11 field goal attempts in the annual Family Day scrimmage. Palmer booted a 50-yarder at Qualcomm Stadium and received the biggest ovation of the day. Palmer has connected on 79 of 81 extra-point attempts. He also owns 13 field goals from 40 yards or more and seven makes from at least 48 yards out. He went 2-for-2 against Arizona State with makes from 48 and 50 yards, added a 36-yard attempt against Portland State and was successful from 33 yards out vs. Cincinnati and Colorado State.

The biggest difference in special teams this season is in the return game, where the Aztecs feel like they have one of the country's most explosive return man in freshman Vincent Brown. Brown has given SDSU speed in the kickoff return game, while Brett Swain has been consistent on punt returns. After eight games, Brown has 547 kick return yards to his credit. He is averaging 21.9 yards per return and already has a 49-yard return to his credit. Sophomore Mekell Wesley has also contributed averaging 26.6 yards per return, including a 89-yard touchdown return at UNLV.

Ray Guy Nominee Again

Senior San Diego State punter Michael Hughes has been named to the 2007 Ray Guy Award Watch List, the Greater August Sports Council announced. The Moreno Valley, Calif., native and Canyon Springs High graduate also was on the 2006 Ray Guy Watch List.

The award is determined by a national selection committee made up of sports writers, college football coaches, sports information directors, past Ray Guy Award winners and designated members of the Greater Augusta Sports Council. Some of the criteria used to select the Ray Guy winner include net yardage punted, number of times a punt is downed or kicked out of bounds inside the opponents' 20-yard line and percentage of punts not returned.

The Ray Guy Award Watch List will be narrowed to 10 semifinalists in early November and three finalists by the end of the month. The award will be presented live on ESPN on Dec. 6 during the Home Depot College Football Awards Show.

Michael Hughes Named MWC Co-Player of the Week

Along with fellow teammate sophomore linebacker Luke Laolagi (defensive), San Diego State senior punter Michael Hughes (special teams) was named Mountain West Conference Football Co-Players of the Week for their performances in the team's 27-24 win over Wyoming on Nov. 3.

Hughes averaged 48.1 yards on 10 punts against Wyoming, including three kicks of 50 yards or more. His final punt of the night was a season-best 75-yarder to pin the Cowboys deep in their own territory, leading to a three-and-out series that preceded SDSU's game-winning drive. Hughes' 75-yarder ranks fifth-longest in school history, making him the first Aztec punter with two kicks of 75 or more yards in his career.

The three-year letterwinner's 10 punts tie for seventh in the school's single-game record book, while his 481 yards are fourth-best in school and fifth-best in league history. Hughes raised his season punting average from 41.8 to 43.2 and is now at 43.4, which currently ranks 19th nationally.

It was Hughes' first career weekly honor.

> Special Team Record Book

Individual Points, Career

Pl.	Player, Seasons	Points
1.	Marshall Faulk, 1991-92-93	376
2.	Andy Trakas, 1989-90-91-92	338
3.	Peter Holt, 1993-94-95-96	302
4.	Nate Tandberg, 1997-98-99-00	239
5.	Garrett Palmer, 2004-05-06-07	237
6.	Larry Ned, 1998-99-00-01	216
7.	George Jones, 1995-96	206
8.	Paul Hewitt, 1987-88	204
9.	Art Preston, 1949-50-51	192
10.	Gary Garrison, 1964-65	174
	Kern Carson, 1961-62-63	174

Individual PATs, Career

Pl.	Player, Seasons	PAT
1.	Andy Trakas, 1989-90-91-92	170
2.	Peter Holt, 1993-94-95-96	158
3.	Garrett Palmer, 2004-05-06-07	108
4.	Al Limahelu, 1969-70	103
5.	Nate Tandberg, 1997-98-99-00	101
6.	Benny Ricardo, 1973-74	71

Individual Field Goals, Career

Pl.	Player, Seasons	FGs
1.	Andy Trakas, 1989-90-91-92	56
2.	Peter Holt, 1993-94-95-96	48
3.	Nate Tandberg, 1997-98-99-00	46
4.	Garrett Palmer, 2004-05-06-07	43
5.	Chris O'Brien, 1984-85	28

Individual Punt Attempts, Career

Pl.	Player, Seasons	Number
1.	Wayne Ross, 1984-85-86-87	248
2.	Michael Hughes, 2004-05-06-07	215
3.	Brian Simjanovski, 1999-00-01-02	178
4.	Tim Thorn, 1972-73-74	140

Individual Punt Yards, Career

Pl.	Player, Seasons	Yards
1.	Wayne Ross, 1984-85-86-87	10,402
2.	Michael Hughes, 2004-05-06-07	9,077
3.	Brian Simjanovski, 1999-00-01-02	7,627
4.	Mike Jezulin, 1980-81	5,794

> THE AZTEC COACHING STAFF



Chuck Long

FIELD

Head Coach, 2nd Year (Iowa '85)

► Prior to coming to SDSU, he was the offensive coordinator at Oklahoma for four years and was a member of the Sooner staff for six seasons.

► Coached on the staffs of Hayden Fry, Kirk Ferentz and Bob Stoops. His position coach in college was Bill Snyder.

► As a player, he participated in an NCAA record five bowl games and was the 1985 Heisman Trophy runner-up.



Bob Elliott

FIELD

Def. Coordinator, 2nd Year (Iowa '76)

► Also serves as assistant head coach.

► Prior to SDSU, Elliott served as the defensive coordinator for four seasons at K-State, helping the Wildcats to a 31-19 record.

► A Rhodes Scholar candidate and a two-time Academic All-American.

► Helped Chuck Long get his first coaching job at Iowa by helping him teach technique for secondary players.



Del Miller

BOX

Off. Coordinator, 2nd Year (Central '72)

► Prior to coming to SDSU, he was the offensive coordinator at Kansas State the previous three seasons.

► Helped lead the Wildcats to the 2003 Big 12 Championship and a spot in the Fiesta Bowl.

► He has coached in 14 bowl games, including two Rose Bowls, Fiesta Bowl, Gator Bowl and four Holiday Bowls.

► Was the first coached hired by Bill Snyder at Kansas State.

► Miller was the recruiting coordinator at Iowa while Long was at UI.



Chris Ash

BOX

Defensive Backs, 1st Year (Drake '96)

► Prior to coming to SDSU, he spent the last seven seasons at Iowa State, including the last five as defensive back coach.

► Helped take the Cyclones to five bowl games in a six-year stretch.

► In 2005, Iowa State ranked seventh nationally with 35 turnovers and led the Big 12 Conference with 22 interceptions.

► In 2004, Iowa State defense was second in the league with 17 picks.



Jonathan Himebauch

FIELD

Offensive Line, 2nd Year (USC '98)

► Prior to SDSU, he was the varsity head coach at Harvard-Westlake High School in North Hollywood, Calif.

► Coached the offensive line at UNLV in 2004 after serving as the offensive line coach for the Calgary Stampede of the Canadian Football League.

► Played his collegiate ball at USC, where he started 23 games on the offensive line and served as team co-captain as a senior.



Joe Bob Clements

FIELD

Defensive Line, 2nd Year (K-State '99)

► Spent 12 seasons at Kansas State, including seven as a member of the Wildcat coaching staff.

► In 2003, Kansas State led the nation in sacks and was ranked sixth in total defense.

► Coached in five bowl games and was part of teams that participated in five bowl games.

► A former walk-on, Clements earned Big 12 honorable mention honors as a senior in 1998.



Larry Holton

FIELD

Running Backs, 2nd Year (Iowa State '70)

► Has more than 30 years of collegiate coaching experience.

► Prior to coming to SDSU, he was an assistant head coach and offensive coordinator at Delaware State

► Has also coached at Eastern Michigan (TEs), Western Illinois (RBs/STs), Iowa (RBs/STs), West Virginia (RBs), Northwestern (RBs/WRs), Illinois (OLBs/RBs), Oklahoma State (Sec), Pittsburgh (Sec/LBs), Florida State (DBs) and Iowa State (student asst.).



William Inge

BOX

Linebackers, 2nd Year (Iowa '96)

► Prior to SDSU, he was the defensive line coach at Colorado, where he helped the Buffaloes advance to the Big 12 championship game in 2005.

► In 2005, Colorado led the Big 12 in rushing defense, allowing 82.1 yards per game in conference contests.

► Coached four years at Northern Iowa, including one as the co-defensive coordinator in 2004.

► Earned first-team Big Ten all-academic honors as a senior (1996).



LeCharls McDaniel

FIELD

Wide Receivers, 7th Year (Cal Poly '81)

► In his third stint at SDSU, having coached the wide receivers (2002 and 2006), running backs (2005) and secondary/special teams (1994-96).

► Has also coached at Oregon State (STs/TEs), Cal (STs), Washington Redskins (STs), Phoenix Cardinals (WRs), Cal Poly (Sec/STs), San Diego Chargers (Asst. STs) and Hartnell College (Sec).

► Honorable mention All-American as a senior cornerback in 1980.



Toby Neinas

FIELD

TEs/Special Teams, 2nd Year (Missouri '95)

► Prior to coming to SDSU, he was the inside linebackers coach (2004-05) and defensive line coach (2002-03) at Temple.

► The Owls were ranked 15th nationally in run defense in 2002, behind Big East Conference Defensive Player of the Year, defensive tackle Dan Klecko.

► Spent seven years at UAB (1996-02) as an assistant coach, helping the 2001 Blazers lead the nation in rushing defense.

> AZTEC DEPTH CHART (NOV. 13, 2007)

Offense (Multiple)

LT	76	Will Robinson , 6-6, 280, Sr.-3L, Pomona, Calif.
	74	Mike Matamua, 6-4, 280, Fr.-HS, Kapolei, Hawaii
LG	62	Brandyn Dombrowski , 6-6, 330, Sr.-3L, Henderson, Nev.
	77	Mike Schmidt, 6-2, 310, Jr.-1L, San Diego, Calif.
	67	Ikaika Aken-Moleta, 6-2, 325, So.-SQ, Kapolei, Hawaii
C	50	Trask Iosefa, 6-0, 300, Fr.-RS, Ewa Beach, Hawaii
	60	Tommie Draheim, 6-4, 275, Fr.-HS, Lakeside, Calif. -OR-
	65	Damian Shankle, 6-2, 300, Jr.-TR, Laguna Niguel, Calif.
RG	77	Mike Schmidt, 6-2, 310, Jr.-1L, San Diego, Calif.
	59	Lance Louis, 6-3, 285, Jr.-2L, New Orleans, La.
RT	70	Mike Kravetz , 6-5, 300, Sr.-2L, Las Vegas, Nev.
	68	Jason Alexander, 6-7, 280, Jr.-SQ, San Jose, Calif.
TE	81	Steve Schmidt, 6-5, 250, Sr.-1L, North Vancouver, B.C.
	82	Austin Umuolo, 6-3, 220, Fr.-HS, Phoenix, Ariz.
	86	Waika Spencer, 6-4, 235, So.-1L, Honolulu, Hawaii
R	80	Vincent Brown, 6-0, 175, Fr.-HS, Rancho Cucamonga, Calif.
	1	Chaz Schilens , 6-4, 225, Sr.-3L, Mesa, Ariz.
W	16	Brett Swain , 6-1, 200, Sr.-3L, Carlsbad, Calif.
	83	Jon Toledo, 6-3, 225, So.-1L, Encinitas, Calif. -OR-
	6	Mekell Wesley, 5-10, 175, So.-1L, Chandler, Ariz.
X	18	Roberto Wallace, 6-4, 215, So.-SQ, Oceanside, Calif. -OR-
	4	Darren Mougey, 6-6, 225, Jr.-2L, Scottsdale, Ariz.
	84	Justin Shaw, 6-2, 210, Jr.-SQ, Palmdale, Calif.
FB	22	Lynell Hamilton, 6-0, 235, Sr.-3L, Stockton, Calif.
	23	Tyler Campbell, 6-0, 220, Jr.-1L, Austin, Texas
	29	Brandon Sullivan, 5-11, 220, Fr.-RS, Poway, Calif.
TB	37	Brandon Bornes , 6-1, 225, Sr.-3L, Vista, Calif. -OR-
	29	Brandon Sullivan, 5-11, 220, Fr.-RS, Poway, Calif.
	21	Atiyyah Henderson , 5-9, 175, So.-1L, Rockledge, Fla.
	30	Davon Brown, 5-9, 175, Fr.-RS, Torrance, Calif.
QB	7	Kevin O'Connell, 6-6, 235, Sr.-3L, Carlsbad, Calif.
	2	Kelsey Sokoloski, 6-2, 195, Fr.-RS, Greenwood Village, Colo.
	14	Ryan Lindley, 6-3, 205, Fr.-HS, Alpine, Calif.

Special Teams

P	17	Michael Hughes , 6-1, 195, Sr.-3L, Moreno Valley, Calif.
	14	Garrett Palmer, 6-3, 190, Sr.-3L, Rialto, Calif.
PK	14	Garrett Palmer , 6-3, 190, Sr.-3L, Rialto, Calif.
	17	Michael Hughes, 6-1, 195, Sr.-3L, Moreno Valley, Calif.
RET	6	Mekell Wesley, 5-10, 175, So.-1L, Chandler, Ariz.
	30	Davon Brown, 5-9, 175, Fr.-RS, Torrance, Calif.
	80	Vincent Brown, 6-0, 175, Fr.-HS, Rancho Cucamonga, Calif.
H	2	Kelsey Sokoloski, 6-2, 195, Fr.-RS, Greenwood Village, Colo.
LS	52	Tyler Schmitt , 6-2, 230, Sr.-3L, Peoria, Ariz.

Defense (Multiple)

DE	56	Jonathan Soto, 6-3, 265, So.-1L, West Covina, Calif.
	55	Neil Spencer, 6-2, 260, Fr.-HS, Las Vegas, Nev.
DT	91	Ornan Nwansi , 6-2, 305, Sr.-1L, Richmond, Calif.
	66	Ernie Lawson, 6-3, 300, Fr.-RS, Vallejo, Calif.
	96	Peter Nelson, 6-5, 285, So.-SQ, St. Charles, Ill.
DE	94	Nick Osborn , 6-4, 260, Sr.-3L, Kensington, Calif.
	41	Tony DeMartinis, 6-5, 255, So.-1L, Sun Valley, Calif.
R	90	B.J. Williams, 6-3, 230, Fr.-RS, Aurora, Colo.
	92	Siaosi Fifita, 6-4, 250, Jr.-2L, Van Nuys, Calif.
WLB	32	Andrew Preston, 6-1, 220, Fr.-RS, Centennial, Colo.
	58	Marc Hull, 6-3, 225, Sr.-3L, Carson, Calif. -OR-
	34	Jerry Milling, 5-10, 230, So.-1L, Palmdale, Calif.
MLB	35	Luke Laolagi, 6-1, 230, So.-1L, Reseda, Calif.
	38	Marcus Yarbrough, 6-2, 245, Fr.-RS, San Diego, Calif.
SLB	46	Russell Allen , 6-3, 235, Jr.-2L, Oceanside, Calif.
	51	Zach Clarke, 6-2, 225, Jr.-RS, Mission Viejo, Calif.
	24	Freddy Dunkle, 6-1, 230, Sr., Chula Vista, Calif.
CB	43	Aaron Moore, 6-0, 190, So.-1L, Tampa, Fla.
	44	Romeo Horn, 6-0, 180, Fr.-HS, Fresno, Calif.
FS	40	Corey Boudreaux, 6-1, 220, Sr.-SQ, Orange, Calif.
	11	Martrell Fantroy, 6-1, 215, Fr.-RS, Las Vegas, Nev.
SS	20	Ray Bass , 6-0, 195, Sr.-1L, Corona, Calif.
	2	Travis Crawford, 6-0, 200, Jr.-TR, Chula Vista, Calif.
CB	6	Vonnie Holmes, 6-0, 170, Jr.-TR, Palmdale, Calif.
	12	Scotty James, 5-10, 185, Sr.-1L, Elsinore, Calif.

Bold indicates player started at least six games in 2006.

> SDSU GAME ROSTER

Alphabetical

No.	Name	Pos.
67	Aken-Moleta, Ikaika	OL
68	Alexander, Jason	OL
46	Allen, Russell	LB
54	• Amano, Fred	OL
26	Armstrong, Gerard	DB
5	• Ayala, Simon	WR
51	Barksdale, Demetrius	LB
20	Bass, Ray	DB
63	Bice, Austin	OL
37	• Bornes, Brandon	RB
40	Boudreaux, Corey	DB
30	• Brown, Davon	RB
80	Brown, Vincent	WR
45	Burriss, Miles	LB
27	• Camarda, Vincent	DB
23	Campbell, Tyler	RB
47	• Chohany, Ryan	TE
51	• Clarke, Zach	LB
54	• Cordray, Josh	LB
2	• Crawford, Travis	DB
44	• Cunningham, Josh	RB
99	Curiel, David	DL
33	Davis, Brandon	DB
17	• Deakin, Doug	WR
11	• DeMarco, Thomas	P/K
41	DeMartinis, Tony	DL
62	Dombrowski, Brandy	OL
15	• Dougherty, Bryan	WR
60	Draheim, Tommie	OL
24	• Dunkle, Freddy	LB
29	Edwards, Kwincy	DB
50	• Edwards, Ted	LB
11	• Fantroy, Martrell	DB
73	Farr, Kellen	OL
92	Fifta, Siasoi	DL
59	• Finkel, Bryan	LB
64	Fontenot, Marcus	DL
75	Grassilli, Leo	OL
1	• Gregorio, Andy	DB
79	Gunther, Kurtis	OL
22	Hamilton, Lynell	RB
71	Hathaway, Dan	OL
39	Hemmings, Dey Juan	DB
21	Henderson, Atiyah	RB
6	• Holmes, Vonnice	DB
57	Honaker, Darrell	DL
44	• Horn, Romeo	DB
17	Hughes, Michael	P/K
58	Hull, Marc	LB
97	Ikonne, Eric	LB
50	• Iosefa, Trask	OL
12	James, Scotty	DB
88	Kawulok, Matthew	TE
31	Ketchum, Logan	LB
70	Kravetz, Mike	OL
3	• Kusnir, Zack	QB
35	Laolagi, Luke	LB
66	Lawson, Ernie	DL
30	Lewis, Darryn	DB
14	• Lindley, Ryan	QB
59	• Louis, Lance	OL
85	Love, Terry	WR
36	Martin, Brett	LB
74	Matamua, Mike	OL
5	• McKay, T.J.	DB
87	Miclot, Eric	TE
34	Milling, Jerry	LB
10	Montgomery, Marcus	WR
43	Moore, Aaron	DB
53	• Morris, Shane	LB
48	Moses, Eron	DE
4	Mougey, Darren	WR/QB

Numerical

No.	Name	Pos.	Ht.	Wt.	Yr.	Exp.	Hometown (High School/College)
1	Andy Gregorio	DB	5-9	195	Fr.	RS	Rolling Hills, Calif. (Palos Verdes High)
1	Chaz Schilens	WR	6-4	225	Sr.	3L	Mesa, Ariz. (Gilbert Highland High)
2	Travis Crawford	DB	6-0	200	Jr.	TR	Chula Vista, Calif. (Chula Vista High/Southwestern College)
2	Kelsey Sokoloski	QB	6-2	195	Fr.	RS	Greenwood Village, Colo. (Cherry Creek High)
3	Zack Kusnir	QB	6-6	215	Fr.	HS	San Diego, Calif. (Whitfield High)
3	Aubrey Smith	DB	6-2	190	Fr.	HS	Mission Hills, Calif. (Chaminade Prep)
4	Darren Mougey	WR/QB	6-6	225	Jr.	2L	Scottsdale, Ariz. (Chaparral High)
5	Simon Ayala	WR	6-1	195	Jr.	TR	Oxnard, Calif. (Pacifica High/Moorpark College)
5	T.J. McKay	DB	6-1	205	Jr.	2L	Palmdale, Calif. (Palmdale High)
6	Vonnice Holmes	DB	6-0	170	Jr.	TR	Palmdale, Calif. (Palmdale High/College of the Canyons)
6	Mekell Wesley	WR	5-10	175	So.	1L	Chandler, Ariz. (Hamilton High)
7	Kevin O'Connell	QB	6-6	235	Sr.	3L	Carlsbad, Calif. (La Costa Canyon High)
9	Ray Patterson	WR	5-11	195	Fr.	RS	San Diego, Calif. (Crawford High)
9	Kyle Williams	WR	.	.	Fr.	HS	San Diego, Calif. (San Diego High)
10	Marcus Montgomery	WR	6-2	225	Jr.	1L	Oceanside, Calif. (Oceanside High)
10	Josh O'Brien	QB	6-4	210	Fr.	RS	Del Mar, Calif. (Santa Fe Christian High)
10	Martrell Fantroy	DB	6-1	215	Fr.	RS	Las Vegas, Nev. (Bishop Gorman High)
11	Thomas DeMarco	P/K	5-11	190	Fr.	HS	Palm Desert, Calif. (Palm Desert High)
12	Scotty James	DB	5-10	185	Sr.	1L	Elsinore, Calif. (Elsinore High/Mt. San Jacinto College)
13	Josh Walker	DB	6-2	190	So.	SQ	Tampa, Fla. (Jefferson High)
14	Ryan Lindley	QB	6-3	205	Fr.	HS	Alpine, Calif. (El Capitan High)
14	Garrett Palmer	K/P	6-3	190	Sr.	3L	Rialto, Calif. (Eisenhower High)
15	Bryan Dougherty	WR	6-3	195	Jr.	TR	Salinas, Calif. (Salinas High/Monterey Peninsula College)
15	Jose Perez	DB	6-1	180	Fr.	RS	Oceanside, Calif. (Oceanside High)
16	Brett Swain	WR	6-1	200	Sr.	3L	Carlsbad, Calif. (Carlsbad High)
17	Doug Deakin	WR	6-0	185	Fr.	RS	Oak Park, Calif. (Oak Park High)
17	Michael Hughes	P/K	6-1	195	Sr.	3L	Moreno Valley, Calif. (Canyon Springs High)
18	Roberto Wallace	WR	6-4	215	So.	SQ	Oceanside, Calif. (Oceanside High)
19	DeMarco Sampson	WR	6-2	210	So.	1L	Chula Vista, Calif. (Castle Park High)
20	Ray Bass	DB	6-0	195	Sr.	1L	Corona, Calif. (Centennial High/Univ. of Hawai'i)
21	Atiyah Henderson	RB	5-9	175	So.	1L	Rockledge, Fla. (Rockledge High)
22	Lynell Hamilton	RB	6-0	235	Sr.	3L	Stockton, Calif. (Edison High)
23	Tyler Campbell	RB	6-0	220	Jr.	1L	Austin, Texas (Westlake High (Texas)/Pasadena College)
24	Freddy Dunkle	LB	6-1	230	Sr.	3L	Chula Vista, Calif. (Castle Park High)
26	Gerard Armstrong	DB	6-0	220	Jr.	2L	Hawthorne, Calif. (Leuzinger High)
26	Zack Scott	K	6-0	195	Fr.	HS	Memphis, Tenn. (Memphis University School)
27	Vincent Camarda	DB	6-2	190	Fr.	HS	San Diego, Calif. (Cathedral Catholic High)
27	Bryan Shields	K/P	6-1	180	So.	TR	Bonita, Calif. (Bonita Vista High/Utah State)
29	Kwincy Edwards	DB	5-11	165	So.	SQ	Palmdale, Calif. (Palmdale High)
29	Brandon Sullivan	RB	5-11	220	Fr.	RS	Poway, Calif. (Poway High)
30	Davon Brown	RB	5-9	175	Fr.	RS	Torrance, Calif. (South High)
30	Darryn Lewis	DB	5-9	165	Fr.	RS	Sacramento, Calif. (Franklin E.G. High)
31	Logan Ketchum	LB	6-3	195	Fr.	HS	Oak Park, Calif. (Oak Park High)
31	John Rivera	RB	5-8	195	Jr.	TR	Marina, Calif. (Seaside High/Santa Monica College)
32	Andrew Preston	LB	6-1	220	Fr.	RS	Centennial, Colo. (Arapahoe High)
33	Brandon Davis	DB	6-2	180	Fr.	HS	Hayward, Calif. (Castlemont High)
34	Jerry Milling	LB	5-10	230	So.	1L	Palmdale, Calif. (Palmdale High)
35	Luke Laolagi	LB	6-1	230	So.	1L	Reseda, Calif. (Van Nuys Birmingham High)
36	Brett Martin	LB	6-0	220	Sr.	3L	Corona, Calif. (Centennial High)
37	Brandon Bornes	RB	6-1	225	Sr.	3L	Vista, Calif. (Rancho Buena Vista High)
37	Johnny Nguyen	LB	6-0	200	Fr.	HS	San Diego, Calif. (Mission Bay High)
38	Josh Ulibarri	RB	6-1	255	Jr.	SQ	Hemet, Calif. (West Valley High)
38	Marcus Yarbrough	LB	6-2	245	Fr.	RS	San Diego, Calif. (Eastlake High)
39	Dey Juan Hemmings	DB	5-11	180	Fr.	HS	San Bernardino, Calif. (Rialto High)
40	Corey Boudreaux	DB	6-1	220	Sr.	SQ	Orange, Calif. (Mater Dei High)
41	Tony DeMartinis	DL	6-5	255	So.	1L	Sun Valley, Calif. (Notre Dame High)
42	Nick Sandford	DB	6-2	205	So.	1L	Orange, Calif. (El Modena High)
43	Aaron Moore	DB	6-0	190	So.	1L	Tampa, Fla. (Jefferson High)
44	Josh Cunningham	RB	6-3	230	So.	SQ	Irvine, Calif. (University High)
44	Romeo Horn	DB	6-0	180	Fr.	HS	Fresno, Calif. (Edison High)
45	Miles Burriss	LB	6-2	245	Fr.	HS	Roseville, Calif. (Granite Bay High)
46	Russell Allen	LB	6-3	235	Jr.	2L	Oceanside, Calif. (Vista High)
47	Ryan Chohany	TE	6-3	245	Fr.	RS	San Diego, Calif. (Rancho Bernardo High)
47	Michael Stewart	DB	5-10	195	Jr.	TR	Bakersfield, Calif. (Bakersfield High/Bakersfield College)
48	Eron Moses	DE	6-4	245	Fr.	HS	Yorba Linda, Calif. (Esperanza High)
49	Brian Stanbra	DL	6-4	240	Sr.	SQ	San Diego, Calif. (Univ. of San Diego High/Grossmont CC)
50	Ted Edwards	LB	6-1	235	Sr.	1L	Kelso, Wash. (Kelso High/Brown University)
50	Trask Iosefa	OL	6-0	300	Fr.	RS	Ewa Beach, Hawaii (Honolulu Punahou High)
51	Demetrius Barksdale	LB	6-3	190	Fr.	HS	San Diego, Calif. (University City High)
51	Zach Clarke	LB	6-2	225	Jr.	RS	Mission Viejo, Calif. (Mission Viejo High/Saddleback College)
52	Tyler Schmitt	LS	6-2	230	Sr.	3L	Peoria, Ariz. (Cactus High)
53	Emilio Rivera	OL	6-4	305	Fr.	HS	Sylmar, Calif. (Sylmar High)

> SDSU GAME ROSTER

Numerical

No.	Name	Pos.	Ht.	Wt.	Yr.	Exp.	Hometown (High School/College)
53	Shane Morris	LB					
54	Fred Amano	OL	6-1	290	Sr.	1L	San Diego, Calif. (Rancho Bernardo High/S.E. Mo. St.)
54	Josh Cordray	LB	6-3	240	Jr.	TR	Sherman Oaks, Calif. (Notre Dame High/Coll. of the Canyons)
55	Neil Spencer	DL	6-2	260	Fr.	HS	Las Vegas, Nev. (Cimmarron-Memorial High)
56	Jonathan Soto	DL	6-3	265	So.	1L	West Covina, Calif. (Bishop Amat High)
57	Darrell Honaker	DL	6-1	250	So.	SQ	Pinole, Calif. (Pinole Valley High)
58	Marc Hull	LB	6-3	225	Sr.	3L	Carson, Calif. (Harbor City Narbonne High)
59	Bryan Finkel	LB					
59	Lance Louis	OL	6-3	285	Jr.	2L	New Orleans, La. (Landry High)
60	Tommie Draheim	OL	6-4	275	Fr.	HS	Lakeside, Calif. (El Capitan High)
62	Brandyn Dombrowski	OL	6-6	330	Sr.	3L	Henderson, Nev. (Green Valley High)
63	Austin Bice	OL	6-5	290	Fr.	HS	San Diego, Calif. (Torrey Pines High)
64	Marcus Fontenot	DL	6-2	290	Jr.	HS	Moreno Valley, Calif. (Rancho Verde High)
65	Damian Shankle	OL	6-2	300	Jr.	TR	Laguna Niguel, Calif. (Aliso Niguel High/Saddleback College)
66	Ernie Lawson	DL	6-3	300	Fr.	RS	Vallejo, Calif. (St. Patrick-St. Vincent High)
67	Ikaika Aken-Moleta	OL	6-2	325	So.	SQ	Kapolei, Hawaii (Kapolei High)
68	Jason Alexander	OL	6-7	280	Jr.	SQ	San Jose, Calif. (Santa Teresa High)
70	Mike Kravetz	OL	6-6	300	Sr.	2L	Las Vegas, Nev. (Durango High)
71	Dan Hathaway	OL	6-7	315	Jr.	RS	San Diego, Calif. (Grossmont High/Grossmont College)
72	Tom Rische	OL	6-4	295	Fr.	RS	Fresno, Calif. (Bullard High)
73	Kellen Farr	OL	6-7	320	Fr.	HS	Mesa, Ariz. (Red Mountain High)
74	Mike Matamua	OL	6-4	280	Fr.	HS	Kapolei, Hawaii (Kapolei High)
75	Leo Grassilli	OL	6-3	265	Fr.	HS	Woodbridge, Va. (Hylton High)
76	Will Robinson	OL	6-6	280	Sr.	3L	Pomona, Calif. (Bishop Amat High)
77	Mike Schmidt	OL	6-2	310	Jr.	1L	San Diego, Calif. (Madison High)
79	Kurtis Gunther	OL	6-8	270	Fr.	HS	Camarillo, Calif. (Adolfo Camarillo High)
80	Vincent Brown	WR	6-0	175	Fr.	HS	Rancho Cucamonga, Calif. (Rancho Cucamonga High)
81	Steve Schmidt	TE	6-5	250	Sr.	1L	North Vancouver, B.C. (Carson-Graham High/Butte JC)
82	Alston Umuolo	TE	6-3	220	Fr.	HS	Phoenix, Ariz. (Centennial High)
83	Jon Toledo	WR	6-3	225	So.	1L	Encinitas, Calif. (La Costa Canyon High)
84	Justin Shaw	WR	6-2	210	Jr.	SQ	Palmdale, Calif. (Palmdale High/Northern Arizona)
85	Terry Love	WR	6-1	185	Fr.	HS	San Diego, Calif. (Bonita Vista High)
86	Waika Spencer	TE	6-4	255	So.	1L	Honolulu, Hawaii (Kamehameha High)
87	Eric Miclot	TE	6-5	235	Jr.	2L	Oceanside, Calif. (Vista High)
88	Matthew Kawulok	TE	6-2	235	So.	1L	Boulder, Colo. (Monarch High)
90	B.J. Williams	DE	6-3	230	Fr.	RS	Aurora, Colo. (Eaglecrest High)
91	Ornan Nwansi	DL	6-2	305	Sr.	1L	Richmond, Calif. (El Cerrito High/Contra Costa College)
92	Siaosi Fifita	DL	6-4	250	Jr.	2L	Van Nuys, Calif. (Birmingham High)
93	Avery Williams	DL	6-3	280	So.	SQ	Livermore, Calif. (Granada High)
94	Nick Osborn	DL	6-4	260	Sr.	3L	Kensington, Calif. (Berkeley St. Mary's High)
95	Michael Snead	DE	6-4	240	Fr.	HS	Oakland, Calif. (Skyline High)
96	Peter Nelson	DL	6-5	285	So.	SQ	St. Charles, Ill. (St. Charles North High)
97	Eric Ikonne	LB	6-0	230	Fr.	RS	Dallas, Texas (Newman Smith High)
98	Ryan Williams	DL	6-5	250	So.	TR	Mission Viejo, Calif. (Mission Viejo High/Ohio State)
99	David Curiel	DL	6-0	270	Jr.	TR	Sherman Oaks, Calif. (Notre Dame High/College of the Canyons)

Alphabetical

No.	Name	Pos.
96	Nelson, Peter	DL
37	Nguyen, Johnny	LB
91	Nwansi, Ornan	DL
10	O'Brien, Josh	QB
7	O'Connell, Kevin	QB
94	Osborn, Nick	DL
14	Palmer, Garrett	K/P
9	Patterson, Ray	WR
15	Perez, Jose	DB
32	Preston, Andrew	LB
72	Rische, Tom	OL
53	Rivera, Emilio	OL
31	Rivera, John	DB
76	Robinson, Will	OL
19	Sampson, DeMarco	WR
42	Sandford, Nick	DB
1	Schilens, Chaz	WR
77	Schmidt, Mike	OL
81	Schmidt, Steve	TE
52	Schmitt, Tyler	LS
26	Scott, Zack	K
65	Shankle, Damian	OL
84	Shaw, Justin	WR
26	Shields, Bryan	K/P
3	Smith, Aubrey	DB
95	Snead, Michael	DE
2	Sokoloski, Kelsey	QB
56	Soto, Jonathan	DL
55	Spencer, Neil	DL
86	Spencer, Waika	TE
49	Stanbra, Brian	DL
47	Stewart, Michael	DB
29	Sullivan, Brandon	RB
16	Swain, Brett	WR
83	Toledo, Jon	WR
38	Ulibarri, Josh	RB
82	Umuolo, Alston	TE
13	Walker, Josh	DB
18	Wallace, Roberto	WR
6	Wesley, Mekell	WR
93	Williams, Avery	DL
9	Williams, Kyle	WR
90	Williams, B.J.	DE
98	Williams, Ryan	DL
38	Yarbrough, Marcus	LB

♦ - Duplicate Number

The Coaching Staff

Chuck Long (Iowa '85) Head Coach, 2nd season; **Bob Elliott** (Iowa '76) Assistant Head Coach/Defensive Coordinator, 2nd season; **Del Miller** (Central College '72), Offensive Coordinator/Quarterbacks, 2nd season; **Chris Ash** (Drake '96) Defensive Backs, 1st season; **Joe Bob Clements** (Kansas State '99) Defensive Line, 2nd season; **Jonathan Himebauch** (Southern California '98) Offensive Line, 2nd season; **Larry Holton** (Iowa State '70) Running Backs, 2nd season; **William Inge** (Iowa '96) Linebackers, 2nd season; **LeCharls McDaniel** (Cal Poly '81) Wide Receivers, 7th season; **Toby Neinas** (Missouri '95) Tight Ends/Special Teams, 2nd season.

Pronunciation Guide

Ikaika Aken-Moleta	ee-KYE-kuh A-kin MOW-let-uh
Fred Amano	uh-mon-O
Victor Andujo	an-DO-hoe
Simon Ayala	eye-YALL-uh
Brandon Bornes	Bornz
Davon Brown	duh-VAUGHN
Corey Boudreaux	boo-DROW
Vincent Camarda	cuh-MARD-uh
Ryan Chohany	CHO-hahn
David Curiel	cure-EE-ull
Doug Deakin	Deacon
Tony DeMartinis	dee-mar-TEE-niss
Brandyn Dombrowski	bran-DIN
Tommie Draheim	DRAY-hime
Martrell Fantroy	MAR-trell fant-ROY

Siaosi Fifita	sea-AH-sea fuh-FEET-uh
Marcus Fontenot	fawn-tuh-KNOW
Leo Grassilli	gruh-SILL-ee
Andy Gregorio	greh-GOREE-ee-o
Lynell Hamilton	LIE-nell
Atiyah Henderson	uh-TEE-uh
Eric Ikonne	eye-CON-ee
Trask Iosefa	i-o-SEF-uh
Matthew Kawulok	kuh-WALL-uk
Mike Kravetz	kruh-VETZ
Lance Louis	Lewis
Luke Laolagi	Lao (Like now)-long-EE
Mike Matamua	mah-tah-MOO-uh
Eric Miclot	MICK-low
Eron Moses	Aaron

Darren Mougey	MOO-gee
Ornan Nwansi	OR-nun nuh-WON-zee
Tom Rische	rish-EE
DeMarco Sampson	duh-mark-O
Chaz Schilens	shill-UNS
Kelsey Sokoloski	sock-OH-loss-key
Waika Spencer	VIE-kuh
Brian Stanbra	STAN-bruh
Josh Ulibarri	Yul ih-BAR-ee
Alston Umuolo	ALL-stun OO-moo-low
Mekell Wesley	MUH-kell
Marcus Yarbrough	yar-BRO

> SDSU GAME RECAPS

GAME 1

Sept. 8 • Qwest Field (46,290)

vs. Washington State

SEATTLE, Wash. – Washington State piled up 654 yards of total offense and broke a 10-10 tie with 28 unanswered points to defeat San Diego State, 45-17, in the Aztecs' 2007 season opener Sept. 8, at Qwest Field in Seattle, Wash.

SDSU had early leads of 3-0 and 10-7, but defensively could not stop the Cougar offense, which put points on the board on each of its first four possessions and on seven of 11 drives overall.

The Aztecs, who had an open date to begin the season, came out of the gate quickly, driving the length of the field, as quarterback Kevin O'Connell completed his first four passes to get down to the Washington State 18-yard line.

A pair of penalties put SDSU back 10 yards, before tight end Steve Schmidt made up for an earlier miss in the end zone with a 20-yard grab at the 8-yard line. Two plays later, running back Atiyyah Henderson appeared to score a touchdown, but upon review was called down at the 1-yard line. After a delay of game penalty on fourth down, Garrett Palmer converted a 23-yard field goal to put the visitor's ahead, 3-0.

WSU also scored on its first drive, taking just 2:12 off the clock to go up by four at 7-3. The Aztecs quickly answered when running back Brandon Bornes broke free on a career-long 59-yard scamper to put SDSU back in front, 10-7.

The Cougars tied the game at 10 points apiece with a 31-yard field goal, and never looked back, taking a 24-10 lead into halftime.

Washington State tacked on 14, third-quarter points, before SDSU could get back on the scoreboard with a 19-yard TD reception by Darren Mougey. The Cougars rounded out scoring with a 31-yard touchdown pass from Alex Brink to Brandon Gibson at the 7:57 mark of the fourth quarter to complete the 45-17 victory. Brink ended the game 38-for-47 for 469 yards and five touchdowns.

O'Connell finished 28-for-44 for 273 yards for his 11th career 200-yard passing game. Schmidt had a career-best eight receptions in his first game since 2005, while Bornes was the team's leading rusher with 72 yards on seven carries.

Defensively, senior safety Ray Bass had a team-high nine tackles and sophomores Aaron Moore and Luke Laolagi each tallied eight. Vonnie Holmes recorded the team's first interception of 2007, in his first career game as an Aztec.

Besides Holmes, 18 other San Diego State players made their debuts against Washington State, including four true freshmen.

	1	2	3	4	Total
Washington State	10	14	14	7	- 45
San Diego State	10	0	0	7	- 17

SD – Palmer 23-yd FG – 11 plays, 61 yards, 4:39 (10:21, 1st)

WSU – Gibson 6-yd pass from Brink (Abdollahmohammadi kick) – 5 plays, 67 yards, 2:12 (8:09, 1st)

SDSU – Bornes 59-yd run (Palmer kick) – 2 plays, 70 yards, 0:19 (7:50, 1st)

WSU – Abdollahmohammadi 31-yd FG – 12 plays, 72 yards, 4:43 (3:07, 1st)

WSU – Tardy 1-yd run, (Abdollahmohammadi kick) – 7 plays, 63 yds, 2:13 (13:39, 2nd)

WSU – Anderson 39-yd pass from Brink, (Abdollahmohammadi kick) – 5 plays, 77 yards, 1:27 (9:58, 2nd).

WSU – Collins 3-yd pass from Brink (Abdollahmohammadi kick) – 9 plays, 71 yards, 3:02 (11:58, 3rd).

WSU – Woodard 8-yd pass from Brink (Abdollahmohammadi kick) – 8 plays, 87 yards, 2:55 (5:38, 3rd).

SDSU – Mougey 19-yd pass from O'Connell (Palmer kick) – 4 plays, 47 yards, 2:01 (12:52, 4th)

WSU – Gibson 31-yd pass from Brink – 10 plays, 86 yards, 4:55 (7:57, 4th)

INDIVIDUAL STATS

Rushing (Atts.-Yards-TDs): SDSU: Bornes 7-72-1; Sullivan 4-23; Henderson 2-16; O'Connell 9-3; Hamilton 1-0. WSU: Tardy 16-99-1; McCall 5-47; Ivory 8-31; Brink 3-6; Richmond 3-2

Passing (Att.-Comp.-Int., Yards, TDs): SDSU: O'Connell 44-28-1, 273, 1; Sokoloski 3-2-0, 12, 0. WSU: Brink 47-38-1, 469, 5.

Receiving (No.-Yards-TDs): SDSU: Schmidt 7-58, Schilens 5-70; Mougey 4-52-1; Swain 4-46; Bornes 3-25; Sullivan 3-15; Henderson 3-14; Toledo 1-5. WSU: Bumpus 10-118; Dillon 8-100; Gibson 7-116-2; Collins 5-36-1; Woodard 2-30-1; Tardy 2-15; Anderson 1-39-1; Ivory 1-7; Ward 1-6; Frischknecht 1-2.

TEAM STATS	WSU	SDSU
First Downs	36	21
Rushes-Yards	35-185	23-114
Passing Yards	469	285
C-A-I	38-47-1	30-47-1
Total Offense	654	399
Fumbles-Lost	0-0	0-0
Penalties-Yards	9-80	13-105
Possession Time	30:49	29:11
Turnovers	1	1
Average Field Pos.	26	27

GAME 2

Sept. 15 • Sun Devil Stadium (54,617)

at Arizona State

TEMPE, Ariz. – Playing its second straight road game against a Pac-10 Conference foe, the San Diego State football team was unable to change the final result as the Aztecs fell to the host Arizona State Sun Devils, 34-13, in Tempe, Ariz.

SDSU turned the ball over just once at the end of the first half, but lost the battle in total offense (479-323) and was unable to get farther than the ASU 32-yard line on its four drives in the second half.

Aztec senior place-kicker Garrett Palmer accounted seven of the team's 13 total points, including field goals from 48 and 50 yards. The 50-yarder matched his career long, while he also added his 57th consecutive extra point after SDSU's lone touchdown of the night, a three-yard run for a score by quarterback Kevin O'Connell in the second quarter.

ASU, meanwhile, scored on two of its first three and four of its six possessions in the first half. The Sun Devils went up early with a touchdown on their opening drive, taking advantage of a 48-yard punt return.

After an SDSU field goal, the two sides traded touchdowns before Arizona State surged ahead 17-10 with a 48-yard field goal. The Sun Devils tacked on another score just before the half, putting together a 4-play, 76-yard drive that ate up just 36 seconds of clock time and ended with a 30-yard touchdown catch by Rudy Burgess.

Coming out of the locker room, SDSU advanced into ASU territory on two occasions, but was only able to come up with three points before falling, 34-13.

O'Connell ended the night with 218 yards of total offense with 38 on the ground and 180 via the air. Six of his 22 completions on the night went to classmate Brett Swain, who had six catches for 66 yards. Senior running back Brandon Bornes had 73 yards on the ground and matched his second-longest run of his career with a 41-yarder in the second quarter.

For the second straight game an Aztec safety led the team in tackles, as senior Corey Boudreaux had eight in his second career start. Cornerback Aaron Moore added six stops, while sophomore defensive lineman Jonathan Soto had five tackles, including the team's first sack of the season. Cornerback Vonnie Holmes had an interception for the second straight outing, returning it 23 yards in the fourth quarter.

Arizona State running back Keegan Herring ran for 161 of his team's 268 total rushing yards on 19 carries and also added a pair of touchdowns. Rudy Carpenter tossed a pair of TD scores and completed 15 of his 21 pass attempts for 200 yards for the 3-0 Sun Devils.

	1	2	3	4	Total
Arizona State	14	10	7	3	- 34
San Diego State	3	7	3	0	- 13

ASU – Williams 19-yd pass from Carpenter (Weber kick) – 5 plays, 36 yards, 1:34 (12:10, 1st)

SDSU – Palmer 48-yd FG – 7 plays, 19 yards, 2:54 (4:45, 1st)

ASU – Herring 46-yd run (Weber kick) – 4 plays, 60 yards, 1:31 (3:08, 1st)

SDSU – O'Connell 3-yd run (Palmer kick) – 7 plays, 78 yards, 3:14 (7:58, 2nd)

ASU – Weber 48-yd FG – 11 plays, 42 yards, 5:24 (2:24, 2nd)

ASU – Burgess 30-yd pass from Carpenter (Weber kick) – 4 plays, 76 yards, 0:36 (0:41, 2nd)

ASU – Herring 1-yd run (Weber kick) – 10 plays, 85 yards, 4:31 (3:50, 3rd)

SDSU – Palmer 50-yd FG – 9 plays, 40 yards, 3:42 (0:00, 3rd)

ASU – Weber 31-yd FG – 9 plays, 66 yards, 4:08 (5:03, 4th)

INDIVIDUAL STATS

Rushing (Atts.-Yards-TDs): SDSU: Bornes 12-73; O'Connell 11-38-1; Henderson 3-10; Sullivan 2-9; D. Brown 1-5; Hughes 1-5; Swain 1-3. ASU: Herring 19-161-2; Nance 11-58; Jones 5-31; Burgess 1-9; Williams K. 1-6; Carpenter 2-4.

Passing (Att.-Comp.-Int., Yards, TDs): SDSU: O'Connell 38-22-1, 180, 0. ASU: Carpenter 21-15-1, 200, 2; Sullivan 1-1-0, 11, 0.

Receiving (No.-Yards-TDs): SDSU: Swain 6-66; Mougey 5-46; Henderson 3-24; V. Brown 2-19; Sullivan 2-4; S. Schmidt 1-11; Schilens 1-5; Umuolo 1-3; Kawulok 1-2. ASU: Burgess 3-52-1; Jones 3-41; McGaha 3-36; Herring 3-24; K. Williams 2-38; J. Williams 1-11; Conrad 1-9.

TEAM STATS	ASU	SDSU
First Downs	26	17
Rushes-Yards	40-268	31-143
Passing Yards	211	180
C-A-I	16-22-1	22-38-1
Total Offense	479	323
Fumbles-Lost	0-0	0-0
Penalties-Yards	8-73	7-65
Possession Time	31:00	28:54
Turnovers	1	1
Average Field Pos.	31	30

> SDSU GAME RECAPS

GAME 5 Oct. 6, 2007 • Hughes Stadium (27,930)
at Colorado State

FORT COLLINS, Colo. – Aztec quarterback Kevin O’Connell rushed for a career-high three touchdowns to lead San Diego State to a 24-20, come-from-behind victory at Colorado State, marking the first time that SDSU has opened Mountain West Conference play with a win since the 2002 campaign.

San Diego State had the slight advantage in total offense (378-321), and also had a positive turnover margin for the third consecutive game this season.

The Aztecs came out firing as they put together a 12 play, 80-yard opening drive that ended in O’Connell’s one-yard run for a touchdown. CSU responded by moving to the SDSU 24-yard line late in the first quarter, but quarterback Caleb Hanie’s pass was intercepted in the end zone by Aaron Moore, who recorded his second pick in as many games.

After the initial touchdown by San Diego State, the two teams were stalemated on offense, as neither squad scored for the remainder of the half, giving the Aztecs the 7-0 lead heading into intermission.

The Rams took control after the break, however, as they scored on three of their four drives in the third quarter. CSU took advantage of good field position starting at the Aztec 25-yard line to get on the board with a 39-yard Jason Smith field goal. The Rams then took the lead during their next drive on Hanie’s 1-yard sneak.

The Aztecs came right back to tie the game at 10-10, when a 46-yard pass play from Darren Mougey to Vincent Brown set up a 33-yard field goal by Garrett Palmer. Another Smith field goal from 20-yards out, however, gave CSU the 13-10 advantage heading into the final 15 minutes of play.

SDSU started off the fourth quarter by regaining the lead on O’Connell’s 16-yard run for a score. After the Aztec defense stopped the Rams on their next two drives, CSU took a late 20-17 lead on a 40-yard touchdown reception by Damon Morton at the 2:29 mark.

San Diego State then staged its comeback as O’Connell scrambled to avoid an all out CSU blitz, finding Brett Swain on a 57-yard pass play on a critical third down play at the SDSU 20-yard line. Four plays later, O’Connell found the end zone for the third time, scoring with 43 seconds remaining to claim a 24-20 Aztec victory.

O’Connell finished the afternoon with 225 yards of total offense, while Swain had another big day, catching four passes for 111 yards. Hanie led Colorado State as he completed 14 of his 26 pass attempts for 188 yards and accounted for two touchdowns, while Kyle Bell led all rushers with 76 yards.

	1	2	3	4	Total
Colorado State	0	0	13	7	- 20
San Diego State	7	0	3	14	- 24

SDSU – O’Connell 1-yd run (Palmer kick) - 12 plays, 80 yards, 5:36 (9:24, 1st)

CSU – Smith 39-yd FG - 4 plays, 3 yards, 2:11 (11:13, 3rd)

CSU – Hanie 1-yd run (Smith kick) - 7 plays, 43 yards, 2:31 (6:58, 3rd)

SDSU – Palmer 33-yd FG - 8 plays, 64 yards, 2:24 (4:30, 3rd)

CSU – Smith 20-yd FG - 6 plays, 17 yards, 1:22 (0:00, 3rd)

SDSU – O’Connell 16-yd run (Palmer kick) - 6 plays, 75 yards, 1:16 (13:36, 4th)

CSU – Morton 40-yd pass from Hanie (Smith kick) - 8 plays, 86 yards, 3:44 (2:29, 4th)

SDSU – O’Connell 1-yd run (Palmer kick) - 7 plays, 80 yards, 1:40 (0:43, 4th)

INDIVIDUAL STATS

Rushing (Atts.-Yards-TDs): SDSU: Henderson 10-46; O’Connell 16-41-3; Bornes 9-40; Sullivan 6-21. CSU: Bell 19-76;

Johnson 10-43; Hanie 8-9; Walker 1-7.

Passing (Att.-Comp.-Int., Yards, TDs): SDSU: O’Connell 26-13-0, 184, 0; Mougey 1-1-0, 46, 0. CSU: Hanie 26-14-1, 188-1; Kaylor 1-0-0, 0, 0.

Receiving (No.-Yards-TDs): SDSU: Swain 4-111; V. Brown 3-61; S. Schmidt 2-21; Sullivan 2-15. CSU: Di. Morton 4-41; Da. Morton 3-77-1; Walker 2-28; Pauga 1-12.

TEAM STATS	CSU	SDSU
First Downs	20	24
Rushes-Yards	39-139	44-148
Passing Yards	188	230
C-A-I	14-27-1	14-27-0
Total Offense	327	378
Fumbles-Lost	1-1	3-1
Penalties-Yards	3-15	3-21
Possession Time	28:41	31:11
Turnovers	2	1
Average Field Pos.	33	27

GAME 6 Oct. 13, 2007 • Rice-Eccles Stadium (40,898)
at Utah

SALT LAKE CITY – San Diego State saw a different result in its second Mountain West Conference road game, as the Aztecs fell to Utah, 23-7. The Utes’ defense baffled the Aztec offense, holding them to 211 total yards, which was more than 200 below SDSU’s season average.

Aztec linebacker Russell Allen set a school record and tied the Rice-Eccles Stadium record with 22 tackles (10 unassisted), which had been held since 1999 by New Mexico’s Brian Urlacher, but Utah still overpowered the San Diego State defense, racking up 514 total yards.

Utah was able to get on the board first, as they put together a 13 play, 53-yard drive that ended in a 32-yard field goal by Louis Sakoda. On the Utes’ next drive, it was Sakoda again who gave Utah the 6-0 lead, this time with a 51-yard field goal.

The Aztecs answered by securing their only lead of the day as a 35-yard pass play from Alston Umuolo to Kevin O’Connell set up a five-yard touchdown run by Brandon Sullivan. Utah was able to regain the lead (9-7) right before the end of the second quarter, thanks to Sakoda’s third field goal of the day.

After the intermission, Utah went on to score two touchdowns on back-to-back drives in the third quarter. Corbin Louks completed an 11-yard pass to Jeremy Brooks for the first score and on the following drive, Darrell Mack caught a 7-yard pass from Brian Johnson to give the Utes the 23-7 lead.

On a quiet day for the Aztec offense, Kevin O’Connell completed 14 of his 31 pass attempts for 114 yards, and also led SDSU with 24 rushing yards, while Brett Swain had five receptions for 56 yards. Corey Boudreaux also recorded his first career interception, extending the Aztecs’ streak of at least one pick in each of its seven games.

Darrell Mack led Utah with 176 total yards, including 131 on the ground. Brian Johnson had one TD toss as he completed 21 of his 28 pass attempts for 208 yards.

	1	2	3	4	Total
Utah	3	6	14	0	- 23
San Diego State	0	7	0	0	- 7

UTAH – Sakoda 32-yd FG - 13 plays, 53 yards, 5:18 (5:14, 1st)

UTAH – Sakoda 51-yard FG - 12 plays, 36 yards, 6:07 (11:21, 2nd)

SDSU – Sullivan 5-yd run (Palmer kick) - 5 plays, 61 yards, 2:25 (8:52, 2nd)

UTAH – Sakoda 27-yd FG - 9 plays, 61 yards, 0:55 (0:05, 3rd)

UTAH – Brooks 11-yd pass from Louks (Sakoda kick) - 3 plays, 70 yards, 0:48 (9:53, 3rd)

UTAH – Mack 7-yd pass from Johnson (Sakoda kick) - 7 plays, 74 yards, 2:15 (5:27, 3rd)

INDIVIDUAL STATS

Rushing (Atts.-Yards-TDs): SDSU: O’Connell 14-24; Sullivan 3-16-1; D. Brown 2-8; Bornes 5-6; Campbell 2-4; Wesley 1-4; Henderson 2-0. UTAH: Mack 22-131; Louks 3-47; Stowers 7-45; Brooks 4-21; Wilson 2-20; Wesson 2-12; Johnson 5-3; Richards 1-3.

Passing (Att.-Comp.-Int., Yards, TDs): SDSU: O’Connell 31-14-1, 114, 0; Umuolo 1-1-0, 35, 0. UTAH: Johnson 28-21-1, 208, 1; Sakoda 2-2-0, 13, 0; Louks 1-1-0, 11, 1.

Receiving (No.-Yards-TDs): SDSU: Swain 5-56; Mougey 5-52; S. Schmidt 2-2; O’Connell 1-35; Bornes 1-8; Henderson 1-(-4). UTAH: Mack 6-45-1; Godfrey 5-59; Richards 5-49; Hernandez 3-47; Brown 1-12; Brooks 1-11-1; Rogers 1-8; Wilson 1-4; Wesson 1-(-3).

TEAM STATS	UTAH	SDSU
First Downs	27	12
Rushes-Yards	46-282	29-62
Passing Yards	232	149
C-A-I	24-32-1	15-32-1
Total Offense	514	211
Fumbles-Lost	1-1	2-1
Penalties-Yards	8-84	7-45
Possession Time	33:14	26:46
Turnovers	2	2
Average Field Pos.	34	28

> SDSU GAME RECAPS

GAME 7 *Oct. 20, 2007 • Qualcomm Stadium (20,205)* vs. New Mexico

SAN DIEGO – San Diego State dropped a heartbreaker on homecoming night as New Mexico scored with 15 seconds left in the game, giving them the 20-17 comeback victory. The Aztecs have now lost seven straight to the Lobos.

Senior quarterback Kevin O'Connell rushed for two touchdowns, giving him 14 in his career and tying him with Matt Kofler (1980-81) for the most rushing TDs by a quarterback in school history.

The Lobos were able to get on the board first as John Sullivan converted a 31-yard field goal, giving UNM the 3-0 lead at the end of the first quarter.

SDSU quickly countered with a 29-yard field goal by Garrett Palmer at the 14:08 mark. On the Lobos' next drive, Martrell Fantroy recorded his second interception of the year, and returned it 45 yards to the one-yard line. After two unsuccessful attempts by the Aztec offense, O'Connell was able to convert a third and goal situation with a 1-yard run for a touchdown, giving San Diego State the 10-3 lead.

The Lobos tacked on one more score at the end of the quarter, using a 13 play, 94-yard drive to tie the game at 10-10, heading into halftime.

On SDSU's first drive after the break, O'Connell rushed 23 yards for his second touchdown of the evening, putting the Aztecs up 17-10.

New Mexico started to creep back in the final 15 minutes of play when a 38-yard field goal by Sullivan pulled the Lobos within four points (17-13). SDSU appeared to be in good position to hold on for the victory as they had possession of the ball with under two minutes to go, but UNM recovered a costly Aztec fumble and drove 65 yards for the game-winning touchdown.

O'Connell completed 18 of his 26 pass attempts for 133 yards, and also led the Aztecs in the rushing category with 82 yards on 11 attempts. Vincent Brown added 58 yards on a career-high nine receptions, while Luke Laolagi recorded a career-best 13 tackles.

Rodney Ferguson led the Lobo offense with 78 rushing yards and the game-winning TD. Travis Brown totaled 119 yards on seven catches and Donovan Porterie finished the night 18-35 for 239 yards, with one touchdown and two interceptions.

	1	2	3	4	Total
New Mexico	3	7	0	10	- 20
San Diego State	0	10	7	0	- 17

UNM – Sullivan 31-yd FG - 8 plays, 48 yards, 3:48 (6:53, 1st)

SDSU – Palmer 29-yd FG - 12 plays, 59 yards, 4:23 (14:08, 2nd)

SDSU – O'Connell 1-yd run (Palmer kick) - 3 plays, 5 yards, 1:09 (12:02, 2nd)

UNM – Brown 25-yd pass from Porterie (Sullivan kick) - 13 plays, 94 yards, 2:30 (0:11, 2nd)

SDSU – O'Connell 23-yd run (Palmer kick) - 7 plays, 59 yards, 3:00 (9:17, 3rd)

UNM – Sullivan 38-yd FG - 10 plays, 62 yards, 3:19 (13:04, 4th)

UNM – Ferguson 6-yd run (Sullivan kick) - 8 plays, 65 yards, 1:31 (0:15, 4th)

INDIVIDUAL STATS

Rushing (Atts.-Yards-TDs): SDSU: O'Connell 11-82-2; Bornes 16-38; Henderson 7-28; Sullivan 8-23; D. Brown 1-(-5). UNM: Ferguson 24-78-1; Baker 4-16; Porterie 4-16; Smith 1-9; McQueen 3-3; Brown 1-3; Scott 1-1.

Passing (Att.-Comp.-Int., Yards, TDs): SDSU: O'Connell 26-18-0, 133, 0. UNM: Porterie 35-18-2, 239, 1.

Receiving (No.-Yards-TDs): SDSU:

V. Brown 9-58; Wallace 3-20; Swain 2-27; S. Schmidt 2-23; Schilens 1-9; Sullivan 1-(-4). UNM: Brown 7-119-1; Smith 5-73; McQueen 3-26; Ferguson 2-16; Baker 1-5.

TEAM STATS	UNM	SDSU
First Downs	19	14
Rushes-Yards	38-126	43-166
Passing Yards	239	133
C-A-I	18-35-2	18-26-0
Total Offense	365	299
Fumbles-Lost	0-0	4-2
Penalties-Yards	7-55	7-47
Possession Time	27:29	32:31
Turnovers	2	2
Average Field Pos.	30	33

GAME 8 *Nov. 3, 2007 • Qualcomm Stadium (22,852)* vs. Wyoming

SAN DIEGO – In a game that the Aztecs dedicated to the San Diego Fire Department and other personnel who provided assistance during the tragic wildfires that burned throughout the county in the previous week, San Diego State overcame a 21-point deficit to defeat Wyoming, 27-24. The win marked the largest comeback victory for the Aztecs since 1974.

Senior quarterback Kevin O'Connell, who had a rough start with two interceptions in the first quarter, bounced back to complete two touchdown passes and also ran for his 15th career rushing touchdown, the most by any quarterback in Aztec history.

The Cowboys jumped out to a quick start after a pick by Julius Stinson set up a 19-yard touchdown pass from Karsten Sween to Michael Ford. Wyoming tacked on one more score before the end of the quarter, with an 80-yard interception return by Quincy Rogers.

Wyoming then went up 21-0 after Ford's second TD reception of the game, but San Diego State was able to counter in the last two minutes of the half, with O'Connell completing a 5-yard pass to Chaz Schilens for the Aztecs first points of the evening.

In the third quarter, SDSU picked up right where it left off before the break, using a 5-play, 83-yard drive that resulted in O'Connell's 29-yard touchdown run. The Aztecs pulled within one (21-20) on their next drive thanks to a 6-yard TD run by Brandon Sullivan.

The Cowboys used their first drive in the final 15 minutes of play to increase their lead with a 44-yard field goal by Billy Vinnedge. Trailing 24-20, the Aztecs were unsuccessful on several drives before freshman Vincent Brown caught the game-winning, 27-yard touchdown pass from O'Connell with 1:06 left on the clock.

O'Connell, who completed 20 of his 44 pass attempts, compiled 249 yards in the air, while Brett Swain led all receivers with 95 yards on six catches. But it was the Aztec defense that allowed SDSU to come back for the win as they held Wyoming to just one field goal in the second half. Corey Boudreaux led the way with 12 stops and the Aztecs recorded a season high 15 tackles for loss.

For the Cowboys, Sween completed 22 of his 30 pass attempts for 159 yards, with his two TD passes going to Ford, who totaled 70 yards on the night.

	1	2	3	4	Total
Wyoming	14	7	0	3	- 24
San Diego State	0	7	13	7	- 27

WYO – Ford 19-yd pass from Sween (Vinnedge kick) - 9 plays, 57 yards, 2:42 (10:22, 1st)

WYO – Rogers 80-yd interception return (Vinnedge kick) - no drive (2:49, 1st)

WYO – Ford 30-yd pass from Sween (Vinnedge kick) - 7 plays, 52 yards, 3:38 (1:18, 2nd)

SDSU – Schilens 5-yd pass from O'Connell (Palmer kick) - 7 plays, 64 yards, 1:05 (0:13, 2nd)

SDSU – O'Connell 29-yd run (Palmer kick blocked) - 5 plays, 83 yards, 1:46 (7:47, 3rd)

SDSU – Sullivan 6-yd run (Palmer kick) - 8 plays, 66 yards, 3:23 (2:57, 3rd)

WYO – Vinnedge 44-yd FG - 9 plays, 25 yards, 3:24 (11:38, 4th)

SDSU – Brown 27-yd pass from O'Connell (Palmer kick) - 6 plays, 38 yards, 2:40 (1:06, 4th)

INDIVIDUAL STATS

Rushing (Atts.-Yards-TDs): SDSU: O'Connell 14-41-1; Sullivan 5-13-1; D. Brown 1-2; Bornes 4-2. WYO: Moore 20-57; Seldon 14-40; Johnson 3-12; Marsh 1-6; Sween 9-(-24).

Passing (Att.-Comp.-Int., Yards, TDs): SDSU: O'Connell 44-20-2, 249, 2; Umuolo 1-0-0, 0, 0. WYO: Sween 30-22-1, 159, 2.

Receiving (No.-Yards-TDs): SDSU: Swain 6-95; V. Brown 4-52-1; Schilens 4-40-1; S. Schmidt 3-13; Wallace 2-43; Sullivan 1-6. WYO: Seldon 5-2; Ford 4-70-2; Betschart 4-22; Moore 3-12; Salyards 2-27; Johnson 2-9; Jacobo 1-9; Burkhalter 1-8.

> SDSU GAME RECAPS

GAME 9 *Nov. 10, 2007 • Sam Boyd Stadium (18,837)*

at UNLV

LAS VEGAS, Nev. – San Diego State jumped out to an early lead and was able to hold off a late rally by UNLV to defeat the Rebels, 38-30, for their second consecutive victory. The last time the Aztecs posted back-to-back wins was in 2005.

Senior quarterback Kevin O'Connell threw for two touchdowns and classmate Brandon Bornes ran for his 13th career rushing TD to lead San Diego State.

The Aztecs came out of the gate quickly as they scored on their first three drives of the game. On the opening possession, Brandon Sullivan had a 25-yard run that set up a 3-yard touchdown reception by Steve Schmidt, the first TD of his career.

SDSU continued to roll as O'Connell threw for his second score of the game, this time a 49-yard pass to Chaz Schilens, on the first play of the Aztecs' second drive.

Bornes ran 15-yards for a TD to start the second quarter, and the Aztec defense continued to hold the Rebels scoreless, giving SDSU the 21-0 lead at the half.

After the intermission, UNLV scored 17 unanswered points, starting with a 31-yard touchdown pass from Travis Dixon to Rodelin Anthony. The Rebels continued their momentum with a 5-play, 81-yard drive that resulted in a 17-yard TD run by Channing Trotter, cutting the Aztec lead to just seven (21-14).

UNLV started the last 15 minutes of play by adding three more points, thanks to a 35-yard field goal by Sergio Aguayo, but the Aztecs countered as Mekell Wesley returned the subsequent kickoff 89 yards for a touchdown.

The Rebels came right back on their next drive, however, as Dixon tossed a 13-yard touchdown pass to Casey Flair. With UNLV unable to complete the two-point conversion, the Aztecs held a 28-23 lead with eight minutes remaining in the game.

Garrett Palmer was able to give SDSU more breathing room with a 22-yard field goal before Martrell Fantroy intercepted a Dixon pass and returned it 55 yards for a touchdown with under two minutes remaining to seal the win for the Aztecs.

UNLV tacked on one more score before the end of the game, but it was too little too late, as SDSU held on for the victory.

O'Connell completed 17 of his 23 pass attempts for 196 yards, while Sullivan totaled 138 yards, including 70 on the ground and 68 through the air. Dixon led the Rebels with 185 yards passing and Frank Summers led all rushers with 187 yards.

	1	2	3	4	Total
San Diego State	14	7	0	17	- 38
UNLV	0	0	14	16	- 30

SDSU – S. Schmidt 3-yd pass from O'Connell (Palmer kick) - 10 plays, 91 yards, 4:06 (4:46, 1st)

SDSU – Schilens 49-yd pass from O'Connell (Palmer kick) - 1 play, 49 yards, 0:08 (1:53, 1st)

SDSU – Bornes 15-yd run (Palmer kick) - 9 plays, 75 yards, 4:39 (9:38, 2nd)

UNLV – Anthony 31-yd pass from Dixon (Aguayo kick) - 8 plays, 80 yards, 4:43 (8:27, 3rd)

UNLV – Trotter 17-yd run (Aguayo kick) - 5 plays, 81 yards, 1:57 (4:39, 3rd)

UNLV – Aguayo 35-yd FG - 7 plays, 27 yards, 2:56 (13:34, 4th)

SDSU – Wesley 89-yd kickoff return (Palmer kick) - no drive (13:19, 4th)

UNLV – Flair 13-yd pass from Dixon (Dixon pass failed) - 12 plays, 78 yards, 4:52 (8:19, 4th)

SDSU – Palmer 22-yd FG - 9 plays, 74 yards, 3:34 (4:37, 4th)

SDSU – Fantroy 55-yd interception return - no drive (1:15, 4th)

UNLV – Anthony 36-yd pass from Dixon (Aguayo kick) - 6 plays, 66 yards, 1:03 (0:07, 4th)

INDIVIDUAL STATS

Rushing (Atts.-Yards-TDs): SDSU: Sullivan 10-70; O'Connell 10-31; Bornes 4-25-1.

UNLV: Summers 26-187; Trotter 5-29-1; Dixon 11-23; Wolfe 1-19; Clayton 6-17.

Passing (Att.-Comp.-Int., Yards, TDs): SDSU: O'Connell 23-17-1, 196, 2. UNLV: Dixon 22-13-1, 185, 3; Clayton 7-5-0, 22, 0.

Receiving (No.-Yards-TDs): SDSU: Sullivan 6-68; V. Brown 4-34; S. Schmidt 3-13-1; Schilens 2-60-1; Swain 1-18; Umuolo 1-3. UNLV: Flair 8-88-1; Anthony 3-72-2; Wolfe 2-19; Butler 2-18; Rodriguez 1-9; Summers 1-2; Trotter 1(-1).

TEAM STATS	SDSU	UNLV
First Downs	18	24
Rushes-Yards	26-122	49-275
Passing Yards	196	207
C-A-I	17-23-1	18-29-1
Total Offense	318	482
Fumbles-Lost	0-0	2-0
Penalties-Yards	3-20	3-33
Possession Time	23:10	36:50
Turnovers	1	1
Average Field Pos.	36	25

> SDSU GAME RECAPS

> SDSU UPDATED PLAYER BIOS



▶ #68 JASON ALEXANDER

OL, 6-7, 280, Jr.-SQ,
San Jose, Calif. (Santa Theresa HS)

A walk-on OL who has the size and athleticism to be a contributor up front ... Back-up at right tackle.

2007: Saw action as a reserve in his first career game against Washington State ... Played on special teams in four contests.



▶ #46 RUSSELL ALLEN

LB, 6-3, 235, Jr.-2L,
Oceanside, Calif. (Vista HS)

SDSU's top returning tackler ... Has seen extensive playing time at both weakside and strongside linebacker ... Made 28 career starts ... A physical player with excellent speed ... SDSU scholar-athlete ... Only non-senior captain in '07.

2007: Starter at strongside linebacker, making seven tackles against Washington State ... Strong all-around performance against PSU, logging seven tackles and adding an interception, a fumble recovery and a pass breakup ... Then career-high 15 tackles, including 11 solos, versus No. 24 Cincinnati, also tallying a stop behind the line of scrimmage and a pass breakup ... Made eight tackles at CSU ... Broke a 36-year-old school record with 22 stops, including his first career sack, vs. the Utah to earn MWC co-defensive player-of-the-week honors ... His 22 tackles tie for third nationally in 2007 ... Nine stops and a career-high 2 PBUs vs. New Mexico ... Nine stops with 1.5 behind the line of scrimmage in the win over Wyoming ... Eight tackles at UNLV ... Leads the MWC in tackles per conference outing (11.2) and is 32nd nationally overall (10.0).

ALLEN'S CAREER STATISTICS

Career Statistics	G	UA-AT-TT	TFL-Yds.	Sacks	Int.	PBU	FF	FR
2005	12	32-29-61	1.0-3	0-0	2-0	3	0	0
2006	12	48-40-88	6.0-11	0-0	0-0	1	0	0
2007	9	54-36-90	5.5-18	1.0-6	1-0	5	0	1
Totals	33	134-105-239	12.5-32	1.0-6	3-0	9	0	1

Career Highs: Tackles: 22 at Utah (10/13/07); TFL: 2 vs. UTEP (8/31/06); Sacks: 1 at Utah (10/13/07); INTs: 1 vs. PSU (9/22/07), at UNLV (10/8/05), at CSU (11/12/05); PBU: 2 vs. UNM (10/20/07); FR: 1, vs. PSU (9/22/07).

ALLEN GAME-BY-GAME

	G	UA-AT-TT	TFL-Yds.	Sacks	Int.	PBU	FF	FR
UCLA (9/3/05)	1	1-2-3	0-0	0-0	0	0	0	0
at Air Force (9/10/05)*1	1	1-3-4	0-0	0-0	0	0	0	0
at Ohio St. (9/17/05)	1	3-1-4	0-0	0-0	0	0	0	0
San Jose St. (9/24/05)	1	2-0-2	0-0	0-0	0	1	0	0
BYU (10/1/05)	1	6-4-10	0-0	0-0	0	0	0	0
at UNLV (10/8/05)*	1	2-2-4	0-0	0-0	1-0	0	0	0
at Utah (10/15/05)*	1	0-2-2	0-0	0-0	0	1	0	0
UNM (10/22/05)*	1	5-3-8	0-0	0-0	0	0	0	0
TCU (10/29/05)*	1	2-2-4	0-0	0-0	0	1	0	0
at CSU (11/12/05)*	1	4-4-8	0-0	0-0	1-0	0	0	0
WYO (11/19/05)*	1	4-4-8	0-0	0-0	0	0	0	0
at Hawai'i (12/3/05)	1	2-2-4	1-3	0-0	0	0	0	0
UTEP (8/31/06)*	1	4-0-4	2.0-2	0-0	0	0	0	0
at Wisconsin (9/16/06)*	1	3-6-9	0-0	0-0	0	0	0	0
UTAH (9/23/06)*	1	3-3-6	0-0	0-0	0	0	0	0
at SJSU (9/30/06)*	1	2-5-7	1.0-3	0-0	0	0	0	0
at BYU (10/7/06)*	1	1-4-5	0-0	0-0	0	0	0	0
AFA (10/21/06)*	1	6-8-14	0-0	0-0	0	0	0	0
CAL POLY (10/28/06)*	1	10-0-10	1.0-3	0-0	0	0	0	0
at Wyoming (11/4/06)*	1	2-4-6	0-0	0-0	0	1	0	0
UNLV (11/11/06)*	1	5-2-7	1.0-2	0-0	0	0	0	0
at TCU (11/18/06)*	1	7-1-8	1.0-1	0-0	0	0	0	0
at UNM (11/25/06)*	1	0-4-4	0-0	0-0	0	0	0	0
CSU (12/2/06)*	1	5-3-8	0-0	0-0	0	0	0	0

vs. Wash. St. (9/8/07)*	1	4-3-7	0-0	0-0	0	0	0	0
at ASU (9/15/07)*	1	3-2-5	0-0	0-0	0	0	0	0
PSU (9/22/07)*	1	4-3-7	0-0	0-0	1-0	1	0	1
CINCINNATI (9/29/07)*	1	11-4-15	1.0-1	0-0	0-0	1	0	0
at CSU (10/6/07)*	1	6-2-8	0-0	0-0	0-0	0	0	0
at Utah (10/13/07)*	1	10-12-22	1.5-8	1.0-6	0-0	0	0	0
UNM (10/20/07)*	1	4-5-9	0.5-3	0-0	0-0	2	0	0
WYO (11/3/07)*	1	7-2-9	1.5-4	0-0	0-0	1	0	0
at UNLV (11/10/07)*	1	5-3-8	1.0-2	0-0	0-0	0	0	0

* = Game started

2007 Highs: Tackles: 22 at Utah (10/13/07); TFL: 1.5 vs. WYO (11/3/07), at Utah (10/13/07); Sack: 1.0 at Utah (10/13/07); INTs: 1 vs. PSU (9/22/07); PBU: 2 vs. UNM (10/20/07); FR: 1 vs. PSU (9/22/07).



▶ #54 FRED AMANO

OL, 6-1, 290, Sr.-1L,
San Diego, Calif. (Southeast Missouri State)

Made the move from defensive to offensive line this past summer ... Played his first season with the Aztecs in 2006, after competing two seasons at NCAA I-AA Southeast Missouri State (Cape Girardeau, Mo.) ... Did not play in 2005 due to NCAA transfer rules ... Hampered by injury throughout last season, playing in only six games on the defensive line ... Also missed 2007 spring drills due to injury ... SDSU scholar-athlete in the fall of 2006 ... Nine career tackles.

2007: Started at left guard in his first career game on the offensive line versus Washington State ... Second and third appearances in the starting lineup at ASU and versus Portland State ... Starter against No. 24 Cincinnati and at CSU and Utah ... Reserve vs. New Mexico, Wyoming and UNLV ... Listed as the starter at right guard.

▶ #20 RAY BASS

S, 6-0, 195, Sr.-1L,
Corona, Calif. (Hawai'i)

Came to SDSU in the fall of 2005, sitting out due to NCAA transfer rules ... Started six times at safety in his first official season in 2006 ... Speedy defender and solid all-around athlete ... Has started at both rightside and leftside safety ... Eighth in the MWC in kickoff return average (20.5 ypr.) in 2006.

2007: Led the Aztecs in tackles with a then career-best nine in the opener with Washington State from his strong safety position ... Five stops at ASU and versus Portland State ... Tied a then career and season-high with nine tackles and added two PBU against No. 24 Cincinnati ... Made three tackles and recovered a fumble on special teams at CSU ... Career-high 14 stops at Utah ... Eight tackles vs. UNM, WYO and seven at UNLV.

BASS' CAREER STATISTICS

Career Statistics	G	UA-AT-TT	TFL-Yds.	Sacks	Int.	PBU	FF	FR
2006	12	32-7-39	4.0-6	0-0	2-49	5	1	0
2007	9	47-21-68	2.0-6	0-0	0-0	2	0	1-0
Totals	21	79-28-107	6.0-12	0-0	2-49	7	1	1-0

Career Highs: Tackles: 14 at Utah (10/13/07); TFL: 1, four times; INT: 1, vs. UNLV (11/11/06), vs. UTEP (8/31/06); PBU: 2, vs. Cincinnati (9/29/07), vs. AFA (10/21/06); FF: 1 at BYU (10/7/06); FR: 1 at CSU (10/6/07).

BASS GAME-BY-GAME

	G	UA-AT-TT	TFL-Yds.	Sacks	Int.	PBU	FF	FR
UTEP (8/31/06)	1	2-0-2	0-0	0-0	1-0	0	0	0
at Wisconsin (9/16/06)	1	0-0-0	0-0	0-0	0	0	0	0
UTAH (9/23/06)	1	3-0-3	1.0-1	0-0	0	1	0	0
at SJSU (9/30/06)*	1	0-0-0	0-0	0-0	0	0	0	0
at BYU (10/7/06)*	1	4-0-4	0-0	0-0	0	0	1	0
AFA (10/21/06)*	1	3-1-4	1.0-3	0-0	0	2	0	0
CAL POLY (10/28/06)	1	0-0-0	0-0	0-0	0	0	0	0

> SDSU UPDATED PLAYER BIOS

at Wyoming (11/4/06)	1	3-1-4	0-0	0-0	0	0	0	0
UNLV (11/11/06)*	1	8-0-8	1.0-1	0-0	1-49	1	0	0
at TCU (11/18/06)*	1	4-1-5	1.0-1	0-0	0	1	0	0
at UNM (11/25/06)*	1	4-4-8	0-0	0-0	0	0	0	0
CSU (12/2/06)	1	1-0-1	0-0	0-0	0	0	0	0
vs. Wash. St. (9/8/07)*	1	8-1-9	0-0	0-0	0	0	0	0
at ASU (9/15/07)*	1	3-2-5	0-0	0-0	0	0	0	0
PSU (9/22/07)*	1	3-2-5	0-0	0-0	0	0	0	0
CINCINNATI (9/29/07)*	1	6-3-9	0-0	0-0	0	2	0	0
at CSU (10/6/07)*	1	3-0-3	0-0	0-0	0	0	0	1-0
at Utah (10/13/07)*	1	6-8-14	0.5-1	0-0	0	0	0	0
UNM (10/20/07)*	1	7-1-8	1.0-2	0-0	0	0	0	0
WYO (11/3/07)*	1	7-1-8	0.5-3	0-0	0	0	0	0
at UNLV (11/10/07)*	1	4-3-7	0-0	0-0	0	0	0	0

* = Game started

2007 Highs: Tackles: 14 at Utah (10/13/07); TFL: 1.0 at UNM (10/20/07); PBU: 2 vs. Cincinnati (9/29/07); FR: 1 at CSU (10/6/07).



▶ #37 BRANDON BORNES

RB, 6-1, 225, Sr.-3L, Vista, Calif. (Rancho Buena Vista HS)

A major contributor in his first three years of competition ... Took over starting running-back duties down the stretch in 2004, and also spent his freshman season returning kickoffs ... A physical runner who is rarely brought down by one defender ... Starter at halfback last year and is at the top of the depth chart at tailback in 2007 ...

Reached the 1,000 career mark in rushing yards at BYU in 2006 ... SDSU scholar-athlete in spring 2006.

2007: Starter at tailback vs. WSU, carrying seven times for 72 yards and a touchdown ... His career-long 59-yard touchdown in the first half against the Cougars, was the Aztecs' longest run from scrimmage since October 2005 ... Also had three catches for 25 yards ... Leading rusher for second straight outing, logging 12 carries for 73 yards, including a long of 41 at ASU ... Season-high 16 carries against Portland State, including one for a TD, and added four catches for 33 yards ... Career-high five receptions vs. Cincinnati ... Tied season high with 16 carries against New Mexico ... 15-yard TD run against UNLV.

BORNES' CAREER STATISTICS

Career Statistics	Rushing					Receiving			
	G	Att.	Yds.	TD	Avg.	No.	Yds.	TD	Avg.
2004	11	133	578	6	4.3	3	27	0	9.0
2005	12	92	369	2	4.0	12	72	0	6.0
2006	12	62	252	2	4.1	7	92	1	13.1
2007	9	82	331	3	4.0	14	101	0	7.2
Totals	44	369	1,530	13	4.1	36	292	1	8.1

Career Highs: Carries: 28 at Air Force (11/13/04); Rushing Yards: 112 vs. Utah (10/30/04); Rushing TDs: 2 at Air Force (11/13/04); Long Rush: 59 vs. WSU (9/8/07); Receptions: 5 vs. Cincinnati (9/29/07); Receiving Yards: 61 at UNM (11/25/06); Receiving TDs: 1 at New Mexico (11/25/06); Long Reception: 28 at UNM (11/25/06).

BORNES GAME-BY-GAME

	Rushing				Receiving			
	Att.	Yds.	TD	Avg.	No.	Yds.	TD	Avg.
Idaho State (9/4/04)	8	46	1	5.8	0	0	0	0.0
at Michigan (9/18/04)	2	2	0	1.0	0	0	0	0.0
Nevada (9/25/04)	9	59	1	6.6	0	0	0	0.0
at UCLA (10/2/04)*	9	62	1	6.9	0	0	0	0.0
at Wyoming (10/9/04)	4	9	0	2.3	0	0	0	0.0
Colorado State (10/16/04)	5	27	0	5.4	0	0	0	0.0
at New Mexico (10/23/04)	11	22	0	2.0	0	0	0	0.0
Utah (10/30/04)	17	112	0	6.6	1	2	0	2.0
at BYU (11/6/04)	19	60	1	3.2	1	12	0	12.0
at Air Force (11/13/04)*	28	103	2	3.7	0	0	0	0.0

UNLV (11/20/04)*	21	76	0	3.6	1	13	0	13.0
UCLA (9/3/05)	4	21	0	5.3	3	31	0	10.3
at Air Force (9/10/05)	2	19	0	9.5	1	9	0	9.0
at Ohio St. (9/17/05)	3	6	0	2.0	0	0	0	0.0
San Jose St. (9/24/05)	8	29	0	3.6	1	5	0	5.0
BYU (10/1/05)	18	77	1	4.3	1	7	0	7.0
at UNLV (10/8/05)*	11	33	0	3.0	3	3	0	1.0
at Utah (10/15/05)*	25	78	0	3.1	1	9	0	9.0
UNM (10/22/05)*	2	32	0	16.0	1	2	0	2.0
TCU (10/29/05)*	4	14	0	3.5	0	0	0	0.0
at CSU (11/12/05)	6	23	0	3.8	0	0	0	0.0
WYO (11/19/05)*	4	25	1	6.2	1	6	0	6.0
at Hawai'i (12/3/05)	5	12	0	2.4	0	0	0	0.0
UTEP (8/31/06)	1	-3	0	0.0	0	0	0	0.0
at Wisconsin (9/16/06)	1	3	0	3.0	0	0	0	0.0
UTAH (9/23/06)*	4	10	0	2.5	0	0	0	0.0
at SJSU (9/30/06)	8	35	0	4.4	0	0	0	0.0
at BYU (10/7/06)*	9	31	1	3.4	2	18	0	9.0
AFA (10/21/06)	1	14	0	14.0	0	0	0	0.0
CAL POLY (10/28/06)*	1	3	0	3.0	1	9	0	9.0
at WYO (11/4/06)*	1	4	0	4.0	0	0	0	0.0
UNLV (11/11/06)*	16	60	1	3.8	0	0	0	0.0
at TCU (11/18/06)	4	8	0	2.0	0	0	0	0.0
at UNM (11/25/06)*	7	29	0	4.1	3	61	1	20.3
CSU (12/2/06)*	9	58	0	6.4	1	4	0	4.0
vs. WSU (9/8/07)*	7	72	1	10.3	3	25	0	8.3
at ASU (9/15/07)*	12	73	0	6.1	0	0	0	0.0
PSU (9/22/07)*	16	56	1	3.5	4	33	0	8.3
CINCINNATI (9/29/07)*	9	19	0	2.1	5	30	0	6.0
at CSU (10/6/07)*	9	40	0	4.5	1	5	0	5.0
at Utah (10/13/07)*	5	6	0	1.2	1	8	0	8.0
UNM (10/20/07)*	16	38	0	2.4	0	0	0	0.0
WYO (11/3/07)	4	2	0	0.5	0	0	0	0.0
at UNLV (11/10/07)*	4	25	0	6.2	0	0	0	0.0

* = Game started

2007 Highs: Carries: 16 vs. UNM (10/20/07), vs. PSU (9/22/07); Rushing Yards: 73 at ASU (9/15/07); Rushing TDs: 1, at UNLV (11/10/07), vs. PSU (9/22/07), vs. WSU (9/8/07); Long Rush: 59 vs. WSU (9/8/07); Receptions: 5 vs. Cincinnati (9/29/07); Receiving Yards: 33 vs. PSU (9/22/07); Long Reception: 24 vs. PSU (9/22/07).



▶ #40 COREY BOUDREAUX

S, 6-1, 220, Sr.-SQ, Orange, Calif. (Mater Dei HS)

A speedy secondary player who originally joined the squad as a receiver ... Saw his first career action on special teams a year ago ... Member of the team's 2003 signing class ... Listed as the starter at free safety ... One of six former walk-ons to earn scholarships this fall.

2007: Starter at free safety against WSU, making his first five career tackles ... Team game-high in tackles in each of the last two outings, with eight at ASU and versus Portland State ... First two career PBUs against the Sun Devils and first career TFL in the game with the Vikings ... Missed most of the Cincinnati contest due to injury ... Returned to the field against Colorado State, recording three stops and a critical PBU in the end zone ... Had a career-high 13 tackles and added an interception, TFL, forced fumble and two PBU at Utah ... Two pass break ups vs. New Mexico ... Team game-high 12 tackles in the win over Wyoming.

BOUDREAUX'S CAREER STATISTICS

Career Statistics	G	UA-AT-TT	TFL-Yds.	Sacks	Int.	PBU	FF	FR
2006	2	0-0-0	0-0	0-0	0-0	0	0	0
2007	9	35-20-55	3.0-12	0-0	1-13	8	1	0
Totals	11	35-20-55	3.0-12	0-0	1-13	8	1	0

Career/2007 Highs: Tackles: 13 at Utah (10/13/07); TFLs: 1.0 at UNLV (11/10/07), at Utah (10/13/07), vs. PSU (9/22/07); INT: 1 at Utah (10/13/07);


> SDSU UPDATED PLAYER BIOS

PBUs: 2 vs. UNM (10/20/07), at Utah (10/13/07), at ASU (9/15/07); FF: 1 at Utah (10/13/07).

BOUDREAUX 2007 GAME-BY-GAME

	G	UA-AT-TT	TFL-Yds.	Sacks	Int.	PBU	FF	FR
vs. Wash. St. (9/8/07)*	1	3-2-5	0-0	0-0	0-0	0	0	0
at ASU (9/15/07)*	1	5-3-8	0-0	0-0	0-0	2	0	0
PSU (9/22/07)*	1	5-3-8	1.0-4	0-0	0-0	1	0	0
CINCINNATI (9/29/07)*	1	0-1-1	0-0	0-0	0-0	0	0	0
at CSU (10/6/07)*	1	3-0-3	0-0	0-0	0-0	1	0	0
at Utah (10/13/07)*	1	5-8-13	1.0-3	0-0	1-13	2	1	0
UNM (10/20/07)*	1	2-1-3	0-0	0-0	0-0	2	0	0
WYO (11/3/07)*	1	9-3-12	0-0	0-0	0-0	0	0	0
at UNLV (11/10/07)*	1	2-0-2	1.0-5	0-0	0-0	0	0	0

* = Game started



▶ #80 VINCENT BROWN

WR, 6-0, 175, Fr.-HS, Rancho Cucamonga, Calif. (Rancho Cucamonga HS)

A true freshman has seen time at both wideout and in the return game ... Starter at the R receiver, who is third in school season history in most receptions by a freshman and fourth in most receiving yards.


2007: One of four true freshmen to see action in the opener with Washington State ... Returned six kickoffs for 146

yards with a long of 33 yards ... His 146 yards rank sixth in SDSU single-game history ... Logged his first two career receptions at ASU ... Also returned four kickoffs for 109 yards ... Scored his first career touchdown on a 62-yard reception against Portland St. ... Season-long 49-yard kickoff return to start the game with the Vikings ... Returned eight kickoffs to tie a school single-game record against No. 24 Cincinnati for 142 yards ... Three catches for 61 yards, including a long of 46 yards, in the win over CSU ... Career and team season-high nine catches against New Mexico for 58 yards ... Game-winning 27-yard TD reception with 1:06 left in the game against Wyoming ... Caught four passes for 52 yards versus the Cowboys ... Four receptions in the win at UNLV.

BROWN'S CAREER STATS

Career Statistics	Receiving				
	G	No.	Yds.	TD	Avg.
2007	9	24	295	2	12.3
Kickoff Returns	Att.	Yds.	TD	Avg.	Long
2007	25	547	0	21.9	49

Career/2007 Highs: Receptions: 9 vs. UNM (10/20/07); Receiving Yards: 71 vs. PSU (9/22/07); Receiving TDs: 1 vs. WYO (11/3/07), vs. PSU (9/22/07); Longest Reception: 62 vs. PSU (9/22/07); Kickoff Returns: 8 vs. Cincinnati (9/29/07); Kickoff Return Yards: 146 vs. WSU (9/8/07); Longest Kickoff Return: 49 vs. PSU (9/22/07).



▶ #23 TYLER CAMPBELL

RB, 6-0, 220, Jr.-1L, Austin, Texas (Pasadena JC)

Came to SDSU during fall camp 2005, redshirting the year, but earning offensive scout team player-of-the-year honors ... Backup at halfback and also played on special teams last year ... Hard worker, who is listed as the backup at fullback in 2007 ... SDSU scholar-athlete.

2007: Played on offense and special teams in every game this year ... Made one special teams tackle in both of the first two contests and against Cincinnati ... First carry of the season for two yards at CSU ... Four-yard gain on two carries at Utah ... One kickoff return for 10 yards against New Mexico ... Three special teams tackles against Wyoming.

CAMPBELL'S CAREER STATISTICS

Career Statistics	Rushing	Receiving
-------------------	---------	-----------

	G	Att.	Yds.	TD	Avg.	No.	Yds.	TD	Avg.
2006	12	10	7	2	0.7	0	0	0	0.0
2007	9	3	6	0	2.0	0	0	0	0.0
Totals	21	13	13	2	1.0	0	0	0	0.0

Career Highs: Carries: 3 vs. UNLV (11/11/06); Rushing Yards: 5 vs. UNLV (11/11/06); Rushing TD: 1 at BYU (10/7/06), at SJSU (9/30/06); Longest KO Return: 19 vs. UTEP (8/31/06).



▶ #51 ZACH CLARKE

LB, 6-2, 225, Jr.-RS, Mission Viejo, Calif. (Saddleback JC)

Member of the scout team in 2006 after playing on the junior college level ... Backup at strongside linebacker.

2007: Played in the team's first five contests, logging two stops versus both WSU and Portland State ... Did not play against Utah, but returned vs. New Mexico, making a career-best four tackles ... DNP vs. Wyoming or UNLV.

CLARKE'S CAREER STATISTICS

Career Statistics	G	UA-AT-TT	TFL-Yds.	Sacks	Int.	PBU	FF	FR
2007	6	5-3-8	0-0	0-0	0-0	0	0	0

Career/2007 Highs: Tackles: 4 vs. UNM (10/20/07).



▶ #2 TRAVIS CRAWFORD

S, 6-0, 220, Jr.-TR, Chula Vista, Calif. (Southwestern JC)

Junior college transfer who signed with the Aztecs in December 2006 ... Backup at strong safety behind starter Ray Bass ... Majority of his action on special teams this season.

2007: Played in five games ... First tackle in the opener with Washington State ... Special teams stop at UNLV.

CRAWFORD'S CAREER STATISTICS

Career Statistics	G	UA-AT-TT	TFL-Yds.	Sacks	Int.	PBU	FF	FR
2007	6	1-1-2	0-0	0-0	0-0	0	0	0

Career/2007 Highs: Tackles: 1 vs. WSU (9/8/07).



▶ #41 TONY DEMARTINIS

DL, 6-5, 255, So.-1L, Sun Valley, Calif. (Notre Dame HS)

Backup at defensive end the last two seasons ... SDSU scholar-athlete.

2007: Had one assisted tackle in the loss to Washington State ... Two tackles at Arizona State ... Played but did not log a stat against Portland State ... One solo effort vs. Cincinnati ... Career-best three tackles in the win over

CSU ... One stop in the wins over Wyoming and UNLV.

DEMARTINIS' CAREER STATISTICS

Career Statistics	G	UA-AT-TT	TFL-Yds.	Sacks	Int.	PBU	FF	FR
2006	10	2-4-6	1.0-1	0-0	0-0	0	0	0
2007	9	6-3-9	0-0	0-0	0-0	0	0	0
Totals	19	8-7-15	1.0-1	0-0	0-0	0	0	0

Career Highs: Tackles: 3 at CSU (10/6/07); TFL: 1 at BYU (10/7/06).

2007 Highs: Tackles: 3 at CSU (10/6/07).



▶ #62 BRANDYN DOMBROWSKI

OL, 6-6, 330, Sr.-3L, Henderson, Nev. (Green Valley HS)

Three-year returning starter ... Started 32 career games, including a string of 28 straight from 2004-06 ... A starter at left guard.

2007: Did not play in the opening two games ... A reserve

> SDSU UPDATED PLAYER BIOS

in four games contests, before making his first starts of the season at left guard against New Mexico, Wyoming and UNLV.



▶ #60 TOMMIE DRAHEIM

OL, 6-4, 275, Fr.-HS,
Lakeside, Calif. (El Capitan HS)

A true freshman, who was an all-CIF and all-state pick out of high school ... Listed as one of two backups at center, a position that returned no one with previous starting experience entering 2007.

2007: Did not see action in the first nine contests.



▶ #11 MARTRELL FANTROY

DB, 6-1, 215, Fr.-RS,
Las Vegas, Nev. (Bishop Gorman HS)

An athletic, physical secondary player ... Is the backup at free safety behind Corey Boudreaux.

2007: Played in all of the team's games this season for the most part on special teams ... Saw his first extensive action in the secondary against Cincinnati, making his first two career tackles and logging his first career interception ...

Second pick of the season against New Mexico, returning it 45 yards to set up an Aztec touchdown ... Also added two tackles against the Lobos ... Career-best three solos in the win over Wyoming ... First career touchdown in his hometown of Las Vegas, picking off a pass and returning it 55 yards for a score in the fourth quarter against UNLV ... Added a career-best six stops versus the Rebels.

FANTROY'S CAREER STATISTICS

Career Statistics	G	UA-AT-TI	TFL-Yds.	Sacks	Int.	PBU	FF	FR
2007	9	12-1-13	0-0	0-0	2-45	0	0	0

Career/2007 Highs: Tackles: 6 at UNLV (11/10/07); INT: 1 at UNLV (11/10/07); vs. UNM (10/27/07), vs. Cincinnati (9/29/07).



▶ #92 SIAOSI FIFITA

DL, 6-4, 250, Jr.-2L,
Van Nuys, Calif. (Birmingham HS)

A key reserve for the Aztecs in his first two seasons ... A back up at rush end entering the Air Force game.

2007: Made his first start since 2005, and his third overall vs. WSU ... Matched his career high with three tackles in the opener ... Starter against ASU and PSU, making two stops in each outing ... First career tackle for loss versus

Portland State ... In the starting rotation versus Cincinnati and at CSU ... One tackle and one quarterback hurry in the win over the Rams ... Half tackle for loss of three yards at Utah ... One stop vs. New Mexico ... Career game in the win over Wyoming, recording 4.5 tackles for a loss of 18 yards and 2.5 sacks for a loss of 13 yards ... All of his career-high tackles were behind the line of scrimmage vs. the Cowboys ... Two stops at UNLV.

FIFITA'S CAREER STATISTICS

Career Statistics	G	UA-AT-TI	TFL-Yds.	Sacks	Int.	PBU	FF	FR
2005	12	3-7-10	0-0	0-0	0-0	0	0	0
2006	11	0-5-5	0-0	0-0	0-0	0	0	0
2007	9	9-8-17	6.0-23	2.5-13	0-0	0	0	0
Totals	32	12-20-32	6.0-23	2.5-13	0-0	0	0	0

Career Highs: Tackles: 5 vs. WYO (11/3/07); TFL: 4.5 vs. WYO (11/3/07); Sacks: 2.5 vs. WYO (11/3/07); **2007 Highs:** Tackles: 5 vs. WYO (11/3/07); TFL: 4.5 vs. WYO (11/3/07); Sacks: 2.5 vs. WYO (11/3/07);



▶ #22 LYNELL HAMILTON

RB, 6-0, 235, Sr.-3L,
Stockton, Calif. (Edison HS)

Will look for a solid senior campaign after battling injuries most of his career ... SDSU's top rusher each of his first two competitive campaigns on Montezuma Mesa ... 2006 Maxwell Award watch list (collegiate player of the year) ... 2,052 career rushing yards is 10th in SDSU history, while his 480 carries are sixth ... Is the 10th Aztec to run for 2,000 yards ... Has recorded eight career 100-yard rushing games and four with at least 150 yards ... Three-time Doak Walker Award nominee (top collegiate running back) ... Spent the 2004 season on the redshirt list as he continued to recover from the broken ankle that ended his rookie season ... Arrived on Montezuma Mesa in 2003 as one of the most decorated recruits in nearly two decades and lived up to the hype by producing the best rookie season by an Aztec since Marshall Faulk ... A first-team freshman All-American by *Rivals.com* and *The Sporting News* ... Mountain West Conference freshman of the year and just the second player in league history named first-team all-conference as a freshman ... The only offensive player in the country to make first-team all-league as a frosh in 2003.

2007: Had one carry vs. Washington State and also made one tackle on special teams ... Logged minutes on special teams and on offense at Arizona State ... Starter at fullback vs. PSU, recording one carry for a yard ... Second career TD reception on his first catch of the year versus Cincinnati from seven yards out ... Did not play against CSU due to injury ... Returned in the last four games, but did not log any stats.

HAMILTON'S CAREER STATISTICS

Career Statistics	Rushing					Receiving			
	G	Att.	Yds.	TD	Avg.	No.	Yds.	TD	Avg.
2003	10	234	1087	4	4.6	13	100	1	7.7
2004	DNP - Redshirt								
2005	11	190	819	9	4.3	26	144	0	5.5
2006	5	54	145	1	2.7	15	102	0	6.8
2007	7	2	1	0	0.5	1	7	1	7.0
Totals	34	480	2,052	14	4.3	55	353	2	6.4

Career Highs: Carries: 40 vs. Wyoming (10/25/03); Rushing Yards: 220 vs. Samford (9/20/03); Rushing TDs: 2, three times; Longest Rush: 53 vs. BYU (10/1/05); Receptions: 6 vs. UTEP (8/31/06), at Wisconsin (9/16/06); Receiving Yards: 64 vs. UTEP (8/31/06); Long Rec.: 36 vs. UTEP (8/31/06).

HAMILTON GAME-BY-GAME

	Rushing				Receiving				
	Att.	Yds.	TD	Avg.	No.	Yds.	TD	Avg.	
Eastern Wash. (9/30/03)	23	113	2	4.9	0	0	0	0.0	
at Ohio State (9/6/03)	17	69	0	4.1	1	8	0	8.0	
at Texas-El Paso (9/13/03)	22	107	0	4.9	2	26	0	13.0	
Samford (9/20/03)	31	220	1	7.1	2	19	1	9.5	
at UCLA (9/27/03)	20	87	0	4.4	4	12	0	3.0	
BYU (10/4/03)	22	74	0	3.4	1	27	0	27.0	
at Utah (10/11/03)	17	49	0	2.9	1	-4	0	-4.0	
New Mexico (10/18/03)	18	56	1	3.1	1	4	0	4.0	
Wyoming (10/25/03)	40	218	0	5.5	0	0	0	0.0	
at UNLV (11/8/03)	24	94	0	3.9	1	8	0	8.0	
at Colorado State (11/15/03)	DNP-INJ								
Air Force (11/22/03)	DNP-INJ								
UCLA (9/3/05)	24	82	2	3.4	5	35	0	7.0	
at Air Force (9/10/05)	15	65	1	4.3	2	19	0	9.5	
at Ohio St. (9/17/05)	7	10	0	1.4	3	11	0	3.8	
San Jose State (9/24/05)	19	72	1	3.8	4	25	0	6.3	
BYU (10/1/05)	30	161	2	5.4	1	-6	0	-6.0	
at UNLV (10/8/05)	5	14	0	2.8	1	8	0	8.0	
at Utah (10/15/05)	DNP-INJ								
UNM (10/22/05)	9	28	0	3.1	1	7	0	7.0	
TCU (10/29/05)	7	15	0	2.5	1	3	0	3.0	
at CSU (11/12/05)	21	108	1	5.1	2	12	0	6.0	

> SDSU UPDATED PLAYER BIOS

WYO (11/19/05)	27	154	1	5.7	4	16	0	4.0
at Hawai'i (12/3/05)	26	110	1	4.2	2	14	0	7.0
UTEP (8/31/06)*	20	40	1	2.0	6	64	0	10.7
at Wisconsin (9/16/06)*	11	19	0	1.7	6	26	0	4.3
UTAH (9/23/06)*	16	53	0	3.3	3	12	0	4.0
at SJSU (9/30/06)				DNP-INJ				
at BYU (10/7/06)				DNP-INJ				
AFA (10/21/06)				DNP-INJ				
CAL POLY (10/28/06)	4	24	0	6.0	0	0	0	0.0
at WYO (11/4/06)	3	9	0	3.0	0	0	0	0.0
UNLV (11/11/06)				DNP-INJ				
at TCU (11/18/06)				DNP-INJ				
at UNM (11/25/06)				DNP-INJ				
CSU (12/2/06)				DNP-INJ				
vs. WSU (9/8/07)	1	0	0	0.0	0	0	0	0.0
at ASU (9/15/07)	0	0	0	0.0	0	0	0	0.0
PSU (9/22/07)*	1	1	0	1.0	0	0	0	0.0
CINCINNATI (9/29/07)	0	0	0	0.0	1	7	1	7.0
at CSU (10/6/06)				DNP-INJ				
at Utah (10/13/07)	0	0	0	0.0	0	0	0	0.0
UNM (10/20/07)	0	0	0	0.0	0	0	0	0.0
WYO (11/3/07)	0	0	0	0.0	0	0	0	0.0
at UNLV (11/10/07)	0	0	0	0.0	0	0	0	0.0

* = Game started

2007 Highs: Carries: 1, vs. PSU (9/22/07), vs. WSU (9/8/07); Rushing Yards: 1 vs. PSU (9/22/07); Receptions: 1 vs. Cincinnati (9/29/07).



▶ #6 VONNIE HOLMES

DB, 6-0, 170, Jr.-TR,
Palmdale, Calif. (College of the Canyons)

Starter at one cornerback spot ... Joined the Aztecs during fall camp ... One of five SDSU players to attend Palmdale High School ... Full first name is JaVonte.


2007: Had his first career interception in his first career game in the second quarter against Washington State ... Also had a solo tackle vs. the Cougars ... Second pick in as

many games in the fourth of the team's game with Arizona State ... Also had one assisted tackle ... Third interception in three games versus Portland State, tallying one in the fourth quarter ... Also tallied a season-best three stops against the Vikings ... Fourth pick of the year vs. Cincinnati, returning it for a 35-yard touchdown ... First SDSU player to have an INT in four straight games since Eric Lewis in 1995 ... Saw his interception streak end at CSU, but still contributed two tackles in his first career start ... Starter at Utah, recording three stops ... Three stops, including his first for a loss, in the win over Wyoming ... Three tackles, PBU at UNLV ... Is tied for 28th nationally and is third in the MWC in interceptions per game (0.4).

HOLMES' CAREER STATISTICS

Career Statistics	G	UA-AT-TT	TFL-Yds.	Sacks	Int.	PBU	FF	FR
2007	9	13-5-18	0.5-2	0-0	4-65	3	0	0

Career/2007 Highs: Tackles: 3 at UNLV (11/10/07); vs. WYO (11/3/07); at Utah (10/13/07), vs. PSU (9/22/07); TFL: 0.5 vs. WYO (11/3/07); INT: 1, four times; PBU: 1 vs. Cincinnati (9/29/07).



▶ #44 ROMEO HORN

DB, 6-0, 180, Fr.-HS,
Fresno, Calif. (Fresno Edison HS)

Signed a scholarship offer with the Aztecs in June ... Rated as one of the top 20 at his position in California by Scout.com ... Currently the backup behind Aaron Moore at one cornerback position.

2007: Played in every game this season on special teams ...

Made two stops in his collegiate debut against Washington State ... Outstanding game on special teams versus Portland State, logging three tackles ... One stop versus Cincinnati and UNLV.

HORN'S CAREER STATISTICS

Career Statistics	G	UA-AT-TT	TFL-Yds.	Sacks	Int.	PBU	FF	FR
2007	9	5-2-7	0-0	0-0	0-0	0	0	0

Career/2007 Highs: Tackles: 3 vs. PSU (9/22/07).



▶ #17 MICHAEL HUGHES

P/K, 6-1, 195, Sr.-3L,
Moreno Valley, Calif. (Canyon Springs HS)

A tremendous punter who also serves as the backup place-kicker ... Had a breakout season as a sophomore, ranking in the top 10 nationally and finishing with the school's third-best season punting average (44.8) ... Second team all-conference, *College Football News* honorable mention All-American ... Also handled the majority of the kickoff duties in 2005 ... Missed first week of fall camp in 2006 due to an injury to his kicking foot ... 2006 and 2007 Ray Guy Award Watch List ... Second in school history in career punts (215) and yardage (9,077).

2007: Averaged 42 yards on four punts against WSU ... Seven punts for 268 yards at Arizona State, with a long of 55, at ASU ... Successfully converted a fake punt against the Sun Devils, logging a five-yard run for a first down ... Called into service twice against Portland State, nailing a pair of 50-yards with one dropping inside the 20-yard line ... Five punts with a long of 56 yards vs. Cincinnati ... Nine punts for 373 yards at CSU, including a 62-yard boot ... Had four kicks of 50 or more yards at Utah with a long of 59 ... Four of eight punts landed inside the 20 against New Mexico ... Suffered his first career blocked punt (195 attempts) versus the Lobos ... Ten punts for 481 yards (48.1 avg.) in the win over Wyoming ... Had three kicks over 50 yards versus the Cowboys, including a season long 75-yarder, which ranks as the fifth-longest in school history ... First Aztec punter with two kicks of 75 or more yards in his career ... His 10 punts tie for seventh in school game history, while his 481 yards are fourth-best ... Nailed a 63 yarder against UNLV and averaged 47.2 yards on his four punts ... Ranks 19th nationally in punting average.

HUGHES' CAREER STATISTICS

Career Statistics	G	No.	Yds.	Avg.	Long	TB	FC	120	Blk.
2004	11	44	1,670	38.0	58	2	1	12	0
2005	12	67	3,003	44.8	78	10	3	19	0
2006	10	48	1,971	41.1	64	6	7	8	0
2007	9	56	2,433	43.5	75	8	9	10	1
Totals	42	215	9,077	42.1	78	26	20	49	1

Career Highs: Punts: 12 at Wisconsin (9/16/06); Yards: 483 at Ohio St. (9/17/05); Avg.: 52.2 (5-for-261) vs. WYO (11/4/06); Avg.: 78 at UNLV (10/8/07).

2007 Highs: Punts: 10 vs. WYO (11/3/07); Yards: 481 vs. WYO (11/3/07); Avg.: 52.0 (2-for-104) vs. PSU (9/22/07); Long: 75 vs. WYO (11/3/07).



▶ #58 MARC HULL

LB, 6-3, 225, Sr.-3L,
Carson, Calif. (Narbonne HS)

An athletic linebacker who has primarily seen action on special teams ... Listed as one of the backups at weakside linebacker behind Andrew Preston.

2007: Played in eight of nine games this season ... First career interception against Portland State ... One tackle against Cincinnati ... First career start against New Mexico, making a career-high three stops.

HULL'S CAREER STATISTICS

Career Statistics	G	UA-AT-TT	TFL-Yds.	Sacks	Int.	PBU	FF	FR
2004	6	0-0-0	0-0	0-0	0-0	0	0	0
2005	9	0-0-0	0-0	0-0	0-0	0	0	0
2006	12	2-0-2	0-0	0-0	0-0	0	0	1-2
2007	8	2-2-4	0-0	0-0	1-0	0	0	0
Totals	32	4-2-6	0-0	0-0	1-0	0	0	1-2

> SDSU UPDATED PLAYER BIOS

Career/2007 Highs: Tackles: 3 vs. UNM (10/20/07); INT: 1 vs. PSU (9/22/07); FR: 1 vs. AFA (10/21/06).




▶ #50 TRASK IOSEFA

OL, 6-0, 300, Fr.-RS,
Ewa Beach, Hawaii (Punahou HS)

Starter at center ... Joined the Aztecs during the spring semester 2006, after signing in February 2005 ... Participated in 2006 spring practices before redshirting.

2007: Started his first nine career games at center.



▶ #12 SCOTTY JAMES

DB, 5-10, 185, Sr.-1L,
Elsinore, Calif. (Mt. San Jacinto College)

Originally attended SDSU out of high school, but later transferred to Mt. San Jacinto in 2004 to play basketball ... Played with the Eagles' football team in 2005 ... Second on the depth chart at one cornerback spot this year ... Earned second team all-district academic honors by CoSIDA.

2007: Starter at corner in the opener, finishing with a four tackles ... First career PBU at ASU ... Career-best seven stops in the win over PSU ... Played but did not log a tackle vs. Cincinnati ... Played special teams vs. UNM and UNLV ... DNP vs. CSU, Utah or WYO.

JAMES' CAREER STATISTICS

Career Statistics	G	UA-AT-TT	TFL-Yds.	Sacks	Int.	PBU	FF	FR
2006	7	2-1-3	0-0	0-0	0-0	0	0	0
2007	6	6-6-12	0-0	0-0	0-0	2	0	0
Totals	13	8-7-15	0-0	0-0	0-0	2	0	0

Career/2007 Highs: Tackles: 7 vs. PSU (9/22/07); PBU: 1, vs. PSU (9/22/07), vs. ASU (9/15/07).



▶ #88 MATTHEW KAWULOK

TE, 6-2, 235, So.-1L,
Boulder, Colo. (Monarch HS)

Redshirted in 2005, before starting six times in 2006 ... Missed 2006 spring drills with a torn pectoral muscle ... Returned in time for the fall ... Brother is a tight end and wears the same number at Colorado State ... Two-time SDSU scholar-athlete during the 2006 fall and spring semesters.

2007: Played but did not log a catch against Washington State ... First reception of the year at ASU for two yards ... Saw field time in the team's last four outings ... One kickoff return for 10 yards at Utah ... Also returned a kickoff against New Mexico ... DNP vs. Wyoming or UNLV (inj.).

KAWULOK'S CAREER STATISTICS

Career Statistics	Receiving				
	G	No.	Yds.	TD	Avg.
2006	12	5	65	0	13.0
2007	7	1	2	0	2.0
Totals	19	6	67	0	11.1

Career Highs: Receptions: 1, six times; Receiving Yards: 24 vs. AFA (10/21/06); Long Reception: 24 vs. Air Force (10/21/06).

2007 Highs: Receptions: 1, at ASU (9/15/07); Receiving Yards: 2 at ASU (9/15/07); Long Reception: 2 at ASU (9/15/07).



▶ #70 MIKE KRAVETZ

OL, 6-6, 300, Sr.-2L,
Las Vegas, Nev. (Durango HS)

Returned from an ankle injury in 2005, to start all 12 contests as a junior ... Has played in 33 career games, starting 31 times over the past four seasons ... Serves as one of the team's six captains.

2007: Starter at right tackle in every game this year.



▶ #35 LUKE LAOLAGI

LB, 6-1, 230, So.-1L,
Reseda, Calif. (Birmingham HS)

Appeared in the first 10 games of his first competitive season in 2006 ... Played on both special teams and at linebacker ... A talented, hard-hitting player, who is poised to see plenty of playing time in the Aztecs' talented linebacking corps this season ... Starter at middle linebacker.

2007: Notched his first start at against Washington State, coming up with eight tackles and his first career PBU ... Five stops at Arizona State and added three, including one for loss, versus Portland State ... Seven tackles with five solos against No. 24 Cincinnati ... Five stops at CSU ... Had 11 tackles at Utah and a PBU ... Career-high for second straight outing against New Mexico, tallying a team game-high 13 stops to go with a TFL and a PBU ... Third straight outing with 10 or more tackles, logging 10 solos in the win over Wyoming ... Added a career-best 4.0 TFL and his first career sack ... Eighth in the MWC in tackles per conference game (8.8/g).

LAOLAGI'S CAREER STATISTICS

Career Statistics	G	UA-AT-TT	TFL-Yds.	Sacks	Int.	PBU	FF	FR
2006	10	7-3-10	1.0-2	0-0	0-0	0	0	0
2007	9	33-34-67	5.0-16	1.0-5	0-0	3	0	0
Totals	19	40-37-77	6.0-18	1.0-5	0-0	3	0	0

Career Highs: Tackles: 13 vs. UNM (10/20/07); TFL: 4.0 vs. WYO (11/3/07); Sack: 1.0 vs. WYO (11/3/07); PBU: 1, at UNM (10/20/07), at Utah (10/13/07), vs. WSU (9/8/07).

LAOLAGI GAME-BY-GAME

	G	UA-AT-TT	TFL-Yds.	Sacks	Int.	PBU	FF	FR
UTEP (8/31/06)	1	0-0-0	0-0	0-0	0-0	0	0	0
at Wisconsin (9/16/06)	1	0-1-1	0-0	0-0	0-0	0	0	0
UTAH (9/23/06)	1	0-0-0	0-0	0-0	0-0	0	0	0
at SJSU (9/30/06)	1	0-1-1	0-0	0-0	0-0	0	0	0
at BYU (10/7/06)	1	2-1-3	0-0	0-0	0-0	0	0	0
AFA (10/21/06)	1	0-0-0	0-0	0-0	0-0	0	0	0
CAL POLY (10/28/06)	1	3-0-3	1.0-2	0-0	0-0	0	0	0
at Wyoming (11/4/06)	1	1-0-1	0-0	0-0	0-0	0	0	0
UNLV (11/11/06)	1	1-0-1	0-0	0-0	0-0	0	0	0
at TCU (11/18/06)	1	0-0-0	0-0	0-0	0-0	0	0	0
at UNM (11/25/06)			DNP-INJ					
CSU (12/2/06)			DNP-INJ					

vs. Wash. St. (9/8/07)*	1	1-7-8	0-0	0-0	0-0	1	0	0
vs. ASU (9/15/07)*	1	2-3-5	0-0	0-0	0-0	0	0	0
PSU (9/22/07)*	1	1-2-3	0.5-4	0-0	0-0	0	0	0
CINCINNATI (9/29/07)*	1	5-2-7	0-0	0-0	0-0	0	0	0
at CSU (10/6/07)*	1	3-2-5	0-0	0-0	0-0	0	0	0
at Utah (10/13/07)*	1	3-8-11	0-0	0-0	0-0	1	0	0
UNM (10/20/07)*	1	6-7-13	0.5-1	0-0	0-0	1	0	0
WYO (11/3/07)*	1	10-0-10	4.0-11	1.0-5	0-0	0	0	0
at UNLV (11/10/07)*	1	2-3-5	0-0	0-0	0-0	0	0	0

* = Game started

2007 Highs: Tackles: 13 vs. UNM (10/20/07); TFL: 4.0 vs. WYO (11/3/07); Sack: 1.0 vs. WYO (11/3/07); PBU: 1 vs. UNM (10/20/07), at Utah (10/13/07); vs. WSU (9/8/07).



▶ #66 ERNIE LAWSON

DL, 6-3, 300, Fr.-RS,
Vallejo, Calif. (St. Patrick-St. Vincent HS)

Backup at defensive tackle behind Ornan Nwansi... Redshirted a year ago.

2007: Has played in all eight contests in his first competitive season ... One stop vs. WSU, PSU, Colorado State and

> SDSU UPDATED PLAYER BIOS

New Mexico ... Career-high four tackles at Utah ... First career PBUs against UNM and Portland State ... One solo at UNLV.

LAWSON'S CAREER STATISTICS

Career Statistics	G	UA-AT-TT	TFL-Yds.	Sacks	Int.	PBU	FF	FR
2007	9	3-6-9	0-0	0-0	0-0	2	0	0

Career/2007 Highs: Tackles: 4 at Utah (10/13/07).



▶ #59 LANCE LOUIS

OL, 6-3, 285, Jr.-2L,
New Orleans, La. (Landry HS)

Moved from tight end to offensive line at the end of August ... Made a quick transition and is already listed as the backup at right guard ... Played in 19 career contests at tight end from 2004-05, but sat out the 2006 campaign, recovering from a torn ACL in his left knee during the team's second scrimmage of spring drills in 2006 ... Has 14 career catches for 195 yards and a TD.

2007: Made his debut at right guard in the opener with Washington State ... A reserve in five of nine outings this season.



▶ #36 BRETT MARTIN

LB, 6-0, 220, Sr.-3L,
Corona, Calif. (Centennial HS)

A talented member of San Diego State's linebacking corps ... An intense competitor and energetic, speedy backer whose role will continue to grow ... A backup at middle linebacker entering the Wyoming game.

2007: Logged his 10th career start in the game with Washington State ... Had six assisted tackles and a pair of quarterback hurries from his weakside linebacker spot ... Three assisted stops in the loss at ASU ... Made two tackles as a reserve versus Portland St., before leaving the game with a knee injury ... Did not play in last six contests.

MARTIN'S CAREER STATISTICS

Career Statistics	G	UA-AT-TT	TFL-Yds.	Sacks	Int.	PBU	FF	FR
2004	7	8-1-9	0-0	0-0	0	0	0	0
2005	9	12-18-30	2.5-4	0-0	1-23	2	1	0
2006	12	15-13-28	0.5-6	0.5-6	0-0	1	0	0
2007	3	2-9-11	0-0	0-0	0-0	0	0	0
Totals	31	37-41-78	3.0-10	0.5-6	1-23	3	1	0

Career Highs: Tackles: 7 vs. AFA (10/21/06); TFL: 1.0 vs. UNM (10/22/05), at UNLV (10/8/05); Sacks: 0.5 vs. CSU (12/2/06); INT: 1 vs. TCU (10/29/05); PBU: 2 at Ohio St. (9/17/05); FF: 1 at Air Force (9/10/05).




▶ #74 MIKE MATAMUA

OL, 6-4, 280, Fr.-HS,
Kapolei, Hawaii (Kapolei HS)

Backup at left tackle ... Was rated the No. 11 recruit coming out of high school in the state of Hawaii by *Rivals.com* ... Went to the same high school as sophomore offensive lineman Ikaika Aken-Moleta.

2007: Dressed but did not see any field time in the opening nine games.



▶ #34 JERRY MILLING

LB, 5-10, 230, So.-1L,
Palmdale, Calif. (Palmdale HS)

Projected starter at linebacker during fall camp, before fracturing a bone in his left foot ... Missed first seven games this season ... One of the back ups at weakside linebacker.

2007: Has not seen any action after injuring his left foot

during fall camp ... Returned to practice during the week of Oct. 22 ... Played on special teams vs. Wyoming and UNLV ... One tackle at UNLV.

MILLING'S CAREER STATISTICS

Career Statistics	G	UA-AT-TT	TFL-Yds.	Sacks	Int.	PBU	FF	FR
2006	9	2-1-3	0-0	0-0	0-0	0	0	0
2007	2	1-0-1	0-0	0-0	0-0	0	0	0
Totals	11	3-1-4	0-0	0-0	0-0	0	0	0

Career Highs: Tackles: 1 at UNLV (11/10/07), vs. CSU (12/2/07), at SJSU (9/30/06), vs. UTEP (8/31/06).



▶ #43 AARON MOORE

DB, 6-0, 190, So.-1L,
Tampa, Fla. (Jefferson HS)

An athletic defensive back who saw extensive playing time a year ago as both a reserve and starter ... One of two current Aztecs from Jefferson High School in Tampa, Fla. ... Redshirted in 2005 ... Nine career starts.

2007: Starter at one cornerback spot, making a career-high eight tackles and logging one PBU against WSU ... Six stops versus ASU and PSU ... Also had a career-best two PBU in the win over the Vikings ... First career INT and three solo tackles against No. 24 Cincinnati ... Had a pick for the second game in a row at CSU ... Five tackles at Utah ... Third career INT against UNM ... Also had six tackles and a career-best 1.5 tackles for loss versus the Lobos ... Four tackles, two PBUs and his fourth pick of the year in the fourth quarter of the win over Wyoming ... Tied career-best with eight stops at UNLV ... Added a career-high 2.0 TFL vs. Rebels ... Tied for 88th nationally in int./g (0.4).

MOORE'S CAREER STATISTICS

Career Statistics	G	UA-AT-TT	TFL-Yds.	Sacks	Int.	PBU	FF	FR
2006	10	15-5-20	1.0-4	0-0	0	1	0	0
2007	9	32-16-48	3.5-6	0-0	4-18	5	0	0
Totals	19	47-21-68	4.5-10	0-0	4-18	6	0	0

Career Highs: Tackles: 8 at UNLV (11/10/07), vs. WSU (9/8/07); TFL: 2.0 at UNLV (11/3/07); INT: 1, vs. WYO (11/3/07), vs. UNM (10/20/07), at CSU (10/6/07), vs. Cincinnati (9/29/07); PBU: 2, vs. WYO (11/3/07), vs. PSU (9/22/07).

MOORE GAME-BY-GAME

	G	UA-AT-TT	TFL-Yds.	Sacks	Int.	PBU	FF	FR
UTEP (8/31/06)	1	1-0-1	0-0	0-0	0-0	0	0	0
at Wisconsin (9/16/06)	1	1-1-2	0-0	0-0	0-0	0	0	0
UTAH (9/23/06)	1	0-0-0	0-0	0-0	0-0	0	0	0
at SJSU (9/30/06)	1	4-2-6	1.0-4	0-0	0-0	1	0	0
at BYU (10/7/06)*	1	3-0-3	0-0	0-0	0-0	0	0	0
AFA (10/21/06)	1	0-0-0	0-0	0-0	0-0	0	0	0
CAL POLY (10/28/06)								
at Wyoming (11/4/06)*	1	2-1-3	0-0	0-0	0-0	0	0	0
UNLV (11/11/06)*	1	1-0-1	0-0	0-0	0-0	0	0	0
at TCU (11/18/06)								
at UNM (11/25/06)	1	3-1-4	0-0	0-0	0-0	0	0	0
CSU (12/2/06)	1	0-0-0	0-0	0-0	0-0	0	0	0
vs. Wash. St. (9/8/07)*	1	3-5-8	0-0	0-0	0-0	1	0	0
vs. ASU (9/15/07)*	1	4-2-6	0-0	0-0	0-0	0	0	0
PSU (9/22/07)	1	4-2-6	0-0	0-0	0-0	2	0	0
CINCINNATI (9/29/07)*	1	3-0-3	0-0	0-0	1-18	0	0	0
at CSU (10/6/07)*	1	1-1-2	0-0	0-0	1-0	0	0	0
at Utah (10/13/07)*	1	3-2-5	0-0	0-0	0-0	0	0	0
UNM (10/20/07)*	1	5-1-6	1.5-4	0-0	1-0	0	0	0
WYO (11/3/07)*	1	2-2-4	0-0	0-0	1-0	2	0	0
at UNLV (11/10/07)*	1	7-1-8	2.0-2	0-0	0-0	0	0	0

* = Game started

2007 Highs: Tackles: 8 at UNLV (11/10/07), vs. WSU (9/8/07); TFL: 2.0 at UNLV (11/10/07); INT: 1, vs. UNM (10/20/07), at CSU (10/6/07), vs. Cincinnati (9/29/07); PBU: 2 vs. PSU (9/8/08).

> SDSU UPDATED PLAYER BIOS



► #4 DARREN MOUGEY

WR/QB, 6-6, 225, Jr.-2L,
Scottsdale, Ariz. (Chaparral HS)

Has moved over to wide receiver since 2007 spring drills ... Position move will enable SDSU to take advantage of his size, speed and all-around athleticism ... Had not caught a pass since his junior year in high school prior to this season ... Team's No. 2 quarterback in 2005 and 2006 ... Made his first career starts at quarterback in 2006 versus Wisconsin, Utah and San Jose State before missing the remainder of the year with a shoulder injury ... Saw action in six games in 2005.

2007: Starter at one receiver spot vs. WSU ... Made his first four career catches for 52 yards and a 19-yard touchdown against the Cougars ... Five receptions for 46 yards at Arizona State ... Second career TD on SDSU's first scoring drive against Portland State, hauling in an 8-yard grab ... Five catches for a season-high 86 yards, including a long of 27, versus the Vikings ... Career best and team season-high eight receptions for 90 yards against No. 24 Cincinnati ... Threw the longest pass of his career, a 46-yarder, on an option pass play to Vincent Brown in the win over CSU ... Five catches for 52 yards at Utah ... Did not play due to injury against New Mexico or Wyoming ... Returned to action at UNLV, but did not have a catch.

MOUGEY'S CAREER RECEIVING STATISTICS

Career Statistics	Receiving				
	G	No.	Yds.	TD	Avg.
2007	7	35	334	2	9.5

Career/2007 Highs: Receptions: 8 vs. Cincinnati (9/29/07); Receiving Yards: 90 vs. Cincinnati (9/29/07); Receiving TD: 1, vs. PSU (9/22/07), vs. WSU (9/8/07); Long Reception: 27 vs. PSU (9/22/07).

MOUGEY GAME-BY-GAME

	Receiving			
	No.	Yds.	TD	Avg.
vs. Wash. St. (9/8/07)*	4	52	1	13.0
at ASU (9/15/07)*	5	46	0	9.2
PSU (9/22/07)*	5	86	1	17.2
CINCINNATI (9/29/07)*	8	90	0	11.3
at CSU (10/6/07)*	1	8	0	8.0
at Utah (10/13/07)*	5	52	0	10.4
UNM (10/20/07)*		DNP-INJ		
WYO (11/3/07)*		DNP-INJ		
at UNLV (11/10/07)	0	0	0	0.0



► #91 ORNAN NWANSI

DL, 6-2, 305, Sr.-1L,
Richmond, Calif. (Contra Costa College)

A physical player, who started in all but one game at defensive tackle a year ago ... Missed part of 2007 spring drills due to injury ... Redshirted in 2005, after playing junior college football at both Contra Costa and College of Marin ... SDSU scholar-athlete in fall of 2006.

2007: A reserve in the first contest with WSU, making three stops, including his first TFL ... One stop at Arizona State and CSU ... Started last six games ... Career-best four tackles in the win over Wyoming. Two assisted efforts at UNLV.

NWANSI'S CAREER STATISTICS

Career Statistics	G	UA-AT-TT	TFL-Yds.	Sacks	Int.	PBU	FF	FR
	2006	12	7-12-19	0-0	0-0	0-0	0	0
2007	9	6-7-13	1.0-3	0-0	0-0	0	0	0
Totals	21	13-19-32	1.0-3	0-0	0-0	0	0	0

Career Highs: Tackles: 4 vs. WYO (11/3/07); TFL: 1.0 vs. WSU (9/8/08); FR: 1 at Wisconsin (9/16/06).

2007 Highs: Tackles: 4 vs. WYO (11/3/07); TFL: 1 vs. WSU (9/8/08).



► #7 KEVIN O'CONNELL

QB, 6-6, 235, Sr.-3L,
Carlsbad, Calif. (La Costa Canyon)

Started 30 games from 2004-07 ... First in school history in career rushing yards by a quarterback (1,171) and career rushing TDs by a QB (15) ... A dual-threat QB ... Has a rare signal-caller combination of size and athleticism ... An intelligent, mature player ... 4th in Aztec career history in passing yardage (6,651), 2nd in attempts (1,002) and 3rd in completions (578) ... 30 career starts are second all-time ... Is third in career total offense (7,822) and seventh in career TD passes (42) ... Team captain four years.

2007: Starter in the opener with Washington State, throwing for 273 yards and a touchdown ... Completed 28 of his 44 attempts with one interception ... Scored his ninth career rushing TD at Arizona State, rushing for 38 yards on 11 carries and throwing for 180 yards ... Career game against Portland State, throwing for 443 yards and five touchdowns (no INTs) ... His 443 yards are the 16th-most in school history ... Completed 20 of his 27 pass attempts against No. 24 Cincinnati for 253 yards and a TD ... Ran for a career-best three touchdowns, including the game-winner with 43 seconds remaining at CSU ... Surpassed the 1,000 career yard mark in rushing at Utah ... Saw his string of 17 straight quarters without a pick come to an end vs. the Utes ... Two rushing scores against New Mexico, running for 82 yards on 11 carries ... Logged the school-record 15th career rushing TD and his seventh of the season versus Wyoming ... Ran for 41 yards and threw for 249 yards with two more TDs in the win over the Cowboys ... Two passing TDs against UNLV ... Ranks 45th nationally in passing per game ... Is 35th nationally in total offense (256.7/g) and 66th in passing efficiency (126.0).

O'CONNELL'S CAREER PASSING STATISTICS

Career Statistics	G	Att.	Com.	INT	Yds.	TDs	Eff.	Tot. Off.
	2004	9	236	115	9	1,328	9	101.0
2005	12	375	233	12	2,663	19	132.1	3,065
2006	6	101	59	5	635	3	111.1	790
2007	9	290	171	6	2,025	11	126.0	2,292
Totals	36	1,002	578	32	6,651	42	120.9	7,822

Career Highs: Attempts: 51 at Hawai'i (12/3/05); Completions: 33 at Hawai'i (12/3/05); Passing Yards: 443 vs. PSU (9/22/05); Long Pass: 80 at Ohio St. (9/17/05); TDs Passing: 5 vs. PSU (9/22/05); Carries: 23 vs. SJSU (9/24/05); Rushing Yards: 101 at BYU (11/6/04); Rushing TDs: 3 at CSU (10/6/07); Longest Rush: 61 at Utah (10/15/05).

O'CONNELL GAME-BY-GAME

	Passing					Rushing		
	Att.	Com.	INT	Yds.	TDs	Att.	Yds.	TDs
Idaho State (9/4/04)	14	5	1	58	1	7	54	0
at Michigan (9/18/04)				DNP-CD				
Nevada (9/25/04)				DNP-CD				
at UCLA (10/2/04)	10	7	0	46	0	1	6	0
at Wyoming (10/9/04)	7	1	0	14	0	4	15	0
Colorado State (10/16/04)	26	11	1	157	1	6	42	0
at New Mexico (10/23/04)*	32	16	2	165	1	13	-13	0
Utah (10/30/04)*	43	21	2	252	2	12	34	1
at BYU (11/6/04)*	47	21	2	229	1	15	101	0
at Air Force (11/13/04)*	32	17	1	232	2	8	82	0
UNLV (11/20/04)*	25	16	0	175	1	7	26	0
UCLA (9/3/05)*	26	19	2	204	1	15	50	0
at Air Force (9/10/05)*	39	24	1	227	1	11	52	1
at Ohio St. (9/17/05)*	17	12	0	159	1	8	-9	0
San Jose St. (9/24/05)*	29	23	0	271	4	23	49	0
BYU (10/1/05)*	31	21	0	243	0	7	37	1
at UNLV (10/8/05)*	28	14	3	106	0	17	-16	0
at Utah (10/15/05)*	23	17	0	219	3	9	88	1
UNM (10/22/05)*	34	15	2	197	2	11	37	0
TCU (10/29/05)*	46	25	2	235	1	17	49	1
at CSU (11/12/05)*	24	14	2	179	2	9	42	0

> SDSU UPDATED PLAYER BIOS

WYO (11/19/05)*	27	16	1	202	1	7	23	0
at Hawai'i (12/3/05)*	51	33	1	421	3	6	11	1
UTEP (8/31/06)*	14	12	1	97	0	9	25	0
at Wisconsin (9/16/06)				DNP	- INJ			
UTAH (9/23/06)				DNP	- INJ			
at SJSU (9/30/06)				DNP	- INJ			
at BYU (10/7/06)				DNP	- INJ			
AFA (10/21/06)				DNP	- INJ			
CAL POLY (10/28/06)				DNP	- INJ			
at WYO (11/4/06)	6	4	0	94	1	1	-3	0
UNLV (11/11/06)	7	7	0	68	0	6	14	1
at TCU (11/18/06)*	15	6	1	53	0	7	-5	0
at UNM (11/25/06)*	40	23	3	272	2	12	56	0
CSU (12/2/06)*	19	7	0	51	0	12	68	1
vs. WSU (9/8/07)*	44	28	1	273	1	9	3	0
at ASU (9/15/07)*	38	22	1	180	0	11	38	1
PSU (9/22/07)*	31	19	0	443	5	7	15	0
CINCINNATI (9/29/07)*	27	20	0	253	1	5	-8	0
at CSU (10/6/07)*	26	13	0	184	0	16	41	3
at Utah (10/13/07)*	31	14	1	114	0	14	24	0
UNM (10/20/07)*	26	18	0	133	0	11	82	2
WYO (11/3/07)*	44	20	2	249	2	14	41	1
at UNLV (11/10/07)*	23	17	1	196	2	10	31	0

* = games started

2007 Highs: Attempts: 44 vs. WYO (11/3/07), vs. WSU (9/8/07); Completions: 28 vs. WSU (9/8/07); Passing Yards: 443 vs. PSU (9/22/07); Long Pass: 75 vs. PSU (9/22/07); Passing TDs: 5 vs. PSU (9/22/07); Carries: 16 at CSU (10/6/07); Rushing Yards: 82 vs. UNM (10/20/07); Rushing TDs: 3 at CSU (10/6/07); Longest Rush: 24 at CSU (10/6/07).



▶ #94 NICK OSBORN

DL, 6-4, 260, Sr.-3L, Kensington, Calif. (Berkeley St. Mary's HS)

A returning starter for the Aztecs on the defensive side of the ball ... Has the size and strength to play tackle and the speed and athleticism to be a defensive end ... Started all 12 games at defensive tackle in 2005, but moved back outside as a junior ... A Mountain West Conference honorable mention pick in 2006 ... Has at least one tackle in each of his last 34 outings ... SDSU scholar-athlete for the spring semester 2006 ... Voted one of the team's captains for the 2007 season.

2007: Made his 25th straight start against Washington State, logging five tackles ... One stop at ASU ... Best game thus far of the season, recording five tackles, 1.5 sacks for a loss of 14 yards and a forced fumble in the win over Portland State ... Season-high eight stops versus No. 24 Cincinnati ... Six tackles, including two for a loss, and a sack at CSU ... Five stops against both Utah and New Mexico ... Six tackles, including a sack, at UNLV.

OSBORN'S CAREER STATISTICS

Career Statistics	G	UA-AT-TT	TFL-Yds.	Sacks	Int.	PBU	FF	FR
2004	8	4-4-8	0.5-1	0-0	0	0	0	0
2005	12	16-31-47	3.5-16	2.0-11	0	0	0	1-7
2006	12	28-30-58	4.5-14	1.0-5	0	1	1	2-0
2007	9	22-22-44	6.5-30	4.0-24	0	0	1	0
Totals	41	70-87-157	15.0-61	7.0-40	0	1	2	3-7

Career Highs: Tackles: 10 at Utah (10/15/05); TFL: 2.0, at CSU (10/6/07), at Utah (10/15/05), vs. UTEP (8/31/06); Sacks: 2.0 at Utah (10/15/05); PBU: 1 at Wyoming (11/4/06); FF: 1 vs. PSU (9/22/07), vs. Cal Poly (10/28/06); FR: 1 at SJSU (9/30/06), vs. Utah (9/23/06), vs. BYU (10/1/05).

OSBORN GAME-BY-GAME

	G	UA-AT-TT	TFL-Yds.	Sacks	Int.	PBU	FF	FR
Idaho St. (9/4/04)			DNP					
at Michigan (9/18/04)			DNP					
Nevada (9/25/04)	1	0-0-0	0-0	0-0	0	0	0	0
at UCLA (10/2/04)	1	1-0-1	0-0	0-0	0	0	0	0

at WYO (10/9/04)	1	0-1-1	0-0	0-0	0	0	0	0
CSU (10/16/04)	1	0-0-0	0-0	0-0	0	0	0	0
at UNM (10/23/04)	1	0-0-0	0-0	0-0	0	0	0	0
Utah (10/30/04)	1	0-0-0	0-0	0-0	0	0	0	0
at BYU (11/6/04)	1	2-1-3	0.5-1	0-0	0	0	0	0
at Air Force (11/13/04)			DNP					
UNLV (11/20/04)	1	1-2-3	0-0	0-0	0	0	0	0
UCLA (9/3/05)*	1	1-1-2	0	0	0	0	0	0
at Air Force (9/10/05)*	1	2-6-8	0	0	0	0	0	0
at Ohio St. (9/17/05)*	1	0-2-2	0	0	0	0	0	0
San Jose St (9/24/05)*	1	0-1-1	0	0	0	0	0	0
BYU (10/1/05)*	1	1-1-2	0	0	0	0	0	1-7
at UNLV (10/8/05)*	1	3-4-7	0.5-2	0	0	0	0	0
at Utah (10/15/05)*	1	3-7-10	2.0-11	2.0-11	0	0	0	0
UNM (10/22/05)*	1	1-2-3	0	0	0	0	0	0
TCU (10/29/05)*	1	2-0-2	0	0	0	0	0	0
at CSU (11/12/05)*	1	1-5-6	0	0	0	0	0	0
WYO (11/19/05)*	1	2-0-2	1.0-3	0	0	0	0	0
at Hawai'i (12/3/05)*	1	0-2-2	0-0	0	0	0	0	0
UTEP (8/31/06)*	1	2-3-5	1.5-6	0-0	0	0	0	0
at Wisconsin (9/16/06)*	1	2-3-5	0-0	0-0	0	0	0	0
UTAH (9/23/06)*	1	3-3-6	0-0	0-0	0	0	0	1-0
at SJSU (9/30/06)*	1	2-4-6	1.0-5	1.0-5	0	0	0	1-0
at BYU (10/7/06)*	1	0-3-3	0-0	0-0	0	0	0	0
AFA (10/21/06)*	1	2-0-2	0-0	0-0	0	0	0	0
CAL POLY (10/28/06)*	1	6-1-7	1.0-7	0-0	0	0	1	0
at WYO (11/4/06)*	1	1-5-6	0-0	0-0	0	1	0	0
UNLV (11/11/06)*	1	2-2-4	0-0	0-0	0	0	0	0
at TCU (11/18/06)*	1	2-1-3	0-0	0-0	0	0	0	0
at UNM (11/25/06)*	1	2-3-5	1.0-2	0-0	0	0	0	0
CSU (12/2/06)*	1	4-2-6	0-0	0-0	0	0	0	0
vs. Wash. St. (9/8/07)*	1	1-4-5	0-0	0-0	0	0	0	0
at ASU (9/15/07)*	1	0-1-1	0-0	0-0	0	0	0	0
PSU (9/22/07)*	1	1-4-5	1.5-14	1.5-14	0	1	0	0
CINCINNATI (9/29/07)*	1	5-3-8	0-0	0-0	0	0	0	0
at CSU (10/6/07)*	1	4-2-6	2.0-9	1.0-6	0	0	0	0
at Utah (10/13/07)*	1	1-4-5	0.5-3	0.5-3	0	0	0	0
UNM (10/20/07)*	1	3-2-5	0.5-2	0-0	0	0	0	0
WYO (11/3/07)*	1	2-1-3	1.0-1	0-0	0	0	0	0
at UNLV (11/10/07)*	1	5-1-6	1.0-1	1.0-1	0	0	0	0

* = Game started

2007 Highs: Tackles: 8 vs. Cincinnati (9/29/07); TFL: 1.5 vs. PSU (9/22/07); Sacks: 1.5 vs. PSU (9/22/07); FF: 1 vs. PSU (9/22/07).



▶ #14 GARRETT PALMER

K/P, 6-3, 190, Sr.-3L, Rialto, Calif. (Eisenhower HS)

SDSU's starting place-kicker for the last four years ... Made all but two attempts in 2005 to earn honorable mention MWC honors ... 13 career field goals from 40 or more yards ... 4th in school history in career FGs (43) and fourth in field-goal pct. (.694) ... Also does the Aztec kickoffs ... Made 66 straight extra-point attempts from 2005-07.

2007: Was 1-for-2 on field goals, making a 23-yarder, and 2-for-2 on extra-point attempts versus Washington State ... Made his 12th and 13th career field goals from 40 or more yards, nailing a 48-yarder and matching a career-long with a 50-yarder at ASU ... Converted all seven extra points and had a 36-yard field goal in the win over Portland State ... Saw his streak of consecutive extra-point attempts snapped at 66, after missing his final chance against Cincinnati ... 33-yard field goal at CSU, 29-yarder vs. UNM and 22-yarder at UNLV.

PALMER'S CAREER STATISTICS

Career Stats	FGM-A	Pct.	01-19	20-29	30-39	40-49	50-99	Lg.	Blk.
2004	12-21	57.1	0-0	5-7	2-4	4-8	1-2	50	4
2005	15-17	88.2	0-0	5-5	6-7	4-5	0-0	48	0

> SDSU UPDATED PLAYER BIOS

2006	8-14	57.1	0-0	1-1	5-7	2-4	0-2	48	1
2007	8-10	80.0	0-0	3-3	3-4	1-1	1-2	23	0
Totals	43-62	69.4	0-0	14-16	16-22	11-18	2-6	50	5

(25g) (46ng, 49ng) (50g, 43g) (36g) (27g, 37ng) (48g, 23ng, 48g, 27g) (40ng) (40ng) (35ng, 47g) (26g, 37g, 29g) (25ng, 54ng) (33g, 29g, 47g) (33g) (30g) (48ng, 22g) (43g) (35ng, 37g, 36g) (47g, 48g, 22g) (32g, 27g) (28g) (46g, 52ng, 47ng, 35g) (30g) (48g) (35g, 30g) (54ng, 48ng) (35g) (37ng) (30ng) (23g, 53ng) (48g, 50g) (36g) (33g, 33ng) (33g) (29g) (22g) - g and underline - indicates good; ng - no good; No. - indicates yardage.



▶ #32 ANDREW PRESTON

LB, 6-1, 220, Fr.-RS,
Centennial, Colo. (Arapahoe HS)

Had a strong redshirt campaign, garnering the team's defensive scout player of the year award ... Is the starter at weakside linebacker and also has played on special teams. **2007:** Played in his first career game vs. Washington State, making three assisted tackles ... Three stops, including first career TFL, at ASU ... First career start in the win over

Portland State, tallying four tackles, including his first career sack ... Starter vs. Cincinnati, making seven tackles ... Team-best nine stops, including six solos, in the win over Colorado State ... Career-high 13 tackles at Utah ... Did not play due to injury against New Mexico ... Returned against Wyoming, making seven stops and logging one TFL ... Team-best nine tackles at UNLV, including two for a loss of seven yards ... Ranks fourth in the MWC in tackles per league outing (9.8/g).

PRESTON'S CAREER STATISTICS

Career Statistics	G	UA-AT-TT	TFL-Yds.	Sacks	Int.	PBU	FF	FR
2007	8	28-27-55	5.0-16	1.0-7	0	0	0	0

Career/2007 Highs: Tackles: 13 at Utah (10/13/07); TFL: 2.0 at UNLV (11/10/07); Sacks: 1.0 vs. PSU (9/22/07).




▶ #76 WILL ROBINSON

OL, 6-6, 280, Sr.-3L,
Pomona, Calif. (Bishop Amat HS)

Returning starter on the offensive line at left tackle ... Anchored the left tackle position in 2006, and right tackle in 2005, after playing three spots on the offensive line as a redshirt freshman in 2004 ... Made 35 career starts, including 29 straight.

2007: Starter at left tackle in every game this season.



▶ #1 CHAZ SCHILENS

WR, 6-4, 225, Sr.-3L,
Mesa, Ariz. (Highland HS)

A prototype wideout, who is a two-year starter ... Has 34 receptions in each of the last two seasons ... Has at least one catch in 22 of his last 23 games ... Serves as one of the team's six captains in 2007 ... Passed the 1,000 mark in career receiving yardage against New Mexico, and currently has 1,108 yards ... 17 straight starts, before missing

the Portland State, Cincinnati and Colorado State games.

2007: Starter at the R receiver spot, making five catches for a team-best 70 yards against Washington State ... One reception at ASU ... Missed three games due to a foot injury, before returning against New Mexico ... Four catches for 40 yards, including a 5-yard TD reception in the win over Wyoming ... 49-yard touchdown reception in the first half against UNLV.

SCHILENS' CAREER STATISTICS

Career Statistics	G	Receiving No.	Yds.	TD	Avg.
2004	3	0	0	0	0.0
2005	12	34	441	2	13.0
2006	12	34	483	2	14.2

2007	5	13	184	2	14.2
Totals	32	81	1,108	6	13.7

Career Highs: Receptions: 8 at Hawai'i (12/3/05); Receiving Yards: 119 at Hawai'i (12/3/05); Long Reception: 60 at Wyoming (11/4/06).

SCHILENS GAME-BY-GAME

	Receiving			
	No.	Yds.	TD	Avg.
Idaho State (9/4/04)	0	0	0	0.0
at Michigan (9/18/04)			DNP	
Nevada (9/25/04)			DNP	
at UCLA (10/2/04)			DNP	
at Wyoming (10/9/04)			DNP	
Colorado State (10/16/04)	0	0	0	0.0
at New Mexico (10/23/04)	0	0	0	0.0
Utah (10/30/04)			DNP	
at BYU (11/6/04)			DNP	
at Air Force (11/13/04)			DNP	
UNLV (11/20/04)			DNP	
UCLA (9/3/05)	2	25	0	12.5
at Air Force (9/10/05)	3	29	0	9.7
at Ohio St. (9/17/05)*	3	41	0	13.7
San Jose St. (9/24/05)	0	0	0	0.0
BYU (10/1/05)*	2	26	0	13.0
at UNLV (10/8/05)*	0	0	0	0.0
at Utah (10/15/05)	4	42	0	10.5
UNM (10/22/05)*	2	37	0	18.5
TCU (10/29/05)	3	24	0	8.0
at CSU (11/12/05)*	6	85	1	14.2
WYO (11/19/05)*	1	13	0	13.0
at Hawai'i (12/3/05)*	8	119	1	14.9
UTEP (8/31/06)*	6	67	0	11.2
at Wisconsin (9/16/06)*		2	28	0 14.0
UTAH (9/23/06)*	1	26	0	26.0
at SJSU (9/30/06)*	1	5	0	5.0
at BYU (10/7/06)*	4	77	0	19.3
AFA (10/21/06)*	2	56	1	28.0
CAL POLY (10/28/06)*	5	69	0	13.8
at WYO (11/4/06)*	2	67	0	33.5
UNLV (11/11/06)*	3	25	0	8.3
at TCU (11/18/06)*	0	0	0	0.0
at UNM (11/25/06)*	7	56	0	8.0
CSU (12/2/06)*	1	7	0	7.0
vs. WSU (9/8/07)*	5	70	0	14.0
at ASU (9/15/07)*	1	5	0	5.0
PSU (9/22/07)			DNP-INJ	
CINCINNATI (9/29/07)			DNP-INJ	
at CSU (10/6/07)			DNP-INJ	
at Utah (10/13/07)			DNP-INJ	
UNM (10/20/07)	1	9	0	9.0
WYO (11/3/07)	4	40	1	10.0
at UNLV (11/10/07)*	2	60	1	30.0

* = Game started

2007 Highs: Receptions: 5 vs. WSU (9/8/07); Receiving Yards: 70 vs. WSU (9/8/07); Long Reception: 49 at UNLV (11/10/07).



▶ #77 MIKE SCHMIDT

OL, 6-2, 310, Jr.-1L,
San Diego, Calif. (Madison HS)

Played in 11 games as an offensive lineman in 2006 ... Saw action in three games as a true freshman on the defensive line ... Switched sides of the ball prior to 2006 spring drills ... A former walk-on who earned a scholarship this past fall ... Backup at left guard against Air Force.

2007: Was in the starting lineup at left guard in the opener against WSU and at ASU ... Also a starter versus Portland State,

> SDSU UPDATED PLAYER BIOS

Cincinnati, Colorado State at Utah ... Moved to right guard against New Mexico and Wyoming and UNLV.



► #81 STEVE SCHMIDT

TE, 6-5, 250, Sr.-1L,
North Vancouver, B.C. (Butte College)

Did not play in 2006, but did participate in 2007 spring practices ... Joined the team late in fall camp 2005 ... The lone Canadian on the roster who will look to bounce back in his final year ... Listed as the starter at tight end.

2007: Playing his first game since 2005, logged his first seven career catches against Washington State for 58 yards, including a 20-yarder ... Started his first career outing versus the Cougars ... One catch at ASU, but missed most of the game due to injury ... Had two receptions for 29 yards, including a season-long of 23, in the win over Portland State ... One catch for short yardage against Cincinnati ... Made two grabs against CSU for 21 yards ... Two receptions at Utah and against UNM ... Three catches for 13 yards in the win over Wyoming ... Also had three grabs for 13 yards and his first career touchdown at UNLV.

SCHMIDT'S CAREER STATISTICS


Career Statistics	Receiving				
	G	No.	Yds.	TD	Avg.
2005	9	0	0	0	0.0
2006	DNP-Redshirt				
2007	9	23	173	1	7.5
Totals	18	23	173	1	7.5

SCHMIDT 2007 GAME-BY-GAME

	Receiving			
	No.	Yds.	TD	Avg.
vs. WSU (9/8/07)*	7	58	0	8.3
at ASU (9/15/07)*	1	11	0	11.0
PSU (9/22/07)*	2	29	0	14.5
CINCINNATI (9/29/07)*	1	3	0	3.0
CSU (10/6/07)	2	21	0	10.5
at Utah (10/13/07)*	2	2	0	1.0
UNM (10/20/07)*	2	23	0	11.5
WYO (11/3/07)*	3	13	0	4.3
at UNLV (11/10/07)*	3	13	1	4.3

* = Game started

2007 Highs: Receptions: 7 vs. WSU (9/8/07); Receiving Yards: 58 vs. WSU (9/8/07); Receiving TD: 1 at UNLV (11/10/07); Long Reception: 23 vs. PSU (9/22/07).



► #52 TYLER SCHMITT

LS, 6-2, 230, Sr.-3L,
Peoria, Ariz. (Cactus HS)

A skilled long snapper who nailed down starting duties as a true freshman in 2004, and has been in the starting line-up ever since.

2007: Played in his 36th and 37th career games against Washington State and Arizona State ... One solo tackle versus the Sun Devils ... 38th through 41st contests versus

Portland State, Cincinnati, CSU and Utah ... Had a solo stop in the win over CSU ... Recorded one tackle against New Mexico ... Made two solo tackles on special teams versus Wyoming.



► #65 DAMIAN SHANKLE

OL, 6-2, 300, Jr.-TR,
Laguna Niguel, Calif. (Saddleback JC)

A backup at center ... Came to SDSU this fall, after transferring from Saddleback Junior College ... Honorable mention All-American and first team all-league last year for the 11-1 Gauchos.

2007: Did not see action in the first nine games.



► #2 KELSEY SOKOLOSKI

QB, 6-2, 195, Fr.-RS,
Greenwood Village, Colo. (Cherry Creek HS)

A dual-threat QB, who redshirted a year ago ... Was listed as the backup quarterback for several contests in 2006, but did not see any field time ... Holder on special teams.

2007: Saw his first career action at SDSU against Washington State ... Entered in the first half as a holder on both field goals and extra points ... Came in at QB in the fourth quarter, completing two of his three pass attempts for 12 yards ... Engineered the Aztecs' final scoring drive versus Portland State, completing all three of his pass attempts for 31 yards ... Completed four of six passes for 59 yards and a 43-yard TD to Alston Umuolo versus Cincinnati ... Also had three carries for 22 yards against the Bearcats ... Special teams only against CSU, Utah, New Mexico, Wyoming and UNLV.

SOKOLOSKI'S CAREER STATISTICS

Career Statistics	G	Att.	Com.	INT	Yds.	TDs	Eff.	Tot. Off.
2007	9	12	9	1	102	0	157.23	122

Career/2007 Highs: Attempts: 6 vs. Cincinnati (9/29/07); Completions: 4 vs. Cincinnati (9/29/07); Passing Yards: 59 vs. Cincinnati (9/29/07); Passing TDs: 1 vs. Cincinnati (9/29/07); Long Pass: 43 vs. Cincinnati (9/29/07).

SOKOLOSKI GAME-BY-GAME

	Passing				Rushing			
	Att.	Com.	INT	Yds.	TDs	Att.	Yds.	TDs
vs. WSU (9/8/07)	3	2	0	12	0	0	0	0
at ASU (9/15/07)	Special Teams Only							
PSU (9/22/07)	3	3	0	31	0	1	-2	0
CINCINNATI (9/29/07)	6	4	1	59	1	3	22	0
at CSU (10/6/07)	Special Teams Only							
at Utah (10/13/07)	Special Teams Only							
UNM (10/20/07)	Special Teams Only							
WYO (11/3/07)	Special Teams Only							
at UNLV (11/10/07)	Special Teams Only							



► #56 JONATHAN SOTO

DL, 6-3, 265, So.-1L,
West Covina, Calif. (Bishop Amat HS)

Redshirted a year ago ... One of two true freshmen to garner a varsity letter in 2005 ... Only true freshman to record a start ... Prepped at the same school as OL Will Robinson ... Starter at defensive end.

2007: Played in his first game since 2005, logging two stops against WSU ... First career sack at ASU ... Also tied his career best with five stops versus the Sun Devils ... Second career start and first of the year in the win over PSU, tallying three solo tackles and one for a loss ... Also forced a fumble vs. the Vikings ... Four solo stops against No. 24 Cincinnati ... Second sack of the year, while adding his first career PBU, at CSU ... Seven tackles, including a sack, and a pass break up versus UNM ... Played, but did not make a stop vs. WYO ... Two stops at UNLV.

SOTO'S CAREER STATISTICS

Career Statistics	G	UA-AT-TT	TFL-Yds.	Sacks	Int.	PBU	FF	FR
2005	10	9-2-11	0-0	0-0	0-0	0	0	0
2006	DNP-Redshirt							
2007	9	17-8-25	4.5-19	3.0-15	0-0	2	1	0
Totals	19	26-10-36	4.5-19	3.0-15	0-0	2	1	0

Career Highs: Tackles: 7 vs. UNM (10/20/07); TFL: 1.5 vs. UNM (10/20/07); Sacks: 1.0, vs. UNM (10/20/07), at CSU (10/6/07), at ASU (9/15/07); PBU: 1, vs. UNM (10/20/07) at CSU (10/6/07); FF: 1 vs. PSU (9/22/07).

2007 Highs: Tackles: 7 vs. UNM (10/20/07); TFL: 1.5 vs. UNM (10/20/07);

> SDSU UPDATED PLAYER BIOS

Sacks: 1.0, vs. UNM (10/20/07), at CSU (10/6/07), at ASU (9/15/07); PBU: 1 vs. UNM (10/20/07), at CSU (10/6/07); FE: 1 vs. PSU (9/22/07).



▶ #55 NEIL SPENCER

DL, 6-2, 260, Fr.-HS, Las Vegas, Nev. (Cimmarron-Memorial HS)

One of six true freshmen on the Aztec two-deep ... Backup at end behind Jonathan Soto ... Was the sixth-ranked recruit in the state of Nevada by *Rivals.com* ... Played both sides of the ball as a prep.

2007: Played every games this season ... One stop in his first career game against WSU ... Three tackles at Arizona State ... Three stops versus Cincinnati and Colorado State ... Two assisted efforts at Utah ... First career TFL against UNM ... Became just the second true freshman to log a start this season, earning a starting role against WYO and posting a pair of stops ... Career high five tackles at UNLV.

SPENCER'S CAREER STATISTICS

Career Statistics	G	UA-AT-TT	TFL-Yds.	Sacks	Int.	PBU	FF	FR
2007	9	10-10-20	0.5-0	0-0	0-0	0	0	0

Career/2007 Highs: Tackles: 5 at UNLV (11/10/07); TFL: 0.5 vs. UNM (11/3/07).



▶ #29 BRANDON SULLIVAN

RB, 5-11, 220, Fr.-RS, Poway, Calif. (Poway HS)

One of two possible starters at tailback ... A strong runner, who had a solid spring practice period in 2007 ... Rated 47th-best running back by *Rivals.com* and 75th by *Scout.com* coming out of high school ... Redshirted last year.

2007: Solid all-around game in his first as an Aztec against Washington State ... Had four carries for 23 yards and three receptions for 15 yards ... Also tallied a pair of kickoff returns for 34 yards ... Two carries for nine yards and added a pair of catches in the loss to ASU ... Also had two carries versus Portland State ... Four carries and a reception in the team's loss to Cincinnati ... First career start at CSU, logging six carries for 21 yards and catching two passes for 15 yards ... First career touchdown at Utah, scoring on a five-yard run ... Career-best eight carries for 23 yards against New Mexico ... Second career TD from six yards out in his second career start in the win over Wyoming ... Career-high 10 carries for 70 yards and six receptions for 68 yards in the win over UNLV.

SULLIVAN'S GAME-BY-GAME

Career Statistics	Rushing				Receiving				
	G	Att.	Yds.	TD	Avg.	No.	Yds.	TD	Avg.
2007	9	44	190	1	4.3	16	109	0	6.8

Career/2007 Highs: Carries: 10 at UNLV (11/10/07); Rushing Yards: 70 at UNLV (11/10/07); Rushing TD: 1 vs. WYO (11/3/07), at Utah (10/13/07); Long Rush: 25 at UNLV (11/10/07); Receptions: 6 at UNLV (11/10/07); Receiving Yards: 68 at UNLV (11/10/07); Long Reception: 23 at UNLV (11/10/07); Long Kickoff Return: 17 vs. WSU (9/8/07).

SULLIVAN GAME-BY-GAME

	Rushing				Receiving			
	Att.	Yds.	TD	Avg.	No.	Yds.	TD	Avg.
vs. WSU (9/8/07)	4	23	0	5.8	3	15	0	5.0
at ASU (9/15/07)	2	9	0	4.5	2	4	0	2.0
PSU (9/22/07)	2	6	0	3.0	0	0	0	0.0
CINCINNATI (9/29/07)	4	9	0	2.3	1	5	0	5.0
at CSU (10/6/07)*	6	21	0	3.5	2	15	0	7.5
at Utah (10/13/07)	3	16	1	5.3	0	0	0	0.0
UNM (10/20/07)	8	23	0	2.9	1	-4	0	0.0
WYO (11/3/07)*	5	13	1	2.6	1	6	0	6.0
at UNLV (11/10/07)*	10	70	0	7.0	6	68	0	11.3



▶ #16 BRETT SWAIN

WR, 6-1, 200, Sr.-3L, Carlsbad, Calif. (Carlsbad HS)

Veterans on the Aztec receiving corps, who has played in 41 career contests, starting on 23 times ... Big-play receiver with six of his 15 receptions in 2005 going for more than 20 yards (second-most on the team) ... Has caught at least one pass in each of his last 23 games and has four or more in 15 of his last 21 outings ... Also called upon to return punts ... Eclipsed the 1,000-yard receiving mark at ASU and has 1,621 in his career.

2007: Four receptions for 46 yards in the opener ... Leading receiver with six catches for 66 yards at Arizona State ... Career night against Portland State, catching six passes for 224 yards and three touchdowns ... Returned his first career punt vs. the Vikings ... His 224 receiving yards tied for 12th in Aztec history, while his three TDs tied for fifth ... His 224 receiving yards are seventh-best in the nation thus far in 2007 ... Three catches, with a long of 40 yards, against Cincinnati ... Second 100-yard receiving game at CSU, making four receptions for 111 yards, including a 57-yarder on the game-winning drive in the fourth quarter ... Five catches at Utah ... Had six catches for 95 yards, with a long of 26, in the win over Wyoming ... Also returned two punts for 28 yards, including a 27-yarder to set up SDSU's winning TD ... 38th in the nation, third in the MWC in receiving yards per game (77.9/g).

SWAIN'S CAREER STATISTICS

Career Statistics	Receiving				Rushing				
	G	Att.	Yds.	TD	Avg.	No.	Yds.	TD	Avg.
2004	10	13	104	0	8.0	1	23	0	23.0
2005	10	15	288	1	19.2	1	7	0	7.0
2006	12	47	528	2	11.2	4	2	0	0.5
2007	9	37	701	3	19.0	1	3	0	3.0
Totals	41	112	1,621	6	14.5	7	35	0	5.0

Career Highs: Rec.: 8 at UNM (11/25/06); Receiving Yards: 224 vs. PSU (9/22/07); TD: 3, vs. PSU (9/22/07); Long Rec.: 80 at Ohio St. (9/17/05); Carries: 2 at UNM (11/25/06); Rushing Yards: 23 at UCLA (10/2/04); Long Rush: 23 at UCLA (10/2/04).

SWAIN GAME-BY-GAME

	Receiving			
	No.	Yds.	TD	Avg.
Idaho State (9/4/04)	1	-2	0	-2.0
at Michigan (9/18/04)	2	12	0	6.0
Nevada (9/25/04)	0	0	0	0.0
at UCLA (10/2/04)	1	7	0	7.0
at WYO (10/9/04)	1	31	0	31.0
CSU (10/16/04)	2	6	0	3.0
at UNM (10/23/04)	1	5	0	5.0
Utah (10/30/04)	3	19	0	6.3
at BYU (11/6/04)*	2	26	0	13.0
at Air Force (11/13/04)				DNP
UNLV (11/20/04)	0	0	0	0.0
UCLA (9/3/05)	0	0	0	0.0
at Air Force (9/10/05)	2	14	0	7.0
at Ohio State (9/17/05)*	1	80	1	80.0
San Jose State (9/24/05)	4	38	0	9.5
BYU (10/1/05)*	3	74	0	24.7
at UNLV (10/8/05)	1	8	0	8.0
at Utah (10/15/05)	1	14	0	14.0
UNM (10/22/05)	0	0	0	0.0
TCU (10/29/05)*	2	51	0	25.5
at CSU (11/12/05)				DNP-INJ
WYO (11/19/05)				DNP-INJ
at Hawai'i (12/3/05)	1	9	0	9.0
UTEP (8/31/06)*	5	64	0	12.8
at Wisconsin (9/16/06)*	5	33	0	6.6
UTAH (9/23/06)	4	28	1	7.0
at SJSU (9/30/06)*	4	42	0	10.5

> SDSU UPDATED PLAYER BIOS

at BYU (10/7/06)*	4	41	0	10.3
AFA (10/21/06)*	4	28	0	7.0
CAL POLY (10/28/06)*	1	15	0	15.0
at WYO (11/11/06)	2	73	1	36.5
UNLV (11/11/06)*	4	48	0	12.0
at TCU (11/18/06)*	4	22	0	5.5
at UNM (11/25/06)*	8	108	0	13.5
CSU (12/2/06)*	2	26	0	13.0
vs. WSU (9/8/07)*	4	46	0	11.5
at ASU (9/15/07)*	6	66	0	11.0
PSU (9/22/07)*	6	224	3	37.3
CINCINNATI (9/29/07)*	3	58	0	14.5
at CSU (10/6/07)*	4	111	0	27.8
at Utah (10/13/07)*	5	56	0	11.2
UNM (10/20/07)*	2	27	0	13.5
WYO (11/3/07)*	6	95	0	15.8
at UNLV (11/10/07)*	1	18	0	18.0

* = Game started

2007 Highs: Receptions: 6, vs. WYO (11/3/07), vs. PSU (9/22/07), at ASU (9/15/07); Receiving Yards: 224 vs. PSU (9/22/07); Long Reception: 75 vs. PSU (9/22/07).



▶ #83 JON TOLEDO

WR, 6-3, 225, So.-1L,
Encinitas, Calif. (La Costa Canyon HS)

Athletic local talent who looks to be a factor on the team's receiving corps in 2007 ... From same high school as Aztec quarterback Kevin O'Connell.

2007: Caught one pass for five yards against Washington St. ... Played but did not log a catch in the last eight games.

TOLEDO'S CAREER STATISTICS

Career Statistics	Receiving				
	G	No.	Yds.	TD	Avg.
2006	5	1	7	0	7.0
2007	9	1	5	0	5.0
Totals	14	2	12	0	6.0

Career Highs: Rec.: 1 vs. WSU (9/8/07), vs. UNLV (11/11/06); Receiving Yards: 7 vs. UNLV (11/11/06); Long Reception: 7 vs. UNLV (11/11/06).

2007 Highs: Receptions: 1 vs. WSU (9/8/07); Receiving Yards: 5 vs. WSU (9/8/07); Long Reception: 5 vs. WSU (9/8/07).



▶ #18 ROBERTO WALLACE

WR, 6-4, 215, So.-SQ,
Oceanside, Calif. (Oceanside HS)

Missed his second straight season due to injury in 2006 ... One of the squad's most talented young receivers.

2007: Played in his first career outings against Washington State and ASU, but did not log a reception ... First career catch in the win over PSU for nine yards ... First career start against New Mexico, finishing with a career-best

three catches for 20 yards ... Two catches for a career-best 43 yards, including a long of 31, in the win over Wyoming.

WALLACE'S CAREER STATISTICS

Career Statistics	Receiving				
	G	No.	Yds.	TD	Avg.
2007	9	6	72	0	12.0



▶ #6 MEKELL WESLEY

WR, 5-10, 175, So.-1L,
Chandler, Ariz. (Hamilton HS)

A speedster who can help the Aztecs on several fronts, including on special teams ... Currently a backup one WR spot and the team's primary kick returner.

2007: Played in every game ... Had a pair of carries for 14 yards in the win over Portland State, including on the first

play from scrimmage ... Earned his first start of the year vs. the Vikings ... Was a reserve versus Cincinnati ... One carry for two yards at CSU and one carry for four yards at Utah ... First career kickoff returns against UNM, returning three for 60 yards with a long of 27 ... Four kickoff returns for 81 yards vs. WYO ... MWC co-player of the week, after logging an 89-yard kick-off return for a TD, SDSU's first since 1997 ... Averaged 35.6 on five returns for 178 yards ... 178 yards are second in school single-game history.

WESLEY'S CAREER STATISTICS

Career Statistics	Receiving				
	G	No.	Yds.	TD	Avg.
2006	8	4	18	0	4.5
2007	9	0	0	0	0.0
Totals	17	4	18	0	4.5

Career Highs: Rec.: 2 vs. UTEP (8/31/06); Receiving Yards: 8 vs. AFA (10/21/06); Long Reception: 8 vs. AFA (10/21/06); Carries: 2 vs. PSU (9/22/07); Rushing Yards: 14 vs. PSU (9/22/07), at BYU (10/7/06); Kickoff Returns: 5 at UNLV (11/10/07); Kickoff Return Yards: 178 at UNLV (11/10/07); Long Kickoff Return: 89 at UNLV (11/10/07).

▶ #90 B.J. WILLIAMS

DL, 6-3, 230, Fr.-RS,
Aurora, Colo. (Eaglecrest HS)

Gifted player, who had a breakout spring campaign ... Running No. 1 at the rush end position.

2007: Had a standout first game as an Aztec, tallying seven tackles and his first career start in the loss to WSU ... Starter at ASU, making four stops ... A reserve against Portland State, recording one tackle and a pass breakup ...

In the starting lineup versus Cincinnati, making his first career tackle for a loss ... Matched his career best with seven stops at CSU ... Three tackles at Utah and two vs. UNM ... Matched his career-best with seven tackles and added two TFLs and a half sack in the win over Wyoming ... Three tackles with a sack for a loss of 13 yards at UNLV.

WILLIAMS' CAREER STATISTICS


Career Statistics	G	UA-AT-TT	TFL-Yds.	Sacks	Int.	PBU	FF	FR
2007	9	17-22-39	3.0-13	1.5-17	0-0	1	0	0

Career/2007 Highs: Tackles: 7, at CSU (10/6/07), vs. WSU (9/8/07); TFL: 1.0 vs. Cincinnati (9/27/07); Sack: 1.0 at UNLV (11/10/07); PBU: 1 vs. PSU (9/22/07).

WILLIAMS GAME-BY-GAME

	G	UA-AT-TT	TFL-Yds.	Sacks	Int.	PBU	FF	FR
vs. Wash. St. (9/8/07)*	1	3-4-7	0-0	0-0	0-0	0	0	0
at ASU (9/15/07)*	1	3-1-4	0-0	0-0	0-0	0	0	0
PSU (9/22/07)	1	0-1-1	0-0	0-0	0-0	1	0	0
CINCINNATI (9/29/07)*	1	1-4-5	1.0-5	0-0	0-0	0	0	0
at CSU (10/6/07)*	1	3-4-7	0-0	0-0	0-0	0	0	0
at Utah (10/13/07)*	1	1-2-3	0-0	0-0	0-0	0	0	0
UNM (10/20/07)*	1	0-2-2	0-0	0-0	0-0	0	0	0
WYO (11/3/07)*	1	3-4-7	2.0-8	0.5-4	0-0	0	0	0
at UNLV (11/10/07)*	1	3-0-3	1.0-13	1.0-13	0-0	0	0	0

* = Game started



▶ #38 MARCUS YARBROUGH

LB, 6-2, 245, Fr.-RS,
San Diego, Calif. (Eastlake HS)

Has worked hard to improve since reporting to campus in the fall of 2006 ... Listed as the backup at middle line-backer ... Father played offensive line for the Aztecs.

2007: Collegiate debut versus Washington State ... First career stops at ASU, recording two solo and two assisted efforts ... Was in on three tackles against PSU ... Played but

did not have a tackle vs. Cincinnati or Utah ... One tackle vs. CSU and UNM.

> SDSU SITUATIONAL RECORD

	<u>2002</u>	<u>2003</u>	<u>2004</u>	<u>2005</u>	<u>2006</u>	<u>2007</u>	<u>Since 2002</u>
OVERALL	4-9	6-6	4-7	5-7	3-9	4-5	26-43
SCORING - first to score	3-2	6-4	4-2	5-4	3-2	3-1	23-15
LEADING - after one quarter	2-1	5-2	2-0	3-1	1-3	3-0	16-7
LEADING - at halftime	0-3	5-1	3-2	4-1	3-2	3-0	17-9
LEADING - after three quarters	3-1	6-0	4-0	4-1	3-1	2-1	22-4
OFFENSE							
SCORING - 30 or more points	3-2	2-1	2-0	4-1	0-0	3-0	14-4
SCORING - 24 or more points	4-3	4-1	3-1	5-3	0-2	3-0	19-10
TOTAL OFFENSE - 500-plus yards	0-3	1-0	1-0	2-1	0-0	1-0	5-4
TOTAL OFFENSE - 400-plus yards	3-4	1-0	3-2	3-3	0-1	1-0	11-10
TOTAL OFFENSE - rush and pass for 200-plus yards	0-0	1-0	2-0	3-0	0-0	0-0	6-0
PASSING - 300-plus yards	2-5	0-2	0-0	1-1	0-1	1-1	4-10
PASSING - 200-plus yards	4-8	3-4	3-6	3-4	0-3	3-2	16-27
RUSHING - 200-plus yards	0-0	2-0	2-0	3-0	0-1	0-0	7-1
FIRST DOWNS - 20-plus	4-5	3-3	3-4	3-4	0-3	1-1	14-20
3RD DOWN CONVERSION - 50 percent or better	2-0	2-0	0-0	2-2	0-1	1-0	7-3
TURNOVERS - two or fewer	3-7	6-2	2-3	5-2	1-4	3-5	20-23
FIELD POSITION - 30 or better	2-2	5-2	3-3	1-3	1-1	1-2	13-13
FIELD POSITION - 25 or better	2-6	5-4	4-5	5-4	0-5	3-5	19-29
PLAY CALL - 50 percent or more rushing	1-0	6-0	3-0	5-3	2-5	1-1	18-9
DEFENSE							
SCORING - allow 24 points or less	3-2	6-3	3-4	5-2	3-2	3-2	23-15
SCORING - allow 17 points or less	0-2	6-2	2-0	2-1	3-2	1-0	14-7
TOTAL OFFENSE - opponent has 300 yards or less	0-2	6-1	1-3	1-1	2-2	1-0	11-9
PASSING - opponent has 150 yards or less	1-2	5-2	1-2	1-2	1-4	0-0	9-12
RUSHING - opponent has 100 yards or less	1-1	2-1	3-2	2-0	1-1	2-0	11-5
FIRST DOWNS - opponent has 15 or less	0-2	3-3	0-2	2-1	0-4	0-0	5-12
3RD DOWN CONVERSION - opponent 33 percent or less	1-2	3-4	2-2	3-1	0-2	2-2	11-13
TURNOVERS - opponent has three or more	1-3	2-2	3-1	3-2	0-1	1-1	10-10
FIELD POSITION - opponent 25 or less	1-0	2-1	1-0	1-0	0-0	1-1	6-2
FIELD POSITION - opponent 20 or less	0-0	0-0	0-0	0-0	0-0	0-0	0-0
DEFENSIVE SCORE - defense scores points	2-1	2-1	1-2	2-1	0-0	1-1	8-6
COMPARISON							
RUSHING YARDS - SDSU has more	1-0	5-1	3-1	4-0	1-3	2-1	16-6
RETURN YARDS - SDSU has more	3-3	1-1	1-4	0-2	0-1	2-2	7-13
TURNOVER - SDSU commits fewer	2-4	4-1	3-1	4-1	1-1	3-1	17-9
TIME OF POSSESSION - advantage	2-2	3-3	3-1	3-1	0-4	1-1	12-12
FIRST DOWNS and POSSESSION TIME - SDSU advantage	1-2	3-2	2-1	2-1	0-2	1-0	9-8
AVERAGE FIELD POSITION - SDSU advantage	2-3	4-0	3-1	2-2	1-0	1-3	13-9
AVG. FIELD POSITION and TURNOVERS - SDSU advantage	2-2	4-0	2-1	1-0	0-0	1-1	10-4
SPECIAL TEAMS SCORE - SDSU scores off special teams	2-0	0-0	0-0	0-1	1-1	1-0	4-2
INDIVIDUAL							
RUSHER - 100-yard	1-0	5-1	3-2	3-1	1-1	0-0	13-5
PASSER - 300-yard	2-4	0-1	0-0	0-1	0-0	1-0	3-6
RECEIVER - 100-yard	4-8	1-1	1-3	3-1	0-1	2-0	11-14
RUSHER 100-yard and PASSER 300-yard	1-0	0-0	0-0	1-1	0-0	0-0	2-1

> THE LAST TIME SDSU...

Team

RUSHING

Had 400 or more yards	.430, vs. Pacific, W - 55-34, Sept. 14, 1991
Had 300 or more yards	.356, vs. Eastern Illinois, W - 40-7, Oct. 6, 2001
Had 70 or more attempts	.71, vs. Texas-El Paso, W - 42-20, Nov. 17, 1979
Had 60 or more attempts	.67, at Texas-El Paso, W - 28-7, Nov. 15, 1980
Had 50 or more attempts	.55, vs. Brigham Young, W - 31-10, Oct. 1, 2005
Had seven or more rushing TDs	.7, vs. Pacific, W - 55-34, Sept. 14, 1991
Had six or more rushing TDs	.6, at Hawai'i, W - 47-21, Oct. 5, 1991
Had five or more rushing TDs	.5, at New Mexico, W - 48-42, Oct. 19, 1996
Had four or more rushing TDs	.4, vs. Brigham Young, W - 31-10, Oct. 1, 2005

PASSING

Had 500 or more yards	.507, at Hawai'i, L - 40-41, Dec. 7, 2002
Had 400 or more yards	.474, vs. Portland State, W - 52-17, Sept. 22, 2007
Had 300 or more yards	.312, vs. Cincinnati, L - 23-52, Sept. 29, 2007
Had 50 or more pass attempts	.51, at Hawai'i, L - 38-49, Dec. 3, 2005
Had 40 or more pass attempts	.45, vs. Wyoming, W - 27-24, Nov. 3, 2007
Had 30 or more pass attempts	.45, vs. Wyoming, W - 27-24, Nov. 3, 2007
Had 30 or more completions	.30, at Washington State, L - 17-45, Sept. 8, 2007
Had 25 or more completions	.30, at Washington State, L - 17-45, Sept. 8, 2007
Had 20 or more completions	.20, vs. Wyoming, W - 27-24, Nov. 3, 2007
Had five touchdowns passing	.5, vs. Portland State, W - 52-17, Sept. 22, 2007
Had four touchdowns passing	.5, vs. Portland State, W - 52-17, Sept. 22, 2007
Had three touchdowns passing	.3, at Hawai'i, L - 38-49, Dec. 3, 2005

TOTAL OFFENSE

Had 600 or more yards of total offense	.632, at Hawai'i, L - 40-41, Dec. 7, 2002
Had 500 or more yards of total offense	.596, vs. Portland State, W - 52-17, Sept. 22, 2007
Had 400 or more yards of total offense	.431, at New Mexico, L - 14-41, Nov. 25, 2006
Had 85 or more offensive plays	.88, at Hawai'i, L - 38-49, Dec. 3, 2005
Had 75 or more offensive plays	.83, at New Mexico, L - 14-41, Nov. 25, 2006

SCORING

Scored 60 or more points	.66, vs. Utah, W - 66-14, Nov. 3, 1990
Scored 50 or more points	.52, vs. Portland State, W - 52-17, Sept. 22, 2007
Scored 40 or more points	.52, vs. Portland State, W - 52-17, Sept. 22, 2007
Scored 30 or more points	.38, at UNLV, W - 38-30, Nov. 10, 2007

VARIOUS

Was not penalized	.0, at San Jose State, T - 27-27, Nov. 3, 1973
Did not commit a turnover	vs. Portland State, W - 52-17, Sept. 22, 2007
Had 30 or more first downs	.31, at Hawai'i, L - 38-49, Dec. 3, 2005
Had 25 or more first downs	.27, vs. Portland State, W - 52-17, Sept. 22, 2007
Had 20 or more first downs	.21, at Washington State, L - 17-45, Sept. 8, 2007
Had 35 minutes of possession time	.37:32, vs. UTEP, L - 27-34, Aug. 31, 2006

DEFENSE

Held opponent to 50 or fewer rushing yards	.13, vs. Portland State, W - 52-17, Sept. 22, 2007
Held opponent to 100 or fewer passing yards	.87, at New Mexico, L - 14-41, Nov. 25, 2006
Held opponent to 300 or fewer total yards	.250, vs. Wyoming, W - 27-24, Nov. 3, 2007
Held opponent to 200 or fewer total yards	.196, vs. Colorado State, L - 17-21, Oct. 16, 2004
Recorded six or more takeaways	.6, at Texas-El Paso, W - 34-0, Sept. 13, 2003
Recorded five or more takeaways	.6, at Texas-El Paso, W - 34-0, Sept. 13, 2003
Intercepted five or more passes	.6, vs. Wyoming, W - 38-16, Nov. 17, 2001
Intercepted four or more passes	.4, vs. UTEP, L - 27-34, Aug. 31, 2006
Intercepted three or more passes	.3, vs. Portland State, W - 52-17, Sept. 22, 2007
Recovered four fumbles	.4, at UCLA, L - 10-20, Sept. 27, 2003
Recovered three fumbles	.3, at Hawai'i, L - 38-49, Dec. 3, 2005
Scored a safety	at New Mexico, L - 9-19, Oct. 23, 2004
Scored a touchdown	at UNLV, W - 38-30, Nov. 10, 2007
Recorded 10 tackles for loss	.15, vs. Wyoming, W - 27-24, Nov. 3, 2007
Recorded five sacks	.6, vs. Colorado State, L - 17-21, Oct. 16, 2004

> THE LAST TIME SDSU... (CONT.)

Individual

RUSHING

Had 300 or more yards	300 by Marshall Faulk vs. Hawai'i, W - 52-28, Nov. 14, 1992
Had 200 or more yards	218 by Lynell Hamilton vs. Wyoming, W - 25-20, Oct. 25, 2003
Had 175 or more yards	218 by Lynell Hamilton vs. Wyoming, W - 25-20, Oct. 25, 2003
Had 150 or more yards	154 by Lynell Hamilton vs. Wyoming, W - 34-21, Nov. 19, 2005
Had 125 or more yards	154 by Lynell Hamilton vs. Wyoming, W - 34-21, Nov. 19, 2005
Had 100 or more yards	140 by Atiyah Henderson vs. Cal Poly, L - 14-16, Oct. 28, 2006
Carried 40 or more times	40 by Lynell Hamilton vs. Wyoming, W - 25-20, Oct. 25, 2003
Carried 35 or more times	40 by Lynell Hamilton vs. Wyoming, W - 25-20, Oct. 25, 2003
Carried 30 or more times	30 by Lynell Hamilton vs. Brigham Young, W - 31-10, Oct. 1, 2005
Carried 25 or more times	26 by Atiyah Henderson vs. Cal Poly, L - 14-16, Oct. 28, 2006
Rushed for four or more touchdowns	4, by Larry Ned vs. Wyoming, W - 38-16, Nov. 17, 2001
Rushed for three or more touchdowns	3, by Kevin O'Connell at Colorado State, W - 24-20, Oct. 6, 2007
Rushed for two or more touchdowns	2, by Kevin O'Connell vs. New Mexico, L - 17-20, Oct. 20, 2007
Had a run of 80 yards or more	92, by Chris Hardy vs. Texas-El Paso, W 34-6, Nov. 16, 1985
Had a run of 70 yards or more	77, by Larry Ned at Utah, L- 16-38, Oct. 23, 1999
Had a run of 60 yards or more	61 by Kevin O'Connell at Utah, W - 28-19, Oct. 15, 2005
Had a run of 50 yards or more	59 by Brandon Bornes at Washington State, L - 17-45, Sept. 8, 2007

PASSING

Had 500 or more yards	506, Adam Hall at Idaho, L, 38-48, Sept. 21, 2002
Had 400 or more yards	443, Kevin O'Connell vs. Portland State, W - 52-17, Sept. 22, 2007
Had 300 or more yards	443, Kevin O'Connell vs. Portland State, W - 52-17, Sept. 22, 2007
Attempted 50 or more passes	60, Adam Hall vs. Arizona State, L -28-39, Sept. 14, 2002
Attempted 40 or more passes	44, Kevin O'Connell vs. Wyoming, W - 27-24, Nov. 3, 2007
Attempted 30 or more passes	44, Kevin O'Connell vs. Wyoming, W - 27-24, Nov. 3, 2007
Completed 40 or more passes	40, Todd Santos vs. Stanford, L 40-44, Oct. 17, 1987
Completed 35 or more passes	39, Adam Hall at Colorado, L, 14-34, Sept. 7, 2002
Completed 30 or more passes	33, Kevin O'Connell at Hawai'i, L - 38-49, Dec. 3, 2005
Threw five touchdown passes	5, Kevin O'Connell vs. Portland State, W - 52-17, Sept. 22, 2007
Threw four touchdown passes	5, Kevin O'Connell vs. Portland State, W - 52-17, Sept. 22, 2007
Threw three touchdown passes	3, Kevin O'Connell at Hawai'i, L - 38-49, Dec. 3, 2005
Completed a pass of 80 yards or more	80, Brett Swain from Kevin O'Connell at Ohio State, L - 6-27, Sept. 17, 2005
Completed a pass of 70 yards or more	75, Brett Swain from Kevin O'Connell vs. Portland State, W - 52-17, Sept. 22, 2007
Completed a pass of 60 yards or more	62, Vincent Brown from Kevin O'Connell vs. Portland State, W - 52-17, Sept. 22, 2007
Completed a pass of 50 yards or more	57, Brett Swain from Kevin O'Connell at Colorado State, W - 24-20, Oct. 6, 2007

RECEIVING

Caught 15 or more passes	18, J.R. Tolver, at Hawaii, Dec. 7, 2002
Caught 10 or more passes	13, Jeff Webb at Hawai'i, L - 38-49, Dec. 3, 2005
Had 200 or more yards receiving	224, Brett Swain vs. Portland State, W - 52-17, Sept. 22, 2007
Had 175 or more yards receiving	224, Brett Swain vs. Portland State, W - 52-17, Sept. 22, 2007
Had 150 or more yards receiving	224, Brett Swain vs. Portland State, W - 52-17, Sept. 22, 2007
Had 100 or more yards receiving	111, Brett Swain at Colorado State, W - 24-20, Oct. 6, 2007
Had two 100-yard receivers	142 Jeff Webb and 119 Chaz Schilens, at Hawai'i, L - 38-49, Dec. 3, 2005
Caught three or more TDs	3, Brett Swain vs. Portland State, W - 52-17, Sept. 22, 2007
Caught two or more TDs	2, Ramal Porter vs. Cal Poly, L - 14-16, Oct. 28, 2006

TOTAL OFFENSE

Had 500 or more yards total offense	506, Adam Hall, at Idaho, Sept. 21, 2002
Had 400 or more yards total offense	476, Kevin O'Connell vs. Portland State, W - 52-17, Sept. 22, 2007
Had 100 yards both passing and rushing	229 (passing), 101 (rushing), Kevin O'Connell at Brigham Young, L, 16-49, Nov. 6, 2004

SCORING

Accounted for four or more TDs	5, Kevin O'Connell vs. Portland State, W - 52-17, Sept. 22, 2007
Accounted for three or more TDs	3, Kevin O'Connell vs. Wyoming, W - 27-24, Nov. 3, 2007

DEFENSE

Intercepted two or more passes	2, Donny Baker vs. UTEP, L - 27-34, Aug. 31, 2006
Recovered three or more fumbles	Never
Recovered two or more fumbles	2, Kirk Morrison at New Mexico, Nov. 9, 2002
Recorded 15 or more tackles	22, Russell Allen, at Utah, L - 7-23, Oct. 13, 2007

> THE LAST TIME SDSU... (CONT.)

SPECIAL TEAMS

Scored 15 or more points kicking	.16, Tommy Kirovski, at Hawaii, L - 40-41, Dec. 7, 2002
Scored 10 or more points kicking	.10, Garrett Palmer vs. Portland State, W - 52-17, Sept. 22, 2007
Kicked five or more field goals	Never
Kicked four or more field goals	.4, J.C. Mejia vs. Wyoming, W - 25-20, Oct. 25, 2003
Kicked two field goals of 50 or more yards	.51 and 50, Chris O'Brien vs. New Mexico, Nov. 17, 1984
Kicked one field goal of more than 50 yards	.51, J.C. Mejia, at Colorado St., L - 6-21, Nov. 15, 2003
Kicked a 50-yard field goal	.50, Garrett Palmer at Arizona State, L - 13-34, Sept. 15, 2007
Kicked a punt 70 or more yards	.75, Michael Hughes vs. Wyoming, W - 27-24, Nov. 3, 2007
Kicked a punt 60 or more yards	.63, Michael Hughes at UNLV, W - 38-30, Nov. 10, 2007
Punted nine or more times	.10, Michael Hughes vs. Wyoming, W - 27-24, Nov. 3, 2007
Totaled 100 or more kick return yards	.178, Mekell Wesley at UNLV, W - 38-30, Nov. 10, 2007
Returned a kick off for a touchdown	.89 yards, Mekell Wesley at UNLV, W - 38-30, Nov. 10, 2007
Totaled 100 or more punt return yards	.107, Kyle Conerly vs. UNLV, W, 31-21, Oct. 26, 2002

> 2007 SEASON STATISTICS

SDSU Season Statistics

Record: 4-5 (Home: 2-2; Away: 2-3)

Mountain West Conference: 3-2 (Home: 1-1; Away: 2-1)

Date	Opponent	Time/Result	Att.	Opp. Rk
S.8	at Washington State	L 17-45	46,290	
S.15	at Arizona State	L 13-34	54,617	rv/rv
S.22	Portland State	W 52-17	56,110	
S.29	Cincinnati	L 23-52	24,647	24/rv
O.6	at Colorado State*	W 24-20	27,930	
O.13	at Utah*	L 7-23	40,898	
O.20	New Mexico* (HC)	L 17-20	20,205	
N.3	Wyoming*	W 27-24	22,852	
N.10	at UNLV*	W 38-30	18,837	
N.17	at Air Force*	Noon MT		
N.24	TCU*	5 p.m. PT		
D.1	Brigham Young*	3:30 p.m. PT		

* - Mountain West Conference Game. HC - Homecoming. Ranking refers to AP/USA Today Poll at game time. rv - receiving votes.

SCORE BY QTR	1st	2nd	3rd	4th	OT	Total
San Diego State	51	66	29	72	-	218
Opponents	58	79	69	59	-	265

TEAM STATISTICS

	San Diego State	Opponents
--	-----------------	-----------

SCORING

Points Per Game	24.2	29.4
-----------------	------	------

FIRST DOWNS

Rushing	56	101
Passing	96	112
Penalty	8	7

RUSHING YARDAGE

Yards gained rushing	1265	1824
Yards lost rushing	257	182
Rushing Attempts	277	362
Average Per Rush	3.6	4.5
Average Per Game	112	182.4
TDs Rushing	13	10

PASSING YARDAGE

Att-Comp-Int	305-182-7	315-213-14
Average Per Pass	7.2	7.7
Average Per Catch	12.1	11.4
Average Per Game	245.3	270.4
TDs Passing	12	20

TOTAL OFFENSE

Total Plays	582	677
Average Per Play	5.5	6.0
Average Per Game	357.3	452.9

KICK RETURNS: #-YARDS

	45-969	42-926
--	--------	--------

PUNT RETURNS: #-YARDS

	9-84	24-188
--	------	--------

INT RETURNS: #-YARDS

	14-196	7-191
--	--------	-------

KICK RETURN AVERAGE

	21.5	22.0
--	------	------

PUNT RETURN AVERAGE

	9.3	7.8
--	-----	-----

INT RETURN AVERAGE

	14.0	27.3
--	------	------

FUMBLES-LOST

	11-5	11-3
--	------	------

PENALTIES-YARDS

Average Per Game	57-475	55-473
	52.8	52.6

PUNTS-YARDS

	57-2455	40-1618
Average Per Punt	43.1	40.5
Net punt average	37.0	35.3

TIME OF POSSESSION/GAME

	27:50	32:09
--	-------	-------

3RD-DOWN CONVERSIONS

	50/131	55/132
3rd-Down Pct	38%	42%

4TH-DOWN CONVERSIONS

	5/8	8/14
4th-Down Pct	62%	57%

SACKS BY-YARDS

	14-93	26-175
--	-------	--------

MISC YARDS

	0	0
--	---	---

TOUCHDOWNS SCORED

	28	32
--	----	----

FIELD GOALS-ATTEMPTS

	8-10	14-16
--	------	-------

ON-SIDE KICKS

	0-0	0-1
--	-----	-----

RED-ZONE SCORES

	21-24 88%	29-31 94%
--	-----------	-----------

RED-ZONE TOUCHDOWNS

	15-24 63%	20-31 65%
--	-----------	-----------

PAT-ATTEMPTS

	26-28 93%	31-31 100%
--	-----------	------------

ATTENDANCE

	120814	188572
Games/Avg Per Game	4/30204	5/37714
Neutral Site Games		0/0

RUSHING

Player	G	Att.	Gain	Loss	Net	Avg.	TD	Long	YPG	10+	5+	Hi Gm
BORNES, Brandon	9	82	350	19	331	4.0	3	59	36.8	5	19	73
O'CONNELL, Kevi	9	97	472	205	267	2.8	7	29	29.7	18	35	82
SULLIVAN, Brand	9	44	201	11	190	4.3	2	25	21.1	3	22	25
HENDERSON, Atiy	7	31	152	7	145	4.7	0	26	20.7	4	10	28
WESLEY, Mekell	9	4	20	0	20	5.0	0	14	2.2	1	1	14
SOKOLOSKI, Kels	8	4	22	2	20	5.0	0	16	2.5	1	1	16
BROWN, Davon	6	5	15	5	10	2.0	0	5	1.7	0	2	8
UMUOLO, Alston	8	0	10	0	10	0.0	1	0	1.2	1	1	10
CAMPBELL, Tyler	9	3	6	0	6	2.0	0	4	0.7	0	0	4
HUGHES, Michael	9	1	5	0	5	5.0	0	5	0.6	0	1	5
SWAIN, Brett	9	1	3	0	3	3.0	0	3	0.3	0	0	3
HAMILTON, Lynel	8	2	1	0	1	0.5	0	1	0.1	0	0	1
MOUGEY, Darren	7	1	0	4	-4	-4.0	0	0	-0.6	0	0	-4
SAN DIEGO STATE	9	277	1257	257	1000	3.6	13	59	111.1			
OPPONENTS	9	362	1824	182	1642	4.5	10	49	182.4			

PASSING

Player	G	Effic.	Cmp.	Att.	Int.	Pct.	Yds.	TD	Long	YPG
O'CONNELL, Kevi	9	126.00	171	290	6	59.0	2025	11	75	225.0
SOKOLOSKI, Kels	8	157.23	9	12	1	75.0	102	1	43	12.8
UMUOLO, Alston	7	197.00	1	2	0	50.0	35	0	35	4.4
MOUGEY, Darren	6	486.40	1	1	0	100.0	46	0	46	6.6
SAN DIEGO STATE	9	128.88	182	305	7	59.7	2208	12	75	245.3
OPPONENTS	9	144.59	213	315	14	67.6	2434	20	80	270.4

RECEIVING

Player	G	No.	Yds.	Avg.	TD	Long	YPG	High Games			
								20+	10+	Rec.	Yards
SWAIN, Brett	9	37	701	18.9	3	75	77.9	11	23	6	224
MOUGEY, Darren	7	28	334	11.9	2	27	47.7	3	16	8	90
BROWN, Vincent	9	24	295	12.3	2	62	32.8	3	10	9	71
SCHMIDT, Steve	9	23	173	7.5	1	23	19.2	2	6	7	58
SULLIVAN, Brand	9	16	109	6.8	0	23	12.1	1	4	6	68
BORNES, Brandon	9	14	101	7.2	0	24	11.2	1	3	5	33
SCHILENS, Chaz	5	13	184	14.2	2	49	36.8	2	9	5	70
HENDERSON, Atiy	7	10	114	11.4	0	51	16.3	1	5	3	65
WALLACE, Robert	8	6	72	12.0	0	31	9.0	1	2	3	43
UMUOLO, Alston	8	5	62	12.4	1	43	7.8	1	1	2	47
SHAW, Justin	2	2	14	7.0	0	7	7.0	0	0	1	7
O'CONNELL, Kevi	9	1	35	35.0	0	35	3.9	1	1	1	35
HAMILTON, Lynel	8	1	7	7.0	1	7	0.9	0	0	1	7
TOLEDO, Jon	7	1	5	5.0	0	5	0.7	0	0	1	5
KAWULOK, Matthe	7	1	2	2.0	0	2	0.3	0	0	1	2
SAN DIEGO STATE	9	182	2208	12.1	12	75	245.3				
OPPONENTS	9	213	2434	11.4	20	80	270.4				

SCORING

Player	TD	FGs	-----PATs-----						Safety	Points
			Kick	Rush	Rcv.	Pass	DXP			
PALMER, Garrett	0	8-10	26-28	0-0	0	0-0	0	0	0	50
O'CONNELL, Kevi	7	0-0	0-0	0-0	0	0-0	0	0	0	42
SWAIN, Brett	3	0-0	0-0	0-0	0	0-0	0	0	0	18
BORNES, Brandon	3	0-0	0-0	0-0	0	0-0	0	0	0	18
SCHILENS, Chaz	2	0-0	0-0	0-0	0	0-0	0	0	0	12
BROWN, Vincent	2	0-0	0-0	0-0	0	0-0	0	0	0	12
MOUGEY, Darren	2	0-0	0-0	0-0	0	0-0	0	0	0	12
UMUOLO, Alston	2	0-0	0-0	0-0	0	0-0	0	0	0	12
SULLIVAN, Brand	2	0-0	0-0	0-0	0	0-0	0	0	0	12
SCHMIDT, Steve	1	0-0	0-0	0-0	0	0-0	0	0	0	6
HAMILTON, Lynel	1	0-0	0-0	0-0	0	0-0	0	0	0	6
FANTROY, Martre	1	0-0	0-0	0-0	0	0-0	0	0	0	6
HOLMES, Vonnie	1	0-0	0-0	0-0	0	0-0	0	0	0	6
WESLEY, Mekell	1	0-0	0-0	0-0	0	0-0	0	0	0	6
Total.....	28	8-10	26-28	0-0	0	0-0	0	0	0	218
Opponents.....	32	14-16	31-31	0-0	0	0-1	0	0	0	265

PUNTING

Player	No.	Yards	Avg.	Long	TB	FC	In.20	50+	Blkd.	Net Yds.
--------	-----	-------	------	------	----	----	-------	-----	-------	----------

> 2007 SEASON STATISTICS

KICKOFF RETURNS

Player	G	No.	Yards	Avg.	TD	Long
BROWN, Vincent		25	547	21.9	0	49
WESLEY, Mekell		12	319	26.6	1	89
KAWULOK, Matthe		3	20	6.7	0	10
SULLIVAN, Brand		3	55	18.3	0	21
CAMPBELL, Tyler		1	10	10.0	0	10
BROWN, Davon		1	18	18.0	0	18
Total.....		45	969	21.5	1	89
Opponents.....		42	926	22.0	0	49

INTERCEPTION RETURNS

Player	G	No.	Yards	Avg.	TD	Lon
MOORE, Aaron		4	18	4.5	0	18
HOLMES, Vonnie		4	65	16.2	1	35
FANTROY, Martre		3	100	33.3	1	55
HULL, Marc		1	0	0.0	0	0
ALLEN, Russell		1	0	0.0	0	0
BOUDREAUX, Core		1	13	13.0	0	13
Total.....		14	196	14.0	2	55
Opponents.....		7	191	27.3	2	80

FUMBLE RETURNS

Player	G	No.	Yards	Avg.	TD	Long
NA						
Total.....		9	0	0.0	0	0
Opponents.....		9	1	29.0	0	29

TOTAL OFFENSE

Player	G	Plays	Rush	Pass	Total	YPG
O'CONNELL, Kevi	9	387	267	2025	2292	254.7
BORNES, Brandon	9	82	331	0	331	36.8
SULLIVAN, Brand	9	44	190	0	190	21.1
HENDERSON, Atiy	7	31	145	0	145	20.7
SOKOLOSKI, Kels	8	16	20	102	122	15.2
UMUOLO, Alston	8	2	10	35	45	5.6
MOUGEY, Darren	7	2	-4	46	42	6.0
WESLEY, Mekell	9	4	20	0	20	2.2
BROWN, Davon	6	5	10	0	10	1.7
CAMPBELL, Tyler	9	3	6	0	6	0.7
HUGHES, Michael	9	1	5	0	5	0.6
SWAIN, Brett	9	1	3	0	3	0.3
HAMILTON, Lynel	8	2	1	0	1	0.1
TEAM	3	2	-4	0	-4	-1.3
Total.....	9	582	1000	2208	3208	356.4
Opponents.....	9	677	1642	2434	4076	452.9

ALL PURPOSE

Player	G	Rush	Rec.	PR	KOR	IR	Total	YPG
BROWN, Vincent	9	0	295	8	547	0	850	94.4
SWAIN, Brett	9	3	701	76	0	0	780	86.7
BORNES, Brandon	9	331	101	0	0	0	432	48.0
SULLIVAN, Brand	9	190	109	0	55	0	354	39.3
WESLEY, Mekell	9	20	0	0	319	0	339	37.7
MOUGEY, Darren	7	-4	334	0	0	0	330	47.1
O'CONNELL, Kevi	9	267	35	0	0	0	302	33.6
HENDERSON, Atiy	7	145	114	0	0	0	259	37.0
SCHILENS, Chaz	5	0	184	0	0	0	184	36.8
SCHMIDT, Steve	9	0	173	0	0	0	173	19.2
FANTROY, Martre	9	0	0	0	0	100	100	11.1
WALLACE, Robert	8	0	72	0	0	0	72	9.0
UMUOLO, Alston	8	10	62	0	0	0	72	9.0
HOLMES, Vonnie	9	0	0	0	0	65	65	7.2
BROWN, Davon	6	10	0	0	18	0	28	4.7
KAWULOK, Matthe	7	0	2	0	20	0	22	3.1
SOKOLOSKI, Kels	8	20	0	0	0	0	20	2.5
MOORE, Aaron	9	0	0	0	0	18	18	2.0
CAMPBELL, Tyler	9	6	0	0	10	0	16	1.8
SHAW, Justin	2	0	14	0	0	0	14	7.0
BOUDREAUX, Core	9	0	0	0	0	13	13	1.4
HAMILTON, Lynel	8	1	7	0	0	0	8	1.0
HUGHES, Michael	9	5	0	0	0	0	5	0.6
TOLEDO, Jon	7	0	5	0	0	0	5	0.7
TEAM	3	-4	0	0	0	0	-4	-1.3
Total.....	9	1000	2208	84	969	196	4457	495.2
Opponents.....	9	1642	2434	188	926	191	5381	597.9

ATTENDANCE

Site	G	Attend.	Average	High	W-L
San Diego	4	120,814	30,204	53,110	2-2
Road	5	188,572	37,714	54,617	2-3

FIRST DOWNS EARNED

Player	Rush	Pass	Rec.	Total
Kevin O'Connell	22	89	1	112
Brett Swain	0	0	21	20
Darren Mougey	0	1	18	19
Steve Schmidt	0	0	13	13
Brandon Bornes	7	0	6	13
Vincent Brown	0	0	13	13
Brandon Sullivan	8	0	5	13
Atiyah Henderson	5	0	4	9
Chaz Schilens	0	0	8	8
Kelsey Sokoloski	2	4	0	6
Robert Wallace	0	0	4	4
Alston Umuolo	1	1	1	3
Tyler Campbell	2	0	0	2
Davon Brown	1	0	0	1
Michael Hughes	1	0	0	1
Mekell Wesley	1	0	0	1
Penalty	-	-	-	6
SAN DIEGO STATE	50	95	94	244

FUMBLES

Player	No.	Lost
Kevin O'Connell	5	1
Atiyah Henderson	2	1
Brandon Bornes	1	1
Darren Mougey	1	1
Chaz Schilens	1	1
Brett Swain	1	0
SAN DIEGO STATE	9	5
OPPONENTS	8	3

CONSECUTIVE TOUCHES WITHOUT A

FUMBLE

Player	Season	Total
Lynel Hamilton	2	910

Includes rushing and receptions for running backs and wide receivers; includes snaps handled for quarterbacks.

> 2007 SEASON STATISTICS

DEFENSE

Player	GP	-----Tackles-----			TFL/Yds.	Sacks No.-Yards	---Pass Def---		QBH	---Fumbles---		Blkd Kick	Saf.
		Solo	Ast.	Total			Int.-Yds	BrUp		Rcv.-Yds	FF		
ALLEN, Russell	9	54	36	90	5.5-18	1.0-6	1-0	5	.	1-0	.	.	
BASS, Ray	9	47	21	68	2.0-6	.	.	2	.	1-0	.	.	
LAOLAGI, Luke	9	33	34	67	5.0-16	1.5-9	.	3	
PRESTON, Andrew	8	28	27	55	5.0-16	1.0-7	
BOUDREAUX, Core	9	35	20	55	3.0-12	.	1-13	8	.	1	.	.	
MOORE, Aaron	9	32	16	48	3.5-6	.	4-18	5	
OSBORN, Nick	9	22	22	44	6.5-30	4.0-24	.	1	.	1	.	.	
WILLIAMS, B.J.	9	17	22	39	4.0-26	1.5-17	.	1	
SOTO, Jonathan	9	17	8	25	4.5-19	3.0-15	.	2	.	1	.	.	
SPENCER, Neil	9	10	10	20	0.5-0	
HOLMES, Vonnie	9	13	5	18	0.5-2	.	4-65	3	
FIFITA, Siaoisi	9	9	8	17	6.0-23	3.0-16	.	.	2	.	.	.	
MCKAY, T.J.	6	9	8	17	
NWANSI, Ornan	9	6	7	13	1.0-3	
JAMES, Scotty	6	6	6	12	.	.	.	2	
FANTROY, Martre	9	12	1	13	.	.	3-100	
MARTIN, Brett	4	2	9	11	.	.	.	2	
DEMARTINIS, Ton	9	6	3	9	
YARBROUGH, Marc	8	4	5	9	
HEMMINGS, Dey J	9	9	.	9	1	.	.	
LAWSON, Ernie	9	3	6	9	.	.	.	2	
CAMPBELL, Tyler	9	6	2	8	
CLARKE, Zach	6	5	3	8	
HORN, Romeo	8	5	2	7	
DUNKLE, Freddy	6	3	2	5	
SANDFORD, Nick	6	4	1	5	
SCHMITT, Tyler	9	5	.	5	
HULL, Marc	7	2	2	4	.	.	1-0	
NELSON, Peter	7	2	1	3	
SCHMIDT, Steve	9	3	.	3	
ARMSTRONG, Gera	9	2	1	3	
UMUOLO, Alston	8	2	1	3	1	.	.	
STANBRA, Brian	4	.	3	3	
HAMILTON, Lynel	8	2	.	2	
CRAWFORD, Travi	6	1	1	2	
PALMER, Garrett	9	1	.	1	
MOUGEY, Darren	7	1	.	1	
SULLIVAN, Brand	9	1	.	1	.	.	.	1	
MILLING, Jerry	2	1	.	1	
TOLEDO, Jon	7	1	.	1	
WESLEY, Mekell	9	0	1	1	
WILLIAMS, Avery	3	.	1	1	
KAWULOK, Matthe	7	.	1	1	
TM TEAM	3	1-0	.	.	
Total.....	9	421	296	717	47-177	15-94	14-196	35	4	3-0	5	.	
Opponents.....	9	348	218	566	57-272	26-175	7-191	34	3	5-29	6	2	

2007 SAN DIEGO STATE SINGLE-GAME HIGHS

INDIVIDUAL

Longest Scoring Run - 59, Brandon Bornes at Washington St. (9-8-07)
Longest Non-Scoring Run - 41, Brandon Bornes at Arizona St. (9-15-07)
Longest Scoring Pass - 75, Kevin O'Connell to Brett Swain vs. Portland St. (9-22-07)
Longest Non-Scoring Pass - 51, Kevin O'Connell to Atiyah vs. Cincinnati, (9-29-07)
Longest Kickoff Return - 89, Mekell Wesley at UNLV (11-10-07)
Longest Punt Return - 27, Brett Swain vs. Wyoming (11-3-07)
Longest Interception Return - 55, Martrell Fantroy at UNLV (11-10-07)
Longest Punt - 75, Michael Hughes vs. Wyoming (11-3-07)
Longest Field Goal - 50, Garrett Palmer at Arizona St. (9-15-07)
Most Touchdowns - 3, Brett Swain vs. Portland St. (9-22-07); Kevin O'Connell at Colorado St. (10-6-07)
Most Rushing Attempts - 18, Brandon Bornes vs. Portland St. (9-22-07)
Most Rushing Yards - 82, Kevin O'Connell vs. New Mexico (10-20-07)
Most Pass Attempts - 44, Kevin O'Connell at Washington St. (9-8-07), vs. Wyoming (11-3-07)
Most Pass Completions - 28, Kevin O'Connell at Washington St. (9-8-07)
Most Interceptions Thrown - 2, Kevin O'Connell vs. Wyoming (11-3-07)
Most Passing Yards - 443, Kevin O'Connell vs. Portland St. (9-22-07)
Most Touchdown Passes - 5, Kevin O'Connell vs. Portland St. (9-22-07)
Most Receptions - 9, Vincent Brown vs. New Mexico (10-20-07)
Most Receiving Yards - 224, Brett Swain vs. Cincinnati (9-29-07)
Most Field Goals Attempted - 2, Garrett Palmer at Washington St. (9-8-07), at Arizona St. (9-15-07)
Most Field Goals Made - 2, Garrett Palmer at Arizona St. (9-15-07)
Most Pass Interceptions - 1, Vonnie Holmes at Washington St. (9-8-07), at Arizona St. (9-15-07), vs. Portland St. (9-22-07), vs. Cincinnati (9-29-07); Russell Allen vs. Portland St. (9-22-07); Marc Hull vs. Portland St. (9-22-07); Martrell Fantroy vs. Cincinnati (9-29-07); Aaron Moore vs. Cincinnati (9-29-07), vs. New Mexico (10-20-07); Aaron Moore at Colorado St. (10-6-07), vs. New Mexico (10-20-07), vs. Wyoming (11-3-07); Corey Boudreaux at Utah (10-13-07); Martrell Fantroy at UNLV (11-10-07)
Most Tackles - 22, Russell Allen at Utah (10-13-07)
Most Solo Tackles - 11, Russell Allen vs. Cincinnati (9-29-07)
Most Quarterback Sacks - 2.5, Siaoisi Fifita vs. Wyoming (11-3-07)
Most Tackles for Loss - 4.5, Siaoisi Fifita vs. Wyoming (11-3-07)
Most Passes Broken Up - 2, Aaron Moore at Arizona St. (9-15-07), vs. Wyoming (11-3-07); Ray Bass vs. Portland St. (9-22-07), vs. Cincinnati (9-29-07); Corey Boudreaux at Utah (10-13-07), vs. New Mexico (10-20-07); Russell Allen vs. New Mexico (10-20-07)

TEAM BESTS/HIGHS

Most First Downs - 27, vs. Portland St. (9-22-07)
Most Rushing Attempts - 44, at Colorado St. (10-6-07)
Most Rushing Yards - 166, vs. New Mexico (10-20-07)
Most Pass Attempts - 47, at Washington St. (9-8-07)
Most Completions - 30, at Washington St. (9-8-07)
Most Interceptions Thrown - 2 vs. Wyoming (11-3-07)
Most Passing Yards - 474, vs. Portland St. (9-22-07)
Most Total Offense - 596, vs. Portland St. (9-22-07)
Fewest Fumbles - 0, at Washington St. (9-8-07), at Arizona St. (9-15-07), vs. Wyoming (11-3-07)
Most Fumbles - 4, vs. New Mexico (10-20-07)
Fewest Turnovers - 0, vs. Portland St. (9-22-07)
Most Turnovers - 2 vs. Cincinnati (9-29-07); at Utah (10-13-07); vs. New Mexico (10-20-07), vs. Wyoming (11-3-07)
Most Offensive Plays - 71, at Colorado St. (10-6-07)
Most Time of Possession - 32:31, vs. New Mexico (10-20-07)
Longest Touchdown Drive - 91, vs. Portland St. (9-22-07);
Long Field Goal Drive - 74, at UNLV (11-10-07)

DEFENSIVE BESTS

Fewest First Downs Allowed - 16, at Colorado St. (10-6-07)
Fewest Rushing Attempts Allowed - 18, vs. Portland St. (9-22-07)
Fewest Rushing Yards Allowed - 13, vs. Portland St. (9-22-07)
Fewest Pass Attempts Allowed - 22, at Arizona St. (9-15-07)
Fewest Pass Completions Allowed - 14, at Colorado St. (10-6-07)
Fewest Passing Yards Allowed - 159, vs. Wyoming (11-3-07)
Most Interceptions - 3, vs. Portland State (9-22-07); vs. Cincinnati (9-29-07)
Fewest Total Plays Allowed - 62, at Arizona St. (9-15-07)
Fewest Total Yards Allowed - 250, vs. Wyoming (11-3-07)
Most Fumbles Forced - 4, vs. Portland St. (9-22-07)
Most Passes Broken Up - 7, vs. New Mexico (10-20-07)
Most Quarterback Sacks - 4, vs. Wyoming (11-3-07)
Most Tackles for Loss - 15.0, vs. Wyoming (11-3-07)

> 2007 SEASON STATISTICS

DRIVE ENGINEERING

Quarterback	Drives Started		Drives Ended By							Points Yielded	Pts./ Drive	QB Efficiency
	TD	FG	MFG	Punts	Downs	TO	SF	Clock				
O'Connell	112	23	8	2	54	3	9	0	7	191	1.71	31.4
Sokoloski	5	2	0	0	0	1	1	0	2	7	1.40	66.7
SAN DIEGO STATE	117	25	8	2	54	4	10	0	9	198	1.69	32.4
OPPONENTS	117	31	14	2	39	5	17	0	8	258	2.21	43.1

QB Efficiency is drives that resulted in scores or missed field goals divided by number of drives minus drives ended by the clock.

When two quarterbacks are involved in a drive, the quarterback that began the drive will receive credit for points yielded.

RED ZONE

	Times Inside Opp. 20		Drives Ended By							Total Points	TD Pct.	Scoring Pct.
	TD	FG	MFG	Punts	Downs	TO	Clock					
SAN DIEGO STATE	26	16	8	1	0	1	0	0	136	61.5	92.3	
OPPONENTS	29	19	6	0	0	1	1	0	151	65.5	86.2	

AVERAGE STARTING FIELD POSITION

	Times Started		Total Yard Line	Average Field Pos	Started in Plus Territory	Scores	TD	FG	MFG	Punts	Downs	TO	Clock	Total Points
	TD	FG												
SAN DIEGO STATE	117	3,345	28.59	14	31	24	7	2	39	4	10	8	194	
OPPONENTS	117	3,611	30.86	11	40	28	12	2	33	4	15	8	238	

Does not include defensive returns for touchdowns.

TURNOVERS

San Diego State's 12 turnovers led to 41 Opponent points: 5 TD, 2 FG: 6.5% of Opponents' total points (265).

Opponent's 17 turnovers led to 34 San Diego State points: 4 TD, 2 FG: 6.4% of San Diego State's total points (218).

Line of Scrimmage	Own Territory					Opponent Territory					Returned By Opp Total	TO By Quarter				
	EZ/G-10	11-20	21-30	31-40	41-50	49-40	39-30	29-20	19-10	9-G/EZ		for TD	1	2	3	4
SAN DIEGO STATE TOs	1	1	0	1	1	4	1	3	0	0	12	3	3	2	4	3
OPPONENTS TOs	0	2	4	1	4	0	1	4	0	1	17	0	3	3	4	6

Yard line refers to where opponent took over possession

SCORING DRIVE ANALYSIS

Distance (minus)	SDSU		Opponent	
	TD	FG	TD	FG
0-9	1	-	-	1
10-19	-	1	-	1
20-29	-	1	-	2
30-39	1	-	1	1
40-49	3	1	1	2
50-59	3	1	2	3
60-69	3	3	7	3
70-79	9	1	8	2
80-89	3	-	9	-
90-99	2	-	1	-

GAME OPENING DRIVES

Game	SDSU			Opponent		
	Pts.	FD	Yrds.	Pts.	FD	Yrds.
at Washington State	3	4	61	7	4	67
at Arizona State	0	1	16	7	2	36
Portland State	7	2	41	0	1	15
Cincinnati	0	2	30	7	4	69
at Colorado State	7	3	80	0	0	9
at Utah	0	0	2	0	2	57
New Mexico	0	0	9	0	0	6
Wyoming	0	0	0	0	0	9
at UNLV	7	3	91	0	2	38
at Air Force						
TCU						
Brigham Young						

SECOND HALF OPENING DRIVES

Game	SDSU			Opponent		
	Pts.	FD	Yrds.	Pts.	FD	Yrds.
at Washington State	0	2	11	7	4	71
at Arizona State	0	2	33	0	1	16
Portland State	3	3	69	0	2	52
Cincinnati	0	1	20	7	3	61
at Colorado State	0	0	-7	3	0	3
at Utah	0	0	-5	0	1	13
New Mexico	7	4	59	0	1	13
Wyoming	0	0	6	0	3	30
at UNLV	0	0	0	7	4	80
at Air Force						
TCU						
Brigham Young						

SAN DIEGO STATE BIG PLAYS (25+ YARDS)

Yards	Play	Opponent	Quarter	Player(s)
75*	Pass	Port. St.	2nd	O'Connell to Swain (1st and 10, SDSU 25)
62*	Pass	Port. St.	4th	O'Connell to V. Brown (1st and 25, SDSU 38)
59*	Rush	Wash. St.	1st	Bornes (1st and 10, SDSU 41)
57	Pass	Colo. St.	4th	O'Connell to Swain (3rd and 10, SDSU 20)
53*	Pass	Port. St.	2nd	O'Connell to Swain (3rd and 7, SDSU 47)
51	Pass	Cincinnati	3rd	O'Connell to Henderson (1st and 10, SDSU 28)
49	Pass	UNLV*	1st	O'Connell to Schilens (1st and 10, LV 49)
46	Pass	Colo. St.	3rd	Mougey to V. Brown (1st and 10, SDSU 20)
43	Pass	Cincinnati	4th	Sokoloski to Umuolo (1st and 22, UC 43)
41	Rush	Arizona St.	2nd	Bornes (2nd and 3, SDSU 47)
40	Pass	Cincinnati	2nd	O'Connell to Swain (1st and 10, SDSU 37)
36	Pass	Port. St.	3rd	O'Connell to Swain (3rd and 11, SDSU 43)
35	Pass	Utah	2nd	Umuolo to O'Connell (1st and 10, Utah 45)
31	Pass	Wyoming	3rd	O'Connell to Wallace (2nd and 10, SDSU 47)
30*	Pass	Port. St.	1st	O'Connell to Swain (3rd and 4, PSU 30)
29*	Rush	Wyoming	3rd	O'Connell (1st and 10, WY 29)
27*	Pass	Wyoming	4th	O'Connell to V. Brown (3rd and 13, WY 27)
27	Pass	Wash. St.	2nd	O'Connell to Swain (3rd and 11, SDSU 1)
26	Pass	Wyoming	3rd	O'Connell to Swain (1st and 10, SDSU 31)
26	Rush	Colo. St.	1st	Henderson (2nd and 2, CSU 33)
26	Pass	Colo. St.	1st	O'Connell to Swain (3rd and 8, SDSU 33)
26	Pass	Wash. St.	4th	O'Connell to Schilens (1st and 10, WSU 47)
25	Rush	UNLV	1st	Sullivan (1st and 10, SDSU 31)

* - Play resulted in a touchdown

OPPONENT BIG PLAYS (25+ YARDS)

Yards	Play	Opponent	Quarter	Player(s)
80*	Pass	Cincinnati	2nd	Mauk to Barnett (2 and 10, UC 20)
65	Pass	Port. St.	2nd	White to Mackins (1st and 10, PSU 03)
49	Rush	UNLV	3rd	Summers (1st and 10, LV34)
46*	Rush	Arizona St.	1st	Herring (2nd and 10, SDSU 46)
42	Rush	UNLV	2nd	Summers (2nd and 10, LV 27)
41	Rush	Utah	3rd	Louks (2nd and 5, Utah 43)
40*	Pass	Colo. St.	4th	Hanie to Morton (1st and 10, SDSU 40)
39*	Pass	Wash. St.	2nd	Brink to Anderson (1st and 10, SDSU 39)
36*	Pass	UNLV	4th	Dixon to Anthony (3rd and 10, SD 36)
32	Pass	Utah	3rd	Johnson to Hernandez (1st and 10, SDSU 43)
31	Pass	Port. St.	2nd	White to Mackins (1st and 10, SDSU 31)
30*	Pass	Wyoming	2nd	Sween to Ford (1st and 10, SDSU 30)
30	Pass	New Mexico	4th	Porterie to Brown (2nd and 7, UNM 21)
30*	Pass	Arizona St.	2nd	Carpenter to Burgess (1st and 10, SDSU 30)
30	Pass	Cincinnati	2nd	Mauk to Goodman (3 and 15, UC 38)
27	Pass	Utah	3rd	Johnson to Godfrey (1st and 10, Utah 30)
27	Rush	Utah	1st	Mack (1st and 10, SDSU 29)
27	Rush	Wash. St.	3rd	Tardy (1st and 10, SDSU 30)
26	Pass	New Mexico	3rd	Porterie to Brown (1st and 10, UNM 16)
26	Pass	Wash. St.	3rd	Brink to Bumpus (3rd and 5, WSU 41)
26	Pass	Wash. St.	2nd	Brink to Dillon (1st and 10, SDSU 27)
26	Pass	Cincinnati	2nd	Mauk to Gilyard (1st and 15, SDSU 37)
25*	Pass	New Mexico	2nd	Porterie to Brown (1st and 10, SDSU 25)
25	Pass	Wash. St.	2nd	Brink to Dillon (1st and 10, SDSU 48)

* - Play resulted in a touchdown

> 2007 SEASON STATISTICS

GAME SUMMARIES

Game	Score By Quarters				First Downs				Rushing			Passing			Total Off.		Return Yards	Punting No-Avg	Fumbles No-Lost	Pen. No-Yds	Third Downs	Avg.		
	Score	1	2	3	4	Tot	Ru	Pa	Pn	Att	Yards	TD	A-C-I	Yards	TD	Att						Yards	F. Pos	ToP
SDSU	17	10	0	0	7	21	5	10	1	23	114	1	47-30-1	285	1	70	399	180	4-42.0	0-0	13-105	7-15	SD27	29:11
at Wash. State	45	10	14	14	7	36	10	24	2	35	185	1	47-38-1	469	5	82	654	89	2-23.0	0-0	9-80	7-11	WS26	30:49
SDSU	13	3	7	3	0	17	7	9	1	31	143	1	38-22-1	180	0	69	323	142	7-268	0-0	7-65	6-18	SD30	28:54
at Arizona State	34	14	10	7	3	26	14	11	1	40	268	2	22-16-1	268	2	62	479	168	3-122	0-0	8-73	4-9	AS31	31:00
at SDSU	52	14	21	3	14	27	8	18	1	33	122	1	22-34-0	474	5	67	596	124	2-104	1-0	8-81	7-11	SD30	29:39
Portland State	17	7	7	0	3	24	5	19	0	18	13	2	42-61-3	445	0	79	458	75	4-186	4-1	5-45	5-15	PS23	30:21
at SDSU	23	3	7	0	13	16	4	11	1	24	65	0	33-24-1	312	2	57	377	213	5-217	1-1	6-62	4-12	SD29	25:05
Cincinnati	52	7	28	7	10	30	15	13	2	50	263	2	32-21-3	284	4	82	547	192	1-52	2-0	10-78	9-15	UC27	34:55
SDSU	24	7	0	3	14	19	12	7	0	44	148	3	27-14-0	230	0	71	378	25	9-373	0-0	3-21	5-16	SD27	31:11
at Colorado State	20	0	0	13	7	16	9	7	0	39	139	1	27-14-1	188	1	66	327	39	5-244	0-0	3-15	5-15	CS33	28:41
SDSU	7	0	7	0	0	12	5	4	3	29	62	1	32-15-1	149	0	61	211	53	7-339	2-1	7-45	5-15	SD28	26:46
at Utah	23	3	6	14	0	27	18	9	0	46	282	0	32-24-1	232	2	78	514	110	3-107	1-1	8-84	4-12	UU34	33:14
at SDSU	17	0	10	7	0	14	6	8	0	43	166	2	26-18-0	133	0	69	299	115	9-316	4-2	7-47	7-18	SD33	32:31
New Mexico	20	3	7	0	10	19	8	10	1	38	126	1	35-18-2	239	1	73	365	129	7-269	0-0	7-55	4-16	NM30	27:29
at SDSU	27	0	7	13	7	16	2	14	0	24	58	2	45-20-2	249	2	69	307	130	10-481	0-0	3-29	6-17	SD27	24:00
Wyoming	24	14	7	0	3	18	10	7	1	47	91	0	30-22-1	159	2	77	250	243	10-398	1-0	2-10	7-20	WY34	36:00
SDSU	38	14	7	0	17	18	7	10	1	26	144	1	17-23-1	196	2	49	318	205	4-189	0-0	3-20	3-9	V36	23:10
at UNLV	30	0	0	14	16	24	12	12	0	49	275	1	18-29-1	207	3	78	482	131	5-206	2-0	3-33	10-19	LV25	36:50

SDSU
at Air Force
at SDSU
TCU
at SDSU
Brigham Young

SAN DIEGO STATE SCORING DRIVES

Opponent	Drive		Type of	Score	Qtr/Time	Start	Scoring Play
	Plays	Yards					
Wash. St.	11	61	4:39	FG	1st/10:21	SD33	Palmer 23-yd FG
Wash. St.	2	70	0:19	TD	1st/7:50	SD30	Bornes 59-yd run
Wash. St.	4	47	2:01	TD	4th/12:52	WS47	Mougey 19-yd from O'Connell
Arizona St.	7	19	2:54	FG	1st/4:45	SD50	Palmer 48-yd FG
Arizona St.	7	78	3:14	TD	2nd/7:58	SD22	O'Connell 3-yd run
Arizona St.	9	40	3:42	FG	3rd/0:00	SD28	Palmer 50-yd FG
Port. St.	6	41	2:45	TD	1st/12:15	PS41	Mougey 8-yard from O'Connell
Port. St.	7	70	3:30	TD	1st/5:25	SD30	Swain 30-yard from O'Connell
Port. St.	8	91	3:26	TD	2nd/13:02	SD09	Swain 53-yard from O'Connell
Port. St.	1	75	0:19	TD	2nd/10:04	SD025	Swain 75-yard from O'Connell
Port. St.	8	76	3:29	TD	2nd/1:06	SD024	Bornes 7-yard run
Port. St.	11	69	3:56	FG	3rd/7:49	SD13	Palmer 36-yard FG
Port. St.	6	79	2:12	TD	4th/11:59	SD21	Brown 62-yard from O'Connell
Port. St.	7	58	4:14	TD	4th/4:13	SD42	Umuolo 10-yard run
Cincinnati	5	25	1:12	FG	1st/2:25	UC40	Palmer 33-yard FG
Cincinnati	7	50	2:40	TD	2nd/2:19	SD50	Hamilton 7-yard from O'Connell
Cincinnati	6	79	3:33	TD	4th/1:12	SD21	Umuolo 43-yard from Sokoloski
Colo. St.	12	80	5:36	TD	1st/9:24	SD20	O'Connell 1-yard run
Colo. St.	8	64	2:24	FG	3rd/4:29	SD20	Palmer 33-yard FG
Colo. St.	6	75	1:16	TD	4th/13:36	SD25	O'Connell 16-yard run
Colo. St.	7	80	1:40	TD	4th/0:40	SD20	O'Connell 1-yard run
Utah	5	61	2:25	TD	2nd/8:52	SD39	Sullivan 5-yard run
New Mexico	12	59	4:23	FG	2nd/14:08	SD30	Palmer 29-yard FG
New Mexico	3	5	1:09	TD	2nd/12:02	NM05	O'Connell 1-yard run
New Mexico	7	59	3:00	TD	3rd/9:17	SD41	O'Connell 23-yard run
Wyoming	7	64	1:05	TD	2nd/0:13	SD36	Schilens 5-yard from O'Connell
Wyoming	5	83	1:46	TD	3rd/7:47	SD17	O'Connell 29-yard run
Wyoming	8	66	3:23	TD	3rd/2:57	SD34	Sullivan 6-yard run
Wyoming	6	38	2:40	TD	4th/1:06	WY38	V. Brown 27-yard from O'Connell
UNLV	10	91	4:06	TD	1st/4:46	SD09	Schmidt 3-yard from O'Connell
UNLV	1	49	0:08	TD	1st/1:53	LV49	Schilens 49-yd from O'Connell
UNLV	9	75	4:39	TD	2nd/9:38	SD25	Bornes 15-yard run
UNLV	9	74	3:34	FG	4th/4:37	SD22	Palmer 22-yard FG

OPPONENT SCORING DRIVES

Opponent	Drive		Type of	Score	Qtr/Time	Start	Scoring Play
	Plays	Yards					
Wash. St.	5	67	2:12	TD	1st/8:09	WS33	Gibson 6-yd from Brink
Wash. St.	12	72	4:43	FG	1st/3:07	WS14	Abdollmohammadi 31-yd FG
Wash. St.	7	63	2:13	TD	2nd/13:39	SD40	Tardy 1-yd run
Wash. St.	5	77	1:27	TD	2nd/9:58	WS23	Anderson 39-yd from Brink
Wash. St.	9	71	3:02	TD	3rd/11:58	WS29	Collins 3-yd from Brink
Wash. St.	8	87	2:55	TD	3rd/5:38	WS13	Woodard 18-yd from Brink
Wash. St.	10	86	4:55	TD	4th/7:57	WS14	Gibson 31-yd from Brink
Arizona St.	5	36	1:34	TD	1st/12:10	SD36	Williams 19-yd from Carpenter
Arizona St.	4	60	1:31	TD	1st/3:08	AS40	Herring 46-yd run
Arizona St.	11	42	5:24	FG	2nd/7:48	AS27	Weber 48-yd FG
Arizona St.	4	76	0:36	TD	2nd/0:41	AS24	Burgess 30-yd from Carpenter
Arizona St.	10	85	4:31	TD	3rd/3:50	AS15	Herring 1-yd run
Arizona St.	9	66	4:08	FG	4th/5:03	AS20	Weber 31-yd
Port. St.	12	85	3:57	TD	1st/1:28	PS15	Sobomehin 1-yard run
Port. St.	8	76	2:39	TD	2nd/10:23	PS24	Sobomehin 1-yard run
Port. St.	13	51	5:06	FG	4th/14:11	PS19	Chalmers 47-yard FG
Cincinnati	14	69	5:40	TD	1st/5:55	UC31	Glatthaar 1-yard run
Cincinnati	7	71	2:28	TD	2nd/14:57	UC29	Goodman 11-yard from Mauk
Cincinnati	11	80	5:19	TD	2nd/7:24	UC20	Barnett 4-yard from Mauk
Cincinnati	2	80	0:14	TD	2nd/4:59	UC20	Barnett 80-yard from Mauk
Cincinnati	9	70	1:41	TD	2nd/0:38	UC30	Goodman 11-yard from Mauk
Cincinnati	6	61	2:13	TD	3rd/12:47	UC39	Moore 21-yard run
Cincinnati	14	52	8:13	FG	4th/6:28	UC35	Rogers 30-yard FG
Colo. St.	4	3	2:11	FG	3rd/11:13	S25	Smith 39-yard FG
Colo. St.	7	43	2:31	TD	3rd/6:58	S43	Hanie 1-yard run
Colo. St.	6	17	1:22	FG	3rd/0:00	S20	Smith 20-yard FG
Colo. St.	8	86	3:44	TD	4th/2:29	CS14	Morton 40-yard from Hanie
Utah	13	53	5:18	FG	1st/5:14	UU32	Sakoda 32-yard FG
Utah	12	36	6:07	FG	1st/11:21	UU30	Sakoda 51-yard FG
Utah	9	61	0:55	FG	2nd/0:05	UU29	Sakoda 27-yard FG
Utah	3	70	0:48	TD	3rd/9:53	UU30	Brooks 11-yard from Louks
Utah	7	74	2:15	TD	3rd/5:27	UU26	Mack 7-yard pass Johnson
New Mexico	8	48	3:48	FG	1st/6:53	NM38	Sullivan 31-yard FG
New Mexico	13	94	2:30	TD	2nd/0:11	NM06	Brown 25-yard from Porterie
New Mexico	10	62	3:19	FG	4th/13:04	NM16	Sullivan 38-yard FG
New Mexico	8	65	1:31	TD	4th/0:15	NM35	Ferguson 6-yard run
Wyoming	9	57	2:42	TD	1st/10:22	WY43	Ford 19-yard from Sween
Wyoming	7	52	3:38	TD	2nd/1:18	WY48	Ford 30-yard from Sween
Wyoming	9	25	3:24	FG	4th/11:38	WY48	Vinnedge 44-yard FG
UNLV	8	80	4:43	TD	3rd/8:27	LV20	Anthony 31-yard from Dixon
UNLV	5	81	1:57	TD	3rd/4:39	LV19	Trotter 17-yard rush
UNLV	7	27	3:11	FG	4th/13:34	SD45	Aguiayo 35-yard FG
UNLV	12	78	4:52	TD	4th/8:19	LV22	Flair 13-yard from Dixon
UNLV	6	66	1:03	TD	4th/0:07	LV34	Anthony 36-yard from Dixon

> 2007 SEASON STATISTICS

OFFENSIVE STARTERS

Position	Wash. St.	Ariz. St.	Portland St.	Cincinnati	Colo. St.	Utah	New Mexico	Wyoming	UNLV	Air Force	TCU	BYU
LT	Robinson	Robinson	Robinson	Robinson	Robinson	Robinson	Robinson	Robinson	Robinson	Robinson		
LG	Schmidt, M.	Schmidt, M.	Schmidt, M.	Schmidt, M.	Schmidt, M.	Schmidt, M.	Schmidt, M.	Schmidt, M.	Schmidt, M.	Schmidt, M.		
C	Iosefa	Iosefa	Iosefa	Iosefa	Iosefa	Iosefa	Iosefa	Iosefa	Iosefa	Iosefa		
RG	Amano	Amano	Amano	Amano	Amano	Amano	Dombrowski	Dombrowski	Dombrowski			
RT	Kravetz	Kravetz	Kravetz	Kravetz	Kravetz	Kravetz	Kravetz	Kravetz	Kravetz			
R	Schilens	Schilens	Wesley	Brown, V.	Brown, V.		Brown, V.	Schilens	Brown, V.			
W	Swain	Swain	Swain	Swain	Swain	Swain	Swain	Swain	Swain			
X	Mougey	Mougey		Mougey	Mougey	Mougey	Wallace	Brown, V.	Schilens			
TE	Schmidt, S.	Schmidt, S.	Schmidt, S.	Schmidt, S.		Schmidt, S.	Schmidt, S.	Schmidt, S.	Schmidt, S.			
RB	Bornes	Bornes	Bornes	Bornes	Bornes	Bornes	Bornes	Sullivan	Sullivan			
QB	O'Connell	O'Connell	O'Connell	O'Connell	O'Connell	O'Connell	O'Connell	O'Connell	O'Connell			
FB			Hamilton		Sullivan							
TE						Kawulok						

DEFENSIVE STARTERS

Position	Wash. St.	Ariz. St.	Portland St.	Cincinnati	Colo. St.	Utah	New Mexico	Wyoming	UNLV	Air Force	TCU	BYU
DE	Fifita	Fifita	Fifita	Fifita	Fifita	Soto	Soto	Spencer	Soto			
DT	Nelson	Nelson	Nwansi	Nwansi	Nwansi	Nwansi	Nwansi	Nwansi	Nwansi			
DE	Osborn	Osborn	Osborn	Osborn	Osborn	Osborn	Osborn	Osborn	Osborn			
R	Williams, B.J.	Williams, B.J.	Soto	Williams, B.J.	Williams, B.J.	Williams, B.J.	Williams, B.J.	Williams, B.J.	Williams, B.J.			
WLB	Martin	Martin	Preston	Preston	Preston	Preston	Hull	Preston	Preston			
MLB	Laolagi	Laolagi	Laolagi	Laolagi	Laolagi	Laolagi	Laolagi	Laolagi	Laolagi			
SLB	Allen	Allen	Allen	Allen	Allen	Allen	Allen	Allen	Allen			
CB	Moore	Moore	McKay	Moore	Moore	Moore	Moore	Moore	Moore			
FS	Boudreaux	Boudreaux	Boudreaux	Boudreaux	Boudreaux	Boudreaux	Boudreaux	Boudreaux	Boudreaux			
SS	Bass	Bass	Bass	Bass	Bass	Bass	Bass	Bass	Bass			
CB	James	James	James	James	Holmes	Holmes	Holmes	Holmes	Holmes			

KICKOFF ANALYSIS

	Times Total	Deep Kicks	Total Return	TB	In 20	OB	OnS	FC	MF	NA	SQB	Opp. OSY	Opp. Ret.	ASY
Garrett Palmer	44	44	42	2	7	0	0-for-0	0	0	0	1	1,311	818	29.8
SAN DIEGO STATE	44	44	42	2	7	0	0-for-0	0	0	0	1	1,311	818	29.8
OPPONENTS	56	55	45	9	4	0	0-for-1	0	0	0	0	1,542	1,319	27.5

TB - Touchbacks; OB - Out of Bounds; OnS - Onsidings; FC - Fair Catch; MF - Muffed; NA - No Attempt at a Return; SQB - Squib; Opp. OSY - Opponents Starting Yard Line; Ret - Return Yardage; ASY - Average Starting Yardline.

THIRD DOWN EFFICIENCY ANALYSIS

	3rd Down and													Rush	Pass	Total	Pct.
	1	2	3	4	5	6	7	8	9	10	11-14	15-19	20+				
SAN DIEGO STATE	10-14	5-9	4-9	7-10	2-8	4-12	1-6	8-17	2-7	4-12	5-11	1-9	0-8	14-29	39-101	53-130	40.8
OPPONENTS	13-14	9-14	6-11	6-9	2-9	1-7	3-11	2-12	2-4	6-10	1-16	2-7	1-5	27-47	28-82	55-129	42.6

For third down efficiency purposes, sacks are listed under attempted pass conversion.

> 2007 SEASON STATISTICS

RUSHING, INDIVIDUAL GAME-BY-GAME

PLAYER	SEASON	Wash. St.	Ariz. St.	Portland St.	Cincinnati	Colo. St.	Utah	New Mexico	Wyoming	UNLV	Air Force	TCU	BYU
BORNES, Brandon	82-345-3	7-72-1	12-73-0	16-56-1	9-19-0	9-40-0	3-16-0	16-38-0	4-2-0	4-25-1			
O'CONNELL, Kevi	97-267-7	9-3-0	11-38-1	7-15-0	5-(-8)-0	16-41-3	14-24-0	11-82-2	14-41-1	10-31-0			
SULLIVAN, Brandon	44-190-2	4-23-0	2-9-0	2-6-0	4-9-0	6-21-0	3-16-1	8-23-0	5-13-1	10-70-0			
HENDERSON, Atiy	31-145-0	2-16-0	3-10-0	4-22-0	3-23-0	10-46-0	2-0-0	7-28-0	---	---			
HAMILTON, Lynel	2-1-0	1-0-0	---	1-1-0	---	---	---	---	---	---			
BROWN, Davon	5-10-0	---	1-5-0	---	---	---	2-8-0	1-(-5)-0	1-2-0	---			
HUGHES, Michael	1-5-0	---	1-5-0	---	---	---	---	---	---	---			
SWAIN, Brett	1-3-0	---	1-3-0	---	---	---	---	---	---	---			
WESLEY, Mekell	4-20-0	---	---	2-14-0	---	1-2-0	1-4-0	---	---	---			
SOKOLOSKI, Kelsey	4-20-0	---	---	1-(-2)-0	3-22-0	---	---	---	---	---			
UMUOLO, Alston	0-10--1	---	---	0-10-1	---	---	---	---	---	---			
CAMPBELL, Tyler	3-6-0	---	---	---	---	1-2-0	2-4-0	---	---	---			
MOUGEY, Darren	1-(-4)-0	---	---	---	---	1-(-4)-0	---	---	---	---			
TOTALS	277-1,000-13	23-114-1	31-143-1	33-122-2	24-65-0	44-148-3	29-62-1	43-166-2	24-58-2	26-122-1			

PASSING, INDIVIDUAL GAME-BY-GAME

KEVIN O'CONNELL	ATT.	COMP.	INT.	PCT.	YARDS	TD	LONG	EFF.	RUSH	YARDS	TD
at Washington State	44	28	1	.636	273	1	27	118.71	9	3	0
at Arizona State	38	22	1	.579	180	0	17	92.42	11	38	1
Portland State	31	19	0	.613	443	5	75	234.55	7	15	0
Cincinnati	27	20	0	.741	253	1	51	165.01	5	-8	0
at Colorado State	26	13	0	.500	184	0	57	109.45	16	41	3
at Utah	31	14	1	.452	114	0	19	69.60	14	24	0
New Mexico	26	18	0	.692	133	0	18	112.20	11	82	2
Wyoming	44	20	2	.455	249	2	31	98.90	14	41	1
at UNLV	23	17	1	.739	196	2	49	165.50	10	31	0
at Air Force											
TCU											
Brigham Young											

KELSEY SOKOLOSKI	ATT.	COMP.	INT.	PCT.	YARDS	TD	LONG	EFF.	RUSH	YARDS	TD
at Washington State	3	2	0	.667	12	0	7	100.27	0	0	0
at Arizona State	--	--	--	--	--	--	--	--	--	--	--
Portland State	3	3	0	1.000	31	0	15	186.80	1	-2	0
Cincinnati	6	4	1	.667	59	1	43	170.93	3	22	0
at Colorado State	--	--	--	--	--	--	--	--	--	--	--
at Utah	--	--	--	--	--	--	--	--	--	--	--
New Mexico	--	--	--	--	--	--	--	--	--	--	--
Wyoming	--	--	--	--	--	--	--	--	--	--	--
at UNLV	--	--	--	--	--	--	--	--	--	--	--
at Air Force											
TCU											
Brigham Young											

RECEIVING, INDIVIDUAL GAME-BY-GAME

PLAYER	SEASON	Wash. St.	Ariz. St.	Portland St.	Cincinnati	Colo. St.	Utah	New Mexico	Wyoming	UNLV	Air Force	TCU	BYU
SWAIN, Brett	37-701-3	4-46-0	6-66-0	6-224-3	3-58-0	4-111-0	5-56-0	2-27-0	6-95-0	1-18-0			
MOUGEY, Darren	28-334-2	4-52-1	5-46-0	5-86-1	8-90-0	1-8-0	5-52-0	---	---	---			
BROWN, Vincent	24-295-2	---	2-19-0	2-71-1	---	3-61-0	---	9-58-0	4-52-1	4-34-0			
SCHMIDT, Steve	23-173-1	7-58-0	1-11-0	2-29-0	1-3-0	2-21-0	2-2-0	2-23-0	3-13-0	3-13-1			
SCHILENS, Chaz	13-184-2	5-70-0	1-5-0	---	---	---	---	1-9-0	4-40-1	2-60-1			
HENDERSON, Atiy	10-114-0	3-14-0	3-24-0	1-15-0	2-65-0	---	1-(-4)-0	---	---	---			
SULLIVAN, Brandon	15-113-0	3-15-0	2-4-0	---	1-5	2-15-0	---	1-(-4)-0	1-6-0	6-68-0			
BORNES, Brandon	14-101-0	3-25-0	---	4-33-0	5-30-0	1-5-0	1-8-0	---	---	---			
UMUOLO, Alston	5-62-1	---	1-3-0	---	2-47-1	1-9-0	---	---	---	1-3-0			
WALLACE, Roberto	6-72-0	---	---	1-9-0	---	---	---	3-20-0	2-43-0	---			
SHAW, Justin	2-14-0	---	---	1-7-0	1-7-0	---	---	---	---	---			
TOLEDO, Jon	1-5-0	1-5-0	---	---	---	---	---	---	---	---			
KAWULOK, Matthew	1-2-0	---	1-2-0	---	---	---	---	---	---	---			
HAMILTON, Lynell	1-7-1	---	---	---	1-7-1	---	---	---	---	---			
O'CONNELL, Kevin	1-35-0	---	---	---	---	---	1-35-0	---	---	---			
TOTALS	182-2208-12	30-285-1	22-180-0	22-474-5	24-312-2	14-230-0	15-149-0	18-133-0	20-249-2	17-196-2			

> 2007 SEASON STATISTICS

DEFENSIVE TACKLES, INDIVIDUAL GAME-BY-GAME

DEFENSIVE, (UNASSISTED-ASSISTED)

PLAYER	TOTALS	Wash. St.	Ariz. St.	Portland St.	Cincinnati	Colo. St.	Utah	New Mexico	Wyoming	UNLV	Air Force	TCU	BYU
ALLEN, Russell	54-36-90	4-3-7	3-2-5	4-3-7	11-4-15	6-2-8	10-12-22	4-5-9	7-2-9	5-3-8			
LAOLAGI, Luke	33-34-67	1-7-8	2-3-5	1-2-3	5-2-7	3-2-5	3-8-11	6-7-13	10-0-10	2-3-5			
BASS, Ray	47-21-68	8-1-9	3-2-5	3-2-5	6-3-9	3-0-3	6-8-14	7-1-8	7-1-8	4-3-7			
BOUDREAUX, Corey	35-20-55	3-2-5	5-3-8	6-2-8	1-0-1	3-0-3	5-8-13	2-1-3	9-3-12	2-0-2			
PRESTON, Andrew	28-27-55	0-3-3	3-0-3	3-1-4	1-6-7	6-3-9	4-9-13	0-0-0	4-3-7	7-2-9			
MOORE, Aaron	32-16-48	4-5-9	4-3-7	4-2-6	3-0-3	1-1-2	3-2-5	5-1-6	2-2-4	7-1-8			
OSBORN, Nick	22-22-44	1-4-5	0-1-1	1-4-5	5-3-8	4-2-6	1-4-5	3-2-5	2-1-3	5-1-6			
WILLIAMS, B.J.	17-22-39	3-4-7	3-1-4	0-1-1	1-4-5	3-4-7	1-2-3	0-2-2	3-4-7	3-0-3			
SOTO, Jonathan	17-8-25	1-1-2	5-0-5	3-0-3	4-0-4	1-1-2	0-0-0	3-4-7	0-0-0	0-2-2			
SPENCER, Neil	10-10-20	1-0-1	2-1-3	0-0-0	1-2-3	3-0-3	0-2-2	0-1-1	1-1-2	2-3-5			
HOLMES, Vonnie	13-5-18	1-0-1	0-1-1	3-0-3	2-0-2	2-0-2	1-2-3	0-0-0	2-1-3	2-1-3			
FIFITA, Sioasi	9-8-17	0-3-3	2-0-2	1-1-2	0-0-0	0-1-1	0-1-1	0-1-1	4-1-5	2-0-2			
McKAY, T.J.	9-8-17	2-5-7	2-0-2	1-1-2	3-2-5	0-0-0	1-0-1	0-0-0	0-0-0	0-0-0			
FANTROY, Martrell	12-1-13	0-0-0	0-0-0	0-0-0	2-0-2	0-0-0	0-0-0	1-1-2	3-0-3	6-0-6			
NWANSI, Ornan	6-7-13	1-2-3	0-1-1	0-0-0	1-1-2	1-0-1	0-0-0	0-0-0	3-1-4	0-2-2			
JAMES, Scotty	6-6-12	1-3-4	0-1-1	5-2-7	0-0-0	0-0-0	0-0-0	0-0-0	0-0-0	0-0-0			
MARTIN, Brett	2-9-11	0-6-6	0-3-3	2-0-2	0-0-0	0-0-0	0-0-0	0-0-0	0-0-0	0-0-0			
YARBROUGH, Marcus	4-5-9	0-0-0	2-2-4	2-1-3	0-0-0	0-1-1	0-0-0	0-1-1	0-0-0	0-0-0			
LAWSON, Ernie	3-6-9	1-0-1	0-0-0	0-1-1	0-0-0	0-1-1	1-3-4	0-1-1	0-0-0	1-0-1			
HEMMINGS, Dey Juan	9-0-9	1-0-1	0-0-0	3-0-3	1-0-1	0-0-0	0-0-0	0-0-0	3-0-3	1-0-1			
CLARKE, Zach	5-3-8	0-2-2	0-0-0	2-0-2	0-0-0	0-0-0	0-0-0	3-1-4	0-0-0	0-0-0			
DEMARTINIS, Tony	5-3-8	0-1-1	1-1-2	0-0-0	1-0-1	3-0-3	0-0-0	0-0-0	1-0-1	0-1-1			
CAMPBELL, Tyler	6-2-8	1-0-1	0-1-1	0-0-0	1-0-1	0-0-0	0-1-0	0-0-0	3-0-3	1-0-1			
HORN, Romeo	5-2-7	1-1-2	0-0-0	2-1-3	1-0-1	0-0-0	0-0-0	0-0-0	0-0-0	1-0-1			
SANFORD, Nick	4-1-5	1-0-1	0-0-0	2-1-3	1-0-1	0-0-0	0-0-0	0-0-0	0-0-0	0-0-0			
DUNKLE, Freddy	3-2-5	1-0-1	0-0-0	0-0-0	0-0-0	0-0-0	0-2-2	0-0-0	1-0-1	1-0-1			
SCHMITT, Tyler	5-0-5	0-0-0	1-0-1	0-0-0	0-0-0	1-0-1	0-0-0	1-0-1	2-0-2	0-0-0			
HULL, Marc	2-2-4	0-0-0	0-0-0	0-0-0	1-0-1	0-0-0	0-0-0	1-2-3	0-0-0	0-0-0			
NELSON, Peter	2-1-3	1-1-2	0-0-0	1-0-1	0-0-0	0-0-0	0-0-0	0-0-0	0-0-0	0-0-0			
SCHMIDT, Steve	3-0-3	0-0-0	0-0-0	0-0-0	0-0-0	1-0-1	1-0-1	0-0-0	0-0-0	1-0-1			
STANBRA, Brian	0-3-3	0-1-1	0-0-0	0-0-0	0-2-2	0-0-0	0-0-0	0-0-0	0-0-0	0-0-0			
ARMSTRONG, Gerard	2-1-3	0-0-0	1-1-2	0-0-0	0-0-0	0-0-0	0-0-0	1-0-1	0-0-0	0-0-0			
UMUOLO, Alston	2-1-3	0-0-0	0-0-0	0-0-0	1-0-1	1-0-1	0-0-0	0-1-1	0-0-0	0-0-0			
HAMILTON, Lynell	2-0-2	1-0-1	1-0-1	0-0-0	0-0-0	0-0-0	0-0-0	0-0-0	0-0-0	0-0-0			
CRAWFORD, Travis	1-1-2	0-1-1	0-0-0	0-0-0	0-0-0	0-0-0	0-0-0	0-0-0	0-0-0	1-0-1			
MOUGEY, Darren	1-0-1	1-0-1	0-0-0	0-0-0	0-0-0	0-0-0	0-0-0	0-0-0	0-0-0	0-0-0			
WILLIAMS, Avery	0-1-1	0-0-0	0-0-0	0-1-1	0-0-0	0-0-0	0-0-0	0-0-0	0-0-0	0-0-0			
TOLEDO, Jon	1-0-1	0-0-0	0-0-0	0-0-0	1-0-1	0-0-0	0-0-0	0-0-0	0-0-0	0-0-0			
SULLIVAN, Brandon	1-0-1	0-0-0	0-0-0	0-0-0	1-0-1	0-0-0	0-0-0	0-0-0	0-0-0	0-0-0			
KAWULOK, Matthew	0-1-1	0-0-0	0-0-0	0-0-0	0-0-0	0-0-0	0-1-1	0-0-0	0-0-0	0-0-0			
MILLING, Jerry	1-0-1	0-0-0	0-0-0	0-0-0	0-0-0	0-0-0	0-0-0	0-0-0	0-0-0	1-0-1			
PALMER, Garrett	1-0-1	0-0-0	0-0-0	0-0-0	0-0-0	0-0-0	0-0-0	0-0-0	0-0-0	1-0-1			
WESLEY, Mekell	0-1-1	0-0-0	0-0-0	0-0-0	0-0-0	0-0-0	0-1-1	0-0-0	0-0-0	0-0-0			

FORCED FUMBLES, INDIVIDUAL GAME-BY-GAME

PLAYER	TOTALS	Wash. St.	Ariz. St.	Portland St.	Cincinnati	Colo. St.	Utah	New Mexico	Wyoming	UNLV	Air Force	TCU	BYU
OSBORN, Nick	1	---	---	1	---	---	---	---	---	---			
SOTO, Jonathan	1	---	---	1	---	---	---	---	---	---			
UMUOLO, Alston	1	---	---	---	---	1	---	---	---	---			
BOUDREAUX, Corey	1	---	---	---	---	---	1	---	---	---			
HEMMINGS, Dey Juan	1	---	---	---	---	---	---	---	1	---			

FUMBLE RECOVERIES, INDIVIDUAL GAME-BY-GAME

PLAYER	TOTALS	Wash. St.	Ariz. St.	Portland St.	Cincinnati	Colo. St.	Utah	New Mexico	Wyoming	UNLV	Air Force	TCU	BYU
ALLEN, Russell	1-0	---	---	1-0	---	---	---	---	---	---			
BASS, Ray	1-0	---	---	---	---	1-0	---	---	---	---			

TACKLES FOR LOSS, INDIVIDUAL GAME-BY-GAME

PLAYER	TOTALS	Wash. St.	Ariz. St.	Portland St.	Cincinnati	Colo. St.	Utah	New Mexico	Wyoming	UNLV	Air Force	TCU	BYU
OSBORN, Nick	5.5-29	---	---	1.5-14	---	2.0-9	0.5-3	0.5-2	1.0-1	1.0-1			
FIFITA, Sioasi	5.5-20	---	---	1.0-2	---	---	---	---	4.5-18	---			
LAOLAGI, Luke	5.0-16	---	---	0.5-4	---	---	---	0.5-1	4.0-11	---			
SOTO, Jonathan	4.5-19	---	1.0-6	1.0-2	---	1.0-8	---	1.5-3	---	---			
ALLEN, Russell	4.5-16	---	---	---	1.0-1	4.5-16	1.5-8	0.5-3	1.5-4	1.0-2			
WILLIAMS, B.J.	3.0-13	---	---	---	1.0-5	---	---	---	2.0-8	1.0-13			
PRESTON, Andrew	3.0-9	---	1.0-1	1.0-7	---	---	---	---	1.0-1	2.0-7			
BOUDREAUX, Corey	2.0-7	---	---	1.0-4	---	---	1.0-3	---	---	1.0-5			
BASS, Ray	2.0-6	---	---	---	---	---	0.5-1	1.0-2	0.5-3	---			
MOORE, Aaron	1.5-4	---	---	---	---	---	---	1.5-4	---	2.0-2			
NWANSI, Ornan	1.0-3	1.0-3	---	---	---	---	---	---	---	---			
HOLMES, Vonnie	0.5-2	---	---	---	---	---	---	---	0.5-2	---			
SPENCER, Neil	0.5-0	---	---	---	---	---	---	0.5-0	---	---			

> 2007 SEASON STATISTICS

PLAYER PARTICIPATION

No.	Position	GP/GS	Wash. St.	Ariz. St.	Portland St.	Cincinnati	Colo. St.	Utah	New Mexico	Wyoming	UNLV	Air Force	TCU	BYU
67	AKEN-MOLETA, Ik	2/-	XXX	...	XXX
68	ALEXANDER, Jaso	4/-	XXX	XXX	XXX	XXX
46	ALLEN, Russell	9/9	START	START	START	START	START	START	START	START	START	START	START	START
54	AMANO, Fred	9/6	START	START	START	START	START	START	START	START	XXX	XXX	XXX	XXX
26	ARMSTRONG, Gera	9/-	XXX	XXX	XXX	XXX	XXX	XXX	XXX	XXX	XXX	XXX	XXX	XXX
20	BASS, Ray	9/9	START	START	START	START	START	START	START	START	START	START	START	START
37	BORNES, Brandon	9/7	START	START	START	START	START	START	START	START	XXX	XXX	XXX	XXX
40	BOUDREAU, Core	9/9	START	START	START	START	START	START	START	START	START	START	START	START
30	BROWN, Davon	6/-	...	XXX	XXX	XXX	...	XXX	XXX	XXX
80	BROWN, Vincent	9/5	XXX	XXX	XXX	START	START	XXX	START	START	START	START	START	START
23	CAMPBELL, Tyler	9/-	XXX	XXX	XXX	XXX	XXX	XXX	XXX	XXX	XXX	XXX	XXX	XXX
51	CLARKE, Zach	6/-	XXX	XXX	XXX	XXX	XXX	...	XXX
2A	CRAWFORD, Travi	6/-	XXX	XXX	XXX	...	XXX	XXX	XXX
41	DEMARTINIS, Ton	9/-	XXX	XXX	XXX	XXX	XXX	XXX	XXX	XXX	XXX	XXX	XXX	XXX
62	DOMBROWSKI, Bra	7/3	XXX	XXX	XXX	XXX	START	START	START	START	START	START
24	DUNKLE, Freddy	6/-	XXX	XXX	XXX	XXX	XXX	XXX
5B	EDWARDS, Ted	1/-	XXX
11	FANTROY, Martre	9/-	XXX	XXX	XXX	XXX	XXX	XXX	XXX	XXX	XXX	XXX	XXX	XXX
92	FIFITA, Siaosi	9/5	START	START	START	START	START	XXX	XXX	XXX	XXX	XXX	XXX	XXX
22	HAMILTON, Lynel	8/1	XXX	XXX	START	XXX	...	XXX	XXX	XXX	XXX	XXX	XXX	XXX
39	HEMMINGS, Dey J	9/-	XXX	XXX	XXX	XXX	XXX	XXX	XXX	XXX	XXX	XXX	XXX	XXX
21	HENDERSON, Atiy	7/-	XXX	XXX	XXX	XXX	XXX	XXX	XXX
6	HOLMES, Vonnice	9/5	XXX	XXX	XXX	XXX	START	START	START	START	START	START	START	START
44	HORN, Romeo	8/-	XXX	XXX	XXX	XXX	XXX	XXX	...	XXX	XXX	XXX	XXX	XXX
17	HUGHES, Michael	9/-	XXX	XXX	XXX	XXX	XXX	XXX	XXX	XXX	XXX	XXX	XXX	XXX
58	HULL, Marc	8/1	XXX	XXX	XXX	XXX	...	XXX	START	XXX	XXX	XXX	XXX	XXX
97	IKONNE, Eric	1/-	XXX
50	IOSEFA, Trask	9/9	START	START	START	START	START	START	START	START	START	START	START	START
12	JAMES, Scotty	6/4	START	START	START	START	XXX	...	XXX	...	XXX	XXX
88	KAWULOK, Matthe	7/1	XXX	XXX	XXX	XXX	XXX	START	XXX
70	KRAVETZ, Mike	9/9	START	START	START	START	START	START	START	START	START	START	START	START
35	LAOLAGI, Luke	9/9	START	START	START	START	START	START	START	START	START	START	START	START
66	LAWSON, Ernie	9/-	XXX	XXX	XXX	XXX	XXX	XXX	XXX	XXX	XXX	XXX	XXX	XXX
59	LOUIS, Lance	5/-	XXX	XXX	XXX	XXX	XXX
36	MARTIN, Brett	3/2	START	START	XXX
5	MCKAY, T.J.	6/1	XXX	XXX	START	XXX	XXX	XXX
34	MILLING, Jerry	2/-	XXX	XXX	...	XXX	XXX
43	MOORE, Aaron	9/8	START	START	XXX	START	START	START	START	START	START	START	START	START
4	MOUGEY, Darren	7/5	START	START	XXX	START	START	START	XXX	...	XXX	XXX
96	NELSON, Peter	8/2	START	START	XXX	XXX	XXX	XXX	XXX	XXX	...	XXX
91	NWANSI, Ornan	9/7	XXX	XXX	START	START	START	START	START	START	START	START	START	START
7	O'CONNELL, Kevi	9/9	START	START	START	START	START	START	START	START	START	START	START	START
94	OSBORN, Nick	9/9	START	START	START	START	START	START	START	START	START	START	START	START
14	PALMER, Garrett	9/-	XXX	XXX	XXX	XXX	XXX	XXX	XXX	XXX	XXX	XXX	XXX	XXX
32	PRESTON, Andrew	8/6	XXX	XXX	START	START	START	START	...	START	START	START	START	START
76	ROBINSON, Will	9/9	START	START	START	START	START	START	START	START	START	START	START	START
42	SANDFORD, Nick	6/-	XXX	...	XXX	XXX	XXX	XXX	XXX
1	SCHILENS, Chaz	5/4	START	START	XXX	START	START	START	START	START
77	SCHMIDT, Mike	9/9	START	START	START	START	START	START	START	START	START	START	START	START
81	SCHMIDT, Steve	9/8	START	START	START	START	START	START	START	START	START	START	START	START
52	SCHMITT, Tyler	9/-	XXX	XXX	XXX	XXX	XXX	XXX	XXX	XXX	XXX	XXX	XXX	XXX
84	SHAW, Justin	2/-	XXX	XXX
2	SOKOLOSKI, Kels	9/-	XXX	XXX	XXX	XXX	XXX	XXX	XXX	XXX	XXX	XXX	XXX	XXX
56	SOTO, Jonathan	9/4	XXX	XXX	START	XXX	XXX	START	START	START	XXX	START	START	START
55	SPENCER, Neil	9/1	XXX	XXX	XXX	XXX	XXX	XXX	XXX	START	START	START	START	START
86	SPENCER, Waika	7/-	XXX	XXX	XXX	XXX	...	XXX	XXX	...	XXX	...	XXX	XXX
49	STANBRA, Brian	4/-	XXX	XXX	XXX	XXX
47	STEWART, Michael	4/-	XXX	XXX	XXX	XXX	XXX	XXX	XXX
29	SULLIVAN, Brand	9/3	XXX	XXX	XXX	XXX	START	XXX	XXX	START	START	START	START	START
16	SWAIN, Brett	9/9	START	START	START	START	START	START	START	START	START	START	START	START
83	TOLEDO, Jon	9/-	XXX	XXX	XXX	XXX	XXX	XXX	XXX	XXX	XXX	XXX	XXX	XXX
82	UMUOLO, Alston	8/-	...	XXX	XXX	XXX	XXX	XXX	XXX	XXX	XXX	XXX	XXX	XXX
18	WALLACE, Roberto	9/1	XXX	XXX	XXX	XXX	XXX	XXX	START	XXX	XXX	XXX	XXX	XXX
6	WESLEY, Mekell	9/1	XXX	XXX	START	XXX	XXX	XXX	XXX	XXX	XXX	XXX	XXX	XXX
93	WILLIAMS, Avery	3/-	XXX	...	XXX	XXX
90	WILLIAMS, B.J.	9/8	START	START	XXX	START	START	START	START	START	START	START	START	START
38	YARBROUGH, Marc	8/-	XXX	XXX	XXX	...	XXX	XXX	XXX	XXX	XXX	XXX	XXX	XXX
TOTAL NUMBER OF PLAYERS			60	58	61	58	51	53	53	49	53			

MOST STARTS, CURRENT PLAYERS

No.	Player	Starts
1.	Will Robinson	35
2.	Nick Osborn	33
3.	Kevin O'Connell	30
4.	Lynell Hamilton	22

MOST CONSECUTIVE STARTS, ACTIVE

No.	Player	Streak
1.	Nick Osborn	33
2.	Will Robinson	29

MOST GAMES, CURRENT PLAYERS

No.	Player	Games Played
1.	Brandon Bornes	44
	Garrett Palmer	44
	Tyler Schmitt	44

MOST CONSECUTIVE GAMES, ACTIVE

No.	Player	Streak
1.	Brandon Bornes	44
	Garrett Palmer	44
	Tyler Schmitt	44
4.	Nick Osborn	34

> TRAVEL ROSTER - AT AIR FORCE (64 PLAYERS)

No.	Name	Pos.	Ht.	Wt.	Yr.	Exp.	Hometown (High School/College)
1	Chaz Schilens	WR	6-4	225	Sr.	3L	Mesa, Ariz. (Gilbert Highland High)
2	Travis Crawford	DB	6-0	200	Jr.	TR	Chula Vista, Calif. (Chula Vista High/Southwestern College)
2	Kelsey Sokoloski	QB	6-2	195	Fr.	RS	Greenwood Village, Colo. (Cherry Creek High)
4	Darren Mougey	WR	6-6	225	Jr.	2L	Scottsdale, Ariz. (Chaparral High)
6	Vonnie Holmes	DB	6-0	170	Jr.	TR	Palmdale, Calif. (Palmdale High/College of the Canyons)
6	Mekell Wesley	WR	5-10	175	So.	1L	Chandler, Ariz. (Hamilton High)
7	Kevin O'Connell	QB	6-6	235	Sr.	3L	Carlsbad, Calif. (La Costa Canyon High)
9	Ray Patterson	DB	5-11	195	Fr.	RS	San Diego, Calif. (Crawford High)
11	Martrell Fantroy	DB	6-1	215	Fr.	RS	Las Vegas, Nev. (Bishop Gorman High)
12	Scotty James	DB	5-10	185	Sr.	1L	Elsinore, Calif. (Elsinore High/Mt. San Jacinto College)
14	Garrett Palmer	K/P	6-3	190	Sr.	3L	Rialto, Calif. (Eisenhower High)
16	Brett Swain	WR	6-1	200	Sr.	3L	Carlsbad, Calif. (Carlsbad High)
17	Michael Hughes	P/K	6-1	195	Sr.	3L	Moreno Valley, Calif. (Canyon Springs High)
18	Roberto Wallace	WR	6-4	215	So.	SQ	Oceanside, Calif. (Oceanside High)
20	Ray Bass	DB	6-0	195	Sr.	1L	Corona, Calif. (Centennial High/Univ. of Hawai'i)
21	Atiyyah Henderson	RB	5-9	175	So.	1L	Rockledge, Fla. (Rockledge High)
23	Tyler Campbell	RB	6-0	220	Jr.	1L	Austin, Texas (Westlake High (Texas)/Pasadena College)
22	Lynell Hamilton	RB	6-0	235	Sr.	3L	Stockton, Calif. (Edison High)
24	Freddy Dunkle	LB	6-1	230	Sr.	3L	Chula Vista, Calif. (Castle Park High)
26	Gerard Armstrong	DB	6-0	220	Jr.	2L	Hawthorne, Calif. (Leuzinger High)
29	Brandon Sullivan	RB	5-11	220	Fr.	RS	Poway, Calif. (Poway High)
30	Davon Brown	RB	5-9	175	Fr.	RS	Torrance, Calif. (South High)
32	Andrew Preston	LB	6-1	220	Fr.	RS	Centennial, Colo. (Arapahoe High)
34	Jerry Milling	LB	5-10	230	So.	1L	Palmdale, Calif. (Palmdale High)
35	Luke Laolagi	LB	6-1	230	So.	1L	Reseda, Calif. (Van Nuys Birmingham High)
36	Brett Martin	LB	6-0	220	Sr.	3L	Corona, Calif. (Centennial High)
37	Brandon Bornes	RB	6-1	225	Sr.	3L	Vista, Calif. (Rancho Buena Vista High)
38	Marcus Yarbrough	LB	6-2	245	Fr.	RS	San Diego, Calif. (Eastlake High)
39	Dey Juan Hemmings	DB	5-11	180	Fr.	HS	San Bernardino, Calif. (Rialto High)
40	Corey Boudreaux	DB	6-1	220	Sr.	SQ	Orange, Calif. (Mater Dei High)
41	Tony DeMartinis	DL	6-5	255	So.	1L	Sun Valley, Calif. (Notre Dame High)
43	Aaron Moore	DB	6-0	190	So.	1L	Tampa, Fla. (Jefferson High)
44	Romeo Horn	DB	6-0	180	Fr.	HS	Fresno, Calif. (Edison High)
46	Russell Allen	LB	6-3	235	Jr.	2L	Oceanside, Calif. (Vista High)
47	Michael Stewart	DB	5-10	195	Jr.	TR	Bakersfield, Calif. (Bakersfield High/Bakersfield College)
49	Brian Stanbra	LB	6-4	240	Sr.	SQ	San Diego, Calif. (Univ. of San Diego High/Grossmont CC)
50	Trask Iosefa	OL	6-0	300	Fr.	RS	Ewa Beach, Hawaii (Honolulu Punahou High)
51	Zach Clarke	LB	6-2	225	Jr.	RS	Mission Viejo, Calif. (Mission Viejo High/Saddleback College)
52	Tyler Schmitt	LS	6-2	230	Sr.	3L	Peoria, Ariz. (Cactus High)
54	Fred Amano	OL	6-1	290	Sr.	1L	San Diego, Calif. (Rancho Bernardo High/S.E. Mo. St.)
55	Neil Spencer	DL	6-2	260	Fr.	HS	Las Vegas, Nev. (Cimmarron-Memorial High)
56	Jonathan Soto	DL	6-3	265	So.	1L	West Covina, Calif. (Bishop Amat High)
58	Marc Hull	LB	6-3	225	Sr.	3L	Carson, Calif. (Harbor City Narbonne High)
59	Lance Louis	OL	6-3	285	Jr.	2L	New Orleans, La. (Landry High)
60	Tommie Draheim	OL	6-4	275	Fr.	HS	Lakeside, Calif. (El Capitan High)
62	Brandyn Dombrowski	OL	6-6	330	Sr.	3L	Henderson, Nev. (Green Valley High)
66	Ernie Lawson	DL	6-3	300	Fr.	RS	Vallejo, Calif. (St. Patrick-St. Vincent High)
67	Ikaika Aken-Moleta	OL	6-2	325	So	SQ	Kapolei, Hawaii (Kapolei High)
68	Jason Alexander	OL	6-7	280	Jr.	SQ	San Jose, Calif. (Santa Teresa High)
70	Mike Kravetz	OL	6-6	300	Sr.	2L	Las Vegas, Nev. (Durango High)
76	Will Robinson	OL	6-6	280	Sr.	3L	Pomona, Calif. (Bishop Amat High)
77	Mike Schmidt	OL	6-2	310	Jr.	1L	San Diego, Calif. (Madison High)
80	Vincent Brown	WR	6-0	175	Fr.	HS	Rancho Cucamonga, Calif. (Rancho Cucamonga High)
81	Steve Schmidt	TE	6-5	250	Sr.	1L	North Vancouver, B.C. (Carson-Graham High/Butte JC)
82	Alston Umuolo	TE	6-3	220	Fr.	HS	Phoenix, Ariz. (Centennial High)
83	Jon Toledo	WR	6-3	225	So.	1L	Encinitas, Calif. (La Costa Canyon High)
84	Justin Shaw	WR	6-2	210	Jr.	SQ	Palmdale, Calif. (Palmdale High/Northern Arizona)
86	Waika Spencer	TE	6-4	255	So.	1L	Honolulu, Hawaii (Kamehameha High)
90	B.J. Williams	DE	6-3	230	Fr.	RS	Aurora, Colo. (Eaglecrest High)
91	Ornan Nwansi	DL	6-2	305	Sr.	1L	Richmond, Calif. (El Cerrito High/Contra Costa College)
92	Siaosi Fifita	DL	6-4	250	Jr.	2L	Van Nuys, Calif. (Birmingham High)
93	Avery Williams	DL	6-3	280	So.	SQ	Livermore, Calif. (Granada High)
94	Nick Osborn	DL	6-4	260	Sr.	3L	Kensington, Calif. (Berkeley St. Mary's High)
96	Peter Nelson	DL	6-5	285	So.	SQ	St. Charles, Ill. (St. Charles North High)