

# AZTEC FOOTBALL



SAN DIEGO STATE GAME NOTES - WEEK ELEVEN

RELEASED: Tuesday, November 21

## GAME NO. 11



### San Diego St. (2-8/2-4) at New Mexico (5-6/3-4)

Saturday, Nov. 25, 2006  
12:30 p.m. MST (announced)  
University Stadium (38,634)  
Albuquerque, N.M.

#### ► TELEVISION

None.

#### ► RADIO

XPRS 1090-AM and 105.7 FM San Diego. Ted Leitner (play-by-play), John Kentera (analysis), and Dave Marcus (producer). Josh Rosenberg serves as host for the pregame and halftime shows. Coverage begins one hour prior to kickoff.

#### ► WEB

Live audio and statistics are available on SDSU's official athletic department web site at goaztecs.com.

#### ► UP NEXT

San Diego State concludes the 2006 season with a home game at Qualcomm Stadium against Colorado State. Game time is set for 5 p.m. PT and the game will be televised by The mtn.

## San Diego State Travels to New Mexico for Final Road Game of the 2006 Season

San Diego State (2-8 overall; 2-4 in Mountain West Conference) looks to rebound from a road loss in its final road game of the 2006 season at New Mexico (5-6; 3-4 MWC) on Saturday afternoon in Albuquerque.

Game time is set for 12:30 p.m. MST (11:30 p.m. PST) and there is no live television. The game can be heard up and down the West Coast on XX Sports Radio (1090 AM and 105.7 FM in San Diego).

Both teams have designs on finishing Mountain West Conference play. The Lobos are playing their final regular-season home game of the season and are looking to finish with a .500 overall and conference record and become bowl eligible on Saturday.

The Aztecs, can still finish .500 in league play by closing out the campaign with a pair of victories over New Mexico and Colorado State. Only twice in the last seven conference campaigns has San Diego State won as many as four conference games (2002 and 2005).

After surviving some devastating early season injuries, a new system and a difficult schedule (SDSU's schedule is rated as the second most difficult in the MWC and 41st-most difficult nationally according to the NCAA), San Diego State has played much better of late. The Aztecs have won twice in its last five games, with opportunities to win two other contests in the closing moment of the game. San Diego State has scored first in four of its last five games and has led at the half in four of those contests.

The exception to the recent trend was last week, when San Diego State dropped a 52-0 decision at TCU. The Aztecs and Frogs exchanged punts on their first possession, but TCU scored on its next eight possessions to take control of the game.

On Monday, head coach Chuck Long announced that junior Kevin O'Connell would start Saturday in Albuquerque. It will mark the second consecutive start for the junior who missed six games this season when he tore ligaments in his throwing hand in the season opening games. Although the Aztecs have gotten a few players back in recent weeks, SDSU has added two players to the doubtful list for Saturday's game. Senior Trevor Parrington and freshman Luke Laolagi, both of whom play at linebacker and on special teams, will likely miss the game against the Lobos after suffering injuries last Saturday in Fort Worth.

New Mexico has suffered consecutive losses after jumping out to a 5-4 record, falling to TCU (21-27) and at Brigham Young (17-42). The Lobos are looking to become bowl eligible for a sixth consecutive season.

#### ► PROGRESS

Although the Aztecs would like a mulligan for last week's game at TCU, San Diego State has shown significant progress during the second half of the season. Below is a look at the statistics in some key categories as the season has progressed.

Category	First 5 Gms	Next 4 Gms	Last Gm
Record	0-5	2-2	0-1
Scoring Margin	-20.6	+4.0	-52.0

Category	First 5 Gms	Next 4 Gms	Last Gm
PPG Allowed	32.8	15.5	52.0
Total Offense Allowed	362.2	299.2	624.0
Opp. Pass. Efficiency	157.08	99.33	
TDs Passing Allowed	12	3	5
Opp. 3rd Down Conv.	50.0	36.2	66.7

Category	First 5 Gms	Next 4 Gms	Last Gm
Points Per Game	12.2	19.5	0.0
Passing Efficiency	99.57	147.91	
Passing TDs	1	5	0

Category	First 5 Gms	Next 4 Gms	Last Gm
Punting	37.3	43.8	35.8
Special Tms./Def. TDs	0	3	0
SDSU Avg. Penalties	7.4	6.0	2.0
SDSU Pen. Yards	65.4	53.0	10.0

## INSIDE...

■ San Diego State and New Mexico are meeting for the 33rd time. Last season, the Lobos defeated the Aztecs, 47-24 in San Diego.

► *San Diego State-New Mexico: The Series, Page 4*

■ SDSU is 2-3 over its last five games and has shown dramatic improvements in many statistical categories.

► *Progress, Page 6*

■ SDSU has been at a severe disadvantage when it comes to starting field position.

► *Can We Please Get Some Good Field Position?, Page 7*

■ Redshirt freshman Atiyah Henderson has been nothing short of amazing this season as he is seventh nationally among freshmen in average rushing yards.

► *Henderson Going for Conference Rushing Title, Page 8*

■ Last week, Ray Bass became the third San Diego State player to be named MWC Player of the Week this season.

► *Ray Bass Honored, Page 10*

## SAN DIEGO STATE SCHEDULE/RESULTS (2-8 OVERALL/2-4 MWC)

Date	Opponent	TV/Video	Result/Time	Record	Series	Note
Aug. 31	(rv/rv) UTEP	CSTV	L, 27-34	5-6	18-4-0	Aztecs rally comes up just short; Total offense: SD 384-243
Sept. 16	at (rv/rv) Wisconsin	ESPN+Plus	L, 0-14	11-1	1-4-0	Scoreless first half; Aztec D limits Badgers to 85 pass yds.
Sept. 23	*Utah ( <i>KGB SkyShow</i> )	The mtn.	L, 7-38	7-4	12-13-1	Aztecs throw 5 interceptions, 2 are returned for TDs
Sept. 30	at San Jose State	4SD	L, 10-31	6-4	15-16-2	SDSU trailed 14-10 in 3rd when Mougey was injured
Oct. 7	*at Brigham Young	The mtn.	L, 17-47	9-2	7-23-1	Aztecs score on first drive of 2nd half for first time in '06
Oct. 21	*Air Force (USAA Fleet Week Classic)	The mtn.	W, 19-12	4-6	9-16-0	Palmer 30-yd FG with :02 left wins game; J. Martin 16 TT
Oct. 28	Cal Poly (Homecoming)		L, 14-16	7-4	13-10-0	CP gets two 4th qtr. FGs to help overcome 11-pt. deficit
Nov. 4	*at Wyoming	The mtn.	L, 24-27	6-6	13-15-0	Aztecs hold 4th opponent in '06 under 100 yds passing
Nov. 11	*UNLV	The mtn.	W, 21-7	1-10	9-7-0	Rebels snapped SDSU's 3-game series win streak in '05
Nov. 18	*at (rv/rv) TCU	Versus	L, 0-52	8-2	0-2-0	Aztecs struggle on long day in Fort Worth
Nov. 25	*at New Mexico		12:30 p.m. MT	5-6	20-12-0	NM has won 5 straight in series; Last season: NM 47-24
Dec. 2	*Colorado State	The mtn.	5 p.m. PT	4-6	13-12-0	SDSU has not defeated Rams in SD since 1993 (0-5)

\* - indicates Mountain West Conference game.

# SDSU In-Season Weekly Schedule

Week 11 - New Mexico Game Week Schedule

All times Pacific, unless noted; \* - Indicates item carried live at goaztects.com

TUE. 21	WED. 22	THURS. 23	FRI. 24	SAT. 25	SUN. 26
<p><b>Final day for player interviews prior to the New Mexico game</b></p> <p><b>10:32 a.m.:</b> Chuck Long MWC conference call (contact MWC or SDSU media relations office to obtain access).</p> <p><b>Noon:</b> SDSU weekly media press luncheon (2nd floor Aztec Athletic Center); Noon - lunch served courtesy DaKines; 12:30 p.m. - Coach Long speaks; 12:20 p.m. - Selected Aztec players available; 12:30 p.m. - coordinators Bob Elliott (defense) and Del Miller (offense) available.</p> <p><b>3:45 p.m.:</b> SDSU practice. Open to media that regularly cover SDSU athletics and upon prior approval of the SDSU media relations office. Photographers and videographers can shoot the last 30 minutes of practice.</p>	<p><b>Final day for assistant coaches interviews prior to the New Mexico game</b></p> <p><b>3:45 p.m.:</b> SDSU practice. Open to media that regularly cover SDSU athletics and upon prior approval of the SDSU media relations office. Photographers and videographers can shoot the last 30 minutes of practice.</p>	<p><b>Final day for head coach interviews prior to the New Mexico game</b></p> <p><b>TBA:</b> SDSU practice. Open to media that regularly cover SDSU athletics and upon prior approval of the SDSU media relations office. Photographers and videographers can shoot the last 30 minutes of practice.</p>	<p><b>Practice closed, no interviews unless previously arranged through the media relations office</b></p>	<p><b>GAME DAY</b></p> <p><b>No player or coach access prior to the end of the game</b></p> <p><b>12:30 p.m. MST:</b> Kickoff: San Diego State at New Mexico</p> <p><b>Postgame:</b> The San Diego State locker room is closed. Please contact Mike May or Peggy Curtin to arrange postgame interviews.</p>	<p><b>NO PRACTICE</b></p> <p><b>5 p.m. PDT:</b> Chuck Long and coordinators Bob Elliott (defense) and Del Miller (offense) available by appointment on the second floor of the Aztec Athletics Center.</p>

**► SDSU MEDIA RELATIONS STAFF**

Mike May\*, Assistant AD/MRD  
mmay@mail.sdsu.edu  
Peggy Curtin\*, Assistant MRD  
mcurtin@mail.sdsu.edu  
Dave Kuhn, Assistant MRD  
dkuhn@mail.sdsu.edu  
Jamie McConeghy, Assistant MRD  
jmcconeg@mail.sdsu.edu  
Darin Wong, Assistant MRD  
dwong@mail.sdsu.edu  
Jim Solien, MR Assistant  
jsolien@projects.sdsu.edu  
Kelly Ayers, Administrative Asst.  
kayers@mail.sdsu.edu

\* - denotes primary fbball contacts

Office Phone (619) 594-5547  
Office Fax (619) 582-6541

San Diego State University  
Department of Athletics  
Aztec Athletics Center, Suite 3014  
5302 55th Street  
San Diego, CA 92182-4309

**► MWC TELECONFERENCE**

Interviews with San Diego State head coach Chuck Long and the other eight Mountain West Conference coaches, are available each Tuesday during the season on the league's teleconference. Contact the MWC office at (719) 488-4040 for more information.

Below is the schedule for the 2006 season (all times Pacific)

Time	Schedule
9:30 a.m.	Moderator opens call
9:32 a.m.	Kyle Whittingham, Utah
9:42 a.m.	Garry Patterson, TCU
9:52 a.m.	Rocky Long, New Mexico
10:02 a.m.	Sonny Lubick, CSU
10:12 a.m.	Fisher DeBerry, AFA
10:22 a.m.	Mike Stanford, UNLV
<b>10:32 a.m.</b>	<b>Chuck Long, SDSU</b>
10:42 a.m.	Joe Glenn, Wyoming
10:52 a.m.	Bronco Mendenhall, BYU
11:02 a.m.	Craig Thompson, MWC

**► MWC SATELLITE FEED**

The MWC will provide a weekly satellite feed during the 2006 football season. The feed will include team-by-team highlights from the previous week's games and coach/player interviews. The satellite feed will run every Wednesday from 3:00-3:30 p.m. (MT) beginning September 7 through November 29.

Contact the MWC office at (719) 488-4040 for more info.

## Following the Schedule Above, the Next...

- CHUCK LONG MWC TELECONFERENCE - Tuesday, Nov. 28, at 10:32 a.m. PT
- SDSU WEEKLY PRESS CONFERENCE - Tuesday, Nov. 28, at Noon PT

## Interviews

► **HEAD COACH CHUCK LONG** - Chuck Long is available following every practice, with the exception of the day before games. All other interview requests should go through the SDSU media relations office. Out of town media are encouraged to contact the media relations office the previous week and interview are usually scheduled on Tuesday morning.

► **ASSISTANT COACHES** - The coaches are available after practice through Wednesday. Assistant head coach/defensive coordinator Bob Elliott and offensive coordinator Del Miller are also available at SDSU's weekly press conferences. For all other interviews requests with assistant coaches, contact the media relations office.

► **PLAYERS** - All interviews prior to a game should take place at the weekly media conference or following practices on Monday or Tuesday on a normal game week. Media should request player interviews at least 24 hours in advance.

► **POSTGAME** - The San Diego State locker room is closed at all times. Head coach Chuck Long and requested San Diego State players will be brought to the designated interview area (home games - old Padres weight room, same room as last season), following a brief cooling off period. No interviews may take place on the field.

## Credentials

All requests for press and photo credentials should be submitted to the media relations office on official letterhead at least one week in advance of the game. Requests should be directed to Mike May and should be submitted by the sports editor or sports director of the media outlet.

Priority is given to daily newspapers, television stations and radio stations with sports programming. Credentials will not be mailed. Credentials not delivered in person or through the visiting director of media relations will be left at the Qualcomm Stadium Press Entrance (Gate H) and will be available beginning two hours prior to kickoff.

Credentials will be issued to working media only. Family and friends are not allowed in the press area. Requests should be made for single-game credentials at least one week prior to the game. Any organization that requests a single-game credential and does not use it, may not be granted another pass for the remainder of the season. No credentials will be granted after Thursday of game week.

Credentialed individuals will be asked upon arrival at the stadium for government issued identification. If the name on the photo does not match the name on the credential, it will be voided. Individuals may also be asked to present ID when at the field level. If at any point the name on the credential does match the individual wearing it, it will be confiscated and the person wearing it will be removed from the stadium.

## Aztecs Fall on the Road to TCU, 52-0

FORT WORTH, Texas - Coming off its second win of 2006, San Diego State traveled to Fort Worth, Texas, for the first time ever, taking on preseason MWC favorite TCU. The Aztecs, who fell to the Horned Frogs by just three points in 2005, were unable to match that effort, combining for just 87 yards of total offense, as TCU ran away with the game early and claimed a 52-0 victory.

After the SDSU defense forced a punt on TCU's first possession, quarterback Kevin O'Connell, making his first start since the opener, moved the Aztecs from the 13 to the 40-yard line with the help of a 15-yard pass to Robert Miller and a 10-yard toss to Brett Swain. O'Connell's fifth pass attempt of the afternoon, however, was intercepted by Marvin White and returned to the TCU 37-yard line.

The Frogs used that momentum and scored on its next six possessions, entering the half up 38-0, and piling up 361 yards of total offense in the first 30 minutes of action.

San Diego State moved into TCU territory just once in the game with the help of a 74-yard kickoff return by Ray Bass, who set two school single-game records for most kickoff returns (8) and kickoff return yardage (188). After O'Connell was sacked for a loss of 12 yards, Garrett Palmer's field goal missed wide left from 37 yards out, leaving the Aztecs scoreless.

The Horned Frogs tacked on two, second-half touchdowns before ending the afternoon with a 52-0 victory.

O'Connell and redshirt freshman quarterback Kevin Craft combined to complete just 11 of their 25 pass attempts, while the MWC's leading rusher Atiyah Henderson was limited to 22 yards on 12 carries.

Defensively, Aztec safety Brett Sturm came off the bench to record a team-high nine tackles and recovered a fumble in the fourth quarter.

## Noting the TCU Game

### ► THE SERIES:

Following its first-ever trip to Ft. Worth, SDSU fell to 0-2 all-time against the Horned Frogs.

### ► ON THE RETURN:

San Diego State set or matched three school single-game records for kickoff returns, including:

#### Team records

Most kick returns:

- 9 - tie (prev. 9, three times, most recent 2001)

#### Individual records

Most kick returns in a game:

- Ray Bass, 8 returns (prev. 7, six times by four players, most recent 2005)

Most return yardage in a game:

- Ray Bass, 188 yards (prev. 171 yards, by Mike Fox vs. New Mexico, Nov. 22, 1980)

### ► BASS RUNS IT BACK:

Aztec junior Ray Bass' 74-yard kickoff return in the third quarter is the team's longest this season, beating the previous high of 37 yards by Justin Amaral.

### ► WHAT A KICK:

With Alan Gomez's career-long 59-yard punt in the fourth quarter, two SDSU punters have now logged a kick of 55 yards or longer this season. Gomez was starting in place of the injured Michael Hughes, who had a season-long 64-yarder at Wyoming.

### ► IN OUR TERRITORY:

Aztec opponents have started their drives in SDSU territory on 23 occasions in 2006, including three times today. The Aztecs have started a possession on their opponent's side of the field only three times this season.

### ► IT'S A FUMBLE:

Aztec safety Brett Sturm recovered his first career fumble, while senior defensive tackle Jonathan Bailes forced his fifth career fumble and his third of the season.

### ► YELLOW FLAG:

SDSU committed just two penalties for 10 yards, both season lows.

### ► OTHER NOTES:

After moving to the offensive side of the ball this season, senior tight end Robert Miller made his first career start today vs. TCU ... Atiyah Hederson caught a career-high four passes against TCU, beating his previous high of three on two occasions ... Chaz Schilens failed to log a reception, breaking his streak of 15 straight contests with at least one catch ... Jonathan Bailes has recorded at least one tackle in 24 straight games.

## ► MOUNTAIN WEST CONFERENCE STANDINGS

	MWC	Overall
BYU	7-0	9-2
Utah	5-2	7-4
TCU	4-2	8-2
Wyoming	5-3	6-6
Air Force	3-3	4-6
New Mexico	3-4	5-6
<b>SDSU</b> ◀	2-4	2-8
CSU	1-5	4-6
UNLV	0-7	1-10

## MWC SCHEDULE

Friday, November 24

Air Force at UNLV, 4 p.m.

Saturday, November 25

**SDSU at New Mexico, 11:30 a.m.**

BYU at Utah, 12:30 p.m.

TCU at Colorado State, 4 p.m.

## ► OPPONENT WATCH

**UTEP** (5-6) at Marshall - L, 21-49  
Next: vs. Memphis (11/25)

**Wisconsin** (11-1) vs. Buffalo - W, 35-3  
Next: Bowl game - TBA

**Utah** (7-4) - at Air Force - W, 17-14  
Next: vs. BYU\* (11/25)

**SJSU** (6-4) at Hawai'i - L, 17-54  
Next: at Idaho (11/25)

**BYU** (9-2) vs. New Mexico\* - W, 42-17  
Next: vs. Utah\* (11/25)

**Air Force** (4-6) vs. Utah\* - L, 14-17  
Next: at UNLV (11/24)

**Cal Poly** (7-4) vs. Savannah St. - W, 55-0  
Next: Season completed

**Wyoming** (6-6) at UNLV\* W, 34-26  
Next: Season completed

**UNLV** (1-10) vs. Wyoming\* - L, 26-34  
Next: vs. Air Force\* (11/24)

**TCU** (8-2) vs. San Diego State\* - W, 52-0  
Next: at Colorado State\* (11/25)

**UNM** (5-6) - at BYU\* - L, 17-42  
Next: vs. San Diego State\* (11/25)

**CSU** (4-6) - Bye  
Next: vs. TCU\* (11/25)

All time Pacific. \* - Indicates Mountain West Conference game.

► COLLEGE PRESS  
BOX.COM

The Mountain West Conference will provide a new online media service for the coming 2006 football season. CollegePressBox.com will give the media one-stop access to updated contact information, media guides, game notes, game books, quotes, photos and more for each of the conference's nine schools and the conference office.

To access the Mountain West area of CollegePressBox.com, please contact the MWC Communications staff at (719) 488-4040 for the username and password.

► SDSU vs. MWC

	W	L	T
Air Force	9	16	0
BYU	7	23	1
Colorado State	13	12	0
New Mexico	20	12	0
TCU	0	2	0
UNLV	9	7	0
Utah	12	13	1
Wyoming	13	15	0
<b>TOTALS</b>	<b>83</b>	<b>100</b>	<b>2</b>

► CURRENT AZTEC

PLAYERS vs. NEW MEXICO

Rushing	Att.	Yds.	Avg.	TD
Hamilton	27	84	3.1	1
Bornes	13	54	4.2	0
O'Connell	11	37	3.4	0
Mougey	3	-3	-1.0	0

Passing	A-C-I	Yds.	TD
O'Connell	66-31-4	362	3
Mougey	1-0-1	0	0

Receiving	No.	Yds.	YPC	TD
Schilens	2	37	18.5	0
Hamilton	2	11	5.5	0
Porter	1	8	8.0	0
Swain	1	5	5.0	0
Bornes	1	2	2.0	0

Defense	S-A-T	Other
Grigsby	12-4-16	
J. Martin	8-3-11	
Bailes	8-0-10	
Allen	5-3-8	
Baker	5-2-7	2 PBU
B. Martin	4-3-7	1 TFL
Schantz	3-1-4	2 TFL
Applewhite	3-0-3	
Osborn	1-2-3	
Maze	2-0-2	1 PBU
Soto	2-0-2	
Dunkle	1-1-2	
M. Schmidt	0-2-2	
McKay	1-0-1	1 INT
Fifita	0-1-1	

► TEAM COMPARISON

SAN DIEGO ST. (2-8/2-4 Mountain West)

Team Statistics	SDSU	OPP
Points/Game	13.9	27.8
First Downs/Game	14.1	20.1
Rushing/Game	114.2	183.4
Passing/Game	142.6	179.8
Total Offense/Game	256.8	363.2
Fumbles-Lost	21-6	15-9
Pen.-Yards/Game	63-54.9	42-37.4
Time of Poss.	30:01	29:59

Ind. Leaders

Rushing	Att	Net	Avg	TD	YPG
Henderson	152	685	4.5	0	68.5
Bornes	46	165	3.6	2	16.5

Passing	A-C-I	Pct	TD	YPG
Craft	113-65-6	57.5	4	85.2
Mougey	71-43-6	60.6	1	108.0

Receiving	Rec	Yds	Avg	TD	YPG
Swain	37	394	10.6	2	39.4
Schilens	26	420	16.2	2	42.0

Defense	U-A-TT	TFL	Int	FF-R
J. Martin	48-39-87	6.0	0	1-0
Allen	43-33-76	5.0	0	0-0

NEW MEXICO (5-6/3-4 Mountain West)

Team Statistics	UNM	OPP
Points/Game	21.0	25.3
First Downs	16.8	19.2
Rushing/Game	100.2	123.6
Passing/Game	212.7	231.8
Total Offense/Game	312.9	355.5
Fumbles-Lost	24-10	17-10
Pen.-Yards/Game	54-42.0	49-34.1
Time of Poss.	29:50	30:10

Ind. Leaders

Rushing	Att	Net	Avg	TD	YPG
Ferguson	208	922	4.4	5	83.8
Epps	33	89	2.7	2	14.8

Passing	A-C-I	Pct	TD	YPG
Nelson	170-86-6	50.6	9	165.7
Porterie	116-64-2	55.2	6	129.4

Receiving	Rec	Yds	Avg	TD	YPG
Brown	54	766	14.2	3	69.6
Smith	45	778	17.3	8	70.7

Defense	U-A-TT	TFL	Int	FF-R
Black	50-54-104	1.0	3	1-0
Swift	35-34-69	0.5	2	2-0



NCAA DIVISION I-A TEAM RANKINGS

Statistic	SDSU	UNM
Rushing Offense	87	101
Passing Offense	110	47
Total Offense	114	88
Scoring Offense	112	80
Rushing Defense	106	45
Pass Eff. Defense	107	85
Total Defense	85	76
Scoring Defense	94	83
Net Punting	100	59
Punt Returns	105	111
Kickoff Returns	107	69
Turnover Margin	76	47
Pass Defense	32	98
Pass Efficiency	88	65
Sacks	113	54
Tackles For Loss	102	T-91
Sacks Allowed	60	112

Out of 119 Division I-A schools. Through games of Nov. 18.

SDSU-New Mexico: The Series

- Saturday marks the 33rd meeting between New Mexico and San Diego State, with the Aztecs owning a 20-12 series advantage. New Mexico has won the last five meetings between the teams, with SDSU's last victory in the series coming on Nov. 4, 2000, a 17-16 decision in Albuquerque, N.M.
- In Albuquerque, the Aztecs own a 10-5 series lead, although New Mexico has won the last two games played in the state. The last time San Diego State won in Albuquerque, and also the last time it won a game in the series, was a 17-16 decision in 2000.
- San Diego State's 20 victories are the second most for the program against any Division I program. The Aztecs own 26 victories over former conference rival Fresno State.
- Seventeen points would have been enough to win five of the last six games between the teams. The losing team has scored a total of 79 points in the last six games combined (average of 13.2 points per game).
- Of the last 13 series meetings, eight have been decided by a touchdown or less. Of those eight games, one game was decided by one point, three games were decided by three points, one game was decided by five points, one game was decided by six points and two games were decided by seven points.
- The Aztecs won 13 consecutive games in the series from Nov. 17, 1984 through Oct. 19, 1996, with the streak broken on Oct. 11, 1997. The Lobos current streak of five consecutive wins in the series is their longest.
- The composite score of the previous 32 meetings is San Diego State 833, New Mexico 814, making the average score SDSU 26.0, New Mexico 25.4. There is even less of a difference in the 15 Albuquerque meetings, where the Lobos own a six-point advantage (390-384) and a 0.4 average edge in scoring (24.4-24.0).

SDSU-New Mexico: Series History

Series: San Diego State leads, 20-12

Total Score: San Diego State 833, New Mexico 814

Average: San Diego State 26.0, New Mexico 25.4

In Albuquerque: San Diego State leads, 10-5

Total Score: New Mexico 390, San Diego State 384

Average: New Mexico 24.4, San Diego State 24.0

Date	Site	Result	Score	SD TCU		FD - FD	Yds - Yds	TOs - TOs	Passing Yds - Yds	Rushing Yds - Yds	Temp	Att.
				Rk	-Rk							
N.27.76	H-San Doegp	W	17 - 14	--	--	20 - 23	371 - 344	2 - 0	164 - 59	207 - 285	50	27,526
N.25.78	H-San Diego	W	27 - 24	--	--	26 - 23	410 - 349	2 - 3	222 - 178	188 - 171	48	30,011
O.6.79	A-University	W	35 - 7	--	--	21 - 18	384 - 355	2 - 3	179 - 198	205 - 157	86	21,205
N.22.80	H-San Diego	W	24 - 22	--	--	6 - 24	101 - 391	1 - 3	87 - 251	14 - 140	62	21,900
O.3.81	A-University	W	17 - 15	--	--	15 - 18	117 - 298	5 - 2	122 - 271	-5 - 27	69	18,265
O.16.82	H-Jack Murphy	L	17 - 22	--	--	21 - 23	356 - 263	0 - 0	314 - 124	42 - 139	72	22,679
N.19.83	A-University	L	14 - 34	--	--	9 - 26	135 - 513	0 - 2	159 - 210	-24 - 303	38	15,143
N.17.84	H-Jack Murphy	W	37 - 31	--	--	21 - 21	455 - 390	4 - 3	294 - 192	125 - 198	58	13,538
N.23.85	H-Jack Murphy	W	55 - 20	--	--	27 - 26	551 - 423	2 - 3	439 - 350	112 - 73	60	10,343
S.27.86	A-University	W	38 - 34	--	--	35 - 37	525 - 690	1 - 5	358 - 490	167 - 200	70	20,579
N.21.87	H-Jack Murphy	W	53 - 30	--	--	27 - 25	475 - 407	5 - 4	373 - 305	102 - 102	58	21,392
N.19.88	H-University	W	18 - 10	--	--	15 - 16	335 - 246	2 - 4	182 - 146	153 - 100	39	7,923

N.4.89	H-Jack Murphy	W	45 - 28	-- --	24 - 25	591 - 527	4 - 4	426 - 376	165 - 151	61	13,776
N.17.90	A-University	W	40 - 34	-- --	34 - 21	688 - 443	3 - 2	530 - 273	158 - 170	56	7,868
O.12.91	H-Jack Murphy	W	38 - 24	-- --	20 - 24	459 - 404	7 - 4	205 - 342	254 - 62	72	21,338
O.3.92	A-University	W	49 - 21	-- --	32 - 10	597 - 259	2 - 2	317 - 155	280 - 104	76	23,186
O.23.93	H-Jack Murphy	W	20 - 17	-- --	24 - 15	417 - 314	1 - 1	251 - 231	39 - 33	68	39,260
O.15.94	A-University	W	20 - 13	-- --	23 - 29	396 - 504	2 - 3	193 - 175	203 - 329	56	26,831
N.4.95	H-Jack Murphy	W	38 - 19	-- --	26 - 34	529 - 583	0 - 2	328 - 351	201 - 232	62	25,119
O.19.96	A-University	W	48 - 42	-- --	22 - 25	437 - 508	1 - 2	260 - 333	177 - 175	70	27,444
O.11.97	H-Qualcomm	L	21 - 36	-- --	25 - 22	403 - 451	1 - 0	277 - 294	126 - 157	70	28,732
O.17.98	A-University	W	36 - 33	-- --	23 - 24	463 - 520	2 - 2	114 - 367	349 - 153	53	26,187
O.9.99	H-Qualcomm	L	21 - 24	-- --	23 - 12	443 - 241	5 - 3	275 - 157	168 - 84	88	30,508
N.4.00	A-University	W	17 - 16	-- --	15 - 16	183 - 268	2 - 2	148 - 154	35 - 114	49	21,007
N.3.01	H-Qualcomm	L	15 - 20	-- --	11 - 13	222 - 265	1 - 1	158 - 231	64 - 34	60	16,538
N.9.02	A-University	L	8 - 15	-- --	11 - 14	183 - 237	2 - 3	153 - 70	30 - 167	63	28,770
O.18.03	H-Qualcomm	L	7 - 30	-- --	20 - 14	393 - 326	6 - 2	354 - 119	39 - 207	72	22,011
O.23.04	A-University	L	9 - 19	-- --	15 - 17	146 - 220	2 - 1	165 - 106	-19 - 114	58	37,287
O.22.05	H-Qualcomm	L	24 - 47	-- --	15 - 33	291 - 534	3 - 2	197 - 248	94 - 286	60	26,670

► **SDSU-NEW MEXICO CONNECTIONS:** New Mexico offensive line coach Bob Stanley held a similar position at Kansas State from 2003-05, serving on the same staff as San Diego State defensive coordinator Bob Elliott, offensive coordinator Del Miller and defensive line coach Joe Bob Clements... Stanley also coached against Aztec running backs coach Larry Holton in the 1981 Independence Bowl... Stanley was the offensive line assistant at Texas A&M, while Holton tutored the defensive secondary at Oklahoma State... Together with Holton and Elliott, SDSU head coach Chuck Long coached against Lobos assistant Cornell Jackson in the 1997 Sun Bowl... Long, Elliott and Holton were assistants at Iowa, while Jackson served as running backs coach at Arizona State... New Mexico defensive end Luke Higgins attended McNeil High School in Austin, Texas, the same school that produced SDSU cross country standout Celeste Tyson.

► **HIGH SCHOOL CONNECTIONS**

Bishop Amat High School

- OL Will Robinson (SDSU)
- DL Jonathan Soto (SDSU)
- NT Vincent Federico (New Mexico)

► **COLLEGE CONNECTIONS**

Butte College

- TE Steve Schmidt (SDSU)
- OL Brian Ramsay (New Mexico)
- WR Thomas Wilson (New Mexico)

Palomar College

- OL Eder Arosemena (SDSU)
- TE Clayton Cardenas (New Mexico)
- TE John Mulchrone (New Mexico)

Scottsdale College

- OL Robert Nelson (SDSU)
- OL Devin Clark (New Mexico)

► **LAST MEETING:** New Mexico 47, San Diego State 24 | Oct. 22, 2005 | Qualcomm Stadium  
 SAN DIEGO - New Mexico scored on its first five possessions and held San Diego State to just 115 yards in the first half en route to a 47-24 win over the Aztecs at Qualcomm Stadium.

SDSU tried to close the gap in the second half with two touchdown passes from Kevin O'Connell to Jeff Webb, but could never get any closer than 16 points.

On their opening drive, the Lobos drove 52 yards in 2:22 before quarterback Kole McKamey found Travis Brown in the end zone for a 17-yard touchdown.

DonTrell Moore, who rushed for 162 yards on 36 carries, made it 13-0 New Mexico on a four-yard touchdown scamper.

The Lobos led 23-0 with 10:46 left in the half, before SDSU's Garrett Palmer nailed a 43-yard field goal. New Mexico answered with another touchdown, stretching the Lobo lead to 30-3 at intermission.

After Kenny Byrd's second field goal of the game, SDSU's Freddy Keiaho blocked a punt and ran it back four yards for a touchdown with 6:15 left in the third quarter, the fourth score of the season by the defense or special teams.

New Mexico, however, scored on its next possession when Hank Baskett caught his second touchdown pass from McKamey, this time an 11-yarder.

Webb reached 100 yards receiving for the fourth time in five games, catching nine balls for 132 yards. O'Connell threw for 197 yards on 15-of-34 passing and two scores and ran for another 37 yards on 11 carries.

Marcus Demps led the defense with 12 tackles, including 10 solo stops, while T.J. McKay intercepted his first career pass in the second quarter.

► **AP POLL**

Rk	Team Record	Pts.
1.	Ohio State (65) 12-0	1,625
2.	Michigan 11-1	1,502
3.	USC 9-1	1,493
4.	Florida 10-1	1,451
5.	Arkansas 10-1	1,365
6.	Notre Dame 10-1	1,307
7.	West Virginia 9-1	1,144
8.	Louisville 9-1	1,078
9.	LSU 9-2	1,075
10.	<u>Wisconsin</u> 11-1	1,049
11.	Texas 9-2	1,028
12.	Boise State 11-0	878
13.	Oklahoma 9-2	856
14.	Auburn 10-2	822
15.	Rutgers 9-1	736
16.	Georgia Tech 9-2	667
17.	Virginia Tech 9-2	583
18.	Boston College 9-2	516
19.	Tennessee 8-3	404
20.	Wake Forest 9-2	355
21.	<u>Brigham Young</u> 9-2	325
22.	California 8-3	302
23.	Nebraska 8-3	258
24.	Clemson 8-3	122
25.	Hawai'i 9-2	89

**Others receiving votes:**

- Maryland 55, TCU 16, Texas A&M 13, Penn State 6, Georgia 3, Arizona 1, Oregon State 1.

► **COACHES' POLL**

Rk	Team Record	Pts.
1.	Ohio State (63) 12-0	1,575
2.	USC 9-1	1,444
3.	Michigan 11-1	1,428
4.	Florida 10-1	1,407
5.	Arkansas 10-1	1,302
6.	Notre Dame 10-1	1,285
7.	West Virginia 9-1	1,151
8.	LSU 9-2	1,081
9.	<u>Wisconsin</u> 11-1	1,053
10.	Texas 9-2	994
11.	Louisville 9-1	944
12.	Boise State 11-0	862
13.	Auburn 10-2	825
14.	Oklahoma 9-2	795
15.	Georgia Tech 9-2	655
16.	Rutgers 9-1	641
17.	Virginia Tech 9-2	561
18.	Boston College 9-2	540
19.	Nebraska 8-3	353
20.	Wake Forest 9-2	343
21.	Tennessee 8-3	326
22.	California 8-3	265
23.	<u>Brigham Young</u> 9-2	256
24.	Clemson 8-3	174
25.	Hawai'i 9-2	97

**Others receiving votes:**

- Maryland 52, Texas A&M 27, TCU 16, Houston 13, Oregon State 3, Penn State 2, Georgia 2, Arizona 1, Purdue 1, Texas Tech 1.

*Underline indicates SDSU opponent.*

► **SDSU CAREER STARTS**

OFFENSE	Consecutive	Total
Dombrowski	26	27
Robinson	18	24
Justman	10	21
Kravetz	10	20
Hamilton	0	20
O'Connell	1	19
Schilens	13	17
Bornes	0	13
Swain	2	12
Miclot	0	11
Porter	5	10
Louis	0	9
*Henderson	7	7
*Fehoko	6	6
*Kawulok	0	6
*Craft	0	5
*Spinks	0	4
Rouser	0	3
*Mougey	0	3
Amaral	0	2
*M. Schmidt	0	2
*Smith	0	2
*Wesley	0	2
*Miller	1	1
<b>TOTALS</b>		<b>247</b>

DEFENSE	Consecutive	Total
Bailes	10	37
Applewhite	22	24
Osborn	22	22
J. Martin	16	22
Maze	4	21
Baker	1	20
Grigsby	5	19
Allen	10	17
*Nwansi	10	10
Sturm	0	9
Schantz	0	9
B. Martin	6	6
*Bass	2	5
*Moore	0	3
McKay	0	3
Fifita	0	2
Soto	0	1
<b>TOTALS</b>		<b>211</b>

\* - Indicates player made first career start this season.

► **SDSU STREAKS**

Below is a look at some active streaks for current San Diego State players.

**GAMES WITH A RECEPTION**

Brett Swain	11
-------------	----

**GAMES WITH A TACKLE**

Jonathan Bailes	24
Terrell Maze	24
Nick Osborn	24

► **LAST MEETING IN ALBUQUERQUE:** New Mexico 19, San Diego State 9 | Oct. 23, 2004 | University Stadium  
 ALBUQUERQUE, N.M. - In a battle of swarming defenses, the New Mexico Lobos held off San Diego State, 19-9, before 37,287 fans at University Stadium.

The Lobos struck first with an impressive 65-yard opening drive, capped off by a 21-yard touchdown pass from Kole McKamey to DonTrell Moore.

Kevin O'Connell got his first start as the Aztec quarterback and his first effort was impressive but did not result in any points. The Aztecs drove 58 yards on nine plays with their first possession. However, a missed field-goal attempt by Garrett Palmer ended SDSU's best chance at first-half points.

The Lobos added 10 points in the second quarter to take control of the game. Those points were set up in part by field position. San Diego State twice started drives inside its own five. New Mexico, after gaining possession in Aztec territory, picked up a field goal on a drive that covered just 15 yards. However, the Lobos also covered 80 yards for a score, capped by a McKamey run.

The 17-point lead seemed safe as SDSU struggled with the aggressive Lobos defense. But momentum changed just a bit when Matt McCoy nailed DonTrell Moore for a 14-yard loss and an Aztec safety to get SDSU on the board.

In the fourth quarter, O'Connell got the Aztecs serious about a comeback. The freshman supervised a 10-play drive that covered 51 yards in the fourth period. It ended with the quarterback finding receiver Robert Ortiz for a 14-yard touchdown pass on a fourth-down play.

That score, with 8:02 remaining in the game, drew the Aztecs to within 10 at 19-9. The ensuing defensive possession kept Aztec hopes alive when New Mexico was forced to punt from deep in its own territory.

The Aztecs took over on the New Mexico 28 following a Kyle Conerly punt return and after a first-down scramble by O'Connell for nine yards, the Aztecs came up empty on three straight snaps.

The final play saw O'Connell throw a pass to Devin Pitts in the end zone that went off the senior's fingertips and squelched SDSU's comeback hopes.

The Lobos, although limited to a total of just 220 yards, managed to milk the final 5:53 off the clock to clinch the victory.

The Aztecs managed just 146 yards of total offense and were held to minus-19 rushing yards.

► **2003 MEETING IN SAN DIEGO:** New Mexico 30, San Diego State 7 | Oct. 18, 2003 | Qualcomm Stadium  
 SAN DIEGO - In some games numbers tell everything, while in others they don't, which was the case in both respects as San Diego State fell to New Mexico, 30-7, in front of a homecoming crowd of 22,011 at Qualcomm Stadium.

The Aztecs outgained the Lobos, 393-326, including 274 yards of total offense in the first half alone, but were only able to muster seven points. New Mexico, meanwhile, took advantage of six SDSU turnovers and a blocked punt to score 20 of its 30 points.

San Diego State started the game by putting together an impressive 11-play, 75 yard drive, but was unable to convert in its first trip to the red zone when J.C. Mejia's 22-yard field goal went wide right.

After the Aztec defense forced a New Mexico punt, SDSU began its second drive of the game from its own 28-yard line. Three plays later, quarterback Adam Hall's pass was intercepted by Brandon Ratcliff, setting up the Lobos' first score and an early 7-0 lead.

Another miscue in the second quarter led to a 14-point deficit when New Mexico's Billy Strother returned a blocked SDSU punt for a touchdown.

The Aztecs were able to respond on their next possession with their second of five, 60-plus yard drives on the night. Freshman running back Lynell Hamilton scored from one yard out, which was set up by two critical pass completions on fourth and nine and third and 17.

After a New Mexico field goal ended the first half, the Lobos put the game out of reach with 10 points in the third quarter and three in the fourth, eventually winning, 30-7.

**A New Season**

After suffering a wrath of early-season injuries and getting off to an 0-5 start, many didn't expect much from the Aztecs during the second half of Chuck Long's first season. But the Aztecs, which have started to get some of those injured players back in the past couple of weeks, have become a handful during the past month.

San Diego State has gone 2-3 in its past five games and has had real opportunities to win four of those contests. The Aztecs have scored first and enjoyed halftime leads in four of the last five games.

In addition to the statistical improvements listed to the right, there are some other items worth noting.

► In the last four games prior to the TCU game, San Diego State has outscored its opponents 31-6 in the first quarter and 48-20 in the first half.

► San Diego State has eight sacks and 26 tackles for loss in the last five games after recording only two sacks and 20 tackles for loss in the first five games of the season.

**Tough Start**

San Diego State has suffered through one of the most injury prone seasons in school history in 2006. That plus one of the nation's most difficult

► <b>PROGRESS</b>			
Although the Aztecs would like a mulligan for last week's game at TCU, San Diego State has shown significant progress during the second half of the season. Below is a look at the statistics in some key categories as the season has progressed.			
Category	First 5 Gms	Next 4 Gms	Last Gm
Record	0-5	2-2	0-1
Scoring Margin	-20.6	+4.0	-52.0
Category	First 5 Gms	Next 4 Gms	Last Gm
PPG Allowed	32.8	15.5	52.0
Total Offense Allowed	362.2	299.2	624.0
Opp. Pass. Efficiency	157.08	99.33	
TDs Passing Allowed	12	3	5
Opp. 3rd Down Conv.	50.0	36.2	66.7
Category	First 5 Gms	Next 4 Gms	Last Gm
Points Per Game	12.2	19.5	0.0
Passing Efficiency	99.57	147.91	
Passing TDs	1	5	0
Category	First 5 Gms	Next 4 Gms	Last Gm
Punting	37.3	43.8	35.8
Special Tms./Def. TDs	0	3	0
SDSU Avg. Penalties	7.4	6.0	2.0
SDSU Pen. Yards	65.4	53.0	10.0

schedules to date have been significant contributing factors to the Aztecs' 2-8 start.

Below are a few of the challenges that Long and his staff have faced in their first season in San Diego.

- ▶ According to the NCAA, San Diego State has faced the 20th most difficult schedule in the nation to date. The Aztecs first 10 opponents have combined to post a 64-45 (58.7 percent) record. Of the 10 opponents SDSU has faced, six have a winning record, one is at .500 and one other is at one game below .500.
- ▶ The San Diego State lineup is a shadow of its fall self. The Aztecs have been devastated by injuries to the point that 12 players, who running on the first team, did not start in the contest at Brigham Young. Among the positions that have been devastated include tight end (top three players out for the season), quarterback (missing top two players for much of the season), and a starter at wide receiver. A total of seven offensive players who were listed as starters when suffering a significant injury have missed significant action or the entire season.
- ▶ Field position and turnovers returned for touchdowns have come in to play as well. Even though SDSU is just -3 for the season in turnovers, the Aztecs have certainly have come up on the short end of the impact turnovers. Opponents have scored four touchdowns this season on returns off turnovers and have a total of 72 points on 198 yards of total offense.

## Turnarounds Take Time

Although San Diego State flirted with a win on opening night against UTEP, history shows us that some of the biggest college football turnarounds take time. There may be no better place to pull some examples then from the Hayden Fry coaching tree, which has produced a stable of head coaches that went to struggling programs when they took over.

Coach	School	First Season	First Game	Season Record	1st Winning Season
Hayden Fry	Iowa	1979	Indiana - L, 26-30	5-6-0	3rd
Bill Snyder	Kansas State	1989	at Arizona State - L, 0-31	1-10-0	3rd
Barry Alvarez	Wisconsin	1990	California - L, 12-28	1-10-0	4th
Dan McCarney	Iowa State	1995	Ohio - W, 36-21	3-8	6th
Kirk Ferentz	Iowa	1999	Nebraska - L, 7-42	1-10	3rd
Mark Magino	Kansas	2002	at Iowa State - L, 3-45	2-10	4th
Mike Stoops	Arizona	2004	Northern Arizona - W, 21-3	3-8	has not occurred
Chuck Long	San Diego State	2006	UTEP - L, 27-34	2-8	

A few notes on the coaches listed above

- ▶ The seven coaches above posted 16-62 (20.5 percent) record in their first seasons at the school listed.
- ▶ None of the seven coaches above enjoyed a winning season in either their first or second campaigns at the school.
- ▶ Only two coaches were victorious in their first game (McCarney defeated Ohio and Mike Stoops defeated Northern Arizona).

The victory over UNLV guarantees Chuck Long more victories in his first season than Bill Snyder, Barry Alvarez and Kirk Ferentz. Only three of Hayden Fry's former assistants above won as many as three games in their first campaign, something Long can accomplish with a victory on Saturday.

## Can We Please Get Some Good Field Position?

One of the most amazing statistics of this season has been San Diego State's consistent disadvantage in field position. The Aztecs have been at a disadvantage in the category in all 10 games this season and in 13 consecutive games dating back to last season. Since the stat started being kept consistently in 1998, the longest consecutive streak of losing the field position battle was five games.

Through 10 games this season, the Aztecs average starting field position for their 114 drives has been their own 25.57 yard line. Meanwhile, SDSU opponent's average starting field position for their 110 drives has been the 36.49 yard line.

Now an almost 11-yard average field position discrepancy may not sound like much, but consider since the 1999 season, San Diego State is 2-23 in games when facing a 10-yard or greater disadvantage in average field position, something that has happened six times already this season, including each of the last three games.

It is also worth noting that average starting field position counts drives only, meaning that the four touchdowns scored by the opposition's defense this season (one fumble recovery in the endzone and three interception returns for touchdowns) are not included in the statistic.

The next question becomes why has there been this big of a gap? To answer that, let's look at each game individually.

- ▶ vs. UTEP: San Diego State suffered from two missed field goals and two short punts to turn this stat into a negative. The Miners started two drives following misses on long field goals at their 34 and 29 yard-line and started two possessions following short punts at the UTEP 39 and the San Diego State 36 yard lines. Two interceptions also put UTEP in scoring position, allowing the Miners to start possessions on the San Diego State 28 and 41 yard lines.
- ▶ at Wisconsin: The seven-yard difference is the smallest of the year, and is mostly a result of SDSU's fumble in the closing moments of the game. Trailing by 14 points in the final minute, SDSU lost a fumble giving Wisconsin possession on the Aztec 13. That play in the final minute shifted the average, increased the average from 30 to 34.
- ▶ vs. Utah: Five turnovers hurt the cause in this game as the Utes returned two interceptions for touchdowns and started three other drives on the Aztec half of the field. The -15 margin in average field position ties for the ninth worst total in Aztec game since the beginning of the 1999 campaign.
- ▶ at San Jose State: A combination of factors hurt SDSU's numbers against the Spartans. First off, the Aztecs averaged just 31.0 yards per punt while the Spartans averaged 37.7 yards. Also, San Diego State's failed conversion of a fourth and

### ▶ AZTECS IN THE NFL

The following 25 former San Diego State players were on NFL rosters as of October 24.

- Obafemi Ayanbadejo, Cardinals
- Marcus Demps, Lions\*
- Will Demps, Giants
- Heath Farwell, Vikings
- Marshall Faulk, Rams
- Kabeer Gbaja-Biamila, Packers
- La'Roi Glover, Rams
- Robert Griffith, Cardinals
- Az-Zahir Hakim, Lions
- Jasper Harvey, Eagles\*
- Johnathan Ingram, Chiefs
- Freddy Keiaho, Colts\*
- Mike Kracalik, Ravens
- Derrick Lewis, Texans
- Matt McCoy, Eagles
- Kirk Morrison, Raiders
- Kassim Osgood, Chargers
- Chris Pino, Ravens\*
- Chester Pitts, Texans
- Brian Russell, Browns
- Ephraim Salaam, Texans
- Jeff Shoate, Broncos
- Kyle Turley, Chiefs
- Marviel Underwood, Packers
- Jeff Webb, Chiefs\*

\* - member of 2005 SDSU squad

### ▶ FIELD POSITION

Average field position comparison for San Diego State and its' opponents in 2006.

	SDSU	Opp	+/-
UTEP	30	40	-10
at Wisconsin	27	34	-7
Utah	22	37	-15
at San Jose State	28	33	-5
at Brigham Young	20	41	-21
Air Force	21	28	-7
Cal Poly	29	34	-5
at Wyoming	24	35	-11
vs. UNLV	28	42	-14
at TCU	25	35	-10
<b>Season Average</b>	<b>25.57</b>	<b>36.49</b>	<b>-10.92</b>



LYNELL HAMILTON

**SDSU Career Rushing Yards**

Pl. Name	Yards
1. Marshall Faulk	4,589
2. Larry Ned	3,562
3. Jonas Lewis	2,843
4. George Jones	2,810
5. Norm Nygaard	2,619
6. Wayne Pittman	2,389
7. Chris Hardy	2,341
8. David Turner	2,234
9. Paul Hewitt	2,056
10. <b>Lynell Hamilton</b>	<b>2,051</b>
11. Kern Carson	1,911

**SDSU 100-Yd. Rushing Games**

Pl. Name	Yards
1. Marshall Faulk	23
2. George Jones	14
3. Larry Ned	13
4. Jonas Lewis	12
5. Norm Nygaard	11
David Turner	11
7. Chris Hardy	9
8. <b>Lynell Hamilton</b>	<b>8</b>
2 others tied	8

**SDSU 200-Yd. Rushing Games**

Pl. Name	Yards
1. Marshall Faulk	7
2. George Jones	4
Larry Ned	4
4. <b>Lynell Hamilton</b>	<b>2</b>
Chris Hardy	2
Paul Hewitt	2
David Turner	2
8. 9 tied with	1

**Game-By-Game Rushing**

2003	No	Yds	TD	Avg.
EWU	23	113	2	4.9
at OSU	17	69	0	4.1
at UTEP	22	107	0	4.9
Samford	31	220	1	7.1
at UCLA	20	87	0	4.4
BYU	22	74	0	3.4
at Utah	17	49	0	2.9
UNM	18	56	1	3.1
Wyo.	40	218	0	5.5
at UNLV	24	94	0	3.9
at CSU		DNP-Injured		
AFA		DNP-Injured		

2005	No	Yds	TD	Avg.
UCLA	24	82	2	3.4
at AFA	15	65	1	4.3
at OSU	7	10	0	1.4
SJSU	19	72	1	3.8
BYU	30	161	2	5.4
at UNLV	5	14	0	2.8
at Utah		DNP-Injured		
UNM	9	28	0	3.1
TCU	7	15	0	2.1
at CSU	21	108	1	5.1
WYO	27	154	1	5.7
at Hawai'i	26	110	1	4.2

2006	No	Yds	TD	Avg.
UTEP	20	40	1	2.0
at Wisc.	11	19	0	1.7
Utah	16	53	0	3.3
at SJSU		DNP-Injured		
at BYU		DNP-Injured		
AFA		DNP-Injured		
Cal Poly	4	24	0	6.0
at Wyo.	3	9	0	3.0
UNLV		DNP-Injured		
at TCU		DNP-Injured		

seven at its own 25-yard-line in the third quarter (SDSU came up inches short), gave San Jose State possession at the Aztec 31-yard line.

▶ **at Brigham Young:** The 21-yard difference is the largest differential this season by six yards (Utah). The Aztecs average start was at their own 20, their worst starting point of the year, while the Cougars began their drives on their own 41, the shortest field an SDSU opponent has had to work with all season. The Cougars returned an interception for a touchdown in the second quarter, the third time an opponent has returned a pick for a score this season.

▶ **vs. Air Force:** One of the smallest differentials of the season as SDSU started on its 21 and Air Force on its 28. Although SDSU did not win the category, it was closer than most of the season due to the fact that the Aztecs enjoyed a +2 turnover margin and did not commit a turnover in the contest. That forced the Falcons to start all seven of their possessions on the Air Force side of the 50.

▶ **vs. Cal Poly:** Only a five-yard difference but it turned out to be the key stat. In the fourth quarter, Cal Poly started drives on the SDSU 39 and 23 yard lines. That led to two Mustang field goals and the 16-14 victory.

▶ **at Wyoming:** Only one drive started in the opponent territory and that came following an Aztec interception gave the Cowboys the ball at the San Diego State 33. That led to a Wyoming field goal that proved to be the difference in the game.

▶ **vs. UNLV:** The Aztecs did not start any drive in UNLV's territory. UNLV got the ball twice in SDSU's territory but missed field goals on both drives.

▶ **at TCU:** It is really amazing that the field position was not worst than 10 yards. The Aztecs had two punts blocked and only forced two TCU punts. The field position battle would have been much worse had the Aztecs not started a drive on the Frog 19 yard line following a long kickoff return in the third quarter.

Other alarming tidbits on the field position disadvantage:

▶ Through 10 games, San Diego State has started only four possessions on the opponent's side of the field. Meanwhile, SDSU's opposition has started 23 drives in Aztec territory. The SDSU defense has been rather impressive when its back has been against the wall, limiting the opposition to just 11 scores in those 23 possessions.

▶ SDSU opponents have scored 28 points on returns (one fumble recovery and three interception returns for touchdowns). The opponents have also cashed in on scoring 37 points on drives of 40 yards or less (touchdown drives of 28, 31, 36, 41 and a field goal drive of 25, 3, -1 yards). The result, SDSU opponents have scored 65 of their 278 points on a total of 163 yards of offense.

▶ Against San Jose State, the Aztecs snapped a string off 33 consecutive possessions without starting a drive in its opponent's side of the field. Nonetheless, for the season, San Diego State has started just four of 114 drives in plus territory, including just three of its last 102 possessions. Three of the four times SDSU has started a drive inside the opponent 50, the Aztecs have cashed in on the good position with a touchdown.

▶ Dating back to last season, the team with the better average field position has won nine of the last 11 games.

## Henderson Going for Conference Rushing Title

Redshirt freshman Atiyah Henderson is making the most of his opportunities at the running back position.

Originally listed behind Doak Walker Award candidate Lynell Hamilton, Henderson was pressed into service when the junior tailback was hurt earlier this season.

He has responded by producing one of the best freshman seasons in school history and despite carrying the ball only one time in the first two games combined, is one of the national leaders in rushing yardage per game among all freshmen.

Henderson ranks fourth on the San Diego State freshman rushing chart, and needs just 102 yards to move into a third-place tie with Darin Wagner. Despite not picking up a yard in the first two games of the season, Henderson is seventh nationally among all Division I-A freshmen in rushing yards per game.

Earlier this season, Henderson produced four consecutive games with 90 or more yards rushing, including consecutive 100-yard performances against Air Force and Cal Poly.

For the season, Henderson is SDSU's leading rusher with 685 yards on 152 carries. He is averaging a team-high 4.5 yards per rush, with 58 of his 152 carries going for at least five yards. A shifty runner, Henderson has proven he can get the tough yards, picking up 32 rushing first downs.

Henderson had just a single carry through the first two games, but has rushed for 685 yards in the last eight games (vs. Utah, at San Jose State, at Brigham Young, vs. Air Force, vs. Cal Poly, at Wyoming, vs. UNLV and at TCU), for an average of 85.6 yards per game.

Below is a look at this game-by-game performance to date.

Opponent	Att.	Yards	TD	Avg.	10+	5+	FD
UTEP	1	0	0	0.0	0	0	0
at Wisconsin	0	0	0	0.0	0	0	0
Utah	12	98	0	8.2	2	6	3
at San Jose State*	24	98	0	4.1	1	11	4
at BYU*	21	93	0	4.4	3	7	3
Air Force*	25	142	0	5.7	4	11	8
Cal Poly*	26	140	0	5.4	5	13	8
at Wyoming*	9	30	0	3.3	2	3	2
UNLV*	22	62	0	2.8	3	5	4
at TCU*	12	22	0	1.8	0	2	0
<b>TOTALS</b>	<b>152</b>	<b>685</b>	<b>0</b>	<b>4.5</b>	<b>20</b>	<b>58</b>	<b>32</b>

\* - Indicates game started. FD - Indicates first down.

### SDSU CHARTS

Below is a look at SDSU's all-time freshman leaders in rushing yards,

Pl.	Name, Season	Yards
1.	Marshall Faulk, 1991	1,429
2.	Lynell Hamilton, 2004	1,087
3.	Darin Wagner, 1989	787
4.	▶ <b>Atiyah Henderson, 2006</b>	<b>685</b>
5.	Wayne Pittman, 1991	606
6.	Brandon Bornes, 2004	578

### NCAA LEADERS

Below is a look at the national freshmen leaders in rushing yards per game

Rk.	Name	Team	YPG
1.	P.J. Hill	Wisconsin	127.8
2.	Damion Fletcher	So. Miss.	108.9
3.	Reggie Arnold	Arkansas St.	83.6
4.	Chris Bullock	Bowling Green	75.7
5.	Donald Brown II	UConn	69.4
6.	C.J. Spiller	Clemson	69.0
7.	▶ <b>Atiyah Henderson</b>	<b>SDSU</b>	<b>68.5</b>
8.	Javarris James	Miami (Fla.)	65.6
9.	Mike Goodson	Texas A&M	63.6
10.	LaMarcus Coker	Tennessee	63.3



## Injuries Starting to Add Up

Following the bye week late in October, San Diego State is finally starting to get a bit healthier after suffering a rash of injuries during the first half of the season. Quarterback Kevin O'Connell and safety Reggie Grigsby, both team captains, are back in the rotation at their respective positions.

A total of seven offensive players who were listed as starters when suffering a significant injury have missed significant action or the entire season. The bug appears particularly dangerous to offensive skill players, as the Aztecs have lost its top two quarterbacks, top three tight ends, a starting receiver and a national-award candidate running back to date.

Quarterback Kevin O'Connell had missed six straight games due to ligament damage on his right thumb, suffered in the third quarter of the season-opening game against UTEP. The junior had surgery on Monday, Sept. 4, and returned to action on Nov. 4 at Wyoming. O'Connell was 4-of-6 for 94 yards and one TD coming off of the bench. Prior to his injury, O'Connell had started 18 consecutive games.

Running back Lynell Hamilton joined the group when he suffered a torn meniscus in his left knee against Utah. The junior returned to the game, but tests confirmed the tear the next day. He had surgery on Tuesday, Sept. 26, and missed three consecutive games before returning as a reserve vs. Cal Poly. Hamilton also has missed each of the last two games.

With the return of O'Connell, five players appear to still be out for the duration of the season. In addition, senior tight end Steve Schmidt, who was slated to start in place of Lance Louis and Eric Miclot, has yet to appear in a game this season due to a foot injury.

Below is a look at players who were on the two-deep when suffering significant injuries that threaten their ability to play this season.

Pos.	Player	Injury	Notes	Status
TE	*Lance Louis	knee	suffered torn ACL on April 1	Out/Indefinite
TE	*Eric Miclot	knee	suffered torn ACL in first scrimmage of spring on March 25	Out/Indefinite
QB	*Kevin O'Connell	right thumb	suffered in the third quarter of the UTEP game; surgery Sept. 4	Will play
WR	*DeMarco Sampson	foot	suffered torn ligaments in his left big toe; surgery on Aug. 21	Out/Indefinite
WR	Roberto Wallace	shoulder	has undergone shoulder surgery	Out/Indefinite
RB	*Lynell Hamilton	knee	torn meniscus in left knee suffered on Sept. 23	Questionable
QB	*Darren Mougey	shoulder	dislocated shoulder suffered in the third quarter of the SJSU game	Out/Indefinite

\* - Indicates player was a starter or listed as a probable starter at time of the injury.

## Too Young, Too Soon

The result of all the injuries is a lineup, particularly on offense, that is inexperienced. At the beginning of the season, San Diego State returned six players who had combined for 83 career starts. Right now, three (Lynell Hamilton, Eric Miclot and Kevin O'Connell) of the six players who were listed as returning starters and had accounted for 45 starts prior to the 2006 season, are either lost for the season (Miclot) or have missed extensive time due to injury.

Of the 12 starting positions on offense (12 players are listed due to multiple formations), only eight have played every game this season and only six of those players are likely to start on Saturday at their original position.

Among the backfield and wideout positions (counts tight ends), only three players remain from the six positions. In those six spots, SDSU has lost seven "starting" players (three tight ends, two quarterbacks, a wide receiver and a running back) for the season or at least a significant portion in 2006.

Below is a comparison between the projected offensive starting lineup prior to spring practice last March and the lineup SDSU is expected to field on Saturday. The middle column shows players who were listed at one point as a starter at the position, but have succumbed to injury.

It is hard to recognize Saturday's likely starting lineup as compared to the one San Diego State thought it would have last March during spring practice.

Pos.	Projected Starters in March	Players Lost Due to Injury	Probable Lineup vs. UNM
LT	Will Robinson		Will Robinson
LG	Nick Smith		*Whitely Fehoko
C	Patrick Justman		Patrick Justman
RG	Mike Schmidt		*Brandyn Dombrowski
RT	Mike Kravetz		Mike Kravetz
TE	Eric Miclot	Eric Miclot, Lance Louis, Steve Schmidt	*Matthew Kawulok
R	Chaz Schilens		Chaz Schilens
W	Brett Swain		Brett Swain
X	Brian Spinks		*Ramal Porter
HB	Brandon Bornes		Brandon Bornes
TB	Lynell Hamilton	Lynell Hamilton	*Atiyyah Henderson
QB	Kevin O'Connell	Kevin O'Connell, Darren Mougey	Kevin O'Connell


\* - indicates player is a change from original two-deep.

## The Importance of Winning the Turnover Battle

San Diego State won the turnover battle against Air Force, forcing two Falcon turnovers while playing turnover free ball for the first time this season. It marked just the second time this season the Aztecs have won the turnover battle and the first time since the season opening game against UTEP.

Last week at TCU, San Diego State owned a -1 turnover margin, marking the fourth consecutive game that the Aztecs did not win the turnover margin.

For the season, San Diego State is now -3 in the category, placing 76th nationally in the category. The Aztecs rank sixth in the Mountain West Conference in the stat. SDSU is averaging -0.30 turnover margin per game.



O'Connell's injury in the opener has kept the junior captain on the sidelines for a while, but he has continued to travel with the Aztecs. Below is a look at O'Connell's career game-by-game and an idea of what SDSU missed while he was sidelined.

▶ PASSING						
Year	A-C-I	Yds	TD			
2004	Idaho St.	14-5-1	58	1		
	at Mich. Nevada		DNP			
	at UCLA	10-7-0	46	0		
	at Wyo.	7-1-0	14	0		
	CSU	26-11-1	157	1		
	at UNM*	32-16-2	165	1		
	Utah*	43-21-2	252	2		
	at BYU*	47-21-2	229	1		
	at AFA*	32-17-1	232	2		
	UNLV*	25-16-0	175	1		
	2005	UCLA*	26-19-2	204	1	
		at AFA*	39-24-1	227	1	
at OSU*		17-12-0	159	1		
SJSU*		29-23-0	271	4		
BYU*		31-21-0	243	0		
at UNLV*		28-14-3	106	0		
at Utah*		23-17-0	219	3		
UNM*		34-15-2	197	2		
TCU*		46-25-2	235	1		
at CSU*		24-14-0	179	2		
WYO*		27-16-1	202	1		
at Hawaii**		51-33-1	421	3		
2006	UTEP*	14-12-1	178	0		
	at Wyo.	6-4-0	94	1		
	UNLV	7-7-0	68	0		
	at TCU*	15-6-1	53	0		
▶ RUSHING						
Year	No	Yds	TD	Avg.		
2003	Idaho St.	7	54	0	7.7	
	at Mich. Nevada			DNP		
	at UCLA	1	6	0	6.0	
	at Wyo.	4	15	0	3.8	
	CSU	6	42	0	7.0	
	at UNM*	13	-13	0	-1.0	
	Utah*	12	34	1	2.8	
	at BYU*	15	101	0	6.7	
	at AFA*	8	82	0	10.3	
	UNLV*	7	26	0	3.7	
	2005	UCLA*	15	50	0	3.3
		at AFA*	11	52	1	4.7
at OSU*		8	-9	0	-1.1	
SJSU*		23	49	0	2.1	
BYU*		7	27	1	3.9	
at UNLV*		17	-16	0	-0.9	
at Utah*		9	88	1	9.8	
UNM*		11	37	0	3.4	
TCU*		17	75	1	2.9	
at CSU*		9	41	0	4.6	
WYO*		7	23	0	3.3	
at Hawaii**		6	11	1	1.8	
2006	UTEP*	9	25	0	2.8	
	at Wyo.	1	-3	0	-3.0	
	UNLV	6	14	1	2.3	
	at TCU*	7	-5	0	-0.7	

\* - game started

**▶ AZTEC DEFENSE IN THE RECORD BOOKS**

**SDSU Career Pass Break-Ups**

Name	PBUs
1. Eric Lewis	37
2. Ricky Sharpe	34
Mario Mitchell	34
4. Donny Baker	31
5. Jeff Shoate	29
Marlon Andrews	29
Mike Fox	29
8. Ricky Parker	26
Gary Taylor	26
10. Clarence Nunn	25

**SDSU Career Fumble Recoveries**

Name	FR
1. Kirk Morrison	10
2. Kevin Mitchell	7
3. Lou Foster	6
Thomas Carter	6
5. Lyndon Earley	5
Brad Hicks	5
Steve Lauter	5
Rick Carusa	5
Bob Epps	5
10. Antwan Applewhite	4
Nine others tied with	4

**▶ AZTEC CAPTAINS**

**Season Captains**

-Offense: Lynell Hamilton, Jr., RB;  
Kevin O'Connell, Jr., QB  
-Defense: Reggie Grigsby, Sr., S;  
Joe Martin, Sr., LB

**Special Teams Game Captains**

-vs. UTEP: Garrett Palmer, Jr., K  
-at Wisconsin: None  
-vs. Utah: Brett Sturm, Sr., S  
-vs. Air Force: Freddy Dunkle, Jr., LB  
-vs. Cal Poly: None  
-at Wyoming: Nick Sandford, Fr.-RS, S  
-vs. UNLV: None  
-at TCU: None

Last season, SDSU had a positive turnover margin (+2), snapping a span of eight seasons in which SDSU failed to post a turnover advantage (seven seasons with a disadvantage, while in 1998 turnovers were even).

The importance of winning the turnover margin can be found in the box to the right. The Aztecs nearly double their chances at getting a win when owning at least a +1 advantage in the turnover column. In fact, since 1986, the Aztecs win 78.2 percent of the time when owning at least a +2 advantage in the category. Likewise the Aztecs own just a 23.7 winning percentage when losing the battle by two turnovers or more over the same time period.

**Ray Bass Honored**

San Diego State junior safety Ray Bass was named the Mountain West Conference Football Defensive Player of the week on Monday for his performance in the team's 21-7 victory over UNLV.

Bass returned an interception 49 yards for his first career touchdown to give the Aztecs an early 7-0 advantage, one that they would never relinquish. He ended the night with a team-leading eight solo tackles, doubling his previous career game-high in that category. Bass, who was making his first career start at leftside safety in place of injured starter Brett Sturm, also tallied one pass breakup and a tackle for loss.

Bass is the third Aztec, and second defensive player, to earn weekly accolades from the MWC this season. He joins senior linebacker Joe Martin and junior place-kicker Garrett Palmer, who both were honored following the win over Air Force. It is the first career conference player-of-the-week award for Bass, who is playing his first season at SDSU after transferring from the University of Hawai'i.

Martin recorded a career-high 16 tackles, including five solos, and a sack for a loss of nine yards. The team co-captain beat his previous career best in tackles by four and the 16 stops were the most by an Aztec in a game since Freddy Keiaho had 18 at Ohio State in September 2005.

Martin was a key part in limiting the Air Force offense to a season-low 12 points, with 12 of his 16 tackles keeping Air Force from picking up a first down. Thirteen of his 16 stops were also on plays in which the Falcons claimed four yards or less of offense, including four tackles for one yard. It was Martin's fifth career outing with 10 or more tackles.

Palmer made both of his field-goal attempts vs. Air Force, including the game-winner from 30 yards out with two seconds remaining and the Aztecs trailing, 12-10. His first field goal of the night, a 35-yarder, gave the Aztecs the early 3-0 lead at the half. Palmer is now 6-for-8 on field goals this season and has made all eight of his extra-point attempts. He ranks fourth in school history in career field goals (33), is third in field-goal percentage (71.7) and has made 11 from 40 or more yards.

Martin, Palmer and Bass are the first Aztecs to be recognized by the league this season. It is Bass and Martin's first career player of the week award, while it is the third for Palmer, who has been honored once in both 2004 and 2005.

**Defense Better Than Numbers Indicate**

Although the national numbers are not overly kind to the Aztec defense, the 2006 edition of the Dark Side has generally played well. The unit has frequently been placed in difficult situations, with 23 of the 110 opponent possessions starting in Aztec territory. The defense has responded by allowing just 11 scores in those 23 opportunities.

Other numbers that come to the defense of the defense:

- ▶ SDSU opponents have scored 28 points on returns (one fumble recovery and three interception returns for touchdowns). The opponents have also cashed in on scoring 44 points on drives of 41 yards or less (touchdown drives of 28, 31, 36, 41, 35 and field goal drives of three, 25 and -1 yards). The result, SDSU opponents have scored 72 of their 278 points on a total of 198 yards of offense.
- ▶ The Aztec defense did quite a number on Air Force, allowing the Falcons a season-low 12 points and forcing two turnovers in seven possessions.
- ▶ San Diego State allowed an un-Aztec like 419 yards of total offense against the Cougars. Of that total, 144 yards came on four plays. That means Brigham Young netted 275 yards on the other 49 offensive plays. The Aztecs defense also recorded an interception, a forced fumble and a tackle for a loss.
- ▶ In the win over UNLV, the Aztec defense really came through defending the red zone. Of the Rebels' five opportunities to score inside the red zone, they only scored one touchdown.
- ▶ SDSU defensive coordinator Bob Elliott's squad has also buckled down in the red zone. Of the opponents' 46 trips inside the Aztec 20, SDSU has allowed just 171 points. Only 63 percent of the time have opponents walked away with any points, as San Diego State has forced six turnovers and held on downs on two other occasions.

**Don't Call it a Comeback**

Prior to the season, many people questioned how good the Aztecs offensive line would be. With only one senior in the lineup on opening day, many people thought that it would be a long season for the Aztecs up front.

But the group that had been questioned throughout the campaign has put together a pretty impressive month. Against Utah, San Diego State rushed for 204 yards on 45 carries and followed that up by helping redshirt freshman Atiyah Henderson rushed for 98 yards en route to a 163-yard rushing effort for the Aztecs against San Jose State. At Brigham Young, Henderson rushed for 93 yards on 21 carries, marking

**▶ TURNOVER MARGIN**

San Diego State is 43-12 since 1986 when owning a +2 turnover margin or better. The Aztecs are 13-43-1 when posting a -2 or worse number in the category. Below is the win-loss breakdown by turnover margin.

	2006	Since 1986	Pct.
Plus 7		1-0	100.0
Plus 6		0-0	
Plus 5		2-0	100.0
Plus 4		12-1	92.3
Plus 3		12-4	75.0
Plus 2	1-0	16-7	69.6
Plus 1	0-1	24-14-2	62.5
Even	1-3	15-28	34.9
Minus 1	0-3	16-32	33.3
Minus 2		8-21	27.6
Minus 3	0-1	3-10	23.1
Minus 4		2-8-1	22.7
Minus 5		0-3	0.0
Minus 6		0-0	
Minus 7		0-1	0.0

It is the first career conference player-of-the-week award for Bass, who is playing his first season at SDSU after transferring from the University of Hawai'i.

Martin recorded a career-high 16 tackles, including five solos, and a sack for a loss of nine yards. The team co-captain beat his previous career best in tackles by four and the 16 stops were the most by an Aztec in a game since Freddy Keiaho had 18 at Ohio State in September 2005.

Martin was a key part in limiting the Air Force offense to a season-low 12 points, with 12 of his 16 tackles keeping Air Force from picking up a first down. Thirteen of his 16 stops were also on plays in which the Falcons claimed four yards or less of offense, including four tackles for one yard. It was Martin's fifth career outing with 10 or more tackles.

Palmer made both of his field-goal attempts vs. Air Force, including the game-winner from 30 yards out with two seconds remaining and the Aztecs trailing, 12-10. His first field goal of the night, a 35-yarder, gave the Aztecs the early 3-0 lead at the half. Palmer is now 6-for-8 on field goals this season and has made all eight of his extra-point attempts. He ranks fourth in school history in career field goals (33), is third in field-goal percentage (71.7) and has made 11 from 40 or more yards.

Martin, Palmer and Bass are the first Aztecs to be recognized by the league this season. It is Bass and Martin's first career player of the week award, while it is the third for Palmer, who has been honored once in both 2004 and 2005.

**▶ O-LINE IMPROVING**

Below is a look at SDSU's game-by-game numbers in several statistical categories.

Opp	Rush	YPR	SA
UTEP	109	2.4	3
at Wisconsin	13	0.5	5
Utah	204	4.5	2
at San Jose St.	163	4.2	0
at Brigham Young	141	3.7	2
Air Force	151	5.0	0
Cal Poly	149	3.6	4
at Wyoming	40	2.0	3
UNLV	141	3.0	0
at TCU	31	1.3	2

Rush - SDSU rushing yards; YPR - SDSU yards per rush; SA - sacks allowed

his third consecutive 90-plus yard game. Against the Falcons, that trend continued against Air Force, as the Aztecs rushed for 151 yards, including a season high 142 yards for Henderson. Against Cal Poly, the Florida native rushed for 140 yards on a career-high 26 carries.

In the last eight games, the Aztec offensive line has helped SDSU compile 1,020 yards on the ground for an average of 127.5 yards per game.

### Kevin Craft Making the Most of His Opportunity

With the injuries to Kevin O'Connell and Darren Mougey, redshirt freshman Kevin Craft has started the five of the last six games. Craft has seen action in eight straight contests - the only games he has played in his career - and is 65-for-113 with four touchdowns and 682 yards.

He became the Aztecs' third different starting quarterback in 10 games this season. That marks the first time San Diego State has started three different quarterbacks in the same season since 1997, when Kevin McKechnie, Spencer Brinton and Mike Smith started at the position.

Craft is the son of Tom Craft, who was quarterback for the Aztecs in 1975-76 and served as head coach from 2002-05. Tom Craft helped lead San Diego State to an 18-4 record in his two seasons, going 95-of-137 (69.3 percent), for 1,018 yards and four touchdowns (he also rushed for two scores). He led SDSU to a 10-1 record in 1976 as a starter his senior season. He also posted one of the most impressive debuts in Aztec history, going 16-for-20 for 116 yards with one touchdown and no interceptions in his first career start against Cal State Fullerton on Oct. 23, 1976 (a 27-14 SDSU win).

Below is a look at how the past 11 Aztec quarterback starters, including Darren Mougey and Kevin Craft, have fared in their first career starts.

#### Experience Prior to First Start

Name (Year)	Cl.	GP	Att.	First Start	Outcome	Att.	Comp.	Int.	Yds.	TD	Rush	Yds
Billy Blanton ('94)	So.	8	42	New Mexico	W, 20-13	24	14	0	193	1		
Kevin McKechnie ('97)	Sr.	10	33	Navy	W, 45-31	20	16	1	371	4	6	15
Mike Smith ('97)	Jr.	1	1	UNLV	ot-W, 20-17	7	2	0	29	0		
Spencer Brinton ('97)	Fr.	1	16	at Hawai'i	W, 10-3	30	13	0	173	1		
Brian Russell ('98)	So.	1	4	Arizona	L, 16-35	32	12	3	167	1	6	36
Jack Hawley ('99)	Jr.	2	34	at USC	L, 21-24	32	16	4	170	1	11	39
Lon Sheriff ('00)	So.	5	29	at Arizona	L, 3-17	29	15	1	124	0	6	-20
Adam Hall ('01)	So.	3	18	at UNLV	L, 3-31	15	7	0	70	0	4	-20
Matt Dlugolecki ('03)	So.	1	19	at Ohio State	L, 13-16	39	23	2	189	1	4	-19
Kevin O'Connell ('04)	Fr.	6	57	at New Mexico	L, 9-19	32	16	2	165	1	13	-13
Darren Mougey ('06)	So.	7	42	at Wisconsin	L, 0-14	27	15	0	102	0	11	-12
Kevin Craft ('06)	Fr.	2	8	at BYU	L, 17-47	32	29	1	216	0	5	2

Notes on recent first time QB starters:

- ▶ Craft's 216-yard passing performance was the first time an Aztec passed for more than 200 yards in his first start since Kevin McKechnie in the 1997 season opener.
- ▶ San Diego State has lost eight consecutive times in quarterback's first starts.
- ▶ Craft's first start at Brigham Young marked the seventh consecutive time an Aztec signal-caller has made his debut start on the road.

As impressive as Craft's debut was, his encore gave Aztec fans reason to cheer. The freshman was 12-of-19 for 133 yards and a touchdown against Air Force. He did not throw an interception and led the Aztecs to their first turnover free game of the season. Most impressive, with San Diego State trailing 12-10 with 3:06 to play in the fourth quarter, he engineered a 58-yard drive that resulted in the game-winning field goal.

Craft has completed at least 60 percent of his passes in three of his starts and has thrown just three interceptions in his 91 pass attempts as a starting quarterback.

### Brandon Bornes Breaks the 1,000-Yard Mark

Junior running back Brandon Bornes broke the 1,000-yard rushing mark for his career with a three-yard rush in the second quarter at BYU.

SDSU's primary back in 2004, when Lynell Hamilton was sidelined with an injury, Bornes now has 1,112 rushing yards on 271 carries. The junior also has 10 career rushing touchdowns to his credit.

For the season, Bornes, who is the only Aztec back to have a carry in every game this season, has rushed 46 times for 165 yards.

That may sound like modest numbers, but take in to consideration that 13 of his 46 carries have resulted in a first down for SDSU. He also has 16 carries for five or more yards.

▶ BORNES TOTALS				
Season	Att.	Yds.	TD	YPC
2004	133	578	6	4.3
2005	92	369	2	4.0
2006	46	165	2	3.6
<b>TOTALS</b>	<b>271</b>	<b>1,112</b>	<b>10</b>	<b>4.1</b>

### Offensive Notes

▶ Three Aztec running backs have logged at least two career 100-yard rushing games. All three did so for the first time in their first year of collegiate competition, including Atiyah Henderson, who ran for 142 yards versus Air Force and 140 vs. Cal Poly in 2006.

▶ SDSU has scored on 14 of its 18 trips to the red zone this season, notching nine touchdowns and five field goals. Last season, SDSU converted 38-of-44 red zone opportunities (27 TDs, 11 field goals), scoring 86.4 percent of the time.

#### ▶ SDSU HONORS

**Antwan Applewhite**  
 -2006 Bronko Nagurski Trophy Watch List (top defensive player)  
 - 2006 Ted Hendricks Award Watch List (top defensive end)  
 - 2006 Pre-Season All-Mountain West Conference  
 -Preseason First Team All-Conference  
 (Collegefootballnews.com)

**Jonathan Bailes**  
 -Preseason Second Team All-Conference  
 (Collegefootballnews.com)

**Ray Bass**  
 -MWC Defensive Player of the Week (11/13)

**Lynell Hamilton**  
 -2006 Maxwell Award Watch List (college player of the year)  
 -Preseason First Team All-Conference  
 (Collegefootballnews.com)

**Michael Hughes**  
 -2006 Second Team Preseason All-American (Phil Steele's College Football Preview)  
 -Preseason Second Team All-Conference  
 (Collegefootballnews.com)  
 -2006 Ray Guy Award Watch List (top punter)

**Patrick Justman**  
 -2006 Draddy Trophy Semifinalist (academics)  
 -National Football Foundation's 2006 National Scholar-Athlete Awards candidate  
 -ESPN The Magazine Academic All-District VIII

**Joe Martin**  
 -Preseason All-Conference (*The Sporting News*)  
 -MWC Defensive Player of the Week (10/23)

**Trell Maze**  
 -Preseason First Team All-Conference  
 (Collegefootballnews.com)

**Garrett Palmer**  
 -MWC Special Teams Player of the Week (10/23)

**Chaz Schilens**  
 -Preseason Second Team All-Conference  
 (Collegefootballnews.com)

## ► AZTEC DEFENSE IN THE RECORD BOOKS

### SDSU Career Pass Break-Ups

Name	PBUs
1. Eric Lewis	37
2. Ricky Sharpe	34
Mario Mitchell	34
4. Donny Baker	31
5. Jeff Shoate	29
Marlon Andrews	29
Mike Fox	29
8. Ricky Parker	26
Gary Taylor	26
10. Clarence Nunn	25

### SDSU Career Fumble Recoveries

Name	FR
1. Kirk Morrison	10
2. Kevin Mitchell	7
3. Lou Foster	6
Thomas Carter	6
5. Lyndon Earley	5
Brad Hicks	5
Steve Lauter	5
Rick Carusa	5
Bob Epps	5
10. Antwan Applewhite	4
Nine others tied with	4

## ► AZTEC CAPTAINS

### Season Captains

-Offense: Lynell Hamilton, Jr., RB;  
Kevin O'Connell, Jr., QB  
-Defense: Reggie Grigsby, Sr., S;  
Joe Martin, Sr., LB

### Special Teams Game Captains

-vs. UTEP: Garrett Palmer, Jr., K  
-at Wisconsin: None  
-vs. Utah: Brett Sturm, Sr., S  
-vs. Air Force: Freddy Dunkle, Jr., LB  
-vs. Cal Poly: None  
-at Wyoming: Nick Sandford, Fr.-RS, S  
-vs. UNLV: None  
-at TCU: None

► SDSU did not have a turnover in the win over Air Force, the first time the Aztecs turned the trick since the 2005 victory at Utah ... SDSU has not had a turnover in each of its last two home contests with Air Force ... The Aztecs are now 25-14-2 since 1986 when owning exactly a +1 turnover margin and are 67-26-2 since 1986 when possessing a positive turnover margin.

► A total of 10 Aztecs have started their first career games on the offensive side of the ball so far this season ... Nine offensive players have seen their first career action in 2006.

► Lynell Hamilton (2,051) and Brandon Bornes (1,112) both reached career rushing milestones in 2006 ... SDSU has put together a trio of 15-play scoring drives this season with one lasting 5:35 (UNLV), and the others going for 7:33 (Utah) and 8:31 (SJSU) ... Of SDSU's 114 possessions in 2006, only four have started in its opponent's territory.

## Defensive Notes

► The Aztecs remain first in the MWC in red zone defense, as opponents have scored on just 29 of their 46 trips. The Aztec defense has forced five fumbles, logged two INTs and caused an opponent to turn the ball over on downs twice (also seven missed FGs, end of game at Wisconsin).

► The SDSU defense has given up only 184 points (18.4/g) when opponents start their scoring drive on their own side of the field ... Aztec opponents have started a drive in SDSU territory 23 times thus far in 2006.

► SDSU has held an opponent scoreless in the first half of a game three times (vs. UNLV, Air Force and at Wisconsin)... Prior to this season, the last time the Aztecs did not allow an opponent to score in the first half was 2004 vs. Idaho St. ... Opponents have failed to score in the first quarter three times in 2006.

► Four Aztec opponents in 2006 have had less than 100 yards passing, including Wisconsin (85 yards), Air Force (47 yards), Cal Poly (80 yards) and Wyoming (97 yards) ... The Falcons' 47 yards passing are the fewest by an SDSU opponent since North Carolina threw for only 33 yards in the 1998 Las Vegas Bowl ... The 47 yards are the fewest in the regular season game since the Falcons had 46 in 1993.

► SDSU had four interceptions against UTEP, the team's most in a single game since 2002, when the Aztecs had four against Colorado State on Nov. 16. Donny Baker had two of the team's four INTs, marking the first time an SDSU player has had two picks in one outing since 2004.

► SDSU limited UTEP to just 30 yards rushing, the fewest the Aztecs have allowed in a game since 2001, when Eastern Illinois had just 27 yards on the ground in a 40-7 SDSU victory ... Since 2003, SDSU has held its opponent to under 100 yards rushing in a game 11 times.

► Tackle Ornan Nwansi, cornerback Aaron Moore and safety Ray Bass have made their first career starts on the defensive side of the ball thus far in 2006.

## Special Teams Notes

► The Aztecs bring back three of its starters on special teams in punter Michael Hughes, place-kicker Garrett Palmer and long snapper Tyler Schmitt. All three are juniors and enter their third seasons as starters.

► Hughes was a second team all-Mountain West Conference selection and an honorable mention All-American by *College Football News* in 2005. He tied for eighth nationally and was second in the conference in punting with a 44.8 average, despite playing most of his games at sea-level. The Moreno Valley, Calif., native improved his punting average by almost seven yards from 2004, and booted 15 balls for 50 or more yards. Hughes also dropped 19 of his 67 punts inside the 20-yard line, a year ago.

► Palmer, a MWC honorable mention pick, converted on all but two of his 17 field-goal opportunities in 2005. He was perfect from 29 yards or less and missed just one from 40 or more yards out. For his career, Palmer is 31-for-46 and has been named the conference player of the week on two occasions.

► With Schmitt at long snapper, the Aztecs did not have a blocked punt or field goal in 2005 or 2006.

## Image is Everything

San Diego State is sporting new "throwback" style uniforms this season. As part of its five-year deal with Nike, the Aztecs are sporting unis reminiscent of the late 1980s and early 1990s that were worn during the Marshall Faulk era.

The Aztecs will wear black jerseys at home and white jerseys on the road with white, red and black piping around the neck and both shoulders. San Diego State is printed above the numbers on front of the jerseys and the players names are on back. The Aztecs will wear black pants, both home and away, with red, white and black trim down both sides.

The helmet is complete new this season. The Aztec lid is painted with eight coats of "candy scarlet" red. The "Aztecs" word mark (which includes the A shield logo) is arched on both sides of the helmet.

This season, the Aztecs have added the Prisoner of War emblem to the back of the helmet to pay tribute to the military community in Southern California.

## A Quartet Of Captains

San Diego State senior safety Reggie Grigsby, junior running back Lynell Hamilton, senior linebacker Joe Martin and junior quarterback Kevin O'Connell were named captains for the Aztec football team for the 2006 season. The four players were elected by their teammates and were introduced by SDSU head coach Chuck Long before the annual Family Day scrimmage at Qualcomm Stadium on Aug. 19.

► **CHUCK LONG FILE**

**Birthdate**  
February 18, 1963

**Hometown**  
Wheaton, Ill.

**High School**  
Wheaton North

**Alma Mater**  
Iowa

**Family**  
Wife, Lisa, and children, Lindsay, Samantha, Nathan, Zachary and Maddy

**Playing Career**

1981-85  
Iowa

1986-89, 1991-94  
Detroit Lions

1990  
Los Angeles Rams

**Coaching Career**

2006  
San Diego State  
*Head Coach*

1999-2005  
Oklahoma  
*Offensive Coordinator/Quarterbacks (2002-05)*  
*Quarterbacks/Passing Game Coordinator (1999-2001)*

1995-99  
Iowa  
*Quarterbacks/Special Teams (1998-99)*  
*Defensive Backs/Special Teams (1995-97)*

*"(Long) will be a great head coach. He has experience coaching on both sides of the ball. He has always been a great leader and a winner. San Diego State made an absolute great choice."  
- Hall of Fame coach Hayden Fry*

# Chuck Long

**Coaching Experience**

- Hired as the 16th head football coach in San Diego State history on December 17, 2005.
- Has a national championship ring, five top-six finishes in the national polls and nine appearances in bowl games as products of an impressive 11 seasons as a collegiate assistant coach.
- Worked on the staffs of College Football Hall of Fame member Hayden Fry and national coach of the year Kirk Ferentz at Iowa, as well as two-time national coach of the year Bob Stoops at Oklahoma.
- Spent the last six seasons at Oklahoma, with the last four as the offensive coordinator and quarterbacks coach. Was an integral part of the Sooners' success, helping guide Oklahoma to a 67-11 record since 2000 and berths in six consecutive bowl games.
- Since he arrived in Norman in December of 1999, the Sooners won a national title (2000), three Big 12 championships (2000, 2002, 2004) and four Big 12 South Division titles (2000, 2002, 2003, 2004).
- Coached three Oklahoma players who finished in the top three of the Heisman balloting, including 2003 Heisman recipient quarterback Jason White.
- At Oklahoma, had eight offensive players who earned All-America accolades and 17 players who earned first-team all-conference honors.
- As a member of the Sooner staff, his players won a Heisman Trophy, Maxwell Memorial Award (college player of the year), Walter Camp Trophy (college player of the year), two Davey O'Brien Awards (outstanding quarterback), Outland Trophy (outstanding interior lineman), Uinitas Award (outstanding senior quarterback), two *Associated Press* Player of the Year awards, two *The Sporting News* Player of the Year honors and a *CBS* Player of the Year accolade.
- A 2004 finalist for the Broyles Award for the nation's top assistant coach. Oklahoma completed an undefeated regular season and played for the national championship.
- The 2004 Oklahoma offense produced the first player tandem in NCAA history to post 35 touchdowns passing and 1,800 yards rushing (Jason White and Adrian Peterson).
- As Oklahoma's offensive coordinator, the Sooners set a Big 12 Conference record by averaging 51.5 points per game and ranked third nationally in scoring offense in 2003.
- Coaching career began at his alma mater, when he was hired by his former college coach Hayden Fry as a secondary and special teams coach in 1995.
- Iowa led the nation in interceptions returned for touchdowns (four) in 1995, while the 1997 squad led the Big Ten in interceptions (22).

**Playing Experience**

- A four-year starter and consensus All-America quarterback at the University of Iowa from 1981-85.
- Guided Iowa to bowl games in each of his seasons as a starter, including a Rose Bowl berth in 1986.
- He played in five bowl games while at Iowa.
- Led the Hawkeyes to the 1985 Big Ten championship and was a member of the 1981 conference-winning squad.
- Became the first player in Big Ten history to surpass 10,000 yards passing and still holds Hawkeye career records for passing yards (10,461), touchdowns (74) and completion percentage (65.0).
- As a senior in 1985, led Iowa to a No. 1 national ranking and in so doing, earned the Maxwell and Davey O'Brien Awards. Was the Big Ten Male Athlete and football player of the year.
- Runner-up to Auburn's Bo Jackson for the Heisman Trophy in the closest finish in the history of the award in 1985.

**Head Coach • First Season • Iowa, 1985**



► **LONG TIDBITS**

Long was beaten out as the quarterback on his seventh and eighth grade teams. He played at wide receiver during that time.

Did not play varsity quarterback until the 11th grade (played jv prior to that).

In high school, he played as an option quarterback and averaged just five pass attempts a game.

Did not get his first recruiting call until December of his senior year. The first person to call him? Iowa assistant coach Bill Snyder.

He was offered three football scholarships: Northwestern, Northern Illinois and Iowa.

He thought he was going to get drafted by the San Diego Chargers with the 13th overall pick. Detroit, which held the 12th pick, selected him instead.

## CHUCK LONG'S ASSISTANT COACHING LEDGER

Season	School	Position	Head Coach	Record	Bowl	F. Rk.
1995	Iowa	Secondary/Special Teams	Hayden Fry	8-4 (.667)	Sun	23/22
1996	Iowa	Secondary/Special Teams	Hayden Fry	9-3 (.750)	Alamo	18/18
1997	Iowa	Secondary/Special Teams	Hayden Fry	7-5 (.583)	Sun	
1998	Iowa	Quarterbacks/Special Teams	Hayden Fry	3-8 (.273)		
1999	Iowa	Quarterbacks/Special Teams	Kirk Ferentz	1-10 (.091)		
1999	Oklahoma	QBs/Passing Game Coordinator	Bob Stoops	0-1 (.000)	Independence	
2000	Oklahoma	QBs/Passing Game Coordinator	Bob Stoops	13-0 (1.000)	Orange	1/1
2001	Oklahoma	QBs/Passing Game Coordinator	Bob Stoops	11-2 (.846)	Cotton	6/6
2002	Oklahoma	Offensive Coordinator/QBs	Bob Stoops	12-2 (.857)	Rose	5/5
2003	Oklahoma	Offensive Coordinator/QBs	Bob Stoops	12-2 (.857)	Sugar	3/3
2004	Oklahoma	Offensive Coordinator/QBs	Bob Stoops	12-1 (.923)	Orange	3/3
2005	Oklahoma	Offensive Coordinator/QBs	Bob Stoops	7-4 (.636)*	Holiday	22/22
<b>Totals</b>				<b>95-42 (.693)</b>		

*Nine Bowl Games - Seven Top 25, Five Top-Six Finishes - Member of 2000 National Championship Staff*

*Final Rankings = Associated Press/Coaches Poll*

*\*Does not include Oklahoma's Holiday Bowl victory*

2006 San Diego State Football Game Recaps

**GAME 1** *Aug. 31 ♦ Qualcomm Stadium (34,723)*  
**vs. UTEP**

SAN DIEGO - San Diego State scored 21 consecutive points during a 7:42 stretch in the second half, but the dramatic rally fell just short, as the Aztecs dropped their season opener to UTEP, 34-27.

SDSU trailed 27-3 midway through the third quarter, but struck for three rushing touchdowns to pull to within 27-24 with 10:44 remaining in the game. The Aztecs got the ball back, but turned the ball over on an interception that led to a Miner touchdown. San Diego State later added a field goal with 1:59 to play to cut the deficit to 34-27, but was unable to recover the ensuing outside kickoff.

San Diego State had dramatic advantages in several statistical categories, including first downs (22-12), rushing yards (109-30), passing yards (275-213), total offense (384-243), time of possession (37:32-22:28) and held a +1 turnover margin. Nonetheless, the Aztecs were unable to overcome a 10-yard disadvantage in average field position.

Despite the loss, several Aztecs had outstanding debuts to the season. Sophomore quarterback Darren Mougey entered the game in the third quarter following an injury to starter Kevin O'Connell and sparked the Aztec rally. He ended the game 12-for-16 for 178 yards through the air and added a game-high 41 yards rushing and two touchdowns on 13 carries. Junior running back Lynell Hamilton carried 20 times for a tough 40 yards. Despite being contained most of the night, Hamilton rushed for 23 yards in the fourth quarter and posted career highs with six catches for 64 yards.

Defensively, the Aztecs limited the Miners to 243 yards, while enticing quarterback Jordan Palmer into four interceptions. The Miners scored 21 of their points on drives that totaled 77 yards (36, 41 and 0). The defense, meanwhile, held UTEP to just 12 first downs and 30 yards rushing on the night. Senior defensive back Donny Baker intercepted two passes and was credited with two break ups. Sophomore linebacker Andrew Schantz and senior captain Joe Martin were credited with six tackles apiece.

	1	2	3	4	Total
UTEP	0	14	13	7	- 43
San Diego State	3	0	7	17	- 27

- SD - Palmer 46-yd FG - 10 plays, 52 yards, 4:46 (6:33, 1st)
- UTEP - Hunt 13-yd pass from Palmer (Schneider kick) - 4 plays, 71 yards, 1:11 (11:50, 2nd)
- UTEP - Thomas 5-yd run (Schneider kick) - 3 plays, 36 yards, 1:13 (7:50, 2nd)
- UTEP - Higgins 11-yd pass from Palmer (kick failed) - 9 plays, 41 yards, 2:35 (10:01, 3rd)
- UTEP - Auelua fumble recovery in end zone (Schneider kick) - (8:29, 3rd).
- SD - Mougey 1-yd run (Palmer kick) - 13 plays, 80 yards, 5:03 (3:26, 3rd).
- SD - Mougey 14-yd run (Palmer kick) - 5 plays, 62 yards, 2:15 (14:56, 4th).
- SD - Hamilton 1-yd run (Palmer kick) - 6 plays, 26 yards, 2:56 (10:44, 4th).
- UTEP - Sears 7-yd pass from Palmer (kick failed) - 5 plays, 28 yards, 2:48 (4:38, 4th)
- SD - Palmer 35-yd FG - 8 plays, 65 yards, 2:39 (1:59, 4th)

**INDIVIDUAL STATS**

**Rushing (Atts.-Yards-TDs):** SDSU: Mougey 13-41-2; Hamilton 20-40-1; O'Connell 9-25; Campbell 1-4; Henderson 1-0; Bornes 1-(-3). UTEP: Thomas 17-24-1; Sam 1-7; Palmer 1-(-1).  
**Passing (Att.-Comp.-Int., Yards, TDs):** SDSU: Mougey 16-12-1, 178, 0; O'Connell 14-12-1, 97, 0. UTEP: Palmer 29-20-4, 213, 3.  
**Receiving (No.-Yards-TDs):** SDSU: Schilens 6-67; Hamilton 6-64; Swain 5-64; Spinks 3-40; Wesley 2-5; Kawaulok 1-23; Amaral 1-12. UTEP: Higgins 7-90-1; Thomas 4-17; Robinson 2-42; West 2-29; Hunt 2-18-1; Sears 2-13-1; Sutton 1-4.

TEAM STATS	UTEP	SDSU
First Downs	12	22
Rushes-Yards	19-30	46-109
Passing Yards	213	275
C-A-I	20-29-4	24-30-2
Total Offense	243	384
Fumbles-Lost	1-0	4-1
Penalties-Yards	0-0	5-39
Possession Time	22:28	37:32
Turnovers	4	3
Average Field Pos.	40	30

**GAME 2** *Sept. 16 ♦ Camp Randall Stadium (81,090)*  
**at Wisconsin**

MADISON, Wis. - Wisconsin running back P.J. Hill rumbled 53 yards for a touchdown mid-way through the third quarter to notch the game's first score, as the Badgers went on to defeat the visiting San Diego State Aztecs, 14-0, in front of 81,090 fans at Camp Randall Stadium.

SDSU, traveling to Big Ten Country for the fourth consecutive season, showed that it could once again hang with a school in one of the nation's top conferences, but after an impressive showing, came up short in the win column.

Defense was the story of the day on both sides of the ball. The offenses struggled to combine for just 224 yards of total offense in the first half.

The Aztecs advanced into Badger territory on their first two possessions, putting together a 10-play drive and a seven-play effort, which was extended by a successful fake punt. SDSU, however, failed to get past the Wisconsin 37-yard line.

The Badgers' offense, meanwhile, did not cross midfield until the second quarter with the help of a 32-yard run by Hill. Wisconsin had a first down at the SDSU 14-yard line, but the Aztec defense held firm on fourth and three from the seven-yard line, stuffing Hill at the line of scrimmage for a gain of just one.

Neither side entered the locker room with any points, the first time Wisconsin had been shutout in the first half since 1995.

The game continued on its defensive slant into the third quarter when SDSU pushed back another Wisconsin scoring opportunity in the red-zone. On a first down from the 13-yard line, Aztec senior Jonathan Bailes hit a scrambling Badger quarterback John Stocco from behind, causing him to fumble the ball, which was recovered by SDSU's Ornan Nwansi.

The Badgers finally broke the stalemate with the help of a 15-yard SDSU personal foul penalty on their next possession, as Hill broke a number of tackles and ran 53 yards on the first play to put his team up, 7-0.

Wisconsin tacked on another TD on a six-yard pass from Stocco to Paul Hubbard in the fourth quarter to escape with the 14-0 victory.

SDSU's best scoring opportunity of the second half came following a missed 55-yard Wisconsin field goal, but an incomplete pass and a sack on third down, stopped the Aztec drive at the Badger 37-yard line.

San Diego State's defense, despite giving up the two second-half scores, limited Wisconsin to just 85 yards through the air, 0-for-3 on fourth down and 1-for-4 in the red-zone. Linebacker Russell Allen recorded a team-best nine tackles, while Bailes had six stops, including two behind the line of scrimmage, and the forced fumble.

Aztec quarterback Darren Mougey was limited to just 102 yards through the air in his first career start, while running back Lynell Hamilton had only 19 yards on 11 carries.

	1	2	3	4	Total
San Diego St.	0	0	0	0	- 0
Wisconsin	0	0	7	7	- 14

- WIS - Hill 53-yd run (Melhaff kick) - 1 play, 53 yards, 0:22 (6:49, 3rd)
- WIS - Hubbard 6-yd pass from Stocco (Melhaff kick) - 7 plays, 72 yards, 3:59 (7:06, 4th)

**INDIVIDUAL STATS**

**Rushing (Atts.-Yards-TDs):** SDSU: Hamilton 11-19; Sturm 1-12; Bornes 1-3; Swain 1-0; Team 1-(-9); Mougey 11-(-12). UW: Hill 26-184-1; Rowan 6-79; Smith 7-21; Anderson 2-9; Team 1-(-1); Stocco 3-(-5).  
**Passing (Att.-Comp.-Int., Yards, TDs):** SDSU: Mougey 27-15-0, 102; UW: Stocco 23-12-0, 85, 1.  
**Receiving (No.-Yards-TDs):** SDSU: Hamilton 6-26; Swain 5-33; Schilens 2-28; Spinks 2-15. UW: Hubbard 3-18-1; Hill 3-8; Rentmeester 2-14; Swan 2-13; Beckum 1-21; Crooks 1-11.

TEAM STATS	SDSU	UW
First Downs	7	14
Rushes-Yards	26-13	45-287
Passing Yards	102	85
C-A-I	15-27-0	12-23-0
Total Offense	115	372
Fumbles-Lost	2-1	2-1
Penalties-Yards	3-26	4-45
Possession Time	25:31	34:29
Turnovers	1	1
Average Field Pos.	27	34

2006 San Diego State Football Game Recaps

**GAME 3** Sept. 23 ♦ Qualcomm Stadium (53,794)  
vs. Utah

**SAN DIEGO** - In front of the fourth-largest regular season crowd in school history, the San Diego State offense failed to find a spark for a second straight week, as the Aztecs managed just seven points in falling to Utah, 38-7, in both teams Mountain West Conference openers.

The Utes converted three of the Aztecs five turnovers into 17 points, including a pair of 30-yard interception returns for touchdowns. Utah scored 31 unanswered points to avenge last season's 28-19 loss to SDSU in Salt Lake City.

The game started out with both offenses appearing to hit on all cylinders. After Utah scored a touchdown on its first possession, San Diego State responded right back as quarterback Darren Mougey, making his second career start, engineered a 15-play, 74-yard scoring drive, capped by an 18-yard touchdown pass from Mougey to a diving Brett Swain in the back of the end zone.

After both sides traded punts, the Utes reclaimed the lead on a two-yard touchdown run by Eric Weddle at the 11:44 mark of the second quarter. Weddle would get into the endzone on the very next play from scrimmage, as he logged the first of his three interceptions on the night by picking off a Mougey pass and returning it 30 yards for the score and a 14-point Utah advantage at 21-7.

While Utah didn't add to its lead until the 1:24 mark of the third quarter, the SDSU offense was unable to get anything going, advancing into Ute territory on just three occasions in the second half with the final one in the last 2:26 of the game. Three of the Aztecs' final four possessions of the game ended in interceptions and the fourth was stopped on downs.

SDSU did manage a season-best 204 yards on the ground, including a career-high 98 yards by redshirt freshman Atiyah Henderson. Junior running back Lynnell Hamilton became the 10th Aztec in school history to run for 2,000 yards in his career, carrying 16 times for 53 yards versus the Utes.

Defensively, senior safety Brett Sturm led the team in tackles with eight, while cornerback Terrell Maze logged his first interception of the year in the fourth quarter.

	1	2	3	4	Total
Utah	7	14	7	10	- 38
San Diego State	7	0	0	0	- 7

- UT - Poston 1-yd run (Sakoda kick) - 11 plays, 77 yards, 4:17 (10:43, 1st)
- SD - Swain 18-yd pass from Mougey (Palmer kick) - 15 plays, 74 yards, 7:33 (3:10, 1st)
- UT - Weddle 2-yd run (Sakoda kick) - 11 plays, 76 yards, 3:31 (11:44, 2nd)
- UT - Weddle 30-yd interception return (Sakoda kick) - (11:12, 2nd)
- UT - Poston 18-yd pass from Ratliff (Sakoda kick) - 6 plays, 60 yards, 1:53 (1:24, 3rd)
- UT - Sakoda 23-yd field goal - 10 plays, 25 yards, 4:40 (8:53, 4th)
- UT - Weddle 30-yd interception return (Sakoda kick) - (7:39, 4th)

**INDIVIDUAL STATS**

**Rushing (Atts.-Yards-TDs):** SDSU: Henderson 12-98; Hamilton 16-53; Mougey 11-50; Bornes 4-10; Craft 1-1; Campbell 1-(-8). UT: Poston 13-53-1; Mack 14-46; Ratliff 6-45; Casteel 3-26; Wilson 1-13; Weddle 3-11-1; Grady 1-(-2).

**Passing (Att.-Comp.-Int., Yards, TDs):** SDSU: Mougey 19-9-4, 83, 1; Craft 1-0-1, 0. UT: Ratliff 26-12-0, 157, 1; Grady 2-1-1, 10.

**Receiving (No.-Yards-TDs):** SDSU: Swain 4-28-1; Hamilton 3-12; Schilens 1-26; Spinks 1-17. UT: Richards 4-46; Casteel 3-50; Wilson 2-31; Poston 1-18-1; Sims 1-10; Hernandez 1-6; Mack 1-6.

TEAM STATS	UTAH	SDSU
First Downs	23	15
Rushes-Yards	41-192	45-204
Passing Yards	167	83
C-A-I	13-28-1	9-20-5
Total Offense	359	287
Fumbles-Lost	1-1	1-0
Penalties-Yards	4-40	8-49
Possession Time	27:54	32:06
Turnovers	1	5
Average Field Pos.	37	22

**GAME 4** Sept. 30 ♦ Spartan Stadium (14,361)  
at San Jose State

**SAN JOSE** - Injuries, penalties and three turnovers hampered San Diego State's efforts to earn its first victory of the 2006 season, as the Aztecs fell to host San Jose State in a non-conference contest, 31-10, at Spartan Stadium.

SDSU turned the ball over on two of its first three possessions with one leading to the game's first score, a 47-yard touchdown pass off an option play. San Jose State, aided by a pair of Aztec personal foul penalties, added to its lead with another touchdown on its next drive to go up 14-0.

The SDSU offense, which had been limited to just seven points in the last two contests, finally emerged in the second quarter. The Aztecs got on the board with a 30-yard Garrett Palmer field goal, capping a 15-play, 52-yard drive that lasted 8:31.

The defense got the ball back on the Spartans' first play after the kickoff, as safety Reggie Grigsby stripped wide receiver John Broussard of the ball, which was recovered by Terrell Maze at the SJSU 27-yard line. Eight plays later, Aztec sophomore Tyler Campbell found the end zone for the first time in his career on a one-yard run to draw the visitors to within four, 14-10, entering halftime.

After San Jose State missed a 32-yard field goal on its opening drive of the second half, San Diego State's hopes for a comeback took a severe blow as starting quarterback Darren Mougey was forced to leave the game with a shoulder injury at the 8:57 mark of the third quarter.

Redshirt freshman Kevin Craft, making just his second career appearance, was unable to lead an Aztec rally. SDSU managed four first downs and advanced into Spartan territory just once in the final two quarters. San Jose State, meanwhile, tacked on a pair of touchdowns, including one following a failed fake punt, and a field goal to secure its first victory in the series in the last eight tries, 31-10.

Defensively, senior Joe Martin became the first Aztec to record double-figures in tackles in 2006, tallying 11. Junior defensive end Nick Osborn recovered a fumble for the second consecutive game, while logging the team's second sack of the year.

	1	2	3	4	Total
San Diego State	0	10	0	0	- 10
San Jose State	7	7	14	3	- 31

- SJ - Broussard 47-yd pass from J. Jones (Strubeck kick) - 1 play, 62 yards, 0:35 (5:54, 1st)
- SJ - Perry 1-yd run (Strubeck kick) - 9 plays, 64 yards, 3:47 (14:25, 2nd)
- SD - Palmer 30-yd FG - 15 plays, 52 yards, 8:31 (5:54, 2nd)
- SD - Campbell 1-yd run - 8 plays, 27 yards, 3:20 (1:54, 2nd)
- SJ - Broussard 68-yd pass from Tafrales (Strubeck kick) - 4 plays, 85 yards, 1:55 (4:42, 3rd)
- SJ - Coleman 12-yd pass from Tafrales (Strubeck kick) - 4 plays, 31 yards, 1:48 (0:06, 3rd)
- SJ - Strubeck 34-yd FG - 13 plays, 58 yards, 6:19 (7:00, 4th)

**INDIVIDUAL STATS**

**Rushing (Atts.-Yards-TDs):** SDSU: Henderson 24-98; Bornes 8-35; Craft 2-10; Sturm 1-6; Mougey 1-6; Wesley 1-5; Campbell 2-3-1. SJSU: Perry 12-60-1; Y. Davis 7-27; Eden 2-15; Tafrales 5-14; James T. Callier 3-12; Island 6-9; J. Jones 1-(-1).

**Passing (Att.-Comp.-Int., Yards, TDs):** SDSU: Mougey 9-7-1, 69, 0; Craft 7-3-1, 7, 0. SJSU: Tafrales 21-17-0, 234, 2; Eden 1-1-0, 1, 0; J. Jones 1-1-0, 47, 1.

**Receiving (No.-Yards-TDs):** SDSU: Swain 4-42; Spinks 4-23; Henderson 1-6; Schilens 1-5. SJSU: Broussard 5-167-2; Coleman 5-47-1; J. Jones 5-47; Clark 1-21; Y. Davis 1-21; Hooper 1-4; Lauderdale 1-1.

TEAM STATS	SDSU	SJSU
First Downs	10	20
Rushes-Yards	39-163	36-136
Passing Yards	76	282
C-A-I	10-16-2	19-23-0
Total Offense	239	418
Fumbles-Lost	2-1	2-2
Penalties-Yards	11-103	5-45
Possession Time	29:45	30:15
Turnovers	3	2
Average Field Pos.	28	33

2006 San Diego State Football Game Recaps

**GAME 5** Oct. 7 ♦ LaVell Edwards Stadium (60,804)  
at **BYU**

**PROVO, Utah** - Starting its third quarterback in its fifth game of the season, San Diego State was unable to answer Brigham Young's 40-point first-half outburst, as the Cougars avenged last year's loss to the Aztecs, 47-17.

SDSU began the game looking to surprise the host with an onside kick. Aztec junior Chaz Schilens appeared to recover the ball, but was flagged for interference, allowing BYU to start the game at the SDSU 43-yard line, one of four Cougar drives to begin in Aztec territory.

Brigham Young took advantage of the good field position, scoring five plays later to go up 7-0. San Diego State, however, answered right back, on a 48-yard Garrett Palmer field goal.

On the other side of the ball, the Aztec defense was unable to stop the league's most potent offense. BYU reached the end zone on five of its final six possessions of the first half, scoring three via the air, one on the ground and one on a 38-yard interception return to take a 40-3 lead into the locker room.

Despite the deficit, the Aztecs began the second half determined to make a dent in the Cougar lead. Starting at its own 20-yard line, SDSU took just six plays with the help of a 23-yard run by Atiyah Henderson and a 41-yard Schilens reception, to score on a one-yard Brandon Bornes touchdown.

While BYU quickly recorded its lone TD of the second half, the Aztecs came back again. Brett Swain caught a pair of 15-yard passes and SDSU used two Cougar penalties to get a first down and goal at the one-yard line, which sophomore Tyler Campbell promptly put into the endzone to close out scoring.

The SDSU offense, under the direction of first-time starter redshirt freshman Kevin Craft, racked up 357 yards of total offense, the team's most this season since its opener with UTEP. Henderson, meanwhile, reached the 90-yard mark in rushing for the third straight outing, while Bornes reached the career 1,000-yard mark with nine carries for 31 yards.

Defensively, SDSU forced a fumble in the red zone for the fourth straight outing when safety Ray Bass stripped BYU's Manase Tonga at the four-yard line in the second half. Another Aztec safety, senior Brett Sturm, recorded a career-best and team game-high nine tackles in the losing effort.

	1	2	3	4	Total
San Diego State	3	0	14	0	- 17
Brigham Young	20	20	7	0	- 47

- BY - Vakapuna 14-yd run (McLaughlin kick) - 5 plays, 43 yards, 1:35 (13:19, 1st)
- SD - Palmer 48-yd FG - 7 plays, 41 yards, 3:07 (10:12, 1st)
- BY - Collie 29-yd pass from Beck (McLaughlin kick) - 7 plays, 81 yards, 3:06 (6:47, 1st)
- BY - Brown 4-yd run (McLaughlin kick blocked) - 6 plays, 55 yards, 2:03 (2:38, 1st)
- BY - Harline 8-yd run (McLaughlin kick failed) - 2 plays, 46 yards, 0:50 (10:06, 2nd)
- BY - Gabriel 38-yd interception return (McLaughlin kick) - (8:13, 2nd)
- BY - Brown 4-yd pass from Beck (McLaughlin kick) - 7 plays, 80 yards, 2:17 (3:03, 2nd)
- SD - Bornes 1-yd run (Palmer kick) - 6 plays, 80 yards, 2:35 (12:20, 3rd)
- BY - Tonga 18-yd pass from Beck (McLaughlin kick) - 6 plays, 63 yards, 2:26 (9:41, 3rd)
- SD - Campbell 1-yd run - 12 plays, 74 yards, 4:56 (4:35, 3rd)

**INDIVIDUAL STATS**

**Rushing (Atts.-Yards-TDs):** SDSU: Henderson 21-93; Bornes 9-31-1; Wesley 1-14; Craft 5-2; Campbell 2-1-1. **BYU:** Vakapuna 4-56-1; Brown 11-46-1; Tonga 5-23; Hauge 5-18; Hudson 5-12; Beck 1-5; Team 1-(-8).  
**Passing (Att.-Comp.-Int., Yards, TDs):** SDSU: Craft 32-20-1, 216, 0. **BYU:** Beck 21-16-0, 267, 4.  
**Receiving (No.-Yards-TDs):** SDSU: Porter 8-70; Schilens 4-77; Swain 4-41; Bornes 2-18; Henderson 2-10. **BYU:** Brown 4-33-1; Collie 3-79-1; Jacobson 3-60; Tonga 2-32-1; Meikle 1-38; Reed 1-13; Harline 1-8-1; Hague 1-4.

TEAM STATS	SDSU	BYU
First Downs	21	23
Rushes-Yards	38-141	32-152
Passing Yards	216	267
C-A-I	20-32-1	16-21-0
Total Offense	357	419
Fumbles-Lost	2-1	2-1
Penalties-Yards	10-110	5-17
Possession Time	38:55	21:05
Turnovers	2	1

**GAME 6** Oct. 21 ♦ Qualcomm Stadium (26,871)  
vs. **Air Force**

**SAN DIEGO** - San Diego State gave head coach Chuck Long his first career victory in dramatic fashion, as Garrett Palmer nailed a 30-yard field goal with two seconds remaining to lift the Aztecs to a 19-12 upset of conference-leading Air Force.

With SDSU ahead 10-9, the Falcons took their only lead at the 3:06 mark of the fourth quarter on a field goal. The Aztecs, however, rallied by driving 58 yards on 11 plays, highlighted by a 19-yard run by Atiyah Henderson on a third down and eight, to set up the winning kick.

Following a timeout by each squad, Palmer left no doubt, sending the ball straight through the uprights to put SDSU ahead for good, 13-12. The Aztecs would tack on a touchdown on the ensuing kickoff, as Marc Hull recovered a fumble and returned it two yards after a failed Air Force lateral attempt to provide the final 19-12 score.

The Falcons were poised to get on the board early, but missed a 49-yard field goal on their first possession and saw another drive end deep in Aztec territory on a Brett Sturm interception at his own seven-yard line.

The lone score of the first half came on a 35-yard Palmer field goal which gave the host a 3-0 lead heading into the locker room.

Air Force tied the game early in the third quarter with a 24-yard Zach Sasser field goal, but the Aztecs answered quickly when quarterback Kevin Craft found Chaz Schilens streaking down the middle of the field for a 49-yard touchdown, SDSU's longest play from scrimmage in 2006.

The Falcons appeared ready to knot the game at 10 early in the fourth quarter, but after a nine-yard touchdown run by Jacob Kendrick, Sasser missed the extra point attempt, as SDSU maintained the slight 10-9 advantage.

Sasser would later amend himself with a 38-yard field goal, but Palmer matched his effort on the other side of the field with the game-winner.

Henderson had a career-best 142 yards on 25 carries, becoming the 68th player in SDSU history to record a 100-yard rushing game and the first this season. Craft got his first win in his second career start by completing 12 of his 19 passes for 133 yards, while the Aztecs did not commit a turnover for the first time in 2006.

The San Diego State defense was outstanding, limiting the Falcons to a season-low 12 points. Three Aztecs finished in double-figures in tackles, including senior linebacker Joe Martin (16 tackles, 1 sack), sophomore Russell Allen (14 tackles) and senior safety Brett Sturm (13 tackles).

	1	2	3	4	Total
Air Force	0	0	3	9	- 12
San Diego State	0	3	7	9	- 19

- SD - Palmer 35-yd FG - 9 plays, 76 yards, 5:09 (5:34, 2nd)
- AF - Sasser 24-yd FG - 12 plays, 70 yards, 5:11 (9:49, 3rd)
- SD - Schilens 49-yd pass from Craft (Palmer kick) - 6 plays, 76 yards, 2:26 (7:23, 3rd)
- AF - Kendrick 9-yd run (Sasser kick failed) - 9 plays, 60 yards, 2:37 (12:14, 4th)
- AF - Sasser 38-yd FG - 13 plays, 63 yards, 6:01 (3:06, 4th)
- SD - Palmer 30-yd FG - 12 plays, 58 yards, 3:06 (0:02, 4th)
- SD - Hull 2-yd fumble recovery (No kick) - (0:00, 4th)

**INDIVIDUAL STATS**

**Rushing (Atts.-Yards-TDs):** SDSU: Henderson 25-142; Bornes 1-14; Campbell 1-2; Craft 3-(-7). **AF:** Kendrick 19-92-1; Carney 21-76-1; Hall 10-69; Smith 4-26; McCarthy 3-19; Williams 5-13; Handley 2-5; Thompson 1-(-3).  
**Passing (Att.-Comp.-Int., Yards, TDs):** SDSU: Craft 19-12-0, 133, 1. **AF:** Carney 7-4-1, 47, 0.  
**Receiving (No.-Yards-TDs):** SDSU: Swain 4-28; Schilens 2-56-1; Porter 2-15; Henderson 2-2; Kawulok 1-24; Wesley 1-8. **AF:** Handley 2-34; Armstrong 1-9; Thompson 1-4.

TEAM STATS	AF	SDSU
First Downs	23	15
Rushes-Yards	65-297	30-151
Passing Yards	47	133
C-A-I	4-7-1	12-19-0
Total Offense	344	284
Fumbles-Lost	1-1	2-0
Penalties-Yards	6-55	5-36
Possession Time	35:29	24:31
Turnovers	2	0



2006 San Diego State Football Game Recaps

**GAME 7** Oct. 28 ♦ Qualcomm Stadium (20,974)  
vs. Cal Poly

**SAN DIEGO** - After winning its first contest of 2006 on a last-second field goal, San Diego State saw a reversal in its fortunes just a week later, as Cal Poly made two fourth-quarter field goals, including the last one with 1:50 remaining, to upset the host Aztecs on Homecoming, 16-14.

Clinging to a one-point, 14-13 lead, SDSU had the ball at its own 26-yard line following a Mustang punt with 3:28 left in the game. After a false start penalty pushed the team back to the 21, Aztec running back Atiyah Henderson fumbled on the next play, which Cal Poly's Kenny Chicoine recovered at the 23-yard line.

The visitors ran three plays for just three yards, taking 1:12 off the clock and setting up for a field goal try in the middle of the field. Nick Coromelas, who hit on two of his three attempts earlier in the game, made what would turn out to be the game winner, sending a low-flying kick over the cross bar from 37 yards out and the 16-14 advantage.

The Aztecs, however, were able to take the ensuing kickoff and drive into their opponent's territory to set up a final field goal try of their own. Without any timeouts at his disposal, Kevin Craft completed four passes, including three to junior Chaz Schilens, to get SDSU to the Cal Poly 30-yard line with 37 seconds remaining.

Following a Mustang timeout, Aztec junior kicker Garrett Palmer, the hero of the Air Force win, came on the field to attempt a 48-yard field goal. But Palmer's kick ended up hooking wide left, as Cal Poly hung on to claim the win in the two schools' first meeting since 1967.

San Diego State appeared to be in early control of the game, despite allowing Cal Poly to score first on a 23-yard Coromelas field goal. The Aztecs responded to the deficit with two touchdowns passes from Craft to senior Ramal Porter within a span of 2:22 in the first quarter.

Cal Poly got to within four on a 28-yard touchdown strike from Matt Brennan to Ramses Barden in the second quarter and trailed 14-10 heading into the locker room. Following the two touchdown outburst in the first quarter, the Aztecs were shutout the rest of the way, despite advancing into Mustang territory four times prior to the final drive of the game.

Henderson, whose fumble was the first SDSU turnover since the second quarter of the BYU contest, logged his second consecutive 100-yard rushing game, finishing with 140 yards on a career-best 26 carries.

Aztec linebacker Russell Allen and defensive end Antwan Applewhite both tallied 10 tackles to lead the defense, which held an opponent to under 100 yards passing for the third time this season.

	1	2	3	4	Total
Cal Poly	3	7	0	6	- 16
San Diego State	14	0	0	0	- 14

- CP - Coromelas 23-yd FG - 9 plays, 44 yards, 4:05 (6:55, 1st)
- SD - Porter 25-yd pass from Craft (Palmer kick) - 7 plays, 66 yards, 2:55 (4:00, 1st)
- SD - Porter 34-yd pass from Craft (Palmer kick) - 2 plays, 46 yards, 0:35 (1:38, 1st)
- CP - Barden 28-yd pass from Brennan (Coromelas kick) - 6 plays, 81 yards, 1:55 (0:32, 2nd)
- CP - Coromelas 25-yd FG - 12 plays, 55 yards, 5:09 (12:42, 4th)
- CP - Coromelas 37-yd FG - 4 plays, 3 yards, 1:12 (1:50, 4th)

**INDIVIDUAL STATS**

**Rushing (Atts.-Yards-TDs):** SDSU:

Henderson 26-140; Hamilton 4-24; Bornes 1-3; Craft 10(-18). CP: Noble 25-100; Brennan 20-51; Belcher 2-30; Cooper 3-22; Hall 1-1. **Passing (Att.-Comp.-Int., Yards, TDs):** SDSU: Craft 15-10-0, 157, 2. CP: Brennan 13-4-0, 80, 1. **Receiving (No.-Yards-TDs):** SDSU: Schilens 5-69; Porter 2-59-2; Swain 1-15; Bornes 1-9; Wesley 1-5. CP: Barden 3-80-1; Noble 1-0.

TEAM STATS	CP	SDSU
First Downs	15	15
Rushes-Yards	51-204	41-149
Passing Yards	80	157
C-A-I	4-13-0	10-15-0
Total Offense	284	306
Fumbles-Lost	2-1	4-1
Penalties-Yards	3-25	5-40
Possession Time	31:14	28:46
Turnovers	1	1

**GAME 8** Nov. 4 ♦ War Memorial Stadium (14,012)  
at Wyoming

**LARAMIE, Wyo.** - The Wyoming Cowboys scored 24 unanswered points to hand visiting San Diego State a 27-24 loss at War Memorial Stadium.

The Aztecs got on the board early, when quarterback Kevin Craft found wide-out Chaz Schilens on a 60-yard touchdown reception on the game's second play from scrimmage. The two sides traded field goals later in the quarter with Cowboy Jake Scott converting from 32 yards out and Aztec Garrett Palmer hitting a 35-yard field-goal attempt.

San Diego State got its biggest lead of the afternoon at 17-3, when a botched Wyoming punt deep in its own territory led to a fumble, which safety T.J. McKay returned 23 yards for his first career touchdown.

The Cowboys gained the momentum back heading into the locker room, putting together a 14-play, 72-yard drive that resulted in a two-yard Joseph Harris touchdown run with just 33 seconds remaining in the half.

Harris struck again in the third quarter, tying the game with another TD that ended a 14-play, 74-yard Cowboy drive that ate up 7:16 on the clock. The host took its first lead in the fourth quarter when quarterback Karsten Sween found Wade Betschart on a five-yard pass play to put the Cowboys ahead, 24-17.

SDSU's attempt to regain its lead fell short on its next possession, when Craft's pass was tipped and intercepted at the Aztec 33-yard line.

The Cowboys took advantage of the turnover with what would prove to be the game-winner, when Aric Goodman recorded a career-long 52-yard field goal to put his team up, 24-17.

SDSU quarterback Kevin O'Connell, who saw his first action since the season-opener, led the Aztec to a quick score, finding Brett Swain down the right side line for a 66-yard touchdown to close the gap to just three points, 27-24.

Wyoming, however, preserved its come-from-behind victory when it recovered the ensuing on-side kick and then ran out the final 1:42.

Defensively, two Aztecs finished with double-figure tackles, including linebacker Joe Martin (15 tackles) and safety Brett Sturm (13). SDSU punter Michael Hughes logged three punts over 50 yards, including a season-long 64 yarder. His 52.2 yard average on five punts ranks third in Aztec single-game history.

	1	2	3	4	Total
San Diego State	10	7	0	7	- 24
Wyoming	3	7	7	10	- 27

- SD - Schilens 60-yd pass from Craft (Palmer kick) - 2 plays, 62 yards, 1:33 (13:27, 1st)
- UW - Scott 32-yd FG - 8 plays, 37 yards, 1:58 (9:38, 1st)
- SD - Palmer 35-yd FG - 14 plays, 64 yards, 7:09 (2:29, 1st)
- SD - McKay 23-yd fumble recovery (Palmer kick) - (7:27, 2nd)
- UW - Harris 2-yd run (Goodman kick) - 14 plays, 72 yards, 6:54 (0:33, 2nd)
- UW - Harris 1-yd run (Goodman kick) - 14 plays, 74 yards, 7:16 (7:44, 3rd)
- UW - Betschart 5-yd pass from Sween (Goodman kick) - 12 plays, 59 yards, 4:38 (12:30, 4th)
- UW - Goodman 52-yd FG - 6 plays, -1 yard, 3:17 (7:08, 4th)
- SD - Swain 66-yd pass from O'Connell (Palmer kick) - 2 plays, 85 yards, 0:27 (1:42, 4th)

**INDIVIDUAL STATS**

**Rushing (Atts.-Yards-TDs):** SDSU: Henderson 9-30; Hamilton 3-9; Porter 1-7; Bornes 1-4; O'Connell 1(-3); Craft 5(-7). UW: Moore 22-131; Harris 16-84-2; Marsh 3-24; Harrison 3-2; Ford 1-1; Team 2-

(-3); Vinnedge 1(-7); Sween 6(-10). **Passing (Att.-Comp.-Int., Yards, TDs):** SDSU: Craft 15-6-1, 98, 1; O'Connell 6-4-0, 94, 1. UW: Sween 25-15-0, 97, 1.

**Receiving (No.-Yards-TDs):** SDSU: Henderson 3-8; Swain 2-73-1; Schilens 2-67-1; Porter 2-31; Montgomery 1-13. UW: Holden 6-35; Ford 4-34; Betschart 3-16-1; Marsh 2-12.

TEAM STATS	SDSU	WYO
First Downs	10	23
Rushes-Yards	20-40	54-222
Passing Yards	192	97
C-A-I	10-21-1	15-25-0
Total Offense	232	319
Fumbles-Lost	1-0	1-1
Penalties-Yards	11-98	3-30
Possession Time	22:05	37:55
Turnovers	1	1

2006 San Diego State Football Game Recaps

**GAME 9** Nov. 11 ♦ Qualcomm Stadium (21,445)  
vs. UNLV

**SAN DIEGO** - In a game between two squads fighting for their second win of the season, San Diego State, behind a strong defensive effort, defeated the visiting UNLV Rebels, 21-7. The victory avenged the Aztecs' last-second 13-10 loss to the Rebels a year ago in Las Vegas.

The Aztecs jumped to a 7-0 lead in the first quarter when defensive back Ray Bass picked off a Rocky Hinds pass and raced untouched 49 yards for a touchdown 5:15 into the game.

Kevin O'Connell, who replaced Aztec starting quarterback Kevin Craft in the second quarter, scored the game's second TD on a 1-yard keeper on fourth down with 3:45 left in the first half as San Diego State went up 14-0.

The touchdown capped an 80-yard, 15-play drive that featured a booth replay reversal on what was first ruled a fumble by Atiyah Henderson and a pass interference call on UNLV.

The Rebels, meanwhile, drove into SDSU territory on each of their last eight possessions of the game, but came away with only seven points. UNLV place-kicker Sergio Aguyao, whose field goals beat SDSU in 2005, missed five attempts this season. Aguyao missed from 37, 41, 52 and 53 yards and had another kick, a 28-yarder, blocked by SDSU defensive end Antwan Applewhite.

UNLV finally got on the scoreboard on the first play of the fourth quarter when Hinds connected with Aaron Straiten on a 2-yard pass on fourth down.

San Diego State came back and increased its lead to 21-7 when O'Connell, again replacing Craft who started the second half, directed an eight-play, 74-yard drive that was capped by Brandon Bornes' 9-yard touchdown run with 10:56 left in the game.

O'Connell ended the night, completeing all seven attempts of his passes for 68 yards, while Henderson and Bornes each ran for over 60 yards apiece.

Defensively, the Aztecs held UNLV to only 250 yards of total offense, including just 39 yards on the ground. It is the second time this season that an SDSU opponent has failed to reach the century mark in rushing yardage, as UTEP recorded just 30 yards in the opener.

Bass ended the game with the interception and a team-high eight solo tackles, doubling his previous career best. The defense also tallied six tackles for loss and six pass breakups, while linebacker Andrew Schantz recorded the other Aztec interception, the first of his career, on the night.

	1	2	3	4	Total
UNLV	0	0	0	7	- 7
San Diego State	7	7	0	7	- 21

**SD** - Bass 49-yd interception return (Palmer kick) - (9:15, 1st)

**SD** - O'Connell 1-yd run (Palmer kick) - 15 plays, 80 yards, 5:35 (3:45, 2nd)

**LV** - Straiten 2-yd pass from Hinds (Aguayo kick) - 10 plays, 63 yards, 5:07 (14:56, 4th)

**SD** - Bornes 9-yd run (Palmer kick) - 8 plays, 74 yards, 4:00 (10:56, 4th)

**INDIVIDUAL STATS**

**Rushing (Atts.-Yards-TDs):** SDSU: Henderson 22-62; Bornes 16-60-1; O'Connell 6-14-1; Campbell 3-5. UNLV: Peebles 17-47; Saint Preux 1-4; Smith 2-0; Fletcher 2-(-1); Hinds 4-(-11).

**Passing (Att.-Comp.-Int., Yards, TDs):** SDSU: Craft 14-9-1, 68, 0; O'Connell 7-7-0, 68, 0. UNLV: Hinds 39-20-2, 211, 1.

**Receiving (No.-Yards-TDs):** SDSU: Swain 4-48; Porter 3-34; Schilens 3-25; Henderson 3-0; Kawulok 1-15; Toledo 1-7; Miller 1-7. UNLV: Flair 7-76; Wolfe 6-79; Butler 2-35; Saint Preux 2-12; Smith 1-5, Straiten 1-2-1, Peebles 1-2.

TEAM STATS	UNLV	SDSU
First Downs	18	20
Rushes-Yards	26-39	47-141
Passing Yards	211	136
C-A-I	20-39-2	16-21-1
Total Offense	250	277
Fumbles-Lost	0-0	2-1
Penalties-Yards	7-82	3-38
Possession Time	25:34	34:26
Turnovers	2	2
Average Field Pos.	42	28

**GAME 10** Nov. 18 ♦ Amon Carter Stadium (26,287)  
at TCU

**FT. WORTH, Texas** - Coming off its second win of 2006, San Diego State traveled to Fort Worth, Texas, for the first time ever, taking on preseason MWC favorite TCU. The Aztecs, who fell to the Horned Frogs by just three points in 2005, were unable to match that effort, combining for just 87 yards of total offense, as TCU ran away with the game early and claimed a 52-0 victory.

After the SDSU defense forced a punt on TCU's first possession, quarterback Kevin O'Connell, making his first start since the opener, moved the Aztecs from the 13 to the 40-yard line with the help of a 15-yard pass to Robert Miller and a 10-yard toss to Brett Swain. O'Connell's fifth pass attempt of the afternoon, however, was intercepted by Marvin White and returned to the TCU 37-yard line.

The Frogs used that momentum and scored on its next six possessions, entering the half up 38-0, and piling up 361 yards of total offense in the first 30 minutes of action.

San Diego State moved into TCU territory just once in the game with the help of a 74-yard kickoff return by Ray Bass, who set two school single-game records for most kickoff returns (8) and kickoff return yardage (188). After O'Connell was sacked for a loss of 12 yards, Garrett Palmer's field goal missed wide left from 37 yards out, leaving the Aztecs scoreless.

The Horned Frogs tacked on two, second-half touchdowns before ending the afternoon with a 52-0 victory.

O'Connell and redshirt freshman quarterback Kevin Craft combined to complete just 11 of their 25 pass attempts, while the MWC's leading rusher Atiyah Henderson was limited to 22 yards on 12 carries.

Defensively, Aztec safety Brett Sturm came off the bench to record a team-high nine tackles and recovered a fumble in the fourth quarter.

	1	2	3	4	Total
San Diego State	0	0	0	0	- 0
TCU	14	24	14	0	- 52

**TCU** - Massey 18-yd pass from Ballard (Manfredini kick), 6 plays, 63 yards, 2:07 (7:50, 1st)

**TCU** - Reagan 44-yd pass from Ballard (Manfredini kick), 5 plays, 74 yards, 1:04, (4:24, 1st)

**TCU** - Harmon 30-yd pass from Ballard (Manfredini kick), 6 plays, 74 yards, 2:55, (14:16, 2nd)

**TCU** - LoCoco 44-yd field goal, 11 plays, 36 yards, 5:04, (6:41, 2nd)

**TCU** - Massey 5-yd pass from Ballard (Manfredini kick), 6 plays, 35 yards, 1:41, (2:47, 2nd)

**TCU** - Ballard 4-yard run (Manfredini kick), 6 plays, 55 yards 0:43, (0:37, 2nd)

**TCU** - Massey 33-yd pass from Ballard (Manfredini kick), 3 plays, 44 yards, 1:28, (12:10, 3rd)

**TCU** - Turner 24-yd run (Manfredini kick) 8 plays, 80 yards, 2:56, (5:56, 3rd)

**INDIVIDUAL STATS**

**Rushing (Atts.-Yards-TDs):** SDSU: Henderson 12-22; Bornes 4-8; Craft 1-6; O'Connell 7-(-5). TCU: Turner 11-83-1; Brown 9-53; Jackson 5-30; Ballard 8-30-1; Massey 3-28; Hobbs 5-28; Smith 3-14; Watts 4-8; Harmon 1-1.

**Passing (Att.-Comp.-Int., Yards, TDs):** SDSU: O'Connell 15-6-1, 53, 0; Craft 10-5-1, 3, 0. TCU: Ballard 23-20-0, 288, 5; Jackson 3-2-0, 61, 0.

**Receiving (No.-Yards-TDs):** SDSU: Swain 4-22; Henderson 4-17; Miller 1-15; Porter 1-2; Kawulok 1-0. TCU: Massey 6-100-3; Harmon 3-80-1; DePriest 3-26; Reagan 2-58-1; Andrus 2-8, Watts 1-47, Cage 1-12, Dickerson 1-9, Christian 1-6, Moore 1-4, Hobbs 1 (-1).

TEAM STATS	SDSU	TCU
First Downs	6	30
Rushes-Yards	24-31	49-275
Passing Yards	56	349
C-A-I	11-25-2	22-26-0
Total Offense	87	624
Fumbles-Lost	1-0	3-1
Penalties-Yards	2-10	5-35
Possession Time	26:38	33:22
Turnovers	2	1
Average Field Pos.	25	35

## ▶ ALPHABETICAL

No.	Name	Pos.
67	Aken-Moleta, Ikaika	OL
68	Alexander, Jason	OL
46	Allen, Russell	LB
54	Amano, Frederick	DT
85	Amaral, Justin	WR
30	• Andujo, Victor	DB
93	Applewhite, Antwan	DE
26	• Armstrong, Gerard	DB
73	Arosemena, Eder	OL
99	Bailes, Jonathan	DT
3	• Baker, Donny	DB
20	Bass, Ray	DB
11	• Beckman, Brooks	P
37	Bornes, Brandon	RB
40	Boudreaux, Corey	DB
30	• Brown, Davon	RB
64	Callahan, Matthew	OL
23	Campbell, Tyler	RB
61	Carmack, Jimmie	OL
42	• Chohany, Ryan	TE
74	Clarke, Zach	LB
3	• Craft, Kevin	QB
44	Cunningham, Josh	RB
41	DeMartinis, Tony	DL
62	Dombrowski, Brandyn	OL
24	• Dunkle, Freddy	LB
65	• Duran, Josh	DL
29	Edwards, Kwincy	DB
50	• Edwards, Ted	LB
11	• Fantroy, Martrell	DB
65	• Fehoko, Whitley	OL
92	Fifta, Siaoasi	DL
80	Ghebreselassie, Alex	WR
26	• Gomez, Alan	P
1	• Gregorio, Andy	DB
31	Grigsby, Reggie	S
22	Hamilton, Lynell	RB
71	Hathaway, Dan	OL
21	Henderson, Atiyah	RB
47	Howard, Kwan	DL
17	• Hughes, Michael	K/P
58	Hull, Marc	LB
97	Ikonne, Eric	LB
50	• Iosefa, Trask	OL
39	James, Scotty	DB
75	Justman, Patrick	OL
88	Kawulok, Matthew	TE
70	Kravetz, Mike	OL
35	Laolagi, Luke	LB
66	Lawson, Ernie	DL
89	Louis, Lance	TE
60	Manuel, Jacob	DL
63	Manuma, Peter	OL
36	Martin, Brett	LB
51	Martin, Joe	LB
9	Maze, Terrell	DB
5	McKay, T.J.	S
98	McMaster, Sean	DL
55	Metroka, Emil	DL
87	Miclot, Eric	TE
95	Miller, Robert	TE
34	Milling, Jerry	LB
10	• Montgomery, Marcus	WR
43	Moore, Aaron	DB
4	Mougey, Darren	QB
96	Nelson, Peter	DL

## 2006 San Diego State Football Roster

## ▶ NUMERICAL

No.	Name	Pos.	Ht.	Wt.	Yr.	Exp.	Hometown (High School/College)
1	Andy Gregorio	DB	5-9	200	Fr.	HS	Palos Verdes, Calif. (Palos Verdes High)
1	Chaz Schilens	WR	6-4	220	Jr.	2L	Mesa, Ariz. (Highland High)
2	Ramal Porter	WR	5-10	185	Sr.	3L	Van Nuys, Calif. (Birmingham High)
2	Kelsey Sokoloski	QB	6-2	175	Fr.	HS	Englewood, Colo. (Cherry Creek High)
3	Donny Baker	DB	5-9	165	Sr.	3L	Miami, Fla. (Pace High)
3	Kevin Craft	QB	6-5	200	Fr.	RS	Valley Center, Calif. (Valley Center High)
4	Darren Mougey	QB	6-6	230	So.	1L	Scottsdale, Ariz. (Chaparral High)
5	T.J. McKay	S	6-1	195	So.	1L	Palmdale, Calif. (Palmdale High)
6	Mekell Wesley	WR	5-10	180	Fr.	RS	Chandler, Ariz. (Hamilton High)
7	Kevin O'Connell	QB	6-6	225	Jr.	2L	Carlsbad, Calif. (La Costa Canyon High)
9	Terrell Maze	DB	6-0	175	Sr.	3L	Santa Monica, Calif. (Santa Monica High)
10	Marcus Montgomery	WR	6-2	215	So.	SQ	Oceanside, Calif. (Oceanside High)
10	Josh O'Brien	QB	6-4	200	Fr.	HS	Del Mar, Calif. (Santa Fe Christian High)
11	Brooks Beckman	P	5-11	205	Fr.	HS	San Diego, Calif. (La Jolla High)
11	Martrell Fantroy	DB	6-1	200	Fr.	HS	Las Vegas, Nev. (Bishop Gorman High)
12	Brett Sturm	S	6-2	220	Sr.	3L	Littleton, Colo. (Heritage High)
13	Josh Walker	DB	6-2	190	Fr.	RS	Tampa, Fla. (Jefferson High)
14	Garrett Palmer	K/P	6-3	185	Jr.	2L	Rialto, Calif. (Eisenhower High)
14	Ray Patterson	DB	5-11	185	Fr.	HS	San Diego, Calif. (Crawford High)
15	Jose Perez	WR	6-1	175	Fr.	HS	Oceanside, Calif. (Oceanside High)
16	Brett Swain	WR	6-1	200	Jr.	2L	Carlsbad, Calif. (Carlsbad High)
17	Michael Shields	DB	6-0	180	Fr.	RS	Berkeley, Calif. (Angelo Rodriguez High)
17	Michael Hughes	P/K	6-1	190	Jr.	2L	Moreno Valley, Calif. (Canyon Springs High)
18	Roberto Wallace	WR	6-4	210	Fr.	RS	Oceanside, Calif. (Oceanside High)
19	DeMarco Sampson	WR	6-2	205	So.	1L	Chula Vista, Calif. (Castle Park High)
20	Ray Bass	DB	6-0	195	Jr.	TR	Corona, Calif. (Centennial High/Univ. of Hawai'i)
20	Gabriel Sayers	RB	6-0	220	Jr.	TR	San Diego, Calif. (Hoover High/San Diego Mesa JC)
21	Atiyah Henderson	RB	5-9	185	Fr.	RS	Rockledge, Fla. (Rockledge High)
22	Lynell Hamilton	RB	6-0	225	Jr.	2L	Stockton, Calif. (Edison High)
23	Tyler Campbell	RB	6-0	215	So.	RS	Austin, Texas (Westlake High (Texas)/Pasadena College)
24	Freddy Dunkle	LB	6-1	225	Jr.	2L	Chula Vista, Calif. (Castle Park High)
24	Brandon Sullivan	RB	5-11	210	Fr.	HS	Poway, Calif. (Poway High)
26	Gerard Armstrong	DB	6-0	215	So.	1L	Hawthorne, Calif. (Leuzinger High)
26	Alan Gomez	P	6-3	225	Jr.	SQ	Rancho Cucamonga, Calif. (Ayala High/Mt. SAC College)
27	Steven Robles	K	6-0	165	So.	SQ	Redlands, Calif. (East Valley High)
29	Kwincy Edwards	DB	5-11	165	Fr.	RS	Palmdale, Calif. (Palmdale High)
30	Victor Andujo	DB	5-9	170	Fr.	HS	Chula Vista, Calif. (Eastlake High)
30	Davon Brown	RB	5-9	170	Fr.	HS	Torrance, Calif. (Torrance South High)
31	Reggie Grigsby	S	6-0	205	Sr.	3L	Oceanside, Calif. (El Camino High)
32	Andrew Preston	LB	6-1	215	Fr.	HS	Centennial, Colo. (Arapahoe High)
34	Jerry Milling	LB	5-10	235	Fr.	RS	Palmdale, Calif. (Palmdale High)
35	Luke Laolagi	LB	6-1	230	Fr.	RS	Reseda, Calif. (Birmingham High)
36	Brett Martin	LB	6-0	235	Jr.	2L	Corona, Calif. (Centennial High)
37	Brandon Bornes	RB	6-1	225	Jr.	2L	Vista, Calif. (Rancho Buena Vista High)
38	Josh Ulibarri	FB	6-1	255	So.	SQ	Hemet, Calif. (West Valley High)
38	Marcus Yarbrough	LB	6-2	255	Fr.	HS	San Diego, Calif. (Eastlake High)
39	Scotty James	DB	5-10	175	Jr.	TR	Elsinore, Calif. (Elsinore High/Mt. San Jacinto College)
40	Corey Boudreaux	DB	6-1	210	Jr.	SQ	Orange, Calif. (Mater Dei High)
40	Eric Rouser	TE	6-8	255	So.	1L	Camarillo, Calif. (St. Bonaventure High)
41	Tony DeMartinis	DL	6-5	255	Fr.	RS	Sun Valley, Calif. (Notre Dame High)
42	Ryan Chohany	TE	6-3	225	Fr.	HS	San Diego, Calif. (Rancho Bernardo High)
42	Nick Sandford	DB	6-2	205	Fr.	RS	Orange, Calif. (El Modena High)
43	Aaron Moore	DB	6-0	190	Fr.	RS	Tampa, Fla. (Jefferson High)
44	Josh Cunningham	RB	6-3	230	Fr.	RS	Irvine, Calif. (University High)
45	Andrew Schantz	LB	6-1	235	So.	1L	Santa Clarita, Calif. (Canyon High)
46	Russell Allen	LB	6-3	230	So.	1L	Oceanside, Calif. (Vista High)
47	Kwan Howard	DL	6-0	245	Sr.	3L	Harvey, La. (Lehret High)
48	Trevor Parrington	LB	6-1	240	Sr.	2L	Corona, Calif. (Corona High)
49	Brian Stanbra	DL	6-4	215	Jr.	TR	San Diego, Calif. (Univ. of San Diego High/Grossmont JC)
50	Ted Edwards	LB	6-1	230	Jr.	TR	Kelso, Wash. (Kelso High/Brown University)
50	Trask Iosefa	OL	6-0	295	Fr.	HS	Ewa Beach, Hawaii (Honolulu Punahou High)
51	Joe Martin	LB	6-2	230	Sr.	3L	Palmdale, Calif. (Paraclete High)
52	Tyler Schmitt	LS	6-2	230	Jr.	2L	Peoria, Ariz. (Cactus High)
53	Jeff Sell	TE	6-3	235	Jr.	TR	La Cañada, Calif. (Pasadena City JC)

No.	Name	Pos.	Ht.	Wt.	Yr.	Exp.	Hometown (High School/College)
54	Frederick Amano	DT	6-1	260	Jr.	TR	San Diego, Calif. (Rancho Bernardo High/S.E. Missouri St.)
55	Emil Metroka	DL	6-3	275	Sr.	SQ	San Diego, Calif. (Patrick Henry High/Weber State Univ.)
56	Jonathan Soto	DL	6-3	270	So.	1L	West Covina, Calif. (Bishop Amat High)
58	Marc Hull	LB	6-3	210	Jr.	2L	Carson, Calif. (Harbor City Narbonne High)
59	Nick Smith	OL	6-6	320	Sr.	SQ	Orinda, Calif. (Miramonte High/Diablo Valley College)
60	Jacob Manuel	DL	6-4	260	Fr.	HS	Camarillo, Calif. (Rio Mesa High)
61	Jimmie Carmack	OL	6-4	270	Fr.	HS	Palos Verdes Estates, Calif. (Palos Verdes High)
62	Brandyn Dombrowski	OL	6-6	335	Jr.	2L	Henderson, Nev. (Green Valley High)
63	Peter Manuma	OL	6-4	280	Jr.	TR	Long Beach, Calif. (Long Beach Poly High/Long Beach CC)
64	Matthew Callahan	OL	6-7	295	Jr.	2L	Walnut Creek, Calif. (Ygnacio Valley High)
65	Josh Duran	DL	6-3	225	Sr.	SQ	San Jose, Calif. (Oak Grove High/West Valley College)
65	Whitley Fehoko	OL	6-0	320	Fr.	HS	Honolulu, Hawaii (Farrington High)
66	Ernie Lawson	DL	6-3	250	Fr.	HS	Vallejo, Calif. (St. Patrick-St. Vincent High)
67	Ikaika Aken-Moleta	OL	6-2	330	Fr.	RS	Kapolei, Hawaii (Kapolei High)
68	Jason Alexander	OL	6-7	290	So.	SQ	San Jose, Calif. (Santa Teresa High)
69	Avery Williams	DL	6-3	250	Fr.	RS	Livermore, Calif. (Granada High)
70	Mike Kravetz	OL	6-6	310	Jr.	1L	Las Vegas, Nev. (Durango High)
71	Dan Hathaway	OL	6-7	300	Jr.	TR	San Diego, Calif. (Grossmont High/Grossmont College)
72	Kevin Rosen	OL	6-1	280	Fr.	HS	Oak Park, Calif. (Oak Park High)
73	Eder Arosemena	OL	6-2	290	Sr.	1L	Vista, Calif. (Vista High/Palomar College)
74	Zach Clarke	LB	6-2	230	Jr.	TR	Mission Viejo, Calif. (Mission Viejo/Saddleback College)
75	Patrick Justman	OL	6-6	300	Sr.	2L	Palo Alto, Calif. (Palo Alto High)
76	Will Robinson	OL	6-6	280	Jr.	2L	Pomona, Calif. (Bishop Amat High)
77	Mike Schmidt	OL	6-2	315	So.	SQ	San Diego, Calif. (Madison High)
79	Robert Nelson	OL	6-10	330	Sr.	1L	Gilbert, Ariz. (Skyline High/Scottsdale College)
80	Alex Ghebreselassie	WR	6-3	200	Jr.	TR	Chula Vista, Calif. (Bonita Vista High/UCLA)
81	Steve Schmidt	TE	6-5	250	Sr.	1L	North Vancouver, B.C. (Carson-Graham High/Butte College)
82	Brian Spinks	WR	6-2	210	Sr.	SQ	Stockton, Calif. (Edison High)
83	Jon Toledo	WR	6-3	210	Fr.	RS	Encinitas, Calif. (La Costa Canyon High)
84	Justin Shaw	WR	6-2	205	So.	TR	Palmdale, Calif. (Palmdale High/Northern Arizona)
85	Justin Amaral	WR	5-11	200	Sr.	1L	Pittsburg, Calif. (Pittsburg High/Los Medanos College)
86	Waika Spencer	TE	6-4	255	Fr.	RS	Honolulu, Hawaii (Kamehameha High)
87	Eric Miclot	TE	6-5	240	Jr.	2L	Oceanside, Calif. (Vista High)
88	Matthew Kawulok	TE	6-2	220	Fr.	RS	Boulder, Colo. (Monarch High)
89	Lance Louis	TE	6-3	265	Jr.	2L	New Orleans, La. (Landry High)
90	B.J. Williams	DE	6-3	220	Fr.	HS	Aurora, Colo. (Eaglecrest High)
91	Ornan Nwansi	DL	6-2	310	Jr.	RS	Richmond, Calif. (El Cerrito High/Contra Costa JC)
92	Siaosi Fifita	DL	6-4	260	So.	1L	Van Nuys, Calif. (Birmingham High)
93	Antwan Applewhite	DE	6-4	245	Jr.	2L	Torrance, Calif. (Narbonne High)
94	Nick Osborn	DL	6-5	260	Jr.	2L	Kensington, Calif. (Berkeley St. Mary's High)
95	Robert Miller	TE	6-7	250	Sr.	1L	Anaheim, Calif. (Canyon High)
96	Peter Nelson	DL	6-5	270	Fr.	RS	St. Charles, Ill. (St. Charles North High)
97	Eric Ikonne	LB	6-0	200	Fr.	HS	Dallas, Texas (Newman Smith High)
98	Sean McMaster	DL	6-2	305	Jr.	RS	Walnut Creek, Calif. (Olympic High/Diablo Valley College)
99	Jonathan Bailes	DT	6-1	305	Sr.	3L	Tampa, Fla. (Tampa Jefferson High)

No.	Name	Pos.
79	Nelson, Robert	OL
91	Nwansi, Ornan	DL
10	O'Brien, Josh	QB
7	O'Connell, Kevin	QB
94	Osborn, Nick	DL
14	Palmer, Garrett	K
48	Parrington, Trevor	LB
14	Patterson, Ray	DB
15	Perez, Jose	WR
2	Porter, Ramal	WR
32	Preston, Andrew	LB
76	Robinson, Will	OL
27	Robles, Steven	K
72	Rosen, Kevin	OL
40	Rouser, Eric	TE
19	Sampson, DeMarco	WR
42	Sandford, Nick	DB
20	Sayers, Gabriel	RB
45	Schantz, Andrew	LB
1	Schilens, Chaz	WR
77	Schmidt, Mike	OL
81	Schmidt, Steve	TE
52	Schmitt, Tyler	LS
53	Sell, Jeff	TE
84	Shaw, Justin	WR
17	Shields, Michael	DB
59	Smith, Nick	OL
2	Sokoloski, Kelsey	QB
56	Soto, Jonathan	DL
86	Spencer, Waika	TE
82	Spinks, Brian	WR
49	Stanbra, Brian	DL
12	Sturm, Brett	S
24	Sullivan, Brandon	RB
16	Swain, Brett	WR
83	Toledo, Jon	WR
38	Ulibarri, Josh	FB
13	Walker, Josh	DB
18	Wallace, Roberto	WR
6	Wesley, Mekell	WR
69	Williams, Avery	DL
90	Williams, B.J.	DE
38	Yarbrough, Marcus	LB

\* - Duplicate Number

**▶ COACHING STAFF**

**Chuck Long** (Iowa '85) Head Coach, 1st season; **Bob Elliott** (Iowa '76) Assistant Head Coach/Defensive Coordinator, 1st season; **Del Miller** (Central College '72), Offensive Coordinator/Quarterbacks, 1st season; **Joe Bob Clements** (Kansas State '99) Defensive Line, 1st season; **Jonathan Himebauch** (Southern California '98) Offensive Line, 1st season; **Larry Holton** (Iowa State '70) Running Backs, 1st season; **William Inge** (Iowa '96) Linebackers, 1st season; **Thom Kaumeyer** (Regents '93) Defensive Backs, 5th season; **LeCharls McDaniel** (Cal Poly '81) Wide Receivers, 6th season; **Toby Neinas** (Missouri '95) Tight Ends/Special Teams, 1st season.

**▶ PRONUNCIATION GUIDE**

Ikaika Aken-Moleta	ee-KYE-kuh A-kin MOW-let-uh
Frederick Amano	uh-mon-O
Justin Amaral	am-ur-ALL
Eder Arosemena	Ed-ur a-roh-suh-mean-uh
Ryan Chohany	CHO-hahn
Tony DeMartinis	dee-mar-TEEN-nez
Brandyn Dombrowski	bran-DIN DOM-brow-ski
Whitley Fehoko	fee-OH-ko
Siaosi Fifita	sea-AH-sea fuh-FEET-uh
Alex Ghebreselassie	jee-burr-SEA-las-ee
Lynell Hamilton	LIE-nell
Atiyah Henderson	uh-TEE-uh
Eric Ikonne	eye-CON-ee

Matthew Kawulok	kuh-WALL-uk
Mike Kravetz	kruh-VETZ
Luke Laolagi	LOW (like now)-long-ee
Peter Manuma	MON-you-muh
Terrell Maze	tuh-RELL
Emil Metroka	eh-mull me-TROH-kuh
Eric Miclot	MICK-low
Darren Mougey	MOO-jee
Ornan Nwansi	OR-nun nuh-WON-zee
Eric Rouser	ROW(rhymes with now)-zur
DeMarco Sampson	duh-mark-O
Chaz Schilens	CHAZ shill-UNS
Kelsey Sokoloski	sock-OH-loss-key

Waika Spencer	VIE-kuh
Josh Ulibarri	Yul-ih-BAR-ee
Mekell Wesley	MUH-kell

**STAFF**

Jonathan Himebauch	HIME-bach
Thom Kaumeyer	Tom KAW-meyer
Toby Neinas	NIE-nuss

2006 San Diego State Football Updated Bios



► #46 RUSSELL ALLEN

LB, 6-3, 230, So.-1L,  
Oceanside, Calif. (Vista HS)

Had an immediate impact in 2005, seeing extensive playing time at weakside linebacker in his first competitive season ... A physical player with excellent speed ... Freshman honorable mention All-American by *The Sporting News*.

2006: Starter at linebacker in the first eight games with four on the weakside and the last four on the strongside ... Two of his four tackles against UTEP were behind the line of scrimmage ... Team-leading nine tackles at Wisconsin ... Six stops versus Utah and seven at SJSU ... Career best 14 tackles in the win over Air Force ... Second straight game with 10 or more stops, logging 10 tackles vs. Cal Poly, including one for a loss ... First PBU of the season against Wyoming ... Seven tackles, including one for a loss of two yards versus UNLV ... Eight stops at TCU ... Three career contest with double-figure tackles.

ALLEN'S CAREER STATS

Career Statistics	G	UA-AT-TT	TFL-Yds.	Sacks	Int.	PBU	FF	FR
2005	12	32-29-61	1.0-3	0-0	2-0	3	0	0
2006	10	43-33-76	6.0-11	0-0	0-0	1	0	0
<b>Totals</b>	<b>22</b>	<b>75-62-137</b>	<b>7.0-14</b>	<b>0-0</b>	<b>2-0</b>	<b>4</b>	<b>0</b>	<b>0</b>

Career Highs: Tackles: 14 vs. Air Force (10/21/06); TFL: 2 vs. UTEP (8/31/06); INTs: 1 at UNLV (10/8/05), at CSU (11/12/05); PBU: 1, four times.

ALLEN CAREER GAME-BY-GAME

	G	UA-AT-TT	TFL-Yds.	Sacks	Int.	PBU	FF	FR
UCLA (9/3/05)	1	1-2-3	0-0	0-0	0	0	0	0
at Air Force (9/10/05)*	1	1-3-4	0-0	0-0	0	0	0	0
at Ohio St. (9/17/05)	1	3-1-4	0-0	0-0	0	0	0	0
San Jose St. (9/24/05)	1	2-0-2	0-0	0-0	0	1	0	0
BYU (10/1/05)	1	6-4-10	0-0	0-0	0	0	0	0
at UNLV (10/8/05)*	1	2-2-4	0-0	0-0	1-0	0	0	0
at Utah (10/15/05)*	1	0-2-2	0-0	0-0	0	1	0	0
UNM (10/22/05)*	1	5-3-8	0-0	0-0	0	0	0	0
TCU (10/29/05)*	1	2-2-4	0-0	0-0	0	1	0	0
at CSU (11/12/05)*	1	4-4-8	0-0	0-0	1-0	0	0	0
WYO (11/19/05)*	1	4-4-8	0-0	0-0	0	0	0	0
at Hawai'i (12/3/05)	1	2-2-4	1-3	0-0	0	0	0	0
UTEP (8/31/06)*	1	4-0-4	2.0-2	0-0	0	0	0	0
at Wisconsin (9/16/06)*	1	3-6-9	0-0	0-0	0	0	0	0
UTAH (9/23/06)*	1	3-3-6	0-0	0-0	0	0	0	0
at SJSU (9/30/06)*	1	2-5-7	1.0-3	0-0	0	0	0	0
at BYU (10/7/06)*	1	1-4-5	0-0	0-0	0	0	0	0
AFA (10/21/06)*	1	6-8-14	0-0	0-0	0	0	0	0
CAL POLY (10/28/06)*	1	10-0-10	1.0-3	0-0	0	0	0	0
at Wyoming (11/4/06)*	1	2-4-6	0-0	0-0	0	1	0	0
UNLV (11/11/06)*	1	5-2-7	1.0-2	0-0	0	0	0	0
at TCU (11/18/06)*	1	7-1-8	1.0-1	0-0	0	0	0	0

\* = Game started

2006 Highs: Tackles: 14 vs. Air Force (10/21/06); TFL: 2 vs. UTEP (8/31/06); PB: 1 at Wyoming (11/4/06).



► #54 FREDERICK AMANO

DT, 6-1, 260, Jr.-TR,  
San Diego, Calif. (Southeast Missouri State)

Returned to his hometown last fall after playing two seasons at NCAA I-AA Southeast Missouri State (Cape Girardeau, Mo.) ... Did not play a year ago due to NCAA transfer rules ... Had a strong spring, finishing atop the team's depth chart at defensive tackle ... Listed as one of the back-ups at defensive tackle behind Ornan Nwansi.

2006: Limited by a knee injury during fall camp ... Has missed five games due to injury ... First career action at Wisconsin, tallying three tackles ... Two stops versus both Utah and SJSU ... Was in on one tackle at BYU ... Logged one solo stop at TCU.

AMANO'S CAREER STATS

Career Statistics	G	UA-AT-TT	TFL-Yds.	Sacks	Int.	PBU	FF	FR
2006	5	5-4-9	0.0-0	0-0	0	0	0	0

Career/2006 Highs: Tackles: 3 at Wisconsin (9/16/06).



► #93 ANTWAN APPLEWHITE

DE, 6-4, 245, Jr.-2L,  
Torrance, Calif. (Narbonne HS)

Returning sack leader who also recovered three fumbles and was second on the squad in tackles for loss in '05 ... MWC honorable mention pick as a sophomore, after a solid freshman campaign ... Named to the 2006 Bronko Nagurski Trophy (top defensive player) and Ted Hendricks Award (top defensive end) Watch Lists.

2006: Starter at defensive end in the first nine games ... Did not record any tackles vs. UTEP, but had three at Wisconsin ... Four tackles, including one for a loss of two yards, against Utah ... Season-high five stops at SJSU and against Air Force ... Career best 10 solo tackles with his first sack of the year versus Cal Poly ... Five tackles and a half sack at Wyo ... Recorded a sack for a loss of 16 yards and logged his second career blocked kick, batting down a field-goal attempt against UNLV ... Logged a sack in his fourth straight outing at TCU, while also recording five total tackles.

APPLEWHITE'S CAREER STATS

Career Statistics	G	UA-AT-TT	TFL-Yds.	Sacks	Int.	PBU	FF	FR
2004	10	9-8-17	5.0-21	4.5-21	1-75	0	0	1-36
2005	12	35-21-56	8.5-42	5.5-28	0	2	1	3-0
2006	10	25-18-43	5.5-30	3.5-27	0-0	0	0	0
<b>Totals</b>	<b>32</b>	<b>69-47-116</b>	<b>19.0-93</b>	<b>13.5-75</b>	<b>1-75</b>	<b>2</b>	<b>1</b>	<b>4-36</b>

Career Highs: Tackles: 10 vs. Cal Poly (10/28/06); TFL: 2 vs. Cal Poly (10/28/06), vs. Colorado State (10/16/04); Sacks: 1.5, two times; Int.: 1 at Michigan (9/18/04); PBU: 2 vs. Wyoming (11/19/05); FF: 1 at Air Force (9/10/05); FR: 1, four times.

APPLEWHITE CAREER GAME-BY-GAME

	G	UA-AT-TT	TFL-Yds.	Sacks	Int.	PBU	FF	FR
Idaho St. (9/4/04)	1	0-1-1	0-0	0-0	0	0	0	0
at Michigan (9/18/04)	1	1-0-1	1.0-1	1.0-1	1-75	1	0	0
Nevada (9/25/04)	1	0-2-2	0-0	0-0	0	0	0	0
at UCLA (10/2/04)	1	0-0-0	0-0	0-0	0	0	0	0
at WYO (10/9/04)*	1	1-3-4	0-0	0-0	0	0	0	0
CSU (10/16/04)	1	1-2-3	2.0-12	1.5-12	0	0	0	0
at UNM (10/23/04)	1	0-0-0	0-0	0-0	0	0	0	0
Utah (10/30/04)*	1	3-0-3	1.0-7	1.0-7	0	0	0	0
at BYU (11/6/04)	1	1-0-1	1.0-1	1.0-1	0	0	0	0
at Air Force (11/13/04)				DNP				
UNLV (11/20/04)	1	2-0-2	0-0	0-0	0	0	0	1-36
UCLA (9/3/05)*	1	3-4-7	1.5-8	1.5-8	0	0	0	0
at Air Force (9/10/05)*	1	6-3-9	1.0-3	1.0-3	0	0	1	1
at Ohio St. (9/17/05)*	1	2-2-4	1.0-7	0-0	0	0	0	0
San Jose St. (9/24/05)*	1	5-0-5	0-0	0-0	0	0	0	0
BYU (10/1/05)*	1	2-0-2	0-0	0-0	0	0	0	0
at UNLV (10/8/05)*	1	3-2-5	1.0-4	0-0	0	0	0	0
at Utah (10/15/05)*	1	4-4-8	1.0-4	1.0-4	0	0	0	0
UNM (10/22/05)*	1	3-0-3	0-0	0-0	0	0	0	1
TCU (10/29/05)*	1	3-1-4	1.0-3	0-0	0	0	0	1
at CSU (11/12/05)*	1	2-2-4	1.0-4	1.0-4	0	0	0	0
WYO (11/19/05)*	1	1-0-1	0-0	0-0	0	2	0	0
at Hawai'i (12/3/05)*	1	1-3-4	1.0-9	1.0-9	0	0	0	0
UTEP (8/31/06)*	1	0-0-0	0-0	0-0	0	0	0	0
at Wisconsin (9/16/06)*	1	1-2-3	0-0	0-0	0	0	0	0
UTAH (9/23/06)*	1	1-3-4	1.0-2	0-0	0	0	0	0
at SJSU (9/30/06)*	1	1-4-5	0-0	0-0	0	0	0	0
at BYU (10/7/06)*	1	2-2-4	0-0	0-0	0	0	0	0
AFA (10/21/06)*	1	3-2-5	0-0	0-0	0	0	0	0
CAL POLY (10/28/06)*	1	10-0-10	2.0-7	1.0-6	0	0	0	0
at Wyoming (11/4/06)*	1	1-4-5	0.5-3	0.5-3	0	0	0	0

## 2006 San Diego State Football Updated Bios

UNLV (11/11/06)*	1	2-0-2	1.0-16	1.0-16	0	0	0	0
at TCU (11/18/06)*	1	4-1-5	1.0-2	1.0-2	0	0	0	0

\* = Game started

**2006 Highs:** Tackles: 10 vs. Cal Poly (10/28/06); TFL: 2.0 vs. Cal Poly (10/28/06); Sacks: 1.0, three times.



### ► #73 EDER AROSEMENA

C, 6-2, 290, Sr.-1L,  
Vista, Calif. (Palomar JC)

A walk-on on the offensive line who became a valuable reserve in 2004 ... Sat out the 2005 campaign, utilizing his redshirt season.

**2006:** Back-up at center ... Did not play in the first 10 games.



### ► #99 JONATHAN BAILES

NT, 6-1, 305, Sr.-3L,  
Tampa, Fla. (Jefferson HS)

A staple on the SDSU defensive line ... Played in 44 career games, starting 37, the most of any Aztec on this year's roster ... Three-year starter ... His ability to occupy offensive linemen has been a big reason for the success of the Aztec linebacker corps in 2003-06 ... Logged a tackle in 24 straight contests.

**2006:** Started against UTEP, logging three tackles ... Six tackles, a sack and a force fumble against the Badgers ... Forced a fumble in each of the team's last two contests with a Big Ten school ... Four stops versus Utah ... Forced his second fumble of the year and tallied his 100th career tackle at San Jose State ... Second sack of the year and matched a career high with seven tackles in the win over Air Force ... Three stops versus Cal Poly and UNLV ... Forced his third fumble of the season at TCU and also had four tackles.

#### BAILES' CAREER STATS

Career Statistics	G	UA-AT-TT	TFL-Yds.	Sacks	Int.	PBU	FF	FR
2003	12	14-6-20	3.0-6	0-0	0	0	0	0
2004	11	16-9-25	6.0-19	1.0-9	0	0	1	0
2005	11	12-26-38	4.5-10	1.5-5	0	0	1	1
2006	10	16-21-37	4.5-17	2.0-14	0	0	3	0
<b>Totals</b>	<b>44</b>	<b>58-62-120</b>	<b>18.0-52</b>	<b>4.5-28</b>	<b>0</b>	<b>0</b>	<b>5</b>	<b>1</b>

**Career Highs:** Tackles: 7 vs. AFA (10/21/06), at UNLV (10/8/05); TFL: 2 at Wisconsin (9/16/06), vs. Colorado State (10/16/04); Sacks: 1.0, four times; FF: 1, five times; FR: 1 at Hawai'i (12/3/05).

#### BAILES CAREER GAME-BY-GAME

	G	UA-AT-TT	TFL-Yds.	Sacks	Int.	PBU	FF	FR
E. Wash. (9/30/03)	1	0-0-0	0-0	0-0	0	0	0	0
at Ohio St. (9/6/03)*	1	2-1-3	1.0-3	0-0	0	0	0	0
at UTEP (9/13/03)*	1	1-0-1	0-0	0-0	0	0	0	0
Samford (9/20/03)*	1	3-2-5	1.0-1	0-0	0	0	0	0
at UCLA (9/27/03)*	1	2-0-2	0-0	0-0	0	0	0	0
BYU (10/4/03)*	1	0-0-0	0-0	0-0	0	0	0	0
at Utah (10/11/03)*	1	0-0-0	0-0	0-0	0	0	0	0
UNM (10/18/03)*	1	3-1-4	0-0	0-0	0	0	0	0
WYO (10/25/03)*	1	0-1-1	0-0	0-0	0	0	0	0
at UNLV (11/8/03)	1	0-1-1	0-0	0-0	0	0	0	0
at CSU (11/15/03)*	1	2-0-2	0-0	0-0	0	0	0	0
Air Force (11/22/03)	1	1-0-1	1.0-2	0-0	0	0	0	0
Idaho St. (9/4/04)*	1	1-0-1	0-0	0-0	0	0	0	0
at Michigan (9/18/04)*	1	1-1-2	0-0	0-0	0	0	0	0
Nevada (9/25/04)*	1	0-0-0	0-0	0-0	0	0	0	0
at UCLA (10/2/04)*	1	2-1-3	1.0-3	0-0	0	0	0	0
at WYO (10/9/04)	1	4-2-6	1.5-3	0-0	0	0	0	0
CSU (10/16/04)*	1	3-1-4	2.0-10	1.0-9	0	0	1	0

at UNM (10/23/04)*	1	3-1-4	1.0-2	0-0	0	0	0	0
Utah (10/30/04)	1	0-0-0	0-0	0-0	0	0	0	0
at BYU (11/6/04)*	1	1-0-1	0-0	0-0	0	0	0	0
at Air Force (11/13/04)*	1	0-3-3	0.5-1	0-0	0	0	0	0
UNLV (11/20/04)*	1	1-0-1	0-0	0-0	0	0	0	0
UCLA (9/3/05)*	1	2-3-5	0.5-0	0.5-0	0	0	0	0
at Air Force (9/10/05)*	1	1-4-5	0-0	0-0	0	0	0	0
at Ohio St. (9/17/05)*	1	1-1-2	0-0	0-0	0	0	1	0
San Jose St. (9/24/05)*	1	0-2-2	0.5-0	0-0	0	0	0	0
BYU (10/1/05)	1	2-0-2	1-5	1-5	0	0	0	0
at UNLV (10/8/05)*	1	2-5-7	1.5-3	0-0	0	0	0	0
at Utah (10/15/05)*	1	0-6-6	0-0	0-0	0	0	0	0
UNM (10/22/05)*	1	2-0-2	1.0-2	0-0	0	0	0	0
TCU (10/29/05)				DNP-INJ				
at CSU (11/12/05)*	1	0-4-4	0-0	0-0	0	0	0	0
WYO (11/19/05)*	1	2-0-2	0-0	0-0	0	0	0	0
at Hawaii (12/3/05)	1	0-1-1	0-0	0-0	0	0	0	1
UTEP (8/31/06)*	1	1-2-3	0.5-1	0-0	0	0	0	0
at Wisconsin (8/31/06)*	1	3-3-6	2.0-9	1.0-8	0	0	1	0
UTAH (9/23/06)*	1	2-2-4	0-0	0-0	0	0	0	0
at SJSU (9/30/06)*	1	1-3-4	1.0-1	0-0	0	0	1	0
at BYU (10/3/06)*	1	0-1-1	0-0	0-0	0	0	0	0
AFA (10/21/06)*	1	4-3-7	1.0-6	1.0-6	0	0	0	0
CAL POLY (10/28/06)*	1	4-3-7	1.0-6	1.0-6	0	0	0	0
at WYO (11/4/06)*	1	0-2-2	0-0	0-0	0	0	0	0
UNLV (11/11/06)*	1	1-2-3	0-0	0-0	0	0	0	0
at TCU (11/18/06)*	1	2-2-4	0-0	0-0	0	0	1	0

\* = Game started

**2006 Highs:** Tackles: 7 vs. AFA (10/21/06); TFL: 2.0 at Wisconsin (9/16/06); Sacks: 1.0, vs. AFA (10/21/06), at Wisconsin (9/16/06); FF: 1 at TCU (11/18/06), SJSU (9/30/06), Wisconsin (9/16/06)



### ► #3 DONNY BAKER

DB, 5-9, 165, Sr.-3L,  
Miami, Fla. (Pace HS)

One of the Aztecs' two returning starters at cornerback, along with classmate Terrell Maze ... Major defensive contributor each of the last two seasons ... An active, speedy defensive back who finds the ball ... Fourth in SDSU history in career passes broken up with 31 ... All 31 PBUs have come in the last three seasons.

**2006:** Had two interceptions, two PBUs and a tackle for a loss of seven yards against UTEP ... First Aztec since 2004 to have two INTs in a single game ... Six stops, including five solos, and one PBU at Wisconsin ... Season-high seven tackles all solo efforts versus Utah ... Did not play at BYU ... Three stops against Air Force and four versus Cal Poly ... Has returned a punt in two outings ... Limited by an ankle injury against Wyoming and UNLV ... Seven solo efforts and a PBU at TCU.

#### BAKER'S CAREER STATS

Career Statistics	G	UA-AT-TT	TFL-Yds.	Sacks	Int.	PBU	FF	FR
2003	7	1-0-1	0.0-0	0.0-0	0	0	0	0
2004	10	16-5-21	0.0-0	0.0-0	2-27	13	0	0
2005	12	42-18-60	2.0-3	0.0-0	1-(-3)	12	0	1
2006	9	27-2-29	1.0-7	0.0-0	2-0	6	0	0
<b>Totals</b>	<b>38</b>	<b>86-25-111</b>	<b>3.0-10</b>	<b>0.0-0</b>	<b>5-24</b>	<b>31</b>	<b>0</b>	<b>1</b>

**Career Highs:** Tackles: 12 at Ohio St. (9/17/05); TFL: 1, three times; INT: 2 vs. UTEP (8/31/06); PBU: 4 at Wyoming (10/9/04); FR: 1 at Ohio St. (9/17/05).

#### BAKER CAREER GAME-BY-GAME

	G	UA-AT-TT	TFL-Yds.	Sacks	Int.	PBU	FF	FR
E. Wash. (9/30/03)	1	0-0-0	0-0	0-0	0	0	0	0
at Ohio St. (9/6/03)			DNP					
at UTEP (9/13/03)	1	1-0-1	0-0	0-0	0	0	0	0
Samford (9/20/03)	1	0-0-0	0-0	0-0	0	0	0	0
at UCLA (9/27/03)			DNP					

## 2006 San Diego State Football Updated Bios

BYU (10/4/03)	1	0-0-0	0-0	0-0	0	0	0	0
at Utah (10/11/03)			DNP					
UNM (10/18/03)	1	0-0-0	0-0	0-0	0	0	0	0
WYO (10/25/03)			DNP					
at UNLV (11/8/03)	1	0-0-0	0-0	0-0	0	0	0	0
at CSU (11/15/03)	1	0-0-0	0-0	0-0	0	0	0	0
Air Force (11/22/03)			DNP					
Idaho St. (9/4/04)	1	2-2-4	0-0	0-0	1-15	2	0	0
at Michigan (9/18/04)			DNP					
Nevada (9/25/04)	1	0-0-0	0-0	0-0	0	1	0	0
at UCLA (10/2/04)	1	3-0-3	0-0	0-0	0	1	0	0
at WYO (10/9/04)	1	1-1-2	0-0	0-0	0	4	0	0
CSU (10/16/04)	1	1-0-1	0-0	0-0	0	0	0	0
at UNM (10/23/04)	1	2-0-2	0-0	0-0	0	1	0	0
Utah (10/30/04)*	1	0-0-0	0-0	0-0	0	2	0	0
at BYU (11/6/04)	1	6-0-6	0-0	0-0	0	0	0	0
at Air Force (11/13/04)	1	1-1-2	0-0	0-0	0	1	0	0
UNLV (11/20/04)	1	0-1-1	0-0	0-0	1-12	1	0	0
UCLA (9/3/05)*	1	3-1-4	0-0	0-0	0	0	0	0
at Air Force (9/10/05)*	1	5-0-5	0-0	0-0	0	0	0	0
at Ohio St. (9/17/05)*	1	9-3-12	0-0	0-0	1-(-3)	1	0	1
San Jose St. (9/24/05)*	1	0-2-2	0-0	0-0	0	3	0	0
BYU (10/1/05)*	1	3-0-3	1.0-1	0-0	0	2	0	0
at UNLV (10/8/05)*	1	1-1-2	0-0	0-0	0	1	0	0
at Utah (10/15/05)*	1	3-3-6	0-0	0-0	0	0	0	0
UNM (10/22/05)*	1	3-2-5	0-0	0-0	0	1	0	0
TCU (10/29/05)*	1	4-0-4	0-0	0-0	0	0	0	0
at CSU (11/12/05)*	1	5-1-6	1-2	0-0	0	1	0	0
WYO (11/19/05)*	1	4-4-8	0-0	0-0	0	1	0	0
at Hawai'i (12/3/05)*	1	2-1-3	0-0	0-0	0	2	0	0
UTEP (8/31/06)*	1	1-0-1	1.0-7	0-0	2-0	2	0	0
at Wisconsin (9/16/06)*	1	5-1-6	0-0	0-0	0	1	0	0
UTAH (9/23/06)*	1	7-0-7	0-0	0-0	0	0	0	0
at SJSU (9/30/06)*	1	1-0-1	0-0	0-0	0	1	0	0
at BYU (10/7/06)			DNP-CD					
AFA (10/21/06)*	1	2-1-3	0-0	0-0	0	0	0	0
CAL POLY (10/28/06)*	1	4-0-4	0-0	0-0	0	1	0	0
at WYO (10/28/06)	1	4-2-6	1.0-0	0-0	0	0	0	0
UNLV (10/28/06)	1	4-0-4	0-0	0-0	0	1	0	0
at TCU (11/18/06)*	1	4-1-5	1.0-2	1.0-2	0	0	0	0

\* = Game started

**2006 Highs:** Tackles: 7 at TCU (11/18/06), vs. Utah (9/23/06); TFL: 1, vs. UTEP (8/31/06); INT: 2 vs. UTEP (8/31/06); PBU: 2 vs. UTEP (8/31/06).



### ► #20 RAY BASS

S, 6-0, 195, Jr.-TR  
Corona, Calif. (Hawai'i)


Came to San Diego State in the fall of 2005, sitting out due to NCAA transfer rules ... One of two possible starters at leftside safety ... Speedy defender and solid all-around athlete.

**2006:** Logged first career interception in his first game as an Aztec versus UTEP ... Also added a pair of solo tackles as a back-up safety ... Had three solo tackles, a tackle for loss and a pass break up in the endzone against Utah ... First career start at San Jose State ... Season-best four stops at BYU and also forced his first career fumble in the endzone ... Another strong game versus Air Force, logging four tackles, including one for loss, and tallying a pair of PBU ... MWC Defensive Player of the Week, after recording a career high eight solo tackles and returning an interception 49 yards for a touchdown against UNLV ... Made his first start at leftside safety against the Rebels and at TCU ... Recorded a school-record eight kickoff returns for 188 yards, including a long of 74 against the Horned Frogs, while also logging five tackles on defense.

### BASS' CAREER STATS

Career Statistics	G	UA-AT-TT	TFL-Yds.	Sacks	Int.	PBU	FF	FR
2006	10	27-3-30	4.0-6	0-0	2-49	5	1	0

**Career/2006 Highs:** Tackles: 8 vs. UNLV (11/11/06); TFL: 1, three times; INT: 1 vs. UNLV (11/11/06), UTEP (8/31/06); PBU: 2 vs. AFA (10/21/06); FF: 1 at BYU (10/7/06).



### ► #37 BRANDON BORNES

RB, 6-1, 225, Jr.-2L,  
Vista, Calif. (Rancho Buena Vista HS)

A major contributor in his first two years of competition ... Took over starting running-back duties down the stretch in 2004, and also spent his freshman season returning kickoffs ... A physical runner who is rarely brought down by one defender ... Starter at halfback ... Reached the 1,000 career mark in rushing yards at BYU.

**2006:** Had one carry against UTEP and at Wisconsin ... First start of the season versus Utah, logging four carries for 10 yards ... Had eight carries for 35 yards with a long of 13 at San Jose State ... Season-high 31 yards on nine carries, while adding two receptions and a touchdown at BYU ... Season-long 14-yard run versus Air Force ... One catch and one carry versus Cal Poly ... Season-high 16 carries for 60 yards and a 9-yard touchdown run in the win over UNLV ... 26-yard kickoff return at TCU.

### BORNES' CAREER STATS

Career Statistics	Rushing					Receiving			
	G	Att.	Yds.	TD	Avg.	No.	Yds.	TD	Avg.
2004	11	133	578	6	4.3	3	27	0	9.0
2005	12	92	369	2	4.0	12	72	0	6.0
2006	10	46	165	2	3.6	3	27	0	9.0
Totals	33	271	1,112	10	4.1	18	126	0	7.0

**Career Highs:** Carries: 28 at Air Force (11/13/04); Rushing Yards: 112 vs. Utah (10/30/04); Rushing TDs: 2 at Air Force (11/13/04); Long Rush: 41 vs. Utah (10/30/04); Receptions: 3 vs. UCLA (9/3/05), at UNLV (10/8/05); Receiving Yards: 31 vs. UCLA (9/3/05); Long Reception: 15 vs. UCLA (9/3/05).

### BORNES CAREER GAME-BY-GAME

	Rushing					Receiving		
	Att.	Yds.	TD	Avg.	No.	Yds.	TD	Avg.
Idaho State (9/4/04)	8	46	1	5.8	0	0	0	0.0
at Michigan (9/18/04)	2	2	0	1.0	0	0	0	0.0
Nevada (9/25/04)	9	59	1	6.6	0	0	0	0.0
at UCLA (10/2/04)*	9	62	1	6.9	0	0	0	0.0
at Wyoming (10/9/04)	4	9	0	2.3	0	0	0	0.0
Colorado State (10/16/04)	5	27	0	5.4	0	0	0	0.0
at New Mexico (10/23/04)	11	22	0	2.0	0	0	0	0.0
Utah (10/30/04)	17	112	0	6.6	1	2	0	2.0
at BYU (11/6/04)	19	60	1	3.2	1	12	0	12.0
at Air Force (11/13/04)*	28	103	2	3.7	0	0	0	0.0
UNLV (11/20/04)*	21	76	0	3.6	1	13	0	13.0
UCLA (9/3/05)	4	21	0	5.3	3	31	0	10.3
at Air Force (9/10/05)	2	19	0	9.5	1	9	0	9.0
at Ohio St. (9/17/05)	3	6	0	2.0	0	0	0	0.0
San Jose St. (9/24/05)	8	29	0	3.6	1	5	0	5.0
BYU (10/1/05)	18	77	1	4.3	1	7	0	7.0
at UNLV (10/8/05)*	11	33	0	3.0	3	3	0	1.0
at Utah (10/15/05)*	25	78	0	3.1	1	9	0	9.0
UNM (10/22/05)*	2	32	0	16.0	1	2	0	2.0
TCU (10/29/05)*	4	14	0	3.5	0	0	0	0.0
at CSU (11/12/05)	6	23	0	3.8	0	0	0	0.0
WYO (11/19/05)*	4	25	1	6.2	1	6	0	6.0
at Hawai'i (12/3/05)	5	12	0	2.4	0	0	0	0.0
UTEP (8/31/06)	1	-3	0	0.0	0	0	0	0.0
at Wisconsin (9/16/06)	1	3	0	3.0	0	0	0	0.0
UTAH (9/23/06)*	4	10	0	2.5	0	0	0	0.0
at SJSU (9/30/06)	8	35	0	4.4	0	0	0	0.0

## 2006 San Diego State Football Updated Bios

at BYU (10/7/06)*	9	31	1	3.4	2	18	0	9.0
AFA (10/21/06)	1	14	0	14.0	0	0	0	0.0
CAL POLY (10/28/06)*	1	3	0	3.0	1	9	0	9.0
at WYO (11/4/06)*	1	4	0	4.0	0	0	0	0.0
UNLV (11/11/06)*	16	60	1	3.8	0	0	0	0.0
at TCU (11/18/06)	4	8	0	2.0	0	0	0	0.0

\* = Game started

**2006 Highs:** Carries: 16 vs. UNLV (11/11/06); Rushing Yards: 60 vs UNLV (11/11/06); Rec.: 2 at BYU (10/6/06); Receiving Yards: 18 at BYU (10/6/06).



### ► #64 MATT CALLAHAN

**OL, 6-7, 295, Jr.-2L,  
Walnut Creek, Calif. (Ygnacio Valley HS)**

A veteran on the offensive line who has played in 18 career contests ... Was listed as the backup at right tackle a year ago ... A walk-on who is an intelligent player and hard worker.

**2006:** Backup at left tackle for the first four games ... The backup at right guard versus BYU and Air Force and Cal Poly games ... Backup at left tackle against Wyoming, TCU and New Mexico ... Has yet to play this season.



### ► #23 TYLER CAMPBELL

**RB, 6-0, 215, So.-RS,  
Austin, Texas. (Pasadena JC)**

Came to SDSU during fall camp 2005, redshirting the season ... Offensive scout team player of the year ... Listed as the backup at halfback and also plays on special teams.

**2006:** Had one carry for four yards against UTEP ... Also returned three kickoffs for 47 yards with a long of 19 ... Logged second carry of the season against Utah ... First career touchdown on his fourth career carry, reaching the endzone on a one-yard run at San Jose State ... Scored his second career TD at BYU on another one-yard run in the third quarter ... One carry and returned a kickoff against Air Force ... Career best three carries for five yards against UNLV.

#### CAMPBELL'S CAREER STATS

Career Statistics	Rushing					Receiving			
	G	Att.	Yds.	TD	Avg.	No.	Yds.	TD	Avg.
2006	10	10	7	2	0.7	0	0	0	0.0

Kickoff Returns	Att.	Yds.	TD	Avg.	Long
2006	4	56	0	14.0	19

**Career/2006 Highs:** Carries: 3 vs. UNLV (11/11/06); Rushing Yards: 5 vs. UNLV (11/11/06); Rushing TD: 1 at BYU (10/7/06), at SJSU (9/30/06); Longest KO Return: 19 vs. UTEP (8/31/06).



### ► #3 KEVIN CRAFT

**QB, 6-5, 200, Fr.-RS,  
Valley Center, Calif. (Valley Center HS)**

Started five times in 2006, and currently is the backup at QB entering the New Mexico game ... A dual-threat quarterback, who will compete for playing time ... Joined the team in January 2005 after signing in February of 2004 .

**2006:** Did not play against UTEP or Wisconsin ... Made his Aztec debut in the fourth quarter against Utah ... Came off the bench in the third quarter at San Jose State, running for 10 yards on two carries and completing three of

his seven pass attempts ... Logged his first career start at BYU, completing 20 of his 32 passes for 216 yards, including a long of 41 ... Second straight start versus Air Force, throwing for 133 yards and connecting on his first career TD pass, a 49-yarder to Chaz Schilens ... Was 12-for-19 (63 percent) against the Falcons ... Threw for a career best two touchdowns versus Cal Poly, completing 10 of his 15 passes ... Starter at Wyoming, tossing a 60-yard TD to Chaz Schilens ... Started against UNLV ... Came off the bench at TCU, throwing 10 times and logging one carry.

#### CRAFT'S CAREER PASSING STATS

Career Statistics	G	Att.	Com.	INT	Yds.	TDs	Eff.	Tot. Off.
2006	8	113	65	6	682	4	109.28	669

#### CRAFT CAREER GAME-BY-GAME

	Passing					Rushing		
	Att.	Com.	INT	Yds.	TDs	Att.	Yds.	TDs
UTEP (8/31/06)								
at Wisconsin (9/16/06)								
Utah (9/23/06)	1	0	1	0	0	1	1	0
at SJSU (9/30/06)	7	3	1	7	0	2	10	0
at BYU (10/7/06)*	32	20	1	216	0	5	2	0
AFA (10/21/06)*	19	12	0	133	1	3	-7	0
CAL POLY (10/28/06)*	15	10	0	157	2	10	-18	0
at WYO (11/4/06)*	15	6	1	98	1	5	-7	0
UNLV (11/11/06)*	14	9	1	68	0	0	0	0
at TCU (11/18/06)	10	5	1	3	0	1	6	0

\* = Game started

**Career/2006 Highs:** Attempts: 32 at BYU (10/7/06); Completions: 20 at BYU (10/7/06); Passing Yards: 216 at BYU (10/7/06); Passing TDs: 2 vs. Cal Poly (10/28/06); Carries: 10 vs. Cal Poly (10/28/06); Rushing Yards: 10 at SJSU (9/30/06).



### ► #41 TONY DEMARTINIS

**DL, 6-5, 255, Fr.-RS,  
Sun Valley, Calif. (Notre Dame HS)**

Second on the depth chart at defensive end ... Has seen plenty of playing time on a defensive line which returns three of four starters.

**2006:** First career games against UTEP, Wisconsin, Utah and San Jose State ... First career tackle was behind the line of scrimmage at BYU ... Two stops versus Air Force and TCU.

#### DEMARTINIS' CAREER STATS

Career Statistics	G	UA-AT-TT	TFL-Yds.	Sacks	Int.	PBU	FF	FR
2006	8	1-4-5	1.0-1	0-0	0-0	0	0	0




### ► #62 BRANDYN DOMBROWSKI

**OL, 6-6, 335, Jr.-2L,  
Henderson, Nev. (Green Valley HS)**

Two-year returning starter ... Played and started every contest at right guard a year ago after an injury-plagued red-shirt freshman season ... Started 27 games, including each of the last 26.

**2006:** Started two games at left guard and eight games at right guard in 2006.



### ► #29 KWINCY EDWARDS

**DB, 5-11, 165, Fr.-RS,  
Palmdale, Calif. (Palmdale HS)**

Appeared on the depth chart at cornerback as a true freshman, but was able to preserve his redshirt year ... The backup at one cornerback spot behind returning starter Terrell Maze.

**2006:** Has yet to play this season.



2006 San Diego State Football Updated Bios



► #65 WHITLEY FEHOKO

OL, 6-0, 320, Fr.-HS,  
Honolulu, Hawaii (Farrington HS)

Only true freshman on the two-deep ... One of the team's strongest players, who was an all-state and Nike All-American as a prep ... Listed as one of the starters at left guard entering the New Mexico contest.

2006: Did not play against UTEP, Wisconsin or Utah ... Made his Aztec debut in the second half against San Jose State ... Has been in the Aztec starting lineup since the BYU game (six starts) ... One tackle at TCU.



► #92 SIAOSI FIFITA

DE, 6-4, 260, So.-1L,  
Van Nuys, Calif. (Birmingham HS)

In the mix for even more playing time on the defensive line after appearing in every contest a year ago ... Figures to become a prominent player as his career unfolds ... Backup at one defensive end spot behind starter Nick Osborn.


2006: Did not play in the opener ... First action of 2006 at Wisconsin, tallying a tackle assist ... One stop at BYU ... Also played against Utah, San Jose State, Air Force and Cal Poly and Wyoming but did not have a tackle ... One assist-

stop versus UNLV.

FIFITA'S CAREER STATS

Career Statistics	G	UA-AT-TT	TFL-Yds.	Sacks	Int.	PBU	FF	FR
2005	12	3-7-10	0-0	0-0	0-0	0	0	0
2006	9	0-3-3	0-0	0-0	0-0	0	0	0
Totals	21	3-10-13	0-0	0-0	0-0	0	0	0

Career Highs: Tackles: 3 at Hawai'i (12/3/05).



► #31 REGGIE GRIGSBY

S, 6-0, 205, Sr.-3L,  
Oceanside, Calif. (El Camino HS)

Aztec's top returning tackler who is slated to start at safety for the second year in a row ... Has continued SDSU's tradition of producing top-notch safeties ... Was an important member of the rotation in the secondary his first two campaigns ... An athletic, physical player, who boasts a strong work ethic ... Missed the first two weeks of fall camp with a broken bone in his leg.

2006: Did not play in the opener with UTEP ... In the starting line-up at Wisconsin, tallying four solo tackles ... Four stops versus Utah ... Season-high six tackles and forced a fumble that led to a TD at San Jose State ... Did not play against BYU (injury) ... Returned to action in the win over Air Force, tallying five tackles in a starting role ... Recovered his third career fumble vs. Cal Poly ... Five stops at Wyoming ... Six tackles and a pair of PBU in the win over UNLV.

GRIGSBY'S CAREER STATS

Career Statistics	G	UA-AT-TT	TFL-Yds.	Sacks	Int.	PBU	FF	FR
2003	12	10-11-21	0-0	0-0	0	0	0	2
2004	9	3-2-5	0-0	0-0	1-22	2	0	0
2005	12	57-33-90	1.0-2	0-0	1-21	3	1	0
2006	8	24-12-36	0-0	0-0	0-0	3	1	1
Totals	41	94-58-152	1.0-2	0-0	2-43	8	2	3

Career Highs: Tackles: 12 at Air Force (9/10/05); TFL: 1 vs. UCLA (9/3/05); Int.: 1, twice; FF: 1 at San Jose State (9/30/06), Utah (10/15/05); FR: 1 vs. Cal Poly (10/28/06), New Mexico (10/18/03), at Texas-El Paso (9/13/03); PBU: 2 vs. UNLV (11/11/06), BYU (10/1/05).

GRIGSBY CAREER GAME-BY-GAME

	G	UA-AT-TT	TFL-Yds.	Sacks	Int.	PBU	FF	FR
E. Wash. (9/30/03)	1	2-1-3	0-0	0-0	0	0	0	0
at Ohio St. (9/6/03)	1	0-1-1	0-0	0-0	0	0	0	0

at UTEP (9/13/03)	1	1-1-2	0-0	0-0	0	0	0	1-0
Samford (9/20/03)	1	0-0-0	0-0	0-0	0	0	0	0
at UCLA (9/27/03)	1	1-0-1	0-0	0-0	0	0	0	0
BYU (10/4/03)	1	1-2-3	0-0	0-0	0	0	0	0
at Utah (10/11/03)	1	0-2-2	0-0	0-0	0	0	0	0
UNM (10/18/03)	1	4-1-5	0-0	0-0	0	0	0	1-0
WYO (10/25/03)	1	1-1-2	0-0	0-0	0	0	0	0
at UNLV (11/8/03)	1	0-1-1	0-0	0-0	0	0	0	0
at CSU (11/15/03)	1	0-1-1	0-0	0-0	0	0	0	0
Air Force (11/22/03)	1	0-0-0	0-0	0-0	0	0	0	0
Idaho St. (9/4/04)	1	1-1-2	0-0	0-0	0	1	0	0
at Michigan (9/18/04)	1	0-0-0	0-0	0-0	0	0	0	0
Nevada (9/25/04)	1	2-0-2	0-0	0-0	0	0	0	0
at UCLA (10/2/04)	1	0-0-0	0-0	0-0	0	0	0	0
at WYO (10/9/04)	1	0-0-0	0-0	0-0	0	0	0	0
CSU (10/16/04)	1	0-0-0	0-0	0-0	1-22	1	0	0
at UNM (10/23/04)	1	0-0-0	0-0	0-0	0	0	0	0
Utah (10/30/04)				DNP				
at BYU (11/6/04)	1	0-1-1	0-0	0-0	0	0	0	0
at Air Force (11/13/04)				DNP				
UNLV (11/20/04)	1	0-0-0	0-0	0-0	0	0	0	0
UCLA (9/3/05)*	1	4-2-6	1.0-2	0-0	0	0	0	0
at Air Force (9/10/05)*	1	8-4-12	0-0	0-0	0	1	0	0
at Ohio St. (9/17/05)*	1	4-5-9	0-0	0-0	0	0	0	0
San Jose St. (9/24/05)*	1	2-2-4	0-0	0-0	0	0	0	0
BYU (10/1/05)*	1	5-1-6	0-0	0-0	0	2	0	0
at UNLV (10/8/05)*	1	5-4-9	0-0	0-0	0	0	0	0
at Utah (10/15/05)*	1	8-3-11	0-0	0-0	1-21	0	1	0
UNM (10/22/05)*	1	8-3-11	0-0	0-0	0	0	0	0
TCU (10/29/05)*	1	6-1-7	0-0	0-0	0	0	0	0
at CSU (11/12/05)*	1	1-3-4	0-0	0-0	0	0	0	0
WYO (11/19/05)*	1	4-3-7	0-0	0-0	0	0	0	0
at Hawai'i (12/3/05)*	1	2-2-4	0-0	0-0	0	0	0	0
UTEP (8/31/06)				DNP-INJ				
at Wisconsin (9/16/06)*	1	4-0-4	0-0	0-0	0	0	0	0
UTAH (9/23/06)*	1	4-0-4	0-0	0-0	0	0	0	0
at SJSU (9/23/06)	1	3-3-6	0-0	0-0	0	1	1	0
at BYU (10/7/06)				DNP-INJ				
AFA (10/21/06)*	1	2-3-5	0-0	0-0	0	0	0	0
CAL POLY (10/28/06)*	1	3-0-3	0-0	0-0	0	0	0	1
at WYO (11/4/06)*	1	2-3-5	0-0	0-0	0	0	0	0
UNLV (11/11/06)*	1	4-2-6	0-0	0-0	0	2	0	0
at TCU (11/18/06)*	1	2-1-3	0-0	0-0	0	2	0	0

\* = Game started

2006 Highs: Tackles: 6 vs UNLV (11/11/06), at SJSU (9/30/06); PBU: 2 vs. UNLV (11/11/06); FF: 1 at SJSU (9/30/06); FR: 1 vs. Cal Poly (10/28/06).



► #22 LYNELL HAMILTON

RB, 6-0, 225, Jr.-2L,  
Stockton, Calif. (Edison HS)

SDSU's top rusher each of his two competitive campaigns on Montezuma Mesa ... 2006 Maxwell Award watch list (collegiate player of the year) ... 2,051 career rushing yards is 10th in SDSU history, while his 478 carries are sixth ... Is the 10th Aztec to run for 2,000 yards ... Has recorded eight career 100-yard rushing games and four with at least 150 yards ... Three-time Doak Walker Award nominee (top collegiate running back) ... Spent the 2004 season on the red-shirt list as he continued to recover from the broken ankle that ended his rookie season ... Arrived on Montezuma Mesa in 2003 as one of the most decorated recruits in nearly two decades and lived up to the hype by producing the best rookie season by an Aztec since Marshall Faulk ... A first-team freshman All-American by Rivals.com and The Sporting News ... Mountain West Conference freshman of the year and just the second player in league history named first-team all-conference as a freshman ... The only offensive player in the country to make first-team all-league as a frosh in 2003.

## 2006 San Diego State Football Updated Bios

**2006:** Career high six receptions against both UTEP (4-64 yards) and Wisconsin (4-26 yards) ... Career-best 36-yard reception versus UTEP ... 20 carries against the Miners and 11 versus the Badgers ... Ran for 53 yards on 16 carries versus Utah and also added three receptions for 12 yards ... Missed the three games due to a torn meniscus in his left knee suffered in the Utah game ... Dressed by did not play against Air Force ... Returned from injury against Cal Poly, logging four carries for 24 yards, and Wyoming, when he carried three times for nine yards ... Missed the UNLV and TCU games due to injury.

### HAMILTON'S CAREER STATS

Career Statistics	Rushing					Receiving			
	G	Att.	Yds.	TD	Avg.	No.	Yds.	TD	Avg.
2003	10	234	1087	4	4.6	13	100	1	7.7
2004	DNP - Redshirt								
2005	11	190	819	9	4.3	26	144	0	5.5
2006	5	54	145	1	2.7	15	102	0	6.8
<b>Totals</b>	<b>26</b>	<b>478</b>	<b>2,051</b>	<b>14</b>	<b>4.3</b>	<b>54</b>	<b>346</b>	<b>1</b>	<b>6.4</b>

**Career Highs:** Carries: 40 vs. Wyoming (10/25/03); **Rushing Yards:** 220 vs. Samford (9/20/03); **Rushing TDs:** 2, three times; **Longest Rush:** 53 vs. BYU (10/1/05); **Receptions:** 6 vs. UTEP (8/31/06), at Wisconsin (9/16/06); **Receiving Yards:** 64 vs. UTEP (8/31/06); **Long Reception:** 36 vs. UTEP (8/31/06).

### HAMILTON CAREER GAME-BY-GAME

	Rushing					Receiving		
	Att.	Yds.	TD	Avg.	No.	Yds.	TD	Avg.
Eastern Wash. (9/30/03)	23	113	2	4.9	0	0	0	0.0
at Ohio State (9/6/03)*	17	69	0	4.1	1	8	0	8.0
at Texas-El Paso (9/13/03)*	22	107	0	4.9	2	26	0	13.0
Samford (9/20/03)*	31	220	1	7.1	2	19	1	9.5
at UCLA (9/27/03)*	20	87	0	4.4	4	12	0	3.0
BYU (10/4/03)*	22	74	0	3.4	1	27	0	27.0
at Utah (10/11/03)*	17	49	0	2.9	1	-4	0	-4.0
New Mexico (10/18/03)*	18	56	1	3.1	1	4	0	4.0
Wyoming (10/25/03)	40	218	0	5.5	0	0	0	0.0
at UNLV (11/8/03)*	24	94	0	3.9	1	8	0	8.0
at Colorado State (11/15/03)	DNP-INJ							
Air Force (11/22/03)	DNP-INJ							
UCLA (9/3/05)*	24	82	2	3.4	5	35	0	7.0
at Air Force (9/10/05)*	15	65	1	4.3	2	19	0	9.5
at Ohio St. (9/17/05)*	7	10	0	1.4	3	11	0	3.8
San Jose State (9/24/05)*	19	72	1	3.8	4	25	0	6.3
BYU (10/1/05)	30	161	2	5.4	1	-6	0	-6.0
at UNLV (10/8/05)	5	14	0	2.8	1	8	0	8.0
at Utah (10/15/05)	DNP-INJ							
UNM (10/22/05)*	9	28	0	3.1	1	7	0	7.0
TCU (10/29/05)	7	15	0	2.5	1	3	0	3.0
at CSU (11/12/05)*	21	108	1	5.1	2	12	0	6.0
WYO (11/19/05)*	27	154	1	5.7	4	16	0	4.0
at Hawai'i (12/3/05)*	26	110	1	4.2	2	14	0	7.0
UTEP (8/31/06)*	20	40	1	2.0	6	64	0	10.7
at Wisconsin (9/16/06)*	11	19	0	1.7	6	26	0	4.3
UTAH (9/23/06)*	16	53	0	3.3	3	12	0	4.0
at SJSU (9/30/06)	DNP-INJ							
at BYU (10/7/06)	DNP-INJ							
AFA (10/21/06)	DNP-INJ							
CAL POLY (10/28/06)	4	24	0	6.0	0	0	0	0.0
at WYO (11/4/06)	3	9	0	3.0	0	0	0	0.0
UNLV (11/11/06)	DNP-INJ							
at TCU (11/18/06)*	DNP-INJ							

\* = Game started

**2006 Highs:** Carries: 20 vs. UTEP (8/31/06); **Rushing Yards:** 53 vs. Utah (9/23/06); **Rushing TDs:** 1 vs. UTEP (8/31/06); **Longest Rush:** 12 vs. UTEP (8/31/06); **Receptions:** 6 vs. UTEP (8/31/06), vs. Wisconsin (9/16/06); **Receiving Yards:** 64 vs. UTEP (8/31/06); **Long Reception:** 36 vs. UTEP (8/31/06).



### ▶ #21 ATIYAH HENDERSON

RB, 5-9, 185, Fr.-RS,  
Rockledge, Fla. (Rockledge HS)

Had an outstanding spring season after redshirting during the fall ... First on the depth chart at tailback ... A speedster with great one-on-one moves ... Also could play a part in the return game ... Third in the MWC in rushing yards per game in league only (74.5/g) outings and is fourth in overall contests (68.5/g).

**2006:** Made Aztec debut versus UTEP... One carry for no yards against the Miners .. Played at Wisconsin ...

Outstanding performance against Utah, carrying 12 times for 98 yards, including a long of 40 ... First career start at San Jose State, recording 98 yards rushing for the second straight game on a then team season-high 24 carries ... Caught his first career pass for six yards against the Spartans ... Carried 21 times for 93 yards and caught two passes for 10 yards at BYU ... Career night in the win over Air Force, rushing for a career-best 142 yards on a 25 carries ... Averaged 5.7 yards per carry with a long of 26 ... Set up SDSU's winning field goal with a 19-yard run on third and eight ... 60 yards rushing in the fourth quarter versus the Falcons ... Fifth straight game with 90 or more yards on the ground, logging a career-best 26 carries for 140 yards against Cal Poly ... Nine carries for 30 yards and a career-high three receptions at Wyoming ... Had 22 carries and three catches in the game with UNLV ... Career best four receptions, with a long of 11 yards, at TCU.

### HENDERSON'S CAREER STATS

Career Statistics	Rushing					Receiving			
	G	Att.	Yds.	TD	Avg.	No.	Yds.	TD	Avg.
2006	10	152	685	0	4.5	15	43	0	2.9

**Career/2006 Highs:** Carries: 26 vs. Cal Poly (10/28/06); **Rushing Yards:** 142 vs. AFA (10/21/06); **Long Rush:** 40 vs. Utah (9/23/06); **Receptions:** 4 at TCU (11/18/06); **Receiving Yards:** 17 at TCU (11/18/06); **Long Rec.:** 11 at TCU (11/18/06).

### HENDERSON CAREER GAME-BY-GAME

	Rushing					Receiving		
	Att.	Yds.	TD	Avg.	No.	Yds.	TD	Avg.
UTEP (8/31/06)	1	0	0	0.0	0	0	0	0.0
at Wisconsin (9/16/06)	0	0	0	0.0	0	0	0	0.0
UTAH (9/23/06)	12	98	0	2.5	0	0	0	0.0
at SJSU (9/30/06)*	24	98	0	4.1	1	6	0	6.0
at BYU (10/7/06)*	21	93	0	4.4	2	10	0	5.0
AFA (10/21/06)*	25	142	0	5.7	2	2	0	1.0
CAL POLY (10/28/06)*	26	140	0	5.4	0	0	0	0.0
at WYO (11/4/06)*	9	30	0	3.3	3	8	0	2.7
UNLV (11/11/06)*	22	62	0	2.8	3	0	0	0.0
at TCU (11/18/06)*	12	22	0	1.8	4	17	0	4.3

\* = Game started



### ▶ #17 MICHAEL HUGHES

P/K, 6-1, 190, Jr.-2L,  
Moreno Valley, Calif. (Canyon Springs HS)

A tremendous punter who also serves as the backup place-kicker ... Had a breakout season as a sophomore, ranking in the top 10 nationally and finishing with the school's third-best season punting average (44.8) ... Second team all-conference, *College Football News* honorable mention All-American ... Also handled the majority of the kickoff duties in 2005 ... Missed first week of fall camp due to an injury to his kicking foot ... 2006 Ray Guy Award Watch List ...Third in school history in career punts (153) and yardage (6,373).

**2006:** Two punts against UTEP ... Career-high 12 punts at Wisconsin for 478 yards, including a long of 52 yards ... 12 punts matched a school single-game record ... Season-best 53-yarder against Utah, averaging 40.8 yards on four punts ... Matched his season best with a 53-yard punt at BYU, averaging 41.6 yards on five kicks ... Season high average of 45.7 on three punts versus Air Force, including another 53-yarder ... Career game at Wyoming, averaging 52.2 yards on five kicks,

## 2006 San Diego State Football Updated Bios

dropping on inside the 20 and booting another 64 yards ... 52.2 game average is third in SDSU history ... Just one kick vs. UNLV, leaving the game in the first quarter with a shoulder injury ... Did not play at TCU.

### HUGHES' CAREER STATS

Career Statistics	G	No.	Yds.	Avg.	Long	TB	FC	I20	Blk.
2004	11	44	1,670	38.0	58	2	1	12	0
2005	12	67	3,003	44.8	78	10	3	19	0
2006	9	42	1,700	40.5	64	6	6	6	0
Totals	32	153	6,373	41.7	78	18	10	37	0

**Career Highs:** Punts: 12 at Wisconsin (9/16/06); Yards: 483 at Ohio St. (9/17/05); Avg.: 52.2 (5-for-261) at Wyoming (11/4/06).

**2006 Highs:** Punts: 12 at Wisconsin (9/16/06); Yards: 478 at Wisconsin (9/16/06); Avg.: 52.2 (5-for-261) at Wyoming (11/4/06); Long: 64 at Wyoming (11/4/06).



### ▶ #39 SCOTTY JAMES

DB, 5-10, 175, Jr.-TR,  
Elsinore, Calif. (Mt. San Jacinto JC)

A transfer, who originally attended SDSU out of high school, but later transferred to Mt. San Jacinto in 2004 to play basketball ... Played with the Eagles' football team in 2005 ... The backups at one cornerback spot behind returning starter Donny Baker.

**2006:** Played in five games ... First action in an Aztec uniform at Wisconsin ... A reserve on special teams at BYU and versus Air Force and Cal Poly ... Played on defense in the fourth quarter of the TCU contest, logging one solo tackle.



### ▶ #75 PATRICK JUSTMAN

OL, 6-6, 300, Sr.-2L,  
Palo Alto, Calif. (Palo Alto HS)

Has played the most career games of any returning Aztec offensive lineman ... Appeared in 33 career contests, making 21 starts ... Starter at center.

**2006:** Made his first 10 career starts at center ... Semifinalist for the National Football Foundation's Draddy Trophy, which honors academic success, football performance and community leadership ... All-district academic and is up for Academic All-America honors.



### ▶ #88 MATTHEW KAWULOK

TE, 6-2, 220, Fr.-RS,  
Boulder, Colo. (Monarch HS)

Redshirted as a true freshman ... Missed spring drills with a torn pectoral muscle ... Returned in time for the fall and is currently one of the starters at tight end.

**2006:** Six starts ... Logged his first career reception - a 23-yarder - in his first career game against UTEP ... First career starts against Wisconsin, SJSU, Utah, BYU and Cal Poly ... One catch for four yards at SJSU ... Career-long 24-yard reception in the win over Air Force ... Returned a kick-off 15 yards at Wyoming ... One catch vs. UNLV (15 yards) and at TCU.

### KAWULOK'S CAREER STATS

Career Statistics	Receiving				
	G	No.	Yds.	TD	Avg.
2006	10	5	65	0	13.0

**Career/2006 Highs:** Rec.: 1 at TCU (11/1/8/06), vs. UNLV (11/11/06), AFA (10/21/06), at SJSU (9/30/06), vs. UTEP (8/31/06); Rec. Yards: 24 vs. AFA (10/21/06).



### ▶ #70 MIKE KRAVETZ

OL, 6-6, 310, Jr.-1L,  
Las Vegas, Nev. (Durango HS)

Was the opening-game starter at right tackle in 2005, before suffering an ankle injury, which limited him to just two contests ... Returned to action during spring practices and is the starter at right tackle.

**2006:** Started on the offensive line in the first 10 games at right tackle.



### ▶ #36 BRETT MARTIN

LB, 6-0, 235, Jr.-2L,  
Corona, Calif. (Centennial HS)

A talented member of San Diego State's linebacking corps ... An intense competitor and energetic, speedy backer whose role will continue to grow ... Starter at weakside linebacker entering the New Mexico contest.

**2006:** Played against UTEP, but did not tally a tackle ... First tackle of the season at Wisconsin ... Season-high three stops versus Utah ... One tackle at San Jose State ... First start of 2006 at BYU, making one solo tackle ... Second straight starting assignment versus Air Force, logging a career-best seven stops ... Starter against Cal Poly and Wyoming, making a combined five tackles ... Two stops and a pass breakup in the win over UNLV ... Two stops at TCU.

### MARTIN'S CAREER STATS

Career Statistics	G	UA-AT-TT	TFL-Yds.	Sacks	Int.	PBU	FF	FR
2004	7	8-1-9	0-0	0-0	0	0	0	0
2005	9	12-18-30	2.5-4	0-0	1-23	2	1	0
2006	10	12-10-22	0-0	0-0	0-0	1	0	0
Totals	26	32-29-61	2.5-4	0-0	1-23	3	1	0

**Career Highs:** Tackles: 7 vs. AFA (10/21/06); TFL: 1.0 vs. UNM (10/22/05), at UNLV (10/8/05); INT: 1, vs. TCU (10/29/05); PBU: 2, at Ohio St. (9/17/05); FF: 1 at Air Force (9/10/05).

### ▶ #63 PETER MANUMA

OL, 6-4, 280, Jr.-TR,  
Long Beach, Calif. (Long Beach CC)

Played offensive line for the Mission Conference American Division Champions at Long Beach CC ... Attended Long Beach Poly High School ... Came to SDSU mid-way through fall camp ... Is the backup at right tackle.

**2006:** Did not play in the first nine games, before appearing in the TCU contest.



### ▶ #51 JOE MARTIN

LB, 6-2, 230, Sr.-3L,  
Palmdale, Calif. (Paraclete HS)

Played all three linebacker positions in 2005, but moves into the middle for his senior campaign ... Vocal leader who had an outstanding conference season a year ago, ranking in the top six in the MWC in tackles ... Originally a walk-on at SDSU ... One of four team season captains.

**2006:** Tied for team lead with six tackles, including one for a loss, against UTEP ... Eight stops with one for loss, forced his first career fumble and also logged a pass breakup at Wisconsin ... Five tackles and one PBU against Utah ... First Aztec to log double-figures in tackles in 2006, finishing with 11 at San Jose State ... Eight stops at BYU ... MWC Defensive Player of the Week following the win over Air Force after recording a career-high 16 tackles, including a sack for a loss of nine yards ... Made four stops versus Cal Poly ... Had 15 tackles at Wyoming, including a sack for five yards ... Seven stops, with a pair of tackles for loss, in the win over UNLV ... Seven solo efforts at TCU ... Currently fourth in the MWC in tackles per game (8.7), which is 39th nationally.

## 2006 San Diego State Football Updated Bios

### MARTIN'S CAREER STATS

Career Statistics	G	UA-AT-TT	TFL-Yds.	Sacks	Int.	PBU	FF	FR
2003	12	6-2-8	0	0-0	0-0	0	0	0
2004	9	9-7-16	0	0-0	0-0	0	0	0
2005	11	39-42-81	4.0-10	1.5-7	1-86	2	0	0
2006	10	48-39-87	6.0-23	2.0-14	0-0	2	1	0
<b>Totals</b>	<b>42</b>	<b>102-90-192</b>	<b>10.0-33</b>	<b>3.5-21</b>	<b>1-86</b>	<b>4</b>	<b>1</b>	<b>0</b>

**Career Highs:** Tackles: 16 vs. AFA (10/21/06); TFL: 2, vs. UNLV (11/11/06), TCU (10/29/05); Sacks: 1, three times; INT: 1 at UNLV (10/5/04); PBU: 1 four times; FF: 1 at Wisconsin (9/16/06).

### MARTIN CAREER GAME-BY-GAME

	G	UA-AT-TT	TFL-Yds.	Sacks	Int.	PBU	FF	FR
E. Wash. (9/30/03)	1	0-0-0	0-0	0-0	0	0	0	0
at Ohio St. (9/6/03)	1	0-0-0	0-0	0-0	0	0	0	0
at UTEP (9/13/03)	1	0-0-0	0-0	0-0	0	0	0	0
Samford (9/20/03)	1	0-1-1	0-0	0-0	0	0	0	0
at UCLA (9/27/03)	1	0-1-1	0-0	0-0	0	0	0	0
BYU (10/4/03)	1	0-0-0	0-0	0-0	0	0	0	0
at Utah (10/11/03)	1	1-0-1	0-0	0-0	0	0	0	0
UNM (10/18/03)	1	0-0-0	0-0	0-0	0	0	0	0
WYO (10/25/03)	1	0-0-0	0-0	0-0	0	0	0	0
at UNLV (11/8/03)	1	0-0-0	0-0	0-0	0	0	0	0
at CSU (11/15/03)	1	1-0-1	0-0	0-0	0	0	0	0
Air Force (11/22/03)	1	4-0-4	0-0	0-0	0	0	0	0
Idaho St. (9/4/04)	1	2-2-4	0-0	0-0	0	0	0	0
at Michigan (9/18/04)	1	0-0-0	0-0	0-0	0	0	0	0
Nevada (9/25/04)	1	1-1-2	0-0	0-0	0	0	0	0
at UCLA (10/2/04)	1	1-0-1	0-0	0-0	0	0	0	0
at WYO (10/9/04)	1	0-0-0	0-0	0-0	0	0	0	0
CSU (10/16/04)	1	0-0-0	0-0	0-0	0	0	0	0
at UNM (10/23/04)*	1	2-2-4	0-0	0-0	0	0	0	0
Utah (10/30/04)			DNP					
at BYU (11/6/04)			DNP					
at Air Force (11/13/04)	1	1-1-2	0-0	0-0	0	0	0	0
UNLV (11/20/04)*	1	2-1-3	0-0	0-0	0	0	0	0
UCLA (9/3/05)*	1	1-4-5	0.5-0	0-0	0	0	0	0
at Air Force (9/10/05)*	1	2-4-6	0-0	0-0	0	0	0	0
at Ohio St. (9/17/05)*	1	0-2-2	0-0	0-0	0	0	0	0
San Jose St. (9/24/05)			DNP-INJ					
BYU (10/1/05)*	1	3-3-6	0-0	0-0	0	1	0	0
at UNLV (10/8/05)	1	3-5-8	0.5-4	0.5-4	1-86	0	0	0
at Utah (10/15/05)*	1	2-10-12	0-0	0-0	0	0	0	0
UNM (10/22/05)*	1	6-1-7	0-0	0-0	0	0	0	0
TCU (10/29/05)*	1	6-1-7	2.0-4	1-3	0-0	1	0	0
at CSU (11/12/05)*	1	7-5-12	1.0-2	0-0	0-0	0	0	0
WYO (11/19/05)*	1	6-6-12	0-0	0-0	0-0	0	0	0
at Hawai'i (12/3/05)*	1	3-1-4	0-0	0-0	0-0	0	0	0
UTEP (8/31/06)*	1	3-3-6	1.0-2	0-0	0-0	0	0	0
at Wisconsin (9/16/06)*	1	5-3-8	1.0-1	0-0	0-0	1	1	0
UTAH (9/23/06)*	1	3-2-5	0-0	0-0	0-0	1	0	0
at SJSU (9/30/06)*	1	4-7-11	0-0	0-0	0-0	0	0	0
at BYU (10/7/06)*	1	4-4-8	0-0	0-0	0-0	0	0	0
AFA (10/21/06)*	1	5-11-16	1.0-9	1.0-9	0-0	0	0	0
CAL POLY (10/28/06)*	1	3-1-4	0-0	0-0	0-0	0	0	0
at WYO (11/4/06)*	1	10-5-15	1.0-5	1.0-5	0-0	0	0	0
UNLV (11/11/06)*	1	4-3-7	2.0-6	0-0	0-0	0	0	0
TCU (11/18/06)*	1	7-0-7	0-0	0-0	0-0	0	0	0

\* = Game started

**2006 Highs:** Tackles: 16 vs. AFA (10/21/06); TFL: 2, vs. UNLV (11/11/06); PBU: 1 vs. Utah, at Wisconsin (9/16/06); FF: 1 at Wisconsin (9/16/06).



### ► #9 TERRELL MAZE

DB, 6-0, 175, Sr.-3L,  
Santa Monica, Calif. (Santa Monica HS)

One of the Aztecs' two returning starters at cornerback along with Donny Baker ... Standout first season as a starter a year ago, earning honorable mention all-conference honors and ranking second in the league in passes defended ... Tied for second on the squad in interceptions a year ago with the first three of his career.

**2006:** Had three solo tackles and forced a fumble against UTEP ... Six stops at Wisconsin ... First interception of the season against Utah, adding three tackles and a PBU ... Five stops, including one for a loss of five yards, and a fumble recovery at San Jose State ... Four tackles against BYU ... Did not start, but still had eight tackles in the win over Air Force ... Careerer best two TFL for a loss of five yards against Cal Poly ... Three PBU and made a season-high nine stops at Wyoming ... Four solo tackles and a TFL at TCU.

### MAZE'S CAREER STATS

Career Statistics	G	UA-AT-TT	TFL-Yds.	Sacks	Int.	PBU	FF	FR
2003	9	4-1-5	0	0	0	0	0	0
2004	9	14-2-16	0	0	0	1	0	0
2005	12	48-10-58	3.0-15	0.5-5	3-30	12	2	0
2006	10	35-12-47	4.0-14	0-0	1-0	5	1	1
<b>TOTALS</b>	<b>40</b>	<b>101-25-126</b>	<b>7.0-29</b>	<b>0.5-5</b>	<b>4-30</b>	<b>18</b>	<b>3</b>	<b>1</b>

**Career Highs:** Tackles: 10 vs. Wyoming (11/19/05); TFL: 2.0 vs. Cal Poly (10/28/06); Sacks: 0.5 at UNLV (10/8/05); INT: 1, four times; PBU: 4, vs. Wyoming (11/19/05); FF: 1 at UNLV (10/8/05), Hawai'i (12/3/05), UTEP (8/31/06); FR: 1 at SJSU (9/30/06).

### MAZE CAREER GAME-BY-GAME

	G	UA-AT-TT	TFL-Yds.	Sacks	Int.	PBU	FF	FR
E. Wash. (9/30/03)	1	1-0-1	0-0	0-0	0	0	0	0
at Ohio St. (9/6/03)	1	0-0-0	0-0	0-0	0	0	0	0
at UTEP (9/13/03)	1	2-1-3	0-0	0-0	0	0	0	0
Samford (9/20/03)	1	0-0-0	0-0	0-0	0	0	0	0
at UCLA (9/27/03)	1	0-0-0	0-0	0-0	0	0	0	0
BYU (10/4/03)			DNP					
at Utah (10/11/03)			DNP					
UNM (10/18/03)	1	0-0-0	0-0	0-0	0	0	0	0
WYO (10/25/03)	1	1-0-1	0-0	0-0	0	0	0	0
at UNLV (11/8/03)	1	0-0-0	0-0	0-0	0	0	0	0
at CSU (11/15/03)								
Air Force (11/22/03)	1	0-0-0	0-0	0-0	0	0	0	0
Idaho St. (9/4/04)	1	2-0-2	0-0	0-0	0	1	0	0
at Michigan (9/18/04)	1	1-0-1	0-0	0-0	0	0	0	0
Nevada (9/25/04)	1	3-1-4	0-0	0-0	0	0	0	0
at UCLA (10/2/04)	1	1-0-1	0-0	0-0	0	0	0	0
at WYO (10/9/04)	1	1-1-2	0-0	0-0	0	0	0	0
CSU (10/16/04)	1	2-0-2	0-0	0-0	0	0	0	0
at UNM (10/23/04)	1	0-0-0	0-0	0-0	0	0	0	0
Utah (10/30/04)	1	3-0-3	0-0	0-0	0	0	0	0
at BYU (11/6/04)			DNP					
at Air Force (11/13/04)			DNP					
UNLV (11/20/04)	1	1-0-1	0-0	0-0	0	0	0	0
UCLA (9/3/05)*	1	4-1-5	0	0	0	3	0	0
at Air Force (9/10/05)	1	2-1-3	0	0	0	0	0	0
at Ohio St. (9/17/05)*	1	8-0-8	0	0	0	0	0	0
San Jose St. (9/24/05)*	1	2-0-2	0	0	0	0	0	0
BYU (10/1/05)*	1	3-1-4	0	0	1-1	0	0	0
at UNLV (10/8/05)*	1	3-2-5	1.0-11	0.5-5	0	0	1	0
at Utah (10/15/05)*	1	7-1-8	0	0	0	1	0	0
UNM (10/22/05)*	1	2-0-2	0	0	0	1	0	0
TCU (10/29/05)*	1	3-1-4	1.0-3	0	0	2	0	0
CSU (11/12/05)*	1	5-0-5	0-0	0	1-0	0	0	0
WYO (11/19/05)*	1	7-3-10	1.0-1	0	1-29	4	0	0
at Hawai'i (12/3/05)*	1	3-0-3	0-0	0	0-0	1	1	0

2006 San Diego State Football Updated Bios

UTEP (8/31/06)*	1	3-0-3	0-0	0	0-0	0	1	0
at Wisconsin (9/16/06)*	1	3-3-6	0-0	0	0-0	0	0	0
UTAH (9/23/06)*	1	3-0-3	0-0	0	1-0	1	0	0
at SJSU (9/30/06)*	1	4-0-4	1.0-5	0	0	0	0	1
at BYU (10/7/06)*	1	3-1-4	0-0	0	0	0	0	0
AFA (10/21/06)	1	6-2-8	0-0	0	0	0	0	0
CAL POLY (10/28/06)*	1	3-1-4	2.0-5	0	0	0	0	0
at WYO (11/4/06)*	1	6-3-9	0-0	0	0	3	0	0
UNLV (11/11/06)*	1	0-2-2	0-0	0	0	1	0	0
at TCU (11/18/06)*	1	4-0-4	1.0-4	0	0	0	0	0

\* = Game started

**2006 Highs:** Tackles: 9 at WYO (11/4/06); TFL: 2.0 vs. Cal Poly (10/28/06); INT: 1 vs. Utah (9/23/06); PBU: 3 at WYO (11/4/06); FF: 1 vs. UTEP (8/31/06); FR: 1 at SJSU (9/30/06).



► #5 T.J. MCKAY

S, 6-1, 195, So.-1L, Palmdale, Calif. (Palmdale HS)

Saw significant field time in his first competitive campaign as the backup at free safety in 2005 ... Sat out spring drills after having shoulder surgery ... Listed as the backup at rightside safety.

**2006:** Made his third career start against UTEP ... Tied a career best with five tackles and intercepted a pass and returned it 10 yards in the fourth quarter ... Had one solo stop at Wisconsin ... Played but did not record a stat versus Utah or San Jose State ... Recovered a fumble in the endzone at BYU ... Scored his first career touchdown after recovering a fumble at Wyoming, returning it 23 yards ... Two tackles and a pass breakup in the win over UNLV.

MCKAY'S CAREER STATS

Career Statistics	G	UA-AT-TT	TFL-Yds.	Sacks	Int.	PBU	FF	FR
2005	12	12-7-19	1.0-3	0-0	1-17	1	1	0
2006	9	9-2-11	0-0	0-0	1-10	1	0	2
Totals	21	21-9-30	1.0-3	0-0	2-27	2	1	2

**Career Highs:** Tackles: 5 at Utah (10/15/05), vs. UTEP (8/31/06); TFL: 1.0 at Colorado State (11/12/05); INT: 1, vs. New Mexico (10/22/05), vs. UTEP (8/31/06); PBU: 2, vs. San Jose St. (9/24/05); FF: 1 at Hawai'i (12/3/05); FR: 1 at WYO (11/4/06), at BYU (10/7/06).

**2006 Highs:** Tackles: 5 vs. UTEP (8/31/06); INT: 1, vs. UTEP (8/31/06); PBU: 1, vs. UNLV (11/11/06); FR: 1 at WYO (11/4/06), at BYU (10/7/06).



► #55 EMIL METROKA

DT, 6-3, 275, Sr.-SQ, San Diego, Calif. (Weber State)

A San Diego native who prepped at nearby Patrick Henry High School ... Spent two seasons at Weber State before enrolling at San Diego State in August of 2004 ... Had a terrific spring 2005, before being sidelined by a knee injury that caused him to miss most of the 2005 season ... Possible starter at tackle and backup at nose tackle.

**2006:** Did not play against UTEP ... First appearance of 2006, at Wisconsin ... Tallied three total tackles against the Badgers ... Was a reserve in the team's game with Utah ... Three stops, including two solos, at San Jose State ... Career-best five stops in the victory versus Air Force ... Followed that up with four tackles against Cal Poly ... First career sack at Wyoming and also had another tackle for a loss of one yard ... Two stops, including one for a loss, in the win over UNLV ... Three tackles at TCU.

METROKA'S CAREER STATS

Career Statistics	G	UA-AT-TT	TFL-Yds.	Sacks	Int.	PBU	FF	FR
2005	4	4-2-6	0-0	0-0	0	0	0	0
2006	9	12-11-23	2.5-5	0.5-3	0	0	0	0
Totals	13	16-13-29	2.5-5	0.5-3	0	0	0	0

**Career Highs:** Tackles: 5 vs. AFA (10/21/06); TFL: 1.5 at Wyoming (11/4/06); Sack: 0.5 at Wyoming (11/4/06).



► #95 ROBERT MILLER

TE, 6-7, 250, Sr.-1L, Anaheim, Calif. (Canyon HS)

Granted a sixth year of eligibility, after missing the entire 2005 campaign due to injury ... Has battled tendonitis in his knees since arriving on campus ... Help fills the Aztecs' need at the tight end spot, moving to the offensive side of the ball following 2006 spring drills ... Spent his first five years at SDSU on the defensive line ... Has played in 22 career contests.

**2006:** Saw playing time versus Air Force and at BYU, his first game since October 2004 ... Missed the first four games of the year with a shoulder injury suffered in fall camp ... Was a reserve in the Cal Poly and Wyoming games ... First career catch for seven yards in the win over UNLV ... Made his first career start and logged his second career reception at TCU ... Career-long 15-yard catch in the first half against the Horned Frogs.

MILLER'S CAREER STATS

Career Statistics	Receiving				
	G	No.	Yds.	TD	Avg.
2006	6	2	22	0	11.0



► #10 MARCUS MONTGOMERY

WR, 6-2, 215, So.-SQ, Oceanside, Calif. (Oceanside HS)

Had a solid 2006 spring campaign ... Listed as the back-up at one receiver spot behind Chaz Schilens ... A strong, athletic player ... One of SDSU's most physical receivers.

**2006:** Played his first game as an Aztec, but did not catch a pass vs. UTEP ... Did not play against Wisconsin, San Jose State, BYU or Air Force ... Came off the bench against Utah, Cal Poly and Wyoming ... First career reception went for 13 yards at Wyoming ... A reserve at TCU.

MONTGOMERY'S CAREER STATS

Career Statistics	Receiving				
	G	No.	Yds.	TD	Avg.
2006	5	1	13	0	13.0



► #43 AARON MOORE

DB, 6-0, 190, Fr.-RS, Tampa, Fla. (Jefferson HS)

An athletic defensive back who is listed as the backup at one cornerback spot behind senior Donny Baker ... One of three Aztecs from Jefferson High School in Tampa, Fla., joining classmate Josh Walker and senior Jonathan Bailes ... Redshirted in 2005.

**2006:** Played his first game as an Aztec against UTEP, logging a tackle ... Season-best two stops at Wisconsin ... A reserve against Utah ... Saw extensive playing time at San Jose State, recording six tackles, including one for loss, and a pass break-up ... Made his first career start at BYU, logging three tackles ... Did not play against Cal Poly ... Started at Wyoming, making three stops ... One solo stop in a starting role versus UNLV ... Did not play at TCU.

MOORE'S CAREER STATS

Career Statistics	G	UA-AT-TT	TFL-Yds.	Sacks	Int.	PBU	FF	FR
2006	8	12-4-16	1.0-4	0-0	0	1	0	0

**Career/2006 Highs:** Tackles: 6 at SJSU (9/30/06); TFL: 1 at SJSU (9/30/06); PBU: 1 at SJSU (9/30/06).

## 2006 San Diego State Football Updated Bios



### ► #91 ORNAN NWANSI

DT, 6-2, 310, Jr.-RS,  
Richmond, Calif. (Contra Costa JC)

A physical player who will add depth to the defensive line ... Starter on the veteran defensive line at tackle ... Redshirted in 2005, after playing junior college football at both Contra Costa and College of Marin ... Attended El Cerrito High School.

**2006:** First career start and game against UTEP ... One solo and one assisted tackle versus the Miners ... Recovered his first career fumble at Wisconsin, also adding two tackles ... Season-best three stops versus Utah and San Jose State ... Two tackles at BYU and versus Air Force ... One assisted stop at TCU ... Started all 10 contests in 2006.

#### NWANSI'S CAREER STATS

Career Statistics	G	UA-AT-TT	TFL-Yds.	Sacks	Int.	PBU	FF	FR
2006	10	6-11-17	0-0	0-0	0	0	0	1-0

**Career/2006 Highs:** Tackles: 3 at SJSU (9/30/06), vs. Utah (9/23/06); FR: 1 at Wisconsin (9/16/06).



### ► #7 KEVIN O'CONNELL

QB, 6-6, 225, Jr.-2L,  
Carlsbad, Calif. (La Costa Canyon HS)

Started 19 games from 2004-06, including all 12 in 2005 ... First in school history in career rushing yards by a quarterback (782) and second in career rushing TDs by a QB (7) ... A dual-threat QB ... Has a rare signal-caller combination of size and athleticism ... An intelligent, mature player who finished spring drills as the team's top QB ... Needs 230 yards passing to enter the Aztec career top 10 ... Is seventh in career total offense (5,083).

**2006:** Started his 18th straight game in the opener with UTEP ... Completed his first 12 pass attempts versus the Miners and ended up 12-for-14 for 97 yards ... Also ran for 25 yards before leaving the game in the third quarter due to injury ... Had surgery on his right thumb (Sept. 4) and has missed the last five contests ... Returned to practice Oct. 15 and dressed for the Air Force and Cal Poly games but did not play ... Saw action for the first time after his injury at Wyoming, leading the Aztecs to a fourth-quarter touchdown... Found Brett Swain for a 66-yard TD - SDSU's longest play from scrimmage in 2006 ... Was 4-for-6 for 94 yards through the air ... Completed all seven of his pass attempts for 68 yards against UNLV and also scored a one-yard TD ... Starter at TCU, attempting 15 passes (6 completions) and logging seven carries.

#### O'CONNELL'S CAREER PASSING STATS

Career Statistics	G	Att.	Com.	INT	Yds.	TDs	Eff.	Tot. Off.
2004	9	236	115	9	1,328	9	101.0	1,675
2005	12	375	233	12	2,663	19	132.1	3,065
2006	4	42	29	2	312	1	129.8	343
Totals	25	653	377	23	4,303	29	120.97	5,083

**Career Highs:** Attempts: 51 at Hawai'i (12/3/05); Completions: 33 at Hawai'i (12/3/05); Passing Yards: 421 at Hawai'i (12/3/05); Long Pass: 80 at Ohio St. (9/17/05); Touchdowns Passing: 4 vs. San Jose State (9/24/05); Carries: 23 vs. San Jose State (9/24/05); Rushing Yards: 101 at BYU (11/6/04); Rushing TDs: 1, seven times; Longest Rush: 61 at Utah (10/15/05).

#### O'CONNELL GAME-BY-GAME

	Passing					Rushing		
	Att.	Com.	INT	Yds.	TDs	Att.	Yds.	TDs
Idaho State (9/4/04)	14	5	1	58	1	7	54	0
at Michigan (9/18/04)				DNP				
Nevada (9/25/04)				DNP				
at UCLA (10/2/04)	10	7	0	46	0	1	6	0
at Wyoming (10/9/04)	7	1	0	14	0	4	15	0
Colorado State (10/16/04)	26	11	1	157	1	6	42	0
at New Mexico (10/23/04)*	32	16	2	165	1	13	-13	0

Utah (10/30/04)*	43	21	2	252	2	12	34	1
at BYU (11/6/04)*	47	21	2	229	1	15	101	0
at Air Force (11/13/04)*	32	17	1	232	2	8	82	0
UNLV (11/20/04)*	25	16	0	175	1	7	26	0
UCLA (9/3/05)*	26	19	2	204	1	15	50	0
at Air Force (9/10/05)*	39	24	1	227	1	11	52	1
at Ohio St. (9/17/05)*	17	12	0	159	1	8	-9	0
San Jose St. (9/24/05)*	29	23	0	271	4	23	49	0
BYU (10/1/05)*	31	21	0	243	0	7	37	1
at UNLV (10/8/05)*	28	14	3	106	0	17	-16	0
at Utah (10/15/05)*	23	17	0	219	3	9	88	1
UNM (10/22/05)*	34	15	2	197	2	11	37	0
TCU (10/29/05)*	46	25	2	235	1	17	49	1
at CSU (11/12/05)*	24	14	2	179	2	9	42	0
WYO (11/19/05)*	27	16	1	202	1	7	23	0
at Hawai'i (12/3/05)*	51	33	1	421	3	6	11	1
UTEP (8/31/06)*	14	12	1	97	0	9	25	0
at Wisconsin (9/16/06)							DNP	INJ
UTAH (9/23/06)							DNP	INJ
at SJSU (9/30/06)							DNP	INJ
at BYU (10/7/06)							DNP	INJ
AFA (10/21/06)							DNP	INJ
CAL POLY (10/28/06)							DNP	INJ
at WYO (11/4/06)	6	4	0	94	1	1	-3	0
UNLV (11/11/06)	7	7	0	68	0	6	14	1
at TCU (11/18/06)*	15	6	1	53	0	7	-5	0

\* = games started

**2006 Highs:** Attempts: 14 vs. UTEP (8/31/06); Completions: 12 vs. UTEP (8/31/06); Passing Yards: 97 vs. UTEP (8/31/06); TD: 1 at Wyoming (11/4/06); Long Pass: 66 at WYO (11/11/06); Carries: 9 vs. UTEP (8/31/06); Rushing Yards: 25 vs. UTEP (8/31/06); Longest Rush: 28 vs. UTEP (8/31/06).



### ► #94 NICK OSBORN

DE, 6-5, 260, Jr.-2L,  
Kensington, Calif. (Berkeley St. Mary's HS)

Another returning starter for the Aztecs on the defensive side of the ball ... Has the size and strength to play tackle and the speed and athleticism to be a defensive end ... Started all 12 games at defensive tackle in 2005, but moves back outside this season.

**2006:** Made his 13th consecutive start against UTEP ... Had five tackles, including two for a loss of seven yards ... Five stops at Wisconsin ... Recovered a fumble and added six tackles in the loss to Utah ... Recovered a fumble for the second straight outing at SJSU, adding a sack for a loss of five yards and six tackles ... Three stops and blocked an extra point at BYU ... Made a season-high seven tackles and forced his first career fumble in the loss to Cal Poly ... Six stops and his first career PBU at Wyoming ... Four tackles against UNLV and three at TCU.

#### OSBORN'S CAREER STATS

Career Statistics	G	UA-AT-TT	TFL-Yds.	Sacks	Int.	PBU	FF	FR
2004	8	4-4-8	0.5-1	0-0	0	0	0	0
2005	12	16-31-47	3.5-16	2.0-11	0	0	0	1-7
2006	10	22-25-47	3.5-12	1.0-5	0	1	1	2-0
Totals	30	42-60-102	7.5-29	3.0-16	0	1	1	3-7

**Career Highs:** Tackles: 10 at Utah (10/15/05); TFL: 2.0 at Utah (10/15/05), vs. UTEP (8/31/06); Sacks: 2.0 at Utah (10/15/05); PBU: 1 at Wyoming (11/4/06); FF: 1 vs. Cal Poly (10/28/06); FR: 1 at SJSU (9/30/06), vs. Utah (9/23/06), BYU (10/1/05).

#### OSBORN CAREER GAME-BY-GAME

	G	UA-AT-TT	TFL-Yds.	Sacks	Int.	PBU	FF	FR
Idaho St. (9/4/04)			DNP					
at Michigan (9/18/04)			DNP					
Nevada (9/25/04)	1	0-0-0	0-0	0-0	0	0	0	0
at UCLA (10/2/04)	1	1-0-1	0-0	0-0	0	0	0	0
at WYO (10/9/04)	1	0-1-1	0-0	0-0	0	0	0	0

## 2006 San Diego State Football Updated Bios

CSU (10/16/04)	1	0-0-0	0-0	0-0	0	0	0	0
at UNM (10/23/04)	1	0-0-0	0-0	0-0	0	0	0	0
Utah (10/30/04)	1	0-0-0	0-0	0-0	0	0	0	0
at BYU (11/6/04)	1	2-1-3	0.5-1	0-0	0	0	0	0
at Air Force (11/13/04)			DNP					
UNLV (11/20/04)	1	1-2-3	0-0	0-0	0	0	0	0
UCLA (9/3/05)*	1	1-1-2	0	0	0	0	0	0
at Air Force (9/10/05)*	1	2-6-8	0	0	0	0	0	0
at Ohio St. (9/17/05)*	1	0-2-2	0	0	0	0	0	0
San Jose St (9/24/05)*	1	0-1-1	0	0	0	0	0	0
BYU (10/1/05)*	1	1-1-2	0	0	0	0	0	1-7
at UNLV (10/8/05)*	1	3-4-7	0.5-2	0	0	0	0	0
at Utah (10/15/05)*	1	3-7-10	2.0-11	2.0-11	0	0	0	0
UNM (10/22/05)*	1	1-2-3	0	0	0	0	0	0
TCU (10/29/05)*	1	2-0-2	0	0	0	0	0	0
at CSU (11/12/05)*	1	1-5-6	0	0	0	0	0	0
WYO (11/19/05)*	1	2-0-2	1.0-3	0	0	0	0	0
at Hawai'i (12/3/05)*	1	0-2-2	0-0	0	0	0	0	0
UTEP (8/31/06)*	1	2-3-5	1.5-6	0-0	0	0	0	0
at Wisconsin (9/16/06)*	1	2-3-5	0-0	0-0	0	0	0	0
UTAH (9/23/06)*	1	3-3-6	0-0	0-0	0	0	0	1-0
at SJSU (9/30/06)*	1	2-4-6	1.0-5	1.0-5	0	0	0	1-0
at BYU (10/7/06)*	1	0-3-3	0-0	0-0	0	0	0	0
AFA (10/21/06)*	1	2-0-2	0-0	0-0	0	0	0	0
CAL POLY (10/28/06)*	1	6-1-7	1.0-7	0-0	0	0	1	0
at WYO (11/4/06)*	1	1-5-6	0-0	0-0	0	1	0	0
UNLV (11/11/06)*	1	2-2-4	0-0	0-0	0	0	0	0
at TCU (11/18/06)*	1	2-1-3	0-0	0-0	0	0	0	0

\* = Game started

**2006 Highs:** Tackles: 7 vs. Cal Poly (10/28/06); TFL: 1.5 vs. UTEP (8/31/06); Sack: 1, at SJSU (9/30/06); PBU: 1 at Wyoming (11/4/06); FE: 1 vs. Cal Poly (10/28/06); FR: 1 at SJSU (9/30/06), vs. Utah (9/23/06).



### ► #14 GARRETT PALMER

K/P, 6-3, 185, Jr.-2L,  
Rialto, Calif. (Eisenhower HS)

SDSU's starting place-kicker for the third year in a row ... Made all but two attempts in 2005 to earn honorable mention all-conference honors ... 11 career field goals from 40 or more yards ... Fourth in school history in career FGs (34) and seventh in field-goal percentage (.680) ... Also does the Aztec kickoffs.

**2006:** Made two of his four field-goal attempts and was 3-for-3 on extra points versus UTEP ... Did not attempt a kick against Wisconsin or Utah ... Nailed his only field goal, from 30 yards out, at San Jose State to become just the fourth Aztec kicker with 30 career field goals ... Good on his only attempt at BYU - a 48-yarder ... Game-winning 30-yard field goal against Air Force, garnering MWC special teams player of the week honors for the third time in his career ... Made five straight attempts before missing a pair of long-distance kicks against Cal Poly ... Is perfect on all 16 extra-point attempts.

### PALMER'S CAREER STATS

Career Stats	FGM-A	Pct.	01-19	20-29	30-39	40-49	50-99	Lg.	Blk.
2004	12-21	57.1	0-0	5-7	2-4	4-8	1-2	50	4
2005	15-17	88.2	0-0	5-5	6-7	4-5	0-0	48	0
2006	7-12	58.3	0-0	0-0	5-6	2-4	0-2	48	0
<b>Totals</b>	<b>34-50</b>	<b>58.0</b>	<b>0-0</b>	<b>10-12</b>	<b>13-17</b>	<b>10-17</b>	<b>1-4</b>	<b>50</b>	<b>4</b>

(25g) (46ng, 49ng) (50g, 43g) (36g) (27g, 37ng) (48g, 23ng, 48g, 27g) (40ng) (40ng) (35ng, 47g) (26g, 37g, 29g) (25ng, 54ng) (33g, 29g, 47g) (33g) (30g) (48ng, 22g) (43g) (35ng, 37g, 36g) (47g, 48g, 22g) (32g, 27g) (28g) (46g, 52ng, 47ng, 35g) (30g) (48g) (35g, 30g) (54ng, 48ng) (35g) (37ng) - g and underline - indicates good; ng - no good; No. - indicates yardage.



### ► #2 RAMAL PORTER

WR, 5-10, 185, Sr.-3L,  
Van Nuys, Calif. (Birmingham HS)

A speedy receiver who has been in the rotation each of the last three seasons ... Has the ability to produce big plays in the passing game ... Played in 33 career contests, most of any Aztec wideout returning for the 2006 season.

**2006:** Saw action in the opener with UTEP but did not log a stat ... Played but did not have a catch against Wisconsin or Utah ... Took a reverse on a kick-off return against SJSU and ran for 12 yards ... Career game against BYU, logging eight receptions for 80 yards ... Returned his first three career kick-offs and made his first start of the year against Air Force ... Logged a career high two touchdown catches both in the first quarter of the Cal Poly game ... Caught one for 25 yards and the other for 34 yards (career-long catch), while also returning four kickoffs with a long of 26 yards ... Two catches for 31 yards and first carry of the season at Wyoming ... Three grabs against UNLV ... Starter at TCU.

### PORTER'S CAREER STATS

Career Statistics	Receiving					Rushing			
	G	No.	Yds.	TD	Avg.	Att.	Yds.	TD	Avg.
2003	8	6	55	0	9.2	1	33	0	33.0
2004	8	17	211	1	12.4	3	37	0	12.3
2005	7	1	5	0	5.0	3	13	0	4.3
2006	10	18	211	2	11.7	1	7	0	7.0
<b>Totals</b>	<b>33</b>	<b>42</b>	<b>482</b>	<b>3</b>	<b>11.5</b>	<b>8</b>	<b>90</b>	<b>0</b>	<b>11.3</b>

Kickoff Returns	Att.	Yds.	TD	Avg.	Long
2006	8	137	0	17.1	26

**Career Highs:** Receptions: 8 at BYU (10/7/06); Receiving Yards: 70 at BYU (10/7/06); Receiving TDs: 2 vs. Cal Poly (10/28/06); Long Rec.: 34 vs. Cal Poly (10/28/06); Carries: 2 at UCLA (10/2/04), at Colorado State (11/12/05); Rushing Yards: 33 vs. Eastern Wash. (9/30/03); Longest Rush: 33 vs. Eastern Wash (8/30/03).

### PORTER CAREER GAME-BY-GAME

	Receiving				Rushing			
	Att.	Yds.	TD	Avg.	No.	Yds.	TD	Avg.
Eastern Wash. (9/30/03)*	1	7	0	7.0	1	33	0	33.0
at Ohio State (9/6/03)	2	22	0	11.0	0	0	0	0.0
at Texas-El Paso (9/13/03)	1	14	0	14.0	0	0	0	0.0
Samford (9/20/03)	0	0	0	0.0	0	0	0	0.0
at UCLA (9/27/03)				DNP				
BYU (10/4/03)				DNP				
at Utah (10/11/03)				DNP				
New Mexico (10/18/03)	1	8	0	8.0	0	0	0	0.0
Wyoming (10/25/03)	0	0	0	0.0	0	0	0	0.0
at UNLV (11/8/03)				DNP				
at Colorado St. (11/15/03)	0	0	0	0.0	0	0	0	0.0
Air Force (11/22/03)	1	4	0	4.0	0	0	0	0.0
Idaho State (9/4/04)	1	13	0	13.0	1	25	0	25.0
at Michigan (9/18/04)	2	22	0	11.0	0	0	0	0.0
Nevada (9/25/04)*	4	54	1	13.5	0	0	0	0.0
at UCLA (10/2/04)*	4	55	0	13.8	2	12	0	6.0
at Wyoming (10/9/04)*	2	25	0	12.5	0	0	0	0.0
Colorado State (10/16/04)	1	16	0	16.0	0	0	0	0.0
at New Mexico (10/23/04)				DNP				
Utah (10/30/04)				DNP				
at BYU (11/6/04)	2	17	0	8.5	0	0	0	0.0
at Air Force (11/13/04)				DNP				
UNLV (11/20/04)	1	9	0	9.0	0	0	0	0.0
UCLA (9/3/05)	0	0	0	0.0	0	0	0	0.0
at Air Force (9/10/05)	0	0	0	0.0	0	0	0	0.0
at Ohio State (9/17/05)				DNP				
San Jose St. (9/24/05)	0	0	0	0.0	1	-7	0	0.0
BYU (10/1/05)*	0	0	0	0.0	0	0	0	0.0
at UNLV (10/8/05)				DNP				

## 2006 San Diego State Football Updated Bios

at Utah (10/15/05)	DNP							
UNM (10/22/05)	DNP							
TCU (10/29/05)	1	5	0	0.0	0	0	0	0.0
at CSU (11/12/05)	0	0	0	0.0	2	12	0	6.0
WYO (11/19/05)	0	0	0	0.0	0	0	0	0.0
at Hawai'i (12/3/05)	DNP							
UTEP (8/31/06)	0	0	0	0.0	0	0	0	0.0
at Wisconsin (9/16/06)	0	0	0	0.0	0	0	0	0.0
UTAH (9/23/06)	0	0	0	0.0	0	0	0	0.0
at SJSU (9/30/06)	0	0	0	0.0	0	0	0	0.0
at BYU (10/7/06)	8	70	0	8.8	0	0	0	0.0
AFA (10/21/06)*	2	15	0	7.5	0	0	0	0.0
CAL POLY (10/28/06)*	2	59	2	29.5	0	0	0	0.0
at WYO (11/4/06)*	2	31	0	15.5	1	7	0	7.0
UNLV (11/11/06)*	3	34	0	11.3	0	0	0	0.0
at TCU (11/18/06)*	1	2	0	2.0	0	0	0	0.0

\* = Game started

**2006 Highs:** Receptions: 8 at BYU (10/7/06); Receiving Yards: 70 at BYU (10/7/06); Receiving TDs: 2 vs. Cal Poly (10/28/06); Long Rec.: 34 vs. Cal Poly (10/28/06); Att: 1 vs. Wyoming (11/4/06).



### ► #76 WILL ROBINSON

OL, 6-6, 280, Jr.-2L,  
Pomona, Calif. (Bishop Amat HS)

One of two returning starters on the offensive line ... Anchored the right tackle position a year ago, after playing three spots on the offensive line as a redshirt freshman in 2004 ... Listed as the starter at left tackle.

**2006:** Started at left tackle all 10 games this season.



### ► #45 ANDREW SCHANTZ

LB, 6-1, 235, So.-1L,  
Santa Clarita, Calif. (Canyon HS)

Energetic player who is a key figure in the Aztec linebacking corps ... Has excellent speed on the outside ... Backup at strongside linebacker entering the New Mexico contest.

**2006:** Starter at strongside linebacker in the opener with UTEP ... Tied his career high and tied for the team lead with six tackles - all solos ... One stop was behind the line of scrimmage ... Three tackles and a quarterback hurry at Wisconsin ... Tallied two stops versus Utah ... Career high seven tackles at San Jose State, including one for a loss of a yard ... Reserve in the last four games ... Five tackles against Wyoming, including one for a loss ... First career interception versus UNLV ... Three tackles against TCU.

#### SCHANTZ'S CAREER STATS

Career Statistics	G	UA-AT-TT	TFL-Yds.	Sacks	Int.	PBU	FF	FR
2005	12	18-11-29	4.0-13	0-0	0-0	1	1	0
2006	10	16-11-27	3.0-3	0-0	1-10	0	0	0
<b>Totals</b>	<b>22</b>	<b>34-22-56</b>	<b>7.0-16</b>	<b>0-0</b>	<b>1-10</b>	<b>1</b>	<b>1</b>	<b>0</b>

**Career Highs:** Tackles: 7 at SJSU (9/30/06); TFL: 2 vs. New Mexico (10/22/05); INT: 1 vs. UNLV (11/11/06); PBU: 1 vs. San Jose State (9/24/05); FF: 1 at Air Force (9/10/05).

#### SCHANTZ CAREER GAME-BY-GAME

	G	UA-AT-TT	TFL-Yds.	Sacks	Int.	PBU	FF	FR
UCLA (9/3/05)*	1	0-2-2	0-0	0-0	0	0	0	0
at Air Force (9/10/05)*	1	3-3-6	1.0-2	0-0	0	0	1	0
at Ohio St. (9/17/05)	1	3-1-4	0-0	0-0	0	0	0	0
San Jose St. (9/24/05)*	1	2-0-2	0-0	0-0	0	1	0	0
BYU (10/1/05)	1	1-0-1	0-0	0-0	0	0	0	0
at UNLV (10/8/05)*	1	0-1-1	0-0	0-0	0	0	0	0
at Utah (10/15/05)	1	0-1-1	0-0	0-0	0	0	0	0

UNM (10/22/05)	1	3-1-4	2.0-5	0-0	0	0	0	0
TCU (10/29/05)	1	0-2-2	0-0	0-0	0	0	0	0
at CSU (11/12/05)*	1	4-0-4	1.0-6	0-0	0	0	0	0
WYO (11/19/05)	1	1-0-1	0-0	0-0	0	0	0	0
at Hawai'i (12/3/05)	1	1-0-1	0-0	0-0	0	0	0	0
UTEP (8/31/06)*	1	6-0-6	1.0-1	0-0	0	0	0	0
at Wisconsin (9/16/06)*	1	2-1-3	0-0	0-0	0	0	0	0
Utah (9/23/06)*	1	1-1-2	0-0	0-0	0	0	0	0
at SJSU (9/30/06)*	1	3-4-7	1.0-1	0-0	0	0	0	0
at BYU (10/7/06)	1	0-1-1	0-0	0-0	0	0	0	0
AFA (10/21/06)	1	0-0-0	0-0	0-0	0	0	0	0
CAL POLY (10/28/06)	1	0-0-0	0-0	0-0	0	0	0	0
at WYO (11/4/06)	1	2-3-5	1.0-1	0-0	0	0	0	0
UNLV (11/11/06)	1	0-0-0	0-0	0-0	1-10	0	0	0
at TCU (11/18/06)	1	2-1-3	0-0	0-0	0	0	0	0

\* = Game started

**2006 Highs:** Tackles: 7 at SJSU (9/30/06); TFL: 1.0 at Wyoming (11/4/06), SJSU (9/30/06), vs. UTEP (8/31/06); INT: 1 vs. UNLV (11/11/06).



### ► #1 CHAZ SCHILENS

WR, 6-4, 220, Jr.-2L,  
Mesa, Ariz. (Highland HS)

A prototype wideout who is a returning starter ... SDSU's leading returning receiver, logging his first 34 career receptions in 2005 ... Has at least one catch in 15 of his last 16 games.

**2006:** Has started all 10 games at wideout ... Caught six passes for 67 yards with a long of 20 yards ... Two catches, including one for 25 yards, at Wisconsin ... One reception for 26 yards (season-long) against Utah ...

Limited to just one catch for five yards at San Jose State ... Matched a then career long with a 40-yard reception at BYU, ending the afternoon with four grabs for 77 yards ... First touchdown of the year on a career-long 49-yard reception against Air Force ... Five receptions for 69 yards in the loss to Cal Poly ... Caught a career-long 60-yard pass for a touchdown at Wyoming ... Three catches versus UNLV ... Failed to log a catch for the first time in the last 16 games at TCU.

#### SCHILENS' CAREER STATS

	G	Receiving			
		No.	Yds.	TD	Avg.
2004	3	0	0	0	0.0
2005	12	34	441	2	13.0
2006	10	26	420	2	16.2
<b>Totals</b>	<b>25</b>	<b>60</b>	<b>861</b>	<b>4</b>	<b>14.4</b>

**Career Highs:** Receptions: 8 at Hawai'i (12/3/05); Receiving Yards: 119 at Hawai'i (12/3/05); Long Reception: 60 at Wyoming (11/4/06).

#### SCHILENS CAREER GAME-BY-GAME

	G	Receiving			
		No.	Yds.	TD	Avg.
Idaho State (9/4/04)	0	0	0	0	0.0
at Michigan (9/18/04)					DNP
Nevada (9/25/04)					DNP
at UCLA (10/2/04)					DNP
at Wyoming (10/9/04)					DNP
Colorado State (10/16/04)	0	0	0	0	0.0
at New Mexico (10/23/04)	0	0	0	0	0.0
Utah (10/30/04)					DNP
at BYU (11/6/04)					DNP
at Air Force (11/13/04)					DNP
UNLV (11/20/04)					DNP
UCLA (9/3/05)	2	25	0	12.5	
at Air Force (9/10/05)	3	29	0	9.7	
at Ohio St. (9/17/05)*	3	41	0	13.7	
San Jose St. (9/24/05)	0	0	0	0.0	
BYU (10/1/05)*	2	26	0	13.0	



2006 San Diego State Football Updated Bios

at UNLV (10/8/05)*	0	0	0	0.0
at Utah (10/15/05)	4	42	0	10.5
UNM (10/22/05)*	2	37	0	18.5
TCU (10/29/05)	3	24	0	8.0
at CSU (11/12/05)*	6	85	1	14.2
WYO (11/19/05)*	1	13	0	13.0
at Hawai'i (12/3/05)*	8	119	1	14.9
UTEP (8/31/06)*	6	67	0	11.2
at Wisconsin (9/16/06)*	2	28	0	14.0
UTAH (9/23/06)*	1	26	0	26.0
at SJSU (9/30/06)*	1	5	0	5.0
at BYU (10/7/06)*	4	77	0	19.3
AFA (10/21/06)*	2	56	1	28.0
CAL POLY (10/28/06)*	5	69	0	13.8
at WYO (11/4/06)*	2	67	0	33.5
UNLV (11/11/06)*	3	25	0	8.3
at TCU (11/18/06)*	0	0	0	0.0

\* = Game started

**2006 Highs:** Receptions: 6 vs. UTEP (8/31/06); Receiving Yards: 77 at BYU (10/7/06); Long Reception: 60 at Wyoming (11/4/06).



► #77 MIKE SCHMIDT

OL, 6-2, 315, So.-SQ,  
San Diego, Calif. (Madison HS)

Saw action in three games as a true freshman on the defensive line ... Switched sides of the ball prior to 2006 spring drills ... A walk-on who made a quick transition.

**2006:** Started his first career contests in the opener with UTEP and at Wisconsin ... Came off the bench at right guard against Utah and San Jose State ... Shifted to left guard at BYU ... A reserve at right guard in the Air Force, Cal Poly, Wyoming and UNLV contests.




► #59 NICK SMITH

OL, 6-6, 320, Sr.-SQ,  
Orinda, Calif. (Diablo Valley JC)

A heavily recruited community college player, who came to SDSU in the spring of 2005 ... Can play a variety of spots on the offensive line ... One of two possible starters at left guard entering the New Mexico game.

**2006:** Saw action in his first career contests against UTEP and at Wisconsin ... Made his first start as an Aztec at left guard versus Utah and San Jose St. ... Recorded a solo tackle against the Utes ... Did not play at BYU ... Reserve versus Air Force, Cal Poly, Wyoming, UNLV and TCU.



► #82 BRIAN SPINKS

WR, 6-2, 210, Sr.-SQ,  
Stockton, Calif. (Edison HS)

A big receiver, who has enjoyed his first substantial playing time of his career in his senior season ... Had a standout fall camp, earning a starting spot.

**2006:** Caught his first three career receptions for 40 yards against UTEP, including a long of 17 yards ... Two grabs at Wisconsin in his second career start ... One reception for 17 yards in a starting role versus Utah ... Career best four catches at San Jose State ... Did not play against BYU (inj.), Air Force, Cal Poly or Wyoming ... Returned to action against UNLV, but did not log a catch.

SPINKS' CAREER STATS

	G	Receiving		TD	Avg.
		No.	Yds.		
2003	1	0	0	0	0.0
2004	1	0	0	0	0.0

2005	0	0	0	0	0.0
2006	5	9	91	0	10.1
Totals	7	9	91	0	10.1



► #12 BRETT STURM

S, 6-2, 220, Sr.-3L,  
Littleton, Colo. (Heritage HS)

Originally joined the program as a quarterback and has also worked at receiver ... Settled in at safety where his athleticism has warranted considerable playing time ... Backup at strong safety in 2005, who earned the starting spot in 2006.

**2006:** Started his second career contest versus UTEP, recording two solo tackles ... Helped SDSU successfully convert a fake punt at Wisconsin, rushing for 12 yards and a first down ... Also matched a career high with eight tackles, including six solos, versus the Badgers ... Aztecs' leading tackler against Utah with eight, including one for a loss ... Four tackles at SJSU and logged a rush on a fake punt for six yards ... Then career-best and team game-high nine tackles at BYU ... One of three Aztecs to end up with double-figure tackles in the win over Air Force, logging a career-high 13 stops (9 solos) ... Also recorded his first interception of the season in the first half versus the Falcons ... First career sack at Wyoming for a loss of 10 yards ... Also tallied tied a career-best with 13 tackles for his second outing in double-figures ... Did not start due to injury against UNLV, but came in the game as a reserve ... Came off the bench at TCU to record a team-best nine tackles, including one for a loss and recovered a fourth-quarter fumble.

STURM'S CAREER STATS

Career Statistics	G	UA-AT-TT	TFL-Yds.	Sacks	Int.	PBU	FF	FR
2003	7	0-0-0	0-0	0	0	0	0	0
2004	8	2-0-2	0-0	0	0	0	0	0
2005	12	15-11-26	0-0	0	3-71	1	1	0
2006	10	45-23-68	3.0-12	1.0-10	1-0	0	0	1
Totals	37	62-34-96	3.0-12	1.0-1	4-71	1	1	1

**Career Highs:** Tackles: 13 at Wyoming (11/6/06), vs. AFA (10/21/06); TFL: 1, at Wyoming (11/4/06), vs. Utah (9/23/06); Sack: 1 at Wyoming (11/4/06); INT: 1, four times; PBU: 1 vs. Hawai'i (12/3/05); FF: 1 vs. TCU (10/29/05); FR: 1 at TCU (11/18/06).

STURM CAREER GAME-BY-GAME

	G	UA-AT-TT	TFL-Yds.	Sacks	Int.	PBU	FF	FR
E. Wash. (9/30/03)			DNP					
at Ohio St. (9/6/03)	1	0-0-0	0-0	0-0	0	0	0	0
at UTEP (9/13/03)	1	0-0-0	0-0	0-0	0	0	0	0
Samford (9/20/03)	1	0-0-0	0-0	0-0	0	0	0	0
at UCLA (9/27/03)			DNP					
BYU (10/4/03)			DNP					
at Utah (10/11/03)			DNP					
UNM (10/18/03)			DNP					
WYO (10/25/03)	1	0-0-0	0-0	0-0	0	0	0	0
at UNLV (11/8/03)	1	0-0-0	0-0	0-0	0	0	0	0
at CSU (11/15/03)	1	0-0-0	0-0	0-0	0	0	0	0
Air Force (11/22/03)	1	0-0-0	0-0	0-0	0	0	0	0
Idaho St. (9/4/04)	1	1-0-1	0-0	0-0	0	0	0	0
at Michigan (9/18/04)	1	0-0-0	0-0	0-0	0	0	0	0
Nevada (9/25/04)	1	1-0-1	0-0	0-0	0	0	0	0
at UCLA (10/2/04)	1	0-0-0	0-0	0-0	0	0	0	0
at WYO (10/9/04)	1	0-0-0	0-0	0-0	0	0	0	0
CSU (10/16/04)	1	0-0-0	0-0	0-0	0	0	0	0
at UNM (10/23/04)	1	0-0-0	0-0	0-0	0	0	0	0
Utah (10/30/04)	1	0-0-0	0-0	0-0	0	0	0	0
at BYU (11/6/04)			DNP					
at Air Force (11/13/04)			DNP					
UNLV (11/20/04)			DNP					
UCLA (9/3/05)	1	0-0-0	0	0	0	0	0	0
at Air Force (9/10/05)	1	0-0-0	0	0	0	0	0	0
at Ohio St. (9/17/05)	1	1-1-2	0	0	0	0	0	0

2006 San Diego State Football Updated Bios

San Jose St. (9/24/05)	1	2-0-2	0	0	1-44	0	0	0
BYU (10/1/05)*	1	0-1-1	0	0	0	0	0	0
at UNLV (10/8/05)	1	0-0-0	0	0	0	0	0	0
at Utah (10/15/05)	1	5-3-8	0	0	0	0	0	0
UNM (10/22/05)	1	0-0-0	0	0	0	0	0	0
TCU (10/29/05)	1	3-0-3	0	0	1-27	0	1	0
at CSU (11/12/05)	1	0-1-1	0	0	0	0	0	0
WYO (11/19/05)	1	2-2-4	0	0	1-0	0	0	0
at Hawai'i (12/3/05)	1	2-3-5	0	0	0	1	0	0
UTEP (8/31/06)*	1	2-0-2	0	0	0	0	0	0
at Wisconsin (9/16/06)*	1	6-2-8	0	0	0	0	0	0
UTAH (9/23/06)*	1	6-2-8	1.0-1	0	0	0	0	0
at SJSU (9/30/06)*	1	2-2-4	0-0	0	0	0	0	0
at BYU (10/7/06)*	1	7-2-9	0-0	0	0	0	0	0
AFA (10/21/06)*	1	9-4-13	0-0	0	1-0	0	0	0
CAL POLY (10/28/06)*	1	2-0-2	0-0	0	0	0	0	0
at WYO (11/4/06)*	1	5-8-13	1.0-10	1.0-10	0	0	0	0
UNLV (11/11/06)	1	0-0-0	0-0	0-0	0	0	0	0
at TCU (11/18/06)	1	6-3-9	1.0-1	0-0	0	0	0	1

\* = Game started

**2006 Highs:** Tackles: 13 at Wyoming (11/4/06), vs. AFA (10/21/06); TFL: 1.0 at Wyoming (11/4/06), vs. Utah (9/23/06); Sack: 1 at Wyoming (11/4/06); INT: 1 vs. AFA (10/21/06); FR: 1 at TCU (11/18/06).



► #16 BRETT SWAIN

WR, 6-1, 200, Jr.-2L,  
Carlsbad, Calif. (Carlsbad HS)

One of the veterans of the Aztec receiving corps who has played in 29 career contests, starting on 11 occasions ... A big-play receiver with six of his 15 receptions a year ago going for more than 20 yards (second-most on the team).

**2006:** Starter in the opener with UTEP ... Had a career-best five receptions for 64 yards and one carry for two yards ... Matched his season and career best with five catches at Wisconsin for 33 yards and a long of 19 yards ...

Caught his first touchdown of the season against Utah for 18 yards ... Team-best four receptions against the Utes for 28 yards ... Four catches for the second and third straight outings at San Jose State and BYU ... Team-best four grabs in the win over Air Force .... Limited to just one catch for 15 yards against Cal Poly ... 66-yard TD reception in the fourth quarter at Wyoming ... Four catches for 48 yards in the win over UNLV ... Four or more receptions for the eighth time in 2006 at TCU.

SWAIN'S CAREER STATS

Career Statistics	Receiving					Rushing			
	G	Rec.	Yds.	TD	Avg.	No.	Yds.	TD	Avg.
2004	10	13	104	0	8.0	1	23	0	23.0
2005	10	15	288	1	19.2	1	7	0	7.0
2006	10	37	394	2	10.7	2	2	0	1.0
Totals	30	65	786	3	12.1	4	32	0	8.0

**Career Highs:** Receptions: 5 at Wisconsin (9/16/06), vs. UTEP (8/31/06); Receiving Yards: 80 at Ohio State (9/17/05); TD: 1 three times; Long Rec.: 80 at Ohio St. (9/17/05); Carries: 1, four times; Rushing Yards: 23 at UCLA (10/2/04); Longest Rush: 23 at UCLA (10/2/04).

SWAIN CAREER GAME-BY-GAME

	Receiving			
	No.	Yds.	TD	Avg.
Idaho St. (9/4/04)	1	-2	0	-2.0
at Michigan (9/18/04)	2	12	0	6.0
Nevada (9/25/04)	0	0	0	0.0
at UCLA (10/2/04)	1	7	0	7.0
at WYO (10/9/04)	1	31	0	31.0
CSU (10/16/04)	2	6	0	3.0
at UNM (10/23/04)	1	5	0	5.0
Utah (10/30/04)	3	19	0	6.3
at BYU (11/6/04)*	2	26	0	13.0

at Air Force (11/13/04)			DNP
UNLV (11/20/04)	0	0	0 0.0
UCLA (9/3/05)	0	0	0 0.0
at Air Force (9/10/05)	2	14	0 7.0
at Ohio State (9/17/05)*	1	80	1 80.0
San Jose State (9/24/05)	4	38	0 9.5
BYU (10/1/05)*	3	74	0 24.7
at UNLV (10/8/05)	1	8	0 8.0
at Utah (10/15/05)	1	14	0 14.0
UNM (10/22/05)	0	0	0 0.0
TCU (10/29/05)*	2	51	0 25.5
at CSU (11/12/05)			DNP-INJ
WYO (11/19/05)			DNP-INJ
at Hawai'i (12/3/05)	1	9	0 9.0
UTEP (8/31/06)*	5	64	0 12.8
at Wisconsin (9/16/06)*	5	33	0 6.6
UTAH (9/23/06)	4	28	1 7.0
at SJSU (9/30/06)*	4	42	0 10.5
at BYU (10/7/06)*	4	41	0 10.3
AFA (10/21/06)*	4	28	0 7.0
CAL POLY (10/28/06)*	1	15	0 15.0
at WYO (11/11/06)	2	73	1 36.5
UNLV (11/11/06)*	4	48	0 12.0
TCU (11/18/06)*	4	22	0 5.5

\* = Game started

**2006 Highs:** Receptions: 5 at Wisconsin (9/16/06), vs. UTEP (8/31/06); Receiving Yards: 73 at WYO (11/11/06); TD: 1 at Wyoming (11/11/06), vs. Utah (9/23/06); Long Reception: 66 at WYO (11/11/06); Carries: 1 vs. at Wisconsin (9/16/06), UTEP (8/31/06); Rushing Yards: 2 vs. UTEP (8/31/06); Longest Rush: 2 vs. UTEP (8/31/06).

# SDSU Depth Chart

Game 11 - at New Mexico

Tuesday, Nov. 21, 2006

## Offense (Multiple)

<b>LT</b>	76	<b>Will Robinson</b> , 6-6, 280, Jr.-2L, Pomona, Calif.
	64	Matthew Callahan, 6-7, 295, Jr.-2L, Walnut Creek, Calif.
	79	Robert Nelson, 6-10, 220, Sr.-1L, Gilbert, Ariz.
<b>LG</b>	65	Whitley Fehoko, 6-0, 320, Fr.-HS, Honolulu, Hawaii -AND-
	59	Nick Smith, 6-6, 320, Sr.-SQ, Orinda, Calif.
	67	Ikaika Aken-Moleta, 6-2, 330, Fr.-RS, Kapolei, Hawaii
<b>C</b>	75	Patrick Justman, 6-6, 300, Sr.-2L, Palo Alto, Calif.
	73	Eder Arosemena, 6-2, 290, Sr.-1L, Vista, Calif.
	50	Trask Iosefa, 6-0, 295, Fr.-HS, Ewa Beach, Hawaii
<b>RG</b>	62	<b>Brandyn Dombrowski</b> , 6-6, 335, Jr.-2L, Henderson, Nev.
	77	Mike Schmidt, 6-2, 315, So.-SQ, San Diego, Calif.
	61	Jimmie Carmack, 6-4, 270, Fr.-HS, Palos Verdes Estates, Calif.
<b>RT</b>	70	Mike Kravetz, 6-5, 290, Jr.-1L, Las Vegas, Nev.
	63	Peter Manuma, 6-4, 280, Jr.-TR, Long Beach, Calif.
	68	Jason Alexander, 6-7, 290, So.-SQ, San Jose, Calif.
<b>TE</b>	95	Robert Miller, 6-7, 250, Sr.-1L, Anaheim, Calif. - OR -
	88	Matthew Kawulok, 6-2, 220, Fr.-RS, Boulder, Colo.
	40	Eric Rouser, 6-8, 255, So.-1L, Camarillo, Calif.
<b>R</b>	1	<b>Chaz Schilens</b> , 6-4, 220, Jr.-2L, Mesa, Ariz.
	10	Marcus Montgomery, 6-2, 215, So.-SQ, Oceanside, Calif.
	84	Justin Shaw, 6-2, 205, So.-TR, Palmdale, Calif.
<b>W</b>	16	Brett Swain, 6-1, 200, Jr.-2L, Carlsbad, Calif.
	83	Jon Toledo, 6-3, 210, Fr.-RS, Encinitas, Calif.
	6	Mekell Wesley, 5-10, 180, Fr.-RS, Chandler, Ariz.
<b>X</b>	2	Ramal Porter, 5-10, 185, Sr.-3L, Van Nuys, Calif.
	82	Brian Spinks, 6-2, 210, Sr.-SQ, Stockton, Calif.
	85	Justin Amaral, 5-11, 200, Sr.-1L, Pittsburg, Calif.
<b>HB</b>	37	Brandon Bornes, 6-1, 225, Jr.-2L, Vista, Calif.
	23	Tyler Campbell, 6-0, 215, So.-RS, Austin, Texas
	22	<b>Lynell Hamilton</b> , 6-0, 225, Jr.-2L, Stockton, Calif.
<b>TB</b>	21	Atiyyah Henderson, 5-9, 185, Fr.-RS, Rockledge, Fla.
	22	<b>Lynell Hamilton</b> , 6-0, 225, Jr.-2L, Stockton, Calif.
	37	Brandon Bornes, 6-1, 225, Jr.-2L, Vista, Calif.
<b>QB</b>	7	<b>Kevin O'Connell</b> , 6-6, 225, Jr.-2L, Carlsbad, Calif.
	3	Kevin Craft, 6-5, 200, Fr.-RS, Valley Center, Calif.
	2	Kelsey Sokoloski, 6-2, 175, Fr.-HS, Englewood, Colo.

## Special Teams

<b>P</b>	26	Alan Gomez, 6-3, 225, Jr.-SQ, Rancho Cucamonga, Calif.
	17	<b>Michael Hughes</b> , 6-1, 190, Jr.-2L, Moreno Valley, Calif.
<b>PK</b>	14	<b>Garrett Palmer</b> , 6-3, 185, Jr.-2L, Rialto, Calif.
	17	Michael Hughes, 6-1, 190, Jr.-2L, Moreno Valley, Calif.

## Defense (Multiple)

<b>DE</b>	93	<b>Antwan Applewhite</b> , 6-4, 245, Jr.-2L, Torrance, Calif.
	41	Tony DeMartinis, 6-5, 255, Fr.-RS, Sun Valley, Calif.
	47	Kwan Howard, 6-0, 245, Sr.-3L, Harvey, La.
<b>DT</b>	55	Emil Metroka, 6-3, 275, Sr.-SQ, San Diego, Calif. -OR-
	91	Ornan Nwansi, 6-2, 310, Jr.-RS, Richmond, Calif.
	96	Peter Nelson, 6-5, 270, Fr.-RS, St. Charles, Ill.
<b>NT</b>	99	<b>Jonathan Bailes</b> , 6-1, 320, Sr.-3L, Tampa, Fla.
	55	Emil Metroka, 6-3, 275, Sr.-SQ, San Diego, Calif.
	56	Jonathan Soto, 6-3, 270, So.-1L, West Covina, Calif.
<b>DE</b>	94	<b>Nick Osborn</b> , 6-5, 260, Jr.-2L, Kensington, Calif.
	92	Siaosi Fifita, 6-4, 260, So.-1L, Van Nuys, Calif.
	54	Frederick Amano, 6-1, 260, Jr.-TR, San Diego, Calif.
<b>WLB</b>	36	Brett Martin, 6-0, 235, Jr.-2L, Corona, Calif.
	24	Freddy Dunkle, 6-1, 225, Jr.-2L, Chula Vista, Calif.
	34	Jerry Milling, 5-10, 235, Fr.-RS, Palmdale, Calif.
<b>MLB</b>	51	<b>Joe Martin</b> , 6-2, 230, Sr.-3L, Palmdale, Calif.
	50	Ted Edwards, 6-1, 230, Jr.-TR, Kelso, Wash.
<b>SLB</b>	46	<b>Russell Allen</b> , 6-3, 230, So.-1L, Oceanside, Calif.
	45	Andrew Schantz, 6-1, 235, So.-1L, Santa Clarita, Calif.
	48	Trevor Parrington, 6-1, 240, Sr.-2L, Corona, Calif.
<b>CB</b>	3	<b>Donny Baker</b> , 5-9, 165, Sr.-3L, Miami, Fla.
	43	Aaron Moore, 6-0, 190, Fr.-RS, Tampa, Fla.
	13	Josh Walker, 6-2, 190, Fr.-RS, Tampa, Fla.
<b>LS</b>	12	Brett Sturm, 6-2, 220, Sr.-3L, Littleton, Colo.
	20	Ray Bass, 6-0, 195, Jr.-TR, Corona, Calif.
	26	Gerard Armstrong, 6-0, 215, So.-1L, Hawthorne, Calif.
<b>RS</b>	31	<b>Reggie Grigsby</b> , 6-0, 205, Sr.-3L, Oceanside, Calif.
	5	T.J. McKay, 6-1, 195, So.-1L, Palmdale, Calif.
	42	Nick Sandford, 6-2, 205, Fr.-RS, Orange, Calif.
<b>CB</b>	9	<b>Terrell Maze</b> , 6-0, 175, Sr.-3L, Santa Monica, Calif.
	39	Scotty James, 5-10, 175, Jr.-TR, Elsinore, Calif. - OR -
	29	Kwincy Edwards, 5-11, 165, Fr.-RS, Palmdale, Calif.

*Bold indicates player started at least six games in 2005.*

<b>KR</b>	20	Ray Bass, 6-0, 195, Jr.-TR, Corona, Calif.
<b>PR</b>	3	Donny Baker, 5-9, 165, Sr.-3L, Miami, Fla.
<b>H</b>	26	Alan Gomez, 6-3, 225, Jr.-SQ, Rancho Cucamonga, Calif.
<b>LS</b>	52	<b>Tyler Schmitt</b> , 6-2, 230, Jr.-2L, Peoria, Ariz.

## SDSU Situational Record

	<u>2002</u>	<u>2003</u>	<u>2004</u>	<u>2005</u>	<u>2006</u>	<u>Since 2002</u>
<b>OVERALL</b>	4-9	6-6	4-7	5-7	2-8	21-37
SCORING - first to score	3-2	6-4	4-2	5-4	2-2	20-14
LEADING - after one quarter	2-1	5-2	2-0	3-1	1-3	13-7
LEADING - at halftime	0-3	5-1	3-2	4-1	2-2	14-9
LEADING - after three quarters	3-1	6-0	4-0	4-1	2-1	19-3
<b>OFFENSE</b>						
SCORING - 30 or more points	3-2	2-1	2-0	4-1	0-0	11-4
SCORING - 24 or more points	4-3	4-1	3-1	5-3	0-2	16-10
TOTAL OFFENSE - 500-plus yards	0-3	1-0	1-0	2-1	0-0	4-4
TOTAL OFFENSE - 400-plus yards	3-4	1-0	3-2	3-3	0-0	10-9
TOTAL OFFENSE - rush and pass for 200-plus yards	0-0	1-0	2-0	3-0	0-0	6-0
PASSING - 300-plus yards	2-5	0-2	0-0	1-1	0-0	3-8
PASSING - 200-plus yards	4-8	3-4	3-6	3-4	0-2	13-24
RUSHING - 200-plus yards	0-0	2-0	2-0	3-0	0-1	7-1
FIRST DOWNS - 20-plus	4-5	3-3	3-4	3-4	0-2	13-18
3RD DOWN CONVERSION - 50 percent or better	2-0	2-0	0-0	2-2	0-1	6-3
TURNOVERS - two or fewer	3-7	6-2	2-3	5-2	1-4	17-18
FIELD POSITION - 30 or better	2-2	5-2	3-3	1-3	0-1	11-11
FIELD POSITION - 25 or better	2-6	5-4	4-5	5-4	0-5	16-24
PLAY CALL - 50 percent or more rushing	1-0	6-0	3-0	5-3	1-5	16-8
<b>DEFENSE</b>						
SCORING - allow 24 points or less	3-2	6-3	3-4	5-2	2-2	19-13
SCORING - allow 17 points or less	0-2	6-2	2-0	2-1	2-2	12-7
TOTAL OFFENSE - opponent has 300 yards or less	0-2	6-1	1-3	1-1	1-2	9-9
PASSING - opponent has 150 yards or less	1-2	5-2	1-2	1-2	1-3	9-11
RUSHING - opponent has 100 yards or less	1-1	2-1	3-2	2-0	1-1	9-5
FIRST DOWNS - opponent has 15 or less	0-2	3-3	0-2	2-1	0-3	5-11
3RD DOWN CONVERSION - opponent 33 percent or less	1-2	3-4	2-2	3-1	0-2	9-11
TURNOVERS - opponent has three or more	1-3	2-2	3-1	3-2	0-1	9-9
FIELD POSITION - opponent 25 or less	1-0	2-1	1-0	1-0	0-0	5-1
FIELD POSITION - opponent 20 or less	0-0	0-0	0-0	0-0	0-0	0-0
DEFENSIVE SCORE - defense scores points	2-1	2-1	1-2	2-1	0-0	7-5
<b>COMPARISON</b>						
RUSHING YARDS - SDSU has more	1-0	5-1	3-1	4-0	0-3	13-5
RETURN YARDS - SDSU has more	3-3	1-1	1-4	0-2	0-1	5-11
TURNOVER - SDSU commits fewer	2-4	4-1	3-1	4-1	1-1	14-8
TIME OF POSSESSION - advantage	2-2	3-3	3-1	3-1	0-3	11-10
FIRST DOWNS and POSSESSION TIME - SDSU advantage	1-2	3-2	2-1	2-1	0-1	8-7
AVERAGE FIELD POSITION - SDSU advantage	2-3	4-0	3-1	2-2	0-0	11-6
AVG. FIELD POSITION and TURNOVERS - SDSU advantage	2-2	4-0	2-1	1-0	0-0	9-3
SPECIAL TEAMS SCORE - SDSU scores off special teams	2-0	0-0	0-0	0-1	1-1	3-2
<b>INDIVIDUAL</b>						
RUSHER - 100-yard	1-0	5-1	3-2	3-1	1-1	13-5
PASSER - 300-yard	2-4	0-1	0-0	0-1	0-0	2-6
RECEIVER - 100-yard	4-8	1-1	1-3	3-1	0-0	9-13
RUSHER 100-yard and PASSER 300-yard	1-0	0-0	0-0	1-1	0-0	2-1

# The Last Time SDSU

## Team

### RUSHING

Had 400 or more yards	.430, vs. Pacific, W - 55-34, Sept. 14, 1991
Had 300 or more yards	.356, vs. Eastern Illinois, W - 40-7, Oct. 6, 2001
Had 70 or more attempts	.71, vs. Texas-El Paso, W - 42-20, Nov. 17, 1979
Had 60 or more attempts	.67, at Texas-El Paso, W - 28-7, Nov. 15, 1980
Had 50 or more attempts	.55, vs. Brigham Young, W - 31-10, Oct. 1, 2005
Had seven or more rushing TDs	.7, vs. Pacific, W - 55-34, Sept. 14, 1991
Had six or more rushing TDs	.6, at Hawai'i, W - 47-21, Oct. 5, 1991
Had five or more rushing TDs	.5, at New Mexico, W - 48-42, Oct. 19, 1996
Had four or more rushing TDs	.4, vs. Brigham Young, W - 31-10, Oct. 1, 2005

### PASSING

Had 500 or more yards	.507, at Hawai'i, L - 40-41, Dec. 7, 2002
Had 400 or more yards	.421, at Hawai'i, L - 38-49, Dec. 3, 2005
Had 300 or more yards	.421, at Hawai'i, L - 38-49, Dec. 3, 2005
Had 50 or more pass attempts	.51, at Hawai'i, L - 38-49, Dec. 3, 2005
Had 40 or more pass attempts	.51, at Hawai'i, L - 38-49, Dec. 3, 2005
Had 30 or more pass attempts	.51, at Hawai'i, L - 38-49, Dec. 3, 2005
Had 30 or more completions	.33, at Hawai'i, L - 38-49, Dec. 3, 2005
Had 25 or more completions	.33, at Hawai'i, L - 38-49, Dec. 3, 2005
Had 20 or more completions	.24, vs. UTEP, L, 27-34, Aug. 31, 2006
Had five touchdowns passing	.5, vs. San Jose State, W - 52-21, Sept. 24, 2005
Had four touchdowns passing	.5, vs. San Jose State, W - 52-21, Sept. 24, 2005
Had three touchdowns passing	.3, at Hawai'i, L - 38-49, Dec. 3, 2005

### TOTAL OFFENSE

Had 600 or more yards of total offense	.632, at Hawai'i, L - 40-41, Dec. 7, 2002
Had 500 or more yards of total offense	.554, at Hawai'i, L - 38-49, Dec. 3, 2005
Had 400 or more yards of total offense	.554, at Hawai'i, L - 38-49, Dec. 3, 2005
Had 85 or more offensive plays	.88, at Hawai'i, L - 38-49, Dec. 3, 2005
Had 75 or more offensive plays	.76, vs. UTEP, L, 27-34, Aug. 31, 2006

### SCORING

Scored 60 or more points	.66, vs. Utah, W - 66-14, Nov. 3, 1990
Scored 50 or more points	.52, vs. San Jose State, W - 52-21, Sept. 24, 2005
Scored 40 or more points	.52, vs. San Jose State, W - 52-21, Sept. 24, 2005
Scored 30 or more points	.38, at Hawai'i, L - 38-49, Dec. 3, 2005

### VARIOUS

Was not penalized	.0, at San Jose State, T - 27-27, Nov. 3, 1973
Did not commit a turnover	.vs. Air Force, W - 19-12, Oct. 21, 2006
Had 30 or more first downs	.31, at Hawai'i, L - 38-49, Dec. 3, 2005
Had 25 or more first downs	.31, at Hawai'i, L - 38-49, Dec. 3, 2005
Had 20 or more first downs	.22, vs. UTEP, L, 27-34, Aug. 31, 2006
Had 35 minutes of possession time	.37:32, vs. UTEP, L, 27-34, Aug. 31, 2006

### DEFENSE

Held opponent to 50 or fewer rushing yards	.30, vs. UTEP, L, 27-34, Aug. 31, 2006
Held opponent to 100 or fewer passing yards	.97, at Wyoming, L - 24-27, Nov. 4, 2006
Held opponent to 300 or fewer total yards	.284, Cal Poly, L - 14-16, Oct. 28, 2006
Held opponent to 200 or fewer total yards	.196, vs. Colorado State, L - 17-21, Oct. 16, 2004
Recorded six or more takeaways	.6, at Texas-El Paso, W - 34-0, Sept. 13, 2003
Recorded five or more takeaways	.6, at Texas-El Paso, W - 34-0, Sept. 13, 2003
Intercepted five or more passes	.6, vs. Wyoming, W - 38-16, Nov. 17, 2001
Intercepted four or more passes	.4, vs. UTEP, L, 27-34, Aug. 31, 2006
Intercepted three or more passes	.4, vs. UTEP, L, 27-34, Aug. 31, 2006
Recovered four fumbles	.4, at UCLA, L - 10-20, Sept. 27, 2003
Recovered three fumbles	.3, at Hawai'i, L - 38-49, Dec. 3, 2005
Scored a safety	.at New Mexico, L - 9-19, Oct. 23, 2004
Scored a touchdown	.vs. UNLV, W - 21-7, Nov. 11, 2006

# The Last Time SDSU

Recorded 10 tackles for loss .....15, vs. Colorado State, L - 17-21, Oct. 16, 2004  
 Recorded five sacks .....6, vs. Colorado State, L - 17-21, Oct. 16, 2004

## Individual

### RUSHING

Had 300 or more yards .....300 by Marshall Faulk vs. Hawai'i, W - 52-28, Nov. 14, 1992  
 Had 200 or more yards .....218 by Lynell Hamilton vs. Wyoming, W - 25-20, Oct. 25, 2003  
 Had 175 or more yards .....218 by Lynell Hamilton vs. Wyoming, W - 25-20, Oct. 25, 2003  
 Had 150 or more yards .....154 by Lynell Hamilton vs. Wyoming, W - 34-21, Nov. 19, 2005  
 Had 125 or more yards .....154 by Lynell Hamilton vs. Wyoming, W - 34-21, Nov. 19, 2005  
 Had 100 or more yards .....140 by Atiyah Henderson vs. Cal Poly, L - 14-16, Oct. 28, 2006

Carried 40 or more times .....40 by Lynell Hamilton vs. Wyoming, W - 25-20, Oct. 25, 2003  
 Carried 35 or more times .....40 by Lynell Hamilton vs. Wyoming, W - 25-20, Oct. 25, 2003  
 Carried 30 or more times .....30 by Lynell Hamilton vs. Brigham Young, W - 31-10, Oct. 1, 2005  
 Carried 25 or more times .....26 by Atiyah Henderson vs. Cal Poly, L - 14-16, Oct. 28, 2006  
 Rushed for four or more touchdowns .....4, by Larry Ned vs. Wyoming, W - 38-16, Nov. 17, 2001  
 Rushed for three or more touchdowns .....4, by Larry Ned vs. Wyoming, W - 38-16, Nov. 17, 2001  
 Rushed for two or more touchdowns .....2, by Darren Mougey vs. UTEP, L - 27-34, Aug. 31, 2006  
 Had a run of 80 yards or more .....92, by Chris Hardy vs. Texas-El Paso, W 34-6, Nov. 16, 1985  
 Had a run of 70 yards or more .....77, by Larry Ned at Utah, L- 16-38, Oct. 23, 1999  
 Had a run of 60 yards or more .....61 by Kevin O'Connell at Utah, W - 28-19, Oct. 15, 2005  
 Had a run of 50 yards or more .....61 by Kevin O'Connell at Utah, W - 28-19, Oct. 15, 2005

### PASSING

Had 500 or more yards .....506, Adam Hall at Idaho, L, 38-48, Sept. 21, 2002  
 Had 400 or more yards .....421, Kevin O'Connell at Hawai'i, L - 38-49, Dec. 3, 2005  
 Had 300 or more yards .....421, Kevin O'Connell at Hawai'i, L - 38-49, Dec. 3, 2005  
 Attempted 50 or more passes .....60, Adam Hall vs. Arizona State, L -28-39, Sept. 14, 2002  
 Attempted 40 or more passes .....51, Kevin O'Connell at Hawai'i, L - 38-49, Dec. 3, 2005  
 Attempted 30 or more passes .....51, Kevin O'Connell at Hawai'i, L - 38-49, Dec. 3, 2005  
 Completed 40 or more passes .....40, Todd Santos vs. Stanford, L 40-44, Oct. 17, 1987  
 Completed 35 or more passes .....39, Adam Hall at Colorado, L, 14-34, Sept. 7, 2002  
 Completed 30 or more passes .....33, Kevin O'Connell at Hawai'i, L - 38-49, Dec. 3, 2005  
 Threw five touchdown passes .....5, Adam Hall at Idaho, L, 38-48 - Sept. 21, 2002  
 Threw four touchdown passes .....4, Kevin O'Connell vs. San Jose State, W - 52-21, Sept. 24, 2005  
 Threw three touchdown passes .....3, Kevin O'Connell at Hawai'i, L - 38-49, Dec. 3, 2005  
 Completed a pass of 80 yards or more .....80, Brett Swain from Kevin O'Connell at Ohio State, L - 6-27, Sept. 17, 2005  
 Completed a pass of 70 yards or more .....80, Brett Swain from Kevin O'Connell at Ohio State, L - 6-27, Sept. 17, 2005  
 Completed a pass of 60 yards or more .....66, Brett Swain from Kevin O'Connell at Wyoming, L - 24-27, Nov. 4, 2006  
 Completed a pass of 50 yards or more .....66, Brett Swain from Kevin O'Connell at Wyoming, L - 24-27, Nov. 4, 2006

### RECEIVING

Caught 15 or more passes .....18, J.R. Tolver, at Hawaii, Dec. 7, 2002  
 Caught 10 or more passes .....13, Jeff Webb at Hawai'i, L - 38-49, Dec. 3, 2005  
 Had 200 or more yards receiving .....253, Jeff Webb vs. Brigham Young, Oct. 4, 2003  
 Had 175 or more yards receiving .....253, Jeff Webb vs. Brigham Young, Oct. 4, 2003  
 Had 150 or more yards receiving .....253, Jeff Webb vs. Brigham Young, Oct. 4, 2003  
 Had 100 or more yards receiving .....142, Jeff Webb at Hawai'i, L - 38-49, Dec. 3, 2005  
 Had two 100-yard receivers .....142 Jeff Webb and 119 Chaz Schilens, at Hawai'i, L - 38-49, Dec. 3, 2005  
 Caught three or more TDs .....3, Jeff Webb vs. Brigham Young, Oct. 4, 2003  
 Caught two or more TDs .....2, Ramal Porter vs. Cal Poly, L - 14-16, Oct. 28, 2006

### TOTAL OFFENSE

Had 500 or more yards total offense .....506, Adam Hall, at Idaho, Sept. 21, 2002  
 Had 400 or more yards total offense .....432, Kevin O'Connell at Hawai'i, L - 38-49, Dec. 3, 2005  
 Had 100 yards both passing and rushing .....229 (passing), 101 (rushing), Kevin O'Connell at Brigham Young, L, 16-49, Nov. 6, 2004

## The Last Time SDSU

---

### SCORING

Accounted for four or more TDs ..... 4, Kevin O'Connell at Hawai'i, L - 38-49, Dec. 3, 2005  
 Accounted for three or more TDs ..... 4, Kevin O'Connell at Hawai'i, L - 38-49, Dec. 3, 2005

### DEFENSE

Intercepted two or more passes ..... 2, Donny Baker vs. UTEP, L - 27-34, Aug. 31, 2006  
 Recovered three or more fumbles ..... Never  
 Recovered two or more fumbles ..... 2, Kirk Morrison at New Mexico, Nov. 9, 2002  
 Recorded 15 or more tackles ..... 15, Joe Martin 66, Brett Swain from Kevin O'Connell at Wyoming, L - 24-27, Nov. 4, 2006

### SPECIAL TEAMS

Scored 15 or more points kicking ..... 16, Tommy Kirovski, at Hawaii, L - 40-41, Dec. 7, 2002  
 Scored 10 or more points kicking ..... 11, Garrett Palmer at Air Force, L - 29-41, Sept. 10, 2005  
 Kicked five or more field goals ..... Never  
 Kicked four or more field goals ..... 4, J.C. Mejia vs. Wyoming, W - 25-20, Oct. 25, 2003  
 Kicked two field goals of 50 or more yards ..... 51 and 50, Chris O'Brien vs. New Mexico, Nov. 17, 1984  
 Kicked one field goal of more than 50 yards ..... 51, J.C. Mejia, at Colorado St., L - 6-21, Nov. 15, 2003  
 Kicked a 50-yard field goal ..... 50, Garrett Palmer vs. Nevada, W - 27-10, Sept. 25, 2004  
 Kicked a punt 70 or more yards ..... 78, Michael Hughes at UNLV, L - 10-13, Oct. 8, 2005  
 Kicked a punt 60 or more yards ..... 78, Michael Hughes at UNLV, L - 10-13, Oct. 8, 2005  
 Punted nine or more times ..... 11, Michael Hughes at Ohio State, L - 6-27, Sept. 17, 2005  
 Totaled 100 or more kick return yards ..... 113, Michael Franklin at Hawai'i, L - 38-49, Dec. 3, 2005  
 Totaled 100 or more punt return yards ..... 107, Kyle Conerly vs. UNLV, W, 31-21, Oct. 26, 2002

# SDSU Season Statistics

Record: 2-8 (Home: 2-3; Away: 0-5)

Mountain West Conference: 2-4 (Home: 2-1; Away: 0-3)

Date	Opponent	Time/Result	Att.	Opp. Rk
A.31	UTEP	L 27-34	34,723	rv/rv
S.16	at Wisconsin	L 0-14	81,090	rv/rv
S.23	Utah*	L 7-38	53,794	
S.30	San Jose State	L 10-31	14,361	
O.7	at Brigham Young*	L 17-47	60,804	
O.21	Air Force*	W 19-12	26,871	
O.28	Cal Poly (HC)	L 14-16	20,974	
N.4	at Wyoming*	L 24-27	14,012	
N.11	UNLV*	W 21-7	21,445	
N.18	at TCU*	L 0-52	26,287	rv/rv
N.25	at New Mexico*	12:30 p.m. MT		
D.2	Colorado State*	5 p.m. PT		

\* - Mountain West Conference Game. HC - Homecoming. Ranking refers to AP/USA Today Poll at game time. rv - receiving votes.

SCORE BY QTR	1st	2nd	3rd	4th	OT	Total
San Diego State	44	27	28	40	-	139
Opponents	54	93	72	59	-	278

TEAM STATISTICS	San Diego State	Opponents
<b>SCORING</b>	<b>139</b>	<b>278</b>
Points Per Game	13.9	27.8
<b>FIRST DOWNS</b>	<b>141</b>	<b>201</b>
Rushing	71	110
Passing	56	76
Penalty	14	15
<b>RUSHING YARDAGE</b>	<b>1,142</b>	<b>1,834</b>
Yards gained rushing	1,385	2,004
Yards lost rushing	243	170
Rushing Attempts	356	418
Average Per Rush	3.2	4.4
Average Per Game	114.2	183.4
TDs Rushing	8	12
<b>PASSING YARDAGE</b>	<b>1,426</b>	<b>1,449</b>
Att-Comp-Int	226-137-14	234-145-8
Average Per Pass	6.3	7.7
Average Per Catch	10.4	12.4
Average Per Game	142.6	179.8
TDs Passing	6	20
<b>TOTAL OFFENSE</b>	<b>2,568</b>	<b>3,632</b>
Total Plays	582	652
Average Per Play	4.4	5.6
Average Per Game	256.8	363.2
KICK RETURNS: #-YARDS	43-761	24-535
PUNT RETURNS: #-YARDS	15-82	23-227
INT RETURNS: #-YARDS	8-69	14-260
KICK RETURN AVERAGE	17.7	22.3
PUNT RETURN AVERAGE	5.5	9.9
INT RETURN AVERAGE	8.6	18.6
FUMBLES-LOST	21-6	15-9
PENALTIES-YARDS	63-549	42-374
Average Per Game	54.9	37.4
PUNTS-YARDS	55-2,163	29-1,178
Average Per Punt	39.3	40.6
Net punt average	32.7	35.7
<b>TIME OF POSSESSION/GAME</b>	<b>30:01</b>	<b>29:59</b>
3RD-DOWN CONVERSIONS	45/134	59/130
3rd-Down Pct	34%	45%
4TH-DOWN CONVERSIONS	8/13	8/16
4th-Down Pct	62%	50%
SACKS BY-YARDS	10-73	21-126
MISC YARDS	8	0
TOUCHDOWNS SCORED	17	36
FIELD GOALS-ATTEMPTS	7-12	10-21
ON-SIDE KICKS	0-2	0-0
<b>RED-ZONE SCORES</b>	<b>14-18 78%</b>	<b>29-46 63%</b>
<b>RED-ZONE TOUCHDOWNS</b>	<b>9-18 50%</b>	<b>22-46 48%</b>
PAT-ATTEMPTS	16-16 100%	32-36 89%
ATTENDANCE	157,807	196,554
Games/Avg Per Game	5/31,561	5/39,311

## RUSHING

Player	G	Att.	Gain	Loss	Net	Avg.	TD	Long	YPG	10+	5+	Hi Gm
HENDERSON, Atiy	10	152	712	27	685	4.5	0	40	68.5	20	58	142
BORNES, Brandon	10	46	169	4	165	3.6	2	14	17.4	2	16	60
HAMILTON, Lynel	5	54	166	21	145	2.7	1	12	29.0	3	12	53
MOUGEY, Darren	4	36	130	45	85	2.4	2	20	21.2	4	11	98
O'CONNELL, Kevi	4	23	91	60	31	1.3	1	28	7.8	2	7	25
WESLEY, Mekell	7	2	19	0	19	9.5	0	14	2.7	1	2	14
STURM, Brett	10	2	18	0	18	9.0	0	12	2.2	1	2	12
CAMPBELL, Tyler	10	10	16	9	7	0.7	2	4	0.7	0	0	1
PORTER, Ramal	10	1	7	0	7	7.0	0	7	0.7	0	1	7
SWAIN, Brett	10	2	2	0	2	1.0	0	2	0.2	0	0	2
TEAM	2	1	0	9	-9	-9.0	0	0	-4.5	0	0	0
CRAFT, Kevin	8	27	55	68	-13	-0.5	0	12	-1.6	1	5	11
<b>SAN DIEGO STATE</b>	<b>10</b>	<b>356</b>	<b>1385</b>	<b>243</b>	<b>1,142</b>	<b>3.2</b>	<b>8</b>	<b>40</b>	<b>114.2</b>	<b>34</b>	<b>114</b>	<b>204</b>
<b>OPPONENTS</b>	<b>10</b>	<b>418</b>	<b>2004</b>	<b>170</b>	<b>1,834</b>	<b>4.4</b>	<b>12</b>	<b>53</b>	<b>183.2</b>	<b>54</b>	<b>148</b>	<b>297</b>

## PASSING

Player	G	Effic.	Cmp.	Att.	Int.	Pct.	Yds.	TD	Long	YPG
CRAFT, Kevin	8	109.28	65	113	6	57.5	682	4	60	85.2
MOUGEY, Darren	4	99.42	43	71	6	60.6	432	1	36	108.0
O'CONNELL, Kevi	4	129.78	29	42	2	69.0	312	1	66	78.0
<b>SAN DIEGO STATE</b>	<b>10</b>	<b>109.99</b>	<b>137</b>	<b>226</b>	<b>14</b>	<b>60.6</b>	<b>1,426</b>	<b>6</b>	<b>66</b>	<b>142.6</b>
<b>OPPONENTS</b>	<b>10</b>	<b>147.88</b>	<b>145</b>	<b>234</b>	<b>8</b>	<b>62.0</b>	<b>1,798</b>	<b>20</b>	<b>68</b>	<b>179.8</b>

## RECEIVING

Player	G	No.	Yds.	Avg.	TD	Long	YPG	20+	10+	High Games
										Rec. Yards
SWAIN, Brett	10	37	394	10.6	2	66	39.4	4	16	5 73
SCHILENS, Chaz	10	26	420	16.2	2	60	42.0	6	16	6 77
PORTER, Ramal	10	18	211	11.7	2	34	21.1	3	10	8 70
HAMILTON, Lynel	5	15	102	6.8	0	36	20.4	1	2	6 64
HENDERSON, Atiy	10	15	43	2.9	0	7	4.3	0	1	4 17
SPINKS, Brian	5	9	91	10.1	0	17	18.2	0	6	4 40
KAWULOK, Matthe	10	5	66	13.2	0	24	6.6	2	3	1 24
WESLEY, Mekell	7	4	18	4.5	0	8	2.6	0	0	1 12
BORNES, Brandon	10	3	27	9.0	0	9	2.7	0	0	2 18
MILLER, Robert	6	2	22	11.0	0	15	3.7	0	1	1 15
MONTGOMERY, Mar	5	1	13	13.0	0	13	2.6	0	1	1 13
AMARAL, Justin	8	1	12	12.0	0	12	1.5	0	1	1 12
TOLEDO, Jon	3	1	7	7.0	0	7	2.3	0	0	1 7
<b>SAN DIEGO STATE</b>	<b>10</b>	<b>137</b>	<b>1426</b>	<b>10.4</b>	<b>6</b>	<b>66</b>	<b>142.6</b>	<b>16</b>	<b>57</b>	<b>24 275</b>
<b>OPPONENTS</b>	<b>10</b>	<b>145</b>	<b>1798</b>	<b>12.4</b>	<b>20</b>	<b>68</b>	<b>179.8</b>	<b>25</b>	<b>61</b>	<b>22 349</b>

## SCORING

Player	TD	FGs	-----PATs-----			Rcv.	Pass	DXP	Safety	Points
			Kick	Rush	Pass					
PALMER, Garrett	0	7-12	16-16	0-0	0	0-0	0	0	0	37
SCHILENS, Chaz	2	0-0	0-0	0-0	0	0-0	0	0	0	12
PORTER, Ramal	2	0-0	0-0	0-0	0	0-0	0	0	0	12
MOUGEY, Darren	2	0-0	0-0	0-0	0	0-0	0	0	0	12
CAMPBELL, Tyler	2	0-0	0-0	0-0	0	0-0	0	0	0	12
BORNES, Brandon	2	0-0	0-0	0-0	0	0-0	0	0	0	12
SWAIN, Brett	2	0-0	0-0	0-0	0	0-0	0	0	0	12
BASS, Ray	1	0-0	0-0	0-0	0	0-0	0	0	0	6
O'CONNELL, Kevin	1	0-0	0-0	0-0	0	0-0	0	0	0	6
MCKAY, T.J.	1	0-0	0-0	0-0	0	0-0	0	0	0	6
HULL, Marc	1	0-0	0-0	0-0	0	0-0	0	0	0	6
HAMILTON, Lynell	1	0-0	0-0	0-0	0	0-0	0	0	0	6
<b>SAN DIEGO STATE</b>	<b>17</b>	<b>7-12</b>	<b>16-16</b>	<b>0-0</b>	<b>0</b>	<b>0-0</b>	<b>0</b>	<b>0</b>	<b>0</b>	<b>139</b>
<b>OPPONENTS</b>	<b>36</b>	<b>10-21</b>	<b>32-36</b>	<b>0-0</b>	<b>0</b>	<b>0-0</b>	<b>0</b>	<b>0</b>	<b>0</b>	<b>278</b>

## PUNTING

Player	No.	Yards	Avg.	Long	TB	FC	In.20	50+	Blkd.	Net Yds.	Avg.
HUGHES, Michael	42	1700	40.5	64	6	6	6	7	0	1,403	33.4
GOMEZ, Alan	11	439	39.9	59	1	0	1	1	2	371	33.7
TEAM	2	24	12.0	24	0	0	0	0	0	24	12.0
<b>SAN DIEGO STATE</b>	<b>55</b>	<b>2163</b>	<b>39.3</b>	<b>64</b>	<b>7</b>	<b>6</b>	<b>7</b>	<b>8</b>	<b>2</b>	<b>1,798</b>	<b>32.6</b>
<b>OPPONENTS</b>	<b>29</b>	<b>1178</b>	<b>40.6</b>	<b>54</b>	<b>3</b>	<b>5</b>	<b>10</b>	<b>5</b>	<b>0</b>	<b>1,036</b>	<b>35.7</b>

## FIELD GOALS

Player	FGM-FGA	Pct	01-19	20-29	30-39	40-49	50-99	Lg	Blk
PALMER, Garrett	7-12	58.3	0-0	0-0	5-6	2-4	0-2	48	0
UTEP: 46gd, 52wl, 47wl, 35gd; Wisconsin: none; Utah: none; San Jose State: 30gd; Brigham Young: 48gd; Air Force: 35gd, 30gd; Cal Poly: 52sh, 48wl; Wyoming: 35gd; UNLV: none; TCU: 37wl.									
<b>SAN DIEGO STATE</b>	<b>7-12</b>	<b>63.6</b>	<b>0-0</b>	<b>0-0</b>	<b>5-6</b>	<b>2-4</b>	<b>0-2</b>	<b>48</b>	<b>0</b>
<b>OPPONENTS</b>	<b>10-21</b>	<b>47.6</b>	<b>0-0</b>	<b>4-6</b>	<b>4-7</b>	<b>1-3</b>	<b>1-4</b>	<b>52</b>	<b>1</b>

## PUNT RETURNS

Player	No.	Yds	Avg	TD	Long
AMARAL, Justin	9	60	6.7	0	15
BAKER, Donny	4	15	3.8	0	7
PORTER, Ramal	2	7	3.5	0	6
<b>SAN DIEGO STATE</b>	<b>15</b>	<b>82</b>	<b>5.5</b>	<b>0</b>	<b>15</b>
<b>OPPONENTS</b>	<b>23</b>	<b>227</b>	<b>9.9</b>	<b>0</b>	<b>29</b>



# SAN DIEGO STATE GAME NOTES WEEK ELEVEN - at New Mexico

## KICKOFF RETURNS

Player	G	No.	Yards	Avg.	TD	Long
AMARAL, Justin		21	339	16.1	0	37
BASS, Ray		8	188	23.5	0	74
PORTER, Ramal		8	137	17.1	0	26
CAMPBELL, Tyler		4	56	14.0	0	19
KAWULOK, Matthe		1	15	15.0	0	15
BORNES, Brandon		1	26	26.0	0	26
<b>SAN DIEGO STATE</b>	<b>10</b>	<b>43</b>	<b>761</b>	<b>17.7</b>	<b>0</b>	<b>74</b>
<b>OPPONENTS</b>	<b>10</b>	<b>24</b>	<b>535</b>	<b>22.3</b>	<b>0</b>	<b>48</b>

## INTERCEPTION RETURNS

Player	G	No.	Yards	Avg.	TD	Long
BAKER, Donny		2	0	0.0	0	0
BASS, Ray		2	49	24.5	1	49
SCHANTZ, Andrew		1	10	10.0	0	10
MCKAY, T.J.		1	10	10.0	0	10
MAZE, Terrell		1	0	0.0	0	0
STURM, Brett		1	0	0.0	0	0
<b>SAN DIEGO STATE</b>	<b>10</b>	<b>8</b>	<b>69</b>	<b>8.6</b>	<b>1</b>	<b>49</b>
<b>OPPONENTS</b>	<b>10</b>	<b>14</b>	<b>260</b>	<b>18.6</b>	<b>3</b>	<b>39</b>

## FUMBLE RETURNS

Player	G	No.	Yards	Avg.	TD	Long
HULL, Marc		1	2	2.0	1	2
MCKAY, T.J.		1	23	23.0	1	23
GRIGSBY, Reggie		1	1	1.0	0	1
<b>SAN DIEGO STATE</b>	<b>10</b>	<b>3</b>	<b>26</b>	<b>8.7</b>	<b>2</b>	<b>23</b>
<b>OPPONENTS</b>	<b>10</b>	<b>0</b>	<b>0</b>	<b>0.0</b>	<b>1</b>	<b>0</b>

## TOTAL OFFENSE

Player	G	Plays	Rush	Pass	Total	YPG
HENDERSON, Atiyah	10	152	685	0	685	68.5
CRAFT, Kevin	8	140	-13	682	669	83.6
MOUGEY, Darren	4	107	85	432	517	129.2
O'CONNELL, Kevin	4	65	31	312	343	85.8
BORNES, Brandon	10	46	165	0	165	16.5
HAMILTON, Lynell	5	54	145	0	145	29.0
WESLEY, Mekell	7	2	19	0	19	2.7
STURM, Brett	10	2	18	0	18	1.8
PORTER, Ramal	10	1	7	0	7	0.7
CAMPBELL, Tyler	10	10	7	0	7	0.7
SWAIN, Brett	10	2	2	0	2	0.2
TEAM	2	1	-9	0	-9	-4.5
<b>SAN DIEGO STATE</b>	<b>10</b>	<b>582</b>	<b>1142</b>	<b>1426</b>	<b>2568</b>	<b>256.8</b>
<b>OPPONENTS</b>	<b>10</b>	<b>652</b>	<b>1834</b>	<b>1798</b>	<b>3632</b>	<b>363.2</b>

## ALL PURPOSE

Player	G	Rush	Rec.	PR	KOR	IR	Total	YPG
HENDERSON, Atiyah	10	685	43	0	0	0	728	72.8
SCHILENS, Chaz	10	0	420	0	0	0	420	42.0
AMARAL, Justin	8	0	12	60	339	0	411	51.4
SWAIN, Brett	10	2	394	0	0	0	394	39.6
PORTER, Ramal	10	7	211	7	137	0	362	36.2
HAMILTON, Lynell	5	145	102	0	0	0	247	49.4
BASS, Ray	10	0	0	0	188	49	237	23.7
BORNES, Brandon	10	165	27	0	26	0	218	21.8
SPINKS, Brian	5	0	91	0	0	0	91	18.2
MOUGEY, Darren	4	85	0	0	0	0	85	21.2
KAWULOK, Matthew	10	0	66	0	15	0	81	8.1
CAMPBELL, Tyler	10	7	0	0	56	0	63	6.3
WESLEY, Mekell	7	19	18	0	0	0	37	5.3
O'CONNELL, Kevin	4	31	0	0	0	0	31	7.8
MILLER, Robert	6	0	22	0	0	0	22	3.7
STURM, Brett	10	18	0	0	0	0	18	1.8
BAKER, Donny	8	0	0	15	0	0	15	1.9
MONTGOMERY, Marcus	5	0	13	0	0	0	13	2.6
SCHANTZ, Andrew	10	0	0	0	0	10	10	1.0
MCKAY, T.J.	9	0	0	0	0	10	10	1.1
TOLEDO, Jon	3	0	7	0	0	0	7	2.3
TEAM	2	-9	0	0	0	0	-9	-4.5
CRAFT, Kevin	8	-13	0	0	0	0	-13	-1.6
<b>SAN DIEGO STATE</b>	<b>10</b>	<b>1142</b>	<b>1426</b>	<b>82</b>	<b>761</b>	<b>69</b>	<b>3480</b>	<b>348.0</b>
<b>OPPONENTS</b>	<b>10</b>	<b>1834</b>	<b>1798</b>	<b>227</b>	<b>535</b>	<b>260</b>	<b>4654</b>	<b>465.4</b>

## ATTENDANCE

Site	G	Attend.	Average	High	W-L
San Diego	5	157,807	31,561	53,794	2-3
Road	4	170,267	42,567	81,090	0-4

## FIRST DOWNS EARNED

Player	Rush	Pass	Rec.	Total
Atiyah Henderson	32	-	2	32
Kevin Craft	1	31	-	32
Darren Mougey	8	15	-	23
Brett Swain	-	-	17	17
Kevin O'Connell	6	7	-	13
Brandon Bornes	13	-	-	13
Chaz Schilens	-	-	12	12
Ramal Porter	-	-	12	12
Lynell Hamilton	6	-	3	9
Brian Spinks	-	-	3	3
Matthew Kawulok	-	-	3	3
Mekell Wesley	1	-	1	2
Tyler Campbell	1	-	-	1
Brett Sturm	1	-	-	1
<b>SAN DIEGO STATE</b>	<b>69</b>	<b>53</b>	<b>53</b>	

## FUMBLES

Player	No.	Lost
Kevin Craft	5	0
Darren Mougey	4	0
Atiyah Henderson	5	3
Brandon Bornes	1	0
Tyler Campbell	2	0
Kevin O'Connell	1	1
Brett Swain	1	1
Team	1	1
<b>SAN DIEGO STATE</b>	<b>20</b>	<b>6</b>
<b>OPPONENTS</b>	<b>12</b>	<b>8</b>

## CONSECUTIVE TOUCHES WITHOUT A

Player	Season	Total
Lynell Hamilton	69	89

*Includes rushing and receptions for running backs and wide receivers; includes snaps handled for quarterbacks.*

# SAN DIEGO STATE GAME NOTES WEEK ELEVEN - at New Mexico

## DEFENSE

Player	GP	-----Tackles-----			TFL/Yds.	-Sacks-  No.-Yards	---Pass Def---		QBH	---Fumbles---		Blkd Kick	Saf.
		Solo	Ast.	Total			Int.-Yds	BrUp		Rcv.-Yds	FF		
51 MARTIN, Joe	10	48	39	87	6.0-23	2.0-14	.	2	.	.	1	.	.
46 ALLEN, Russell	10	43	33	76	6.0-11	.	.	1	.	.	.	.	.
12 STURM, Brett	10	45	23	68	3.0-12	1.0-10	1-0	.	.	1-0	.	.	.
9 MAZE, Terrell	10	35	12	47	4.0-14	1.0-5	1-0	5	.	1-0	1	.	.
94 OSBORN, Nick	10	22	25	47	3.5-12	1.0-5	.	1	.	2-0	1	1	.
93 APPLEWHITE, Ant	10	25	18	43	5.5-30	3.5-27	.	.	.	.	.	1	.
99 BAILES, Jonatha	10	17	21	38	4.5-17	2.0-14	.	.	.	.	3	.	.
31 GRIGSBY, Reggie	9	24	12	36	.	.	.	3	.	1-1	1	.	.
3 BAKER, Donny	8	31	4	35	1.5-7	.	2-0	6	.	.	.	.	.
20 BASS, Ray	10	27	3	30	4.0-6	.	2-49	5	.	.	1	.	.
45 SCHANTZ, Andrew	10	16	11	27	2.5-3	.	1-10	.	1	.	.	.	.
55 METROKA, Emil	9	12	11	23	2.5-5	0.5-3	.	.	.	.	.	.	.
36 MARTIN, Brett	10	12	10	22	.	.	.	1	.	.	.	.	.
91 NWANSI, Ornan	10	5	12	17	.	.	.	.	.	1-0	.	.	.
43 MOORE, Aaron	8	12	4	16	1.0-4	.	.	1	.	.	.	.	.
5 MCKAY, T.J.	9	8	3	11	.	.	1-10	1	.	2-23	.	.	.
42 SANDFORD, Nick	10	11	.	11	.	.	.	.	.	.	.	.	.
35 LAOLAGI, Luke	10	7	3	10	1.0-2	.	.	.	.	.	.	.	.
24 DUNKLE, Freddy	10	8	2	10	.	.	.	.	.	.	.	.	.
54 AMANO, Frederic	5	5	4	9	.	.	.	.	.	.	.	.	.
41 DEMARTINIS, Ton	8	1	4	5	1.0-1	.	.	.	.	.	.	.	.
92 FIFITA, Siaosi	9	.	3	3	.	.	.	.	.	.	.	.	.
26 ARMSTRONG, Gera	8	1	2	3	.	.	.	.	.	.	.	.	.
96 NELSON, Peter	2	.	2	2	.	.	.	.	.	.	.	.	.
52 SCHMITT, Tyler	10	.	2	2	.	.	.	.	.	.	.	.	.
58 HULL, Marc	10	2	.	2	.	.	.	.	.	1-2	.	.	.
34 MILLING, Jerry	8	1	1	2	.	.	.	.	.	.	.	.	.
47 HOWARD, Kwan	3	.	1	1	.	.	.	.	.	.	.	.	.
48 PARRINGTON, Tre	7	1	.	1	.	.	.	.	.	.	.	.	.
39 JAMES, Scotty	5	1	.	1	.	.	.	.	.	.	.	.	.
7 O'CONNELL, Kevi	4	1	.	1	.	.	.	.	.	.	.	.	.3
37 BORNES, Brandon	10	1	.	1	.	.	.	.	.	.	.	.	.
3 CRAFT, Kevin	8	1	.	1	.	.	.	.	.	.	.	.	.
50 EDWARDS, Ted	2	1	.	1	.	.	.	.	.	.	.	.	.
88 KAWULOK, Matthe	10	1	.	1	.	.	.	.	.	.	.	.	.
23 CAMPBELL, Tyler	10	1	.	1	.	.	.	.	.	.	.	.	.
82 SPINKS, Brian	5	1	.	1	.	.	.	.	.	.	.	.	.
59 SMITH, Nick	9	1	.	1	.	.	.	.	.	.	.	.	.
77 SCHMIDT, Mike	9	1	.	1	.	.	.	.	.	.	.	.	.
4 MOUGEY, Darren	4	1	.	1	.	.	.	.	.	.	.	.	.
14 PALMER, Garrett	10	.	1	1	.	.	.	.	.	.	.	.	.
65 FEHOKO, Whitley	7	1	.	1	.	.	.	.	.	.	.	.	.
<b>SAN DIEGO STATE</b>	<b>10</b>	<b>432</b>	<b>265</b>	<b>697</b>	<b>46-147</b>	<b>10-73</b>	<b>8-69</b>	<b>26</b>	<b>1</b>	<b>9-26</b>	<b>8</b>	<b>2</b>	<b>.</b>
<b>OPPONENTS</b>	<b>10</b>	<b>378</b>	<b>254</b>	<b>632</b>	<b>58-202</b>	<b>21-126</b>	<b>14-260</b>	<b>16</b>	<b>4</b>	<b>6-0</b>	<b>10</b>	<b>2</b>	<b>.</b>

### 2006 SAN DIEGO STATE SINGLE-GAME HIGHS

#### INDIVIDUAL

**Longest Scoring Run** - 14, Darren Mougey vs. UTEP (8-31-06)  
**Longest Non-Scoring Run** - 40, Atiyah Henderson vs. Utah (9-23-06)  
**Longest Scoring Pass** - 66, Brett Swain from Kevin O'Connell at Wyoming (11-4-06)  
**Longest Non-Scoring Pass** - 41, Chaz Schilens from Kevin Craft at BYU (10-7-06)  
**Longest Kickoff Return** - 74, Ray Bass at TCU (11-18-06)  
**Longest Punt Return** - 15, Justin Amaral at Wyoming (11-4-06)  
**Longest Interception Return** - 49, Ray Bass vs. UNLV (11-11-06)  
**Longest Punt** - 64, Michael Hughes at Wyoming (11-4-06)  
**Longest Field Goal** - 48, Garrett Palmer at BYU (10-7-06)  
**Most Touchdowns** - 2, Darren Mougey vs. UTEP (8-31-06) and Ramal Porter vs. Cal Poly (10-28-06)  
**Most Rushing Attempts** - 26, Atiyah Henderson vs. Cal Poly (10-28-06)  
**Most Rushing Yards** - 142, Atiyah Henderson vs. Air Force (10-21-06)  
**Most Pass Attempts** - 32, Kevin Craft at BYU (10-7-06)  
**Most Pass Completions** - 20, Kevin Craft at BYU (10-7-06)  
**Most Interceptions Thrown** - 4, Darren Mougey vs. Utah (9-23-06)  
**Most Passing Yards** - 216, Kevin Craft at BYU (10-7-06)  
**Most Touchdown Passes** - 2, Kevin Craft vs. Cal Poly (10-28-06)  
**Most Receptions** - 8, Ramal Porter at BYU (10-7-06)  
**Most Receiving Yards** - 77, Chaz Schilens at BYU (10-7-06)  
**Most Field Goals Attempted** - 4, Garrett Palmer vs. UTEP (8-31-06)  
**Most Field Goals Made** - 2, Garrett Palmer vs. UTEP (8-31-06) and vs. Air Force (10-21-06)  
**Most Pass Interceptions** - 2, Donny Baker vs. UTEP (8-31-06)  
**Most Tackles** - 16, Joe Martin vs. Air Force (10-21-06)  
**Most Solo Tackles** - 10, Joe Martin at Wyoming (11-4-06), Antwan Applewhite and Russell Allen vs. Cal Poly (10-28-06)  
**Most Quarterback Sacks** - 1 - eight times  
**Most Tackles for Loss** - 2 - five times  
**Most Passes Broken Up** - 3, Terrell Maze at Wyoming (11-4-06)

#### TEAM BESTS/HIGHS

**Most First Downs** - 22, vs. UTEP (8-31-06)  
**Most Rushing Attempts** - 46, vs. UTEP (8-31-06)  
**Most Rushing Yards** - 204, vs. Utah (9-23-06)  
**Most Pass Attempts** - 32, at BYU (10-7-06)  
**Most Completions** - 24, vs. UTEP (8-31-06)  
**Most Interceptions Thrown** - 5, vs. Utah (9-23-06)  
**Most Passing Yards** - 275, vs. UTEP (8-31-06)  
**Most Total Offense** - 384, vs. UTEP (8-31-06)  
**Fewest Fumbles** - 1, vs. Utah (9-23-06)  
**Most Fumbles** - 4, vs. UTEP (8-31-06) and vs. Cal Poly (10-28-06)  
**Fewest Turnovers** - 0, vs. Air Force (10-21-06)  
**Most Turnovers** - 5, vs. Utah (9-23-06)  
**Most Offensive Plays** - 76, vs. UTEP (8-31-06)  
**Most Time of Possession** - 38:55, at BYU (10-7-06)  
**Longest Touchdown Drive** - 85, at Wyoming (11-4-06)  
**Long Field Goal Drive** - 76, vs. Air Force (10-21-06)

#### DEFENSIVE BESTS

**Fewest First Downs Allowed** - 12, vs. UTEP (8-31-06)  
**Fewest Rushing Attempts Allowed** - 20, vs. UTEP (8-31-06)  
**Fewest Rushing Yards Allowed** - 30, vs. UTEP (8-31-06)  
**Fewest Pass Attempts Allowed** - 7, vs. Air Force (10-21-06)  
**Fewest Pass Completions Allowed** - 4, vs. Air Force (10-21-06)  
**Fewest Passing Yards Allowed** - 47, vs. Air Force (10-21-06)  
**Most Interceptions** - 4, vs. UTEP (8-31-06)  
**Fewest Total Plays Allowed** - 48, vs. UTEP (8-31-06)  
**Fewest Total Yards Allowed** - 243, vs. UTEP (8-31-06)  
**Most Fumbles Forced** - 2, at Wisconsin (9-16-06)  
**Most Passes Broken Up** - 5, at Wyoming (11-4-06)  
**Most Quarterback Sacks** - 3, at Wyoming (11-4-06)  
**Most Tackles for Loss** - 7, vs. UTEP (8-31-06), vs. Cal Poly (10-28-06) at Wyoming (11-4-06)

# SAN DIEGO STATE GAME NOTES WEEK ELEVEN - at New Mexico

## DRIVE ENGINEERING

Quarterback	Drives		Drives Ended By							Points Yielded	Pts./Drive	QB Efficiency
	Started	TD	FG	MFG	Punts	Downs	TO	SF	Clock			
Mougey	44	6	4	0	23	1	8	0	2	54	1.23	23.8
Craft	48	5	2	2	23	4	8	0	4	41	0.85	20.4
O'Connell	22	3	1	3	9	0	4	0	2	24	1.09	35.0
<b>SAN DIEGO STATE</b>	<b>114</b>	<b>14</b>	<b>7</b>	<b>5</b>	<b>55</b>	<b>5</b>	<b>20</b>	<b>0</b>	<b>8</b>	<b>119</b>	<b>1.14</b>	<b>24.5</b>
<b>OPPONENTS</b>	<b>110</b>	<b>31</b>	<b>10</b>	<b>11</b>	<b>29</b>	<b>7</b>	<b>16</b>	<b>0</b>	<b>6</b>	<b>250</b>	<b>2.27</b>	<b>49.0</b>

QB Efficiency is drives that resulted in scores or missed field goals divided by number of drives minus drives ended by the clock.  
When two quarterbacks are involved in a drive, the quarterback that began the drive will receive credit for points yielded.

## RED ZONE

	Times		Drives Ended By							Total Points	TD Pct.	Scoring Pct.
	Inside Opp.	20	TD	FG	MFG	Punts	Downs	TO	Clock			
SAN DIEGO STATE	18	9	5	1	0	2	0	1	78	50.0	77.8	
OPPONENTS	46	22	7	7	0	2	7	1	171	47.8	63.0	

## AVERAGE STARTING FIELD POSITION

	Times		Total Yard Line	Average Field Pos	Started in Plus Territory		Scores	TD	FG	MFG	Punts	Downs	TO	Clock	Total Points
	Started	20													
SAN DIEGO STATE	114	2,915	25.57	4	3	3	0	1	0	0	0	0	0	21	
OPPONENTS	110	4,014	36.49	23	11	8	3	3	1	2	4	2	64		

Does not include defensive returns for touchdowns.

## TURNOVERS

San Diego State's 20 turnovers led to 58 Opponent points: 7 TD, 3 FG: 20.9% of Opponents' total points (278).

Opponent's 17 turnovers led to 44 San Diego State points: 6 TD, 1 FG: 31.7% of San Diego State's total points (139).

Line of Scrimmage	Own Territory					Opponent Territory					Returned By Opp				TO By Quarter			
	EZ/G-10	11-20	21-30	31-40	41-50	49-40	39-30	29-20	19-10	9-G/EZ	Total	for TD	1	2	3	4		
SAN DIEGO STATE TOs	4	1	3	4	4	2	2	0	0	0	20	4	3	6	3	8		
OPPONENTS TOs	3	0	2	0	0	2	1	5	2	2	17	3	3	4	4	6		

Yard line refers to where opponent took over possession.

## SCORING DRIVE ANALYSIS

Distance	SDSU		Opponent	
	TD	FG	TD	FG
(minus)	0	0	0	0
0-9	1	0	4	1
10-19	0	0	0	0
20-29	2	0	1	1
30-39	0	0	3	1
40-49	1	1	4	1
50-59	0	3	3	2
60-69	2	1	7	1
70-79	4	1	6	1
80-89	3	0	5	0
90-99	0	0	0	0

## GAME OPENING DRIVES

Game	SDSU			Opponent		
	Pts.	FD	Yrds.	Pts.	FD	Yrds.
UTEP	3	2	52	0	2	61
at Wisconsin	0	3	44	0	2	35
Utah	7	6	74	7	5	77
at San Jose State	0	0	6	0	0	9
at Brigham Young	7	3	43	3	2	41
Air Force	0	0	7	0	3	36
Cal Poly	0	0	-2	0	0	-3
at Wyoming	7	1	62	0	0	5
UNLV	0	2	31	0	1	19
at TCU	0	2	28	0	1	32
at New Mexico						
Colorado State						

## SECOND HALF OPENING DRIVES

Game	SDSU			Opponent		
	Pts.	FD	Yrds.	Pts.	FD	Yrds.
UTEP	0	1	14	7	3	41
at Wisconsin	0	0	8	0	2	20
Utah	0	2	37	0	4	60
at San Jose State	0	2	64	0	1	35
at Brigham Young	7	2	80	7	3	63
Air Force	7	3	76	3	4	70
Cal Poly	0	1	7	0	1	8
at Wyoming	0	0	-9	7	5	74
UNLV	0	1	24	0	1	28
at TCU	0	0	1	7	2	44
at New Mexico						
Colorado State						

## SAN DIEGO STATE BIG PLAYS (20+ YARDS)

Yards	Play	Opponent	Quarter	Player(s)
66*	Pass	Wyoming	4th	Kevin O'Connell to Brett Swain (1st and 10, own 34)t
60*	Pass	Wyoming	1st	Kevin Craft to Chaz Schilens (2nd and 8, own 40)
49*	Pass	Air Force	3rd	Kevin Craft to Chaz Schilens (1st and 10, AF 49)
41	Pass	BYU	3rd	Kevin Craft to Chaz Schilens (1st and 10, BYU 42)
40	Run	Utah	4th	Atiyah Henderson (2nd and 1, own 29)
36	Pass	UTEP	3rd	Darren Mougey to Lynell Hamilton (1st and 10, own 38)
34*	Pass	Cal Poly	1st	Kevin Craft to Ramal Porter (1st and 10, CP 34)
33	Pass	UNLV	4th	Kevin O'Connell to Brett Swain (2nd and 4, own 43)
28	Rush	UTEP	1st	Kevin O'Connell (3rd and 6, own 36)
26	Run	Air Force	2nd	Atiyah Henderson (1st and 10, own 22)
26	Pass	Utah	3rd	Darren Mougey to Chaz Schilens (3rd and 10 own 32)
25*	Pass	Cal Poly	1st	Kevin Craft to Ramal Porter (1st and 10, CP 25)
25	Pass	Wisconsin	3rd	Darren Mougey to Chaz Schilens (1st and 10, own 38)
24	Pass	Air Force	3rd	Kevin Craft to Matthew Kawulok (2nd and 10, own 27)
23	Run	BYU	3rd	Atiyah Henderson (1st and 10, own 35)
23	Pass	UTEP	1st	O'Connell to Matthew Kawulok (1st and 10, own 41)
23	Pass	UTEP	4th	Darren Mougey to Brett Swain (1st and 10, own 18)
21	Run	Utah	4th	Atiyah Henderson (1st and 10, Utah 31)
20	Run	BYU	1st	Kevin Craft to Ramal Porter (2nd and 6, own 47)
20	Pass	SJSU	1st	Darren Moge to Brett Swain (3rd and 10, own 20)
20	Run	Utah	1st	Darren Mougey (3rd and 4, Utah 36)
20	Pass	UTEP	3rd	Darren Mougey to Chaz Schilens (1st and 10, own 39)

\* - Play resulted in a touchdown

## OPPONENT BIG PLAYS (22+ YARDS)

Yards	Play	Opponent	Quarter	Player(s)
68*	Pass	SJSU	3rd	Adam Tafrales to John Broussard (2nd and 4, own 32)
53*	Run	Wisconsin	3rd	P. J. Hill rush (1st and 10, own 47)
48	Run	Wisconsin	4th	Dywon Rowan rush (1st and 10, own 42)
47*	Pass	SJSU	1st	James Jones to John Broussard (1st and 10, SD 47)
47	Pass	TCU	4th	Marcus Jackson to Justin Watts (1st and 10, own 32)
44*	Pass	TCU	1st	Jeff Ballard to Shae Reagan (2nd and 1, SD 44)
44	Pass	Cal Poly	2nd	Matt Brennan to Ramses Barden (2nd and 12, own 18)
43	Pass	BYU	2nd	John Beck to Zac Collie (3rd and 7, own 38)
41	Pass	UTEP	2nd	Jordan Palmer to Higgins (2nd and 7, own 32)
38	Run	Cal Poly	2nd	James Nobel rush (3rd and 11, own 34)
38	Pass	BYU	2nd	John Beck to Nathan Meikle (1st and 10, SD 46)
36	Pass	SJSU	2nd	Adam Tradralis to John Broussard (2nd and 6, own 47)
36	Pass	UTEP	1st	Jordan Palmer to Dan Robinson (1st and 10, own 20)
33*	Pass	TCU	3rd	Jeff Ballard to Donald Massey (1st and 10, SD 33)
34	Pass	BYU	3rd	John Beck to McKay Jacobson (3rd and 2, SD 41)
32	Run	Wisconsin	2nd	P.J. Hill rush (2nd and 2, own 38)
30*	Pass	TCU	2nd	Jeff Ballard to Quentilly Harmon (1st and 10, SD 30)
30	Pass	TCU	2nd	Jeff Ballard to Quentilly Harmon (3rd and 10, SD 34)
29*	Pass	BYU	1st	John Beck to Zac Collie (1st and 10, SD 29)
28*	Pass	Cal Poly	2nd	Matt Brennan to Ramses Barden (1st and 10, SD 28)
28	Pass	TCU	1st	Jeff Ballard to Donald Massey (1st and 10, TCU 26)
27	Pass	Air Force	3rd	Shaun Carney to Justin Handley (1st and 10, SD 49)
27	Pass	UTEP	4th	Jordan Palmer to Joe West (3rd and 14, SD 32)
26	Pass	UNLV	4th	Rocky Hinds to Ryan Wolfe (2nd and 10, own 36)
25	Run	Air Force	4th	Chad Hall rush (2nd and 10, own 14)
25	Pass	Utah	2nd	Brett Ratliff to Brent Casteel (3rd and 9, SD 45)
24*	Run	TCU	3rd	Joseph Turner rush (1st and 10, SD 24)
24	Pass	UNLV	3rd	Rocky Hinds to Chris Butler (2nd and 6, own 40)
23	Run	Wyoming	1st	Joseph Harris rush (2ns and 10, SD 37)
22	Pass	Utah	1st	Brett Ratliff to Brent Casteel (1st and 20, own 34)

\* - Play resulted in a touchdown

# SAN DIEGO STATE GAME NOTES WEEK ELEVEN - at New Mexico

## GAME SUMMARIES

Game	Score By Quarters				First Downs				Rushing			Passing			Total Off.		Return	Punting	Fumbles	Pen.	Third	Avg.		
	Score	1	2	3	4	Tot	Ru	Pa	Pn	Att	Yards	TD	A-C-I	Yards	TD	Att	Yards	Yards	No-Avg	No-Lost	No-Yds	Downs	F. Pos	ToP
at SDSU	27	3	0	7	17	22	12	10	0	46	109	3	30-24-2	275	0	76	384	96	2-17.5	4-1	5-39	9-19	SD 30	37:32
UTEP	34	0	14	13	7	12	1	9	2	19	30	1	29-20-4	213	3	48	243	122	2-34.0	1-0	0-0	5-10	UT 40	22:28
SDSU	0	0	0	0	0	7	2	3	2	26	13	0	26-13-0	102	0	53	115	40	12-39.8	2-1	3-26	2-16	SD 27	25:31
at Wisconsin	14	0	0	7	7	14	9	5	0	45	287	1	23-12-0	85	0	68	372	57	6-39.7	2-1	4-45	7-17	WI 34	34:29
at SDSU	7	7	0	0	0	15	10	4	1	45	204	0	20-9-5	83	1	65	287	106	4-40.8	1-0	8-49	6-14	SD 22	32:16
Utah	38	7	14	7	10	23	13	10	0	41	192	2	28-13-1	167	1	69	359	148	3-38.3	1-1	4-40	9-14	UU 37	27:44
SDSU	10	0	10	0	0	10	8	1	1	39	163	1	16-10-2	76	0	55	239	81	4-31.0	2-1	11-103	3-12	SD 28	29:45
at San Jose St.	31	7	7	14	3	20	8	9	3	36	136	1	23-19-0	282	3	59	418	43	3-37.7	2-2	5-45	3-10	SJ 33	30:15
SDSU	17	3	0	14	0	21	7	12	2	38	141	2	32-20-1	216	0	70	357	58	5-41.6	2-1	10-110	5-13	SD 20	38:55
at BYU	47	20	20	7	0	23	8	11	4	32	152	2	21-16-0	267	4	53	419	132	2-47.5	2-1	5-17	6-9	BY 41	21:05
at SDSU	19	0	3	7	9	15	9	5	1	30	151	0	19-12-0	133	1	49	284	47	4-42.5	2-0	5-36	5-10	SD 21	24:31
Air Force	12	0	0	3	9	23	21	1	1	65	297	1	7-4-1	47	0	72	344	71	2-38.0	1-1	6-55	9-16	AF 28	35:29
at SDSU	14	14	0	0	0	15	9	6	0	41	149	0	15-10-0	157	2	56	306	78	7-42.6	4-1	5-40	3-12	SD 29	28:46
Cal Poly	16	3	7	0	6	15	12	3	0	51	204	0	13-4-0	80	1	64	284	81	5-43.6	2-1	3-25	2-13	CP 34	31:14
SDSU	24	10	7	0	7	10	4	5	1	20	40	0	21-10-1	192	2	41	232	90	5-52.2	1-0	11-98	4-10	SD 24	22:05
at Wyoming	27	3	7	7	10	23	18	4	1	33	222	2	25-15-0	97	1	79	319	129	3-40.7	1-1	3-30	6-15	WY 35	37:55
at SDSU	21	7	7	0	7	20	8	7	5	47	141	1	21-16-1	136	0	68	277	92	3-34.7	0-0	3-38	7-15	SD 28	34:26
UNLV	7	0	0	0	7	18	4	11	3	26	39	0	39-20-2	211	1	65	250	152	1-43.0	2-1	7-82	4-14	LV 42	25:34
SDSU	0	0	0	0	0	6	2	3	1	24	31	0	25-11-2	56	0	49	87	224	9-35.8	1-0	2-10	1-13	SD 25	26:38
at TCU	52	14	24	14	0	30	16	13	1	49	275	2	26-22-0	349	5	75	624	87	2-45.0	3-1	5-35	8-12	TC 35	33:22

SDSU  
at New Mexico  
at SDSU  
Colorado St.

## SAN DIEGO STATE SCORING DRIVES

Opponent	Drive		Time	Type of Score	Qtr/Time	Start	Scoring Play
	Plays	Yards					
UTEP	10	52	4:46	FG	1st/6:33	SD 20	Palmer 46-yd FG
UTEP	13	80	5:03	TD	3rd/3:26	SD 20	Mougey 1-yd run
UTEP	5	62	2:15	TD	4th/14:56	SD 38	Mougey 14-yd run
UTEP	6	26	2:56	TD	4th/10:44	UT 26	Hamilton 1-yd run
UTEP	8	65	2:39	FG	4th/1:59	SD 18	Palmer 35-yd FG
Utah	15	74	7:33	TD	1st/3:10	SD 26	Swain 18-yd from Mougey
San Jose State	15	52	8:31	FG	2nd/5:54	SD 36	Palmer 30-yd FG
San Jose State	8	27	3:20	TD	2nd/1:54	SJ 27	Campbell 1-yd run
Brigham Young	7	41	3:07	FG	10:12/1st	SD 29	Palmer 48-yd FG
Brigham Young	6	80	2:35	TD	12:20/3rd	SD 20	Bornes 1-yd run
Brigham Young	12	74	4:56	TD	4:35/3rd	SD 26	Campbell 1-yd run
Air Force	9	76	5:09	FG	5:34/1st	SD 21	Palmer 35-yd FG
Air Force	6	76	2:26	TD	7:23/3rd	SD 24	Schilens 49-yd from Craft
Air Force	12	58	3:06	FG	0:02/4th	SD 30	Palmer 30-yd FG
Air Force	.	.	.	TD	0:00/4th	AF 0	Hull 2-yd fumble return
Cal Poly	7	66	2:55	TD	4:00/1st	SD 34	Porter 25-yd from Craft
Cal Poly	2	46	0:35	TD	1:38/1st	CP 46	Porter 34-yd from Craft
Wyoming	2	62	1:33	TD	13:27/1st	SD 38	Schilens 60-yd from Craft
Wyoming	14	64	7:09	FG	2:29/1st	SD 19	Palmer 35-yd FG
Wyoming	.	.	.	TD	7:27/2nd	WY 0	McKay 23-yd fumble return
Wyoming	2	85	0:27	FG	1:42/4th	SD 15	Swain 66-yd from O'Connell
UNLV	.	.	.	TD	9:15/1st	LV 0	Bass 49-yd interception return
UNLV	15	80	5:35	TD	3:45/2nd	SD 20	O'Connell 1-yd run
UNLV	8	74	4:00	TD	10:56/4th	SD 26	Bornes 9-yd run

## OPPONENT SCORING DRIVES

Opponent	Drive		Time	Type of Score	Qtr/Time	Start	Scoring Play
	Plays	Yards					
UTEP	4	71	1:11	TD	2nd/11:50	UT 29	Hunt 13-yd from Palmer
UTEP	3	36	1:13	TD	2nd/7:50	SD 36	Thomas 5-yd run
UTEP	9	41	2:35	TD	3rd/10:01	SD 41	Higgins 11-yd from Palmer
UTEP	.	.	.	TD	3rd/8:29	SD 0	Auelua 0-yd fumble ret.
UTEP	5	28	2:48	TD	4th/4:38	SD 28	Sears 7-yd from Palmer
Wisconsin	1	53	0:22	TD	3rd/6:49	WI 47	Hill 47-yd run
Wisconsin	7	72	3:59	TD	4th/7:06	WI 28	Hubbard 6-yd from Stocco
Utah	11	77	4:17	TD	1st/10:43	UU 23	Poston 1-yd run
Utah	11	76	3:31	TD	2nd/11:44	UU 24	Weddle 2-yd run
Utah	.	.	.	TD	2nd/11:12	SD 0	Weddle 30-yd int. return
Utah	6	60	1:53	TD	3rd/1:24	UU 40	Poston 18-yd from Ratliff
Utah	10	25	4:40	FG	4th/8:53	SD 31	Sakoda 23-yd FG
Utah	.	.	.	TD	4th/7:39	SD 0	Weddle 30-yd int. return
San Jose State	1	62	0:35	TD	1st/5:54	SJ 38	Broussard 47-yd from Jones
San Jose State	9	64	3:47	TD	2nd/14:25	SJ 36	Perry 1-yd run
San Jose State	4	85	1:55	TD	3rd/4:42	SJ 15	Broussard 68-yd from Tafrales
San Jose State	4	31	1:48	TD	3rd/0:06	SD 31	Coleman 12-yd from Tafrales
San Jose State	13	58	6:19	FG	4th/7:00	SJ 25	Strubeck 34-yd FG
Brigham Young	5	43	1:41	TD	1st/13:19	SD 43	Vakapuna 14-yd run
Brigham Young	7	81	3:06	TD	1st/6:47	BY 19	Collie 29-yd from Beck
Brigham Young	6	55	2:03	TD	1st/2:38	BY 45	Brown 4-yd run
Brigham Young	2	46	0:50	TD	2nd/10:06	SD 46	Harline 8-yd from Beck
Brigham Young	.	.	.	TD	2nd/8:13	SD 0	Gabriel 38-yd int. return
Brigham Young	7	80	2:17	TD	2nd/3:03	BY 20	Brown 4-yd pass from Beck
Brigham Young	6	63	2:26	TD	3rd/4:35	BY 37	Tonga 18-yd from Beck
Air Force	12	70	5:11	FG	3rd/9:49	AF 23	Sasser 24-yd FG
Air Force	9	60	2:37	TD	4th/12:14	AF 40	Kendrick 9-yd run
Air Force	13	63	6:01	FG	4th/3:06	AF 16	Sasser 38-yd FG
Cal Poly	9	44	4:05	FG	1st/6:55	50	Coromelas 23-yd FG
Cal Poly	6	81	1:55	TD	2nd/0:32	CP 19	Barden 28-yd from Brennan
Cal Poly	12	55	5:09	FG	4th/12:42	CP 37	Coromelas 25-yd FG
Cal Poy	4	3	1:12	FG	4th/1:50	SD 23	Coromelas 37-yd FG
Wyoming	8	37	1:58	FG	1st/9:38	WY 49	Scott 32-yd FG
Wyoming	14	72	6:54	TD	2nd/0:33	WY 28	Harris 2-yd run
Wyoming	14	74	4:16	TD	3rd/7:44	WY 26	Harris 1-yd run
Wyoming	12	59	4:38	TD	4th/12:30	WY 41	Betschart 5-yd from Sween
Wyoming	6	-1	3:17	FG	4th/7:08	SD 33	Goodman 52-yd FG
UNLV	10	63	5:07	TD	4th/14:56	LV 37	Straiten 2-yd from Hinds
TCU	6	63	2:07	TD	1st/7:50	TC 37	Massey 18-yd from Ballard
TCU	5	74	1:04	TD	1st/4:24	TC 26	Reagan 44-yd from Ballard
TCU	6	74	2:55	TD	2nd/14:16	TC 26	Harmon 30-yd from Ballard
TCU	11	36	5:04	FG	2nd/6:41	TC 37	LoCoco 44-yd FG
TCU	6	35	1:41	TD	2nd/2:47	SD 35	Massey 5-yd from Ballard
TCU	6	55	0:37	TD	2nd/0:37	TC 45	Ballard 4-yd run
TCU	3	44	1:28	TD	3rd/12:10	SD 44	Massey 33-yd from Ballard
TCU	8	80	2:56	TD	3rd/5:56	TC 20	Turner 24-yd run

# SAN DIEGO STATE GAME NOTES WEEK ELEVEN - at New Mexico

## OFFENSIVE STARTERS

Position	UTEP	Wisconsin	Utah	SJSU	BYU	Air Force	Cal Poly	Wyoming	UNLV	TCU	UNM	CSU
LT	Robinson	Robinson	Robinson	Robinson	Robinson	Robinson	Robinson	Robinson	Robinson	Robinson		
LG	Dombrowski	Dombrowski	*Smith	Smith	*Fehoko	Fehoko	Fehoko	Fehoko	Fehoko	Fehoko		
C	Justman	Justman	Justman	Justman	Justman	Justman	Justman	Justman	Justman	Justman		
RG	*Schmidt	Schmidt	Dombrowski	Dombrowski	Dombrowski	Dombrowski	Dombrowski	Dombrowski	Dombrowski	Dombrowski		
RT	Kravetz	Kravetz	Kravetz	Kravetz	Kravetz	Kravetz	Kravetz	Kravetz	Kravetz	Kravetz		
WR	Swain	Swain		Swain	*Wesley	Wesley			Swain	Swain		
WR	*Spinks	Spinks	Spinks	Spinks								
WR	Schilens	Schilens	Schilens	Schilens	Schilens	Schilens	Schilens	Schilens	Schilens	Schilens		
WR	Amaral					*Porter	Porter	Porter	Porter	Porter		
TE		*Kawulok	Kawulok	Kawulok	Kawulok		Kawulok	Kawulok			*Miller	
RB	Hamilton	Hamilton	Hamilton	*Henderson	Henderson	Henderson	Henderson	Henderson	Henderson	Henderson		
RB			Bornes		Bornes		Bornes	Bornes	Bornes	Bornes		
QB	O'Connell	*Mougey	Mougey	Mougey	*Craft	Craft	Craft	Craft	Craft	Craft	O'Connell	

## DEFENSIVE STARTERS

Position	UTEP	Wisconsin	Utah	SJSU	BYU	Air Force	Cal Poly	Wyoming	UNLV	TCU	UNM	CSU
DE	Applewhite	Applewhite	Applewhite	Applewhite	Applewhite	Applewhite	Applewhite	Applewhite	Applewhite	Applewhite		
DT	*Nwansi	Nwansi	Nwansi	Nwansi	Nwansi	Nwansi	Nwansi	Nwansi	Nwansi	Nwansi		
NT	Bailes	Bailes	Bailes	Bailes	Bailes	Bailes	Bailes	Bailes	Bailes	Bailes		
DE	Osborn	Osborn	Osborn	Osborn	Osborn	Osborn	Osborn	Osborn	Osborn	Osborn		
WLB	Allen	Allen	Allen	Allen	B. Martin	B. Martin	B. Martin	B. Martin	B. Martin	B. Martin		
MLB	J. Martin	J. Martin	J. Martin	J. Martin	J. Martin	J. Martin	J. Martin	J. Martin	J. Martin	J. Martin		
SLB	Schantz	Schantz	Schantz	Schantz	Allen	Allen	Allen	Allen	Allen	Allen		
CB	Maze	Maze	Maze	Maze	*Moore	Bass	Maze	Maze	Maze	Maze		
LS	Sturm	Sturm	Sturm	Sturm	Sturm	Sturm	Sturm	Sturm	Bass	Bass		
RS	McKay	Grigsby	Grigsby	*Bass	Bass	Grigsby	Grigsby	Grigsby	Grigsby	Grigsby		
CB	Baker	Baker	Baker	Baker	Maze	Baker	Baker	Moore	Moore	Baker		

\* - indicates first career start.

## KICKOFF ANALYSIS

	Times Total	Deep Kicks	Total Return	TB	In 20	OB	OnS	FC	MF	NA	SQB	Opp. OSY	Opp. Ret.	ASY
Garrett Palmer	33	30	21	5	4	1	0-for-3	0	0	0	1	807	527	24.45
<b>SAN DIEGO STATE</b>	<b>33</b>	<b>30</b>	<b>21</b>	<b>5</b>	<b>4</b>	<b>1</b>	<b>0-for-3</b>	<b>0</b>	<b>0</b>	<b>0</b>	<b>1</b>	<b>807</b>	<b>527</b>	<b>24.45</b>
<b>OPPONENTS</b>	<b>56</b>	<b>56</b>	<b>43</b>	<b>13</b>	<b>11</b>	<b>0</b>	<b>0-for-0</b>	<b>0</b>	<b>0</b>	<b>0</b>	<b>2</b>	<b>1,374</b>	<b>761</b>	<b>24.54</b>

TB - Touchbacks; OB - Out of Bounds; OnS - Onsides; FC - Fair Catch; MF - Muffed; NA - No Attempt at a Return; SQB - Squib; Opp. OSY - Opponents Starting Yard Line; Ret - Return Yardage; ASY - Average Starting Yardline.

## THIRD DOWN EFFICIENCY ANALYSIS

	3rd Down and -----												Rush	Pass	Total	Pct.	
	1	2	3	4	5	6	7	8	9	10	11-14	15-19					20+
SAN DIEGO STATE	10-20	8-13	6-12	3-7	1-9	3-10	2-8	5-13	2-8	1-8	4-18	0-4	0-2	24-57	21-77	45-134	33.6
OPPONENTS	14-20	11-18	6-10	5-9	5-13	5-14	5-11	1-6	3-8	2-9	2-12	0-0	0-0	33-63	26-67	59-130	45.4

For third down efficiency purposes, sacks are listed under attempted pass conversion.

# SAN DIEGO STATE GAME NOTES WEEK ELEVEN - at New Mexico

## RUSHING, INDIVIDUAL GAME-BY-GAME

PLAYER	SEASON	UTEP	Wisconsin	Utah	SJSU	BYU	Air Force	Cal Poly	Wyoming	UNLV	TCU	UNM	CSU
HENDERSON, Atiy RB	152-685-0	1-0-0	-	12-98-0	24-98-0	21-93-0	25-142-0	26-140-0	9-30-0	22-62-0	12-22-0		
BORNES, Brandon RB	46-165-2	1-(-3)-0	1-3-0	4-10-0	8-35-0	9-31-1	1-14-0	1-3-0	1-4-0	16-60-1	4-8-0		
HAMILTON, Lynel RB	54-145-1	20-40-1	11-19-0	16-53-0	DNP	DNP	DNP	4-24-0	3-9-0	DNP	DNP		
MOUGEY, Darren QB	36-85-2	13-41-2	11-(-12)-0	11-50-0	1-6-0	DNP	DNP	DNP	DNP	DNP	DNP		
O'CONNELL, Kevi QB	23-31-1	9-25-0	DNP	DNP	DNP	DNP	DNP	DNP	1-(-3)-0	6-14-1	7-(-5)-0		
WESLEY, Mekell WR	2-19-0	-	-	-	1-5-0	1-14-0	-	-	-	DNP	DNP		
STURM, Brett	2-18-0	-	1-12-0	-	1-6-0	-	-	-	-	-	-		
CAMPBELL, Tyler RB	10-7-2	1-4-0	-	1--8-0	2-3-1	2-1-1	1-2-0	-	-	3-5-0	-		
PORTER, Ramal	1-7-0	-	-	-	-	-	-	-	1-7-0	-	-		
SWAIN, Brett WR	2-2-0	1-2-0	1-0-0	-	-	-	-	-	-	-	-		
TEAM	1-(-9)-0	DNP	1-(-9)-0	DNP	DNP	DNP	DNP	DNP	DNP	DNP	DNP		
CRAFT, Kevin QB	27-(-13)-0	DNP	DNP	1-1-0	2-10-0	5-2-0	3-(-7)-0	10-(-18)-0	5-(-7)-0	-	1-6-0		
<b>TOTALS</b>	<b>356-1,142-8</b>	<b>46-109-3</b>	<b>26-13-0</b>	<b>45-204-0</b>	<b>39-163-1</b>	<b>38-141-2</b>	<b>30-151-0</b>	<b>41-149-0</b>	<b>20-40-0</b>	<b>47-147-2</b>	<b>24-31-0</b>		

## PASSING, INDIVIDUAL GAME-BY-GAME

KEVIN CRAFT	ATT.	COMP.	INT.	PCT.	YARDS	TD	LONG	EFF.	RUSH	YARDS	TD
UTEP	DNP										
at Wisconsin	DNP										
Utah	1	0	1	0.0	0	0	0	-200.00	1	1	0
at San Jose State	7	3	1	42.9	7	0	5	22.69	2	10	0
at Brigham Young	32	20	1	62.5	216	0	41	112.95	5	2	0
Air Force	19	12	0	63.2	133	1	49	139.33	3	-7	0
Cal Poly	15	10	0	66.7	157	2	34	198.59	10	-18	0
at Wyoming	15	6	1	40.0	98	1	60	103.55	5	-7	0
UNLV	14	9	1	64.3	68	0	19	90.80	-	-	-
at TCU	10	5	1	50.0	3	0	5	32.52	1	6	0
at New Mexico											
Colorado State											

DARREN MOUGEY	ATT.	COMP.	INT.	PCT.	YARDS	TD	LONG	EFF.	RUSH	YARDS	TD
UTEP	16	12	1	75.0	178	0	36	155.95	13	41	2
at Wisconsin	27	15	0	55.6	102	0	25	87.29	11	-12	0
Utah	19	9	4	47.4	83	1	26	59.33	11	50	0
at San Jose State	9	7	1	77.8	69	0	20	119.96	1	6	0
at Brigham Young	DNP										
Air Force	DNP										
Cal Poly	DNP										
at Wyoming	DNP										
UNLV	DNP										
at TCU	DNP										
at New Mexico											
Colorado State											

KEVIN O'CONNELL	ATT.	COMP.	INT.	PCT.	YARDS	TD	LONG	EFF.	RUSH	YARDS	TD
UTEP	14	12	1	85.7	97	0	23	129.63	9	25	0
at Wisconsin	DNP										
Utah	DNP										
at San Jose State	DNP										
at Brigham Young	DNP										
Air Force	DNP										
Cal Poly	DNP										
at Wyoming	6	4	0	66.7	94	1	66	253.27	1	-3	0
UNLV	7	7	0	1.000	68	0	33	181.60	6	14	1
at TCU	15	6	1	40.0	53	0	15	56.35	7	-5	0
at New Mexico											
Colorado State											

## RECEIVING, INDIVIDUAL GAME-BY-GAME

PLAYER	SEASON	UTEP	Wisconsin	Utah	SJSU	BYU	Air Force	Cal Poly	Wyoming	UNLV	TCU	UNM	CSU
SWAIN, Brett WR	37-394-2	5-64-0	5-33-0	4-28-1	4-42-0	4-41-0	4-28-0	1-15-0	2-73-1	4-48-0	4-22-0		
SCHILENS, Chaz WR	26-420-2	6-67-0	2-28-0	1-26-0	1-5-0	4-77-0	2-56-1	5-69-0	2-67-1	3-25-0	-		
PORTER, Ramal WR	18-211-2	-	-	-	-	8-70-0	2-15-0	2-59-2	2-31-0	3-34-0	1-2-0		
HAMILTON, Lynel RB	15-102-0	6-64-0	6-26-0	3-12-0	DNP	DNP	DNP	-	-	DNP	DNP		
HENDERSON, Atiy RB	15-43-0	-	-	-	1-6-0	2-10-0	2-2-0	-	3-8-0	3-0-0	4-17-0		
SPINKS, Brian WR	9-91-0	3-40-0	2-15-0	1-17-0	3-19-0	DNP	DNP	DNP	DNP	-	DNP		
KAWULOK, Matthe TE	5-66-0	1-23-0	-	-	1-4-0	-	1-24-0	-	-	1-15-0	1-0-0		
WESLEY, Mekell WR	4-18-0	2-5-0	-	-	-	-	1-8-0	1-5-0	DNP	DNP	DNP		
BORNES, Brandon RB	3-27-0	-	-	-	-	2-18-0	-	1-9-0	-	-	-		
MILLER, Robert TE	2-22-0	DNP	DNP	DNP	DNP	-	-	-	-	1-7-0	1-15-0		
MONTGOMERY, Mar WR	1-13-0	-	DNP	-	DNP	DNP	DNP	-	1-13-0	DNP	-		
AMARAL, Justin WR	1-12-0	1-12-0	-	-	-	-	-	-	-	-	-		
TOLEDO, Jon WR	1-7-0	DNP	DNP	DNP	DNP	DNP	DNP	DNP	-	1-7-0	-		
<b>TOTALS</b>	<b>137-1,426-6</b>	<b>24-275-0</b>	<b>15-102-0</b>	<b>9-83-1</b>	<b>10-76-0</b>	<b>20-216-0</b>	<b>12-133-1</b>	<b>10-157-2</b>	<b>10-192-2</b>	<b>16-136-0</b>	<b>11-56-0</b>		

# SAN DIEGO STATE GAME NOTES WEEK ELEVEN - at New Mexico

## DEFENSIVE TACKLES, INDIVIDUAL GAME-BY-GAME

DEFENSIVE, (UNASSISTED-ASSISTED)

PLAYER	TOTALS	UTEP	Wisconsin	Utah	SJSU	BYU	Air Force	Cal Poly	Wyoming	UNLV	TCU	UNM	CSU
MARTIN, Joe LB	48-39=87	3-3	5-3	3-2	4-7	4-4	5-11	3-1	10-5	4-3	7-0		
ALLEN, Russell LB	43-33=76	4-0	3-6	3-3	2-5	1-4	6-8	10-0	2-4	5-2	7-1		
STURM, Brett DB	45-23=68	2-0	6-2	6-2	2-2	7-2	9-4	2-0	5-8	-	6-3		
MAZE, Terrell DB	35-12=47	3-0	3-3	3-0	4-0	3-1	6-2	3-1	6-3	0-2	4-0		
OSBORN, Nick DL	22-25=47	2-3	2-3	3-3	2-4	0-3	2-0	6-1	1-5	2-2	2-1		
APPLEWHITE, Ant DE	25-18=43	-	1-2	1-3	1-4	2-2	3-2	10-0	1-4	2-0	4-1		
BAILES, Jonatha DT	17-21=38	1-2	3-3	2-2	2-3	0-1	4-3	2-1	0-2	1-2	2-2		
GRIGSBY, Reggie DB	24-12=36	DNP	4-0	4-0	3-3	DNP	2-3	3-0	2-3	4-2	2-1		
BAKER, Donny DB	31-4=35	1-0	5-1	7-0	1-0	DNP	2-1	4-0	4-2	-	7-0		
BASS, Ray DB	27-3=30	2-0	-	3-0	-	4-0	3-1	-	3-1	8-0	4-1		
SCHANTZ, Andrew LB	16-11=27	6-0	2-1	1-1	3-4	0-1	-	-	2-3	-	2-1		
METROKA, Emil DL	12-11=23	DNP	1-2	-	2-1	1-0	1-4	2-2	1-1	2-0	2-1		
MARTIN, Brett LB	12-10=22	-	0-1	1-2	0-1	1-0	5-2	2-1	1-1	1-1	1-1		
NWANSI, Ornan DL	5-12=17	0-2	1-1	0-3	0-3	1-1	1-1	-	1-0	1-0	0-1		
MOORE, Aaron DB	12-4=16	1-0	1-1	-	4-2	3-0	-	DNP	2-1	1-0	DNP		
MCKAY, T.J. DB	8-3=11	4-1	1-0	-	-	-	-	DNP	1-0	1-1	1-1		
SANDFORD, Nick DB	11-0=11	-	3-0	2-0	-	1-0	1-0	1-0	-	1-0	2-0		
LAOLAGI, Luke LB	7-3=10	-	0-1	-	0-1	2-1	-	3-0	1-0	1-0	-		
DUNKLE, Freddy LB	8-2=10	2-0	-	-	0-1	DNP	-	-	3-0	3-0	0-1		
AMANO, Frederic DT	5-4=9	DNP	2-1	2-0	0-2	0-1	DNP	DNP	DNP	DNP	1-0		
DEMARTINIS, Ton DL	1-4=5	-	-	-	-	1-0	0-2	-	-	DNP	0-2		
FIFITA, Siaosi DL	0-3=3	DNP	0-1	-	-	0-1	-	-	-	0-1	-		
ARMSTRONG, Gera DB	1-2=3	-	-	-	-	1-1	0-1	-	-	DNP	DNP		
NELSON, Peter DL	0-2=2	DNP	DNP	DNP	DNP	0-1	DNP	0-1	-	DNP	DNP		
SCHMITT, Tyler	1-1=2	-	-	0-1	-	DNP	-	-	-	-	1-0		
HULL, Marc LB	2-0=2	-	-	1-0	1-0	DNP	-	-	-	-	-		
MILLING, Jerry LB	1-1=2	1-0	-	-	0-1	DNP	-	-	-	DNP	DNP		
HOWARD, Kwan	0-1=1	-	-	-	-	-	-	-	0-1	DNP	DNP		
PARRINGTON, Trevor	1-0=1	-	DNP	-	-	-	-	DNP	DNP	1-0	-		
JAMES, Scotty	1-0=1	DNP	-	DNP	DNP	-	-	-	DNP	DNP	1-0		
O'CONNELL, Kevin	1-0=1	1-0	DNP	DNP	DNP	DNP	DNP	DNP	-	-	-		
BORNES, Brandon	1-0=1	-	-	-	-	-	-	-	-	-	1-0		
CRAFT, Kevin	1-0=1	DNP	DNP	-	-	-	-	-	-	1-0	-		
EDWARDS, Ted	1-0=1	DNP	DNP	DNP	DNP	DNP	DNP	1-0	DNP	-	DNP		
KAWULOK, Matthew	1-0=1	-	-	-	-	-	-	-	1-0	-	-		
CAMPBELL, Tyler	1-0=1	-	-	-	-	-	-	-	-	1-0	-		
SPINKS, Brian	1-0=1	-	-	-	1-0	DNP	DNP	DNP	-	-	-		
SMITH, Nick	1-0=1	-	-	1-0	-	-	-	-	-	-	-		
SCHMIDT, Mike	1-0=1	1-0	-	-	-	DNP	-	-	-	-	DNP		
MOUGEY, Darren	1-0=1	-	-	1-0	-	DNP	DNP	DNP	DNP	DNP	-		
PALMER, Garrett	0-1=1	-	-	-	-	-	0-1	-	-	-	-		
FEHOKO, Whitley	1-0=1	DNP	DNP	DNP	-	-	-	-	-	-	1-0		

## FORCED FUMBLES, INDIVIDUAL GAME-BY-GAME

PLAYER	TOTALS	UTEP	Wisconsin	Utah	SJSU	BYU	Air Force	Cal Poly	Wyoming	UNLV	TCU	UNM	CSU
BAILES, Jonathan	2	0	1	0	1	0	0	0	0	0	1		
BASS, Ray	1	0	0	0	0	1	0	0	0	0	0		
GRIGSBY, Reggie	1	DNP	0	0	1	DNP	0	0	0	0	0		
MARTIN, Joe	1	0	1	0	0	0	0	0	0	0	0		
MAZE, Terrell	1	1	0	0	0	0	0	0	0	0	0		
OSBORN, Nick	1	0	0	0	0	0	0	1	0	0	0		

## FUMBLE RECOVERIES, INDIVIDUAL GAME-BY-GAME

PLAYER	TOTALS	UTEP	Wisconsin	Utah	SJSU	BYU	Air Force	Cal Poly	Wyoming	UNLV	TCU	UNM	CSU
MCKAY, T.J.	2	0	0	0	0	1	0	DNP	1	0	0		
OSBORN, Nick	2	0	0	1	1	0	0	0	0	0	0		
GRIGSBY, Reggie	1	DNP	0	0	0	DNP	0	1	0	0	0		
HULL, Marc	1	0	0	0	0	0	1	0	0	0	0		
MAZE, Terrell	1	0	0	0	1	0	0	0	0	0	0		
NWANSI, Ornan	1	0	1	0	0	0	0	0	0	0	0		
STURM, Brett	1	0	0	0	0	0	0	0	0	0	1		

## TACKLES FOR LOSS, INDIVIDUAL GAME-BY-GAME

PLAYER	TOTALS	UTEP	Wisconsin	Utah	SJSU	BYU	Air Force	Cal Poly	Wyoming	UNLV	TCU	UNM	CSU
ALLEN, Russell	6.0	2.0-2	-	-	1.0-3	-	-	1.0-3	-	1.0-2	1.0-1		
MARTIN, Joe	6.0	1.0-2	1.0-1	-	-	-	1.0-9	-	1.0-5	2.0-6	-		
APPLEWHITE, Antwan	5.5	-	-	1.0-2	-	-	-	2.0-7	0.5-3	1.0-16	1.0-2		
BAILES, Jonathan	4.5	0.5-1	2.0-9	-	1.0-1	-	1.0-6	-	-	-	-		
MAZE, Terrell	4.0	-	-	-	1.0-5	-	-	2.0-5	-	-	1.0-4		
BASS, Ray	4.0	-	-	1.0-1	-	-	1.0-3	-	-	1.0-1	1.0-1		
OSBORN, Nick	3.5	1.5-6	-	-	1.0-3	-	-	1.0-1	-	-	-		
STURM, Brett	3.0	-	-	1.0-1	-	-	-	-	1.0-10	-	1.0-1		
METROKA, Emil	2.5	-	-	-	-	-	-	-	1.5-4	1.0-2	-		
SCHANTZ, Andrew	2.5	1.0-1	-	-	1.0-1	-	-	-	0.5-1	-	-		
BAKER, Donny	1.5	1.0-7	-	-	-	-	-	-	0.5-0	-	-		
DEMARTINIS, Tony	1.0	-	-	-	-	1.0-1	-	-	-	-	-		
LAOLAGI, Luke	1.0	-	-	-	-	-	-	1.0-2	-	-	-		
MOORE, Aaron	1.0	-	-	-	1.0-4	-	-	-	-	-	-		

# SAN DIEGO STATE GAME NOTES WEEK ELEVEN - at New Mexico

## PLAYER PARTICIPATION

No.	Position	GP/GS	UTEP	Wisconsin	Utah	SJSU	BYU	Air Force	Cal Poly	Wyoming	UNLV	TCU	UNM	CSU
46	ALLEN, Russell	10/10	START	START	START	START	START	START	START	START	START	START		
54	AMANO, Frederic	5/-	...	XXX	XXX	XXX	XXX	...	...	...	...	XXX		
85	AMARAL, Justin	8/1	START	XXX	XXX	XXX	XXX	...	...	XXX	XXX	XXX		
93	APPLEWHITE, Ant	10/10	START	START	START	START	START	START	START	START	START	START		
26	ARMSTRONG, Gera	8/-	XXX	XXX	XXX	XXX	XXX	XXX	XXX	XXX	...	...		
99	BAILES, Jonatha	10/10	START	START	START	START	START	START	START	START	START	START		
3	BAKER, Donny	9/7	START	START	START	START	...	START	START	XXX	XXX	START		
20	BASS, Ray	10/5	XXX	XXX	XXX	START	START	START	XXX	XXX	START	START		
37	BORNES, Brandon	10/5	XXX	XXX	START	XXX	START	XXX	START	START	START	START	XXX	
23	CAMPBELL, Tyler	10/-	XXX	XXX	XXX	XXX	XXX	XXX	XXX	XXX	XXX	XXX		
3A	CRAFT, Kevin	8/5	...	...	XXX	XXX	START	START	START	START	START	START	XXX	
41	DEMARTINIS, Ton	8/-	XXX	XXX	XXX	XXX	XXX	XXX	XXX	...	...	XXX		
62	DOMBROWSKI, Bra	10/10	START	START	START	START	START	START	START	START	START	START		
24	DUNKLE, Freddy	10/-	XXX	XXX	XXX	XXX	XXX	XXX	XXX	XXX	XXX	XXX		
65	DURAN, Josh	2/-	...	...	...	...	...	...	...	XXX	...	...		
50	EDWARDS, Ted	2/-	...	...	...	...	...	...	XXX	...	XXX	...		
6A	FEHOKO, Whitley	7/6	...	...	...	XXX	START	START	START	START	START	START		
92	FIFITA, Siasoi	9/-	...	XXX	XXX	XXX	XXX	XXX	XXX	XXX	XXX	XXX		
2C	GOMEZ, Alan	9/-	XXX	...	XXX	XXX	XXX	XXX	XXX	XXX	XXX	XXX		
31	GRIGSBY, Reggie	9/7	...	START	START	XXX	XXX	START	START	START	START	START		
22	HAMILTON, Lynel	5/3	START	START	START	...	...	...	XXX	XXX	...	...		
21	HENDERSON, Atiy	10/7	XXX	XXX	XXX	START	START	START	START	START	START	START		
47	HOWARD, Kwan	3/-	XXX	...	...	...	XXX	...	...	XXX	...	XXX		
17	HUGHES, Michael	9/-	XXX	XXX	XXX	XXX	XXX	XXX	XXX	XXX	XXX	...		
58	HULL, Marc	10/-	XXX	XXX	XXX	XXX	XXX	XXX	XXX	XXX	XXX	XXX		
39	JAMES, Scotty	5/-	...	XXX	...	...	XXX	XXX	XXX	...	...	XXX		
75	JUSTMAN, Patric	10/10	START	START	START	START	START	START	START	START	START	START		
88	KAWULOK, Matthe	10/6	XXX	START	START	START	START	XXX	START	START	START	XXX		
70	KRAVETZ, Mike	10/10	START	START	START	START	START	START	START	START	START	START		
35	LAOLAGI, Luke	9/-	XXX	XXX	XXX	XXX	XXX	XXX	XXX	XXX	...	XXX		
36	MARTIN, Brett	9/5	XXX	XXX	XXX	XXX	START	START	START	START	START	START		
51	MARTIN, Joe	10/6	START	START	START	START	START	START	START	START	START	START		
9	MAZE, Terrell	10/9	START	START	START	START	START	XXX	START	START	START	START		
5	MCKAY, T.J.	9/1	START	XXX	XXX	XXX	XXX	XXX	...	XXX	XXX	XXX		
55	METROKA, Emil	9/-	...	XXX	XXX	XXX	XXX	XXX	XXX	XXX	XXX	XXX		
95	MILLER, Robert	6/1	...	...	...	...	XXX	XXX	XXX	XXX	XXX	START		
34	MILLING, Jerry	8/-	XXX	XXX	XXX	XXX	XXX	XXX	XXX	XXX	...	...		
10	MONTGOMERY, Mar	5/-	XXX	...	XXX	...	...	...	XXX	XXX	...	XXX		
43	MOORE, Aaron	8/3	XXX	XXX	XXX	XXX	START	XXX	...	START	START	...		
4	MOUGEY, Darren	4/3	XXX	START	START	START	...	...	...	...	...	...		
96	NELSON, Peter	2/-	...	...	...	...	XXX	...	XXX	...	...	...		
79	NELSON, Robert	2/-	...	...	...	...	XXX	...	XXX	...	...	...		
91	NWANSI, Ornan	10/10	START	START	START	START	START	START	START	START	START	START		
7	O'CONNELL, Kevi	4/2	START	...	...	...	...	...	...	XXX	XXX	START		
94	OSBORN, Nick	10/10	START	START	START	START	START	START	START	START	START	START		
14	PALMER, Garrett	10/-	XXX	XXX	XXX	XXX	XXX	XXX	XXX	XXX	XXX	XXX		
48	PARRINGTON, Tre	7/-	XXX	...	XXX	XXX	XXX	XXX	...	...	XXX	XXX		
2	PORTER, Ramal	10/5	XXX	XXX	XXX	XXX	XXX	START	START	START	START	START		
76	ROBINSON, Will	10/10	START	START	START	START	START	START	START	START	START	START		
40	ROUSER, Eric	9/-	XXX	XXX	XXX	XXX	XXX	XXX	XXX	...	XXX	XXX		
42	SANDFORD, Nick	10/-	XXX	XXX	XXX	XXX	XXX	XXX	XXX	XXX	XXX	XXX		
45	SCHANTZ, Andrew	10/4	START	START	START	START	XXX	XXX	XXX	XXX	XXX	XXX		
1	SCHILENS, Chaz	10/10	START	START	START	START	START	START	START	START	START	START		
77	SCHMIDT, Mike	9/2	START	START	XXX	XXX	XXX	XXX	XXX	XXX	XXX	...		
52	SCHMITT, Tyler	10/-	XXX	XXX	XXX	XXX	XXX	XXX	XXX	XXX	XXX	XXX		
59	SMITH, Nick	9/2	XXX	XXX	START	START	...	XXX	XXX	XXX	XXX	XXX		
86	SPENCER, Waika	5/-	XXX	...	XXX	...	...	XXX	...	XXX	XXX	XXX		
82	SPINKS, Brian	5/4	START	START	START	START	...	...	...	...	XXX	...		
12	STURM, Brett	10/8	START	START	START	START	START	START	START	START	XXX	XXX		
16	SWAIN, Brett	10/6	START	START	XXX	START	XXX	START	XXX	XXX	START	START		
83	TOLEDO, Jon	3/-	...	...	...	...	...	...	...	XXX	XXX	XXX		
13	WALKER, Josh	2/-	XXX	...	XXX	...	...	...	...	...	...	...		
6	WESLEY, Mekell	7/2	XXX	XXX	XXX	XXX	START	START	XXX	...	...	...		
<b>TOTAL NUMBER OF PLAYERS</b>		<b>50</b>		<b>48</b>	<b>53</b>	<b>50</b>	<b>51</b>	<b>49</b>	<b>50</b>	<b>51</b>	<b>48</b>	<b>48</b>		

### MOST STARTS, CURRENT PLAYERS

No.	Player	Starts
1.	Jonathan Bailes	37
2.	Brandyn Dombrowski	27
3.	Antwan Applewhite	24
	Will Robinson	24
5.	Joe Martin	22
	Nick Osborn	22
7.	Patrick Justman	21
8.	Donny Baker	20
	Lynell Hamilton	20
10.	Kevin O'Connell	19

### MOST CONSECUTIVE STARTS, ACTIVE

No.	Player	Streak
1.	Brandyn Dombrowski	26
2.	Antwan Applewhite	22
	Nick Osborn	22
5.	Will Robinson	18
6.	Joe Martin	16

### MOST GAMES, CURRENT PLAYERS

No.	Player	Games Played
1.	Jonathan Bailes	44
2.	Joe Martin	42
3.	Reggie Grigsby	41
4.	Terrell Maze	40
5.	Donny Baker	39
6.	Brett Sturm	37
7.	Brandon Bornes	33
	Patrick Justman	33
	Garrett Palmer	33
	Ramal Porter	33
	Tyler Schmitt	33

### MOST CONSECUTIVE GAMES, ACTIVE

No.	Player	Streak
1.	Brandon Bornes	33
	Garrett Palmer	33
	Tyler Schmitt	33
4.	Donny Baker	30
5.	Brandyn Dombrowski	26
6.	Antwan Applewhite	23
	Terrell Maze	23
	Nick Osborn	23
	Andrew Schantz	23