



# SAN DIEGO STATE

## F O O T B A L L 2 0 0 2

GAME 13



San Diego State (4-8)  
at  
Hawai'i (9-3)

Saturday, Dec. 7, 2002

6:05 (Hawaiian)

Aloha Stadium

(50,000/grass)

Honolulu, Hawai'i

### Aztec Headlines and Storylines

- ▶ A record-setting season coming to an end, Page 3
- ▶ It's official -- Osgood-Tolver duo is the best ever, page 7
- ▶ J.R. Tolver's place in NCAA history, page 4
- ▶ The Turnover Buddies, page 5

### Week-At-A-Glance

<b>Monday, Dec. 2nd</b>	Off Day
<b>Tuesday, Dec. 3rd</b>	12:30 p.m. Craft available in football offices 3:10 p.m. Practice at SDSU
<b>Wednesday, Dec. 4th</b>	3:00 p.m. Practice at SDSU
<b>Thursday, Dec. 5th</b>	9:30 a.m. Team flight departs for Hawai'i 2:45 p.m. Workout at Aloha Stadium
<b>Friday, Dec. 6th</b>	TBA Walkthrough
<b>Saturday, Dec. 7th</b>	6:05 p.m. Kickoff vs. Hawai'i
<b>Sunday, Dec. 8th</b>	2:55 p.m. Team flight departs for San Diego 10 p.m. Scheduled arrival at Lindbergh Field <i>Times local to site.</i>

### The End

The longest football season in San Diego State history (13 games from August to December) will conclude on Saturday when San Diego State travels to the islands to face the University of Hawai'i. Kickoff is set for 6:05 p.m. in Hawai'i, 8:05 p.m. in California.

### Television

The San Diego State-Hawai'i game will be televised live in Hawai'i by KFVE on a pay-per-view basis. Jim Leahey will call the play-by-play with former Arizona coach Dick Tomey providing analysis. There will be no local television available in southern California.

### Travel Plans

San Diego State will depart for Honolulu on Thursday and will headquarter at the Turtle Bay Resort on the north shore. The Aztecs will return to San Diego late Sunday night. The Aztecs have a tentative plan that includes practice at Aloha Stadium at 2:45 p.m. on Thursday. Friday's walk-through will not be in the stadium with a site still to be determined.

**Television:** Saturday's game will be televised in Hawai'i on KFVE on a pay-per-view basis with Jim Leahey and former Arizona head coach Dick Tomey in the booth.

**Radio:** All San Diego State football games can be heard live in southern California on XTRA Sports (690 AM). Lee Hamilton calls the action with former Aztec quarterback Mark Halda returning to the broadcasts to provide analysis. John Kentera reports from the sidelines. Mike McGregor is the producer.

**The Records:** San Diego State enters the contest at 4-8 overall after completing the Mountain West schedule with a 4-3 mark, good enough for a third-place finish. Hawai'i enters its regular-season finale at 9-3, including a 7-1 finish in the WAC.

**The Rankings:** Neither team is ranked but Hawai'i is receiving votes in both major polls.

**SDSU Coach Tom Craft:** Tom Craft is 4-8 in his first season at San Diego State and overall.

**Hawai'i Coach June Jones:** June Jones is 30-19 as he completes his fourth season at Hawai'i. He is a former assistant with the San Diego Chargers.

**The Series:** The Aztecs lead the series by a 15-7-2 count thanks to their current nine-game winning streak in the series. The two schools have not met since SDSU left the Western Athletic Conference for membership in the Mountain West Conference.

### Air Craft Meets Air Jones

When San Diego State and Hawai'i meet on Saturday in Honolulu, two of the nation's top passing offenses will be featured. Hawai'i's air attack is top ranked in the country with an average 383.83 yards per game. The Aztecs enter the contest sixth nationally with an average of 316.25 passing yards per game.

### It's Official...The Best Ever

The dynamic combination of J.R. Tolver and Kassim Osgood is officially the best in the history of college football. The two players have now combined for an NCAA record 213 catches and an NCAA record 2,928 yards. They have also combined for 18 touchdowns. See page seven for more on Tolver and Osgood as a duo.

### National Numbers

San Diego State continues to have players ranked among the national leaders. Receiver J.R. Tolver is second in catches per game (9.17) with teammate Kassim Osgood right behind him in third (8.58). Tolver is third in receiving yards per game (125.17) with Osgood fourth (118.83). Quarterback Adam Hall is 10th in total offense (285.73)

### SDSU Schedule/Results

Date	Opponent	TV	Result/Time	Opp. Rec.	Note
Aug. 29	at Fresno State	ESPN2	L, 14-16	7-5	▶ SDSU outgains FSU, 278-262
Sept. 7	at (17/17) Colorado	FSN	L, 14-34	8-3	▶ Each team had 401 yds. of total offense
Sept. 14	Arizona State	Az.-TV	L, 28-39	7-5	▶ Tolver: 12 catches, 296 yards, 1 TD
Sept. 21	at Idaho	-	L, 38-48	2-10	▶ Aztecs own 585-531 edge in total off.
Sept. 28	UCLA	ESPN2	L, 7-43	7-4	▶ UCLA scores 23 points on 58 yards
Oct. 12	Utah*	Gm.Plan	W, 36-17	5-6	▶ Aztecs score 33 unanswered points
Oct. 19	at Wyoming*	-	W, 24-20	2-9	▶ SDSU closes game with 11:22 drive
Oct. 26	UNLV* (HC)	-	W, 31-21	4-7	▶ Aztecs win fourth straight MWC game
Nov. 2	at Brigham Young*	ESPN+	L, 10-34	5-7	▶ Osgood: 12 catches, 138 yards
Nov. 9	at New Mexico*	SW	L, 8-15	6-6	▶ Aztec defense limits UNM to 237 yds.
Nov. 16	(21/17)Colorado St.*SW	-	L, 21-49	10-2	▶ Tolver breaks two SDSU receiving records
Nov. 23	at Air Force*	ESPN2	W, 38-34	8-4	▶ SDSU scores 21 in fourth quarter
Dec. 7	at Hawai'i	-	6:05 p.m.	9-2	▶ First island visit since 1997

All times Pacific. Number in parenthesis refers to opponent national ranking at time of game. HC - Homecoming.

▶ **NOTE OF THE WEEK:** This week's game features the nation's top-ranked (Hawai'i) and sixth-ranked (SDSU) passing offenses.

### Contact Information

#### San Diego State

SID Kevin Klintworth  
Office (619) 594-5547  
Cell (619) 957-8370  
Home (858) 586-9214  
Fax (619) 582-6541  
E-mail kklintwo@mail.sdsu.edu  
Web Site goaztecs.com  
Address Aztec Athletic Center  
Suite 3014  
5302 55th Street  
San Diego, CA 92182-4309

#### Hawai'i

SID Lois Manin  
Office (808) 956-7523  
Fax (808) 956-4470  
E-mail manin@hawaii.edu  
Web Site uathletics.hawaii.edu



## Media Information

**World Wide Web:** All San Diego State releases, results, statistics, box scores, schedules, rosters and coach and player information is available on the Internet at [www.goaztecs.com](http://www.goaztecs.com). Game recaps and statistics are updated after each game.

**Weekly Release:** The media relations office will be e-mailing its releases this season on Sunday afternoons. Fax versions of the update will be sent by request only. The release will also be available Sunday evenings on [www.goaztecs.com](http://www.goaztecs.com).

**Practices:** Unless noted, all practices are open to both the media and public and will be staffed by a member of the Aztec Media Relations office. Electronic media wishing to shoot video during practice are asked to tape during the first 30 minutes of workouts only. Requested coaches and players will be made available for interviews following each practice.

## Interview Opportunities

**Sundays:** Coach Tom Craft meets with members of the media at 3 p.m. in the Aztec Athletics Center on Sundays during the season. Media should contact the media relations office to confirm.

**Tuesdays:** Coach Tom Craft is available via phone as part of the Mountain West Conference teleconference. Craft is scheduled on the conference call at 10:42 a.m.

**Wednesdays:** By arrangement and post-practice.

**Thursdays:** By arrangement and post-practice.

**Fridays:** Following walk-through at game site.

**Saturdays:** Postgame only.

**Practice Policies:** San Diego State practices are generally open unless otherwise noted. Media should contact the media relations office to confirm practice times and parking arrangements. Practices are generally at 3:40 p.m. on Tuesday, Wednesday and Thursday. Mondays are off days for the players and interview opportunities are limited on Fridays as well. Requested players and coaches are usually available after practice. Due to schedule constraints player requests are generally limited to post-practice.

**Postgame Policies:** Once the team and coaching staff arrive in the lockerroom following the game, there will be a 10-minute cooling off period. At which time, Tom Craft will meet with members of the media at a predetermined location and the lockerroom will be opened to credentialed media.

## The Real Finale

San Diego State's 2002 football season will officially end with the annual awards banquet on Tuesday, Dec. 10th, at the Bahia Resort Hotel's Mission Bay Ballroom. Media planning to attend should notify the Aztec Media Relations Office as early as possible.

## The Bad News

San Diego State is 4-8 entering the Hawai'i contest, assuring the Aztecs will record their fourth straight losing season, the first such slump for Aztec football since 1957-60.

## The Good News

Despite the overall record, Tom Craft's first year as head coach at San Diego State has been an unqualified success. A team picked to finish last in the Mountain West Conference instead claimed third in the league race with a 4-3 record. It marks SDSU's first winning record in the Mountain West Conference and first upper-division finish in the new league. Also this season, SDSU picked up its first Mountain West wins over Utah and Air Force, winning at Colorado Springs for the first time since 1993.

## The Tough Guys

San Diego State's overall slump can be attributed in part to a schedule that has seen SDSU face Arizona (twice), Arizona State (twice), Colorado, Illinois (twice), Ohio State, Oregon State, UCLA and Southern California over the last four years. Next year's non-conference lineup will include UCLA and Ohio State.

## Bowl Lineup

Hawai'i represents yet another Aztec opponent that will be bowling at the end of the season. Thus far in 2002, San Diego State has faced bowl teams Fresno State, Colorado, Arizona State, UCLA, Colorado State, New Mexico, Air Force with Hawai'i also planning on a holiday game.

## The Familiar Road

The Aztecs will be playing in their school record eighth road game. San Diego State is playing its fourth non-conference road game. San Diego State is 2-5 on the road this season with wins at Wyoming and last time out at Air Force.

## Road Success

San Diego State picked up two of its four conference wins away from Qualcomm Stadium. In fact, after four years in the Mountain West, San Diego State is 8-6 in league road games, including two wins at Colorado State and Wyoming, and single wins at Brigham Young, New Mexico, UNLV and Air Force.

## Non-Conference Road Test

While San Diego State is among the conference's best when it comes to road wins in league play, the Aztecs' have found the going tougher in non-conference road games. San Diego State is 0-3 on the road outside of league play in 2002 and will be looking to break a seven-game losing streak in non-conference road games, dating back to a 41-13 shellacking of Kansas on Sept. 25, 1999.

## The Series

Former Western Athletic Conference rivals Hawai'i and San Diego State meet on Saturday, renewing a rivalry that began in 1939 but hasn't been contested since 1998. The Aztecs hold a 15-7-2 advantage, including a win in each of the last nine games, dating back to 1989. Even more impressive is San Diego State's record on the

## Individual NCAA and Mountain West Conference Rankings

Player	Category	Number	NCAA Rank	MWC Rank	Nat'l Leader
J.R. Tolver	Receptions Per Game	9.17	2nd	1st	11.50
J.R. Tolver	Receiving Yards Per Game	125.2	3rd	1st	135.75
Kassim Osgood	Receptions Per Game	8.58	3rd	2nd	11.50
Kassim Osgood	Receiving Yards Per Game	118.8	4th	2nd	135.75
Adam Hall	Total Offense	285.73	10th	1st	362.00
Brian Simjanovski	Punting	41.77	29th	4th	48.25
J.R. Tolver	All-Purpose Runners	128.9	34th	1st	214.58
Adam Hall	Passing Efficiency	129.1	37th	3rd	166.08
Kassim Osgood	All-Purpose Runners	118.8	58th	3rd	214.58
Tommy Kirovski	Field Goals Per Game	1.09	48th	4th	2.44
Freddie Keiaho	Kickoff Returns	23.2	--	3rd	
J.R. Tolver	Scoring	6.2	--	6th	
Heath Farwell	Fumbles Forced	4	--	1st	
Ricky Sharpe	Passes Deflected	13	--	1st	
Jeff Shoate	Passes Deflected	13	--	1st	
Kirk Morrison	Fumbles Recovered	4	--	1st	

road. San Diego State has won its last four games at Hawai'i and is 10-4 in Honolulu overall. During its current winning streak in the series, San Diego State has scored at least 35 points eight times, including six games of 44 points or more. The lone defensive struggle in the streak took place in 1997 when the Aztecs squeaked to a 10-3 in Honolulu. Aztec head coach Tom Craft never faced the Warriors as a player, but the Aztecs were 3-0 against Hawai'i in 1994-95-96 when Craft served as the Aztec offensive coordinator.

### Scouting Hawai'i

Hawai'i enters the season finale against San Diego State with a record of 9-3 and an impressive 7-1 mark in the Western Athletic Conference. The Warriors are coming off a hard-fought 21-16 loss to Alabama on Saturday night in Honolulu. High-powered Hawai'i is first nationally in passing offense (383.83), third in total offense (491.67) and ninth in scoring (36.08 points per game). Individually, Hawai'i's Timmy Chang is fourth in total offense (325.92). Justin Colbert is 18th in receptions per game (6.25).

### Passing The Passing Marks

The Aztecs enter the season finale at Hawai'i with two team passing records already in hand. When Lon Sheriff went 29-of-42 at Air Force for 289 yards, San Diego State set a new season record with 535 attempts on the season. San Diego State also set a school record with its new season total of 320 completions in 2002. Both of the old marks were set by the 1987 Aztecs.

### The 4,000-Club

San Diego State enters the Hawai'i game with 3,795 passing yards, already the third best total in school history. Inside the box is a look at the top five passing seasons in San Diego State history in yards and yards per game. A year ago, San Diego State averaged just 175.2 passing yards per game and just 323.1 yards of total offense per game. With 205 passing yards the Aztecs will reach the 4,000-yard mark for just the second time in school history and the school record of 4,086 yards appears well within reach.

SDSU Passing Yards		Passing Yards Per Game	
1990	4,086	1990	526.8
1987	3,990	1969	340.2
2002	3,795	1993	319.7
1969	3,742	1987	332.5
1985	3,447	2002	316.2

### Air Force Recap

San Diego State knocked the last Mountain West chip off its shoulder with its Nov. 23rd win at Air Force. The 38-34 come-from-behind upset of the bowl-bound Falcons clinched third place in the league for an Aztec squad picked to finish last. Entering the contest, Air Force was the only team San Diego State had not defeated since the inception of the Mountain West. San Diego State opened conference play with its first Mountain West win over Utah. See page 15 of this update for a more in-depth look at the rally in the Rockies.

### Sheriff And Fourth Quarters

The Air Force game provided another chapter in the Lon Sheriff comeback book. With Sheriff subbing for an injured Adam Hall, the Aztecs rallied from a 27-17 fourth-quarter deficit to post the 38-34 win at Air Force. San Diego State scored touchdowns on four of its final five possessions and the 21 fourth-quarter points were the most scored by San Diego State since a 22-point fourth quarter in a 1995 loss at Oklahoma (38-22). During the course of his career, Sheriff has led San Diego State to fourth-quarter, come-from-behind wins at Brigham Young, New Mexico and Air Force. He also quarterbacked the Aztecs to a road win at Colorado State. Earlier this season, with Adam Hall at quarterback, San Diego State made up a second-half deficit in a road win at Wyoming and missed a field goal on the final play of the game that would have resulted in a come-from-behind victory at Fresno State.

### Sheriff On The Charts

Lon Sheriff, a two-year starter for the Aztecs at quarterback, will remain in the starting lineup against Hawai'i if Adam Hall is still sidelined. Sheriff enters the Hawai'i game with 4,113 career passing yards and 12 touchdowns in his career. In the season finale, he could move into San Diego State's all-time top 10 for passing yards and completions in a career. The senior from Santee has plans for medical school when his playing career is completed.

Completions	
1. Todd Santos (84-87)	910
2. Billy Blanton (93-96)	7-2
3. Dan McGwire (89-90)	4-4
---	
8. Tim Gutierrez (92-94)	357
9. Dennis Shaw (68-69)	333
10. Craig Penrose (74-75)	330
- Lon Sheriff (99-02)	306

Passing Yards	
1. Todd Santos (84-87)	11,425
2. Billy Blanton (93-96)	8,165
3. Dan McGwire (89-90)	7,484
---	
8. Tim Gutierrez (92-94)	4,740
9. Matt Kofler (80-81)	4,476
10. Mark McKay (82-83)	4,475
- Lon Sheriff (99-02)	4,113

### Hall Marks

Junior quarterback Adam Hall is not expected to play at Hawai'i due to the concussion he suffered in the second quarter of the Colorado State game. He had started every game this season before suffering the injury. Hall has passed for 3,253 yards this season, the sixth best single-season total in San Diego State's pass-happy history. He is completing 60.2 percent of his passes and his 17 touchdowns are the most by an Aztec since Billy Blanton's 29 in 1996.



## Final Standings Mountain West Conf.

Team	MWC		Overall	
	W	L	W	L
Colorado State	6	1	10	3
New Mexico	5	2	7	6
San Diego State	4	3	4	8
Air Force	4	3	8	4
Utah	3	4	5	6
UNLV	3	4	5	7
Brigham Young	2	5	5	7
Wyoming	1	6	2	10

### Weekly Coaches Teleconference

The Mountain West conference football coaches will participate in a weekly media teleconference on Tuesday mornings. The calls are scheduled every Tuesday, beginning August 27 through November 26. Contact the San Diego State media relations office for the call-in and replay phone numbers.

Moderator	9:30 a.m.
Ron McBride, Utah	9:32 a.m.
Gary Crowton, Brigham Young	9:42 a.m.
Rocky Long, New Mexico	9:52 a.m.
Sonny Lubick, Colorado State	10:02 a.m.
Fisher DeBerry, Air Force	10:12 a.m.
Vic Koenning, Wyoming	10:22 a.m.
John Robinson, UNLV	10:32 a.m.
<b>Tom Craft, SDSU</b>	<b>10:42 a.m.</b>
Craig Thompson, MWC	10:52 a.m.

### Mountain West Conference Football SIDs

Mountain West	Javan Hedlund
Air Force	Troy Garnhart
Brigham Young	Jeff Reynolds
Colorado State	Gary Ozzello
New Mexico	Greg Remington
UNLV	Mark Wallington
Utah	Liz Abel
Wyoming	Kevin McKinney
<b>San Diego State</b>	<b>Kevin Klintworth</b>



## J.R. Tolver Game-By-Game

In the game against Wyoming, J.R. Tolver moved into first place on the SDSU career reception charts. He currently has 244 receptions. The senior is also the new record holder for career receiving yards at SDSU. Below is a look at Tolver's career game-by-game totals.

1999 Season	Opponent	Rec.	Yards	TDs
South Florida	1	11	0	
at Illinois	0	0	0	
at USC	0	0	0	
at Kansas	0	0	0	
Air Force	0	0	0	
New Mexico	0	0	0	
at Colorado State	0	0	0	
at Utah	0	0	0	
Brigham Young	2	19	0	
at UNLV	2	25	1	
Wyoming	4	46	1	
<b>TOTALS</b>	<b>9</b>	<b>101</b>	<b>2</b>	

2000 Season	Opponent	Rec.	Yards	TDs
Arizona State	7	77	0	
Illinois	1	19	0	
at Arizona	5	38	0	
at Oregon State	3	36	0	
at Wyoming	7	129	0	
Utah	8	87	0	
at Brigham Young	6	77	0	
Colorado State	7	146	0	
at New Mexico	6	64	0	
at Air Force	6	75	1	
UNLV	6	60	0	
<b>TOTALS</b>	<b>62</b>	<b>808</b>	<b>1</b>	

2001 Season	Opponent	Rec.	Yards	TDs
Arizona	3	39	0	
at Arizona State	2	43	0	
at Colorado State	8	84	0	
Air Force	5	127	0	
Eastern Illinois	8	137	2	
at UNLV	5	54	0	
at Ohio State	6	67	0	
Brigham Young	2	12	0	
New Mexico	6	79	0	
at Utah	11	140	0	
Wyoming	5	95	0	
<b>TOTALS</b>	<b>63</b>	<b>878</b>	<b>2</b>	

2002 Season	Opponent	Rec.	Yards	TDs
at Fresno State	10	158	1	
at Colorado	8	79	0	
Arizona State	12	296	1	
at Idaho	14	184	3	
UCLA	3	30	0	
Utah	16	185	1	
at Wyoming	7	133	0	
UNLV	9	151	2	
at Brigham Young	4	30	1	
at New Mexico	4	34	0	
Colorado State	10	96	2	
at Air Force	13	126	0	
at Hawai'i				
<b>TOTALS</b>	<b>110</b>	<b>1,502</b>	<b>11</b>	
<b>CAREER TOTALS</b>	<b>244</b>	<b>3,289</b>	<b>16</b>	

## J.R. Touches 'Em All

It's official now. Senior receiver J.R. Tolver owns the San Diego State record book for receivers and is now on a slow and steady rise through the national record book. Entering the final game of his career, Tolver is now the Aztec record holder for:

- ▶ Career receptions with 244, shattering the old mark of 197 held by Will Blackwell.
- ▶ Career receiving yards with 3,289, besting the old mark of 3,139 yards held by Darnay Scott.
- ▶ Single-season receptions with 110, besting the old record of 86 held by Patrick Rowe and Dwight McDonald.
- ▶ Single-season receiving yards with 1,502, breaking the old record held of 1,372 held by Patrick Rowe.

Active Receptions Streaks		
Player	School	Streak
1. Kennan Howary	Oregon	47
Kareem Kelly	USC	47
3. LaDaris Vann	Cincinnati	44
4. Bobby Wade	Arizona	43
5. Bryan Peterson	NC State	38
6. J.R. Tolver	SDSU	37

## Streaking

J.R. Tolver enters the Hawai'i contest with a string of 37 straight games with at least one reception. That streak is currently the sixth longest in the country. Tolver last failed to catch at least one pass in a game on Oct. 23, 1999, against Utah.

## J.R. And The NCAA

J.R. Tolver has now positioned himself as one of the NCAA's all-time great receivers. Entering the Hawai'i game, the Biletnikoff Award semifinalist is 13th all-time with 244 catches and he is just two catches out of 12th-place all-time. With his 3,289 career receiving yards, Tolver is 23rd in NCAA history. If he reaches his average of 125 yards per game when the Aztecs visit Hawai'i, he would end his career 17th on the NCAA charts. Tolver's 296-yard receiving effort against Arizona State marked the 13th best game in NCAA history.

NCAA Single-Season Receptions*		
Player	School	Catches
1. Manny Hazard (89)	Houston	142
2. Troy Edwards (98)	La. Tech	140
3. Nate Burleson (02)	Nevada	138
4. Trevor Insley (99)	Nevada	134
5. Howard Twilley (65)	Tulsa	134
6. Alex Van Dyke (95)	Nevada	129
7. Damond Wilkins (96)	Nevada	114
8. J.R. Tolver (02)	SDSU	110
15. Kassim Osgood (02)	SDSU	103

## J.R. And Kassim

J.R. Tolver enters the Hawai'i game second nationally in catches per game (9.17) and third in receiving yards per game (125.17). If he doesn't finish second or higher nationally he may have his teammate to blame. Kassim Osgood is third nationally with 8.58 catches and fourth with 118.83 yards.

NCAA Single-Season Receiving Yards*		
Player	School	Catches
1. Trevor Insley (99)	Nevada	2,060
2. Troy Edwards (98)	La. Tech	1,996
3. Alex Van Dyke (95)	Nevada	1,854
4. Howard Twilley (65)	Tulsa	1,779
5. Josh Reed (01)	LSU	1,740
6. Ashley Lelie (01)	Hawaii	1,713
7. Troy Edwards (97)	La. Tech	1,707
8. Manny Hazard (89)	Houston	1,689
9. Marcus Harris (96)	Wyoming	1,650
10. Randy Moss (97)	Marshall	1,647
11. Nate Burleson (02)	Nevada	1,629
12. Aaron Turner (91)	Pacific	1,604
Torry Holt (98)	NC State	1,604
14. Chris Penn (93)	Tulsa	1,578
15. Eugene Baker (97)	Kent St.	1,549
16. Lee Evans (01)	Wisconsin	1,545
17. Kevin Curtis (01)	Utah State	1,531
18. Chuck Hughes (65)	UTEP	1,519
19. Ryan Yarbrough (93)	Wyoming	1,512
20. Henry Ellard (82)	Fresno State	1,510
21. J.R. Tolver (02)	SDSU	1,502
-- Kassim Osgood (02)	SDSU	1,426

## Osgood And Plenty

Kassim Osgood has assured that his only season in an Aztec uniform will be one for the record books. The Cal Poly transfer enters the final game of his collegiate career with 103 receptions, joining J.R. Tolver as the only other Aztec to reach triple digits in catches in a single season. Osgood also has 1,426 receiving yards. Including Tolver's season total, Osgood is currently authoring the second best season in school history. He is coming off of a 12-catch, 123-yard game at Air Force.

## Opponent Tracker

AP	CO	Overall	Conference	Last Week	This Week	
-	arv	Fresno State	7-5	5-2	idle	idle
13	12	Colorado	9-3	7-1	at Nebraska - W, 28-13	idle
arv	arv	Arizona State	8-5	5-3	at Arizona - W, 34-20	idle
-	-	Idaho	2-10	1-5	idle	idle
-	-	UCLA	7-4	4-3	idle	idle
-	-	Utah*	5-6	3-4	idle	idle
-	-	Wyoming*	2-10	1-6	at New Mexico - L, 49-20	idle
-	-	UNLV*	5-7	3-4	at Colorado State - W, 36-33	idle
-	-	Brigham Young*	5-7	2-5	idle	idle
-	-	New Mexico*	7-6	5-2	Wyoming, W, 49-20	idle
16	24	Colorado State*	10-3	6-1	UNLV, L 36-33	idle
	arv	Air Force*	8-4	4-3	idle	idle
arv	arv	Hawai'i	9-3	7-1	Alabama - L, 21-16	San Diego State

## Farwell To Morrison

The San Diego State defense continues to evolve this season and the youthful linebacking corps could be a prime reason. Sophomore Heath Farwell leads the Mountain West Conference in fumbles caused with four. And, by the way, teammate and fellow linebacker Kirk Morrison leads the league with four fumble recoveries. Morrison also has three interceptions and has returned one for a score.

## The Name Is Elimimian

The name Elimimian is not common, but it will be easy to recognize on Saturday night. San Diego State's redshirt freshman defensive back Jacob Elimimian will take the field against his brother Abraham Elimimian, a sophomore defensive back. The Aztec Elimimian is in the secondary rotation and plays on special teams in his first year of action.

## Hawai'i Homecoming

San Diego State freshman defensive lineman Kurt Kahui will be returning to his native Hawai'i for the game against the Warriors. He prepped at Baldwin High School in Wailuku.

## Sudden Turnaround

Over the last three games, the Aztec defense has forced 11 turnovers (seven fumble recoveries and four interceptions). Eleven times the defense has turned the ball over to the Aztec offense in the opposition's territory. Against Air Force, the two turnovers resulted in 14 San Diego State points.

## The Secret Weapon

At the conclusion of spring drills, redshirt freshman Freddie Keiaho was a man without a position. Now, 12 games into his first year of action, he seems to be a man without limitations. Keiaho began his career as an Aztec running back but he got lost on a depth chart that listed six players. He was moved to linebacker during the fall but as depth in the offensive backfield started shrinking, Keiaho moved back to offense (in October). However, it is on special teams that he has started to flourish:

► Keiaho has blocked two punts this season (one each at Wyoming and Brigham Young). Against UNLV, he narrowly missed another block, regained his feet and delivered the key block that sprang Kyle Conerly for an 87-yard punt return.

► At BYU, he returned kickoffs for the first time, including a 36-yarder that is the longest of the season for San Diego State, in addition to blocking a punt.

► Against Colorado State, he averaged 22.4 yards on five kickoff returns, including a 34-yarder.

► He is third in the conference in kickoff return average at 23.2

## Tom Craft -- Head Coach



Tom Craft and Adam Hall

A San Diego State graduate, a former Aztec quarterback and a former offensive coordinator on The Mesa, Craft was introduced as San Diego State's 15th head football coach on Dec. 6, 2001.

As a player, Craft was the starting quarterback and team captain for the Aztecs in 1976 and led San Diego State to a 10-1 record while completing 69 percent of his passes. In fact, during Craft's two years on the San Diego State campus, the Aztecs posted a cumulative mark of 18-4.

The success he tasted as a player became a way of life for Craft as a coach. As a coordinator at San Diego State (1994-1996), Craft led the Aztecs to their three best offensive years in the post-Marshall Faulk era. Each of his units averaged more than 30 points per game, including an eye-popping 38.9-point average his final year as coordinator in 1996. During his last two seasons on campus, San Diego State was ranked among the nation's top 10 teams in scoring and total offense.

Under Craft's tutelage, San Diego State saw some of its greatest individual achievements. Quarterback Billie Blanton, receiver Will Blackwell and running back George Jones etched their names in the Aztec record books.

Blanton's 169.6 passing rating in 1996 is still the best ever by an Aztec and is the fourth best mark in NCAA history. Will Blackwell caught a school-record 86 passes in 1995 and ended his career as SDSU's all-time leading receiver. And if you think Craft's attack is one dimensional, keep in mind that George Jones set the Aztec single-season rushing mark of 1,842 yards in 1995, Craft's second year as offensive coordinator.

Craft's stint as offensive coordinator ended with a pair of eight-win seasons in 1995 and '96. The 1995 San Diego State team was the first in NCAA history with a 3,000-yard passer, a 1,500-yard rusher and a pair of 1,000-yard receivers.

As head coach at Palomar College, Craft's stint can only be referred to as an "era." After serving as an assistant coach at the school from 1977 to 1982, he took over head-coaching duties in 1983. By all accounts, Palomar College football was considered to be on its last legs.

After a pair of 4-6 seasons, the Comets' fortunes began to improve. By the time Craft left the San Marcos school for the Aztec coordinator's job, Palomar was coming off of a three-year stretch of 31-2 and had an offense ranked among the nation's top five for five consecutive years. The Comets had also claimed two national titles in three years.

After three years at San Diego State, Craft returned to Palomar and spent five more seasons at the school, producing another eight-win, 10-win and 11-win season and his final national championship in 1998.

Overall, Craft's stay at Palomar College included a record of 115-56-1. Five of his teams won at least 10 games and he won three national championships and three state championships. He was voted as the state coach of the year five times and was honored as the Mission Conference coach of the year nine times. His squads posted a 9-3 record in bowl games and won nine conference titles in his last 10 years as head coach. During his three-year hiatus from the school, Palomar made just one bowl appearance. Eight members of Craft's 1998 national championship team would go on to sign contracts with NFL teams.

His impact in three seasons at San Diego State was nearly as dramatic. Craft's last two seasons on the Aztec staff represent the last two eight-win seasons on The Mesa. The final two offenses that he coordinated at San Diego State both scored over 400 points. San Diego State has accomplished that feat just twice in eight years, both when Craft was on staff.

Craft is one of three members of the 1976 Aztec squad to take a new coaching job in the last two years. He joins his former teammates Herman Edwards, now the head coach of the New York Jets, and John Fox, the new head coach of the Carolina Panthers.



## Chart Watch

### SDSU Chart Watch

#### Receptions/Career

Pl.	Name, Years	No.
1.	J.R. Tolver, 1999-	244
2.	Will Blackwell, 1994-96	197
3.	Monty Gilbreath, 1986-89	187
4.	Tim Delaney, 1968-70	180
5.	Darnay Scott, 1991-93	178
6.	Patrick Rowe, 1987-88, 90-91	155
7.	Gary Garrison, 1964-65	148
8.	Az-zahir Hakim, 1994-97	147
9.	Craig Scoggins, 1965-66	129
10.	Darius Durham, 1979-82	127

#### Receiving Yards/Career

Pl.	Name, Years	Yards
1.	J.R. Tolver, 1999-	3,289
2.	Darnay Scott, 1991-93	3,139
3.	Will Blackwell, 1994-96	2,896
4.	Patrick Rowe, 1987-88, 90-91	2,678
5.	Az-zahir Hakim, 1994-97	2,622
5.	Tim Delaney, 1968-70	2,535
7.	Monty Gilbreath, 1986-89	2,241
8.	Gary Garrison, 1964-65	2,188
9.	Vince Warren, 1981-85	2,134
10.	Haven Moses, 1966-67	2,103
11.	Darius Durham, 1979-82	1,988

#### Passes Broken Up/Career

Pl.	Name, Years	PBU
1.	Eric Lewis, 1995-98	37
2.	Mario Mitchell, 1985-88	34
3.	Ricky Sharpe, 1999-	29
	Marlon Andrews, 1989-90	29
	Mike Fox, 1979-82	29
6.	Ricky Parker, 1993-96	26
	Gary Taylor, 1989-92	26
8.	Clarence Nunn, 1983-87	25
9.	Damon Pieri, 1990-92	22
	Clark Moses, 1987-89	22
	Tory Nixon, 1983-84	22



## Situational Record

Record/Streak	.0-3/Lost 3
Mountain West/Streak	.0-0/Won 1
Home/Streak	.0-1/Lost 1
Road/Streak	.0-2/Lost 5
Neutral/Streak	.0-0
Day/Streak	.0-1/Lost 3
Night (6:05 or later local time)	.0-2/Lost 2
TV Games/Streak	.0-3/Lost 3
ESPN2/Streak	.0-1/Lost 7
Fox Sports Network	.0-1/Lost 1
August/Streak	.0-1/Lost 3
September/Streak	.0-2/Lost 3
October/Streak	.0-0/Lost 3
November/Streak	.0-0/Won 1
December/Streak	.0-0/Lost 6
vs. Top 25 Teams	.0-1
vs. Non-Ranked Teams	.0-2/Lost 2
vs. I-AA Opponents	.0-0
On Natural Grass	.0-3/Lost 3
On Turf	.0-0
Scoring First	.0-1
Opponent Scores First	.0-2
Leading at Half	.0-1
Tied at Half	.0-0
Trailing at Half	.0-2
Leading after Third Quarter	.0-0
Tied after Third Quarter	.0-0
Trailing after Third Quarter	.0-3
Overtime Games	.0-0
Rushing for Less Than 100 Yards	.0-3
Rushing for 100+ Yards	.0-0
Rushing for 200+ Yards	.0-0
Passing for Less Than 200 Yards	.0-0
Passing for 200+ Yards	.0-3
Passing for 300+ Yards	.0-2
Total Offense Less Than 300 Yards	.0-1
300+ Yards Total Offense	.0-2
400+ Yards Total Offense	.0-2
Allowing less than 100 yards rushing	.0-1
Allowing less than 200 yards passing	.0-1
Allowing less than 300 yards total off.	.0-1
Outgaining Opponent	.0-2
Outrushing Opponent	.0-0
Outpassing Opponent	.0-3
No turnovers	.0-0
Two or Fewer Turnovers	.0-2
Three or More Turnovers	.0-1
No Takeaways	.0-0
Two or Fewer Takeaways	.0-3
Three or More Turnovers	.0-0
More Turnovers	.0-3
Less Turnovers	.0-0
More Time of Possession	.0-2
Less Time of Possession	.0-1

## A Century Times A Dozen

When Kassim Osgood caught 10 passes for 170 yards against Colorado State, it marked the 12th time this season that a San Diego State receiver topped the 100-yard mark in yards. Twice this season, SDSU has had a pair of 100-yard receivers in the same game. The school record for 100-yard receivers in a season is 19, set in 1990 by quarterback Dan McGwire and Company.

## Az and Will Meets J.R. And Kassim

For the first time since the 1995 season, the Aztec offensive attack features two 1,000-yard receivers. J.R. Tolver enters the Air Force game with 1,376 receiving yards and Kassim Osgood is now at 1,303 yards. In 1995, two future NFL Aztecs accomplished the feat. Will Blackwell had 1,207 yards and Az Hakim had 1,022 yards.

GAME  
12

## San Diego State at Hawai'i

Dec. 7, 2002 ♦ Aloha Stadium ♦ Honolulu, Hawai'i

## Team Comparisons

## SAN DIEGO STATE (4-8/4-3 MWC)

Date	Opponent	Result
A.29	at Fresno State	L 14-16
S.7	at (17/17) Colorado	L 14-34
S.14	Arizona State	L 28-39
S.21	at Idaho	L 38-48
S.28	UCLA	L 7-43
O.12	Utah*	W 36-17
O.19	at Wyoming*	W 24-20
O.26	UNLV* (HC)	W 31-21
N.2	at Brigham Young*	L 10-34
N.9	at New Mexico*	L 8-15
N.16	(21/17) Colorado State*	L 21-49
N.23	at Air Force*	W 38-34
D.7	at Hawai'i	8:05 p.m.

All times Pacific. \* - Mountain West Conference Game. HC - Homecoming

## HAWAI'I (9-3/7-1 WAC)

Date	Opponent	Result
A.31	Eastern Illinois	W 61-36
S.6	at BYU	L 35-32
S.21	at UTEP	W 31-6
S.28	SMU	W 42-10
O.5	at Boise State	L 58-31
O.12	Nevada	W 59-34
O.19	Tulsa	W 37-14
O.25	at Fresno State	W 31-21
N.2	San Jose State	W 40-31
N.16	at Rice	W 33-28
N.23	Cincinnati	W 20-19
N.30	Alabama	L 21-16

## Individual Leaders

## RUSHING

	Att	Net	Avg	TD	YPG
Truvillion (SDSU)	115	389	3.4	3	38.9
West (UH)	46	359	7.8	5	32.6
Collins (SDSU)	85	302	3.6	1	43.1

## PASSING

	A-C-I	Pct	TD	YPG
Hall (SDSU)	452-272-9	60.2	17	295.7
Sheriff (SDSU)	80-48-1	60.0	4	135.5
Chang (UH)	549-302-18	55.0	22	326.1

## RECEIVING

	Rec	Yds	Avg	TD	YPG
Tolver (SDSU)	110	1502	13.7	11	125.2
Osgood (SDSU)	103	1426	13.8	7	118.8
Colbert (UH)	75	1056	14.1	6	88.0

## DEFENSE

	U-A-TT	TFL	Int.	FF-FR
Tinoisamoa	82-31-97.5	16.5-59	2	1-1
Morrison (SDSU)	51-36-87			

## Team Comparisons

	SDSU	Hawai'i
Record	4-8	9-3
Conference	4-3	7-1
Turnover Margin	-0.33	-.60
Penalties	75-625	103-908
Average ToP	27:44	26:36
First Downs	257	285
Rushing Yards	68.6	107.83
Passing Yards	316.25	383.83
Total Yards	384.83	491.67
PPG	22.4	36.08
First Downs Allowed	262	254
Rushing Yards Allowed	171.1	174.4
Passing Yards Allowed	223.7	201.8
Total Yards Allowed	394.8	376.2
PPG Allowed	30.83	26.1

## NCAA Team Rankings

	SDSU	Hawai'i
Rushing Offense	114	102
Passing Offense	6	1
Total Offense	50	3
Scoring Offense	89	9
Rushing Defense	81	87
Pass Eff. Defense	86	22
Total Defense	78	65
Scoring Defense	86	62
Net Punting	62	54
Punt Returns	52	72
Kickoff Returns	52	35
Turnover Margin	74	89

## Series History

San Diego State leads, 15-7-2

	H/A	W/L	SDSU	Hawai'i
1939	H	L	0	13
1940	A	L	7	33
1950	A	W	49	27
1951	A	W	34	13
1953	H	W	40	7
1980	A	L	6	31
1981	H	L	10	28
1982	A	W	31	28
1983	A	T	27	27
1984	A	L	10	16
1985	A	T	10	10
1986	H	W	35	5
1987	A	W	29	21
1988	W	L	30	32
1989	A	L	24	31
1990	H	W	44	38
1991	A	W	47	21
1992	H	W	52	28
1993	A	W	45	14
1994	H	W	38	23
1995	A	W	49	10
1996	H	W	56	8
1997	A	W	10	3
1998	H	W	35	13



# The Nation's Premier Duo

## Aztec seniors J.R. Tolver and Kassim Osgood

### J.R. Tolver

All-America Candidate



### 2002 Season

- ▶ Is third in the nation with an average of 125.17 receiving yards per game.
- ▶ Is second in the nation in receptions with 9.17 catches per game.
- ▶ His 16 catches vs. Utah are tied for the most in a college football game this season.
- ▶ Has three of the top 19 receiving games in the country this season.
- ▶ Has caught a pass in 37 straight games.
- ▶ His 12-catch, 296-yard effort vs. Arizona State ranks as the 13th best receiving game in NCAA history. It is most receiving yards in a college game this season.

### Streaks and Rankings

- ▶ With 244 receptions, Tolver is SDSU's career record holder.
- ▶ He is also first all-time at San Diego State with 3,289 receiving yards
- ▶ A two-time all-Mountain West Conference performer (2000 and 2001) and the league's all-time leading receiver.
- ▶ Has already been named Mountain West player of the week twice this season and a midseason All-American by cnsi.com and College Football News.
- ▶ Has 12 career receiving games in excess of 100 yards, including six of the last 10 games.

### NCAA Division I

#### All-Time Records

##### Passes Caught By Two Players, Same Team

1. Tolver/Osgood, SDSU (2002) .....213
2. Wilkins/Noisy, Nevada (1996) .....212
- Twilley/Sweeney, Tulsa (1965) .....212

##### Receiving Yards By Two Players, Same Team

1. Tolver/Osgood, SDSU (2002) .....2,928
2. Insley/Brooks, Nevada (1999) .....2,774

##### NCAA Single-Season Receptions

1. Manny Hazard, Houston (1989) .....142
2. Troy Edwards, La. Tech (1998) .....140
3. Nate Burleson, Nevada (2002) .....138
4. Trevor Insley, Nevada (1999) .....134
- Howard Twilley, Tulsa (1965) .....134
6. Alex Van Dyke, Nevada (1995) .....129
7. Damon Wilkins, Nevada (1996) .....114
8. J.R. Tolver, SDSU (2002) .....110
15. Kassim Osgood, SDSU (2002) .....103

##### NCAA Single-Season Receiving Yards


1. Trevor Insley, Nevada (1999) .....2,060
2. Troy Edwards, La. Tech (1998) .....1,996
3. Alex Van Dyke, Nevada (1995) .....1,854
4. Howard Twilley, Tulsa (1965) .....1,779
5. Josh Reed, LSU (2001) .....1,740
6. Ashley Lelie, Hawaii (2001) .....1,713
7. Troy Edwards, La. Tech (1997) .....1,707
8. Manny Hazard, Houston (1989) .....1,689
9. Marcus Harris, Wyoming (1996) .....1,650
10. Randy Moss, Marshall (1997) .....1,647
11. Nate Burleson, Nevada (2002) .....1,629
- J.R. Tolver, SDSU (2002) .....1,502
- Kassim Osgood, SDSU (2002) .....1,426

##### NCAA Career Receptions

1. Arnold Jackson, Louisville (97-00) .....300
2. Trevor Insley, Nevada (96-99) .....298
3. Geoff Noisy, Nevada (95-98) .....295
4. Troy Edwards, La. Tech (96-98) .....280
5. Aaron Turner, Pacific (89-92) .....266
6. Chad Mackey, La. Tech (93-96) .....264
7. Terrance Mathis, N. Mexico (85-87) .....263
8. Mark Templeton, Long Beach St. (83-86) 262
9. Howard Twilley, Tulsa (63-65) .....261
10. Marcus Harris, Wyoming (93-96) .....259
11. James Jordan, La. Tech (98-00) .....246
12. David Williams, Illinois (83-85) .....245
13. J.R. Tolver, SDSU (99-02) .....244
- Troy Walters, Stanford (96-99) .....244

### Kassim Osgood

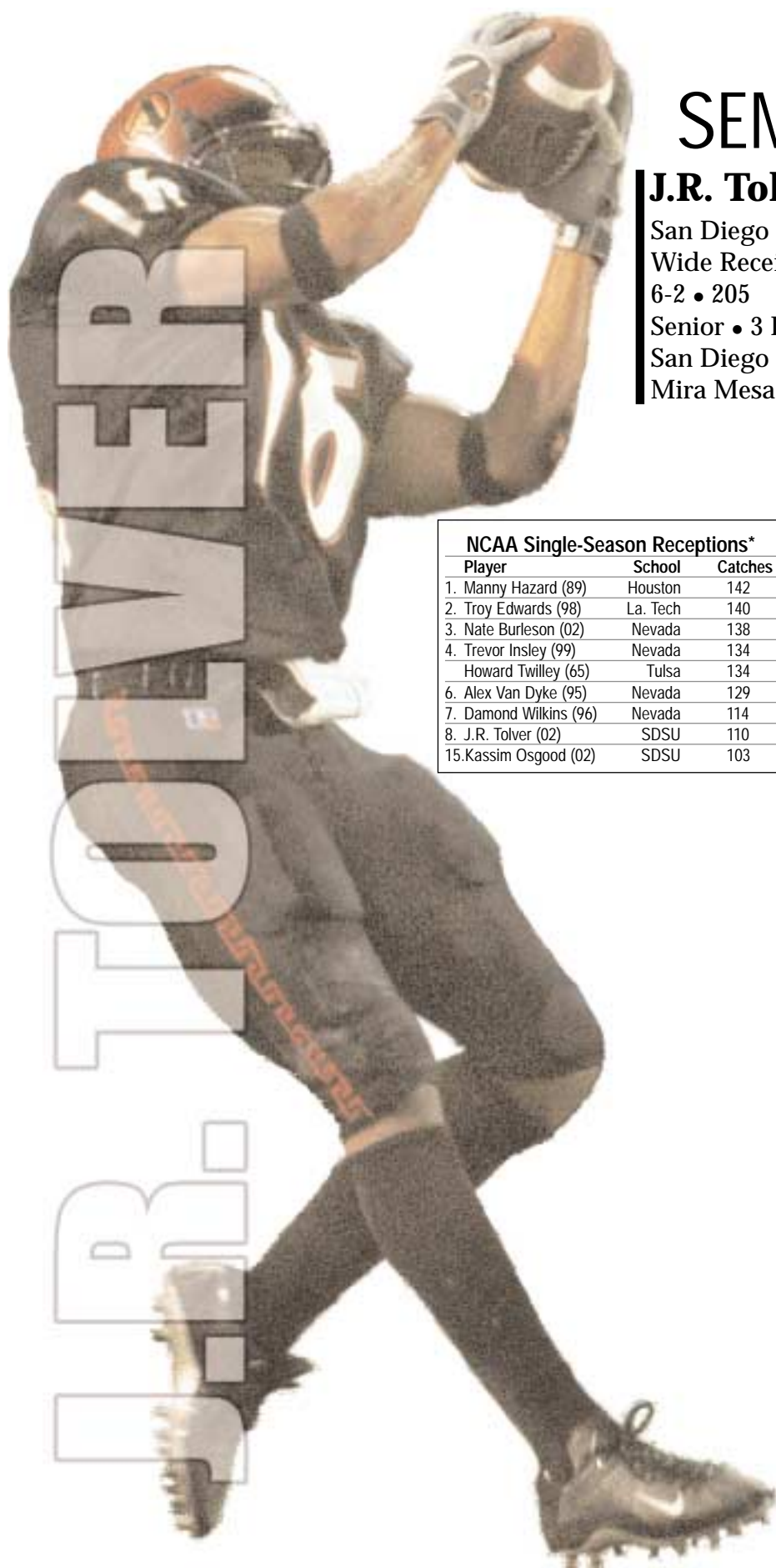
All-America Candidate



### 2002 Season

- ▶ Is third nationally in catches per game (8.58) and fourth in receiving yards per game (118.83).
- ▶ His 70-yard TD catch at Idaho is the longest by an Aztec this season.
- ▶ Caught a 61-yard touchdown pass against Wyoming for SDSU's lone offensive touchdown of the game.
- ▶ Recorded 14 catches for 178 yards against 17th-ranked Colorado.
- ▶ The 14 catches at CU rank as the third most in a college football game this season.
- ▶ Was a I-AA All-American at Cal Poly.
- ▶ Caught touchdown passes in five straight games prior to UNLV.
- ▶ Is a nominee for the Verizon Academic All-America team and a National Scholar-Athlete nominee.
- ▶ Caught 12 passes for 138 yards in the loss at BYU.
- ▶ He has had at least 138 receiving yards in seven games this season.
- ▶ His 103 catches this season would be an SDSU record if not for J.R. Tolver's 2002 season.
- ▶ He now has 1,426 receiving yard this season, the second best total in school history, including Tolver's 2002 campaign.





# ONE OF 10 SEMIFINALISTS FOR THE 2002 BILETNIKOFF AWARD

## J.R. Tolver

San Diego State  
Wide Receiver  
6-2 • 205  
Senior • 3 Letters  
San Diego  
Mira Mesa High

NCAA Single-Season Receptions*		
Player	School	Catches
1. Manny Hazard (89)	Houston	142
2. Troy Edwards (98)	La. Tech	140
3. Nate Burleson (02)	Nevada	138
4. Trevor Insley (99)	Nevada	134
Howard Twilley (65)	Tulsa	134
6. Alex Van Dyke (95)	Nevada	129
7. Damond Wilkins (96)	Nevada	114
8. J.R. Tolver (02)	SDSU	110
15. Kassim Osgood (02)	SDSU	103

### 2002 Season


- ▶ Is third in the nation with an average of 125.17 receiving yards per game.
- ▶ Is second in the nation in receptions with 9.17 catches per game.
- ▶ His 16 catches vs. Utah are tied for the most in a college football game this season.
- ▶ Has three of the top 18 receiving games in the country this season.
- ▶ Has caught a pass in 37 straight games.
- ▶ His 12-catch, 296-yard effort vs. Arizona State ranks as the 13th best receiving game in NCAA history. It is most receiving yards in a college game this season.

### Streaks and Rankings

- ▶ With 244 receptions, Tolver is SDSU's career record holder.
- ▶ He is also first all-time at San Diego State with 3,289 receiving yards
- ▶ A two-time all-Mountain West Conference performer (2000 and 2001) and the league's all-time leading receiver.
- ▶ Has already been named Mountain West player of the week twice this season and a midseason All-American by cnsi.com and College Football News.
- ▶ Has 12 career receiving games in excess of 100 yards, including six of the last 10 games.
- ▶ He now holds the school receptions and yardage records for a single season -- 110 catches for 1,502.

### NCAA Single-Season Receiving Yards

Player	School	Catches
1. Trevor Insley (99)	Nevada	2,060
2. Troy Edwards (98)	La. Tech	1,996
3. Alex Van Dyke (95)	Nevada	1,854
4. Howard Twilley (65)	Tulsa	1,779
5. Josh Reed (01)	LSU	1,740
6. Ashley Lelie (01)	Hawaii	1,713
7. Troy Edwards (97)	La. Tech	1,707
8. Manny Hazard (89)	Houston	1,689
9. Marcus Harris (96)	Wyoming	1,650
10. Randy Moss (97)	Marshall	1,647
11. Nate Burleson (02)	Nevada	1,629
12. Aaron Turner (91)	Pacific	1,604
Torry Holt (98)	NC State	1,604
14. Chris Penn (93)	Tulsa	1,578
15. Eugene Baker (97)	Kent St.	1,549
16. Lee Evans (01)	Wisconsin	1,545
17. Kevin Curtis (01)	Utah State	1,531
18. Chuck Hughes (65)	UTEP	1,519
19. Ryan Yarbrough (93)	Wyoming	1,512
20. Henry Ellard (82)	Fresno State	1,510
21. J.R. Tolver (02)	SDSU	1,502



San Diego State 14  
Fresno State 16

August 29, 2002 • Bulldog Stadium • Fresno, Calif.  
Attendance: 39,111 • ESPN2

**FRESNO, Calif.** - Tom Craft's first game as head coach at San Diego State was an eye-opener and a heartbreaker.

The Aztecs opened slowly, fell behind by nine points midway through the fourth quarter and then rallied to put themselves in position to win the game on the final play, only to have a chip-shot field goal blocked.

San Diego State fell behind the home-standing and heavily-favored Fresno State Bulldogs 10-0 at halftime and if not for heroic efforts by the Aztec defense, things could have been worse. San Diego State had just 19 yards of total offense at the half and ran just 21 plays. But San Diego State's defense kept things close and gave the "no-huddle" its chance.

The Aztecs responded as quarterback Adam Hall passed for 219 yards in the second half and J.R. Tolver stamped himself as an All-America candidate at receiver. In the end, it was just yards short.

San Diego State drove 54 yards on its first possession of the second half only to miss a field goal. But beginning with the third possession after intermission, things got interesting.

Hall found Tolver for 45 yards and James Truvillion capped off a stunning 96-yard touchdown drive for the Aztecs' first score of the year. San

Diego State then turned the ball over on two straight possessions, but the defense limited Fresno State to just a field goal during that stretch. The Bulldog lead stood at 16-7 with 8:26 remaining in the game.

San Diego State then got busy again. The Aztecs drove 81 yards for their second score and again it was Adam Hall to Tolver, this time for a 31-yard scoring strike.

The Aztec defense, which came up with three quarterback sacks, eight tackles behind the line of scrimmage, five pass deflections and a turnover, gave the Aztecs another chance. Trying to protect their lead, the Bulldogs moved the ball just 16 yards before being forced to punt.

The Aztecs took over on their own 35 and moved to the Fresno State 14 before the blocked field goal ended the game.

San Diego State 14  
17/17 Colorado 34

September 7, 2002 • Folsom Field • Boulder, Colo.  
Attendance: 44,126 • FoxSports Network

**BOULDER, Colo.** - The score may have followed prognostications but San Diego State more than held its own for more than three quarters against 17th-ranked Colorado. In the end, the Buffaloes made fewer mistakes and held off three Aztec scoring drives in the 34-14 win.

Colorado struck early, scoring 14 points on its first two possessions. But the youthful Aztecs recovered quickly. On its second possession, San Diego State marched 80 yards for a score, converting four third-downs into new sets. Overall the scoring march covered 80 yards and was capped by Garric Simmons' four-yard run.

After Colorado struck for a 75-yard score on its second possession, the Aztecs once again retaliated with a 45-yard march following a Colorado punt. Redshirt freshman Michael Franklin broke free on a 31-yard touchdown run to even the game at 14.

It looked like the teams would enter the locker room even, but a fumble on a punt return was picked up by the Buffaloes and toted in for the score and a 21-14 lead at the break.

Colorado scored again in the third quarter on a two-play drive that was set up by a Jeremy Bloom's 31-yard punt return.

San Diego State threatened early and often in the second half with three drives stalling inside the CU 35. The Aztecs also came up wide right on a pair of field-goal tries. Overall, five of SDSU's six second-half possessions ended inside the Colorado 40.

Colorado capped the scoring and clinched the win with a 38-yard touchdown run.

Adam Hall officially stamped himself as a threat at quarterback as he passed for 359 yards with 14 of those connections going to Kassim Osgood.

The two teams ended the game with 401 yards of total offense each.

Arizona State 39

San Diego State 28

Sept. 14, 2002 • Qualcomm Stadium • San Diego  
Attendance: 29,041 • Arizona-TV

**SAN DIEGO** - In this case, the numbers lie - a lot.

San Diego State rolled up 574 yards of total offense, including 320 passing yards, by HALFTIME, but still fell to the Arizona State Sun Devils, 39-28, in the home opener at Qualcomm Stadium.

The Aztecs got a game for the record books from receiver J.R. Tolver and quarterback Adam Hall. Tolver caught 12 passes for 296 yards and a touchdown in the 13th best receiving game in NCAA history. Hall passed for 516 yards and three touchdowns in the loss. It was the sixth best day in Aztec history. However, the records were not enough.

San Diego State dominated the early going and led the game 22-0 in the second quarter. The scoring came courtesy of three Adam Hall touchdown passes, one each to Tolver, Kassim Osgood and Ronnie Davenport. But Arizona State responded.

Trailing 22-0, ASU inserted Andrew Walter at quarterback. His first two passes were touchdown strikes to Shaun McDonald, covering 72 and 33 yards and the game was on.

San Diego State still led 22-14 at halftime. But in the second half, a handful of plays decided the outcome. Arizona State blocked a punt and recovered it for a touchdown and when San Diego State fumbled another punt, ASU took advantage with a brief 18-yard touchdown drive.

The Aztecs ended the game with three straight turnovers after the game had been tied at 25 on a 41-yard field goal by Tommy Kirovski.

For the game, SDSU had five turnovers to go with the blocked punt. SDSU won the total offense battle 574-365 and had a seven-minute advantage in time of possession. San Diego State ran 95 plays to Arizona State's 62.

San Diego State 38

Idaho 48

Sept. 21, 2002 • Kibbie Dome • Moscow, Idaho  
Attendance: 14,887

**MOSCOW, Idaho** - When you play inside a 16,000-seat facility with goal posts mounted on the wall, you might expect points. And you would be right.

For the second straight game San Diego State wasted a 500-yard passing effort by Adam Hall, a sterling receiving effort by J.R. Tolver and a multiple-touchdown lead. Idaho erased a 24-10 Aztec advantage by scoring on six straight possessions to upset San Diego State, 48-38.

Hall tossed five touchdown passes, including three to Tolver and a 70-yard strike to Kassim Osgood, but Idaho proved up to the task in the noise-laded Kibbie Dome.

When Idaho scored a touchdown with one second remaining in the second quarter, the Aztecs headed to the locker room with a 24-17 lead. The second half, however, was all Idaho. The Vandals ripped up the Aztec defense for 31 points after intermission, including 17 in the decisive fourth quarter. Although the Vandals were out-gained by the Aztecs, Idaho became the first team since Air Force in 2000 to go over 500 yards in total offense against SDSU.

San Diego State was flagged for a season-high seven penalties, but committed just one turnover. San Diego State had the ball for just 11 minutes in the second half when the game tilted toward the Vandals.

Tolver ended the game with 14 catches, tying him with teammate Kassim Osgood for the second most catches in the country this season. He also caught three touchdowns after entering the game with just seven career touchdown receptions. A fourth touchdown reception was thwarted by a Vandal pass interference late in the game.

**UCLA**

**43**

**San Diego State**

**7**

**September 28, 2002 • Qualcomm Stadium • San Diego  
Attendance: 33,610 • ESPN2**

**SAN DIEGO** - It may be that the UCLA Bruins are just that much better than the San Diego State Aztecs. However, SDSU made things so easy for the visitors that a true measuring stick is hard to gauge.

The Bruins took advantage of early San Diego State miscues to post the first 23 points of the football game while generating a total of 58 yards of offense. It was the deciding stretch in a game that saw UCLA remain unbeaten against the Aztecs with a sound 43-7 win.

While the Aztec defense appeared to bounce back from a bewildering performance at Idaho, San Diego State's offense found the going tough against the talented Bruins.

UCLA struck first when an Adam Hall pass ricocheted off of tight end Tyson Thompson and into the arms of UCLA's Marcus Reese, setting up a brief seven-yard touchdown drive by UCLA.

The second seven came when the Bruins blocked a Brian Simnjanovski punt and recovered it in the end zone for a score. The big plays continued for UCLA when Craig Bragg got behind the Aztec defense on a third-and-28 for a stunning 37-yard touchdown. The onslaught was complete when a snap sailed over Simnjanovski's head on a punt, resulting in two more UCLA points.

San Diego State's lone touchdown completed an 80-yard drive when Hall found Kassim Osgood 10 yards out to pull SDSU to 23-7.

Any hopes for an Aztec comeback, however, were squelched when Bruin quarterback Cory Paus found tight end Mike Seidman for a 79-yard score.

Osgood topped SDSU's offensive performance with a 10-catch, 145-yard effort. The game also featured the debut of true freshman running back Frederick Collins, who ran for 47 yards on 11 carries.

The loss to UCLA left the Aztecs 0-5 for the first time ever.

**Utah**

**17**

**San Diego State**

**36**

**October 12, 2002 • Qualcomm Stadium • San Diego  
Attendance: 20,410 • KJZZ/GamePlan**

**SAN DIEGO** - A month of frustration came to an end on Saturday night as the Aztecs ran past Utah, 36-17, in the Mountain West opener for San Diego State.

Receiver J.R. Tolver continued to write chapters in his dream season with 16 catches for 185 yards and a touchdown. The total was the second best in school history, a Mountain West record and tied him with Will Blackwell for the all-time school record with 197.

Tolver ended the game with 16 catches for 185 yards and his 16-yard TD catch in the third quarter put SDSU in control, 20-10.

The Aztecs came from behind to pick up the first victory of the season. After spotting Utah a 3-0 and 10-3 lead, SDSU came to life in the second period. The Aztecs got a 36-yard touchdown pass from Adam Hall to Kassim Osgood for a score and then put together a 56-yard march that

culminated with a Tommy Kirovski field goal on the final play before intermission. SDSU led at the break, 13-10.

The second half belonged to the Aztecs. San Diego State scored 17 points on three straight possessions and the Aztec defense made its own statement. SDSU picked off four passes and forced a fumble. Ricky Sharpe had two picks in the second half and returned the last one for 29-yard touchdown.

The Utes ended the game with just 308 yards of total offense, including 156 yards after San Diego State extended its lead in the fourth quarter to 31-10.

As a team, SDSU had its best rushing day of the season 116 yards, including 67 by Michael Franklin.

Tommy Kirovski booted three field goals as SDSU won its conference opener for the third time in four years of Mountain West play. The win was the first for SDSU under Tom Craft and ended a three-game losing streak against Utah.

San Diego State 24  
Wyoming 20

Oct. 19, 2002 • War Memorial Stadium • Laramie, Wyo.  
Attendance: 13,757

**LARAMIE** - At an elevation of over 7,000 feet a lot of things can happen. And luckily for San Diego State, a lot of things did.

San Diego State got another 300-yard passing effort Adam Hall and another 100-yard receiving effort from J.R. Tolver and another long touch-down reception by Kassim Osgood. It took all of that and more to escape with a 24-20 win over Wyoming.

The victory improved San Diego State to 2-0 in Mountain West Conference play and 2-5 on the season heading into a Homecoming battle with UNLV.

The Aztecs trailed 7-3 at halftime after a rather indifferent first half with the only SDSU points coming on Tommy Kirovksi's career-best 48-yard field goal. Things got more interesting after the break. San Diego State's Freddie Keiaho and Jacob Elimimian teamed up to block a punt on Wyoming first's possession with Shane Johnson recovering for a touchdown.

The Cowboys, however, would dominate the time of possession battle in the second half. Wyoming marched down the field to take a 13-10 lead on an 11-play drive. San Diego State's Anthony Foli blocked the extra point and Aztec Jeff Shoate would block a field goal in the game to go with the blocked punt.

Trailing 13-10 after the Cowboys' 80-yard march, the Aztecs struck quickly with a four-play, 72-yard drive. The big strike came on a Hall-to-Osgood 61-yard touchdown play that began with a deflected pass.

After Wyoming regained the lead again, this time on a 20-play, 80-yard march early in the fourth quarter the Aztecs looked to be on the ropes. But linebacker Heath Farwell nailed UW quarterback Casey Bramlet as attempted a pass and another Aztec linebacker, Kirk Morrison, intercepted the pass and returned it 34 yards for the game's final points.

Wyoming would have the ball just once more and be limited to three plays and out. San Diego State then took over with 11:22 remaining in the game and holding a 24-20 lead. The Aztecs then put together drive for the ages, using all 11:22 to cover 54 yards on 20 plays. SDSU faced eight third and fourth-down situations to keep the ball away from the dangerous Cowboys.

San Diego State improved to 2-0 in league play for the first time since 1998 in winning its fourth straight over the Cowboys.

UNLV 21  
San Diego State 31

Oct. 26, 2002 • Qualcomm Stadium • San Diego  
Attendance: 21,541

**SAN DIEGO** - A soggy morning turned into a happy ending for Aztec fans and alumni gathered for Homecoming.

San Diego State got a 106-yard rushing effort from true-freshman running back Frederick Collins, a 319-yard passing effort from Adam Hall and a 151-yard receiving effort from J.R. Tolver on its way to a 31-21 Mountain West win over UNLV.

The victory improved the Aztecs to 3-5 overall. SDSU improved to 3-0 in the Mountain West Conference for the first time ever and to 3-0 in conference play for the first time since the 1998 WAC campaign. The win also allowed the Aztecs to erase last season's miserable 31-3 loss at UNLV.

The UNLV contest may have been the most complete performance of the Aztec season. San Diego State held the ball for more than 38 minutes and ran 89 plays. The Aztecs set a season-high in rushing yards (156), time of possession, quarterback sacks, tackles for losses and deflected passes.

The Aztecs struck first on a 56-yard pass from Hall to Tolver that culminated a stunning 98-yard drive. But after UNLV returned a fumble 81 yards for a score, the Aztecs were down 14-10 and trailing at halftime for the second straight week. And for the second straight week, SDSU responded with a strong second half.

SDSU took the opening possession of the second half 85 yards in just seven plays, keyed by Tolver's 49-yard reception and capped by the first touchdown of Collins' career. After a quick three-and-out by the Rebels, Kyle Conerly became the first Aztec to return a punt for a touchdown since 1998 with his stop-and-start 87-yarder, the fifth longest in State history.

The Aztecs completed a 21-point run with another long-distance effort, an 88-yard drive in 18 plays, capped by a Hall-to-Tolver 1-yard toss. The Rebels were limited to just 16 yards of offense in the third quarter when SDSU moved from a 14-10 deficit to a 31-14 lead.

Tolver ended the game second all-time at SDSU with 3,003 career receiving yards. Hall went over the 300-yard passing mark for the fifth time this season and tossed at least one touchdown pass in his sixth straight game.

Joe Haro of UNLV ran for 110 yards, but the Rebel offense was limited to four plays or less on seven of its 14 possessions.

San Diego State 10  
Brigham Young 34

Nov. 2, 2002 • LaVelle Edwards Stadium • Provo, Utah  
Attendance: 59,362 • ESPN+Plus

**PROVO** - A short-handed San Diego State team and a Brigham Young squad looking to make a point proved fatal for the Aztecs on Saturday.

The Aztecs suffered their first Mountain West loss of the season and the Cougars won their first by a 34-10 count on a cold day on the Wasatch range.

San Diego State struggled throughout against the Cougar defensive attack. BYU sacked Adam Hall five times and limited J.R. Tolver to just four catches for 30 yards. Tolver missed most of the first half after being blasted on his second reception of the game. He returned in the second half but was not a factor in the contest.

Kassim Osgood, however, kept SDSU's streak of 100-yard receiving games alive with his 12 catches for 138 yards. The Aztecs also got the first receptions of the season from Raleigh Fletcher and Adam Gray - Hayward in an effort to compensate for Tolver's injury.

The San Diego State defense picked off three passes and recovered a fumble and Freddie Keiaho blocked a punt for the second time in 2002, but for the first time this season the Aztec offense could not take advantage.

The Aztecs ended the game with a season-low 246 yards of total offense and averaged just 3.3 yards per play.

Along with Tolver, SDSU also played in Provo without its top two rushers, James Truvillion and Michael Franklin. Frosh Fred Collins got his second straight start and ran for 50 yards and Garric Simmons made his first appearance in the backfield this season.

BYU got on the board early with a seven-play drive that resulted in a 37-yard field goal. After an Aztec fumble, the Cougars scored a touchdown on a third-down pass play that covered 37 yards.

The Cougars took full control of the game with 10 points in the last four minutes of the half. BYU would extend the lead to 26-0 before the Aztecs got on the board.

Adam Hall threw a touchdown pass for the seventh straight game when he hit Tolver on an 8-yard play with 14:55 left in the game.

San Diego State 8  
New Mexico 15

Nov. 9, 2002 • University Stadium • Albuquerque, N.M.  
Attendance: 28,770 • SportsWest

**ALBUQUERQUE** - The combination of a blitz-happy New Mexico defense and a constant 40-miles-per-hour wind were enough to allow the Lobos to escape a late San Diego State rally with a 15-8 win.

The game ended San Diego State's bowl hopes, along with the Aztecs' eight-game winning streak in Albuquerque, and kept New Mexico alive in the conference title race.

San Diego State jumped to an early 5-0 lead when an errant snap on a punt resulted in an SDSU safety following the Lobos' first series (three and out). After Freddie Keiaho returned the free kick 34 yards to the Lobo 36, the Aztecs cashed in for a 46-yard Tommy Kirovski field goal.

However, San Diego State was on its way to its worst offensive performance under Tom Craft. The Aztecs managed just 183 yards of total offense and managed just six points off of four possessions that started inside New Mexico territory.

San Diego State's longest drive of the day was the final one, which covered 46 yards and ended at the New Mexico six with just seven seconds remaining in the game. The late bid for overtime was set up when Adam Hall found Kassim Osgood for a 39-yard gain in what was SDSU's longest play from scrimmage.

The Aztecs held a precarious 8-7 lead at halftime and after three quarters. However, the difference in the game were a pair of Lobo touchdown drives. The first, which put the Lobos on the board in the first quarter, was set up by a blocked punt and covered just 30 yards.

The Lobos' game-winning points came on a 64-yard march at the end of the third quarter.

New Mexico became the first team in 2002 to not allow an Aztec receiver to reach the 100-yard mark in receiving yards.

San Diego State's defense continued to show improvement. The

Aztecs recovered three fumbles and allowed just 237 yards of total offense and only 13 points. The Lobos did manage to convert on nine of their 18 third-down conversion attempts.

No. 21/17 Colorado St. 49

San Diego State 21

Nov. 16, 2002 • Qualcomm Stadium • San Diego  
Attendance: 21,714

**SAN DIEGO** - The 17th-ranked Colorado State Rams displayed top-25 style in disposing of San Diego State, 49-21, in front of 21,714 at Qualcomm Stadium Saturday night.

The Rams generated 533 yards of offense, including 277 on the ground and 256 in the air, and knocked Aztec starting quarterback Adam Hall out of the game in the second quarter in rolling to a 31-14 halftime lead. San Diego State never really threatened the conference leaders in the second half.

The loss dropped SDSU to 3-3 in league play while Colorado State remained unbeaten and inched closer to its third conference title in four years.

San Diego State senior J.R. Tolver broke two more records on Senior Night at Qualcomm. He is now the school record holder for receiving yards in a season and in a career. He entered the game already atop SDSU's single-season and career charts in catches.

After the Aztecs missed on a 45-yard field goal on their first possession, CSU's offense took over with four touchdowns on its first five possessions, broken up only by a fumble.

San Diego State managed 378 yards of offense on its own, behind Lon Sheriff and the receivers. Kassim Osgood was the star of the game with 10 catches for 170 yards, including a 34-yard TD catch. Tolver caught two touchdown passes and a two-point conversion to go with his 96 yards.

Lon Sheriff took over after Adam Hall suffered a concussion. He was efficient, going 17-of-32 for 228 yards and two touchdowns.

Colorado State quarterback Bradlee Van Pelt led all rushers with 93 yards and he passed for another 188 and three scores.

San Diego State 38

Air Force 34

Nov. 23, 2002 • Falcon Stadium • Colorado Springs  
Attendance: 31,023

**COLORADO SPRINGS** - With season-long starter Adam Hall out of action due to an injury suffered against Colorado State, the Aztecs turned to fifth-year senior and former starter Lon Sheriff. The Santee product responded by dusting off an old trait: the fourth quarter comeback.

The Aztecs had their biggest fourth quarter in seven years, scoring 21 points in the final stanza, to erase a 27-17 Air Force lead and escape with a 38-34 win over the Academy in Colorado Springs.

The victory clinched at least a tie for third place for a San Diego State team picked to finish last in the pre-season. It was SDSU's first win at Air Force since 1993 and the biggest Aztec comeback in two years. It was also San Diego State's first win over Air Force since the formation of the Mountain West Conference in 1999.

Sheriff led the Aztecs to touch-down drives on four of the final five possessions of the day, the final coming with just 58 seconds remaining in the game.

The first half was rather sedate compared to what would take place after intermission. San Diego State jumped to a 10-0 lead, scoring all of its points on the first two possessions of the day. Air Force slowly gained control in the second quarter and an 80-yard Falcon drive culminated with a go-ahead touchdown with just 2:30 left in the half.

The Aztecs appeared to be on the ropes in the third quarter when another Falcon touchdown at the 11:46 mark stretched the margin to 21-10. Sheriff, kept SDSU close with a 26-yard TD pass to Ronnie Davenport later in the period.

In the fourth quarter, however, things got crazy. First the Aztecs scored on an 80-yard, 13-play drive that ended with a James Truvillion touchdown run. Then after Air Force failed to convert on a daring fourth down in its own territory, the Aztecs took advantage. Kassim Osgood made a miraculous catch in the corner of the north end zone for a score that gave SDSU a 31-27 lead.

It was short-lived, however, as the Falcons marched 80 yards in six plays to take a 34-31 lead with just 3:16 remaining.

Back came SDSU with a drive that almost seemed too easy. The Aztecs marched 58 yards on eight plays with Truvillion doing the honors from a yard out with just 58 seconds remaining. The drive was set up by a 33-yard kickoff return by Freddie Keiaho.



# San Diego State Depth Chart

As of December 1, 2002



## Offense

LT	79	Brendan Darby (6-7, 300, Jr.)
	74	Mike Kracalik (6-8, 330, So.)
LG	72	Jasper Harvey (6-3, 285, Fr.)
	77	Shawn Dickie (6-5, 300, Jr.)
C	60	Johnathan Ingram (6-2, 300, Sr.)
	72	Jasper Harvey (6-3, 285, Fr.)
RG	78	Gerald Sykes (6-3, 310, Jr.)
	68	Raul Gomez (6-3, 305, Sr.)
RT	68	Raul Gomez (6-3, 305, Sr.)
	74	Mike Kracalik (6-8, 330, So.)
TE	81	Raleigh Fletcher (6-4, 280, Jr.)
	80	Tyson Thompson (6-2, 255, Sr.)
FL	16	J.R. Tolver (6-2, 205, Sr.)
	85	Robert Ortiz (6-0, 180, Fr.)
SLT	2	Ronnie Davenport (6-1, 195, Sr.)
	11	Jermaine Moore (5-11, 190, Jr.)
SE	1	Kassim Osgood (6-5, 210, Sr.)
	88	Lonnell Penman (6-2, 200, So.)
RB	4	Fred Collins (5-11, 190, Fr.)
	21	James Truvillion (5-10, 195, Sr.)
QB	13	Lon Sheriff (6-3, 215, Sr.) or
	14	Adam Hall (6-3, 215, Jr.)
	9	Kevin Pierce (6-2, 195, Fr.)

## Defense


DE	50	Amon Arnold (6-4, 265, Sr.)
	98	Brandon Rager (6-3, 250, Jr.)
DT	96	Jared Ritter (6-3, 260, Sr.)
	49	Anthony Foli (6-4, 290, Jr.)
DT	99	Brook Miller (6-4, 280, Jr.)
	46	Blake Lobel (6-3, 255, So.)
DE	94	Akbar Gbaja-Biamila (6-5, 250, Sr.)
	37	Kurt Kahui (6-1, 225, Fr.)
SLB	45	Stephen Larsen (6-1, 230, So.)
	54	Heath Farwell (6-1, 220, So.)
MLB	34	Kirk Morrison (6-2, 235, So.)
	40	Rodney Allen (6-0, 220, Sr.)
WLB	48	Matt McCoy (6-0, 215, Fr.)
	35	Beau Trickey (6-1, 230, Jr.)
CB	26	Jeff Shoate (5-10, 180, Jr.)
	10	Hubert Caliste (6-2, 190, So.) - or -
	39	Jacob Elimimian (5-10, 170, Fr.)
SS	42	Josh Dean (6-0, 210, So.) - or -
	38	Keith Ellison (6-1, 195, Fr.)
FS	5	Marviel Underwood (5-10, 190, So.)
	30	Marcus Demps (6-0, 190, Fr.)
CB	3	Ricky Sharpe (6-1, 190, Sr.)
	15	LaVance Ray (6-0, 180, Jr.)

# San Diego State Travel Roster

As of December 1, 2002

## Alphabetical

No.	Name	Pos.	Ht.	Wt.	Yr.-Exp.	Hometown (Last School)
40	Rodney Allen	LB	6-0	220	Sr-3V	San Leandro (San Leandro)
50	Amon Arnold	DE	6-4	250	Sr-3V	Los Angeles (Crenshaw)
10	Hubert Caliste	DB	6-2	190	So-1V	New Orleans, La. (Carver)
4	Frederick Collins	RB	5-11	190	Fr-HS	Indio (La Quinta)
6	Kyle Conerly	WR	5-11	190	So-1V	San Diego (West Hills)
79	Brendan Darby	OT	6-7	300	Jr-2V	Tiburon (Redwood)
2	Ronnie Davenport	WR	6-1	195	Sr-TR	Woodside (California)
42	Josh Dean	DB	6-0	210	So-1V	Oakland (Bishop O'Dowd)
30	Marcus Demps	DB	6-0	195	Fr-RS	Palmdale (Highland)
77	Shawn Dickie	OL	6-5	300	Jr-1V	Irvine (Irvine)
83	Jason Dion	TE	6-3	265	Sr-JC	Bakersfield (Bakersfield)
39	Jacob Elimimian	DB	5-10	170	Fr-RS	Los Angeles (Crenshaw)
38	Keith Ellison	DB	6-1	195	Fr-HS	Redondo Beach (Union)
54	Heath Farwell	LB	6-1	220	So-TR	Corona (San Jose State)
81	Raleigh Fletcher	DT/TE	6-4	280	Jr-2V	Renton, Wash. (Renton)
49	Anthony Foli	DL	6-4	290	Jr-2V	Newbury Park (Newbury Park)
20	Michael Franklin	RB	5-7	170	Fr-RS	New Orleans, La. (St. Augustine)
94	Akbar Gbaja-Biamila	DL	6-5	250	Sr-2V	Los Angeles (Crenshaw)
68	Raul Gomez	OL	6-3	305	Sr-2V	Oceanside (Oceanside)
87	David Gorman	TE	6-5	250	Jr-SQ	San Diego (Humboldt St.)
12	Adam Gray-Hayward	WR	6-2	200	So-SQ	Ventura (St. Bonaventure HS)
14	Adam Hall	QB	6-3	215	Jr-1V	Austin, Texas (Texas)
72	Jasper Harvey	OL	6-3	285	Fr-RS	Marrero, La. (Archbishop Shaw)
73	Damien Holman	OL	6-3	310	Jr-TR	Stockton (Palomar)
60	Johnathan Ingram	OL	6-2	300	Sr-2V	Indio (La Quinta)
41	Shane Johnson	DB	6-0	190	Jr.-1L	Palmdale (Palmdale)
37	Kurt Kahui	DE	6-1	225	Fr-HS	Wailuku, HI (Baldwin)
33	Freddie Keiaho	LB	6-0	210	Fr-RS	Ventura (Buena)
17	Tommy Kirovski	PK	5-11	195	Sr-1V	Escondido (Palomar JC)
74	Mike Kracalik	OT	6-8	330	So-RS	Oceanside (El Camino)
45	Stephen Larsen	LB	6-1	230	So-1V	Chandler, Ariz. (Desert Vista)
46	Blake Lobel	DE	6-3	255	So-1V	Chino Hills (Diamond Bar)
48	Matthew McCoy	LB	6-0	215	Fr-RS	Tustin (Tustin)
93	Freddie McCutcheon	DL	6-0	290	Fr-HS	Long Beach (Cabrillo)
99	Brook Miller	DL	6-4	280	Jr-RS	Bakersfield (Bakersfield JC)
11	Jermaine Moore	WR	5-11	190	Jr-TR	Easton, Penn (Hancock JC)
34	Kirk Morrison	LB	6-2	235	So-1V	Oakland (Bishop O'Dowd)
53	Casey Naylor	LS	6-2	220	So-1V	Phoenix, Ariz. (Sunnyslope)
65	Steve Nevarez	OL	6-3	280	So-SQ	San Fernando (San Fernando)
52	Adam Nyssen	LB	6-0	220	So-TR	Huntington Beach (Long Beach CC)
85	Robert Ortiz	WR	6-0	180	Fr-RS	San Diego (Horizon)
43	Dennis Ordiorne	RB	5-11	220	Sr-SQ	Tewksbury, Mass. (Tewksbury)
1	Kassim Osgood	WR	6-5	210	Sr-TR	Salinas (North Salinas/Cal Poly)
31	Phouthai Keoreopesangsavanhkeovunxay	DB	6-0	190	Jr-TR	Stockton, Calif. (Delta CC)
88	Lonnell Penman	WR	6-2	200	So-SQ	Long Beach (Long Beach Poly)
9	Kevin Pierce	QB	6-2	195	Fr-RS	Hemet (West Valley)
98	Brandon Rager	DL	6-3	250	Jr-TR	Roswell, N.M. (Sacramento CC)
15	LaVance Ray	DB	6-0	180	Jr-TR	Clovis (Fresno CC)
96	Jared Ritter	DT	6-3	260	Sr-2V	Mission Viejo (Mission Viejo)
59	Robbie Ryan	LS	6-4	220	So-1V	Coronado (Coronado)
3	Ricky Sharpe	DB	6-1	190	Sr-3V	San Diego (Mt. Carmel)
13	Lon Sheriff	QB	6-3	210	Sr-3V	Santee (West Hills)
26	Jeff Shoate	DB	5-10	180	Jr-1V	San Diego (Serra/Montana)
44	Garric Simmons	RB	6-0	210	Sr-1V	Glendale, Ariz. (Washington)
27	Brian Simnjanovski	P/PK	6-3	220	Sr-3V	Escondido (Escondido)
78	Gerald Sykes	OL	6-1	310	Jr-TR	San Diego (Kearny/Palomar)
80	Tyson Thompson	TE	6-2	255	Sr-JC	Oceanside (Palomar JC)
16	J.R. Tolver	WR	6-2	205	Sr-3V	San Diego (Mira Mesa)
35	Beau Trickey	LB	6-1	230	Jr-1V	Houston, Texas (Kingwood)
21	James Truvillion	RB	5-10	195	Sr-3V	San Marcos (San Marcos)
5	Marviel Underwood	DB	5-10	190	So-1V	San Leandro (San Leandro)
55b	Jerald Watkins	LB	6-2	215	Sr-Sq	Upland (Upland)





## ► Scoring Drives

Opponent	Plays	Yards	Drive Time	Time of Score	Score Qtr/Time	Drive Start	Scoring Play	QB
at Fresno State	8	96	2:18	TD	0:11/3rd	SD 4	Truvillion 1-yd run	Hall
at Fresno State	7	81	1:56	TD	6:30/4th	SD 19	Tolver 31-yd pass from Hall	Hall
at Colorado	15	80	7:08	TD	3:34/1st	SD 20	Simmons 4-yd run	Hall
at Colorado	2	45	0:20	TD	12:47/2nd	CU 45	Franklin 31-yd run	Hall
Arizona State	10	91	3:27	TD	6:07/1st	SD 9	Davenport 5-yd pass from Hall	Hall
Arizona State	6	76	1:05	TD	10:01/2nd	SD 24	Osgood 6-yd pass from Hall	Hall
Arizona State	4	56	1:52	TD	6:28/2nd	SD 44	Tolver 17-yd pass from Hall	Hall
Arizona State	4	2	0:43	FG	5:25/2nd	AS 12	Kirovski 27-yd field goal	Hall
Arizona State	9	68	1:54	FG	1:55/3rd	SD 20	Kirovski 29-yd field goal	Hall
Arizona State	9	60	3:28	FG	12:04/4th	SD 16	Kirovski 41-yd field goal	Hall
at Idaho	9	60	3:07	FG	6:26/1st	SD 34	Kirovski 34-yd field goal	Hall
at Idaho	6	75	1:47	TD	3:36/1st	SD 25	Tolver 12-yd pass from Hall	Hall
at Idaho	11	80	5:21	TD	10:34/2nd	SD 20	Tolver 1-yd pass from Hall	Hall
at Idaho	1	49	0:09	TD	4:47/2nd	UI 49	Tolver 49-yd pass from Hall	Hall
at Idaho	4	83	1:51	TD	3:07/3rd	SD 17	Osgood 70-yd pass from Hall	Hall
at Idaho	6	80	1:59	TD	12:48/4th	SD 20	Ortiz 25-yd pass from Hall	Hall
UCLA	7	80	2:26	TD	5:31/2nd	SD 20	Osgood 10-yd pass from Hall	Hall
Utah	15	66	5:39	FG	2:06/1st	SD 14	Kirovski 37-yd field goal	Hall
Utah	9	67	2:18	TD	5:11/2nd	SD 33	Osgood 36-yd pass from Hall	Hall
Utah	6	56	0:35	FG	0:00/2nd	SD 31	Kirovski 30-yd field goal	Hall
Utah	10	80	4:43	TD	5:35/3rd	SD 20	Tolver 16-yd pass from Hall	Hall
Utah	8	69	3:41	TD	13:15/4th	SD 31	Ordione 1-yd run	Hall
Utah	4	-3	1:38	FG	11:19/4th	UT 12	Kirovski 32-yd field goal	Hall
Wyoming	6	49	3:20	FG	6:57/1st	SD 20	Kirovski 48-yd FG	Hall
Wyoming	4	72	2:35	TD	7:59/3rd	SD 28	Osgood 61-yd pass from Hall	Hall
UNLV	10	98	3:16	TD	7:34/1st	SD 2	Tolver 56-yd pass from Hall	Hall
UNLV	15	69	6:40	FG	14:23/2nd	SD 18	Kirovski 30-yd field goal	Hall
UNLV	7	85	2:55	TD	12:05/3rd	SD 15	Collins 3-yd run	Hall
UNLV	18	88	6:42	TD	14:17/4th	SD 12	Tolver 1-yd pass from Hall	Hall
BYU	8	38	2:40	FG	4:11/3rd	SD 41	Kirovski 40-yd field goal	Hall
BYU	9	44	2:45	TD	14:55/4th	BY 44	Tolver 8-yd pass from Hall	Hall
New Mexico	6	8	2:38	FG	10:54/1st	NM 36	Kirovski 46-yd field goal	Hall
New Mexico	9	34	3:50	FG	7:29/2nd	NM 42	Kirovski 25-yd field goal	Hall
Colorado State	8	93	2:28	TD	10:38/2nd	CS 7	Tolver 5-yd pass from Hall	Hall
Colorado State	7	74	0:45	TD	0:12/2nd	CS 26	Osgood 34-yd pass from Sheriff	Sheriff
Colorado State	7	90	1:18	TD	3:32/2nd	CS 10	Tolver 1-yd pass from Sheriff	Sheriff
Air Force	4	43	:42	TD	12:21/1st	A 43	Tolver 15 run	Sheriff
Air Force	6	36	2:04	FG	6:03/1st	A 46	Kirovski 27 FG	Sheriff
Air Force	1	26	:06	TD	8:53/3rd	A 26	Davenport 26 pass from Sheriff	Sheriff
Air Force	13	80	4:59	TD	9:54-4th	S 20	Truvillion 2 run	Sheriff
Air Force	4	45	1:11	TD	5:23-4th	A 45	Osgood 31 pass from Sheriff	Sheriff
Air Force	8	58	2:09	TD	:58-4th	S 42	Truvillion 1 run	Sheriff

## ► Drive Superlatives

	SAN DIEGO STATE	OPPONENT
Longest Number of Plays/Result	20/End of game vs. Wyoming	20/TD by Wyoming
Most Yards Consumed/Result	98/TD vs. UNLV	87/TD by Idaho
Most Possession Time/Result	11:22/End of game at Wyoming	8:17/TD by Wyoming

## ► Longest Plays

SAN DIEGO STATE		
Yards	Opponent	Play (Situation)
70	Idaho	Kassim Osgood pass from Adam Hall (2nd and 13 at the SDSU 30 - Touchdown)
61	Wyoming	Kassim Osgood pass from Adam Hall (1st and 10 at SDSU 39 - Touchdown)
56	UNLV	J.R. Tolver pass from Adam Hall (2nd and 10 at SDSU 44 - Touchdown)
50	Idaho	Tyson Thompson pass from Adam Hall (3rd and 10 at the SDSU 38)
Number of plays, from scrimmage, 20-plus yards: 47 (42 pass, 5 rush)		
Number of plays, from scrimmage, 40-plus yards: 12 (12 pass)		
Returns	Opponent	Play
Kickoff	New Mexico	Freddie Keiaho 34-yard return
Punt	UNLV	Kyle Conerly 87-yard return (touchdown)
Interception	BYU	Kirk Morrison 35-yard return
Fumble	Arizona State	Heath Farwell 8-yard return
Number of returns 20+ yards: 20 (15 kickoff, 2 punt, 3 interception)		
Number of returns 30+ yards: 6 (3 kickoff, 1 punt, 2 interception)		
OPPONENTS		
Yards	Team	Play (Situation)
80	Colorado State	Joey Cuppari pass from Brad Van Pelt (1st and 10 at the CSU 20 - Touchdown)
75	Colorado	Derek McCoy pass from Craig Ochs (3rd and 5 at the CU 25 - Touchdown)
72	Arizona State	Shaun McDonald pass from Andrew Walter (1st and 10 at the ASU 28 - Touchdown)
Number of plays, from scrimmage, 20-plus yards: 44 (31 pass, 13 rush)		
Number of plays, from scrimmage, 40-plus yards: 10 (8 pass, 2 rush)		
Returns	Team	Player
Kickoff	Idaho	C. Thompson 63-yard return
Punt	Colorado	Tyler Ebell 53-yard return
Interception	Fresno State	Cameron Worrell 12-yard return
Fumble	Colorado	Akarika Dawn 8-yard return - Touchdown
Number of returns 20+ yards: 11 (7 kickoff, 4 punt)		
Number of returns 30+ yards: 5 (1 kickoff, 4 punt)		

## ► First Down Rushing

Player	Att.	Yards	Avg.	TD	FD	Long
COLLINS, Fredrick	51	211	4.1	1	9	17
TRUVILLION, Jam	64	203	3.2	2	8	22
FRANKLIN, Michael	33	139	4.2	1	4	37
HALL, Adam	6	14	2.3	0	0	9
SIMMONS, Garric	3	8	2.7	1	0	8
TOLVER, J.R.	3	35	11.6	1	1	19
<b>TOTAL</b>	<b>160</b>	<b>610</b>	<b>3.8</b>	<b>6</b>	<b>22</b>	<b>37</b>

Does not include sacks or team rushes.

## ► First Down Passing

Player	G	A-C-I	Pct	Yds	FD	TD	Long	Sacks
HALL, Adam	11	184-110-4	59.8	1270	55	4	61	10/66
SHERIFF, Lon	4	33-29-0	87.9	356	13	1	31	1/4
<b>TOTAL</b>	<b>12</b>	<b>217-139-4</b>	<b>64.1</b>	<b>1626</b>	<b>68</b>	<b>5</b>	<b>61</b>	<b>11/70</b>

## ► First Down Receiving

Player	No.	Yards	Avg.	FD	TD	Long
TOLVER, J.R.	57	760	13.3	32	3	49
OSGOOD, Kassim	37	522	14.1	22	2	61
DAVENPORT, Ronnie	18	118	6.5	5	1	26
ORTIZ, Robert	6	78	13.0	3	0	33
FRANKLIN, Mike	5	41	8.4	2	0	15
TRUVILLION, Jam	5	27	5.4	1	0	18
COLLINS, Fredrick	3	20	6.7	0	0	9
THOMPSON, Tyson	2	21	10.5	2	0	11
GORMAN, David	1	23	23.0	1	0	23
PENMAN, Lonnel	1	16	16.0	1	0	16
<b>TOTAL</b>	<b>135</b>	<b>1616</b>	<b>11.9</b>	<b>69</b>	<b>6</b>	<b>61</b>

## ► Third-Fourth Down Rushing

Player	Att.	FD	Pct.	Yards	Avg.	TD	3rd/4th & 1	
							Att.	FD
TRUVILLION, James	18	7	38.9	65	3.6	1	3	3
FRANKLIN, Michael	2	2	100.0	40	20.0	0	1	1
HALL, Adam	9	2	22.2	33	3.7	0	1	1
COLLINS, Fred	6	2	33.3	10	1.7	0	0	0
ORDIONE, Dennis	2	1	50.0	1	0.5	1	1	1
SIMMONS, Garrick	1	0	0.0	1	1.0	0	0	0
SHERIFF, Lon	1	0	0.0	-6	-6.0	0	1	0
<b>TOTAL</b>	<b>39</b>	<b>14</b>	<b>35.9</b>	<b>144</b>	<b>3.7</b>	<b>2</b>	<b>7</b>	<b>6</b>

Does not include sacks.

## ► Third-Fourth Down Passing

Player	G	A-C-I	Pct	Yds	FD	TD	Long	Sacks
HALL, Adam	11	115-59-5	51.3	591	35	4	50	12/89
SHERIFF, Lon	3	10-6-0	60.0	52	2	2	34	1/7
<b>TOTAL</b>	<b>11</b>	<b>125-65-5</b>	<b>52.0</b>	<b>643</b>	<b>37</b>	<b>6</b>	<b>50</b>	<b>13/96</b>

## ► Third-Fourth Down Receiving

Player	No.	Yards	Avg.	FD	TD	Long
OSGOOD, Kassim	21	215	10.2	12	2	34
TOLVER, J.R.	18	179	9.9	12	2	19
DAVENPORT, Ronnie	14	93	6.6	6	1	17
ORTIZ, Robert	4	50	12.5	2	1	25
THOMPSON, Tyson	2	61	30.5	1	0	50
PENMAN, Lonnel	2	22	11.0	2	0	13
TRUVILLION, James	2	10	5.0	1	0	10
FRANKLIN, Michael	1	15	15.0	1	0	15
COLLINS, Fredrick	1	-2	-2.0	0	0	-2
<b>TOTAL</b>	<b>65</b>	<b>643</b>	<b>9.9</b>	<b>37</b>	<b>6</b>	<b>50</b>

## ► Rushing, Individual Game-By-Game

Opponent	COLLINS			FRANKLIN			HALL			ORDIONE			SIMMONS			TRUVILLION		
	Att	Yds	TD	Att	Yds	TD	Att	Yds	TD	Att	Yds	TD	Att	Yds	TD	Att	Yds	TD
Fresno State	0	0	0	0	0	0	5	-14	0	0	0	0	2	1	0	15	68	1
Colorado	0	0	0	10	41	1	4	-24	0	0	0	0	4	15	1	5	10	0
Arizona State	0	0	0	2	9	0	7	-19	0	0	0	0	0	0	0	24	73	0
Idaho	0	0	0	9	57	0	3	-10	0	0	0	0	0	0	0	10	32	0
UCLA	11	47	0	12	69	0	4	-29	0	0	0	0	1	8	0	0	0	0
Utah	0	0	0	12	67	0	6	7	0	2	1	1	0	0	0	19	41	0
Wyoming	3	10	0	5	14	0	8	20	0	0	0	0	0	0	0	12	40	0
UNLV	31	106	1	0	0	0	9	34	0	0	0	0	1	1	0	2	15	0
Brigham Young	15	49	0	0	0	0	11	-30	0	0	0	0	2	-1	0	0	0	0
New Mexico	18	60	0	0	0	0	6	-43	0	0	0	0	0	0	0	5	13	0
Colorado State	5	13	0	0	0	0	1	-2	0	0	0	0	0	0	0	10	39	0
Air Force	2	17	0	1	-3	0	DNP			DNP			DNP			13	58	2
Hawai'i																		
<b>TOTALS</b>	<b>85</b>	<b>302</b>	<b>1</b>	<b>51</b>	<b>272</b>	<b>1</b>	<b>64</b>	<b>-110</b>	<b>0</b>	<b>2</b>	<b>1</b>	<b>1</b>	<b>10</b>	<b>24</b>	<b>1</b>	<b>1115</b>	<b>389</b>	<b>3</b>

## ► Passing, Individual Game-By-Game

Opponent	HALL			SHERIFF			TOLVER			CALISTE		
	A-C-I	Yds	TD	A-C-I	Yds	TD	A-C-I	Yds	TD	A-C-I	Yds	TD
Fresno State	37-25-1	240	1									
Colorado	59-39-0	359	0									
Arizona State	60-32-1	516	3				1-0-0	0	0			
Idaho	49-29-0	506	5									
UCLA	34-16-2	183	1	6-2-0	25	0						
Utah	39-26-1	294	2	0-0-0	0	0						
Wyoming	33-22-1	335	1									
UNLV	45-28-1	319	2							1-0-0	0	0
Brigham Young	46-26-1	228	1									
New Mexico	35-18-1	153	0									
Colorado State	15-11-0	120	1	32-17-0	228	2	1-0-0	0	0			
Air Force				42-29-1	289	2						
Hawai'i												
<b>TOTALS</b>	<b>452-272-9</b>	<b>3253</b>	<b>17</b>	<b>80-48-1</b>	<b>542</b>	<b>4</b>	<b>2-0-0</b>	<b>0</b>	<b>0</b>	<b>1-0-0</b>	<b>0</b>	<b>0</b>

## ► Receiving, Individual Game-By-Game

Opponent	DAVENPORT			FRANKLIN			ORTIZ			PENMAN			OSGOOD		
	No	Yds	TD	No	Yds	TD	No	Yds	TD	No	Yds	TD	No	Yds	TD
Fresno State	3	12	0	0	0	0	DNP			1	1	0	9	58	0
Colorado	9	60	0	2	-2	0	3	19	0	DNP			14	178	0
Arizona State	5	40	1	0	0	0	0	0	0	0	0	0	10	158	1
Idaho	3	19	0	1	11	0	2	36	1	0	0	0	6	178	1
UCLA	3	30	0	1	-1	0	1	4	0	0	0	0	10	145	1
Utah	0	0	0	0	0	0	0	0	0	2	15	0	8	94	1
Wyoming	1	6	0	8	75	0	1	15	0	0	0	0	3	73	1
UNLV	9	73	0	0	0	0	1	13	0	2	29	0	5	40	0
Brigham Young	4	22	0	0	0	0	3	19	0	0	0	0	12	138	0
New Mexico	5	14	0	0	0	0	0	0	0	0	0	0	4	71	0
Colorado State	4	30	0	0	0	0	1	33	0	0	0	0	10	170	1
Air Force	3	38	1	0	0	0	1	2	0	0	0	0	12	123	1
Hawai'i															
<b>TOTALS</b>	<b>49</b>	<b>344</b>	<b>2</b>	<b>12</b>	<b>83</b>	<b>0</b>	<b>13</b>	<b>141</b>	<b>1</b>	<b>5</b>	<b>45</b>	<b>0</b>	<b>103</b>	<b>1426</b>	<b>7</b>

## ► Receiving, Individual Game-By-Game

Opponent	THOMPSON			TOLVER			TRUVILLION		
	No	Yds	TD	No	Yds	TD	No	Yds	TD
Fresno State	1	11	0	10	158	1	1	0	0
Colorado	2	22	0	8	79	0	1	3	0
Arizona State	0	0	0	12	296	1	5	22	0
Idaho	1	50	0	14	184	3	2	28	0
UCLA	0	0	0	3	30	0	0	0	0
Utah	0	0	0	16	185	1	0	0	0
Wyoming	0	0	0	7	133	0	1	10	0
UNLV	0	0	0	9	151	2	0	0	0
Brigham Young	0	0	0	4	30	1	0	0	0
New Mexico	3	37	0	4	34	0	1	-1	0
Colorado State	0	0	0	10	96	2	0	0	0
Air Force	0	0	0	13	126	0	0	0	0
Hawai'i									
<b>TOTALS</b>	<b>7</b>	<b>120</b>	<b>0</b>	<b>110</b>	<b>1502</b>	<b>11</b>	<b>11</b>	<b>62</b>	<b>0</b>

## ► Defensive, Individual Game-By-Game

Opponent	ALLEN				ARNOLD			CALISTE			CONERLY			DEAN			ELIMIMIAN							
	U	A	TT	Other	U	A	TT	Other	U	A	TT	Other	U	A	TT	Other	U	A	TT	Other	U	A	TT	Other
Fresno State	1	0	1	-	DNP							1	0	1	-	2	3	5	TFL: 1-3	0	1	1	-	
Colorado	DNP				8	0	8	TFL: 2-4	0	1	1	-	1	0	1	-	4	0	4	-	0	0	0	-
Arizona State	0	1	1	-	1	1	2	TFL: 1-1	2	0	2	-	0	0	0	-	1	0	1	FR	0	0	0	-
Idaho	0	0	0	-	2	0	2	TFL: 2-9	2	0	2	-	1	1	2	-	4	3	7	TFL: 1-1	0	1	1	-
UCLA	1	1	2	-	2	0	2	TFL: 1-12	0	0	0	-	0	0	0	-	3	1	4	-	0	0	0	-
Utah	2	0	2	TFL: 1-1	1	0	1	-	0	0	0	-	0	0	0	-	3	1	4	TFL: 1-2	1	1	2	-
Wyoming	0	3	3	-	1	1	2	-	0	0	0	-	0	0	0	-	5	1	6	PD: 2	0	0	0	-
UNLV	0	0	0	PBU	5	0	5	TFL: 2-13	0	0	0	-	0	1	1	-	5	1	6	-	0	0	0	-
Brigham Young	1	0	1	-	2	1	3	TFL: 2-1	0	0	0	-	1	0	1	-	7	1	8	FF	0	0	0	-
New Mexico	2	0	2	-	5	2	7	-	0	0	0	-	0	0	0	-	0	1	1	-	1	1	2	-
Colorado State	2	0	2	-	3	1	4	TFL: 1-1	0	0	0	-	1	0	1	-	0	0	0	-	1	0	1	-
Air Force	4	2	6	-	0	0	0	-	0	2	2	-	0	0	0	-	5	3	8	TFL: 2-10	0	0	0	-
Hawai'i																								

Opponent	FARWELL				FOLI			GBAJA-BIAMILA			IATA			LARSEN			LOBEL							
	U	A	TT	Other	U	A	TT	Other	U	A	TT	Other	U	A	TT	Other	U	A	TT	Other	U	A	TT	Other
Fresno State	2	0	2	FF	DNP			4	1	5	TFL: 1-2	0	1	1	-	4	0	4	PBU	3	1	4	SK: 1-7	
Colorado	3	3	6	-	2	4	6	-	1	1	2	SK: 1-5	0	2	2	-	5	1	6	SK: 1-12	1	1	2	-
Arizona State	3	3	6	FR	3	0	3	-	0	2	2	-	0	1	1	TFL: 1-1	4	0	4	-	1	0	1	-
Idaho	2	3	5	TFL: 1-4	2	1	3	-	1	3	4	TFL: 1-3	0	0	0	-	2	1	3	PBU: 2	0	1	1	-
UCLA	4	4	8	TFL: 2-7	0	0	0	-	2	3	5	SK: 1-3	0	0	0	-	3	4	7	TFL: 1-7	3	2	5	-
Utah	2	0	2	TFL: 1-7	0	0	0	-	1	0	1	TFL: 1-4	0	0	0	-	2	1	3	TFL: 1-5	1	0	1	TFL: 1-3
Wyoming	2	4	6	TFL: 1-1	2	0	2	-	3	2	5	-	0	0	0	-	1	1	2	-	3	1	4	-
UNLV	3	0	3	FF	2	0	2	-	2	0	2	SK: 1-5	0	0	0	-	3	1	4	TFL: 1-5	1	0	1	-
Brigham Young	2	2	4	FF	0	1	1	-	3	1	4	TFL: 1-1	0	0	0	-	1	1	2	PBU	0	1	1	TFL: 1-1
New Mexico	3	2	5	TFL: 1-3	1	0	1	-	4	1	5	TFL: 2-2	0	0	0	-	3	0	3	-	1	4	5	-
Colorado State	3	2	5	-	1	1	2	-	3	0	3	-	0	0	0	-	2	1	3	-	4	0	4	-
Air Force	3	1	4	-	1	4	5	-	2	3	5	SK: 1.5	0	0	0	-	3	2	5	-	DNP			
Hawai'i																								

Opponent	MCCOY				MCCUTCHEON			MILLER			MORRISON			RAGER			RITTER							
	U	A	TT	Other	U	A	TT	Other	U	A	TT	Other	U	A	TT	Other	U	A	TT	Other	U	A	TT	Other
Fresno State	2	2	4	-	DNP			4	0	4	SK: 1-3	4	2	6	TFL: 2-6	1	0	1	-	2	1	3	SK: 1-8	
Colorado	5	4	9	-	0	0	0	-	0	2	2	-	5	2	7	QBH	1	1	2	-	DNP			
Arizona State	0	0	0	-	0	1	1	-	1	2	3	TFL: 1-1	5	1	6	TFL: 2-5	0	0	0	-	0	2	2	-
Idaho	1	3	4	FR	1	0	1	-	1	1	2	-	3	6	9	-	1	0	1	TFL: 1-3	0	2	2	-
UCLA	4	2	6	-	1	0	1	-	1	1	2	-	6	2	8	-	1	0	1	-	3	4	7	SK: 1-2
Utah	3	1	4	TFL: 2-2	0	0	0	-	0	0	0	-	3	2	5	INT: 1-22	1	0	1	-	1	1	2	-
Wyoming	5	3	8	TFL: 1-4	0	0	0	-	1	1	2	TFL: 1-0	3	3	6	INT: 1-34td	1	0	1	-	3	4	7	TFL: 1-1
UNLV	0	0	0	-	2	0	2	-	1	1	2	TFL: 1-3	1	1	2	-	1	0	1	SK: 1-5	3	1	4	TFL: 1-5
Brigham Young	1	2	3	-	0	0	0	-	1	2	3	FR	8	5	13	INT, SAK	1	1	2	TFL: 1-7	1	1	2	-
New Mexico	3	2	5	TFL: 1-1	0	0	0	-	2	1	3	SAK: 1-6	4	2	6	FR: 2	2	1	3	-	0	2	2	-
Colorado State	3	2	5	FR	0	0	0	-	1	0	1	-	5	2	7	TFL: 1-2	0	0	0	-	3	2	5	-
Air Force	0	2	2	-	DNP			0	1	1	-	4	5	9	FF/FR:1/1	1	0	1	-	2	2	4	-	
Hawai'i																								

Opponent	SHARPE				SHOATE			SIMMONS			TRICKEY			TOLVER			UNDERWOOD							
	U	A	TT	Other	U	A	TT	Other	U	A	TT	Other	U	A	TT	Other	U	A	TT	Other	U	A	TT	Other
Fresno State	5	2	7	PBU	2	2	4	-	1	0	1	-	3	2	5	-	1	0	1	-	2	4	6	TFL: 1-1
Colorado	3	1	4	PBU	4	5	9	-	0	0	0	-	3	6	9	TFL: 1-2	0	0	0	-	2	5	7	INT: 1-1
Arizona State	5	0	5	FF, 2 PBU	3	0	3	PBU	1	2	3	-	3	0	3	TFL: 1-3	0	0	0	-	2	1	3	-
Idaho	2	0	2	-	4	0	4	-	0	1	1	-	5	4	9	FF, SK	0	0	0	-	1	2	3	-
UCLA	0	2	2	-	3	1	4	PBU	0	0	0	-	2	1	3	SAK: 1-7	0	0	0	-	4	0	4	-
Utah	9	1	10	INT: 2-37	5	1	6	INT, 3 PBU	0	0	0	-	3	0	3	PBU	0	0	0	-	5	2	7	-
Wyoming	5	4	9	PBU	5	2	7	PBU, BFG	0	0	0	-	2	2	4	-	0	0	0	-	1	3	4	PBU
UNLV	5	1	6	2 PBU	2	0	2	4 PBU	0	0	0	-	3	0	3	-	0	0	0	-	3	0	3	PBU
Brigham Young	0	1	1	-	3	1	4	PBU	0	0	0	-	2	1	3	-	0	0	0	-	3	4	7	INT; PBU
New Mexico	1	4	5	SAK	1	4	5	TFL: 1-3	0	0	0	-	1	3	4	-	0	0	0	-	4	2	6	FF
Colorado State	1	1	2	PBU	1	0	1	INT, PBU	0	0	0	-	3	1	4	-	0	0	0	-	3	4	7	-
Air Force	2	5	7	-	0	1	1	-	0	0	0	-	2	4	6	-	0	0	0	-	10	8	18	-
Hawai'i																								



