

# 2011-12 Review



THREE STRAIGHT NCAA APPEARANCES ► BACK-TO-BACK MOUNTAIN WEST REGULAR-SEASON CHAMPIONS

*DeShawn Stephens played an integral role off the bench, which helped SDSU to its third straight NCAA appearance in 2011-12.*



## Inside:

2011-12 Season Notes	80
Results	82
Game-By-Game Statistics	87
Miscellaneous Statistics	92
Departed Letterwinner Bios	94
Box Scores and Recaps	97
Mountain West Statistics	109

# A Defining Season On Montezuma Mesa

## 11-12 Honors

### ► Jamaal Franklin

Associated Press Honorable Mention All-American  
 MW Player of the Year  
 All-MW First Team  
 MW All-Tournament Team  
 NABC All-District 17 First Team

USBWA All-District IX Team

Basketball Times West Coast All-District

CBSSports.com's Most Improved Player

Three-Time MW Player of the Week

### ► Chase Tapley

All-MW Second Team  
 MW All-Tournament Team  
 NABC All-District 17 First Team

Two-Time MW Player of the Week

### ► Xavier Thames

Honorable Mention All-MW

### ► Tim Shelton

Honorable Mention All-MW  
 MW All-Defensive Team

### ► Steve Fisher

MW Coach of the Year  
 USBWA District IX Coach of the Year  
 NABC District 17 Coach of the Year

Basketball Times West Coast All-District Coach of the Year

In a season where many thought the Aztecs would rebuild after losing four starters and six letterwinners, San Diego State proved the naysayers wrong and captured a share of its second straight Mountain West regular-season championship en route to its third consecutive NCAA Tournament appearance. SDSU spent a majority of the campaign ranked in the top-25 polls and finished the year at No. 22 in the final Associated Press Top-25 Poll. The 2011-12 team's effort reinforced the fact that the program is on solid ground and one to be reckoned with for years to come.

## A Look at the 2011-12 Aztecs

It would be hard to match what San Diego State accomplished in 2010-11 after it finished with a 34-3 record, won the Mountain West championship and advanced to the Sweet 16 of the NCAA Tournament. Add in the fact that the Aztecs lost four starters and six letterwinners off that squad, it would be easy to say the 2011-12 team would be in rebuilding mode.

And that was the chatter heading into the 2011-12 campaign.

The doubts were somewhat warranted with only one returning starter, a fifth-year senior who was hampered by knee injuries, another fifth-year senior who spent his previous four seasons at another school, and a roster filled with inexperience at the Division I level.

With what seemed like everyone questioning the talent of the roster, the Aztecs embraced the situation, played for one another and produced one of the greatest seasons in school history.

In proving this was a team to watch out for, San Diego State won 26 games, and at one point won 11 straight, captured a share of its second consecutive Mountain West regular-season championship, reached the finals of the MW tournament, and earned the program's third straight NCAA Tournament berth.

All of the aforementioned accomplishments helped the Aztecs set a school record for home attendance,



San Diego State captured its second straight Mountain West regular-season title and third overall. The Aztecs finished with a 26-8 record, including a 10-4 mark in league play.

surpassing the 2010-11 team's record. SDSU played in front of a sold-out Viejas Arena crowd 11 times and performed for more than 11,000 fans on 18 different occasions.

The 2011-12 campaign will go down as one of the more remarkable efforts in school history.

Below are some notes on the 2012 NCAA Tournament squad:

► San Diego State finished the 2011-12 season with a 26-8 record, marking the first time in school history that an Aztec team has recorded seven

straight 20-win seasons. SDSU basketball dates back to the 1921-22 campaign.

► For the fourth consecutive season, the Aztecs won at least 25 games, which is a first in school history.


► SDSU's 26 victories are tied for the second-most in school history with the 2008-09 team. The eight losses, meanwhile, are tied for the second-fewest in the program's Division I history with the 1984-85 squad.

► The Aztecs advanced to the NCAA Tournament for the third straight sea-

# 2011-12 Review



THREE STRAIGHT NCAA APPEARANCES ► BACK-TO-BACK MOUNTAIN WEST REGULAR-SEASON CHAMPIONS



Sophomore Jamaal Franklin exploded onto the scene and led the Aztecs in scoring and rebounding en route to 2012 Mountain West Player-of-the-Year honors.

son, which marks the first time the feat has been accomplished in school history.

► San Diego State was ranked in the Associated Press Top-25 Poll the final 12 weeks of the campaign and finished at No. 22. The Aztecs, who received votes in every single poll, debuted Dec. 26 at No. 25 and rose as high as No. 13 on three different occasions (Jan. 23, Feb. 6, Feb. 13).

► SDSU made its *USA Today*/ESPN Coaches Poll debut on Jan. 2 at No. 25 and held a ranking the last 11 weeks of the regular season. The Aztecs were ranked as high as No. 12 on Jan. 23, but were unranked in the final top-25 poll coming in at No. 30.

► For the third time in the history of the Mountain West, San Diego State won the regular-season title. In 2006, the Aztecs won the championship outright, shared it with Brigham Young in 2011, and split the title last season with New Mexico.

► San Diego State advanced to its fourth straight Mountain West tournament championship game, but fell just short of its third title in a row and fifth overall. The four consecutive title-game appearances marked a Mountain West record.

► The Aztecs earned a berth in the NCAA Tournament, marking the seventh season in a row in which they participated in postseason play.

► With 10 Mountain West victories, San Diego State turned in its seventh

straight season in which it recorded at least nine league wins for the first time in school history. It also marked the first time in SDSU's Division I history that an Aztec team posted seven consecutive winning conference efforts.

► Last season marked the eighth time a Steve Fisher-coached San Diego State team recorded 20 or more wins. The 26 wins in 2011-12 are the second-highest total SDSU has reached under Fisher in his 13 seasons on Montezuma Mesa.

► SDSU was dominant at home as it went 17-2 inside Viejas Arena. The Aztecs posted their seventh straight season and 11th overall with at least 11 victories at Viejas Arena. SDSU's seven-year total of 98 wins is an arena record.

► The Aztecs defeated three nationally ranked opponents in one season, which is tied for the most in school Division I history (2009-10). SDSU defeated No. 23/23 Arizona on the road, No. 24/23 California at home and No. 12/12 UNLV inside Viejas Arena.

► San Diego State set a single-season attendance record by averaging 12,096 fans. It eclipsed the previous record of 11,668, set in 2010-11.

## Jamaal Franklin Earns All-America Honors

Jamaal Franklin was named an honorable mention All-American by the Associated Press. Franklin became the 14th All-American in school history, fifth in the Division I era, third during the Steve Fisher era and second in as many seasons.

Franklin, who became the sixth Aztec in program history to earn All-America honors from the AP, joined Kawhi Leonard (2011) and Brandon Heath (2006) as the only SDSU student-athletes to be voted an Associated Press All-American during Fisher's 13-year tenure on Montezuma Mesa. Prior to Heath in 2006, San Diego State's last AP All-American was Michael Cage, who was a second-team pick in 1984.

Hailing from Hawthorne, Calif.,

Franklin led the nationally ranked Aztecs in scoring and rebounding after averaging 17.4 points and 7.9 rebounds in his first season as a starter. The Mountain West Player of the Year also averaged 1.5 assists and shot 80.0 percent from the free-throw line, while compiling 12 double-doubles, 29 double-figure scoring games and nine contests with at least 20 points, which includes three 30-point performances.

## Aztecs Recognized by MW

Jamaal Franklin and Steve Fisher were the headliners when the Mountain West revealed its postseason awards at the conclusion of the league campaign. Franklin was the 2012 conference player of the year, while Fisher was named MW coach of the year for the second straight season.

Franklin, who was also named to the all-MW first team, was joined by Chase Tapley, Tim Shelton and Xavier Thames on the all-league team. Tapley was voted to the all-conference second team and Shelton was named to the all-defensive team and was an honorable mention choice. Thames, meanwhile, earned honorable mention status.

Franklin became the second Aztec to garner MW Player-of-the-Year honors joining Brandon Heath accomplished the feat in 2006. The 6-5 guard was the third sophomore to capture the league's highest individual honor in MW history and was the first since Andrew Bogut in 2005. Franklin is also the first underclassman to win a league player-of-the-year award in school history.



Chase Tapley finished second in the MW in scoring and earned all-Mountain West second-team accolades.

## 11-12 Records

### ► Single-Season Record

Highest Average Home Attendance  
12,096 (19 home dates)

### ► Single-Game MW Record

Points  
98 at TCU (3-3-12)

Rebounds  
50 vs. TCU (2-4-12)

# 2011-12 Statistics



THREE STRAIGHT NCAA APPEARANCES ► BACK-TO-BACK MOUNTAIN WEST REGULAR-SEASON CHAMPIONS

## Game-By-Game Results

Record: 26-8 (Home: 17-2, Away: 7-4, Neutral: 2-2); Mountain West: 10-4 (Home: 6-1, Away: 4-3)

SDSU			San Diego State High							
Date	NR	Opponent	SDSU Result	W-L	Record	MW	Scorer	Rebounder	Assists	Attendance
Nov. 11	rv/-	~BRYANT	W 75-63	W1	1-0		Tapley - 20	Green, Tapley - 11	Thames - 8	11,734
Nov. 12	rv/-	~SOUTHERN UTAH	W 70-37	W2	2-0		Tapley - 16	Green - 11	Thames - 7	11,765
Nov. 13	rv/-	~UC DAVIS	W 89-74	W3	3-0		J. Franklin - 31	J. Franklin, Stephens - 6	Thames - 7	11,792
Nov. 15	rv/-	at [11/12] Baylor	L 67-77	L1	3-1		Tapley - 28	Rahon - 7	Thames - 4	6,941
Nov. 17	rv/-	USC (:01.8)	W 56-54	W1	4-1		J. Franklin - 14	Stephens - 9	Thames - 4	12,414 (c)
Nov. 19	rv/-	[rv/rv] LONG BEACH STATE	W-ot 77-73	W2	5-1		J. Franklin - 21	J. Franklin - 9	Tapley - 3	12,094
Nov. 23	rv/rv	at [23/23] Arizona	W 61-57	W3	6-1		Tapley - 17	Green - 7	Tapley - 4	13,761
Nov. 26	rv/rv	at UC Santa Barbara	W-ot 76-75	W4	7-1		Thames - 20	Thames - 10	Thames - 6	5,011
Nov. 30	rv/rv	[rv/22] CREIGHTON	L 83-85	L1	7-2		Thames - 21	Stephens - 9	Thames - 6	12,414 (c)
Dec. 4	rv/rv	[24/23] CALIFORNIA	W 64-63	W1	8-2		Tapley - 25	Green - 10	Thames - 7	12,414 (c)
Dec. 7	rv/rv	at San Diego	W 74-62	W2	9-2		Tapley - 23	Stephens - 9	Thames - 11	4,708
Dec. 19	rv/rv	UC RIVERSIDE	W 80-55	W3	10-2		Rahon - 19	Thames - 6	J. Franklin - 5	11,555
Dec. 22	rv/rv	ELON	W 81-55	W4	11-2		J. Franklin - 19	Stephens - 9	Shelton - 4	11,370
Dec. 30	25/rv	REDLANDS	W 94-43	W5	12-2		J. Franklin - 26	J. Franklin - 10	J. Franklin - 5	12,414 (c)
Jan. 5	24/25	SAN DIEGO CHRISTIAN	W 83-52	W6	13-2		Stephens - 18	Stephens, Williams - 8	Tapley - 5	10,857
Jan. 10	22/22	CHICAGO STATE	W 73-65	W7	14-2		Tapley - 24	J. Franklin - 10	Thames - 6	12,099
Jan. 14	22/22	*[12/12] UNLV (:00.3)	W 69-67	W8	15-2	1-0	J. Franklin - 24	J. Franklin - 10	Shelton, Thames - 4	12,414 (c)
Jan. 18	16/16	*at [rv/rv] New Mexico	W 75-70	W9	16-2	2-0	Thames - 22	Shelton - 8	Thames - 4	15,411 (c)
Jan. 21	16/16	*AIR FORCE	W 57-44	W10	17-2	3-0	Tapley - 16	J. Franklin - 10	three with - 3	12,414 (c)
Jan. 24	13/12	*at Wyoming	W 52-42	W11	18-2	4-0	J. Franklin, Tapley - 12	J. Franklin - 11	L. Franklin, Thames - 3	5,692
Jan. 28	13/12	*at Colorado State	L 60-77	L1	18-3	4-1	J. Franklin - 24	J. Franklin - 10	Thames - 3	6,038
Feb. 1	17/17	*BOISE STATE	W 58-56	W1	19-3	5-1	J. Franklin - 16	J. Franklin, Shelton - 7	Tapley, Thames - 2	12,414 (c)
Feb. 4	17/17	*TCU	W 83-73	W2	20-3	6-1	J. Franklin - 24	J. Franklin - 11	Rahon, Shelton - 4	12,414 (c)
Feb. 11	13/14	*at [14/16] UNLV	L 60-62	L1	20-4	6-2	Tapley - 22	J. Franklin - 8	Thames - 8	18,577 (c)
Feb. 15	13/15	*[rv/rv] NEW MEXICO	L 67-77	L2	20-5	6-3	J. Franklin - 16	J. Franklin - 10	Thames - 4	12,414 (c)
Feb. 18	13/15	*at Air Force	L 56-58	L3	20-6	6-4	Tapley - 17	Shelton - 11	Thames - 5	2,483
Feb. 22	24/25	*WYOMING	W-ot 67-58	W1	21-6	7-4	Green - 14	Shelton, Stephens - 7	Thames - 6	12,414 (c)
Feb. 25	24/25	*COLORADO STATE	W 74-66	W2	22-6	8-4	J. Franklin - 31	J. Franklin - 16	L. Franklin - 5	12,414 (c)
Feb. 29	21/23	*at Boise State	W 66-53	W3	23-6	9-4	J. Franklin - 18	J. Franklin - 12	J. Franklin - 3	6,145
March 3	21/23	*at TCU	W-ot 98-92	W4	24-6	10-4	J. Franklin - 35	J. Franklin - 13	J. Franklin - 5	5,955
March 8	18/21	`vs. (8) Boise State (:00.0)	W 65-62	W5	25-6		Tapley - 20	J. Franklin, Thames - 5	Tapley - 4	8,160
March 9	18/21	`vs. (4) Colorado State	W 79-69	W6	26-6		J. Franklin - 19	Stephens - 9	Tapley - 6	16,339
March 10	18/21	`vs. (2) [rv/rv] New Mexico	L 59-68	L1	26-7		Tapley - 25	J. Franklin - 10	Thames - 4	12,168
March 16	22/23	+vs. (11) [--/rv] NC State	L 65-79	L2	26-8		J. Franklin - 23	J. Franklin - 8	Tapley - 4	17,030

Caps denotes home game. ~ - Basketball Travelers Classic (San Diego, Calif.). \* - Mountain West game. ` - 2012 Conoco Mountain West Championship (Thomas & Mack Center; Las Vegas, Nev.). + - NCAA Tournament Second and Third Rounds (Columbus, Ohio). c - Indicates capacity crowd. SDSU NR - San Diego State national ranking (*Associated Press* and *USA Today/ESPN* coaches polls at gametime). Time to the right of opponent name indicates time remaining on a game-winning shot.

## Attendance

	G	W-L	Total	Average	High
Home	19	17-2	229,820	12,096	12,414 - 11 times
Mountain West	7	6-1	86,898	12,414	12,414 - seven times
Away	11	7-4	90,722	8,247	18,577 at No. 14/16 UNLV (Feb. 11)
Mountain West	7	4-3	60,301	8,614	18,577 at No. 14/16 UNLV (Feb. 11)
Neutral	4	2-2	53,697	13,424	17,030 vs. North Carolina State (March 16)
Total	34	26-8	374,239	11,009	18,577 at No. 14/16 UNLV (Feb. 11)
Mountain West	14	10-4	147,199	10,514	18,577 at No. 14/16 UNLV (Feb. 11)

# 2011-12 Statistics



THREE STRAIGHT NCAA APPEARANCES ► BACK-TO-BACK MOUNTAIN WEST REGULAR-SEASON CHAMPIONS

## Individual Statistics - All Games (26-8)

No.	Player	GPGS	Min	Avg	TOTAL		3-PTS		FT-FTA		REBOUNDS		PF	FO	A	TO	Blk	Stl	Pts	Avg					
					FG-FGA	Pct	3FG-FGA	Pct	Pct	Off	Def	Tot									Avg				
21	FRANKLIN, Jamaal	32	22	968	30.3	173-400	.433	51-157	.325	160-200	.800	57	195	252	7.9	81	0	47	95	20	31	557	17.4		
22	TAPLEY, Chase	34	34	1157	34.0	200-440	.455	77-178	.433	60-83	.723	22	124	146	4.3	58	0	77	55	15	60	537	15.8		
02	THAMES, Xavier	31	30	1048	33.8	98-244	.402	16-52	.308	101-122	.828	15	85	100	3.2	69	1	128	78	7	30	313	10.1		
11	RAHON, James	31	30	982	31.7	105-259	.405	40-125	.320	25-42	.595	17	68	85	2.7	60	1	24	26	0	14	275	8.9		
05	GREEN, Garrett	34	17	655	19.3	81-140	.579	1-4	.250	40-80	.500	50	106	156	4.6	49	0	19	35	16	10	203	6.0		
23	STEPHENS, DeShawn	34	3	637	18.7	76-125	.608	0-0	.000	25-63	.397	69	97	166	4.9	65	1	11	29	10	12	177	5.2		
10	SHELTON, Tim	31	30	745	24.0	65-134	.485	1-8	.125	29-46	.630	57	87	144	4.6	75	5	50	30	8	17	160	5.2		
03	FRANKLIN, LaBradford	33	0	398	12.1	29-74	.392	5-25	.200	31-36	.861	7	40	47	1.4	37	0	54	47	1	9	94	2.8		
00	WILLIAMS, Alec	21	4	226	10.8	30-67	.448	5-18	.278	19-24	.792	11	34	45	2.1	38	1	4	22	2	4	84	4.0		
25	EBRAHIMIAN, Narbeh	8	0	59	7.4	3-12	.250	0-5	.000	1-3	.333	4	6	10	1.3	9	0	3	0	0	2	7	0.9		
33	CASTLEBERRY, Jeremy	5	0	14	2.8	2-6	.333	1-5	.200	0-0	.000	0	1	1	0.2	0	0	0	2	0	0	5	1.0		
24	STATEN, Ryan	2	0	5	2.5	1-1	1.000	0-0	.000	1-2	.500	0	1	1	0.5	0	0	0	1	0	0	3	1.5		
40	DOUGLAS, Aaron	2	0	6	3.0	0-1	.000	0-1	.000	1-2	.500	0	0	0	0.0	1	0	0	0	0	0	1	0.5		
TEAM												51	49	100	2.9	1						6			0
SAN DIEGO STATE		34			863-1903		.453	197-578		.341	493-703		.701	360	893	1253	36.9	543	9	417	426	79	189	2416	71.1
OPPONENTS		34			778-1921		.405	234-693		.338	376-545		.690	319	784	1103	32.4	626	-	414	435	106	185	2166	63.7

SCORE BY PERIODS:	1st	2nd	OT	2OT	Total
SAN DIEGO STATE	1,153	1,211	52		- 2,416
OPPONENTS	1,034	1,100	32		- 2,166

## Individual Statistics - Mountain West Conference Games (10-4)

No.	Player	GPGS	Min	Avg	TOTAL		3-PTS		FT-FTA		REBOUNDS		PF	FO	A	TO	Blk	Stl	Pts	Avg					
					FG-FGA	Pct	3FG-FGA	Pct	Pct	Off	Def	Tot									Avg				
21	FRANKLIN, Jamaal	13	13	442	34.0	75-162	.463	19-66	.288	84-97	.866	25	104	129	9.9	35	0	19	49	10	8	253	19.5		
22	TAPLEY, Chase	14	14	498	35.6	66-179	.369	21-66	.318	26-32	.813	9	54	63	4.5	24	0	24	22	4	20	179	12.8		
02	THAMES, Xavier	14	14	478	34.1	45-110	.409	6-20	.300	39-43	.907	7	30	37	2.6	33	1	47	35	5	11	135	9.6		
11	RAHON, James	14	13	453	32.4	45-110	.409	19-53	.358	6-11	.545	10	30	40	2.9	33	1	11	11	0	7	115	8.2		
10	SHELTON, Tim	14	14	369	26.4	36-62	.581	1-3	.333	22-37	.595	26	53	79	5.6	36	2	26	16	4	8	95	6.8		
05	GREEN, Garrett	14	2	195	13.9	28-44	.636	0-1	.000	10-22	.455	12	28	40	2.9	24	0	4	11	7	2	66	4.7		
23	STEPHENS, DeShawn	14	0	199	14.2	25-42	.595	0-0	.000	10-20	.500	28	22	50	3.6	21	0	3	11	1	4	60	4.3		
03	FRANKLIN, LaBradford	13	0	168	12.9	8-30	.267	2-12	.167	12-13	.923	4	17	21	1.6	19	0	24	18	0	5	30	2.3		
00	WILLIAMS, Alec	6	0	39	6.5	3-12	.250	0-3	.000	6-6	1.000	1	5	6	1.0	6	0	0	1	0	2	12	2.0		
25	EBRAHIMIAN, Narbeh	4	0	6	1.5	0-1	.000	0-1	.000	0-0	.000	0	1	1	0.3	3	0	0	0	0	0	0	0.0		
33	CASTLEBERRY, Jeremy	1	0	1	1.0	0-1	.000	0-1	.000	0-0	.000	0	0	0	0.0	0	0	0	1	0	0	0	0.0		
24	STATEN, Ryan	1	0	1	1.0	0-0	.000	0-0	.000	0-0	.000	0	0	0	0.0	0	0	0	1	0	0	0	0.0		
40	DOUGLAS, Aaron	1	0	1	1.0	0-0	.000	0-0	.000	0-0	.000	0	0	0	0.0	1	0	0	0	0	0	0	0.0		
TEAM												14	18	32	2.3	0						1			0
SAN DIEGO STATE		14			331-753		.440	68-226		.301	215-281		.765	136	362	498	35.6	235	4	158	177	31	67	945	67.5
OPPONENTS		14			317-781		.406	102-305		.334	162-239		.678	137	314	451	32.2	249	-	163	169	45	79	898	64.1

SCORE BY PERIODS:	1st	2nd	OT	2OT	Total
SAN DIEGO STATE	447	471	27		- 945
OPPONENTS	437	449	12		- 898

# 2011-12 Statistics



THREE STRAIGHT NCAA APPEARANCES ► BACK-TO-BACK MOUNTAIN WEST REGULAR-SEASON CHAMPIONS

## Individual Statistics - Home Games (17-2)

No.	Player	GPGS	Min	Avg	TOTAL		3-PTS		FT-FTA		REBOUNDS		PF	FO	A	TO	Blk	Stl	Pts	Avg			
					FG-FGA	Pct	3FG-FGA	Pct	Pct	Off	Def	Tot									Avg		
21	FRANKLIN, Jamaal	18	12	532	29.6	101-230	.439	25-86	.291	95-116	.819	36	109	145	8.1	40	0	25	48	13	20	322	17.9
22	TAPLEY, Chase	19	19	615	32.4	99-217	.456	35-82	.427	37-52	.712	13	67	80	4.2	35	0	45	30	10	39	270	14.2
11	RAHON, James	16	15	503	31.4	63-150	.420	29-78	.372	13-22	.591	9	37	46	2.9	27	0	19	11	0	8	168	10.5
02	THAMES, Xavier	16	15	526	32.9	52-126	.413	6-21	.286	40-54	.741	11	35	46	2.9	30	0	69	42	4	10	150	9.4
05	GREEN, Garrett	19	12	391	20.6	58-91	.637	0-3	.000	27-55	.491	32	60	92	4.8	27	0	13	23	12	8	143	7.5
23	STEPHENS, DeShawn	19	3	372	19.6	48-80	.600	0-0	.000	18-43	.419	43	58	101	5.3	32	1	8	17	6	5	114	6.0
10	SHELTON, Tim	16	15	424	26.5	34-71	.479	1-6	.167	14-17	.824	29	47	76	4.8	32	2	33	20	6	14	83	5.2
00	WILLIAMS, Alec	13	4	165	12.7	24-48	.500	5-14	.357	15-18	.833	8	29	37	2.8	22	1	4	13	1	3	68	5.2
03	FRANKLIN, LaBradford	18	0	241	13.4	21-46	.457	2-15	.133	22-26	.846	3	28	31	1.7	19	0	35	26	1	5	66	3.7
25	EBRAHIMIAN, Narbeh	6	0	56	9.3	3-12	.250	0-5	.000	1-3	.333	4	5	9	1.5	7	0	3	0	0	2	7	1.2
33	CASTLEBERRY, Jeremy	5	0	14	2.8	2-6	.333	1-5	.200	0-0	.000	0	1	1	0.2	0	0	0	2	0	0	5	1.0
24	STATEN, Ryan	2	0	5	2.5	1-1	1.000	0-0	.000	1-2	.500	0	1	1	0.5	0	0	0	1	0	0	3	1.5
40	DOUGLAS, Aaron	2	0	6	3.0	0-1	.000	0-1	.000	1-2	.500	0	0	0	0.0	1	0	0	0	0	0	1	0.5
TEAM												30	24	54	2.8	1		4				0	
SDSU TOTALS		19				506-1079	.469	104-316	.329	284-410	.693	218	501	719	37.8	273	4	254	237	53	114	1400	73.7
OPPONENTS		19				429-1082	.396	133-386	.345	169-259	.653	181	408	589	31.0	368	-	226	264	53	96	1160	61.1

SCORE BY PERIODS:	1st	2nd	OT	2OT	Total
SAN DIEGO STATE	685	691	24		- 1,400
OPPONENTS	553	596	11		- 1,160

## Individual Statistics - Road/Neutral Games (9-6)

No.	Player	GPGS	Min	Avg	TOTAL		3-PTS		FT-FTA		REBOUNDS		PF	FO	A	TO	Blk	Stl	Pts	Avg			
					FG-FGA	Pct	3FG-FGA	Pct	Pct	Off	Def	Tot									Avg		
22	TAPLEY, Chase	15	15	542	36.1	101-223	.453	42-96	.438	23-31	.742	9	57	66	4.4	23	0	32	25	5	21	267	17.8
21	FRANKLIN, Jamaal	14	10	436	31.1	72-170	.424	26-71	.366	65-84	.774	21	86	107	7.6	41	0	22	47	7	11	235	16.8
02	THAMES, Xavier	15	15	522	34.8	46-118	.390	10-31	.323	61-68	.897	4	50	54	3.6	39	1	59	36	3	20	163	10.9
11	RAHON, James	15	15	479	31.9	42-109	.385	11-47	.234	12-20	.600	8	31	39	2.6	33	1	5	15	0	6	107	7.1
10	SHELTON, Tim	15	15	321	21.4	31-63	.492	0-2	.000	15-29	.517	28	40	68	4.5	43	3	17	10	2	3	77	5.1
23	STEPHENS, DeShawn	15	0	265	17.7	28-45	.622	0-0	.000	7-20	.350	26	39	65	4.3	33	0	3	12	4	7	63	4.2
05	GREEN, Garrett	15	5	264	17.6	23-49	.469	1-1	1.000	13-25	.520	18	46	64	4.3	22	0	6	12	4	2	60	4.0
03	FRANKLIN, LaBradford	15	0	157	10.5	8-28	.286	3-10	.300	9-10	.900	4	12	16	1.1	18	0	19	21	0	4	28	1.9
00	WILLIAMS, Alec	8	0	61	7.6	6-19	.316	0-4	.000	4-6	.667	3	5	8	1.0	16	0	0	9	1	1	16	2.0
25	EBRAHIMIAN, Narbeh	2	0	3	1.5	0-0	.000	0-0	.000	0-0	.000	0	1	1	0.5	2	0	0	0	0	0	0	0.0
TEAM												21	25	46	3.1	0		2				0	
SAN DIEGO STATE		15				357-824	.433	93-262	.355	209-293	.713	142	392	534	35.6	270	5	163	189	26	75	1016	67.7
OPPONENTS		15				349-839	.416	101-307	.329	207-286	.724	138	376	514	34.3	258	-	188	171	53	89	1006	67.1

SCORE BY PERIODS:	1st	2nd	OT	2OT	Total
SAN DIEGO STATE	468	520	28		- 1,016
OPPONENTS	481	504	21		- 1,006

# 2011-12 Statistics



THREE STRAIGHT NCAA APPEARANCES ► BACK-TO-BACK MOUNTAIN WEST REGULAR-SEASON CHAMPIONS

## Individual Statistics - MW Tournament Games (2-1)

No.	Player	GPGS	Min	Avg	TOTAL		3-PTS			REBOUNDS													
					FG-FGA	Pct	3FG-FGA	Pct	FT-FTA	Pct	Off	Def	Tot	Avg	PF	FO	A	TO	Blk	Stl	Pts	Avg	
22	TAPLEY, Chase	3	3	106	35.3	24-47	.511	10-19	.526	4-6	.667	0	10	10	3.3	4	0	10	3	0	6	62	20.7
21	FRANKLIN, Jamaal	3	3	102	34.0	17-37	.459	6-11	.545	14-20	.700	8	13	21	7.0	10	0	7	11	0	0	54	18.0
02	THAMES, Xavier	3	3	103	34.3	7-24	.292	3-6	.500	8-8	1.000	0	12	12	4.0	8	0	9	8	0	6	25	8.3
11	RAHON, James	3	3	91	30.3	8-24	.333	2-12	.167	0-0	.000	1	4	5	1.7	7	0	2	0	0	1	18	6.0
05	GREEN, Garrett	3	0	58	19.3	6-8	.750	1-1	1.000	5-7	.714	3	10	13	4.3	5	0	1	2	3	0	18	6.0
10	SHELTON, Tim	3	3	48	16.0	6-11	.545	0-1	.000	1-2	.500	7	3	10	3.3	6	0	1	2	0	0	13	4.3
23	STEPHENS, DeShawn	3	0	60	20.0	4-9	.444	0-0	.000	0-3	.000	5	15	20	6.7	9	0	1	3	4	2	8	2.7
03	FRANKLIN, LaBradford	3	0	32	10.7	2-5	.400	1-3	.333	0-0	.000	1	1	2	0.7	2	0	4	3	0	0	5	1.7
TEAM												3	3	6	2.0	0		1				0	
SAN DIEGO STATE		3			74-165	.448	23-53	.434	32-46	.696	28	71	99	33.0	51	0	35	33	7	15	203	67.7	
OPPONENTS		3			67-161	.416	24-58	.414	41-52	.788	24	69	93	31.0	44	-	35	31	4	17	199	66.3	

SCORE BY PERIODS:	1st	2nd	OT	2OT	Total
SAN DIEGO STATE	91	112			- 203
OPPONENTS	105	94			- 199

## Individual Statistics - NCAA Tournament Games (0-1)

No.	Player	GPGS	Min	Avg	TOTAL		3-PTS			REBOUNDS													
					FG-FGA	Pct	3FG-FGA	Pct	FT-FTA	Pct	Off	Def	Tot	Avg	PF	FO	A	TO	Blk	Stl	Pts	Avg	
21	FRANKLIN, Jamaal	1	1	37	37.0	6-15	.400	4-9	.444	7-7	1.000	0	8	8	8.0	4	0	2	3	1	1	23	23.0
22	TAPLEY, Chase	1	1	36	36.0	7-18	.389	3-7	.429	2-3	.667	0	6	6	6.0	2	0	4	2	0	1	19	19.0
11	RAHON, James	1	1	34	34.0	5-11	.455	1-5	.200	0-0	.000	0	3	3	3.0	1	0	0	1	0	0	11	11.0
02	THAMES, Xavier	1	1	36	36.0	2-8	.250	0-2	.000	1-2	.500	2	1	3	3.0	2	0	1	2	0	1	5	5.0
23	STEPHENS, DeShawn	1	0	18	18.0	2-2	1.000	0-0	.000	1-2	.500	0	2	2	2.0	3	0	0	0	0	0	5	5.0
05	GREEN, Garrett	1	0	22	22.0	1-4	.250	0-0	.000	0-0	.000	1	0	1	1.0	1	0	0	0	1	0	2	2.0
10	SHELTON, Tim	1	1	13	13.0	0-2	.000	0-0	.000	0-0	.000	2	0	2	2.0	4	0	1	0	0	0	0	0.0
03	FRANKLIN, LaBradford	1	0	4	4.0	0-1	.000	0-0	.000	0-0	.000	0	0	0	0.0	0	0	1	0	0	0	0	0.0
TEAM												3	1	4	4.0	0		1				0	
SAN DIEGO STATE		1			23-61	.377	8-23	.348	11-14	.786	8	21	29	29.0	17	0	9	9	2	3	65	65.0	
OPPONENTS		1			31-53	.585	3-9	.333	14-21	.667	5	33	38	38.0	13	-	13	10	3	3	79	79.0	

SCORE BY PERIODS:	1st	2nd	OT	2OT	Total
SAN DIEGO STATE	29	36			- 65
OPPONENTS	33	46			- 79

# 2011-12 Statistics



THREE STRAIGHT NCAA APPEARANCES ► BACK-TO-BACK MOUNTAIN WEST REGULAR-SEASON CHAMPIONS

## Individual Statistics - Wins (26)

No.	Player	GPGS	Min	Avg	TOTAL		3-PTS			REBOUNDS										Pts	Avg				
					FG-FGA	Pct	3FG-FGA	Pct	FT-FTA	Pct	Off	Def	Tot	Avg	PF	FO	A	TO	Blk			Stl			
21	FRANKLIN, Jamaal	25	17	753	30.1	134-306	.438	40-117	.342	125-159	.786	46	149	195	7.8	61	0	42	72	17	29	433	17.3		
22	TAPLEY, Chase	26	26	873	33.6	146-315	.463	50-123	.407	52-71	.732	16	93	109	4.2	41	0	67	44	13	49	394	15.2		
02	THAMES, Xavier	23	22	770	33.5	76-177	.429	14-37	.378	71-87	.816	10	65	75	3.3	44	1	93	57	5	21	237	10.3		
11	RAHON, James	23	22	725	31.5	84-193	.435	36-97	.371	18-32	.563	13	51	64	2.8	38	1	18	14	0	13	222	9.7		
05	GREEN, Garrett	26	14	509	19.6	66-110	.600	1-4	.250	35-69	.507	36	84	120	4.6	30	0	17	24	11	8	168	6.5		
23	STEPHENS, DeShawn	26	3	513	19.7	65-105	.619	0-0	.000	23-58	.397	57	75	132	5.1	51	1	7	18	9	10	153	5.9		
10	SHELTON, Tim	23	22	552	24.0	45-89	.506	0-5	.000	19-27	.704	40	66	106	4.6	52	4	42	23	7	15	109	4.7		
03	FRANKLIN, LaBradford	25	0	328	13.1	27-59	.458	5-20	.250	27-30	.900	6	35	41	1.6	33	0	45	40	1	7	86	3.4		
00	WILLIAMS, Alec	17	4	195	11.5	29-61	.475	5-16	.313	15-18	.833	9	32	41	2.4	30	1	4	19	1	3	78	4.6		
25	EBRAHIMIAN, Narbeh	7	0	57	8.1	3-12	.250	0-5	.000	1-3	.333	4	5	9	1.3	8	0	3	0	0	2	7	1.0		
33	CASTLEBERRY, Jeremy	5	0	14	2.8	2-6	.333	1-5	.200	0-0	.000	0	1	1	0.2	0	0	0	2	0	0	5	1.0		
24	STATEN, Ryan	2	0	5	2.5	1-1	1.000	0-0	.000	1-2	.500	0	1	1	0.5	0	0	0	1	0	0	3	1.5		
40	DOUGLAS, Aaron	2	0	6	3.0	0-1	.000	0-1	.000	1-2	.500	0	0	0	0.0	1	0	0	0	0	0	1	0.5		
TEAM												38	38	76	2.9	1			5			0			
SAN DIEGO STATE		26			678-1435		.472	152-430		.353	388-558		.695	275	695	970	37.3	390	8	338	319	64	157	1896	72.9
OPPONENTS		26			577-1481		.390	175-546		.321	251-380		.661	254	564	818	31.5	490	-	293	341	78	135	1580	60.8

SCORE BY PERIODS:	1st	2nd	OT	2OT	Total
SAN DIEGO STATE	914	930	52		- 1,896
OPPONENTS	758	790	32		- 1,580

## Individual Statistics - Losses (8)

No.	Player	GPGS	Min	Avg	TOTAL		3-PTS			REBOUNDS										Pts	Avg				
					FG-FGA	Pct	3FG-FGA	Pct	FT-FTA	Pct	Off	Def	Tot	Avg	PF	FO	A	TO	Blk			Stl			
22	TAPLEY, Chase	8	8	284	35.5	54-125	.432	27-55	.491	8-12	.667	6	31	37	4.6	17	0	10	11	2	11	143	17.9		
21	FRANKLIN, Jamaal	7	5	215	30.7	39-94	.415	11-40	.275	35-41	.854	11	46	57	8.1	20	0	5	23	3	2	124	17.7		
02	THAMES, Xavier	8	8	278	34.8	22-67	.328	2-15	.133	30-35	.857	5	20	25	3.1	25	0	35	21	2	9	76	9.5		
11	RAHON, James	8	8	257	32.1	21-66	.318	4-28	.143	7-10	.700	4	17	21	2.6	22	0	6	12	0	1	53	6.6		
10	SHELTON, Tim	8	8	193	24.1	20-45	.444	1-3	.333	10-19	.526	17	21	38	4.8	23	1	8	7	1	2	51	6.4		
05	GREEN, Garrett	8	3	146	18.3	15-30	.500	0-0	.000	5-11	.455	14	22	36	4.5	19	0	2	11	5	2	35	4.4		
23	STEPHENS, DeShawn	8	0	124	15.5	11-20	.550	0-0	.000	2-5	.400	12	22	34	4.3	14	0	4	11	1	2	24	3.0		
03	FRANKLIN, LaBradford	8	0	70	8.8	2-15	.133	0-5	.000	4-6	.667	1	5	6	0.8	4	0	9	7	0	2	8	1.0		
00	WILLIAMS, Alec	4	0	31	7.8	1-6	.167	0-2	.000	4-6	.667	2	2	4	1.0	8	0	0	3	1	1	6	1.5		
25	EBRAHIMIAN, Narbeh	1	0	2	2.0	0-0	.000	0-0	.000	0-0	.000	0	1	1	1.0	1	0	0	0	0	0	0	0.0		
TEAM												13	11	24	3.0	0			1			0			
SDSU TOTALS		8			185-468		.395	45-148		.304	105-145		.724	85	198	283	35.4	153	1	79	107	15	32	520	65.0
OPPONENTS		8			201-440		.457	59-147		.401	125-165		.758	65	220	285	35.6	136	-	121	94	28	50	586	73.2

SCORE BY PERIODS:	1st	2nd	OT	2OT	Total
SAN DIEGO STATE	239	281			- 520
OPPONENTS	276	310			- 586



# 2011-12 Statistics



THREE STRAIGHT NCAA APPEARANCES ► BACK-TO-BACK MOUNTAIN WEST REGULAR-SEASON CHAMPIONS

## Team Statistics - Game-By-Game

Opponent	Site/Date	FG-FGA	Pct	3P-3PA	Pct	FT-FTA	Pct	Off-Def	Tot	PF	AT	TO	BS	ST	1st-2nd	Pts
at [rv/-] SDSU Bryant	H 11/11	31-58 25-67	.534 .373	2-12 10-30	.167 .333	11-25 3-4	.440 .750	12-33 9-23	45 32	9 21	19 15	11 10	3 1	6 5	28-47 27-36	75 63
at [rv/-] SDSU Southern Utah	H 11/12	28-55 13-43	.509 .302	5-13 1-10	.385 .100	9-20 10-14	.450 .714	15-26 7-18	41 25	20 22	16 7	20 26	1 2	12 5	41-29 15-22	70 37
at [rv/-] SDSU UC Davis	H 11/13	28-56 30-63	.500 .476	10-19 14-37	.526 .378	23-31 0-3	.742 .000	9-24 9-22	33 31	9 23	16 17	10 16	2 1	11 5	48-41 29-45	89 74
[rv/-] SDSU at [11/12] Baylor	A 11/15	21-59 24-52	.356 .462	8-24 9-17	.333 .529	17-20 20-24	.850 .833	13-20 10-26	33 36	22 21	8 18	21 21	2 5	10 10	30-37 32-45	67 77
at [rv/-] SDSU USC	H 11/17	20-51 22-50	.392 .440	3-17 5-10	.176 .500	13-14 5-8	.929 .625	13-23 7-19	36 26	7 12	10 12	14 11	4 4	4 8	21-35 25-29	56 54
at [rv/-] SDSU [rv/rv] LBSU	H 11/19	28-68 22-53	.412 .415	4-17 4-14	.235 .286	17-27 25-32	.630 .781	19-20 11-30	39 41	22 26	12 12	16 23	6 6	9 4	37-28-12 40-25-8	77 73
[rv/rv] SDSU at [23/23] Arizona	A 11/23	24-53 19-57	.453 .333	8-12 5-26	.667 .192	5-15 14-17	.333 .824	8-28 12-28	36 40	19 16	12 8	14 13	1 2	3 7	31-30 29-28	61 57
[rv/rv] SDSU at UC Santa Barbara	A 11/26	23-59 24-63	.390 .381	4-20 7-22	.200 .318	26-39 20-27	.667 .741	12-34 9-32	46 41	20 25	8 14	9 8	0 11	3 2	25-38-13 31-32-12	76 75
at [rv/rv] SDSU [rv/22] Creighton	H 11/30	30-64 31-66	.469 .470	7-15 9-20	.467 .450	16-24 14-21	.667 .667	10-27 12-27	37 39	21 21	12 18	9 8	1 1	3 3	39-44 35-50	83 85
at [rv/rv] SDSU [24/23] California	H 12/4	23-53 24-60	.434 .400	4-10 4-10	.400 .400	14-20 11-18	.700 .611	11-26 14-21	37 35	16 18	9 14	12 11	2 3	5 4	33-31 25-38	64 63
[rv/rv] SDSU at San Diego	A 12/7	27-54 26-55	.500 .473	5-14 3-16	.357 .188	15-21 7-12	.714 .583	9-24 8-22	33 30	11 18	16 10	10 11	4 4	7 5	37-37 36-26	74 62
at [rv/rv] SDSU UC Riverside	H 12/19	31-56 25-68	.554 .368	9-20 1-10	.450 .100	9-15 4-5	.600 .800	11-30 13-17	41 30	11 13	17 10	9 5	3 4	3 5	45-35 25-30	80 55
at [rv/rv] SDSU Elon	H 12/22	34-61 19-60	.557 .317	6-17 8-28	.353 .286	7-9 9-15	.778 .600	6-33 10-20	39 30	16 13	17 9	15 14	3 1	6 6	37-44 28-27	81 55
at [25/rv] SDSU Redlands	H 12/30	31-65 15-61	.477 .246	11-25 7-24	.440 .292	21-32 6-13	.656 .462	13-40 9-26	53 35	13 24	13 11	13 19	5 3	10 6	58-36 24-19	94 43
at [24/25] SDSU San Diego Christian	H 1/5	28-52 19-47	.538 .404	5-17 10-25	.294 .400	22-32 4-9	.688 .444	14-23 3-13	37 16	12 24	13 16	10 15	0 2	8 4	44-39 26-26	83 52
at [22/22] SDSU Chicago State	H 1/10	28-60 25-61	.467 .410	7-24 8-22	.292 .364	10-18 7-11	.556 .636	13-28 10-24	41 34	12 23	17 12	14 14	2 4	4 7	32-41 32-33	73 65
at [22/22] SDSU [12/12] UNLV	H 1/14	24-55 24-68	.436 .353	5-14 8-27	.357 .296	16-20 11-21	.800 .524	6-29 19-24	35 43	14 16	16 9	16 14	3 8	7 9	34-35 29-38	69 67
[16/16] SDSU at [rv/rv] New Mexico	A 1/18	27-56 27-69	.482 .391	9-20 13-31	.450 .419	12-15 3-7	.800 .429	10-24 21-21	34 42	14 17	14 22	6 9	3 2	7 3	30-45 31-39	75 70
at [16/16] SDSU Air Force	H 1/21	23-50 17-49	.460 .347	4-16 1-18	.250 .056	7-10 9-12	.700 .750	8-25 9-20	33 29	10 10	13 10	11 13	3 0	7 2	29-28 21-23	57 44
[13/12] SDSU at Wyoming	A 1/24	21-41 15-49	.512 .306	5-11 5-22	.455 .227	5-6 7-12	.833 .583	4-26 11-16	30 27	15 13	9 7	19 15	1 5	5 7	25-27 22-20	52 42
[13/12] SDSU at Colorado State	A 1/28	20-64 24-49	.313 .490	3-21 6-13	.143 .462	17-20 23-23	.850 1.000	11-19 6-34	30 40	20 20	7 13	8 17	4 0	6 1	28-32 40-37	60 77
at [17/17] SDSU Boise State	H 2/1	15-48 21-51	.313 .412	3-19 7-22	.158 .318	25-29 7-16	.862 .438	11-23 10-23	34 33	21 25	6 9	15 19	2 4	5 7	25-33 33-23	58 56
at [17/17] SDSU TCU	H 2/4	30-59 23-48	.508 .479	7-20 12-24	.350 .500	16-22 15-16	.727 .938	15-20 5-16	35 21	17 15	14 12	13 16	1 1	5 6	46-37 39-34	83 73
[13/14] SDSU at [14/16] UNLV	A 2/11	25-51 27-66	.490 .409	7-16 6-25	.438 .240	6-11 5-10	.545 .500	5-32 11-24	37 35	15 9	12 21	17 8	1 9	3 13	29-34 37-28	63 65
at [13/15] SDSU [rv/rv] New Mexico	H 2/15	25-55 28-56	.455 .500	3-14 10-19	.214 .526	14-20 11-17	.700 .647	8-23 8-25	31 33	14 22	12 13	12 11	2 3	1 5	32-35 36-41	67 77

# 2011-12 Statistics



THREE STRAIGHT NCAA APPEARANCES ► BACK-TO-BACK MOUNTAIN WEST REGULAR-SEASON CHAMPIONS

## Team Statistics - Game-By-Game

Opponent	Site/Date	FG-FGA	Pct	3P-3PA	Pct	FT-FTA	Pct	Off-Def	Tot	PF	AT	TO	BS	ST	1st-2nd	Pts
[13/15] SDSU at Air Force	A 2/18	18-52 16-46	.346 .348	3-16 8-26	.188 .308	17-25 18-22	.680 .818	16-31 3-24	47 27	21 16	10 10	16 8	0 4	3 8	29-27 29-29	56 58
at [24/25] SDSU Wyoming	H 2/22	25-57 20-45	.439 .444	3-11 9-22	.273 .409	14-18 9-13	.778 .692	12-21 3-20	33 23	15 20	12 11	10 14	2 2	6 2	26-29-12 30-25-3	67 58
at [24/25] SDSU Colorado State	H 2/25	24-56 26-66	.429 .394	6-16 5-14	.375 .357	20-24 9-11	.833 .818	12-27 13-20	39 33	14 20	10 9	7 5	8 3	2 3	30-44 34-32	74 66
[21/23] SDSU at Boise State	A 2/29	22-44 20-49	.500 .408	4-13 2-16	.308 .125	18-23 11-25	.783 .440	5-25 9-19	30 28	19 19	7 6	12 11	0 2	4 4	38-28 22-31	66 53
[21/23] SDSU at TCU	A 3/3	32-65 29-70	.492 .414	6-19 10-26	.316 .385	28-38 24-34	.737 .706	13-37 9-28	50 37	26 27	16 11	15 9	1 2	6 9	46-37-15 34-49-9	98 92
[18/21] SDSU vs. Boise State	N, MW-QF 3/8	24-47 22-51	.511 .431	9-16 8-18	.563 .444	8-13 10-12	.615 .833	3-19 8-23	22 31	13 12	11 11	11 13	0 0	7 5	30-35 32-30	65 62
[18/21] SDSU vs. Colorado State	N, MW-SF 3/9	27-56 25-58	.482 .431	8-18 8-22	.444 .364	17-22 11-13	.773 .846	11-27 6-19	38 25	15 18	15 9	7 7	4 1	5 5	38-41 39-30	79 69
[18/21] SDSU vs. [rv/rv] UNM	N, MW-CH 3/10	23-62 20-52	.371 .385	6-19 8-18	.316 .444	7-11 20-27	.636 .741	14-25 10-27	39 37	23 14	9 15	15 11	3 3	3 7	23-36 34-34	59 68
[22/23] SDSU vs. [-/rv] NC State	N, NCAA-2R 3/16	23-61 31-53	.377 .585	8-23 3-9	.348 .333	11-14 14-21	.786 .667	8-21 5-33	29 38	17 13	9 13	9 10	2 3	3 3	29-36 33-46	65 79

## Win/Loss Margin

	1	2	3	4	5	6	7	8	9	10	11	12	13	14	15	16	17	18	25	31	33	34	51	=<3	=<5	=<10
Win	2	3	1	2	1	1		2	1	3		2	2		1				1	1	1	1	1	6	9	16
Loss		3							1	2				1			1							3	3	6

## Efficiency Ratings

The National Basketball Association uses a formula to rank the most efficient players in the league. The formula is efficiency = (PTS + REB + AST + STL + BLK) - ((FGA - FGM) + (FTA - FTM) + TO). Below are San Diego State's efficiency ratings for the 2011-12 season.

### SEASON EFFICIENCY POINTS

Jamaal Franklin	.545
Chase Tapley	.517
Xavier Thames	.333
Garrett Green	.270
Tim Shelton	.263
DeShawn Stephens	.260
James Rahon	.201
LaBradford Franklin	.108
Alec Williams	.075
Narbeh Ebrahimian	.11
Ryan Staten	.02
Jeremy Castleberry	.0
Aaron Douglas	-.1
<b>TEAM TOTAL</b>	<b>2,678</b>

### SEASON EFFICIENCY POINTS PER MINUTE

Jamaal Franklin	.0563
Chase Tapley	.0447
Garrett Green	.0412
DeShawn Stephens	.0408
Ryan Staten	.0400
<b>TEAM AVERAGE</b>	<b>.0388</b>
Tim Shelton	.0353
Alec Williams	.0332
Xavier Thames	.0318
LaBradford Franklin	.0271
James Rahon	.0205
Narbeh Ebrahimian	.0186
Jeremy Castleberry	.0000
Aaron Douglas	-.0167

### MW EFFICIENCY POINTS

Jamaal Franklin	.270
Tim Shelton	.155
Chase Tapley	.149
Xavier Thames	.131
James Rahon	.092
Garrett Green	.080
DeShawn Stephens	.080
LaBradford Franklin	.039
Alec Williams	.010
Aaron Douglas	.0
Narbeh Ebrahimian	.0
Ryan Staten	-.1
Jeremy Castleberry	-.2
<b>TEAM TOTAL</b>	<b>1,034</b>

# 2011-12 Statistics



THREE STRAIGHT NCAA APPEARANCES ► BACK-TO-BACK MOUNTAIN WEST REGULAR-SEASON CHAMPIONS

## Individual Game-By-Game (Points/Rebounds/Assists)

	0	2	3	5	10	11	21	22	23	24	25	33	40
Opponent	Alec Williams	Xavier Thames	LaBradford Franklin	Garrett Green	Tim Shelton	James Rahon	Jamaal Franklin	Chase Tapley	DeShawn Stephens	Ryan Staten	Narbeh Ebrahimian	Jeremy Castleberry	Aaron Douglas
~BRYANT	7/4/0	16/4/8	5/2/1	14/11/3	7/4/0	INJ	SUSP	20/11/6	9/6/0			CD	
~SOUTHERN UTAH	2/3/0	5/4/7	12/4/1	9/11/0	2/0/2	INJ	13/3/1	16/2/4	11/9/1			0/0/0	
~UC DAVIS	4/4/0	7/3/7	13/3/5	6/5/0	0/2/3	INJ	31/6/0	23/2/1	5/6/0			CD	
at [11/12] Baylor	2/2/0	10/4/4	2/1/3	0/2/2	4/3/1	10/7/0	11/3/0	28/4/0	0/1/0			DNT	
USC	CD	12/2/4	0/0/0	8/5/0	5/6/2	6/3/1	14/4/1	5/5/1	6/9/1			CD	
[rv/rv] LONG BEACH STATE	2/0/0	12/1/2	0/0/0	8/7/0	2/5/2	20/2/2	21/9/1	9/5/3	3/4/2			CD	
at [23/23] Arizona	2/1/0	9/2/2	0/1/0	2/7/1	6/6/3	13/4/0	8/5/2	17/3/4	4/4/0			DNT	
at UC Santa Barbara	2/0/0	20/10/6	0/0/0	13/9/0	4/5/1	5/2/0	12/6/1	16/4/0	4/3/0			DNT	
[rv/22] CREIGHTON	0/0/0	21/1/6	0/0/0	4/7/1	8/4/0	11/2/2	19/8/0	15/3/1	5/9/2			CD	
[24/23] CALIFORNIA	0/0/0	9/3/7	0/0/0	6/10/0	6/6/1	9/2/0	9/9/1	25/5/0	0/0/0			CD	CD
at San Diego	4/1/0	11/4/11	2/0/1	2/5/2	0/0/0	5/0/0	11/5/0	23/4/2	16/9/0			CD	CD
UC RIVERSIDE	9/4/2	9/6/1	6/3/3	9/4/3	CD-INJ	19/5/0	6/5/5	17/4/3	4/5/0		1/1/0	0/0/0	
ELON	10/2/1	INJ	4/2/2	10/5/1	7/3/4	7/2/3	19/6/0	14/5/3	8/9/1		0/1/2	2/0/0	
REDLANDS	10/7/0	INJ	11/5/4	10/7/1	CD-INJ	10/3/0	26/10/5	16/1/2	6/9/0		2/6/1	3/1/0	
SAN DIEGO CHRISTIAN	10/8/1	INJ	4/3/4	14/4/2*	CD-INJ	7/2/0*	11/5/1*	11/4/5*	18/8/0*	3/1/0	4/1/0	DND	1/0/0
CHICAGO STATE	8/3/0	4/4/6	0/0/1	2/3/0*	4/6/2	9/2/3*	16/10/1*	24/5/4*	6/3/0*	CD	CD	CD	CD
*[12/12] UNLV	CD	6/2/4*	CD	2/3/2	3/6/4*	22/4/1*	24/10/2*	11/6/3*	1/0/0	CD	CD	CD	CD
*at [rv/rv] New Mexico	2/1/0	22/1/4*	9/3/2	4/2/0	4/8/2*	8/2/1*	12/5/2*	12/7/3*	2/2/0	DNT	CD	DNT	DNT
*AIR FORCE	0/1/0	4/1/3*	2/3/1	7/0/0	6/6/3*	2/3/1*	14/10/3*	16/3/2*	6/4/0	CD	CD	CD	CD
*at Wyoming	0/1/0	8/0/3*	0/0/3	4/4/1	5/3/1*	9/3/0*	12/11/0*	12/4/1*	2/1/0	DNT	CD	DNT	DNT
*at Colorado State	0/0/0	10/2/3*	0/1/1	2/1/0	6/7/0*	4/1/1*	24/10/0*	10/2/1*	4/3/1	DNT	CD	DNT	DNT
*BOISE STATE	6/1/0	6/3/2*	5/2/1	1/0/0	3/8/1*	3/3/0*	16/8/0*	14/3/2*	4/4/0	CD	CD	CD	CD
*TCU	CD	3/2/1*	2/1/2	7/2/0	4/2/4*	16/5/4*	24/11/1*	14/5/1*	13/6/1	0/0/0	0/0/0	0/0/0	0/0/0
*at [14/16] UNLV	CD	8/6/8*	0/1/0	5/4/0	5/7/1*	4/1/1*	15/8/0*	22/3/1*	4/4/1	DNT	CD	DNT	DNT
*[rv/rv] NEW MEXICO	CD	9/5/4*	0/0/1	9/2/0	13/1/2*	11/3/1*	16/10/2*	7/5/2*	2/3/0	CD	CD	CD	CD
*at Air Force	4/2/0	9/3/5*	4/3/1	5/10/1*	13/11/2*	2/4/0*	INJ	17/9/1*	2/4/0	DNT	0/1/0	DNT	DNT
*WYOMING	CD	9/1/6*	2/2/4	14/3/0	10/7/1*	2/1/0*	12/5/0*	10/3/1*	8/7/0	CD	CD	CD	CD
*COLORADO STATE	CD	15/4/1*	0/1/5	3/3/0*	6/7/1*	14/3/1	31/16/1*	5/3/1*	0/0/0	CD	0/0/0	CD	CD
*at Boise State	CD	10/0/1*	3/2/1	3/1/0	11/4/1*	6/4/0*	18/12/3*	11/4/1*	4/3/0	DNT	CD	DNT	DNT
*at TCU	CD	16/7/2*	3/2/2	0/5/0	6/2/3*	12/3/0*	35/13/5*	18/6/4*	8/9/0	DNT	0/0/0	DNT	DNT
`vs. Boise State (MW-QF)	CD	14/5/3*	0/0/1	0/0/0	7/4/0*	3/2/0*	19/5/3*	20/1/4*	2/3/0	DNT	CD	DNT	DNT
`vs. Colorado State (MW-SF)	CD	7/6/2*	3/2/1	10/4/1	4/3/0*	15/3/1*	19/6/3*	17/4/6*	4/9/1	DNT	CD	DNT	DNT
`vs. [rv/rv] UNM (MW-CH)	CD	4/1/4*	2/0/2	8/9/0	2/3/1*	0/0/1*	16/10/1*	25/5/0*	2/8/0	DNT	CD	DNT	DNT
+vs. [-/rv] NC State (NCAA-2R)	CD	5/3/1*	0/0/1	2/1/0	0/2/1*	11/3/0*	23/8/2*	19/6/4*	5/2/0	DNT	CD	DNT	DNT

CD - Did Not Play-Coach's Decision. DND - Did Not Dress. DNT - Did Not Travel. INJ - Did Not Play-Injured. SUSP - Suspension. ~ - Basketball Travelers Classic (San Diego, Calif.). \* Mountain West game. ` - 2012 Conoco Mountain West Championships (Thomas & Mack Center; Las Vegas, Nev.). + - NCAA Tournament Second and Third Rounds (Columbus, Ohio).

## Starting Lineups

F	F	C	G	G	W-L	Record As SDSU Starter	Season	Career*
Williams	Shelton	Green	Thames	Tapley	3-0	Jamaal Franklin	17-5	17-5
Shelton	Rahon	Green	Thames	Tapley	6-3	LaBradford Franklin		1-0
J. Franklin	Rahon	Green	Thames	Tapley	1-0	Garrett Green	14-3	14-3
Shelton	J. Franklin	Green	Tapley	Rahon	1-0	James Rahon	22-8	27-8
Williams	J. Franklin	Stephens	Tapley	Rahon	1-0	Tim Shelton	22-8	35-13
Stephens	J. Franklin	Green	Tapley	Rahon	2-0	DeShawn Stephens	3-0	3-0
Rahon	J. Franklin	Shelton	Thames	Tapley	11-5	Chase Tapley	26-8	66-16
J. Franklin	Shelton	Green	Thames	Tapley	1-0	Xavier Thames	22-8	22-8
						Alec Williams	4-0	4-0

\* Aztec career

# 2011-12 Statistics



THREE STRAIGHT NCAA APPEARANCES ► BACK-TO-BACK MOUNTAIN WEST REGULAR-SEASON CHAMPIONS

## Individual Superlatives

Category	San Diego State	Opponent
<b>Points Scored</b>	35 - Jamaal Franklin at TCU (3-3-12)	27 - Michael Lyons at Air Force (2-18-12)
<b>Field Goals</b>	10 - Chase Tapley vs. New Mexico (3-10-12) 10 - Chase Tapley vs. Chicago State (1-10-12) 10 - Chase Tapley vs. California (12-4-11) 10 - Chase Tapley at Baylor (11-15-11) 10 - Jamaal Franklin vs. UC Davis (11-13-11)	10 - Richard Howell vs. N.C. State (3-16-12)
<b>Field Goals Attempted</b>	21 - Chase Tapley vs. New Mexico (3-10-12)	21 - Hank Thorns at TCU (3-3-12) 21 - Phil Martin vs. UC Riverside (12-19-11) 21 - Allen Crabbe vs. California (12-4-11) 21 - Orlando Johnson at UC Santa Barbara (11-26-11)
<b>Highest FG Percentage (min. 5 made)</b>	100.0 (6-6) - Garrett Green vs. Wyoming (2-22-12)	83.3 (10-12) - Richard Howell vs. N.C. State (3-16-12)
<b>Highest FG Percentage (min. 10 made)</b>	58.8 (10-17) - Chase Tapley vs. Chicago State (1-10-12) 58.8 (10-17) - Chase Tapley vs. California (12-4-11) 58.8 (10-17) - Chase Tapley at Baylor (11-15-11) 58.8 (10-17) - Jamaal Franklin vs. UC Davis (11-13-11)	83.3 (10-12) - Richard Howell vs. N.C. State (3-16-12)
<b>3-Point Field Goals Made</b>	8 - Chase Tapley at Baylor (11-15-11)	6 - Michael Lyons at Air Force (2-18-12)
<b>3-Point Field Goals Attempted</b>	10 - James Rahon vs. TCU (2-4-12) 10 - Chase Tapley at UC Santa Barbara (11-26-11) 10 - Chase Tapley at Baylor (11-15-11)	12 - Ryan Sypkens vs. UC Davis (11-13-11)
<b>3-Point Field Goal Percentage (min. 4 made)</b>	80.0 (8-10) - Chase Tapley at Baylor (11-15-11)	83.3 (5-6) - Kendall Williams vs. New Mexico (2-15-12)
<b>3-Point Field Goal Percentage (min. 5 made)</b>	80.0 (8-10) - Chase Tapley at Baylor (11-15-11)	83.3 (5-6) - Kendall Williams vs. New Mexico (2-15-12)
<b>Free Throws</b>	14 - Jamaal Franklin at TCU (3-3-12) 14 - Jamaal Franklin vs. Colorado State (2-25-12)	11 - Casper Ware vs. Long Beach State (11-19-11)
<b>Free Throws Attempted</b>	17 - Jamaal Franklin at TCU (3-3-12)	12 - Drew Gordon vs. New Mexico (3-10-12) 12 - J. R. Cadot at TCU (3-3-12) 12 - Casper Ware vs. Long Beach State (11-19-11)
<b>Free Throw Percentage (min. 7 made)</b>	100.0 (8-8) - Jamaal Franklin vs. UNLV (1-14-12) 100.0 (8-8) - LaBradford Franklin vs. UC Davis (11-13-11) 100.0 (7-7) - Jamaal Franklin vs. NC State (3-16-12) 100.0 (7-7) - Alec Williams vs. Redlands (12-30-11) 100.0 (7-7) - Xavier Thames at San Diego (12-7-11)	100.0 (8-8) Wes Eikmeier at Colorado State (1-28-12) 100.0 (7-7) Kyan Anderson vs. TCU (2-4-12)
<b>Free Throw Percentage (min. 10 made)</b>	93.3 (14-15) - Jamaal Franklin vs. Colorado State (2-25-12)	91.7 (11-12) - Casper Ware vs. Long Beach State (11-19-11)
<b>Offensive Rebounds</b>	6 - Jamaal Franklin vs. Long Beach State (11-19-11)	6 - Drew Gordon vs. New Mexico (2-15-12) 6 - Harper Kamp vs. California (12-4-11)
<b>Defensive Rebounds</b>	12 - Jamaal Franklin at TCU (3-3-12) 12 - Jamaal Franklin vs. Colorado State (2-25-12)	11 - Drew Gordon vs. New Mexico (2-15-12) 11 - Pierce Hornung at Colorado State (1-28-12) 11 - Lee Fisher vs. Chicago State (1-10-12) 11 - T.J. Robinson vs. Long Beach State (11-19-11)
<b>Total Rebounds</b>	16 - Jamaal Franklin vs. Colorado State (2-25-12)	17 - Drew Gordon vs. New Mexico (2-15-12)
<b>Assists</b>	11 - Xavier Thames at San Diego (12-7-11)	9 - Pierre Jackson at Baylor (11-15-11)
<b>Blocked Shots</b>	3 - DeShawn Stephens vs. Colorado State (3-9-12) 3 - Garrett Green vs. Colorado State (2-25-12) 3 - Jamaal Franklin vs. Redlands (12-30-11)	6 - Greg Somogyi at UC Santa Barbara (11-26-11)
<b>Steals</b>	7 - Chase Tapley vs. UC Davis (11-13-11)	6 - Mike Moser at UNLV (2-11-12)
<b>Minutes Played</b>	43 - Chase Tapley at TCU (3-3-12)	45 - Orlando Johnson at UC Santa Barbara (11-26-11)

## Team Superlatives

SDSU High	SDSU Low	Category	Opponent High	Opponent Low
98 at TCU (3-3-12)	42 at Wyoming (1-24-12)	<b>Points Scored</b>	92 at TCU (3-3-12)	37 vs. Southern Utah (11-12-11)
34 vs. Elon (12-22-11)	15 vs. Boise State (2-1-12)	<b>Field Goals</b>	31 vs. Creighton/vs. NC State	13 vs. Southern Utah (11-12-11)
68 vs. Long Beach State (11-19-11)	41 at Wyoming (1-24-12)	<b>Field Goals Attempted</b>	70 at TCU (3-3-12)	43 vs. Southern Utah (11-12-11)
55.7 vs. Elon (12-22-11)	31.3 at Colorado St. vs. Boise St.	<b>FG Percentage</b>	58.5 vs. NC State (3-16-12)	24.6 vs. Redlands (12-30-11)
11 vs. Redlands (12-30-11)	2 vs. Bryant (11-11-11)	<b>3-Point Field Goals Made</b>	14 vs. UC Davis (11-13-11)	1 vs. Southern Utah, UCR, AFA
25 vs. Redlands (12-30-11)	10 vs. California (12-4-11)	<b>3-Point Field Goals Attempted</b>	37 vs. UC Davis (11-13-11)	10 vs. SUU/USC/California/UCR
66.7 at Arizona (11-23-11)	14.3 at Colorado State (1-28-12)	<b>3-Point Field Goal Percentage</b>	52.9 at Baylor (11-15-11)	5.6 vs. Air Force (1-21-12)
28 at TCU (3-3-12)	5 at Arizona/at Wyoming	<b>Free Throws Made</b>	25 vs. Long Beach State (11-19-11)	0 vs. UC Davis (11-13-11)
39 at UC Santa Barbara (11-26-11)	6 at Wyoming (1-24-12)	<b>Free Throws Attempted</b>	34 at TCU (3-3-12)	3 vs. UC Davis (11-13-11)
92.9 vs. USC (11-17-11)	33.3 at Arizona (11-23-11)	<b>Free Throw Percentage</b>	100.0 at Colorado State (1-28-12)	00.0 vs. UC Davis (11-13-11)
19 vs. Long Beach State (11-19-11)	3 vs. Boise State (3-8-12)	<b>Offensive Rebounds</b>	21 at New Mexico (1-14-12)	3 - three times
40 vs. Redlands (12-30-11)	19 at Colorado State/vs. Boise State	<b>Defensive Rebounds</b>	34 at Colorado State (1-28-12)	13 vs. San Diego Christian (1-5-12)
53 vs. Redlands (12-30-11)	22 vs. Boise State (3-8-12)	<b>Total Rebounds</b>	43 vs. UNLV (1-14-12)	16 vs. San Diego Christian (1-5-12)
26 at TCU (3-3-12)	7 vs. USC (11-17-11)	<b>Fouls</b>	27 at TCU (3-3-12)	9 at UNLV (2-11-12)
3 at TCU (3-3-12)	0 - many times	<b>Fouled Out</b>	3 vs. Colorado State (2-25-12)	0 - many times
19 vs. Bryant (11-11-11)	6 vs. Boise State (2-1-12)	<b>Assists</b>	22 at New Mexico (1-14-12)	6 at Boise State (2-29-12)
21 at Baylor (11-15-11)	6 at New Mexico (1-14-12)	<b>Turnovers</b>	26 vs. Southern Utah (11-12-11)	5 vs. UC Riverside/Colorado State
8 vs. Colorado State (2-25-12)	0 - five times	<b>Blocked Shots</b>	11 at UC Santa Barbara (11-26-11)	0 - three times
12 vs. Southern Utah (11-12-11)	2 vs. Colorado State (2-25-12)	<b>Steals</b>	13 at UNLV (2-11-12)	1 at Colorado State (1-28-12)
58 vs. Redlands, 1st (12-30-11)	21 vs. USC, 1st (11-17-11)	<b>Points/Half</b>	50 vs. Creighton, 2nd	15 vs. Southern Utah, 1st (11-12-11)
76.0 vs. Bryant, 2nd (11-11-11)	25.8 at Baylor, 1st (11-15-11)	<b>FG Percentage/Half</b>	65.4 vs. NC State, 2nd (3-16-12)	22.6 vs. Redlands, 2nd (12-30-11)
6 vs. Redlands (12-30-11)	1 vs. California (12-4-11)	<b>Double-Figure Scorers</b>	4 - six times	0 vs. Southern Utah (11-12-11)
+21 vs. San Diego Christian (1-5-12)	-10 at Colorado State (1-28-12)	<b>Rebound Margin</b>		
+34 vs. Redlands (12-30-11)	-12 at Colorado State (1-28-12)	<b>Halftime Scoring Margin</b>		

# 2011-12 Statistics



THREE STRAIGHT NCAA APPEARANCES ► BACK-TO-BACK MOUNTAIN WEST REGULAR-SEASON CHAMPIONS

## Game-By-Game Biggest Leads/Time In Lead

Date	Opponent	SDSU Result	SDSU Big Opp Big			SDSU in			Opp in			Paint		Off TOs		2nd Ch.		Bench	
			Lead	Lead	Ties	LC	Lead	Lead	Tied	SD	Opp	SD	Opp	SD	Opp	SD	Opp		
Nov. 11	%BRYANT	W 75-63	14	7	2	3	! 20:37	17:09	2:14	52	28	4	16	9	11	14	11		
Nov. 12	%SOUTHERN UTAH	W 70-37	37	2	1	1	! 37:22	0:25	2:13	38	6	19	8	13	4	36	18		
Nov. 13	%UC DAVIS	W 89-74	24	4	2	1	! 34:35	2:24	2:01	24	26	18	14	6	11	49	19		
Nov. 15	at [11/12] Baylor	L 67-77	5	16	4	8	9:28	25:17	5:15	26	16	17	7	11	5	14	15		
Nov. 17	USC	W 56-54	9	6	5	13	19:18	18:49	1:53	28	18	9	12	14	4	20	15		
Nov. 19	LONG BEACH STATE	ot-W 77-73	6	10	3	3	13:33	29:22	2:05	34	28	16	15	22	9	25	4		
Nov. 23	at (23/23) Arizona	W 61-57	17	0	1	0	! 39:00	0:00	1:00	20	18	10	16	10	12	14	27		
Nov. 26	at UC Santa Barbara	ot-W 76-75	7	8	6	6	17:07	22:46	5:07	24	10	8	6	16	10	19	18		
Nov. 30	[--/22] CREIGHTON	L 83-85	17	6	4	1	30:25	6:14	3:21	36	34	8	11	14	11	24	26		
Dec. 4	[24/23] CALIFORNIA	W 64-63	8	6	8	7	21:01	10:15	9:44	28	30	16	19	6	19	9	11		
Dec. 7	at San Diego	W 74-62	12	12	2	3	21:05	11:59	0:56	8	2	15	11	7	12	33	20		
Dec. 19	UC RIVERSIDE	W 80-55	27	0	0	0	! 39:42	0:00	0:18	28	26	5	8	12	6	20	25		
Dec. 22	ELON	W 81-55	26	4	2	4	! 32:23	6:22	1:15	44	16	17	19	6	6	24	19		
Dec. 30	REDLANDS	W 94-43	51	0	0	0	! 38:53	0:00	1:07	32	10	12	5	16	3	26	13		
Jan. 5	SAN DIEGO CHRISTIAN	W 83-52	34	0	0	0	! 39:44	0:00	0:16	42	12	19	3	13	6	22	29		
Jan. 10	CHICAGO STATE	W 73-65	16	7	5	5	30:46	5:57	3:17	32	26	17	15	14	10	16	8		
Jan. 14	*[12/12] UNLV	W 69-67	10	1	5	4	37:23	0:21	2:16	24	28	14	15	4	10	3	12		
Jan. 18	*at [rv/rv] New Mexico	W 75-70	13	10	2	5	12:15	25:28	2:17	32	22	9	8	11	23	17	22		
Jan. 21	*AIR FORCE	W 57-44	13	1	0	3	! 38:36	0:40	0:44	34	26	12	7	13	9	15	9		
Jan. 24	*at Wyoming	W 52-42	15	4	2	5	! 27:45	10:35	1:40	20	14	15	18	5	9	6	6		
Jan. 28	*at Colorado State	L 60-77	3	19	6	2	4:21	32:40	2:59	24	18	13	10	14	11	6	13		
Feb. 1	*BOISE STATE	W 58-56	7	12	4	2	16:17	20:40	3:03	12	22	13	11	10	7	16	22		
Feb. 4	*TCU	W 83-73	18	7	6	4	! 27:33	8:26	4:01	40	20	14	16	17	9	22	14		
Feb. 11	*at [14/16] UNLV	L 63-65	6	13	3	9	13:23	24:03	2:44	22	30	11	12	7	12	9	9		
Feb. 15	*[rv/rv] NEW MEXICO	L 67-77	4	15	1	3	2:57	35:36	1:37	40	26	18	12	8	10	11	33		
Feb. 18	*at Air Force	L 56-58	6	8	7	5	30:11	4:58	4:51	18	12	7	10	16	0	10	13		
Feb. 22	*WYOMING	ot-W 67-58	9	9	6	3	5:58	32:16	6:46	36	4	14	13	10	4	24	20		
Feb. 25	*COLORADO STATE	W 74-66	8	9	4	4	16:19	20:29	3:12	24	30	7	8	16	16	14	20		
Feb. 29	*at Boise State	W 66-53	22	4	1	1	! 33:46	5:20	0:54	20	24	9	12	7	8	10	15		
March 3	*at TCU	ot-W 98-92	18	3	8	9	31:04	8:28	5:28	42	32	15	12	10	7	11	21		
March 8	`vs. (8) Boise State (MW-QF)	W 65-62	11	9	5	7	17:15	19:13	3:32	18	24	11	14	4	8	2	12		
March 9	`vs. (4) Colorado State (MW-SF)	W 79-69	13	3	5	9	29:53	6:16	3:51	30	30	7	14	13	8	9	3		
March 10	+vs. (2) [rv/rv] UNM (MW-CH)	L 59-68	0	17	0	0	0:00	39:41	0:19	28	20	7	13	8	15	12	22		
March 16	+vs. (11) [-/rv] NCSU (NCAA-2R)	L 65-79	4	14	4	6	7:00	30:34	2:26	18	38	11	8	3	5	7	9		

% - Basketball Travelers Classic (Viejas Arena; San Diego, Calif.). \* - Mountain West Game. ` - 2012 Conoco Mountain West Championship (Thomas & Mack Center; Las Vegas, Nev.). + - NCAA Tournament Second and Third Rounds (Columbus, Ohio). ! - Next to time indicates SDSU did not trail in the second half.

### LEADS AND DEFICITS

SDSU Biggest Halftime Lead
SDSU Biggest Halftime Lead Lost
SDSU Biggest Halftime Lead Lost in a Loss
SDSU Biggest Halftime Deficit
SDSU Biggest Halftime Deficit Overcome
SDSU Biggest Halftime Deficit Overcome for Victory
SDSU Biggest Lead
SDSU Biggest Lead Lost
SDSU Biggest Lead Lost in a Loss
SDSU Biggest Deficit
SDSU Biggest Deficit Overcome

### SEASON

34 vs. Redlands (12-30-11)
8 vs. California (12-4-11)
4 vs. (--/22) Creighton (11-30-11)
12 at Colorado State (1-28-12)
8 vs. Boise State (2-1-12)/at UNLV (2-11-12)
8 vs. Boise State (2-1-12)
51 vs. Redlands (12-30-11)
17 vs. (--/22) Creighton (11-30-11)
17 vs. (--/22) Creighton (11-30-11)
19 at Colorado State (1-28-12)
13 at UNLV (2-11-12)

### MOUNTAIN WEST GAME

16 at Boise State (2-29-12)
12 at TCU (3-3-12)
3 at Colorado State (1-28-12)
12 at Colorado State (1-28-12)
8 vs. Boise State (2-1-12)/at UNLV (2-11-12)
8 vs. Boise State (2-1-12)
22 at Boise State (2-29-12)
18 at TCU (3-3-12)
6 at UNLV (2-11-12)/at Air Force (2-18-12)
19 at Colorado State (1-28-12)
13 at UNLV (2-11-12)

# 2011-12 Statistics



THREE STRAIGHT NCAA APPEARANCES ► BACK-TO-BACK MOUNTAIN WEST REGULAR-SEASON CHAMPIONS

2011-12 STATISTICS ◀ REVIEW

## Miscellaneous Statistics

SEASON	Team Leader -----			Games With -----					Double-Doubles	
	Points	Rebounds	Assists	10+ Pts	20+Pts	30+Pts	10+Rebs	10+Ass.	Point/Reb.	Point/Ast.
Jeremy Castleberry										
Nabeth Ebrahimian										
Jamaal Franklin	17	17	6	29	9	3	12		12	
LaBradford Franklin			2	3						
Garrett Green	1	4		7			4		1	
James Rahon	1	1	1	13	2					
Tim Shelton		4	4	4			1		1	
DeShawn Stephens	1	8		4						
Chase Tapley	13	1	7	30	9		1		1	
Xavier Thames	3	3	21	13	3		1	1	1	1
Alec Williams		1		3						

CAREER	Team Leader -----			Games With -----					Double-Doubles	
	Points	Rebounds	Assists	10+ Pts	20+Pts	30+Pts	10+Rebs	10+Ass.	Point/Reb.	Point/Ast.
Jeremy Castleberry										
Nabeth Ebrahimian										
Jamaal Franklin	17	17	6	30	9	3	13		13	
LaBradford Franklin			3	3						
Garrett Green	1	4		16			6		3	
James Rahon	3	1	1	42	6					
Tim Shelton	3	14	7	15			4		2	
DeShawn Stephens	1	8		4						
Chase Tapley	20	4	20	57	10		1		1	
Xavier Thames	3	3	21	17	3		1	1	1	1
Alec Williams		1		4						

DUNKS	SEASON	GM. HIGH
DeShawn Stephens	19	2
Jamaal Franklin	18	3
Garrett Green	18	2
<b>TOTAL</b>	<b>55</b>	<b>5</b>

CHARGES DRAWN	SEASON	GM. HIGH
Tim Shelton	31	6
Jamaal Franklin	15	2
Xavier Thames	3	1
LaBradford Franklin	2	1
James Rahon	2	1
Chase Tapley	2	1
Alec Williams	2	1
Narbeh Ebrahimian	1	1
DeShawn Stephens	1	1
<b>TOTAL</b>	<b>59</b>	<b>6</b>

TOP SCORING PERFORMANCES
35, Jamaal Franklin at TCU* (3-3-12)
31, Jamaal Franklin vs. Colorado State* (2-25-12)
31, Jamaal Franklin vs. UC Davis (11-13-11)
28, Chase Tapley at 11/12 Baylor (11-15-11)
26, Jamaal Franklin vs. Redlands (12-30-11)
25, Chase Tapley vs. New Mexico' (3-10-12)
25, Chase Tapley vs. No. 2/23 California (12-4-11)
24, Jamaal Franklin vs. TCU* (2-4-12)
24, Jamaal Franklin at Colorado State* (1-28-12)
24, Jamaal Franklin vs. No. 12/12 UNLV* (1-14-12)
24, Chase Tapley vs. Chicago State (1-10-12)

23, Jamaal Franklin vs. North Carolina State^ (3-16-12)
23, Chase Tapley at San Diego (12-7-11)
23, Chase Tapley vs. UC Davis (11-12-11)

### TOP REBOUNDING PERFORMANCES

16, Jamaal Franklin vs. Colorado State* (2-25-12)
13, Jamaal Franklin at TCU* (3-3-12)
12, Jamaal Franklin at Boise State* (2-29-12)
11, Tim Shelton at Air Force* (2-18-12)
11, Jamaal Franklin vs. TCU* (2-4-12)
11, Jamaal Franklin at Wyoming* (1-24-12)
11, Garrett Green vs. Southern Utah (11-12-11)
11, Garrett Green vs. Bryant (11-11-11)
11, Chase Tapley vs. Bryant (11-11-11)
10, Jamaal Franklin vs. New Mexico' (3-10-12)
10, Garrett Green at Air Force* (2-18-12)
10, Jamaal Franklin vs. New Mexico* (2-15-12)
10, Jamaal Franklin at Colorado State* (1-28-12)
10, Jamaal Franklin vs. Air Force* (1-21-12)
10, Jamaal Franklin vs. No. 12/12 UNLV* (1-14-12)
10, Chase Tapley vs. Chicago State (1-10-12)
10, Jamaal Franklin vs. Redlands (12-30-11)
10, Garrett Green vs. No. 24/23 California (12-4-11)
10, Xavier Thames at UC Santa Barbara (11-26-11)

### TOP ASSIST PERFORMANCES

11, Xavier Thames at San Diego (12-7-11)
8, Xavier Thames at No. 14/16 UNLV* (2-11-12)
8, Xavier Thames at Bryant (11-11-11)
7, Xavier Thames vs. No. 24/23 California (12-4-11)

7, Xavier Thames vs. UC Davis (11-13-11)
7, Xavier Thames vs. Southern Utah (11-12-11)

### TOP 3-POINT FG PERFORMANCES

8, Chase Tapley at 11/12 Baylor (11-15-11)
5, Chase Tapley vs. New Mexico' (3-10-12)
5, James Rahon vs. UC Riverside (12-19-11)
4, Jamaal Franklin vs. North Carolina State^ (3-16-12)
4, Chase Tapley vs. Boise State' (3-8-12)
4, James Rahon vs. Colorado State* (2-25-12)
4, Chase Tapley at 14/16 UNLV* (2-11-12)
4, James Rahon vs. TCU* (2-4-12)
4, Jamaal Franklin vs. Redlands (12-30-11)
4, Jamaal Franklin vs. UC Davis (11-13-11)
4, Chase Tapley vs. UC Davis (11-13-11)

### TOP STEALS

#7, Chase Tapley vs. UC Davis (11-13-11)
6, Jamaal Franklin vs. Redlands (12-30-11)
5, Chase Tapley vs. Southern Utah (11-12-11)
# - Tied Viejas Arena record.

### GAMES MISSED

Xavier Thames	3
James Rahon	3
Jamaal Franklin	2
<b>TOTAL</b>	<b>8</b>

\* - Mountain West game  
' - Mountain West Championship game  
^ - NCAA Tournament game

# 2011-12 Statistics



THREE STRAIGHT NCAA APPEARANCES ► BACK-TO-BACK MOUNTAIN WEST REGULAR-SEASON CHAMPIONS

## Miscellaneous Statistics

### San Diego State's Record When...

Category	2011-12 Season	Fisher Era	SDSU Streak	Note
Home	17-2	157-50	Won 2	SDSU is 50-4 in its last 54 home games; Aztecs are 46-1 in last 47 home games vs. unranked teams
Away	7-4	71-93	Won 2	SDSU is 21-5 in its last 26 road games; Aztecs are 24-2 in last 26 road games vs. non-top 25 teams
Neutral	2-2	30-17	Lost 2	Aztecs have won 10 of the last 13 games on a neutral sites
Scoring First	10-4		Won 1	SDSU is 32-7 in its last 39 games in which it has scored first
Opponent Scores First	16-4		Lost 2	SDSU is 28-4 in its last 32 games in which the opponent has scored first
Leading at Half	16-1	192-40	Won 12	SDSU is 23-2 in its last 25 games when ahead at halftime. Last loss: vs. Creighton (11-30-11)
Trailing at Half	9-6	52-117	Lost 2	SDSU is 14-8 since the beginning of the 2010-11 season when trailing at halftime
Tied at Half	1-1	14-3	Lost 1	SDSU is 5-1 in last six games that have been tied at half
Leading with 5:00 Left	24-0		Won 70	SDSU is 58-0 in this category since the beginning of the 2010-11 campaign
Trailing with 5:00 Left	2-6		Lost 2	SDSU snapped a three-game losing streak in this category when it defeated Wyoming (2-22-12)
Tied with 5:00 Left	0-2		Lost 2	Creighton (11-30-11) and at Air Force (2-18-12) are games that were tied with 5 mins. to play
In Overtime	4-0	15-13	Won 5	SDSU is 14-1 in its last 15 overtime games. Last loss: at No. 15/23 New Mexico (2-6-10)
SDSU Outrebounds Opp.	21-3	187-65	Lost 1	SDSU is 44-5 in its last 49 games when outrebounding. Last loss: vs. New Mexico (3-10-12)
SDSU is Outrebounded	5-5	65-90	Lost 1	SDSU is 14-5 in its last 19 games when outrebounded. Last win vs. Boise State (3-8-12)
Opp. Commits More TOs	12-2	152-50	Lost 1	SDSU is 31-3 in its last 34 games when committing fewer turnovers
SDSU Commits More TOs	12-5	91-98	Lost 1	SDSU is 23-6 in its last 29 games when committing more turnovers
SDSU More FT Attempts	19-4	184-55	Won 5	SDSU is 39-5 in its last 44 games in the category. Last loss: at No. 14/16 UNLV (2-11-12)
Opp. More FT Attempts	7-4	65-102	Lost 2	SDSU is 18-6 in its last 24 games in this category
SDSU Shoots Better than Opp.	22-1	208-34	Won 5	SDSU is 60-1 in last 61 games when outshooting the opponent. Last loss: at No. 14/16 UNLV (2-11-12)
Opp. Shoots Better than SDSU	4-7	45-124	Lost 2	SDSU is 9-10 since the beginning of the 2010-11 season when the opponent has a higher FG pct.
SDSU Shoots 50% or Better	11-0	99-14	Won 28	SDSU has won 28 straight games when shooting 50 percent or better from the field
SDSU Shoots 40-50%	12-3	124-72	Won 4	SDSU is 28-4 in its last 32 games in this category. Last loss: at No. 14/16 UNLV (2-11-12)
SDSU Shoots 40% or Less	3-5	34-74	Lost 3	SDSU is 9-7 in last 16 games when shooting less than 40 percent. Last win: vs. Boise State (2-1-12)
Opp. Shoots 50% or Better	0-2	20-53	Lost 2	SDSU has allowed just two teams in the last 51 games to shoot 50 percent from the field
Opp. Shoots 40-50%	14-4	114-92	Won 5	Last loss: at No. 14/16 UNLV (2-11-12)
Opp. Shoots 40% or Less	12-2	124-15	Lost 1	SDSU is 35-2 in last 37 games when the opponent shoots less than 40 pct.
SDSU Bench Outscores Opp.	13-0	130-63	Won 13	SDSU is 32-3 in this category since the beginning of the 2010-11 season
Opp. Bench Outscores SDSU	12-7	123-89	Lost 2	SDSU is 27-7 in this category since the beginning of the 2010-11 season
SDSU Scores Less Than 60	4-2	22-53	Lost 2	SDSU is 8-3 in its last 11 games when scoring less than 60 points
SDSU Scores Between 60-69	6-5	71-68	Lost 1	SDSU is 17-7 in its last 24 games when scoring between 60-69 points
SDSU Scores Between 70-79	9-0	91-21	Won 32	The Aztecs have won 32 straight games when scoring between 70-79 points. Last loss: at BYU (1-24-09)
SDSU Scores Between 80-89	5-1	59-16	Won 4	SDSU is 11-2 in its last 13 games when scoring between 80-89 points
SDSU Scores Between 90-99	2-0	15-2	Won 8	The Aztecs have won eight straight games and are 15-2 under Steve Fisher in this category
SDSU Scores 100+		1-0	Won 24	The Aztecs have won 24 straight games when reaching triple digits
Opp. Scores Less Than 60	12-1	118-11	Won 2	SDSU is 45-1 in the category in last 46 games; Last loss: at Air Force (2-18-12)
Opp. Scores Between 60-69	8-2	83-38	Lost 1	SDSU is 15-2 in the category since the start of the 2010-11 season
Opp. Scores Between 70-79	5-4	52-58	Lost 2	SDSU is 9-6 in its last 15 games when allowing between 70-79 points
Opp. Scores Between 80-89	0-1	4-36	Lost 7	SDSU is 0-2 since the beginning of the 2010-11 season in this category.
Opp. Scores Between 90-99	1-0	1-14	Won 1	SDSU snapped a 24-game losing streak in the category by winning at TCU (3-3-12)
Opp. Scores 100+		0-3	Lost 9	
Wearing Black	7-3		Won 2	SDSU is 14-4 in its last 18 games in the black uniforms
Wearing Red	1-1		Lost 1	Aztecs are 7-1 in their last eight when wearing red uniforms since the start of the 2010-11 campaign
Wearing White	18-4		Lost 2	SDSU is 39-6 in white uniforms since the beginning of the 2010-11 season
On Monday	1-0		Won 4	Aztecs are 3-0 on Monday since the beginning of 2010-11
On Tuesday	2-1		Won 2	SDSU is 12-1 in its last 13 games played on Tuesday
On Wednesday	6-2		Won 2	SDSU is 14-3 in its last 17 games played on Wednesday
On Thursday	3-0		Won 3	Aztecs played just seven Thursday games since the start of the 2010-11 season
On Friday	4-1		Lost 1	SDSU is 11-1 in its last 12 games played on the day
On Saturday	8-4		Lost 1	SDSU is 22-5 in its last 27 games played on Saturday
On Sunday	2-0		Won 3	The Aztecs have played only three Sunday games since the beginning of the 2010-11 campaign
In November	7-2		Lost 1	SDSU is 13-2 in November since the beginning of the 2010-11 campaign
In December	5-0		Won 17	The Aztecs have won 17 straight games played in December. Last loss: at Arizona State (12-19-09)
In January	6-1		Lost 1	SDSU is 13-2 in last 15 January games
In February	5-3		Won 3	San Diego State's 19th consecutive winning month
In March	3-2		Lost 2	

# Departed Letterwinners



THREE STRAIGHT NCAA APPEARANCES ► BACK-TO-BACK MOUNTAIN WEST REGULAR-SEASON CHAMPIONS



## Garrett Green

**Jersey No. 5**  
**Forward, Ht. 6-11, Wt. 240**  
**High School: Taft (Woodland Hills, Calif.)**  
**Previous School: Louisiana State Univ.**  
**Birthdate: Jan. 26, 1989**  
**SDSU Letters (1): 2011-12**

An integral part of the 2011-12 Mountain West regular-season champions... Provided the Aztecs with much-needed height along the front line... Was the ultimate team player... An outstanding student.

### At San Diego State

Spent one season on Montezuma Mesa after earning his bachelor's degree from LSU... Played in all 34 games in 2011-12 and made 17 starts... Helped the Aztecs win their second straight MW regular-season title and earn their third consecutive NCAA Tournament berth... Produced seven double-figure scoring games and grabbed 10 or more rebounds four times.

### As A Senior (2011-12 Season)

One of three players to see action in all 34 games... Averaged 6.0 points and 4.6 rebounds in 19.3 minutes, while shooting 57.9 percent from the floor... Scored in double figures seven times and the Aztecs were 7-0 in those games... Grabbed 10 or more rebounds four times... Led the team in rebounding four times and in scoring once... Posted a double-double (14 points, game-high-tying 11 rebounds) and added a career-matching three assists vs. Bryant (11-11-11)... Grabbed a game-high 11 rebounds and blocked two shots vs. Southern Utah (11-12-11)... Went for eight points and five rebounds vs. USC (11-18-11)... Nearly had a double-double with eight points and seven rebounds vs. Long Beach State (11-19-11)... Scored 13 points and added nine rebounds at UC Santa Barbara (11-26-11)... Grabbed seven rebounds, marking the fourth straight outing with at least seven rebounds, vs. No. 17/22 Creighton (11-30-11)... Collected a game-high 10 rebounds vs. No. 24/23 California (12-4-11)... Dished a career-high three assists and added nine points vs. UC Riverside (12-19-11)... Scored 10 points and grabbed seven rebounds vs. Redlands (12-30-11)... Posted 14 points on a career-best 10-for-14 effort from the free-throw line against San Diego Christian (1-5-12)... Scored seven points against Air Force (1-21-12) and TCU (2-4-12)... Came off the bench and contributed five points and four

rebounds at No. 14/16 UNLV (2-11-12)... Had his most productive Mountain West game vs. New Mexico (2-15-12) with nine points and two blocks in 19 minutes off the bench... Started in place of the injured Jamaal Franklin and finished with five points and 10 rebounds in 18 minutes at Air Force (2-18-12) before suffering an ankle injury... In 20 minutes vs. Wyoming (2-22-12), he went 6-for-6 from the field en route to a season- and game-high 14 points... Started on Senior Night vs. Colorado State (2-25-12) and blocked a career-high three shots and added three points and three rebounds... Against Colorado State (3-9-12) in the Mountain West semifinals, he played 24 minutes and recorded 10 points (3-3 FGs) and four rebounds... Played 25 minutes against New Mexico (3-10-12) in the Mountain West finals and totaled eight points, nine rebounds and two blocked shots... Played 22 minutes vs. North Carolina State (3-16-12) in the second round of the NCAA Tournament.

### As A Junior at LSU (2010-11 Season)

Saw action in all 32 games and made five starts... One of seven Tigers to play in every game... Was one of nine players to earn at least one start... Averaged 6.3 points and 5.1 rebounds, marking the third straight season in which both numbers increased... Played 18.0 minutes per game... Scored in double figures nine times and had two double-digit rebounding efforts, which produced his first two career double-doubles... Had at least one rebound in 31 of 32 games, including the first 30 of the campaign... Ranked third on the team in rebounding, finishing three short of the team leader... His 5.1 rebounding average was the second-best among all Tigers... His 64 offensive rebounds was one short of the team lead... Was third on the team in blocked shots (12), third in field-goal percentage (.448) and fifth in steals (19)... Grabbed six rebounds in 11 minutes in the season opener vs. Northwestern State (11-12-10)... Had back-to-back eight-point efforts vs. Memphis (11-21-10) and Centenary (11-24-10)... Missed a double-double against Centenary after he finished with eight points and nine rebounds... Logged his first career dou-

ble-figure scoring and rebounding game vs. Wichita State (12-18-10) when he finished with 15 points and 13 rebounds... Connected on a then career-high eight free throws in the game vs. the Shockers... Scored 10 points and grabbed five boards in his next outing vs. North Texas (12-22-10)... First start of the campaign came vs. Southern (12-27-10)... Scored at least 10 points in a career-best four consecutive outings, starting with his 12-point performance at Virginia (1-2-11)... Exploded for a career-high 18 points on 9-of-11 shooting at Auburn (1-8-11)... In a personal-best 34 minutes, he went for 10 points and 10 rebounds vs. Arkansas (1-12-11)... Narrowly missed another double-double at Kentucky (1-15-11) when he posted 13 points and nine boards... Scored 12 points, after going 8-for-11 from the charity stripe, and grabbed nine rebounds vs. South Carolina (2-2-11)... Finished with 10 points, seven rebounds and a season-high two assists vs. Alabama (2-17-11)... Put up 12 points and eight boards at Mississippi State (2-23-11).

### As A Redshirt Sophomore at LSU (2009-10 Season)

Played in all 30 games, while earning the starting nod 11 times... One of seven Tigers to play in at least 30 games and one of six to start more than 10 games... His 11 starts were the sixth-most on the squad... Averaged 2.1 points and 2.5 rebounds in 10.7 minutes... His 10 blocked shots ranked fifth on the team... Grabbed 32 offensive rebounds, which was LSU's fourth-best total... Started the first three games of the season vs. Louisiana-Monroe (11-13-09), Indiana State (11-16-09) and Western Kentucky (11-17-09)... Scored in 21 games... Played 13 or more minutes in the first four games of the season and reached double figures in minutes played 17 times... Started midseason games vs. Rice (12-19-09) and at Xavier (12-29-09)... At Rice, he blocked a personal-best two shots... Top scoring game of the season came vs. McNeese State (1-4-10) when he scored seven points in nine minutes... Logged his first 20-plus minute game of the season at Florida (1-16-10) where he played 22 minutes; he finished with four points, four rebounds and a career-high three assists... Grabbed a season-high six rebounds at Mississippi State (1-30-10), vs. Kentucky (2-6-10) and at Vanderbilt (2-13-10)... In the game at Vanderbilt, he also added six points in a season-best 30 minutes... Scored six points in 13 minutes vs. Arkansas (2-24-10)... Ended the season with six straight starts at Vanderbilt, vs. Mississippi State (2-20-10), vs. Arkansas, at Auburn (2-27-10), at Ole Miss (3-4-10) and vs. Tennessee (3-

11-10) at the SEC Tournament.

### As A Sophomore at LSU (2008-09 Season)

Experienced lower back problems and eventually had surgery... Utilized his redshirt season.

### As A Freshman at LSU (2007-08 Season)

Played in 25 of the team's 31 games... Was one of eight Tigers to play at least 25 games and one of 10 to make at least one start... Made one start and it came at Ole Miss (1-12-08)... Averaged 1.6 points and 1.6 rebounds in 9.6 minutes... Logged 10 or more minutes 11 times... His first action came in the third game of the season vs. Oklahoma State (11-19-07) at the EA Sports Maui Invitational... He finished with one point, two rebounds, one assists and a season-high two blocked shots in 17 minutes... Went on to log two points and four rebounds in 14 minutes vs. Chaminade (11-20-07), and two points in seven minutes vs. Arizona State (11-21-07) to close out tournament action... Played a season-high 24 minutes at Texas A&M (1-5-08)... Snagged a season-high eight rebounds vs. Southern (11-30-07)... Played 11 or more minutes in three straight outings for the first time of his career against Northwestern State (12-15-07), at Wichita State (12-19-07) and Oregon State (12-22-07); he logged 11, 18 and 16 minutes, respectively... Top scoring effort occurred vs. Oregon State when he scored six points and hit his first career three-pointer... After a nine-minute effort vs. Washington, he posted 10 or more minutes in four consecutive games... Played 10 minutes at Tulane (1-2-08), a season-best 24 at Texas A&M (1-5-08), 12 vs. Mississippi State (1-9-08) and 13 at Ole Miss (1-12-08)... Played 17 minutes at Vanderbilt (1-19-08).

### High School

Attended Taft High in Woodland Hills, Calif., where he was a three-sport athlete in basketball, volleyball and track and field... Averaged 13 points and nine rebounds... Competed in the high jump for the state track and field championship team... Earned the president's award for grade-point average.

### Personal

Full name is Garrett Green... Born Jan. 26, 1989... Son of Ron and Deborah Green, and has one sister and two brothers... Earned his bachelor's degree from LSU in August of 2011... Worked toward his master's degree in educational leadership while at SDSU.

### ► Career Statistics

Year	G-GS	Min.-Avg.	FG-FGA	Pct.	3P-3PA	Pct.	FT-FTA	Pct.	OR	DR	Reb	Avg.	PF-D	AT	TO	BS	ST	Pts	Avg.
2007-08*	25-1	241-9.6	20-47	.426	2-5	.400	3-7	.429	17	23	40	1.6	41-1	3	11	5	1	45	1.8
2009-10*	30-11	320-10.7	27-80	.338	1-4	.250	8-27	.296	32	42	74	2.5	51-1	9	30	10	12	63	2.1
2010-11*	32-5	575-18.0	82-183	.448	5-19	.263	33-75	.440	64	98	162	5.1	80-3	12	38	12	19	202	6.3
2011-12	34-17	655-19.3	81-140	.579	1-4	.250	40-80	.500	50	106	156	4.6	49-0	19	35	16	10	203	6.0
<b>Totals</b>	<b>121-34</b>	<b>1791-14.8</b>	<b>210-450</b>	<b>.467</b>	<b>9-32</b>	<b>.281</b>	<b>84-189</b>	<b>.444</b>	<b>163</b>	<b>269</b>	<b>432</b>	<b>3.6</b>	<b>221-5</b>	<b>43</b>	<b>114</b>	<b>43</b>	<b>42</b>	<b>513</b>	<b>4.2</b>

\* at Louisiana State Univ.



# Departed Letterwinners

THREE STRAIGHT NCAA APPEARANCES ► BACK-TO-BACK MOUNTAIN WEST REGULAR-SEASON CHAMPIONS



## Tim Shelton

**Jersey No. 10**  
**Forward, Ht. 6-7, Wt. 240**  
**High School: Clovis West (Fresno, Calif.)**  
**Birthdate: July 19, 1989**  
**SDSU Letters (4): 2008-09, 2009-10, 2010-11, 2011-12**

One of the beloved student-athletes in school history... Knee injuries hampered his career... A part of the winningest period in SDSU history... A presence in the community... Wrote and performed hip-hop songs that were played during player introductions during his junior and senior seasons.

### At San Diego State

Played five seasons at SDSU... Saw action in 109 games and made 48 starts... Helped the Aztecs set the school record for wins twice (26 in 2009, 34 in 2011)... Guided SDSU to a pair of NIT appearances (2008, 2009) and three NCAA berths (2010, 2011, 2012)... Scored in double figures 16 times and grabbed 10 or more rebounds four times... Led the team in scoring three times, rebounding 14 times and assists seven times... Ranks third in school history after playing in 85 career victories.

### As A Senior (2011-12 Season)

*MW Rankings: 8th in offensive rebounding, 12th in rebounding*

Made 31 appearances, while making 30 starts, and averaged 5.2 points, 4.6 rebounds and 1.6 assists... Shot 48.5 percent from the floor and averaged 24.0 minutes... Scored in double figures four times and grabbed at least 10 rebounds once... Led the team in rebounding and assists four times apiece... Drew a team-high 31 charges... Drew six charges, scored six points, grabbed six rebounds and had three assists at No. 23/23 Arizona (11-23-11)... Scored a season-high eight points and grabbed four rebounds vs. No. rv/22 Creighton (11-30-11)... Finished with six rebounds and six points in a career-high 37 minutes vs. No. 24/23 California (12-4-11)... Missed three games in December (UC Riverside, Redlands, San Diego Christian) due to the coaching staff's decision to rest his knees... Started vs. No. 12 UNLV (1-14-12) and had six rebounds and a career-high four assists... Pulled down a game-high eight rebounds at New Mexico (1-18-12)... Had seven boards at Colorado State (1-28-12)... Pulled down a season- and game-high eight rebounds vs. Boise State (2-1-12)... Grabbed seven rebounds

at No. 14/16 UNLV (2-11-12)... Scored in double figures for the first time since March 31, 2009, with his 13 vs. New Mexico (2-15-12)... Scored a season-high 13 points and grabbed a season-best 11 rebounds at Air Force (2-18-12)... Went for 10 points, a team-high seven rebounds and a season-high two steals vs. Wyoming (2-22-12)... Finished with six points, seven rebounds and a season-high two blocks on Senior Night vs. Colorado State (2-25-12)... Made a career-high five free throws en route to 11 points at Boise State (2-29-12).

### As A Junior (2010-11 Season)

Played in 31 games... Averaged 1.6 points and 1.5 rebounds in 9.4 minutes... The coaching staff monitored his minutes for games and practices with his history of knee injuries... Played 10 or more minutes in 14 of his 31 outings... Had his best game of the season vs. Green Bay (11-20-10) with a season-best eight points, three rebounds and one assist in 15 minutes... Went 3-for-3 from the field en route to six points and grabbed three rebounds in 16 minutes off the bench vs. IUPUI (12-22-10)... Played a season-high-tying 20 minutes and contributed two points, two rebounds, a season-high two assists, a steal, and four charges drawn at Utah (1-8-11)... Tied his season high with two assists vs. Air Force (1-19-11)... Posted three points and three rebounds in just six minutes at No. 9 Brigham Young (1-26-11)... Knocked down his third straight three-point field-goal attempt vs. No. 8/8 BYU (3-12-11) in the MWC championship game and finished with three points and one rebound in five minutes... Saw action in the NCAA Tournament vs. Northern Colorado (3-17-11), vs. Temple (3-19-11) and No. 9/8 UConn (3-24-11).

### As A Sophomore (2009-10 Season)

Had his season cut short after having exploratory knee surgery on Feb. 3... Played in nine games and started twice, while averaging 12.9 minutes... Averaged 3.3 points and 2.0 rebounds... Did not play the first eight games of the season due to off-season microfracture knee surgery, his third major knee sur-

gery... Saw his first action of the season vs. CS Fullerton (12-9-09) and finished with three points and two assists... Enjoyed his best game of the year by recording a season-high eight points, four rebounds, three assists, one steal and one block in 26 minutes vs. New Mexico (1-5-10)... Started his first game of the season at Wyoming (1-9-10) and produced six points, on a career-high two three-pointers, and a career-best four assists... Missed vs. TCU (1-16-10), at Utah (1-19-10), vs. BYU (1-23-10), at Colorado State (1-30-10) and vs. Air Force (2-2-10) games due to a sore knee before having season-ending surgery.

### As A Redshirt Freshman (2008-09 Season)

*MWC Rankings: 2nd in offensive rebounds, 6th in field goal percentage, 15th in rebounding*

Earned a medical hardship waiver from the NCAA before the start of the 2008-09 season making him a redshirt freshman... Played in 34 games and made 13 starts... Averaged 7.9 points, while shooting 50.2 percent from the field, and 4.7 rebounds... Reached double figures in scoring nine times... Had his first three career double-doubles... Led the team in scoring three times, in rebounding on nine different occasions and in assists once... Started his second season-opening game of his career as a freshman vs. UCSD... Was the 11th freshman to do so under Fisher... He started vs. Liberty as a true freshman in 2007-08... Grabbed a season-high seven rebounds vs. Western Carolina (11-28-08)... Had a perfect shooting night at Northern Colorado (12-3-08) after going 6-for-6 from the field, 2-2 from three-point distance and 3-for-3 from the free throw line en route to a career-best 17 points... Scored 12 points vs. San Diego (12-6-08)... At Arizona (12-10-08), he contributed a team-high 13 points, eight rebounds and a personal-best two blocked shots... Had his first career double-double with a career-high tying 17 points and a personal-best 10 rebounds vs. Saint Mary's (12-13-08)... Dished a career-high four assists and contributed a team-best seven rebounds vs. CS Northridge (12-22-08)... Grabbed a career-best 11 rebounds and had three blocks, while adding eight points at Air Force (1-3-09)... Scored 11 points at BYU (1-24-09)... Recorded 11 points and five rebounds vs. Wyoming (2-14-09)... Scored 13 points vs. BYU (2-24-09)... Tallied a team-high 14 points and grabbed five rebounds vs. Colorado State (3-4-09)... Collected a career-high 12 rebounds vs. UNLV (3-7-09)... Recorded 10 points at UNLV in the MWC quarter-

finals (3-12-09)... Tallied 10 points and seven rebounds vs. Baylor (3-31-09) in the semifinals of the NIT.

### As A Freshman (2007-08 Season)

Played in four games, making three starts before he underwent left knee surgery on Nov. 20... Was announced by Steve Fisher as out for the season prior to the LMU game (11-28-07)... Finished the season as one of four Aztecs to average double figures in points (10.0)... Ranked second on the team in field goal percentage (.552) and fourth in rebounding average (4.8) despite his injury... Scored in double figures twice in his four games played... Joined D.J. Gay as the fifth and sixth Aztec freshmen and the 10th and 11th overall to start a season opener under Fisher... Began his Aztec career with nine points and four rebounds vs. Liberty (11-9-07)... Scored a career-high 12 points and added five rebounds and two steals vs. Portland (11-10-07)... Grabbed a personal-best eight rebounds and four assists, while scoring 11 points at Fresno State (11-11-07)... Missed the UCSD game (11-17-07) due to a sore knee... Returned to the lineup after missing one game and had eight points at USD (11-19-07)... Sat out the Cal game (11-24-07) due to knee surgery.

### High School

Underwent knee surgery and played in four games his senior season... As a junior, he led his team to a 30-3 overall record, including a perfect 10-0 mark in the Tri-River Athletic Conference (TRAC), and an appearance in the CIF Division I finals where they fell just three points shy of the state title... Was the 2005-06 TRAC co-MVP... Guided Clovis West to a 2006 final national ranking of No. 17 by *MaxPreps.com*, No. 18 in the *USA Today* Super 25 poll and No. 21 by *SI.com*... At a regional level, Clovis West finished No. 4 in the *USA Today* Regional poll and was rated the fourth-best prep team in California according to *MaxPreps.com*... Was a McDonald's All-American nominee... Helped Clovis West to the CIF Championship in 2004-05... *CalHiSports.Rivals.com* listed him as one of the best players in California... Considered Cal Poly, Fresno State, Mississippi State and Wake Forest before choosing SDSU.

### Personal

Full name is Timothy Edward Shelton... Born July 19, 1989, in Bakersfield, Calif... Son of Cathy and Lonnie Shelton... Graduated in Spring 2011 with a bachelor's degree in history... Worked toward his master's degree in educational leadership at SDSU.

### ► Career Statistics

Year	G-GS	Min.-Avg.	FG-FGA	Pct.	3P-3PA	Pct.	FT-FTA	Pct.	OR	DR	Reb	Avg.	PF-D	AT	TO	BS	ST	Pts	Avg.
2007-08	4-3	113-28.3	16-29	.552	1-3	.333	7-9	.778	7	12	19	4.8	9-0	6	6	2	5	40	10.0
2008-09	34-13	780-22.9	105-209	.502	8-25	.320	49-87	.563	73	88	161	4.7	75-3	43	32	11	21	267	7.9
2009-10	9-2	116-12.9	9-26	.346	4-9	.444	8-18	.444	10	8	18	2.0	16-1	13	8	1	1	30	3.3
2010-11	31-0	292-9.4	21-56	.375	4-17	.235	5-11	.455	13	34	47	1.5	34-0	12	9	1	6	51	1.6
2011-12	31-30	745-24.0	65-134	.485	1-8	.125	29-46	.630	57	87	144	4.6	75-5	50	30	8	17	160	5.2
<b>Totals</b>	<b>109-48</b>	<b>2046-18.8</b>	<b>216-454</b>	<b>.476</b>	<b>18-62</b>	<b>.290</b>	<b>98-171</b>	<b>.573</b>	<b>160</b>	<b>229</b>	<b>389</b>	<b>3.6</b>	<b>209-9</b>	<b>124</b>	<b>85</b>	<b>23</b>	<b>50</b>	<b>548</b>	<b>5.0</b>

# Departed Letterwinners



THREE STRAIGHT NCAA APPEARANCES ► BACK-TO-BACK MOUNTAIN WEST REGULAR-SEASON CHAMPIONS

DEPARTED LETTERWINNERS ◀ REVIEW



## Alec Williams

**Jersey No. 0**  
**Forward, Ht. 6-7, Wt. 245**  
**High School: JSerra Catholic (San Juan Capistrano, Calif.)**  
**Birthdate: Dec. 1, 1991**  
**SDSU Letters (3): 2009-10, 2010-11, 2011-12**

An important member of three NCAA Tournament teams... Was a part of a talented forward group... A versatile forward, who could play on the block or on the perimeter.

### At San Diego State

Played in 43 games and started four times... Averaged 3.0 points and 1.7 rebounds in 8.4 minutes... Finished as an 80.0 percent free-throw shooter... Helped the Aztecs reach the NCAA Tournament three consecutive years... Was a member the 2010 squad that won the Mountain West tournament... Helped the Aztecs to the 2011 Mountain West regular-season and tournament championships... Guided SDSU to the Mountain West regular-season title... Was a member of the record-setting 34-3 team in 2011 that reached the Sweet 16 of the NCAA Tournament... Scored in double figures four times, three of which occurred last season.

### As A Junior (2011-12 Season)

Enjoyed career highs across the board, including scoring average (4.0), rebounding average (2.1), assists (4), blocks (2), steals (4), field goals (30), field-goal attempts (67), three-point field goals (5), three-point field goals attempted (18), free throws (19), free-throws attempted (24), field-goal percentage (.448), minutes (10.8), games played (21) and games started (4)... Finished the season by making 15 straight free-throws and completed the year by making 19 of 24... Scored in double figures three times... Led the team in rebounding once... Was one of eight Aztecs to earn a starting assignment... Was one of nine players to average double-figure minutes... Started his first career game vs. Bryant (11-11-11) and contributed seven points and four rebounds in a career-high 22 minutes... Matched his season high with four rebounds vs. UC Davis (11-13-11)... Scored two points and grabbed a rebound in three minutes at No. 23/23 Arizona (11-23-11)... Scored four points, which equaled his previous four outings, on 2-of-4 shooting in 15 minutes at San Diego (12-7-11)... Had one of his best games of the season vs. UC Riverside (12-19-11) as he finished with a season-high nine points and four

rebounds. His four field goals, one three-point field goal, two assists and one blocked shot, meanwhile, were career highs... Produced his first double-figure scoring game of the season vs. Elon (12-22-11) as he finished with 10 points on 4-of-4 shooting in 14 minutes. He also picked up his first career steal... Equaled his season high with 10 points on a career-best 7-for-7 from the free-throw line and grabbed a then-career-high seven rebounds in a starting role vs. Redlands (12-30-11)... Scored in double figures for a third straight game with 10 points and added a career-high eight rebounds vs. San Diego Christian (1-5-12)... Contributed eight points off the bench behind a career-high four field goals vs. Chicago State (1-10-12)... Played a solid eight minutes off the bench and scored six points, including a 4-for-4 effort from the free-throw line vs. Boise State (2-1-12)... Recorded four points, two rebounds and a career-high one steal at Air Force (2-18-12).

### As A Sophomore (2010-11 Season)

Played in 10 games and averaged a career-high 2.1 points and 1.4 rebounds... Shot 80.0 percent from the free-throw line... Equaled his career high with one blocked shot in the game vs. Occidental College... Saw first game action of the season vs. San Diego Christian (11-26-10) and finished with two points and four rebounds... Played during the second half in the win at California (12-8-10)... Saw action vs. San Diego (12-11-10) and played four minutes... Hit his first three-pointer of the season and finished with three points and one rebound in three minutes vs. San Francisco (12-21-10) at the Las Vegas Holiday Hoops Classic... In his first extended minutes of the season (14) vs. Occidental (12-31-10), he responded with season-high figures in points (9), rebounds (4) and blocks (1)... Picked up a season-high four rebounds and scored three points in seven minutes vs. Wyoming (1-29-11)... Hit his only field-goal attempt at Wyoming (3-1-11) and finished with two points.

### As A Freshman (2009-10 Season)

Played in 12 games... Averaged 1.9 points and 1.2 rebounds... Shot 83.3 percent from the free-throw line... Scored a

career-high 11 points vs. Pomona-Pitzer (12-31-09)... Had six points and a career-high seven rebounds vs. UCSD (11-14-09)... Had three turnovers in 87 minutes... Grabbed three rebounds vs. Wyoming (2-10-10)... Had three points and one blocked shot at Air Force (3-6-10).

### High School

Finished his senior season at JSerra High Catholic by averaging 21.3 points... Ranked 88th in California in scoring, according to *MaxPreps.com*... JSerra reached the CIF-SS Div. IV-AA playoffs and advanced to the second round... As a junior, he earned all-Trinity League second-team honors after he averaged 14.4 points... Guided the Lions to a 19-9 record and was an Orange Holiday Classic all-tournament team selection... Prior to JSerra, Williams played at Aliso Niguel High School.

### Personal

Full name is Alec Arthur Williams... Born Dec. 1, 1991, in Laguna Hills, Calif... Son of Tracey Powell-Williams and Joel Williams... Studied social science at San Diego State.

### ► Career Statistics

Year	G-GS	Min.-Avg.	FG-FGA	Pct.	3P-3PA	Pct.	FT-FTA	Pct.	OR	DR	Reb	Avg.	PF-D	AT	TO	BS	ST	Pts	Avg.
2009-10	12-0	87-7.3	8-18	.444	2-5	.400	5-6	.833	2	12	14	1.2	15-0	3	3	1	0	23	1.9
2010-11	10-0	49-4.9	8-21	.381	1-5	.200	4-5	.800	6	8	14	1.4	5-0	0	1	1	0	21	2.1
2011-12	21-4	226-10.8	30-67	.448	5-18	.278	19-24	.792	11	34	45	2.1	38-1	4	22	2	4	84	4.0
<b>Totals</b>	<b>43-4</b>	<b>362-8.4</b>	<b>46-106</b>	<b>.434</b>	<b>8-28</b>	<b>.286</b>	<b>28-35</b>	<b>.800</b>	<b>19</b>	<b>54</b>	<b>73</b>	<b>1.7</b>	<b>58-1</b>	<b>7</b>	<b>26</b>	<b>4</b>	<b>4</b>	<b>128</b>	<b>3.0</b>

AZTEC BASKETBALL MEDIA GUIDE

# 2011-12 Recaps

THREE STRAIGHT NCAA APPEARANCES ► BACK-TO-BACK MOUNTAIN WEST REGULAR-SEASON CHAMPIONS



## Game 1

rv/- San Diego State 75  
Bryant 63

Nov. 11, 2011 ♦ San Diego, Calif.  
Viejas Arena ♦ Att.: 11,734

SAN DIEGO - On a night where San Diego State unveiled its 2011 Mountain West regular-season championship banner, its 2011 MWC tournament title banner and its NCAA Sweet 16 appearance banner, the Aztecs ultimately treated 11,734 fans to a 75-63 season-opening victory over Bryant at the Basketball Travelers Classic inside Viejas Arena.

The Aztecs dressed just seven scholarship players as projected starters Jamaal Franklin and James Rahon were out due to a team suspension and foot injury, respectively. With all the emotion surrounding the banners and the short bench, SDSU started the game sluggishly.

The contest was tied at 4-4 with just under two minutes having gone by. The Bulldogs, however, caught fire and stymied the Aztecs to lead, 22-15, with 6:32 remaining in the half. A 13-5 run to end the frame got San Diego State back into the game and it carried a 28-27 lead into the locker room.

The Aztecs continued their surge as play resumed and promptly went on a 15-7 run to go up 43-35. All told, SDSU used a 28-12 spurt to take control of the game.

San Diego State's offensive attack was grounded momentarily when Frankie Dobbs hit back-to-back three-pointers to bring the Bulldogs to within four. SDSU, however, went on another 13-5 run to move ahead by 12 and Bryant failed to get any closer than eight points the rest of the way.

The Aztecs received three stellar efforts, including double-doubles by Garrett Green and Chase Tapley. Green finished with 14 points and 11 rebounds, while Tapley racked up a game-high 20 points, a career-high 11 rebounds, six assists and three steals. Xavier Thames added a career-high 16 points, four rebounds and eight assists. Tapley and Thames combined for 14 assists and two turnovers.

BU	MP	FG	3FG	FT	R	F	A	TO	B	S	TP
Kondratyev	*19	2-8	1-3	0-0	4	1	0	2	1	0	5
Francis	*38	9-18	1-4	1-2	5	2	0	3	0	2	20
McMath	*16	2-5	0-1	0-0	3	4	1	1	0	1	4
Maynard	*37	2-9	0-5	2-2	1	2	5	1	0	0	6
Dobbs	*39	6-12	5-10	0-0	4	2	4	2	0	1	17
Robinson	6	0-1	0-0	0-0	0	2	0	0	0	0	0
Calandrillo	5	0-0	0-0	0-0	1	2	1	0	0	0	0
Jordan	29	3-9	3-5	0-0	5	5	4	1	0	0	9
Altit	11	1-5	0-2	0-0	3	1	0	0	0	1	2
Team					6						
<b>Totals</b>	<b>200</b>	<b>25-67</b>	<b>10-30</b>	<b>3-4</b>	<b>32</b>	<b>21</b>	<b>15</b>	<b>10</b>	<b>1</b>	<b>5</b>	<b>63</b>

SDSU	MP	FG	3FG	FT	R	F	A	TO	B	S	TP
Williams	*22	3-6	1-3	0-0	4	2	0	2	0	0	7
Shelton	*24	2-6	0-1	0-0	7	1	1	1	1	0	4
Green	*30	7-10	0-0	0-2	11	2	3	1	1	1	14
Thames	*38	6-10	1-3	3-6	4	0	8	1	0	1	16
Tapley	*38	7-15	0-3	6-6	11	0	6	1	0	3	20
Franklin, L.	23	2-4	0-2	1-3	2	2	1	4	1	0	5
Stephens	25	4-7	0-0	1-8	6	2	0	1	0	1	9
Team					0						
<b>Totals</b>	<b>200</b>	<b>31-58</b>	<b>2-12</b>	<b>11-25</b>	<b>45</b>	<b>9</b>	<b>19</b>	<b>11</b>	<b>3</b>	<b>6</b>	<b>75</b>

Halftime: San Diego State 28, Bryant 27. FG%: San Diego State 53.4, Bryant 37.3. 3FG%: Bryant 33.3, San Diego State 16.7. FT%: Bryant 75.0, San Diego State 44.0. Officials: Scott Thornley, Eric Curry, Brad Ferrie. Technicals: None.



## Game 2

rv/- San Diego State 70  
Southern Utah 37

Nov. 12, 2011 ♦ San Diego, Calif.  
Viejas Arena ♦ Att.: 11,765

SAN DIEGO - Chase Tapley led a group of four Aztecs who scored in double figures as San Diego State built a huge first-half lead en route to a 70-37 rout of Southern Utah in front of 11,765 fans at Viejas Arena at the Basketball Travelers Classic.

Southern Utah scored the first basket of the game and San Diego State took over from there going on a 15-0 run to take a commanding 15-2 lead. The run was halted briefly by a Ray Jones, Jr., free throw with 9:40 remaining in the first half. The Aztecs ultimately took a 20-3 lead less than a minute later.

Two straight baskets by Southern Utah cut the deficit to 13 with eight minutes to go in the frame, but that was as close as the Thunderbirds would get as San Diego State dominated the rest of the first half to take a 41-15 lead at halftime.

Southern Utah scored the first two baskets of the second half, but the Aztecs responded with an 11-2 run to increase their lead to 35. The Thunderbirds managed to get the score to 55-26 as a result of a 7-2 run, but San Diego State answered right back with an 11-3 spurt to extend its lead to a game-high 37 points before earning the 33-point decision.


Tapley led all scorers with 16 points, while Jamaal Franklin scored 13. LaBradford Franklin and DeShawn Stephens, meanwhile, scored 12 and 11 points, respectively.

Jones, Jr., led Southern Utah with nine points and Wade Collie led the team with five rebounds.

SUU	MP	FG	3FG	FT	R	F	A	TO	B	S	TP
Taylor	*28	2-6	0-0	0-1	2	1	0	7	1	0	4
Stevenett	*21	1-4	0-0	0-0	1	5	0	5	0	0	2
Massey	*14	1-2	0-0	2-2	3	0	0	1	0	0	4
Heuir	*12	0-1	0-0	0-0	0	2	1	1	0	0	0
Jones, Jr.	*32	2-5	0-3	5-6	2	4	2	2	0	1	9
Cameron	16	2-6	1-4	0-0	2	1	1	0	0	1	5
Nsenki	9	1-1	0-0	0-0	0	0	1	1	0	0	2
Gardner	11	1-4	0-2	0-0	2	0	0	1	0	0	2
Johnson	8	1-1	0-0	0-1	1	5	1	1	0	1	2
Collie	14	0-4	0-1	0-0	5	1	1	2	0	0	0
Koehler	6	0-0	0-0	0-0	1	0	0	0	0	0	0
Jeffery	15	0-2	0-0	0-0	1	2	0	1	0	2	0
Scott	7	1-3	0-0	0-0	2	0	0	3	0	0	2
Hanks	7	1-4	0-0	3-4	2	1	0	1	1	0	5
Team					1						
<b>Totals</b>	<b>200</b>	<b>13-43</b>	<b>1-10</b>	<b>10-14</b>	<b>25</b>	<b>22</b>	<b>7</b>	<b>26</b>	<b>2</b>	<b>5</b>	<b>37</b>

SDSU	MP	FG	3FG	FT	R	F	A	TO	B	S	TP
Williams	*19	1-3	0-0	0-1	3	5	0	2	0	0	2
Shelton	*13	1-2	0-0	0-0	0	2	2	0	2	0	2
Green	*27	3-4	0-0	3-5	11	4	0	5	0	2	9
Thames	*30	2-6	0-1	1-2	4	2	7	3	0	1	5
Tapley	*24	5-9	3-5	3-6	2	1	4	1	0	5	16
Franklin, L.	24	5-9	1-3	1-1	4	1	1	4	0	0	12
Franklin, J.	27	6-12	1-3	0-2	3	2	1	1	0	2	13
Stephens	31	5-9	0-0	1-3	9	3	1	2	1	0	11
Castleberry	5	0-1	0-1	0-0	0	0	0	0	0	0	0
Team					5						
<b>Totals</b>	<b>200</b>	<b>28-55</b>	<b>5-13</b>	<b>9-20</b>	<b>41</b>	<b>20</b>	<b>16</b>	<b>20</b>	<b>1</b>	<b>12</b>	<b>70</b>

Halftime: San Diego State 41, Southern Utah 15. FG%: San Diego State 50.9, Southern Utah 30.2. 3FG%: San Diego State 38.5, Southern Utah 10.0. FT%: Southern Utah 71.4, San Diego State 45.0. Officials: David Hall, Eric Curry, Kelly C. Ely. Technicals: None.



## Game 3

rv/- San Diego State 89  
UC Davis 74

Nov. 13, 2011 ♦ San Diego, Calif.  
Viejas Arena ♦ Att.: 11,792

SAN DIEGO - San Diego State wrapped up its home tournament, the Basketball Travelers Classic, with its third consecutive double-figure victory, this time an 89-74 victory over UC Davis.

Chase Tapley continued his outstanding play by scoring 23 points and adding a career-high seven steals. As good as Tapley's performance was, Jamaal Franklin's was equally impressive. The sophomore came off the bench to score a career-high 31 points on 10-of-17 shooting, including a 4-for-7 performance from beyond the arc and a 7-for-7 effort from the charity stripe.

The Aggies scored the first four points of the game and it was all Aztecs after that. Franklin fueled an 11-3 scoring run, which included back-to-back threes, to give SDSU a 15-9 lead with 12:25 left in the first half.

San Diego State would end the period by outscoring UC Davis by 13 points, which gave the Aztecs a healthy 48-29 lead at halftime.

SDSU held the Aggies in check for the first five-plus minutes of the second half before Franklin caught fire and scored five straight points. Franklin's points led to the Aztecs' 18-4 run and a 24-point lead.

UC Davis, however, slowly chipped away at its deficit and suddenly San Diego State's lead was down to 12 points after a Ryan Sypkens three-point-er with 3:34 left in regulation.

Franklin nailed a jumper and Xavier Thames added a free throw to thwart the comeback as the Aztecs emerged with the 15-point victory.

At the end of the game, Tapley was named most valuable player and to the all-tournament team. Thames joined Tapley on the all-tournament squad along with UC Davis' Josh Ritchart, Bryant's Alex Francis and Southern Utah's Ray Jones, Jr.

UCD	MP	FG	3FG	FT	R	F	A	TO	B	S	TP
Ritchart	*30	5-11	3-9	0-0	6	4	1	2	0	0	13
Tiffin	*20	2-3	0-0	0-0	4	5	1	2	0	0	4
Corbin	*31	2-8	0-1	0-0	3	2	7	5	0	3	4
Howley	*28	6-10	3-6	0-0	4	1	3	2	0	0	15
Sypkens	38	7-16	5-12	0-0	6	1	4	1	0	0	19
Mancasola	9	0-1	0-1	0-0	0	1	0	1	0	0	0
Adenrele	16	3-4	0-0	0-3	4	3	0	1	1	0	6
Les	15	3-6	2-5	0-0	0	4	1	1	0	1	8
Malik	13	2-4	1-3	0-0	1	2	0	1	0	1	5
Team					3						
<b>Totals</b>	<b>200</b>	<b>30-63</b>	<b>14-37</b>	<b>0-3</b>	<b>31</b>	<b>23</b>	<b>17</b>	<b>16</b>	<b>1</b>	<b>5</b>	<b>74</b>

SDSU	MP	FG	3FG	FT	R	F	A	TO	B	S	TP
Williams	*14	1-7	1-2	1-2	4	0	0	1	0	0	4
Green	*26	3-7	0-1	0-2	5	0	0	0	1	0	6
Shelton	*20	0-1	0-0	0-0	2	1	3	0	0	0	0
Thames	*32	3-5	0-1	1-4	3	2	7	1	0	1	7
Tapley	*33	7-11	4-6	5-6	2	2	1	2	0	7	23
Franklin, L.	19	2-4	1-2	8-8	3	1	5	1	0	0	13
Franklin, J.	27	10-17	4-7	7-7	6	1	0	4	1	3	31
Stephens	29	2-4	0-0	1-2	6	2	0	0	0	0	5
Team					2						
<b>Totals</b>	<b>200</b>	<b>28-56</b>	<b>10-19</b>	<b>23-31</b>	<b>33</b>	<b>9</b>	<b>16</b>	<b>10</b>	<b>2</b>	<b>11</b>	<b>89</b>

Halftime: San Diego State 48, UC Davis 74. FG%: San Diego State 50.0, UC Davis 47.6. 3FG%: San Diego State 52.6, UC Davis 37.8. FT%: San Diego State 74.2, UC Davis 00.0. Officials: David Hall, Scott Thornley, Brad Ferrie. Technicals: None.

REVIEW ► 2011-12 RECAPS AZTEC BASKETBALL MEDIA GUIDE

# 2011-12 Recaps

THREE STRAIGHT NCAA APPEARANCES ► BACK-TO-BACK MOUNTAIN WEST REGULAR-SEASON CHAMPIONS



2011-12 RECAPS ◀ REVIEW



## Game 4

#11/12 Baylor 77  
rv/- San Diego State 67  
Nov. 15, 2011 ♦ Waco, Texas  
Ferrell Center ♦ Att.: 6,941

WACO, Texas - San Diego State, playing its fourth game in five days, had its rally come up short in falling to No. 11/12 Baylor, 77-67, at Ferrell Center. The mid-afternoon game was a part of ESPN's College Hoops Tip-Off Marathon.

The Aztecs received a game- and career-high 28 points from Chase Tapley, who made 10-of-17 shots, including 8-of-10 from three-point distance. The eight three-point field goals were a career high, one off the school record and equaled the Steve Fisher-era record.

The game was the first of the season for James Rahon, who missed the first three games of the campaign due to an injured left foot. The junior scored 10 points and added a career-high seven rebounds. Also scoring in double figures for SDSU was Jamaal Franklin (11 points) and Xavier Thames (10 points).

SDSU led by five midway through the first half thanks to eight unanswered points. Minutes later, Tapley hit a three to give the Aztecs a 23-21 lead, but an 11-1 Bear run put the home side up by eight with 1:42 left in the half.

Just when the game could have got out of hand, Tapley hit a three and Thames added two free throws to help SDSU pull to within two, 32-30, at halftime.

Tapley tied the game with the first bucket of the second half, but Baylor used a fullcourt press, which rattled the Aztecs.

San Diego State trailed, 36-34, with 15:45 to play and in just 2 minutes, 23 seconds, Baylor enjoyed a 10-point cushion. The Bears' lead eventually swelled to 16 with 9:20 left in regulation.

SDSU used a 9-2 run, with the final seven coming from Franklin, to trim the deficit to seven with 93 seconds left in the game. The Bears, however, went on to score seven straight points to put the game out of reach and improve to 3-0.

SDSU	MP	FG	3FG	FT	R	F	A	TO	B	S	TP
Green	*15	0-2	0-0	0-0	2	3	0	3	0	2	0
Shelton	*28	1-7	0-1	2-2	3	5	1	0	0	2	4
Thames	*32	2-8	0-3	6-7	4	2	4	5	0	2	10
Rahon	*29	4-9	0-4	2-2	7	1	0	4	0	0	10
Tapley	*36	10-17	8-10	0-0	4	2	0	1	1	4	28
Williams	9	0-1	0-1	2-4	2	3	0	3	1	0	2
Franklin, L.	12	1-2	0-0	0-0	1	1	3	1	0	0	2
Franklin, J.	21	3-12	0-5	5-5	3	1	0	2	0	0	11
Stephens	18	0-1	0-0	0-0	1	4	0	2	0	0	0
Team					6						
<b>Totals</b>	<b>200</b>	<b>21-59</b>	<b>8-24</b>	<b>17-20</b>	<b>33</b>	<b>22</b>	<b>8</b>	<b>21</b>	<b>2</b>	<b>10</b>	<b>67</b>

Baylor	MP	FG	3FG	FT	R	F	A	TO	B	S	TP
Acy	*34	3-5	0-0	7-8	9	1	2	4	2	1	13
Miller	*25	7-12	1-2	5-6	6	3	1	3	0	1	20
Jones	*35	4-9	2-2	1-1	4	2	0	1	1	2	11
Heslip	*27	5-10	4-8	2-2	4	2	0	2	0	1	16
Walton	*22	1-3	0-1	1-3	3	4	4	3	0	2	3
Ellis	4	0-0	0-0	0-0	0	1	0	2	0	1	0
Bello	8	2-3	1-1	0-0	1	2	1	0	0	0	5
Jefferson	20	0-3	0-0	2-2	5	2	1	2	2	0	2
Team					0						
<b>Totals</b>	<b>200</b>	<b>24-52</b>	<b>9-17</b>	<b>20-24</b>	<b>36</b>	<b>21</b>	<b>18</b>	<b>21</b>	<b>5</b>	<b>10</b>	<b>77</b>

Halftime: Baylor 32, San Diego State 30. FG%: Baylor 46.2, San Diego State 35.6. 3FG%: Baylor 52.9, San Diego State 33.3. FT%: San Diego State 85.0, Baylor 83.3. Officials: John Higgins, Gerry Pollard, Kipp Kissinger. Technicals: None.



## Game 5

rv/- San Diego State 56  
USC 54  
Nov. 17, 2011 ♦ San Diego, Calif.  
Viejas Arena ♦ Att.: 12,414

SAN DIEGO - Xavier Thames went the length of the floor and scored the game-winning lay-up with 1.8 seconds remaining in the game to lift San Diego State past USC, 56-54, in front of a sold-out Viejas Arena crowd.

The victory was just the second over the Trojans in 12 tries and snapped a five-game losing streak vs. USC. It was SDSU's first win in the series since Dec. 9, 1989.

Holding a 54-45 lead with 2:46 left in regulation, the Aztecs looked as if they were going to cruise to the win. The Trojans, however, received back-to-back three-pointers from Garrett Jackson to bring USC to within three with 97 seconds left.

After two empty San Diego State possessions, the Trojans came out of a timeout and promptly received a banked-in three-pointer from Maurice Jones to knot the score.

Then with seven seconds remaining, Thames took the ball the length of the court, with the help of a Tim Shelton screen, and connected on the game-winning shot.

SDSU trailed, 25-21, at halftime and took the lead with 11:44 left in the game when Chase Tapley knocked down a three. The Aztecs, who trailed by as many as six, never trailed the rest of the way en route to their sixth straight win over the Pac-12 Conference.


Jamaal Franklin led San Diego State with 14 points and Thames finished with 12 of his own. DeShawn Stephens, meanwhile, grabbed a game-high nine rebounds. As a team, led by Franklin's 5-for-5 effort from the free-throw line, the Aztecs made 13 of their 14 free-throw attempts.

Jones led all scorers with 15 points and was one of four Trojans in double figures. Jackson added 13 points, Aaron Fuller chipped in 12 and a team-high seven rebounds, and Dewayne Dedmon contributed 10.

USC	MP	FG	3FG	FT	R	F	A	TO	B	S	TP
Dedmon	*25	4-7	0-0	2-4	2	2	0	2	0	0	10
Fuller	*26	6-10	0-0	0-0	7	4	2	1	1	1	12
Jones	*39	6-13	3-4	0-0	3	0	2	5	0	5	15
Strangis	*24	0-1	0-1	0-0	1	3	2	0	0	0	0
Wesley	*31	1-4	0-1	0-0	2	1	2	2	1	0	2
Moore	24	0-4	0-0	0-0	2	1	3	0	1	0	0
Blasczyk	13	1-2	0-0	0-0	3	0	0	0	1	1	2
Jackson	18	4-9	2-4	3-4	2	1	1	0	1	0	13
Team					4						
<b>Totals</b>	<b>200</b>	<b>22-50</b>	<b>5-10</b>	<b>5-8</b>	<b>26</b>	<b>12</b>	<b>12</b>	<b>11</b>	<b>4</b>	<b>8</b>	<b>54</b>

SDSU	MP	FG	3FG	FT	R	F	A	TO	B	S	TP
Green	*22	3-6	0-0	2-2	5	0	0	2	0	0	8
Shelton	*36	2-4	0-0	1-1	6	2	2	1	0	1	5
Thames	*36	5-9	0-1	2-2	2	1	4	2	1	0	12
Rahon	*30	1-10	1-7	3-4	3	0	1	3	0	1	6
Tapley	*34	2-7	1-5	0-0	5	1	1	2	0	1	5
Franklin, L.	3	0-0	0-0	0-0	0	0	0	0	0	0	0
Franklin, J.	20	4-9	1-4	5-5	4	1	1	3	1	0	14
Stephens	19	3-6	0-0	0-0	9	2	1	1	2	1	6
Team					2						
<b>Totals</b>	<b>200</b>	<b>20-51</b>	<b>3-17</b>	<b>13-14</b>	<b>36</b>	<b>7</b>	<b>10</b>	<b>14</b>	<b>4</b>	<b>4</b>	<b>56</b>

Halftime: USC 25, San Diego State 21. FG%: USC 44.0, San Diego State 39.2. 3FG%: USC 50.0, San Diego State 17.6. FT%: San Diego State 92.9, USC 62.5. Officials: Mike Littlewood, Mike Reed, Mike Scyphers. Technicals: None.



## Game 6

rv/- San Diego State 77  
rv/rv Long Beach State 73 (ot)  
Nov. 19, 2011 ♦ San Diego, Calif.  
Viejas Arena ♦ Att.: 12,094

SAN DIEGO - San Diego State rallied from a half-time deficit, but could not hold off Long Beach State as the 49ers forced overtime in the final seconds of the second half. The Aztecs, however, responded in overtime to defeat upstart LBSU, 77-73.

The Aztecs were led by Jamaal Franklin's 21 points and nine rebounds off the bench and James Rahon's 20-point effort. Xavier Thames, meanwhile, added 12 points.

Long Beach State, which was coming off a road win at No. 9 Pittsburgh, jumped out to a 10-point first-half lead less than five minutes into the game. The 49ers held a 40-30 lead with 1:50 left in the first half before the Aztecs closed the frame on a 7-0 run.

In the second half, LBSU hung on to its lead for the first 10 minutes. SDSU, however, was able to take its first lead of the game with 9:37 left in regulation. Long Beach State momentarily took the lead back, 51-50, 14 seconds later, but the Aztecs received back-to-back threes from Franklin and Tapley to take a five-point lead.

Down the stretch, LBSU rallied and was down 65-63 with three seconds remaining in regulation and Franklin fouled Casper Ware before the ball was inbounded. Ware, who finished with a game-high 26 points, stepped to the free-throw line and calmly made both free throws to send the game into overtime.

In the extra session, Thames hit three straight baskets at one point, the third of which resulted in a five-point Aztec lead. Then with SDSU ahead by two with four seconds left, Franklin sealed the game with a pair of free throws to send the Aztecs home with a win.

LBSU	MP	FG	3FG	FT	R	F	A	TO	B	S	TP
Phelps	*31	0-2	0-0	4-6	5	3	2	6	1	0	4
Ennis	*41	2-5	0-2	2-2	3	4	2	3	2	1	6
Robinson	*26	4-9	0-0	0-0	13	5	0	5	0	0	8
Anderson	*43	8-13	3-7	6-8	8	1	0	0	0	1	25
Ware	*41	7-16	1-5	11-12	4	3	6	6	0	0	26
Pappageorge	2	0-0	0-0	0-0	0	1	0	0	0	0	0
Caffey	16	0-3	0-0	1-2	1	2	0	1	0	2	1
Dervisevic	16	1-3	0-0	1-2	4	5	2	2	0	0	3
Shepherd	9	0-2	0-0	0-0	1	2	0	0	3	0	0
Team					2						
<b>Totals</b>	<b>225</b>	<b>22-53</b>	<b>4-14</b>	<b>25-32</b>	<b>41</b>	<b>26</b>	<b>12</b>	<b>23</b>	<b>6</b>	<b>4</b>	<b>73</b>

SDSU	MP	FG	3FG	FT	R	F	A	TO	B	S	TP
Green	*21	3-4	0-0	2-3	7	0	0	1	1	1	8
Shelton	*26	1-4	0-1	0-0	5	5	2	2	1	2	2
Thames	*38	5-12	0-2	5-7	1	1	2	3	1	1	15
Rahon	*40	8-17	1-5	3-5	3	2	2	2	0	1	20
Tapley	*39	2-10	1-3	2-4	5	3	3	1	2	1	7
Williams	6	1-1	0-0	0-0	0	3	0	1	0	0	2
Franklin, L.	3	0-1	0-0	0-0	0	1	0	0	0	0	0
Franklin, J.	34	7-17	2-6	5-7	9	3	1	3	1	1	21
Stephens	18	1-2	0-0	0-1	4	3	2	2	0	1	2
Team					5	1					
<b>Totals</b>	<b>225</b>	<b>28-68</b>	<b>4-17</b>	<b>17-27</b>	<b>39</b>	<b>22</b>	<b>12</b>	<b>16</b>	<b>6</b>	<b>9</b>	<b>77</b>

Halftime: Long Beach State 40, San Diego State 37. End of Regulation: San Diego State 65, Long Beach State 65. FG%: Long Beach State 41.5, San Diego State 41.2. 3FG%: Long Beach State 28.6, San Diego State 23.5. FT%: Long Beach State 78.1, San Diego State 63.0. Officials: Mike Scyphers, Michael Eggers, Tre Maddox. Technicals: San Diego State-Team.

# 2011-12 Recaps

THREE STRAIGHT NCAA APPEARANCES ► BACK-TO-BACK MOUNTAIN WEST REGULAR-SEASON CHAMPIONS



## Game 7

rv/rv San Diego State 61  
#23/23 Arizona 57  
Nov. 23, 2011 ♦ Tucson, Ariz.  
McKale Center ♦ Att.: 13,761

TUCSON, Ariz. - San Diego State jumped on No. 23/23 Arizona early and never looked back as it snapped the Wildcats' 22-game homecourt winning streak with its 61-57 decision at McKale Center.

The Aztecs won in Tucson against Arizona for just the second time in the history of the series, but won for the third consecutive outing overall. A year ago, SDSU won its 2011 NCAA Tournament second- and third-round games inside the building.

San Diego State scored first and the Wildcats responded on the next trip down. Chase Tapley returned the favor and the Aztecs were on their way to a 16-2 lead and ultimately a 21-4 advantage with 13:24 left in the first half. During its game-opening surge, SDSU received four three-pointers, including a pair from Tapley, who finished with 17 points.

Later with San Diego State ahead by 15 on an Alec Williams basket, Arizona stormed back with seven consecutive points while keeping SDSU scoreless for 4 minutes, 34 seconds. James Rahon stopped the drought with two free throws and the Aztecs were clinging to a 31-29 halftime lead.

In the first 8 minutes, 38 seconds of the second half, San Diego State, again, pounced on the Wildcats, outscoring them 23-12 to open a 13-point lead. The lead was pushed to double figures thanks to back-to-back threes by Jamaal Franklin to up the cushion to 11.

Arizona rallied and the Aztecs went cold as time wound down. The Wildcats trimmed the lead to six with 3:41 left in regulation and they found themselves down nine with 34 seconds to play. But a series of missed SDSU free throws and baskets by Arizona made the game close before the Aztecs eventually emerged with the four-point victory.

SDSU	MP	FG	3FG	FT	R	F	A	TO	B	S	TP
Green	*25	1-5	0-0	0-0	7	0	1	0	0	0	2
Shelton	*33	3-5	0-0	0-0	6	3	3	1	1	0	6
Thames	*33	3-9	2-2	1-2	2	3	2	6	0	1	9
Rahon	*34	4-8	1-1	4-9	4	2	0	0	0	0	13
Tapley	*34	7-12	3-4	0-2	3	1	4	2	0	1	17
Williams	3	1-2	0-0	0-0	1	2	0	1	0	0	2
Franklin, L.	9	0-2	0-0	0-0	1	1	0	1	0	0	0
Franklin, J.	15	3-7	2-5	0-2	5	4	2	3	0	1	8
Stephens	14	2-3	0-0	0-0	4	3	0	0	0	0	4
Team					3						
<b>Totals</b>	<b>200</b>	<b>24-53</b>	<b>8-12</b>	<b>5-15</b>	<b>36</b>	<b>19</b>	<b>12</b>	<b>14</b>	<b>1</b>	<b>3</b>	<b>61</b>

UA	MP	FG	3FG	FT	R	F	A	TO	B	S	TP
Perry	*26	2-7	1-4	4-4	11	5	2	3	0	1	9
Hill	*29	4-12	1-6	5-6	9	4	2	3	1	1	14
Natyazhko	*12	0-2	0-1	0-0	2	0	0	1	0	0	0
Mayes	*14	1-6	0-2	0-0	1	0	0	0	0	2	2
Fogg	*31	2-6	0-2	1-2	2	1	0	1	0	0	5
Parron	14	1-5	1-4	2-2	3	1	2	0	0	0	5
Turner	26	4-9	0-2	2-2	1	0	1	0	0	0	19
Johnson	27	4-7	2-4	0-1	7	3	1	4	1	3	10
Lavender	2	0-1	0-1	0-0	1	0	0	0	0	0	0
Chol	19	1-2	0-0	0-0	1	2	0	1	0	0	2
Team					2						
<b>Totals</b>	<b>200</b>	<b>19-57</b>	<b>5-26</b>	<b>14-17</b>	<b>40</b>	<b>16</b>	<b>8</b>	<b>13</b>	<b>2</b>	<b>7</b>	<b>57</b>

Halftime: San Diego State 31, Arizona 29. FG%: San Diego State 45.3, Arizona 33.3. 3FG%: San Diego State 66.7, Arizona 19.2. FT%: Arizona 82.4, San Diego State 33.3. Officials: Mike Littlewood, Kevin Brill, D.G. Nelson. Technicals: None.



## Game 8

rv/rv San Diego State 76  
UC Santa Barbara 75 (ot)  
Nov. 26, 2011 ♦ Santa Barbara, Calif.  
The Thunderdome ♦ Att.: 5,011

SANTA BARBARA, Calif. - For the second time in three games, San Diego State was pushed to overtime, but like its previous outing, came out on top as it emerged with the 76-75 decision at The Thunderdome.

The Aztecs were carried by an outstanding performance by Xavier Thames. The guard posted career-high numbers in points (20) and rebounds (10), while adding a game-high six assists and one turnover.

SDSU looked as if it would cruise because the Aztecs held a 17-10 lead, with more than nine minutes left in the first half. The Gauchos, however, went on a 13-3 run to take a three-point lead. They ultimately led by six at halftime.

SDSU briefly took a one-point lead with 17:38 to go in regulation, but UCSB answered with seven straight points to go ahead by six. The Aztecs could not seem to get over the hump as the game continued and the Gauchos seemed poised to upset SDSU. The visitors, however, kept plugging away and went on an 11-0 run to take a 62-59 advantage with 85 seconds left in regulation.

On UCSB's next possession, Orlando Johnson converted a three-point play to tie the game at 62. Then, SDSU's Jamaal Franklin and the Gauchos' Jaime Serna both made the front end of a one-and-one in the final 37 seconds as the contest went into overtime.

In OT, UC Santa Barbara enjoyed a 70-66 lead with 3:39 to go, but the Aztecs used a Garrett Green bucket, Chase Tapley three and a Franklin dunk to go up by three. Franklin later would make three free throws to put San Diego State up by four with four seconds left. UCSB made a three on the next trip down, but the effort was not enough.

SDSU	MP	FG	3FG	FT	R	F	A	TO	B	S	TP
Green	*23	4-6	0-0	5-12	9	0	0	0	0	0	13
Shelton	*23	2-6	0-0	0-0	5	5	1	1	0	0	4
Thames	*41	3-8	1-3	13-16	10	4	6	1	0	1	20
Rahon	*34	1-7	0-3	3-4	2	2	0	1	0	0	5
Tapley	*39	6-16	3-10	1-1	4	4	0	2	0	0	16
Williams	9	1-3	0-1	0-0	0	2	0	1	0	0	2
Franklin, L.	2	0-0	0-0	0-0	0	0	0	2	0	0	0
Franklin, J.	31	4-10	0-3	4-6	6	2	1	0	0	2	12
Stephens	23	2-3	0-0	0-0	3	1	0	1	0	0	4
Team					7						
<b>Totals</b>	<b>225</b>	<b>23-59</b>	<b>4-20</b>	<b>26-39</b>	<b>46</b>	<b>20</b>	<b>8</b>	<b>9</b>	<b>0</b>	<b>3</b>	<b>76</b>

UCSB	MP	FG	3FG	FT	R	F	A	TO	B	S	TP
Serna	*18	2-5	0-0	1-3	1	4	0	0	1	0	5
Garth	*27	0-2	0-2	2-2	3	3	1	0	0	0	2
Nunnally	*39	4-15	1-6	7-8	8	3	1	1	0	0	16
Peterson	*21	2-3	0-0	4-5	7	2	1	0	0	0	8
Johnson	*45	9-21	2-4	6-9	7	3	4	3	3	0	26
Boswell	25	3-5	2-4	0-0	4	3	2	2	0	0	8
Taylor	18	2-5	2-5	0-0	1	2	0	0	0	0	6
Thomas	5	0-1	0-1	0-0	1	0	1	0	0	0	0
Williams	12	0-1	0-0	0-0	6	2	1	0	1	2	0
Somogyi	15	2-5	0-0	0-0	2	4	1	2	6	0	4
Team					2						
<b>Totals</b>	<b>225</b>	<b>24-63</b>	<b>7-22</b>	<b>20-27</b>	<b>41</b>	<b>25</b>	<b>14</b>	<b>8</b>	<b>11</b>	<b>2</b>	<b>75</b>

Halftime: UC Santa Barbara 31, San Diego State 25. End of Regulation: San Diego State 63, UC Santa Barbara 63. FG%: San Diego State 39.0, UC Santa Barbara 38.1. 3FG%: UC Santa Barbara 31.8, San Diego State 20.0. FT%: UC Santa Barbara 74.1, San Diego State 66.7. Officials: Tony Padilla, Michael Irving, Bobby McRoy. Technicals: UC Santa Barbara-Team.



## Game 9

#rv/22 Creighton 85  
rv/rv San Diego State 83  
Nov. 30, 2011 ♦ San Diego, Calif.  
Viejas Arena ♦ Att.: 12,414

SAN DIEGO - San Diego State suffered a rare home defeat at the hands of No. 22 Creighton, 85-83, in a Mountain West-Missouri Valley Challenge game at a sold-out Viejas Arena.

The Aztecs had their 27-game non-conference home winning streak snapped and had their 10-game November home winning streak halted after relinquishing a 17-point first-half lead and a four-point advantage at halftime.

SDSU was absolutely on fire for the better part of the first 13 minutes of the game. The Aztecs raced to a 6-0 lead early and the lead eventually grew to 10 with 11:32 left in the half.

Creighton scored five straight points and went on a 7-2 run to cut its deficit to five, but the Aztecs answered with 12 consecutive points to move ahead, 31-14. The Bluejays, however, went on a 21-9 run of their own and scored the final eight points of the half thanks to Doug McDermott to get within four at halftime.

In the second half, the Aztecs led by as many as eight with 12:54 to play in regulation and still owned a 62-57 lead with 8:38 to go. An 8-0 CU run gave the Jays a 65-62 lead, but Jamaal Franklin scored five points in SDSU's 5-2 spurt to tie the score at 67.

Down the stretch, San Diego State was forced to play from behind and trailed by six with 1:59 left in regulation. The Aztecs knocked down three three-pointers in the final minutes and ultimately got to within one with seven seconds left.

With five seconds on the clock, Jahenns Manigat hit his first free throw to put the Jays up by two, but missed the second. The loose rebound, however, went to CU and it called timeout and eventually won the game.

CU	MP	FG	3FG	FT	R	F	A	TO	B	S	TP
McDermott	*36	9-17	2-5	5-6	12	2	0	3	0	0	25
Echenique	*21	3-6	0-0	0-2	4	2	0	1	0	0	6
Gibbs	*31	1-5	0-2	4-4	3	3	6	2	0	1	6
Manigat	*28	1-2	1-1	1-2	4	3	2	0	0	0	4
Young	*32	7-12	1-2	3-6	2	1	4	0	0	1	18
Chatman	14	1-6	0-0	0-0	1	2	6	1	0	0	2
Jones	8	0-2	0-2	0-0	2	3	0	0	0	0	0
Dingman	7	1-3	1-2	0-0	1	0	0	0	0	1	3
Artino	4	1-3	0-0	0-0	3	2	0	0	1	0	2
Wragge	19	7-10	4-6	1-1	5	3	0	0	0	0	19
Team					2						1
<b>Totals</b>	<b>200</b>	<b>31-66</b>	<b>9-20</b>	<b>14-21</b>	<b>39</b>	<b>21</b>	<b>18</b>	<b>8</b>	<b>1</b>	<b>3</b>	<b>85</b>

SDSU	MP	FG	3FG	FT	R	F	A	TO	B	S	TP
Green	*23	2-4	0-0	0-0	7	3	1	2	0	0	4
Shelton	*28	4-8	0-0	0-1	4	3	0	0	0	0	8
Thames	*34	7-13	1-2	6-7	1	4	6	2	0	0	21
Rahon	*33	3-8	1-2	4-6	2	4	2	2	0	1	11
Tapley	*34	6-13	3-6	0-0	3	1	1	0	1	2	15
Williams	5	0-2	0-0	0-0	0	2	0	0	0	0	0
Franklin, L.	2	0-1	0-1	0-2	0	0	0	0	0	0	0
Franklin, J.	22	6-12	2-4	5-6	8	2	0	2	0	0	19
Stephens	19	2-3	0-0	1-2	9	2	2	1	0	0	5
Team					3						
<b>Totals</b>	<b>200</b>	<b>30-64</b>	<b>7-15</b>	<b>16-24</b>	<b>37</b>	<b>21</b>	<b>12</b>	<b>9</b>	<b>1</b>	<b>3</b>	<b>83</b>

Halftime: San Diego State 39, Creighton 35. FG%: Creighton 47.0, San Diego State 46.9. 3FG%: San Diego State 46.7, Creighton 45.0. FT%: San Diego State 66.7, Creighton 66.7. Officials: Scott Thornley, Verne Harris, David Hall. Technicals: None.

REVIEW ► 2011-12 RECAPS AZTEC BASKETBALL MEDIA GUIDE

# 2011-12 Recaps



THREE STRAIGHT NCAA APPEARANCES ► BACK-TO-BACK MOUNTAIN WEST REGULAR-SEASON CHAMPIONS

2011-12 RECAPS ◀ REVIEW



## Game 10

rv/rv San Diego State 64  
#24/23 California 63  
Dec. 4, 2011 ♦ San Diego, Calif.  
Viejas Arena ♦ Att.: 12,414

**SAN DIEGO** - San Diego State continued its dominance over the Pac-12 Conference, this time defeating No. 24/23 California, 64-63, in front of a sold-out Viejas Arena crowd.

The victory was SDSU's ninth straight over the league and improves its record to 3-0 vs. the conference this season. Two of this year's wins against the Pac-12 were against nationally ranked programs.

After California scored the first six points of the game, the rest of the first half was a back-and-forth affair. It was not until the final five minutes of the half that the game opened up. Chase Tapley scored four straight points and fueled SDSU's 12-2 run, including the final eight points of the half, to help the Aztecs take a 33-25 lead at halftime.

In the second half, California made a couple of runs, tied the game on two occasions and took a one-point lead with 6:33 to go in regulation. The Aztecs responded with five straight points, but a Golden Bear three-pointer cut the lead to one.

In the final moments of the game with San Diego State up by two, Garrett Green, who had a game-high 10 rebounds, missed a jumper and Tapley stepped in and grabbed the rebound only to have Jamaal Franklin be fouled by California. Franklin then stepped to the line and knocked down two free throws to give SDSU a four-point lead with 15 seconds left.

The Bears answered with a basket and then with eight seconds remaining, Tapley, who was fouled, knocked down both free throws to put SDSU up four before settling for the one-point victory.

Tapley finished the game with 25 points on a career-high 10 field goals. The junior also added a game-high three steals.

California was led by Allen Crabbe's 23 points and nine rebounds.

Cal	MP	FG	3FG	FT	R	F	A	TO	B	S	TP
Kamp	*29	1-5	0-0	4-4	7	4	3	3	0	1	6
Crabbe	*38	9-21	3-5	2-2	9	3	4	2	1	1	23
Cobbs	*38	6-14	1-3	4-7	2	0	5	2	0	2	17
Gutierrez	*33	3-12	0-1	0-1	4	3	0	1	0	0	6
Smith	*20	0-2	0-1	0-2	2	3	2	2	0	0	0
Bak	7	0-0	0-0	0-0	2	0	0	1	0	0	0
Powers	0+	0-0	0-0	0-0	0	0	0	0	0	0	0
Thurman	9	1-2	0-0	1-2	0	0	0	0	0	0	3
Kravish	26	4-4	0-0	0-0	6	5	0	0	2	0	8
Team					3						
<b>Totals</b>	<b>200</b>	<b>24-60</b>	<b>4-10</b>	<b>11-18</b>	<b>35</b>	<b>18</b>	<b>14</b>	<b>11</b>	<b>3</b>	<b>4</b>	<b>63</b>

SDSU	MP	FG	3FG	FT	R	F	A	TO	B	S	TP
Green	*29	3-6	0-1	0-0	10	3	0	3	0	0	6
Shelton	*37	2-7	0-0	2-2	6	1	1	1	0	1	6
Thames	*29	3-9	1-2	2-2	3	3	7	2	0	0	9
Rahon	*29	4-8	1-3	0-0	2	2	0	0	0	1	9
Tapley	*33	10-17	2-3	3-6	5	1	0	2	1	3	25
Williams	3	0-0	0-0	0-0	0	0	0	0	0	0	0
Franklin, L.	5	0-0	0-0	0-0	0	2	0	1	0	0	0
Franklin, J.	24	1-6	0-1	7-8	9	3	1	1	0	0	9
Stephens	11	0-0	0-0	0-2	0	1	0	1	1	0	0
Team					2			1			
<b>Totals</b>	<b>200</b>	<b>23-53</b>	<b>4-10</b>	<b>14-20</b>	<b>37</b>	<b>16</b>	<b>9</b>	<b>12</b>	<b>2</b>	<b>5</b>	<b>64</b>

**Halftime:** San Diego State 33, California 25. **FG%:** San Diego State 43.4, California 40.0. **3FG%:** San Diego State 40.0, California 40.0. **FT%:** San Diego State 70.0, California 61.1. **Officials:** Dick Cartmell, Tony Padilla, Ruben Ramos. **Technical:** None.



## Game 11

rv/rv San Diego State 74  
San Diego 62  
Dec. 7, 2011 ♦ San Diego, Calif.  
Jenny Craig Pavilion ♦ Att.: 4,708

**SAN DIEGO** - Behind three impressive individual performances, San Diego State was able to rally from a 12-point first-half deficit to upend San Diego, 74-62, at Jenny Craig Pavilion.

For the second straight game, Chase Tapley scored more than 20 points as he finished with a game-high 23. Xavier Thames, meanwhile, registered 11 points and a career-high 11 assists to post SDSU's first points-assists double-double since 2008. DeShawn Stephens added a career-high 16 points and nine rebounds to help the Aztecs defeat USD for the sixth consecutive time.

SDSU's winning streak looked to be in jeopardy in the first half after it fell behind, 14-2, after five-plus minutes of action. The Aztecs were being outplayed in every facet of the game early before finding any type of rhythm. Even when they were successful on offense, San Diego found ways to score and led by five with 2:47 left in the first half.

The Aztecs then scored seven straight points to take a 35-33 lead and finished the half on a 9-3 run to head to the locker room up, 37-36. Tapley spearheaded the San Diego State rally with 16 first-half points.

SDSU opened the second period on a 9-2 run to open an eight-point lead, but USD chipped away and eventually took a 54-53 lead with 12:35 left.

San Diego State answered with eight consecutive points to retake the lead, 61-54, and never looked back. The Toreros got as close as five points with 4:11 to play, but a three-pointer by Jamaal Franklin, who finished with 11 points, sealed USD's fate as the Aztecs went on to record the 12-point win. The final margin was SDSU's largest at San Diego since winning by 23 on Feb. 25, 1975.

The Toreros were led by Chris Manresa's 14 points and 10 rebounds off the bench.

SDSU	MP	FG	3FG	FT	R	F	A	TO	B	S	TP
Shelton	*7	0-1	0-0	0-0	0	0	0	0	0	0	0
Green	*22	1-4	0-0	0-0	5	0	2	0	0	0	2
Thames	*31	2-5	0-2	7-7	4	2	11	2	0	3	11
Rahon	*27	2-5	1-3	0-1	0	0	0	0	0	1	5
Tapley	*38	9-14	3-6	2-2	4	1	2	2	2	0	23
Williams	15	2-4	0-1	0-0	1	3	0	3	0	0	4
Franklin, L.	4	1-1	0-0	0-0	0	1	1	0	0	0	2
Franklin, J.	24	3-12	1-2	4-6	5	2	0	2	2	2	11
Stephens	32	7-8	0-0	2-5	9	2	0	0	0	1	19
Team					5						
<b>Totals</b>	<b>200</b>	<b>27-54</b>	<b>5-14</b>	<b>15-21</b>	<b>33</b>	<b>11</b>	<b>16</b>	<b>10</b>	<b>4</b>	<b>7</b>	<b>74</b>

USD	MP	FG	3FG	FT	R	F	A	TO	B	S	TP
Kramer	*23	3-5	1-3	0-0	2	3	0	0	0	2	7
Fajemisin	*10	2-4	0-0	0-0	3	3	0	0	1	0	4
Anderson	*35	1-2	0-0	4-6	4	2	5	3	0	1	6
Dee	*30	5-12	2-5	0-0	2	3	1	1	0	1	12
Norris	*36	6-13	0-5	1-2	4	1	3	0	0	2	13
Miles	6	1-1	0-0	0-0	0	0	0	1	0	0	2
Rancifer	15	2-5	0-2	0-0	0	3	0	1	1	0	4
Manresa	32	6-11	0-0	2-4	10	2	1	2	0	1	14
Team					2			2			
<b>Totals</b>	<b>200</b>	<b>26-55</b>	<b>3-16</b>	<b>7-12</b>	<b>30</b>	<b>18</b>	<b>10</b>	<b>11</b>	<b>4</b>	<b>5</b>	<b>62</b>

**Halftime:** San Diego State 37, San Diego 36. **FG%:** San Diego State 50.0, San Diego 47.3. **3FG%:** San Diego State 35.7, San Diego 18.8. **FT%:** San Diego State 71.4, San Diego 58.3. **Officials:** Frank Harvey, Michael Irving, Kevin Brill. **Technical:** None.



## Game 12

rv/rv San Diego State 80  
UC Riverside 55  
Dec. 19, 2011 ♦ San Diego, Calif.  
Viejas Arena ♦ Att.: 11,555

**SAN DIEGO** - San Diego State led wire-to-wire and enjoyed a lead as large as 27 points before settling for an 80-55 victory over UC Riverside at Viejas Arena.

Nine of 10 Aztecs who saw the floor scored and seven recorded at least six points. SDSU was led by James Rahon's 19 points. The junior matched his career high with five three-pointers and ultimately finished 7-for-11 from the floor. Chase Tapley, meanwhile, added 17 points on 7-of-8 shooting.

San Diego State came out with its third starting lineup of the season as Jamaal Franklin was inserted into the rotation for Tim Shelton, who was given the night off due to a sore knee. The move paid off as Franklin got his teammates involved and had four assists in a first half where the Aztecs found themselves up 13-2 before the first media timeout. SDSU led by as many as 21 in the first half before entering the locker room ahead, 45-25.

The Highlanders scored seven straight points at the start of the second period to get within 13 points, but Aztecs would not allow the visitors to get any closer the rest of the way.

Midway through the second half, San Diego State went on an 11-0 run highlighted by five Rahon points and the Aztecs were up by 25 points and were well on their way to victory No. 10.

Franklin finished with a career-high five assists and most of the starters were on the bench in the final minutes, which gave two walk-ons, Narbeh Ebrahimian (1 points, 1 rebound) and Jeremy Castleberry (1 minute), the opportunity to play.

UCR	MP	FG	3FG	FT	R	F	A	TO	B	S	TP
Bradshaw	*23	1-4	0-0	0-0	3	3	1	0	1	2	2
Chavarria	*9	0-0	0-0	0-0	1	0	0	0	0	0	0
Smith	*25	1-5	0-3	1-2	4	0	5	0	0	0	3
Nitoto	*37	3-11	0-2	3-3	4	1	2	1	0	1	9
Martin	*30	8-21	0-2	0-0	4	0	0	2	1	0	16
Taplin	1	0-0	0-0	0-0	0	1	0	0	0	0	0
Cowlah	8	1-2	0-0	0-0	0	1	0	0	0	0	2
Gilliam	5	0-3	0-0	0-0	1	0	0	0	0	0	0
Berry	23	7-8	0-1	0-0	4	0	0	1	1	1	14
Gaines	15	1-5	0-0	0-0	2	1	2	0	0	0	2
Shearry	13	1-4	0-0	0-0	1	4	0	1	1	1	2
Burke	11	2-5	1-2	0-0	4	2	0	0	0	0	5
Team					2						
<b>Totals</b>	<b>200</b>	<b>25-68</b>	<b>1-10</b>	<b>4-5</b>	<b>30</b>	<b>13</b>	<b>10</b>	<b>5</b>	<b>4</b>	<b>5</b>	<b>55</b>

SDSU	MP	FG	3FG	FT	R	F	A	TO	B	S	TP
Green	*25	4-7	0-0	1-2	4	0	3	2	0	1	9
Franklin, J.	*25	1-10	0-5	4-6	5	2	5	1	0	1	6
Thames	*31	3-6	1-2	2-3	6	1	1	2	0	0	9
Rahon	*30	7-11	5-8	0-0	5	3	0	0	0	0	19
Tapley	*28	7-8	2-2	1-2	4	1	3	1	2	0	17
Williams	14	4-4	1-1	0-0	4	4	2	1	1	0	9
Franklin, L.	18	3-5	0-1	0-0	3	0	3	2	0	1	6
Stephens	23	2-4	0-0	0-0	5	0	0	0	0	0	4
Ebrahimian	5	0-1	0-1	1-2	1	0	0	0	0	0	1
Castleberry	1	0-0	0-0	0-0	0	0	0	0	0	0	0
Team					4						
<b>Totals</b>	<b>200</b>	<b>31-56</b>	<b>9-20</b>	<b>9-15</b>	<b>41</b>	<b>11</b>	<b>17</b>	<b>9</b>	<b>3</b>	<b>3</b>	<b>80</b>

**Halftime:** San Diego State 45, UC Riverside 25. **FG%:** San Diego State 55.4, Long Beach State 36.8. **3FG%:** San Diego State 45.0, UC Riverside 10.0. **FT%:** UC Riverside 80.0, San Diego State 60.0. **Officials:** Bill Gracey, Larry Spaulding, Chris Rastatter. **Technical:** None.

# 2011-12 Recaps

THREE STRAIGHT NCAA APPEARANCES ► BACK-TO-BACK MOUNTAIN WEST REGULAR-SEASON CHAMPIONS



## Game 13

rv/rv San Diego State 81  
Elon 55

Dec. 22, 2011 ♦ San Diego, Calif.  
Viejas Arena ♦ Att.: 11,370

SAN DIEGO - San Diego State survived an early first-half scare, but went on to defeat Elon, 81-55, at Viejas Arena. The Aztecs won despite playing without starting point guard Xavier Thames, who strained his MCL the day before the game.

The Phoenix hit five shots in a row, including three consecutive three-point field goals, to take a 13-9 lead less than five minutes into the game. The visitors connected on another three to take a 19-17 lead, but that is when San Diego State began to find its rhythm.

Garrett Green tied the game with a bucket and the Aztecs took a 22-19 lead after Chase Tapley buried one of his two three-pointers. Elon stopped the 5-0 run with a basket, but SDSU continued its offensive efficiency by closing the half on a 13-7 spurt to take a 37-28 lead.

Elon scored the first five points of the second half to cut the Aztec lead to four, but SDSU answered with a 13-0 run, which included nine straight Jamaal Franklin points, to move ahead by 17 points.

The 13 unanswered points was too much for the Phoenix to overcome as it never got closer than 15 points the rest of the way. San Diego State, meanwhile, continued to hit from all areas of the floor and its lead grew into the 20s as a result of shooting 55.7 percent from the floor.

Nine of the 10 Aztecs who saw the floor scored. Franklin led all players with 19 points and Tapley finished with 14. Green and Alec Williams added 10 points apiece, while DeShawn Stephens chipped in eight points and a career-high nine rebounds.

ELON	MP	FG	3FG	FT	R	F	A	TO	B	S	TP
Beaumont	*21	3-10	1-5	0-1	3	2	2	0	0	1	7
Troutman	*22	2-5	0-0	2-4	2	0	0	1	1	1	6
Spradlin	*24	2-5	0-1	0-0	5	0	1	3	0	1	4
Hamilton	*28	4-11	2-6	0-0	1	4	2	8	0	2	10
Koch	*27	3-8	3-6	0-0	6	2	2	1	0	0	9
Bonney	7	0-1	0-1	1-2	1	0	1	0	0	0	1
Blake	10	1-2	0-1	2-2	1	0	0	0	0	0	4
Dugas	2	0-0	0-0	0-0	0	0	0	0	0	0	0
Isenbarger	24	3-11	2-7	2-2	3	0	1	1	0	0	10
Edomwonyi	18	1-4	0-0	2-4	3	3	0	0	0	1	4
Winters	9	0-1	0-0	0-0	2	0	0	0	0	0	0
Ervin	8	0-2	0-1	0-0	0	2	0	0	0	0	0
Team					3						
<b>Totals</b>	<b>200</b>	<b>19-60</b>	<b>8-28</b>	<b>9-15</b>	<b>30</b>	<b>13</b>	<b>9</b>	<b>14</b>	<b>1</b>	<b>6</b>	<b>55</b>

SDSU	MP	FG	3FG	FT	R	F	A	TO	B	S	TP
Green	*24	5-8	0-0	0-1	5	1	1	0	1	0	10
Shelton	*19	3-3	0-0	1-1	3	1	4	1	0	1	7
Rahon	*33	3-9	1-5	0-0	2	1	3	1	0	0	7
Franklin, J.	*31	8-16	2-5	1-1	6	2	0	4	1	0	19
Tapley	*26	6-13	2-5	0-0	5	1	3	5	0	2	14
Williams	14	4-4	1-1	1-2	2	0	1	0	0	1	10
Franklin, L.	18	0-1	0-0	4-4	2	4	2	3	0	1	4
Stephens	22	4-5	0-0	0-0	9	5	1	1	1	0	8
Ebrahimian	11	0-1	0-1	0-0	1	1	2	0	0	1	0
Castleberry	2	1-1	0-0	0-0	0	0	0	0	0	0	2
Team					4						
<b>Totals</b>	<b>200</b>	<b>34-61</b>	<b>6-17</b>	<b>7-9</b>	<b>39</b>	<b>16</b>	<b>17</b>	<b>15</b>	<b>3</b>	<b>6</b>	<b>81</b>

Halftime: San Diego State 37, Elon 28. FG%: San Diego State 55.7, Elon 31.7. 3FG%: San Diego State 35.3, Elon 28.6. FT%: San Diego State 77.8, Elon 60.0. Officials: Scott Thornley, Mike Giarratano, Doran Golschall. Technicals: None.



## Game 14

#25/rv San Diego State 94  
Redlands 43

Dec. 30, 2011 ♦ San Diego, Calif.  
Viejas Arena ♦ Att.: 12,414

SAN DIEGO - Six Aztecs scored in double figures as San Diego State had no trouble with Redlands, a Division III school, and emerged with a 94-43 victory at a sold-out Viejas Arena.

SDSU was led by Jamaal Franklin who enjoyed his best all-around game in just his third career start. The sophomore scored a game-high 26 points, grabbed a career-high 10 rebounds and added personal-record numbers of five assists, three blocks and six assists.

In the first half alone, Franklin had 20 points, five rebounds, three assists, one block and five steals to help San Diego State to a 58-24 lead at halftime.

SDSU continued to overwhelm the Bulldogs in the second half despite the ever-changing players on the floor. The Aztecs had eight players play 21 or more minutes and had all nine score a minimum of two points and grab at least one rebound.

Joining Franklin in double figures was Chase Tapley (16 points), LaBradford Franklin (11 points, career-high five rebounds), Garrett Green (10 points), James Rahon (10 points) and Alec Williams (10 points, career-high seven rebounds). DeShawn Stephens, who made his first career start, added six points and a career-high nine boards.

Ultimately, San Diego State won by 51 points and the margin of victory was SDSU's largest in the Steve Fisher era, tied for the fourth largest in program history and was the largest since defeating Southern Cal College by 54 (103-49) on Dec. 2, 1998.

UR	MP	FG	3FG	FT	R	F	A	TO	B	S	TP
Radford	*26	3-5	2-3	0-0	3	2	0	4	1	1	8
Brensdal	*16	2-4	0-2	2-2	4	3	1	1	0	0	6
Colston	*26	0-9	0-3	2-4	6	5	1	3	1	2	2
Kirk	*25	1-9	0-1	1-2	5	3	4	4	0	1	3
Kuklok	*25	4-8	3-6	0-0	0	1	1	2	0	1	11
Turk	2	0-0	0-0	0-0	0	0	0	0	0	0	0
Williams, R.	10	1-5	0-2	0-0	0	1	1	1	0	0	2
Giusti	8	0-2	0-0	0-0	2	1	0	0	0	1	0
Kengott	7	0-1	0-0	0-3	2	0	1	1	0	0	0
Calhoun	17	1-5	0-0	1-2	3	1	1	3	0	0	3
Call	13	1-6	1-4	0-0	1	2	0	0	0	0	3
Griffin	*7	1-2	1-1	0-0	0	0	0	0	0	0	3
Gordon	10	1-4	0-2	0-0	0	0	1	0	0	0	2
Williams, S.	8	0-1	0-0	0-0	3	5	0	0	1	0	0
Team					6						
<b>Totals</b>	<b>200</b>	<b>15-61</b>	<b>7-24</b>	<b>6-13</b>	<b>35</b>	<b>24</b>	<b>11</b>	<b>19</b>	<b>3</b>	<b>6</b>	<b>43</b>

SDSU	MP	FG	3FG	FT	R	F	A	TO	B	S	TP
Williams	*21	1-3	1-2	7-7	7	3	0	1	0	0	10
Stephens	*25	2-4	0-0	2-5	9	0	0	2	0	0	6
Rahon	*25	4-9	2-5	0-0	3	0	0	0	1	0	7
Franklin, J.	*28	9-19	4-9	4-5	10	1	5	2	3	6	26
Tapley	*24	5-9	3-5	3-4	1	4	2	2	1	1	16
Franklin, L.	27	3-5	0-0	5-5	5	1	4	5	0	1	11
Green	22	5-7	0-0	0-5	7	1	1	0	1	0	10
Ebrahimian	23	1-6	0-1	0-1	6	3	1	0	0	1	2
Castleberry	5	1-3	1-3	0-0	1	0	0	1	0	0	3
Team					4						
<b>Totals</b>	<b>200</b>	<b>31-65</b>	<b>11-25</b>	<b>21-32</b>	<b>53</b>	<b>13</b>	<b>13</b>	<b>13</b>	<b>5</b>	<b>10</b>	<b>94</b>

Halftime: San Diego State 58, Redlands 24. FG%: San Diego State 47.7, Redlands 24.6. 3FG%: San Diego State 44.0, Redlands 29.2. FT%: San Diego State 65.6, Redlands 46.2. Officials: Verne Harris, Martin Cota, John Paul Guerrero. Technicals: San Diego State - DeShawn Stephens.



## Game 15

#24/25 San Diego State 83  
San Diego Christian 52

Jan. 5, 2012 ♦ San Diego, Calif.  
Viejas Arena ♦ Att.: 10,857

SAN DIEGO - No. 24/25 San Diego State extended its winning streak to a season-long six games by defeating San Diego Christian, 83-52, at Viejas Arena.

It was another balanced effort by the Aztecs, who had five players score in double figures and all 10 players score at least a point. SDSU, which was without the services of starters Xavier Thames (knee) and Tim Shelton (rest), outrebounded the Hawks by 21 and shot 53.8 percent from the field.

The game was tied at 2-2 when SDSU took control of the contest. DeShawn Stephens scored two straight buckets and the Aztecs never looked back. In less than seven minutes, SDSU led by double figures and increased its lead to as much as 22 points with 2:36 to go in the half.

After carrying a 44-26 lead into the second half, San Diego State continued to roll and enjoyed a 23-point lead thanks to Jamaal Franklin's three-pointer. The Hawks, meanwhile, scored seven unanswered points to cut the SDSU lead to 55-39.

The game was scoreless for the next three minutes, but Alec Williams ended the drought with a layup that spurred a 7-0 Aztec run to push the lead back to 23. From that point forward, San Diego State cruised to the victory, which saw two walk-ons in Aaron Douglas and Ryan Staten see their first career action.

Stephens finished with a career-high 18 points and grabbed eight boards. Garrett Green added 14 points, while Franklin and Chase Tapley each had 11. Williams chipped in 10 points and a career-high eight rebounds.

SDC	MP	FG	3FG	FT	R	F	A	TO	B	S	TP
Seaberry	*18	0-3	0-1	0-0	6	4	6	1	0	0	0
Sanders	*22	3-3	1-1	0-0	0	3	0	1	1	0	7
Del Bene	*25	3-9	2-5	0-0	0	0	3	2	0	1	8
Arvizu	*20	0-2	0-2	2-4	1	2	0	1	0	0	2
Dawson	*15	3-7	0-3	0-0	1	4	0	1	0	0	6
Patterson	16	1-4	0-1	0-0	2	0	0	2	0	1	2
Chung	8	0-2	0-1	1-2	1	1	0	2	0	0	1
Rodriguez	17	1-3	0-2	0-0	0	3	1	1	0	1	2
Prieto	26	3-5	3-4	0-0	3	2	4	3	1	1	9
Rubino	9	4-5	4-5	1-3	1	0	0	0	0	0	13
Garcia	12	0-1	0-0	0-0	0	2	1	0	0	0	0
Riahi	12	1-3	0-0	0-0	0	3	1	0	0	0	2
Team					1						
<b>Totals</b>	<b>200</b>	<b>19-47</b>	<b>10-25</b>	<b>4-9</b>	<b>16</b>	<b>24</b>	<b>16</b>	<b>15</b>	<b>2</b>	<b>4</b>	<b>52</b>

SDSU	MP	FG	3FG	FT	R	F	A	TO	B	S	TP
Green	*26	2-4	0-0	10-14	4	1	2	1	0	1	14
Stephens	*29	6-8	0-0	6-8	8	2	0	1	0	1	18
Rahon	*30	3-7	1-3	0-0	2	0	0	1	0	0	7
Franklin, J.	*30	4-10	2-5	1-2	5	3	1	1	0	2	11
Tapley	*26	4-8	2-5	1-2	4	1	5	2	0	3	11
Williams	20	4-8	0-2	2-2	8	3	1	4	0	1	10
Franklin, L.	16	2-2	0-0	0-0	3	0	4	0	0	0	4
Staten	4	1-1	0-0	1-2	1	0	0	0	0	0	3
Ebrahimian	14	2-3	0-1	0-0	1	2	0	0	0	0	4
Douglas	5	0-1	0-1	1-2	0	0	0	0	0	0	1
Team					1						
<b>Totals</b>	<b>200</b>	<b>28-52</b>	<b>5-17</b>	<b>22-32</b>	<b>37</b>	<b>12</b>	<b>13</b>	<b>10</b>	<b>0</b>	<b>8</b>	<b>83</b>

Halftime: San Diego State 44, San Diego Christian 26. FG%: San Diego State 53.8, San Diego Christian 40.4. 3FG%: San Diego Christian 40.0, San Diego State 29.4. FT%: San Diego State 68.8, San Diego Christian 44.4. Officials: Bob Staffen, Lonnie Dixon, Ryan Ray Holmes. Technicals: None.

# 2011-12 Recaps

THREE STRAIGHT NCAA APPEARANCES ► BACK-TO-BACK MOUNTAIN WEST REGULAR-SEASON CHAMPIONS



2011-12 RECAPS ◀ REVIEW



## Game 16

#22/22 San Diego State 73  
Chicago State 65

Jan. 10, 2012 ♦ San Diego, Calif.  
Viejas Arena ♦ Att.: 12,099

SAN DIEGO - San Diego State won its sixth straight game with a 73-65 effort over Chicago State at Viejas Arena.

The Aztecs, who were playing their final non-conference game of the season, looked poised to run away with the game as they received a healthy dose of three-pointers in the early going. James Rahon made three and Jamaal Franklin and Chase Tapley each had one within the first nine minutes of the game. Soon thereafter, SDSU was ahead, 22-13, with 10:52 left in the first half.

In just over two minutes, the Cougars made it a two-point game after they scored seven unanswered points. The Aztecs, however, responded with a 6-1 run of its own to take a 28-21 lead. Chicago State then countered with a 11-4 half-ending surge to knot the score at 32 at the mid-game break.

The Cougars carried their momentum into the second half and scored seven straight points causing SDSU to call timeout with 18:25 left in the game. The Aztecs responded to the challenge and rallied to take a 14-point lead as a result of a 24-3 run.

During the game-deciding stretch, Tapley scored 13 of SDSU's 24 points to put the game out of reach. The junior would later finish with 19 second-half points en route to a game-high 24 points on a career-high 10 field goals.


Chicago State staged a mini rally late and cut its deficit to seven points with 3:37 left in regulation, but Alec Williams knocked down two jumpers to seal the win for SDSU.

Joining Tapley in double figures was Franklin, who had 16 points and a career-high 10 rebounds to log his second double-double of the season.

CSU	MP	FG	3FG	FT	R	F	A	TO	B	S	TP
Nelson	*25	5-9	1-3	0-0	4	4	1	1	0	0	11
Fisher	*35	3-10	0-4	3-4	13	4	3	2	0	4	9
Robinson	*37	6-18	1-4	1-1	7	4	4	3	4	1	14
Simmons	*37	2-5	2-3	0-0	0	1	1	0	0	2	6
Samuels	*38	6-13	3-5	2-4	5	5	2	4	0	0	17
Anderson	12	1-2	1-2	0-0	0	1	1	0	0	0	3
Williams	16	2-4	0-1	1-2	2	5	0	3	0	0	5
Rosenberg	0+	0-0	0-0	0-0	0	0	0	0	0	0	0
Team					3						
<b>Totals</b>	<b>200</b>	<b>25-61</b>	<b>8-22</b>	<b>7-11</b>	<b>34</b>	<b>23</b>	<b>12</b>	<b>14</b>	<b>4</b>	<b>7</b>	<b>65</b>

SDSU	MP	FG	3FG	FT	R	F	A	TO	B	S	TP
Green	*20	0-0	0-0	2-3	3	1	0	2	0	0	2
Stephens	*22	3-5	0-0	0-2	3	0	0	0	0	1	6
Rahon	*30	3-6	3-6	0-0	2	3	0	0	0	0	9
Franklin, J.	*28	6-17	1-7	3-8	10	3	1	3	0	2	16
Tapley	*31	10-17	3-8	1-1	5	4	4	2	1	0	24
Williams	13	4-7	0-1	0-0	3	0	0	1	0	0	8
Thames	26	0-2	0-0	4-4	4	1	6	3	0	1	4
Franklin, L.	9	0-1	0-1	0-0	0	1	1	1	0	0	0
Shelton	21	2-5	0-1	0-0	6	0	2	2	1	0	4
Team					5						
<b>Totals</b>	<b>200</b>	<b>28-60</b>	<b>7-24</b>	<b>10-18</b>	<b>41</b>	<b>12</b>	<b>17</b>	<b>14</b>	<b>2</b>	<b>4</b>	<b>73</b>

Halftime: San Diego State 32, Chicago State 32. FG%: San Diego State 46.7, Chicago State 41.0. 3FG%: Chicago State 36.4, San Diego State 29.2. FT%: Chicago State 63.6, San Diego State 55.6. Officials: Bill Neketis, Ivan Jackson, Derrick McMillian. Technicals: None.



## Game 17

#22/22 San Diego State 69  
#12/12 UNLV 67

Jan. 15, 2012 ♦ San Diego, Calif.  
Viejas Arena ♦ Att.: 12,414

SAN DIEGO - Jamaal Franklin made a driving lay-up with 0.3 seconds left to lift No. 22 San Diego State past No. 12 UNLV, 69-67, in both teams' Mountain West opener.

Franklin, who left the game with 1:01 left in the game due to an ankle injury, returned to the contest with 37 seconds remaining. SDSU was up 67-66 at the time of his injury and he returned only to have UNLV's Brice Massamba make one of two free throws to tie the score with 23 seconds left.

On the ensuing possession, Xavier Thames found Franklin, who faked right and drove down the middle of the paint where he lofted his shot and connected with less than a second remaining.

UNLV, with one last chance, squandered its opportunity as Mike Moser stepped over the baseline before inbounding the ball, which gave the possession to the Aztecs. San Diego State later inbounded the ball and emerged with its sixth straight victory over the Runnin' Rebels.

The Aztecs led by as many as 10 points in the first half before entering the locker room with a 34-29 lead. In the opening 20 minutes, San Diego State limited UNLV to 28.6-percent shooting and an icy 4-of-15 performance from beyond the arc. Ultimately, SDSU forced the Rebels into shooting 35.3-percent from the field and 29.6-percent from three-point distance. To compound things, UNLV made just 11 of 21 free-throw attempts. In contrast, SDSU went 16-for-20 from the charity stripe.

Franklin finished with his second straight double-double and third in four games with his team-high 24 points and 10 rebounds. James Rahon had, perhaps, his best game as an Aztec with 22 points on 8-of-14 shooting (3-5 3FG). Chase Tapley, meanwhile, added 11 points and six rebounds.

UNLV	MP	FG	3FG	FT	R	F	A	TO	B	S	TP
Stanback	*24	3-9	1-4	0-0	5	1	0	1	0	2	7
Moser	*33	3-11	1-5	2-4	12	3	2	3	2	4	9
Massamba	*25	4-5	0-0	1-2	6	3	0	0	1	0	9
Bellfield	*35	1-12	1-6	1-2	1	2	4	2	1	1	4
Marshall	*35	8-17	3-7	7-11	8	3	1	5	2	1	26
Thomas	5	1-3	0-0	0-0	6	1	0	1	0	0	2
Wallace	3	0-0	0-0	0-0	0	0	0	0	0	0	0
Smith	4	0-3	0-1	0-0	0	1	0	0	0	0	0
Lopez	10	2-2	0-0	0-0	1	0	1	2	2	0	4
Hawkins	26	2-6	2-4	0-2	2	2	1	0	0	1	6
Team					2						
<b>Totals</b>	<b>200</b>	<b>24-68</b>	<b>8-27</b>	<b>11-21</b>	<b>43</b>	<b>16</b>	<b>9</b>	<b>14</b>	<b>8</b>	<b>9</b>	<b>67</b>

SDSU	MP	FG	3FG	FT	R	F	A	TO	B	S	TP
Shelton	*31	1-1	0-0	1-2	6	3	4	3	0	1	3
Franklin, J.	*38	8-18	0-4	8-8	10	2	2	3	1	1	24
Thames	*35	2-11	1-2	1-2	2	2	4	6	1	1	6
Rahon	*38	8-14	3-5	3-4	4	2	1	0	0	1	22
Tapley	*34	4-10	1-3	2-2	6	1	3	2	0	2	11
Green	13	1-1	0-0	0-0	3	1	2	0	1	1	2
Stephens	11	0-0	0-0	1-2	0	3	0	1	0	0	1
Team					4						
<b>Totals</b>	<b>200</b>	<b>24-55</b>	<b>5-14</b>	<b>16-20</b>	<b>35</b>	<b>14</b>	<b>16</b>	<b>16</b>	<b>3</b>	<b>7</b>	<b>69</b>

Halftime: San Diego State 34, UNLV 29. FG%: San Diego State 43.6, UNLV 35.3. 3FG%: San Diego State 35.7, UNLV 29.6. FT%: San Diego State 80.0, UNLV 52.4. Officials: Randy McCall, Shawn Lehigh, Kevin Brill. Technicals: UNLV - Brice Massamba.



## Game 18

#16/16 San Diego State 75  
rv/rv New Mexico 70

Jan. 18, 2012 ♦ Albuquerque, N.M.  
The Pit ♦ Att.: 15,411

ALBUQUERQUE, N.M. - No. 16 San Diego State overcame a slow start and went on to defeat New Mexico at The Pit, 75-70. The victory was the Aztecs' fifth in their last seven trips to the facility.

The Lobos jumped on SDSU from the outset and forced the Aztecs into bad early possessions. UNM enjoyed a 10-0 lead just 2 minutes, 36 seconds into the contest and held San Diego State scoreless until Garrett Green converted a lay-up 4 minutes, 37 seconds in.

Trailing 12-2, the Aztecs scored 10 unanswered points to tie the score. The Lobos took a six-point lead thanks to consecutive three-pointers from Phillip McDonald and led by as many as five with 4:42 left in the first half. Back-to-back threes from Chase Tapley and Xavier Thames gave the Aztecs a brief lead before both teams went into the locker room with New Mexico ahead, 31-30.

The Lobos started the second half much like the first by outscoring SDSU, 7-2, but the Aztecs would not go away quietly. Down by four with 12:34 to go, San Diego State went on a game-clinching 15-0 run, which included two threes Jamaal Franklin and five points from LaBradford Franklin.

The Aztecs' 11-point cushion was later extended to 13 after the under-four-minute media timeout and the visitors were never threatened the rest of the way. New Mexico hit five three-pointers in the final 2:46 to make the game somewhat close.

Thames finished with a career-high 22 points, while Jamaal Franklin and Tapley each scored 12 apiece. SDSU received a boost off the bench from LaBradford Franklin, who contributed nine points, three rebounds, two assists and zero turnovers in 13 minutes.

SDSU	MP	FG	3FG	FT	R	F	A	TO	B	S	TP
Shelton	*26	2-4	0-0	0-1	8	3	2	0	0	1	4
Thames	*34	7-11	3-5	5-5	1	0	4	1	0	0	22
Rahon	*32	3-4	2-2	0-0	2	2	1	0	0	1	8
Franklin, J.	*30	5-13	2-6	0-1	5	1	2	2	1	1	12
Tapley	*36	3-11	1-6	5-6	7	0	3	2	2	3	12
Williams	6	1-4	0-0	0-0	1	2	0	0	0	0	2
Franklin, L.	13	3-3	1-1	2-2	3	1	2	0	0	0	9
Green	9	2-3	0-0	0-0	2	2	0	1	0	0	4
Stephens	14	1-3	0-0	0-0	2	3	0	0	0	1	2
Team					3						
<b>Totals</b>	<b>200</b>	<b>27-56</b>	<b>9-20</b>	<b>12-15</b>	<b>34</b>	<b>14</b>	<b>14</b>	<b>6</b>	<b>3</b>	<b>7</b>	<b>75</b>

UNM	MP	FG	3FG	FT	R	F	A	TO	B	S	TP
Hardeman	*23	2-2	0-0	0-0	3	2	1	0	1	1	4
Gordon	*34	6-10	0-0	3-5	8	1	5	2	0	0	15
Williams	*35	6-13	4-7	0-0	3	3	5	2	0	0	16
Fenton	*29	4-14	2-5	0-1	3	3	6	2	0	1	10
Snell	*21	1-6	1-6	0-0	4	1	2	1	1	0	3
Greenwood	10	0-3	0-3	0-0	3	1	3	0	0	0	0
Adams	5	1-2	0-0	0-0	2	0	0	0	0	0	2
McDonald	23	7-14	6-9	0-0	4	3	0	2	0	1	20
Walker	8	0-5	0-1	0-0	0	2	0	0	0	0	0
Bairstow	12	0-0	0-0	0-1	5	1	0	0	0	0	0
Team					7						
<b>Totals</b>	<b>200</b>	<b>27-69</b>	<b>13-31</b>	<b>3-7</b>	<b>42</b>	<b>17</b>	<b>22</b>	<b>9</b>	<b>2</b>	<b>3</b>	<b>70</b>

Halftime: New Mexico 31, San Diego State 30. FG%: San Diego State 48.2, New Mexico 39.1. 3FG%: San Diego State 45.0, New Mexico 41.9. FT%: San Diego State 80.0, New Mexico 42.9. Officials: Mike Littlewood, Mike Reed, Hal Lusk. Technicals: None.



# 2011-12 Recaps

THREE STRAIGHT NCAA APPEARANCES ► BACK-TO-BACK MOUNTAIN WEST REGULAR-SEASON CHAMPIONS



## Game 19

#16/16 San Diego State 57  
Air Force 44

Jan. 21, 2012 ♦ San Diego, Calif.  
Viejas Arena ♦ Att.: 12,414

SAN DIEGO - No. 16 San Diego State made it a perfect 3-for-3 in Mountain West play as it defeated Air Force, 57-44, in front of a sold-out Viejas Arena crowd.

It was a typical Falcons-Aztecs game as both teams grinded out possessions. It was a two-point game more than halfway through the first period until Chase Tapley nailed a three to open a five-point cushion for the home side. The bucket spurred a 14-6 run and gave SDSU a 29-19 lead right before halftime. Air Force's Taylor Broekhuis, however, scored on a tip-in right before the first-half buzzer and the Aztecs enjoyed a 29-21 lead at the intermission.

Tapley knocked down another three on SDSU's first possession, which gave the Mountain West leaders an 11-point lead. San Diego State maintained a comfortable lead until the Falcons scored six answered points to get within 41-36 with 10:33 left. LaBradford Franklin put a brief stop to the run with a jumper, but another Falcon basket cut the lead to five again.

SDSU would not be denied on this night as it responded with eight straight points, including four from DeShawn Stephens to up its lead to 13 points. Air Force cut its deficit to seven with 2:03 left in regulation, but would get no closer as San Diego State went on to win its 10th straight game.

Tapley shared game-high honors with Air Force's Broekhuis as both tallied 16 points. Tapley also added a game-high three steals. Jamaal Franklin chipped in 14 points and a career-high 10 rebounds. The double-double was his fourth of the season and fourth in his last six games.

Joining Broekhuis in double figures was Mike Fitzgerald, who finished with 14 points.

AFA	MP	FG	3FG	FT	R	F	A	TO	B	S	TP
Williams	*20	0-4	0-1	1-2	4	1	3	0	0	0	1
Fitzgerald	*34	6-10	0-4	2-2	3	3	0	1	0	0	14
Broekhuis	*34	6-11	1-2	3-4	7	1	2	4	0	1	16
Fletcher	*31	0-5	0-4	0-0	1	2	2	2	0	0	0
Lyons	*38	1-11	0-4	2-2	6	1	2	4	0	1	4
Hammonds	*20	2-4	0-1	1-2	1	0	0	0	0	0	5
Carter	14	1-2	0-1	0-0	0	2	1	1	0	0	2
Brakeville	1	0-0	0-0	0-0	0	0	0	0	0	0	0
Hempsey	3	0-1	0-1	0-0	1	0	0	1	0	0	0
Kammerer	5	1-1	0-0	0-0	0	0	0	0	0	0	2
Team					6						
<b>Totals</b>	<b>200</b>	<b>17-49</b>	<b>1-18</b>	<b>9-12</b>	<b>29</b>	<b>10</b>	<b>10</b>	<b>13</b>	<b>0</b>	<b>2</b>	<b>44</b>

SDSU	MP	FG	3FG	FT	R	F	A	TO	B	S	TP
Shelton	*29	3-4	0-0	0-0	6	2	3	1	0	2	6
Franklin, J.	*36	5-11	2-5	2-2	10	2	3	4	1	1	14
Thames	*27	2-4	0-1	0-0	1	3	3	4	0	0	4
Rahon	*26	1-7	0-3	0-3	3	0	1	0	0	0	2
Tapley	*38	7-14	2-6	0-0	3	1	2	1	1	3	16
Williams	6	0-0	0-0	0-0	1	0	0	0	0	0	1
Franklin, L.	16	1-3	0-1	0-0	3	2	1	1	0	0	2
Green	10	3-5	0-0	1-1	0	0	0	0	0	0	7
Stephens	12	1-2	0-0	4-4	4	0	0	0	1	0	6
Team					2						
<b>Totals</b>	<b>200</b>	<b>23-50</b>	<b>4-16</b>	<b>7-10</b>	<b>33</b>	<b>10</b>	<b>13</b>	<b>11</b>	<b>3</b>	<b>7</b>	<b>57</b>

Halftime: San Diego State 29, Air Force 21. FG%: San Diego State 46.0, Air Force 34.7. 3FG%: San Diego State 25.0, Air Force 5.6. FT%: Air Force 75.0, San Diego State 70.0. Officials: Bill Gracey, Michael Irving, D.G. Nelson. Technicals: None.



## Game 20

#13/12 San Diego State 52  
Wyoming 42

Jan. 24, 2012 ♦ Laramie, Wyo.  
Arena-Auditorium ♦ Att.: 5,692

LARAMIE, Wyo. - Despite arriving in Laramie seven hours before tip-off and canceling its mid-day shootaround, No. 13/12 San Diego State defeated Wyoming, 52-42, to post its 11th consecutive victory and improve to 4-0 in the Mountain West.

The Aztecs, who chartered a plane to travel to Wyoming the day before the game, needed to refuel and landed in Cedar City, Utah. Heavy snow in the area grounded the plane and SDSU stayed the night in Utah.

The next morning, the Aztecs resumed their trip, stopped in Grand Junction, Colo., to refuel once again before landing in Laramie at 11:30 a.m. MT for a 6:30 p.m. MT tip.

The effects of what turned out to be a 20-hour trip seemed to be non-existent for SDSU as it was efficient on offense and defense in the first half. Six straight points from Jamaal Franklin with under five minutes to play opened a 25-18 lead for the Aztecs, who went into halftime with a 25-22 lead. Nine first-half turnovers by San Diego State kept the Cowboys in the game despite the homeside being limited to 36.4 percent shooting.

The Aztecs put a stranglehold on the game with a 16-4 run out of halftime, which put the Cowboys into a 15-point hole with 12:18 to play.

Wyoming scored seven unanswered points to get within 41-33, but San Diego State put an end to the run with a three by Chase Tapley and the Aztecs enjoyed a double-digit lead the rest of the way.

Franklin posted his fifth double-double in the last seven games with 12 points and a career-high 11 points. Tapley, meanwhile, added 12 points of his own.

Leonard Washington, Wyoming's top threat, scored 10 points in the first half and was limited to just two in the second. He also had eight rebounds.

SDSU	MP	FG	3FG	FT	R	F	A	TO	B	S	TP
Shelton	*22	2-2	0-0	1-2	3	3	1	0	0	0	5
Rahon	*33	4-7	1-2	0-0	3	0	0	3	0	2	9
Thames	*35	3-6	0-1	2-2	0	1	3	5	1	2	8
Franklin, J.	*29	4-7	2-4	2-2	11	4	0	7	0	1	12
Tapley	*34	5-10	2-4	0-0	4	0	1	0	0	0	12
Williams	2	0-2	0-0	0-0	1	1	0	1	0	0	0
Franklin, L.	15	0-0	0-0	0-0	0	3	3	2	0	0	0
Green	17	2-5	0-0	0-0	4	1	1	0	0	0	4
Stephens	13	1-2	0-0	0-0	1	2	0	1	0	0	2
Team					3						
<b>Totals</b>	<b>200</b>	<b>21-41</b>	<b>5-11</b>	<b>5-6</b>	<b>30</b>	<b>15</b>	<b>9</b>	<b>19</b>	<b>1</b>	<b>5</b>	<b>52</b>

WY	MP	FG	3FG	FT	R	F	A	TO	B	S	TP
Washington	*34	4-10	2-6	2-5	8	2	1	1	3	2	12
Waddell	*18	1-4	0-0	2-2	0	3	0	0	1	1	4
Luster	*37	1-10	0-4	2-2	2	2	4	3	0	1	4
Martinez	*29	4-12	3-9	0-0	2	2	1	2	0	2	11
Cruz	*36	2-7	0-2	1-2	4	3	0	3	0	1	5
Bouedo	17	0-2	0-1	0-0	0	0	1	1	0	0	0
Grabau	1	0-0	0-0	0-0	0	0	0	1	0	0	0
Nance, Jr.	25	3-4	0-0	0-1	8	1	0	2	1	0	6
Watsabaugh	3	0-0	0-0	0-0	0	0	0	1	0	0	0
Team					3			1			
<b>Totals</b>	<b>200</b>	<b>15-49</b>	<b>5-22</b>	<b>7-12</b>	<b>27</b>	<b>13</b>	<b>7</b>	<b>15</b>	<b>5</b>	<b>7</b>	<b>42</b>

Halftime: San Diego State 25, Wyoming 22. FG%: San Diego State 51.2, Wyoming 30.6. 3FG%: San Diego State 45.5, Wyoming 22.7. FT%: San Diego State 83.3, Wyoming 58.3. Officials: David Hall, Verne Harris, Gerry Pollard. Technicals: None.



## Game 21

Colorado State 77  
#13/12 San Diego State 60

Jan. 28, 2012 ♦ Fort Collins, Colo.  
Moby Arena ♦ Att.: 6,038

FORT COLLINS, Colo. - No. 13/12 San Diego State had its 11-game winning streak snapped as Colorado State defeated the Aztecs, 77-60, at Moby Arena. The loss was SDSU's first since Nov. 30, 2011.

Things were going well for the Aztecs early on as they scored on their first three possessions and were dominating the glass. SDSU took an 11-8 lead on Jamaal Franklin's three-pointer, but a 5-2 run by the Rams tied the score at 13.

The final two points of CSU's 5-2 spurt was a part of a larger 12-2 run, which put San Diego State in a 23-15 hole with 10:52 left in the half. The Aztecs cut the lead to six following a pair of Xavier Thames free throws, but that would be as close as the visitors would get the rest of the way. Chase Tapley's two free throws and Franklin's jumper with 2:14 left trimmed their deficit to eight points, but four consecutive points by Wes Eikmeier to end the half gave the Rams a 12-point advantage at halftime.

Colorado State maintained its double-digit lead for the rest of the game, but the Aztecs made them work for it as SDSU forced the Rams into 13 second-half turnovers. San Diego State's full-court pressure, in addition to only two turnovers in the second half, caused CSU fits at times and it helped the Aztecs cut their deficit to 12 points with 4:11 left in regulation.

The Rams proved to be too much for SDSU on this afternoon as they shot 49.0 percent from the field, 46.2 percent from beyond the arc and a Mountain West record 23-for-23 from the charity stripe.

Franklin led SDSU with 24 points and 10 rebounds, while Thames and Tapley each scored 10. Eikmeier, meanwhile, led CSU with 19 points and Will Bell added 17. Pierce Hornung grabbed 13 boards.

SDSU	MP	FG	3FG	FT	R	F	A	TO	B	S	TP
Shelton	*23	3-3	0-0	0-0	7	2	0	0	1	0	6
Thames	*34	2-11	0-2	6-6	2	4	3	0	1	1	10
Rahon	*33	1-8	1-4	1-2	1	3	1	0	0	0	4
Franklin, J.	*37	8-18	2-7	6-7	10	4	0	3	2	0	24
Tapley	*36	3-17	0-6	4-5	2	3	1	2	0	3	10
Williams	2	0-0	0-0	0-0	0	0	0	0	0	0	0
Franklin, L.	12	0-4	0-2	0-0	1	2	1	1	0	1	0
Green	9	1-1	0-0	0-0	1	2	0	1	0	0	2
Stephens	14	2-2	0-0	0-0	3	0	1	1	0	1	4
Team					3						
<b>Totals</b>	<b>200</b>	<b>20-64</b>	<b>3-21</b>	<b>17-20</b>	<b>30</b>	<b>20</b>	<b>7</b>	<b>8</b>	<b>4</b>	<b>6</b>	<b>60</b>

CSU	MP	FG	3FG	FT	R	F	A	TO	B	S	TP
Hornung	*29	4-5	0-0	0-0	13	4	2	4	0	0	8
Bell	*33	6-9	0-0	5-5	5	2	0	2	0	0	17
Smith, G.	*25	3-4	0-0	2-2	8	1	1	1	0	0	8
Eikmeier	*34	5-15	1-3	8-8	3	2	1	3	0	0	19
Green	*36	3-8	2-5	4-4	2	4	4	4	0	0	12
Mann	2	0-0	0-0	0-0	0	0	0	0	0	0	0
Carr	7	0-1	0-0	0-0	2	4	1	1	0	0	0
Sabas	25	2-5	2-4	4-4	3	1	1	1	0	0	10
Calcaterra	1	0-0	0-0	0-0	0	1	0	0	0	0	0
Smith, D.	7	1-2	1-1	0-0	1	1	3	0	0	1	3
Team					3			1			
<b>Totals</b>	<b>200</b>	<b>24-49</b>	<b>6-13</b>	<b>23-23</b>	<b>40</b>	<b>20</b>	<b>13</b>	<b>17</b>	<b>0</b>	<b>1</b>	<b>77</b>

Halftime: Colorado State 40, San Diego State 28. FG%: Colorado State 49.0, San Diego State 31.3. 3FG%: Colorado State 46.2, San Diego State 14.3. FT%: Colorado State 100.0, San Diego State 85.0. Officials: Randy McCall, Shawn Lehigh, Brad Gaston. Technicals: None.

# 2011-12 Recaps

THREE STRAIGHT NCAA APPEARANCES ► BACK-TO-BACK MOUNTAIN WEST REGULAR-SEASON CHAMPIONS



2011-12 RECAPS < REVIEW



## Game 22

#17/17 San Diego State 58  
Boise State 56

Feb. 1, 2012 ♦ San Diego, Calif.  
Viejas Arena ♦ Att.: 12,414

SAN DIEGO - No. 17 San Diego State rallied from 12 down in the second half and Boise State missed a three at the final horn to allow the Aztecs to escape with a 58-56 victory in front of a sold-out Viejas Arena.

The Broncos, who trailed by one after Chase Tapley made 1-of-2 free throws with seven seconds to play, had one chance to upset the Mountain West leaders. Following the Tapley miss, Boise State brought the ball down the floor and found a wide-open Thomas Bropleh in the corner. The forward had a clean look, but his attempt went in and out.

The Aztecs, who struggled in their last outing, looked to have righted the ship as they took a 10-3 lead just 5 minutes, 18 seconds into the contest. SDSU, however, went cold and Boise State scored 14 unanswered points to lead 17-10 with 8:19 left in the first half. The Broncos eventually took a 10-point lead before settling for a 33-25 halftime cushion.

Boise State maintained its double-digit advantage early in the second half until San Diego State went on its own 14-0 run and took a 41-38 lead following a 16-2 stretch.

SDSU upped its lead to 47-40 with 5:49 to play, but the Broncos would not go away and trimmed their deficit to one point three different times in the final 28 seconds, which led to Tapley's 1-for-2 effort late and Bropleh's miss on the final two sequences.

San Diego State, which made 25-of-29 free throws, was led by Jamaal Franklin's 16 points and eight rebounds. Tapley finished with 14 points and Tim Shelton matched his season high with eight boards.

Anthony Drmic and Tre Nichols each scored 17 point to lead the Broncos.

BSU	MP	FG	3FG	FT	R	F	A	TO	B	S	TP
Drmic	*35	6-11	3-5	2-4	7	2	2	2	0	0	17
Bropleh	*16	0-2	0-2	0-0	3	3	0	3	0	2	0
Buckner	*17	1-1	0-0	1-2	1	5	1	2	0	0	3
Marks	*26	5-9	0-2	2-4	3	5	2	4	2	1	12
Perryman	*25	1-2	0-1	0-0	5	4	1	1	1	0	1
Hanstad	10	0-0	0-0	0-0	1	0	1	0	1	1	0
Nichols	26	6-16	4-9	1-2	3	0	0	0	0	0	17
Wiley	23	0-4	0-3	0-0	3	2	2	2	0	0	0
Watkins	15	1-4	0-0	0-1	2	3	0	4	1	2	2
Crayton	7	1-2	0-0	1-3	3	1	0	0	0	0	3
Team					2						1
<b>Totals</b>	<b>200</b>	<b>21-51</b>	<b>7-22</b>	<b>7-16</b>	<b>33</b>	<b>25</b>	<b>9</b>	<b>19</b>	<b>4</b>	<b>7</b>	<b>56</b>

SDSU	MP	FG	3FG	FT	R	F	A	TO	B	S	TP
Shelton	*27	1-2	0-1	1-2	8	5	1	2	0	1	3
Franklin, J.	*30	3-9	1-5	9-10	8	3	0	6	1	0	16
Thames	*32	1-7	0-1	4-4	3	0	2	3	0	1	6
Rahon	*29	1-5	1-3	0-0	3	4	0	0	0	0	3
Tapley	*38	5-16	1-6	3-4	3	4	2	3	0	2	14
Williams	8	1-3	0-2	4-4	1	0	0	0	0	0	6
Franklin, L.	13	1-2	0-1	3-3	2	1	1	1	0	1	5
Green	5	0-0	0-0	1-2	0	2	0	0	1	0	1
Stephens	18	2-4	0-0	0-0	4	2	0	0	0	0	4
Team					2						2
<b>Totals</b>	<b>200</b>	<b>15-48</b>	<b>3-19</b>	<b>25-29</b>	<b>34</b>	<b>21</b>	<b>6</b>	<b>15</b>	<b>2</b>	<b>5</b>	<b>58</b>

Halftime: Boise State 33, San Diego State 25. FG%: Boise State 41.2, San Diego State 31.3. 3FG%: Boise State 31.8, San Diego State 15.8. FT%: San Diego State 86.2, Boise State 43.8. Officials: Scott Thornley, Tom O'Neill, Bob Staffen. Technicals: None.



## Game 23

#17/17 San Diego State 83  
TCU 73

Feb. 4, 2012 ♦ San Diego, Calif.  
Viejas Arena ♦ Att.: 12,414

SAN DIEGO - No. 17 San Diego State withstood a three-point barrage by TCU and shot over 50 percent from the field to defeat the Horned Frogs, 83-73, in front of a sold-out Viejas Arena crowd. With the win, the Aztecs finished the first half of league play in first place with a 6-1 record.

TCU shot 60.9 percent from the field, including 53.8 percent from behind the arc. Of its 14 first-half field goals, seven were from distance. SDSU, meanwhile, weathered the storm and shot 53.1 percent from the floor and used a 14-4 run to take a 33-27 lead with 4:50 left in the first half. The Aztecs eventually went into the locker room ahead, 46-39.

In the second half, San Diego State scored the first six points to open up a double-digit lead and never looked back. While the Aztecs were flirting with 50.0 percent shooting, their defense stifled the Horned Frogs. TCU shot just 9-for-25 (36.0 percent) in the second half.

Jamaal Franklin led all players with 24 points and a career-high 11 rebounds. James Rahon, who had only 18 points in his previous four games, finished with 16 points and a season-high four assists. Chase Tapley added 14 points, while DeShawn Stephens chipped in 13 points and six rebounds off the bench.

Kyan Anderson led TCU with 22 points and J.R. Cadot contributed 15. Between Anderson, Cadot and backcourt teammate Hank Thorns, the trio was 9-for-15 from three-point range.

TCU	MP	FG	3FG	FT	R	F	A	TO	B	S	TP
Green	*32	3-7	1-3	0-0	1	1	1	1	0	1	7
Williams	*14	1-3	0-1	4-4	3	2	0	0	0	0	6
Anderson	*36	6-9	3-4	7-7	3	0	3	2	0	1	22
Thorns	*34	3-9	3-7	0-0	0	3	4	6	0	2	9
Cadot	*25	4-7	3-4	4-5	2	3	1	2	0	1	15
Crossland	7	0-0	0-0	0-0	2	2	1	1	0	0	0
Fields	19	1-5	1-4	0-0	1	1	1	1	1	0	3
Montigel	1	1-1	0-0	0-0	0	0	0	0	0	0	2
Kone	1	0-1	0-0	0-0	0	0	0	0	0	0	0
Butler	9	1-2	0-0	0-0	4	1	1	1	0	1	2
McKinney	21	2-3	0-0	0-0	3	2	0	2	0	0	4
Zurcher	1	1-1	1-1	0-0	0	0	0	0	0	0	3
Team					2						2
<b>Totals</b>	<b>200</b>	<b>23-48</b>	<b>12-24</b>	<b>15-16</b>	<b>21</b>	<b>15</b>	<b>12</b>	<b>16</b>	<b>1</b>	<b>6</b>	<b>73</b>

SDSU	MP	FG	3FG	FT	R	F	A	TO	B	S	TP
Shelton	*18	1-3	0-1	2-2	2	1	4	1	0	0	4
Franklin, J.	*33	7-11	1-3	9-10	11	2	1	2	1	0	24
Thames	*30	1-5	0-0	1-2	2	3	1	4	0	0	3
Rahon	*34	6-14	4-10	0-0	5	1	4	0	0	2	16
Tapley	*32	5-10	2-3	2-2	5	2	1	1	0	2	14
Franklin, L.	12	1-3	0-2	0-0	1	1	2	0	0	0	2
Green	12	3-4	0-0	1-2	2	4	0	2	0	1	7
Stephens	25	6-8	0-0	1-4	6	2	1	1	0	0	13
Staten	1	0-0	0-0	0-0	0	0	0	1	0	0	0
Ebrahimian	1	0-0	0-0	0-0	0	0	0	0	0	0	0
Castleberry	1	0-1	0-1	0-0	0	0	0	1	0	0	0
Douglas	1	0-0	0-0	0-0	0	1	0	0	0	0	0
Team					1						1
<b>Totals</b>	<b>200</b>	<b>30-59</b>	<b>7-20</b>	<b>16-22</b>	<b>35</b>	<b>17</b>	<b>14</b>	<b>13</b>	<b>1</b>	<b>5</b>	<b>83</b>

Halftime: San Diego State 46, TCU 39. FG%: San Diego State 50.8, TCU 47.9. 3FG%: TCU 50.0, San Diego State 35.0. FT%: TCU 93.8, San Diego State 72.7. Officials: Larry Spaulding, Dan Chrisman, D.G. Nelson. Technicals: None.



## Game 24

#14/16 UNLV 65  
#13/14 San Diego State 63

Feb. 11, 2012 ♦ Las Vegas, Nev.  
Thomas & Mack Center ♦ Att.: 18,577

LAS VEGAS - No. 13/14 San Diego State rallied from a 13-point second-half deficit and took a one-point lead with 85 seconds to play, but could not finish the deal as No. 14/16 UNLV defeated the Aztecs, 65-63, in front of a sold-out crowd at Thomas & Mack Center.

The loss snapped the Aztecs' six-game winning streak over the Runnin' Rebels and stopped their three-game winning streak vs. UNLV at Thomas & Mack Center.

San Diego State trailed, 37-29, at halftime and its deficit swelled to 13 points with 15:01 to play in regulation. UNLV enjoyed its largest lead of the game after Brice Massamba scored the Rebels' first 10 points of the half.

UNLV led, 58-47, with 9:18 to play until Chase Tapley caught fire and singlehandedly got the Aztecs back into the game. The junior hit consecutive threes and scored 10 straight points for SDSU, but the Rebels seemed to have an answer every time. After Tapley scored his 10th point in a row, the Aztecs still trailed by five.

Garrett Green came off the bench and contributed three unanswered points for San Diego State and Tapley added another three with 1:25 left in regulation to five the Aztecs a 63-62 lead.

With under a minute to play, Jamaal Franklin drove baseline and appeared to be fouled, but no call was made and UNLV went the other way and reclaimed the lead after an Anthony Marshall lay-up with 38 seconds left.

Justin Hawkins made one of two free throws with 10 seconds left to give UNLV a 65-63 lead. Xavier Thames hustled the ball up the court, but had the ball poked away by Hawkins and the Rebels escaped with the win.

SDSU	MP	FG	3FG	FT	R	F	A	TO	B	S	TP
Shelton	*24	2-3	0-0	1-4	7	1	1	3	0	0	5
Thames	*36	3-8	1-2	1-1	6	3	8	2	1	2	8
Rahon	*37	2-4	0-0	0-0	1	3	1	1	0	0	4
Franklin, J.	*34	5-12	2-7	3-4	8	2	0	5	0	1	15
Tapley	*32	9-16	4-7	0-0	3	3	1	1	0	0	22
Franklin, L.	8	0-2	0-0	0-0	1	0	0	3	0	0	0
Green	15	2-3	0-0	1-2	4	3	0	1	0	0	5
Stephens	14	2-3	0-0	0-0	4	0	1	1	0	0	4
Team					3						3
<b>Totals</b>	<b>200</b>	<b>25-51</b>	<b>7-16</b>	<b>6-11</b>	<b>37</b>	<b>15</b>	<b>12</b>	<b>17</b>	<b>1</b>	<b>3</b>	<b>63</b>

UNLV	MP	FG	3FG	FT	R	F	A	TO	B	S	TP
Stanback	*26	2-8	1-4	0-1	4	0	2	0	1	2	5
Moser	*36	9-20	1-5	0-0	9	2	2	1	4	6	19
Massamba	*26	6-7	0-0	0-0	4	3	1	2	0	0	12
Bellfield	*35	6-12	2-6	1-1	3	0	6	1	0	2	15
Marshall	*35	2-9	0-4	1-4	6	2	8	1	0	1	5
Thomas	9	0-2	0-0	0-0	2	2	0	1	2	0	0
Wallace	3	1-1	1-1	0-0	0	0	0	0	0	0	3
Smith	6	0-3	0-2	0-0	1	0	1	0	0	0	0
Lopez	5	0-1	0-0	2-2	2	0	0	2	1	0	2
Hawkins	19	1-3	1-3	1-2	3	0	1	0	1	2	4
Team					1						1
<b>Totals</b>	<b>200</b>	<b>27-66</b>	<b>6-25</b>	<b>5-10</b>	<b>35</b>	<b>9</b>	<b>21</b>	<b>8</b>	<b>9</b>	<b>13</b>	<b>65</b>

Halftime: UNLV 37, San Diego State 29. FG%: San Diego State 49.0, UNLV 40.9. 3FG%: San Diego State 43.8, UNLV 24.0. FT%: San Diego State 54.5, UNLV 50.0. Officials: Randy McCall, Dick Cartmel, Mike Reed. Technicals: None.

# 2011-12 Recaps

THREE STRAIGHT NCAA APPEARANCES ► BACK-TO-BACK MOUNTAIN WEST REGULAR-SEASON CHAMPIONS



## Game 25

rv/rv New Mexico 77  
#13/15 San Diego State 67  
Feb. 15, 2012 ♦ San Diego, Calif.  
Viejas Arena ♦ Att.: 12,414

SAN DIEGO - No. 13/15 San Diego State suffered its second consecutive defeat for the first time in 80 games as it fell to New Mexico at home, 77-67.

The loss was SDSU's second of the season at home and knocked them into second place in the Mountain West standings. The Lobos, meanwhile, propelled themselves into first place.

The Aztecs trailed by as many as 10 points in the first half before cutting their deficit to four points at halftime, 36-32.

San Diego State tied the score at 38-38 as a result of its 6-2 run to start the second half. New Mexico, however, hit three straight three-pointers to open a nine-point lead. The Lobos weren't done as they went on to score four more points en route to a 13-0 run before Garrett Green hit one free throw to temporarily end the onslaught. UNM finished on a 16-1 run and led, 54-39, with 13:53 to go in regulation.

Chase Tapley, who was held scoreless for the first 35 minutes, 18 seconds, finally broke through with a lay-up to bring SDSU within eight points. Later, Tapley hit a three and made a spectacular lay-up to help the Aztecs close the gap to six points with 2:32 remaining.

Every time San Diego State made a run at the Lobos, New Mexico had an answer and none more so than at the end of the game. Following Tapley's bucket, UNM closed the game on a 7-3 run to provide the final margin.

Jamaal Franklin finished with 16 points and 10 rebounds, and Tim Shelton produced his best game of the season with 13 points and two charges drawn.

Kendall Williams led UNM with 21 points. Drew Gordon added 17 points and 17 rebounds.

UNM	MP	FG	3FG	FT	R	F	A	TO	B	S	TP
Hardeman	*16	1-1	0-0	1-2	1	4	0	1	0	1	3
Gordon	*35	7-15	0-0	3-4	17	3	2	2	1	0	17
Greenwood	*23	1-5	1-3	0-0	4	2	2	2	0	1	3
Williams	*38	7-10	5-6	2-2	4	1	1	0	0	2	21
Snell	*18	0-4	0-2	0-0	0	2	0	0	0	0	0
Adams	7	3-4	2-3	0-0	1	5	0	1	0	0	8
Fenton	22	5-7	1-3	4-5	1	0	3	0	0	1	15
McDonald	13	0-1	0-1	0-2	0	0	1	0	0	0	0
Walker	17	2-5	1-1	1-2	3	4	1	4	0	0	6
Bairstow	11	2-4	0-0	0-0	2	3	1	1	2	0	4
Team					0						
<b>Totals</b>	<b>200</b>	<b>28-56</b>	<b>10-19</b>	<b>11-17</b>	<b>33</b>	<b>22</b>	<b>13</b>	<b>11</b>	<b>3</b>	<b>5</b>	<b>77</b>

SDSU	MP	FG	3FG	FT	R	F	A	TO	B	S	TP
Shelton	*28	4-9	1-1	4-4	1	3	2	2	0	0	13
Thames	*40	2-6	0-1	3-4	5	3	4	4	0	1	9
Rahon	*35	5-10	1-4	0-0	3	2	1	1	0	0	11
Franklin, J.	*30	5-11	0-4	6-7	10	3	2	2	0	0	16
Tapley	*38	3-11	1-4	0-0	5	0	2	0	0	0	7
Franklin, L.	3	0-0	0-0	0-0	0	1	0	0	0	0	0
Green	19	4-6	0-0	1-5	2	3	0	1	2	0	9
Stephens	7	1-2	0-0	0-0	3	0	0	2	0	0	2
Team					2						
<b>Totals</b>	<b>200</b>	<b>25-55</b>	<b>3-14</b>	<b>14-20</b>	<b>31</b>	<b>14</b>	<b>12</b>	<b>12</b>	<b>2</b>	<b>1</b>	<b>67</b>

Halftime: New Mexico 36, San Diego State 32. FG%: New Mexico 50.0, San Diego State 45.5. 3FG%: New Mexico 52.6, San Diego State 21.4. FT%: San Diego State 70.0, New Mexico 64.7. Officials: Verne Harris, Mike Littlewood, Chris Rastatter. Technicals: New Mexico - Kendall Williams, San Diego State - Jamaal Franklin, Garrett Green.



## Game 26

Air Force 58  
#13/15 San Diego State 56  
Feb. 18, 2012 ♦ USAFA, Colo.  
Clune Arena ♦ Att.: 2,483

USAFA, Colo. - No. 13/15 San Diego State had a chance to win the game at the buzzer, but Xavier Thames' three-point attempt fell short as the Aztecs dropped a 58-56 decision at Air Force. The loss was SDSU's third in a row and its first three-game losing streak in 143 games.

SDSU was without the services of starting guard/forward Jamaal Franklin, who was ruled out just before tip with an ankle injury. Garrett Green started in his place and he, too, went down with an ankle injury and the Aztecs played the final 11:57 without the senior forward.

San Diego State led by six with 2:08 before halftime, but Air Force closed the half on a 7-1 run to tie the score at 29-29.

Green scored the first three points of the second half, which gave SDSU a lead it would carry deep into the game. Chase Tapley nailed a three with 5:40 to play to give the Aztecs a 46-43 lead.

Air Force tied the game at 48-48 and that was the beginning of a 10-0 Falcon run, which gave AFA a 56-48 lead. SDSU, however, extended its defense and narrowed its deficit to one after a Tim Shelton lay-up. Todd Fletcher made 1-of-2 free throws with eight seconds left to give Air Force a 58-56 lead and that eventually led to Thames' last-second attempt at a win.

Tapley led the Aztecs with 17 points and nine rebounds, while Shelton added 13 points and a game-high 11 boards. Green collected 10 rebounds.

Michael Lyons led all players with 27 points.

SDSU	MP	FG	3FG	FT	R	F	A	TO	B	S	TP
Green	*18	2-5	0-0	1-2	10	2	1	2	0	0	5
Shelton	*31	5-10	0-0	3-8	11	3	2	1	0	0	13
Thames	*36	2-7	0-2	5-6	3	4	5	3	0	0	9
Rahon	*34	1-8	0-5	0-0	4	4	0	3	0	0	2
Tapley	*37	6-12	3-6	2-3	9	2	1	4	0	1	17
Williams	15	1-3	0-1	2-2	2	3	0	0	0	1	4
Franklin, L.	15	0-3	0-2	4-4	3	1	1	1	0	1	4
Stephens	12	1-4	0-0	0-0	4	1	0	2	0	0	2
Ebrahimian	2	0-0	0-0	0-0	1	1	0	0	0	0	0
Team					0						
<b>Totals</b>	<b>200</b>	<b>18-52</b>	<b>3-16</b>	<b>17-25</b>	<b>47</b>	<b>21</b>	<b>10</b>	<b>16</b>	<b>0</b>	<b>3</b>	<b>56</b>

AFA	MP	FG	3FG	FT	R	F	A	TO	B	S	TP
Williams	*14	0-3	0-2	2-2	1	1	3	2	0	1	2
Fitzgerald	*30	3-7	0-3	1-1	7	4	2	0	0	0	7
Broekhuis	*25	1-3	1-2	0-0	4	2	0	2	3	0	3
Fletcher	*34	1-5	1-4	3-4	3	2	2	2	0	2	6
Lyons	*38	9-19	6-10	3-4	2	1	0	0	0	4	27
Olesinski	1	0-0	0-0	0-0	0	0	0	0	0	0	0
Hammonds	6	0-0	0-0	1-2	1	1	0	0	0	0	1
Carter	1	0-0	0-0	0-0	0	0	0	0	0	0	0
Earls	0+	0-0	0-0	0-0	0	1	0	0	0	0	0
Yon	20	2-4	0-2	6-7	1	0	2	0	0	0	10
Green	12	4-4	0-2	0-0	3	3	1	0	0	0	0
Brakeville	2	0-0	0-0	0-0	0	0	0	0	0	0	0
Hempsey	5	0-0	0-0	0-0	1	0	0	0	0	0	0
Barnhill	11	0-1	0-1	2-2	1	1	0	0	1	1	2
Kammerer	1	0-0	0-0	0-0	0	0	0	2	0	0	0
Team					3						
<b>Totals</b>	<b>200</b>	<b>16-46</b>	<b>8-26</b>	<b>18-22</b>	<b>27</b>	<b>16</b>	<b>10</b>	<b>8</b>	<b>4</b>	<b>8</b>	<b>58</b>

Halftime: San Diego State 29, Air Force 29. FG%: Air Force 34.8, San Diego State 34.6. 3FG%: Air Force 30.8, San Diego State 18.8. FT%: Air Force 81.8, San Diego State 68.0. Officials: Dan Chrisman, Eric Curry, Kevin Brill. Technicals: None.



## Game 27

#24/25 San Diego State 67  
Wyoming 58 (ot)  
Feb. 22, 2012 ♦ San Diego, Calif.  
Viejas Arena ♦ Att.: 12,414

SAN DIEGO - No. 24/25 San Diego State snapped its three-game losing streak and prevented its first four-game losing streak since 2005 with a 67-58 overtime victory vs. Wyoming at a sold-out Viejas Arena.

The Aztecs, who trailed 30-26 at halftime, rallied from a nine-point second-half deficit and a four-point hole with 2:19 to play.

Down 52-48, Chase Tapley knocked down a three and Garrett Green converted a lay-up with 1:26 left in regulation to lift SDSU to a 53-52 lead. With under a minute to play, Green, who entered the game shooting 47.7 percent from the free-throw line, calmly made both from the stripe to provide the Aztecs with a three-point cushion with 41 seconds on the clock.

Wyoming, however, ended a 2-minute, 15-second scoring drought with a Luke Martinez three, which tied the score. Tapley had one final look to end the second half, but his lay-up was off the mark and the game went into overtime.

In the extra session, Jamaal Franklin, who returned from a one-game absence due to an ankle injury, scored the first five points and Tapley added a bucket to put the Aztecs up, 62-55. Wyoming cut its deficit to five, but would not get any closer as San Diego State outscored the Cowboys, 12-3, in OT to earn its 21st win of the season.

Green, who missed the final 11 minutes at Air Force due to an ankle injury, came off the bench and led all scorers with 14 points on 6-of-6 shooting from the field. Franklin added 12 points, while Tim Shelton and Tapley each scored 10 points apiece.

Xavier Thames and DeShawn Stephens were also solid for SDSU as Thames contributed nine points and a game-high six assists, while Stephens chipped in eight points and seven boards.

UW	MP	FG	3FG	FT	R	F	A	TO	B	S	TP
Washington	*15	2-4	2-2	3-4	5	5	0	2	0	0	9
Waddell	*42	4-9	0-0	2-4	6	1	1	3	1	0	10
Luster	*38	2-5	2-5	0-0	2	5	2	2	0	1	6
Martinez	*35	1-5	1-5	2-3	2	1	2	1	0	1	5
Cruz	*37	4-9	0-3	0-0	3	4	3	3	0	0	8
Bouedo	19	4-5	3-4	0-0	0	0	1	0	0	0	11
Gilmore	7	0-2	0-1	0-0	0	1	1	0	0	0	0
Nance, Jr.	31	3-6	1-2	2-2	4	2	1	1	1	0	9
Watsbaugh	1	0-0	0-0	0-0	1	1	0	0	0	0	0
Team					0						
<b>Totals</b>	<b>225</b>	<b>20-45</b>	<b>9-22</b>	<b>9-13</b>	<b>23</b>	<b>20</b>	<b>11</b>	<b>14</b>	<b>2</b>	<b>2</b>	<b>58</b>

SDSU	MP	FG	3FG	FT	R	F	A	TO	B	S	TP
Shelton	*37	4-7	0-0	2-2	7	1	1	0	1	2	10
Franklin, J.	*34	3-10	1-5	5-7	5	3	0	3	0	1	12
Thames	*36	3-8	0-1	3-3	1	1	6	1	1	2	9
Rahon	*28	1-4	0-1	0-0	1	2	0	1	0	0	2
Tapley	*37	3-12	2-3	2-2	3	4	1	1	0	1	10
Franklin, L.	15	1-3	0-1	0-0	2	2	4	2	0	0	2
Green	20	6-6	0-0	2-4	3	0	0	1	0	0	14
Stephens	18	4-7	0-0	0-0	7	2	0	1	0	0	8
Team					4						
<b>Totals</b>	<b>225</b>	<b>25-57</b>	<b>3-11</b>	<b>14-18</b>	<b>33</b>	<b>15</b>	<b>12</b>	<b>10</b>	<b>2</b>	<b>6</b>	<b>67</b>

Halftime: Wyoming 30, San Diego State 26. End of Regulation: San Diego State 55, Wyoming 55. FG%: Wyoming 44.4, San Diego State 43.9. 3FG%: Wyoming 40.9, San Diego State 27.3. FT%: San Diego State 77.8, Wyoming 69.2. Officials: Scott Thornley, Mike Reed, Kipp Kissinger. Technicals: None.

# 2011-12 Recaps

THREE STRAIGHT NCAA APPEARANCES ► BACK-TO-BACK MOUNTAIN WEST REGULAR-SEASON CHAMPIONS



2011-12 RECAPS ◀ REVIEW



## Game 28

#24/25 San Diego State 74  
Colorado State 66  
Feb. 25, 2012 ♦ San Diego, Calif.  
Viejas Arena ♦ Att.: 12,414

SAN DIEGO - No. 24/25 San Diego State closed its regular-season home schedule with a 74-66 victory over Colorado State. The Aztecs sent seniors Tim Shelton and Garrett Green out in style in front of a sold-out Viejas Arena crowd.

Jamaal Franklin enjoyed one of his best games at San Diego State, compiling a career-high-tying 31 points and a personal-best 16 rebounds. The sophomore was a career-high 14-for-15 from the free-throw line and added two blocked shots and an assist in 35 minutes.

SDSU trailed by as many as nine points midway through the first half until Franklin scored eight unanswered points to bring the Aztecs to within one point, 21-20. CSU's Pierce Hornung, however, responded with five straight points to build the Rams' lead back to six. Franklin ended up scoring 12 consecutive points for San Diego State, which trailed, 34-30, at halftime.

The game remained close for much of the second half and Colorado State enjoyed a 52-51 lead after Jesse Carr connected on a three-pointer. Xavier Thames knocked down a jumper, which sparked a 7-0 run to put the Aztecs out in front, 58-52.

CSU made another run at SDSU by scoring five points in a row, but Franklin ended the threat by converting a three-point bucket to put the Aztecs up, 61-57.

San Diego State increased its cushion to eight points with 1:39 to play and the Rams cut their deficit to four points on two different occasions, but would not get any closer the rest of the way.

Joining Franklin in double figures was Thames, who scored all 15 points in the second half, and James Rahon, who finished with 14 points (4-8 3FG).

CSU	MP	FG	3FG	FT	R	F	A	TO	B	S	TP
Hornung	*26	5-12	0-0	1-1	9	5	2	1	1	2	11
Eikmeier	*32	5-18	2-6	2-2	3	1	1	2	0	0	14
Sabas	*33	3-4	1-1	0-0	1	2	1	0	0	0	7
Green	*35	5-12	0-4	4-6	7	0	1	0	0	0	14
Smith, D.	*9	0-1	0-0	0-0	1	1	0	0	0	0	0
Mann	0+	0-0	0-0	0-0	0	0	0	0	0	0	0
Carr	28	2-6	1-2	2-2	4	5	2	1	1	0	7
Bell	18	2-4	0-0	0-0	2	1	0	0	0	0	4
Smith, G.	19	4-9	1-1	0-0	4	5	2	1	1	0	9
Team					2						
<b>Totals</b>	<b>200</b>	<b>26-66</b>	<b>5-14</b>	<b>9-11</b>	<b>33</b>	<b>20</b>	<b>9</b>	<b>5</b>	<b>3</b>	<b>3</b>	<b>66</b>

SDSU	MP	FG	3FG	FT	R	F	A	TO	B	S	TP
Green	*17	1-2	0-1	1-2	3	1	0	0	3	0	3
Shelton	*30	3-5	0-0	0-0	7	1	1	1	2	1	6
Thames	*32	6-13	1-1	2-2	4	3	1	1	0	0	15
Franklin, J.	*35	8-15	1-4	14-15	16	2	1	3	2	0	31
Tapley	*28	1-7	0-1	3-5	3	3	1	1	1	1	5
Franklin, L.	15	0-2	0-0	0-0	1	0	5	1	0	0	0
Rahon	33	5-11	4-8	0-0	3	2	1	0	0	0	14
Stephens	8	0-0	0-0	0-0	0	1	0	0	0	0	0
Ebrahimian	2	0-1	0-1	0-0	0	1	0	0	0	0	0
Team					2						
<b>Totals</b>	<b>200</b>	<b>24-56</b>	<b>6-16</b>	<b>20-24</b>	<b>39</b>	<b>14</b>	<b>10</b>	<b>7</b>	<b>8</b>	<b>2</b>	<b>74</b>

Halftime: Colorado State 34, San Diego State 30. FG%: San Diego State 42.9, Colorado State 39.4. 3FG%: San Diego State 37.5, Colorado State 35.7. FT%: San Diego State 83.3, Colorado State 81.8. Officials: David Halls, Mike Soyphers, Michael Irving. Technicals: None.



## Game 29

#21/23 San Diego State 66  
Boise State 53  
Feb. 29, 2012 ♦ Boise, Idaho  
Taco Bell Arena ♦ Att.: 6,145

BOISE, Idaho - No. 21/23 San Diego State moved one step closer to earning at least a share of a second consecutive Mountain West regular-season title with its 66-53 victory at Boise State.

The Aztecs entered the night in a three-way tie for first place with New Mexico and UNLV, and ended in a two-way tie with the Lobos after UNM beat Air Force and the Runnin' Rebels fell at Colorado State.

SDSU appeared to be lethargic out of the gate as the score was level at 9-9 more than seven minutes into the game. The Aztecs, however, went on a 7-0 run to jump ahead, but three minutes later, the Broncos trimmed the lead down to four. Then in the final 2:20 of the first half, San Diego State scored eight unanswered points and closed the frame on an 8-2 spurt to enjoy a 38-22 lead at halftime.

The Aztecs remained comfortably ahead for the final 20 minutes and allowed Boise State to get as close as 11 points right before the first media timeout. San Diego State's lead eventually grew into the 20s, with its largest advantage of 22 points coming with 6:15 remaining.

Jamaal Franklin, who was coming off a 31-point, 16-rebound effort against CSU, continued to fill the stat sheet as he produced a game-high 18 points, 12 rebounds and three assists.

Joining Franklin in double figures were Tim Shelton and Chase Tapley, who each scored 11 points. Xavier Thames, meanwhile, added 10 points.

Derrick Marks led Boise State with 13 points and Anthony Drmic chipped in with 10 points and five rebounds. Kenny Buckner collected a team-high six boards for the Broncos.

SDSU	MP	FG	3FG	FT	R	F	A	TO	B	S	TP
Shelton	*25	3-5	0-0	5-7	4	3	1	1	0	0	11
Thames	*35	3-5	0-1	4-4	0	1	1	0	0	1	10
Rahon	*29	3-5	0-1	0-0	4	3	0	1	0	0	6
Franklin, J.	*34	5-9	2-4	6-7	12	4	3	3	0	0	18
Tapley	*35	5-13	1-6	0-0	4	1	1	3	0	1	11
Franklin, L.	19	1-4	1-1	0-0	2	3	1	3	0	1	3
Green	11	1-2	0-0	1-2	1	0	0	1	0	0	3
Stephens	12	1-1	0-0	2-3	3	4	0	0	0	1	4
Team					0						
<b>Totals</b>	<b>200</b>	<b>22-44</b>	<b>4-13</b>	<b>18-23</b>	<b>30</b>	<b>19</b>	<b>7</b>	<b>12</b>	<b>0</b>	<b>4</b>	<b>66</b>

BSU	MP	FG	3FG	FT	R	F	A	TO	B	S	TP
Drmic	*32	2-6	0-4	6-10	5	4	1	0	0	0	10
Buckner	*25	3-5	0-0	0-2	6	3	0	2	0	0	6
Marks	*30	5-11	1-1	2-4	2	3	2	1	0	2	13
Nichols	*23	1-7	0-3	3-4	0	3	1	4	0	1	5
Perryman	*17	2-6	0-3	0-3	4	1	0	0	0	1	4
Hanstad	10	1-2	0-1	0-0	0	1	0	0	0	0	2
Elorriaga	23	1-3	1-2	0-0	2	1	1	0	0	0	3
Hadziomerovic	4	0-0	0-0	0-0	0	0	0	1	0	0	0
Bropleh	13	1-3	0-1	0-0	2	0	0	1	0	0	2
Wiley	5	0-1	0-1	0-0	0	0	0	1	0	0	0
Watkins	12	3-4	0-0	0-0	2	2	1	0	1	0	6
Crayton	6	1-1	0-0	0-2	2	1	0	1	1	0	2
Team					3						
<b>Totals</b>	<b>200</b>	<b>20-49</b>	<b>2-16</b>	<b>11-25</b>	<b>28</b>	<b>19</b>	<b>6</b>	<b>11</b>	<b>2</b>	<b>4</b>	<b>53</b>

Halftime: San Diego State 38, Boise State 22. FG%: San Diego State 50.0, Boise State 40.8. 3FG%: San Diego State 30.8, Boise State 12.5. FT%: San Diego State 78.3, Boise State 44.0. Officials: Randy McCall, Eric Curry, Larry Spaulding. Technicals: None.



## Game 30

#21/23 San Diego State 98  
TCU 92 (ot)  
March 3, 2012 ♦ Fort Worth, Texas  
Daniel-Meyer Coliseum ♦ Att.: 5,955

FORT WORTH, Texas - No. 21/23 San Diego State earned a share of the Mountain West regular-season title for the second straight year and clinched the No. 1 seed at the MW Championship after it defeated TCU, 98-92, in overtime at Daniel-Meyer Coliseum.

The Aztecs received another stellar performance from MW player-of-the-year candidate Jamaal Franklin. The sophomore led all players with a career-high 35 points, 13 rebounds, a career-best five assists, one blocked shot and two steals in a personal-high 42 minutes.

Behind Franklin's 14-point, nine-rebound performance and Xavier Thames' 12 points in the first half, San Diego State enjoyed a 46-34 lead at halftime.

SDSU appeared to be well on its way to its 24th victory of the season after leading by as many as 11 with 10:53 to play.

TCU, however, would not go down easily and took a three-point lead on a Hank Thorns three-pointer with 1:46 to play.

San Diego State still trailed by three when Franklin attempted a three with 23 seconds left in regulation, but Tim Shelton rebounded the airball and converted the lay-up despite being fouled. Shelton made the free throw and TCU's last-second attempt at a game-winner by Thorns was off the mark and the game went into overtime tied at 83-83.

In the extra session, the Aztecs outscored the Horned Frogs, 15-9, to escape with the win and hand TCU its first conference home loss of the season.

Thames finished with 16 points and seven boards, while Chase Tapley and James Rahon added 18 and 12 points, respectively.

SDSU	MP	FG	3FG	FT	R	F	A	TO	B	S	TP
Shelton	*18	2-4	0-0	2-3	2	5	3	1	0	0	6
Franklin, J.	*42	9-18	3-8	14-17	13	3	5	6	1	2	35
Thames	*36	7-8	0-0	2-2	7	5	2	1	0	0	16
Rahon	*32	4-9	2-5	2-2	3	5	0	1	0	1	12
Tapley	*43	7-20	1-5	3-3	6	0	4	1	0	1	18
Franklin, L.	12	0-1	0-1	3-4	2	3	2	3	0	1	3
Green	20	0-1	0-0	0-0	5	3	0	1	0	0	0
Stephens	21	3-4	0-0	2-7	9	1	0	1	0	1	8
Ebrahimian	1	0-0	0-0	0-0	0	1	0	0	0	0	0
Team					3						
<b>Totals</b>	<b>225</b>	<b>32-65</b>	<b>6-19</b>	<b>28-38</b>	<b>50</b>	<b>26</b>	<b>16</b>	<b>15</b>	<b>1</b>	<b>6</b>	<b>98</b>

TCU	MP	FG	3FG	FT	R	F	A	TO	B	S	TP
Crossland	*20	2-4	0-1	2-2	4	1	2	0	1	0	6
Williams	*25	2-12	1-6	2-3	7	4	1	0	0	0	7
Anderson	*38	2-4	1-2	4-5	2	3	2	1	0	1	9
Thorns	*42	8-21	5-10	4-6	6	5	3	1	0	2	25
Cadot	*35	6-12	2-4	10-12	8	4	2	3	0	1	24
Fields	8	2-4	0-1	0-1	1	2	0	0	0	0	4
Kone	0+	0-0	0-0	0-0	0	0	0	0	0	0	0
Butler	11	1-3	1-1	0-1	1	1	0	1	1	2	3
McKinney	16	3-4	0-0	2-4	1	5	1	2	0	2	8
Zurcher	0+	0-0	0-0	0-0	0	0	0	0	0	0	0
Green	30	3-6	0-1	0-0	4	2	0	1	0	1	6
Team					3						
<b>Totals</b>	<b>225</b>	<b>29-70</b>	<b>10-26</b>	<b>24-34</b>	<b>37</b>	<b>27</b>	<b>11</b>	<b>9</b>	<b>2</b>	<b>9</b>	<b>92</b>

Halftime: San Diego State 46, TCU 34. End of Regulation: San Diego State 83, TCU 83. FG%: San Diego State 49.2, TCU 41.4. 3FG%: TCU 38.5, San Diego State 31.6. FT%: San Diego State 73.7, TCU 70.6. Officials: Dan Chrisman, Shawn Lehigh, Doran Gotschall. Technicals: None.

# 2011-12 Recaps

THREE STRAIGHT NCAA APPEARANCES ► BACK-TO-BACK MOUNTAIN WEST REGULAR-SEASON CHAMPIONS



## Game 31

(1) #18/21 San Diego State 65  
(8) Boise State 62

March 8, 2012 ♦ Las Vegas, Nev.  
Thomas & Mack Center ♦ Att.: 8,160

LAS VEGAS - San Diego State sophomore guard Jamaal Franklin hit a three-point field goal as time expired to lift the top-ranked and No. 18/21 Aztecs to a 65-62 victory over eighth-seeded Boise State in the quarterfinals of the 2012 Conoco Mountain West Championship at Thomas & Mack Center.

The Broncos, who were down by 11 points with 6:45 to play, went on an 11-3 run to get within two points of the regular-season champions.

Franklin briefly put an end to the run with a lay-up to put SDSU up, 62-58, with 1:12 left in regulation. Boise State, however, answered with a pair of Anthony Drmic free throws and a Thomas Bropleh lay-up to tie the game at 65-65 with 27 seconds left on the clock.

The Aztecs called a timeout to set up a final play, which resulted in Xavier Thames handing the ball off to Franklin. The guard, who was defended well by Boise State, had the ball on the wing beyond the three-point arc and attempted an off-balance shot, which was successful as time expired.

The Broncos led by as many as nine points in the first half before the Aztecs rallied and found themselves down, 32-30, at halftime.

Franklin finished with 19 points and a team-high five rebounds. Chase Tapley, meanwhile, led the second-half charge as he scored 13 of his game-high 20 points in the second half. The junior also added a team-high four assists and a game-high four steals.

Thames, who played 37 minutes, scored in double figures for a fourth straight game and finished with 14 points and a team-high five boards.

San Diego State advances to the semifinals of the MW Championship where fourth-seeded Colorado State awaits.

BSU	MP	FG	3FG	FT	R	F	A	TO	B	S	TP
Drmic	*38	5-10	3-5	6-7	7	2	3	0	0	1	19
Bropleh	*35	4-11	2-5	1-2	5	0	1	0	0	0	11
Buckner	*24	5-7	0-0	0-0	6	4	0	3	0	0	10
Marks	*33	4-9	1-1	1-1	5	2	3	7	0	3	10
Elorriaga	*16	0-2	0-1	0-0	1	1	1	1	0	0	0
Hanstad	7	0-0	0-0	0-0	0	0	0	1	0	0	0
Wiley	23	3-6	2-5	0-0	1	0	2	0	0	0	8
Watkins	16	1-5	0-0	2-2	4	2	1	1	0	1	4
Perryman	8	0-1	0-1	0-0	0	1	0	0	0	0	0
Team					2						
<b>Totals</b>	<b>200</b>	<b>22-51</b>	<b>8-18</b>	<b>10-12</b>	<b>31</b>	<b>12</b>	<b>11</b>	<b>13</b>	<b>0</b>	<b>5</b>	<b>62</b>

SDSU	MP	FG	3FG	FT	R	F	A	TO	B	S	TP
Shelton	*17	3-4	0-0	1-2	4	1	0	1	0	0	7
Thames	*37	5-11	2-2	2-2	5	3	3	2	0	2	14
Rahon	*38	1-4	1-3	0-0	2	3	0	0	0	1	3
Franklin, J.	*38	6-10	2-3	5-7	5	2	3	4	0	0	19
Tapley	*37	8-14	4-7	0-0	1	0	4	1	0	4	20
Franklin, L.	7	0-1	0-1	0-0	0	1	1	1	0	0	0
Green	9	0-0	0-0	0-0	0	1	0	1	0	0	0
Stephens	17	1-3	0-0	0-2	3	2	0	1	0	0	2
Team					2						
<b>Totals</b>	<b>200</b>	<b>24-47</b>	<b>9-16</b>	<b>8-13</b>	<b>22</b>	<b>13</b>	<b>11</b>	<b>11</b>	<b>0</b>	<b>7</b>	<b>65</b>

Halftime: Boise State 32, San Diego State 30. FG%: San Diego State 51.1, Boise State 43.1. 3FG%: San Diego State 56.3, Boise State 44.4. FT%: Boise State 10-12, San Diego State 61.5. Officials: Mike Littlewood, Michael Irving, K.C. Ely. Technicals: None.



## Game 32

(1) #18/21 San Diego State 79  
(4) Colorado State 69

March 9, 2012 ♦ Las Vegas, Nev.  
Thomas & Mack Center ♦ Att.: 16,399

LAS VEGAS - No. 18/21 and top-seeded San Diego State broke open a close game with a 9-0 run early in the second half and never looked back en route to a 79-69 win over fourth-seeded Colorado State in the semifinals of the 2012 Conoco Mountain West Championship at Thomas & Mack Center.

In a first half that featured eight lead changes and five ties, the Rams went into intermission with a slight 39-38 advantage.

CSU's lead would only last seven seconds in the second half as James Rahon hit a three-pointer to give the Aztecs a 41-39 lead and a lead they would never relinquish.

With the game still close, Dorian Green hit a three-pointer with 16:17 left to get Colorado State to within two points at 50-48. SDSU responded with the decisive 9-0 run over the next 1:31, ending with a DeShawn Stephens dunk that put San Diego State up, 61-50, with 13:40 left.

The Rams never got any closer than seven points the rest of the way as the Aztecs advanced to their fourth consecutive Mountain West tournament final.

Jamaal Franklin had a team-high 19 points and six rebounds, while Chase Tapley had 17 points and tied his season high with six assists.

Rahon scored 15 points, his most since Feb. 4, and Garrett Green led a productive bench with 10 points, including his first three-pointer at SDSU.

That bench, which had two points, three rebounds and three turnovers in 17 minutes the day before against Boise State, had 17 points, 15 rebounds and one turnover in 56 minutes vs. Colorado State. DeShawn Stephens came off the bench to record four points, nine rebounds (tied career high) and three blocks (career high).

CSU	MP	FG	3FG	FT	R	F	A	TO	B	S	TP
Hornung	*33	3-4	0-0	1-2	6	2	1	0	0	0	7
Bell	*28	1-7	0-0	4-5	8	3	1	2	0	0	6
Eikmeier	*33	3-8	1-3	0-0	1	2	2	1	0	0	7
Sabas	*22	0-3	0-3	0-0	2	2	0	1	0	0	0
Green	*20	7-13	4-8	2-2	0	3	3	1	0	4	20
Carr	*33	7-15	2-6	1-1	5	2	2	2	0	0	17
Smith	18	4-8	1-2	3-3	1	4	0	0	1	0	12
Team					2						
<b>Totals</b>	<b>200</b>	<b>25-58</b>	<b>8-22</b>	<b>11-13</b>	<b>25</b>	<b>18</b>	<b>9</b>	<b>7</b>	<b>1</b>	<b>5</b>	<b>69</b>

SDSU	MP	FG	3FG	FT	R	F	A	TO	B	S	TP
Shelton	*13	2-4	0-0	0-0	3	3	0	0	0	0	4
Franklin, J.	*30	5-13	3-4	6-8	6	4	3	1	0	0	19
Thames	*36	1-7	1-3	4-4	6	2	2	3	0	2	7
Rahon	*31	7-12	1-5	0-0	3	0	1	0	0	0	15
Tapley	*34	6-12	1-3	4-5	4	0	6	1	0	2	17
Franklin, L.	11	1-2	1-2	0-0	2	1	1	1	0	0	3
Green	24	3-3	1-1	3-5	4	2	1	0	1	0	10
Stephens	21	2-3	0-0	0-0	9	3	1	0	3	1	4
Team					1				1		
<b>Totals</b>	<b>200</b>	<b>27-56</b>	<b>8-18</b>	<b>17-22</b>	<b>38</b>	<b>15</b>	<b>15</b>	<b>7</b>	<b>4</b>	<b>5</b>	<b>79</b>

Halftime: Colorado State 39, San Diego State 38. FG%: San Diego State 48.2, Colorado State 43.1. 3FG%: San Diego State 44.4, Colorado State 36.4. FT%: Colorado State 84.3, San Diego State 77.3. Officials: David Hall, Mike Littlewood, Shawn Lehig. Technicals: None.



## Game 33

(2) rv/rv New Mexico 68  
(1) #18/21 San Diego State 59

March 10, 2012 ♦ Las Vegas, Nev.  
Thomas & Mack Center ♦ Att.: 12,168

LAS VEGAS - The top seed and No. 18/21 San Diego State's bid for a Mountain West-record third straight conference tournament championship came up short as second-seeded New Mexico defeated the Aztecs, 68-59, to earn the league's automatic berth to the NCAA Tournament.

SDSU, which was competing in its MW-record fourth consecutive championship game, struggled to find any type of rhythm for almost the entire game.

The Aztecs trailed 5-0, 8-1, 15-4 and 18-6 all within the first 9:30. San Diego State cut its deficit to single digits (6) after a dunk by MW Player of the Year Jamaal Franklin and a lay-up from Garrett Green.

New Mexico answered with five straight points and later received six consecutive points from Cameron Bairstow to take a 14-point lead with 4:16 to play in the first half. The Lobos ultimately went into the locker room ahead, 34-23.

UNM continued to maintain its double-figure lead over the Aztecs for nearly the whole second half. But as the time ticked off the clock, SDSU slowly made its way back thanks to Chase Tapley's trio of three-pointers, the third of which cut the Aztecs' deficit to 10.

Later, Tapley hit another three and SDSU trailed, 61-53. A mini 4-1 San Diego State run got the Aztecs to within five points with 81 seconds to play, but a New Mexico parade to the free-throw line kept SDSU at bay and the Lobos captured the crown.

Tapley finished the game with a game-high 25 points and Franklin added 16 points and 10 rebounds. Green came off the bench to contribute eight points and nine boards.

At the conclusion of the tournament, Tapley and Franklin were named to the all-MW Championship team.

UNM	MP	FG	3FG	FT	R	F	A	TO	B	S	TP
Hardeman	*15	0-0	0-0	0-0	0	4	2	0	1	0	0
Gordon	*37	5-14	0-0	2-3	12	2	2	4	2	2	12
Greenwood	*30	2-7	2-5	0-0	10	1	1	0	0	0	6
Williams	*30	3-6	0-2	8-12	4	1	6	2	0	2	14
Snell	*28	5-7	4-6	0-0	1	1	0	1	0	0	14
Adams	1	0-0	0-0	0-0	0	1	0	1	0	0	0
Fenton	10	0-2	0-1	0-0	0	0	1	2	0	1	0
McDonald	11	3-6	2-3	0-0	3	0	2	0	0	0	8
Walker	17	0-4	0-1	7-8	3	3	1	1	0	0	7
Bairstow	21	2-6	0-0	3-4	2	1	0	0	0	2	7
Team					2						
<b>Totals</b>	<b>200</b>	<b>20-52</b>	<b>8-18</b>	<b>20-27</b>	<b>37</b>	<b>14</b>	<b>15</b>	<b>11</b>	<b>3</b>	<b>7</b>	<b>68</b>

SDSU	MP	FG	3FG	FT	R	F	A	TO	B	S	TP
Shelton	*18	1-3	0-1	0-0	3	2	1	1	0	0	2
Franklin, J.	*34	6-14	1-4	3-5	10	4	1	6	0	0	16
Thames	*30	1-6	0-1	2-2	1	3	4	3	0	2	4
Rahon	*22	0-8	0-0	0-0	0	4	1	0	0	0	0
Tapley	*35	10-21	5-9	0-1	5	4	0	1	0	0	25
Franklin, L.	14	1-2	0-0	0-0	0	0	2	1	0	0	2
Green	25	3-5	0-0	2-2	9	2	0	1	2	0	8
Stephens	22	1-3	0-0	0-1	8	4	0	2	1	1	2
Team					3						
<b>Totals</b>	<b>200</b>	<b>23-62</b>	<b>6-19</b>	<b>7-11</b>	<b>39</b>	<b>23</b>	<b>9</b>	<b>15</b>	<b>3</b>	<b>3</b>	<b>59</b>

Halftime: New Mexico 34, San Diego State 23. FG%: New Mexico 38.5, San Diego State 37.1. 3FG%: New Mexico 44.4, San Diego State 31.6. FT%: New Mexico 74.1, San Diego State 63.6. Officials: David Hall, Verne Harris, Randy McCall. Technicals: None.

# 2011-12 Recaps



THREE STRAIGHT NCAA APPEARANCES ► BACK-TO-BACK MOUNTAIN WEST REGULAR-SEASON CHAMPIONS

2011-12 RECAPS ◀ REVIEW



## Game 34

(11) --/rv NC State 79  
 (6) #22/23 San Diego State 65  
 March 16, 2012 ♦ Columbus, Ohio  
 Nationwide Arena ♦ Att.: 17,030

COLUMBUS, Ohio – No. 22/23 San Diego State was unable to advance past the second round of the NCAA Tournament as the sixth-seeded Aztecs dropped a 79-65 decision to No. 11 seed North Carolina State at Nationwide Arena in Columbus, Ohio.

SDSU found itself down by just four, 33-29, at the half despite shooting 37.9 percent from the field. The Aztecs, however, shot 40 percent from three-point range compared to the 16.7 percent by the Wolfpack. NC State's 51.9 shooting percentage and 20-13 rebound advantage made up for the lack of three-point shots.

Coming out of the break, San Diego State managed to cut the deficit to one on a three-pointer by Chase Tapley. That would be short lived as North Carolina State used an 8-2 run to extend its lead to 43-36.

The Aztecs kept it close despite being down by as many as nine points and managed to pull within three after scoring on five consecutive possessions. Wolfpack head coach Mark Gottfried then called a timeout that sparked a 9-4 run and extended NC State's lead to 10 with 5:37 remaining.

From there, the Wolfpack never looked back and eventually won by a 14-point margin to end SDSU's season.

The Aztecs shot just 37.7 percent from the field compared to North Carolina State's 58.5 shooting percentage. The Wolfpack also outrebounded San Diego State by a 38-29 margin.

Jamaal Franklin scored a game-high 23 points and added eight rebounds. Chase Tapley contributed 19 and James Rahon was the only other Aztec in double-figures with 11 points.

Four of the five Wolfpack starters, meanwhile, were in double-figures led by Richard Howell's 22 points. Lorenzo Brown chipped in 17 points, CJ Leslie scored 15 and Scott Wood tallied 10 points.

NCSU	MP	FG	3FG	FT	R	F	A	TO	B	S	TP
Howell	*28	10-12	0-0	2-4	2	4	2	1	1	1	22
Leslie	*32	5-10	0-1	5-9	5	3	1	1	0	0	15
Wood	*32	4-8	1-4	1-1	3	2	0	1	1	0	10
Brown	*40	5-9	2-2	5-6	9	1	8	5	1	2	17
Williams	*34	3-7	0-0	0-0	7	1	2	0	0	0	6
Painter	19	4-5	0-0	1-1	2	2	0	1	0	0	9
Johnson	15	0-2	0-2	0-0	3	0	0	1	0	0	0
Team					7						
<b>Totals</b>	<b>200</b>	<b>31-53</b>	<b>3-9</b>	<b>14-21</b>	<b>38</b>	<b>13</b>	<b>13</b>	<b>10</b>	<b>3</b>	<b>3</b>	<b>79</b>

SDSU	MP	FG	3FG	FT	R	F	A	TO	B	S	TP
Shelton	*13	0-2	0-0	0-0	2	4	1	0	0	0	0
Thames	*36	2-8	0-2	1-2	3	2	1	2	0	1	5
Rahon	*34	5-11	1-5	0-0	3	1	0	1	0	0	11
Franklin, J.	*37	6-15	4-9	7-7	8	4	2	3	1	1	23
Tapley	*36	7-18	3-7	2-3	6	2	4	2	0	1	19
Franklin, L.	4	0-1	0-0	0-0	0	0	1	0	0	0	0
Green	22	1-4	0-0	0-0	1	1	0	0	1	0	2
Stephens	18	2-2	0-0	1-2	2	3	0	0	0	0	5
Team					4				1		
<b>Totals</b>	<b>200</b>	<b>23-61</b>	<b>8-23</b>	<b>11-14</b>	<b>29</b>	<b>17</b>	<b>9</b>	<b>9</b>	<b>2</b>	<b>3</b>	<b>65</b>

**Halftime:** North Carolina State 33, San Diego State 29. **FG%:** North Carolina State 58.5, San Diego State 37.7. **3FG%:** San Diego State 34.8, North Carolina State 33.3. **FT%:** San Diego State 78.6, North Carolina State 66.7. **Officials:** Doug Shows, Mike Nance, Bert Smith. **Technical:** None.



The Aztecs took part in an hour-long open-to-the-public practice at Nationwide Arena in Columbus, Ohio, the day before their second-round NCAA Tournament game vs. North Carolina State.



Four of SDSU's five starters, Xavier Thames, Chase Tapley, Jamaal Franklin and Tim Shelton (left-right), fielded questions from the national media in anticipation of its second-round game vs. North Carolina State.



San Diego State head coach Steve Fisher met with truTV's Tim Brando and Mike Gminski at Nationwide Arena in Columbus, Ohio, for the Aztecs' NCAA Tournament second-round game.

# 2011-12 Mountain West Stats



THREE STRAIGHT NCAA APPEARANCES ► BACK-TO-BACK MOUNTAIN WEST REGULAR-SEASON CHAMPIONS

## Final Standings

Pl. Team	W	L	Pct.	Home	Away	W	L	Pct.	Home	Away	Neutral	Streak	Last 10	Postseason
1. (22/rv) SDSU	10	4	.714	6-1	4-3	26	8	.765	17-2	7-4	2-2	L2	6-4	NCAA
(-/23) New Mexico	10	4	.714	6-1	4-3	28	7	.800	14-2	8-3	6-2	L1	7-3	NCAA
3. (23/rv) UNLV	9	5	.643	7-0	2-5	26	9	.743	18-1	6-7	2-1	L2	5-5	NCAA
4. Colorado State	8	6	.571	7-0	1-6	20	12	.625	14-1	3-9	3-2	L2	5-5	NCAA
5. TCU	7	7	.500	6-1	1-6	18	15	.545	14-3	3-9	1-3	L1	5-5	CBI
6. Wyoming	6	8	.429	4-3	2-5	21	12	.636	16-3	5-9	0-0	L1	3-7	CBI
7. Air Force	3	11	.214	1-6	2-5	13	16	.448	10-7	2-7	1-2	L5	2-8	
7. Boise State	3	11	.214	2-5	1-6	13	17	.433	11-5	1-11	1-1	L5	3-7	

## Team All-Games Statistics

Scoring Offense	G	Pts.	PPG
1. UNLV	35	2671	76.3
2. UNM	35	2545	72.7
3. TCU	33	2382	72.2
4. SDSU	34	2416	71.1
5. CSU	32	2243	70.1
6. BSU	30	2050	68.3
7. WYO	33	2068	62.7
8. AFA	29	1786	61.6

FG Pct. Defense	FG	FGA	Pct.
1. UNM	731	1903	.384
2. SDSU	778	1921	.405
3. AFA	606	1479	.410
4. UNLV	817	1991	.410
5. WYO	642	1564	.410
6. CSU	738	1696	.435
7. BSU	687	1511	.455
8. TCU	842	1762	.478

Scoring Defense	G	Pts.	PPG
1. WYO	33	1855	56.2
2. UNM	35	2076	59.3
3. AFA	29	1798	62.0
4. SDSU	34	2166	63.7
5. UNLV	35	2307	65.9
6. BSU	30	1988	66.3
7. CSU	32	2177	68.0
8. TCU	33	2379	72.1

3-Point FG Pct.	3FG	FGA	Pct.
1. CSU	189	473	.400
2. UNM	264	699	.378
3. UNLV	291	799	.364
4. TCU	239	668	.358
5. BSU	227	664	.342
6. SDSU	197	578	.341
7. AFA	192	569	.337
8. WYO	197	602	.327

Scoring Margin	PPG	OPPG	+/-
1. UNM	72.7	59.3	+13.4
2. UNLV	76.3	65.9	+10.4
3. SDSU	71.1	63.7	+7.4
4. WYO	62.7	56.2	+6.5
5. BSU	68.3	66.3	+2.1
6. CSU	70.1	68.0	+2.1
7. TCU	72.2	72.1	+0.1
8. AFA	61.6	62.0	-0.4

3-Pt. FG Pct. Def.	3FG	FGA	Pct.
1. WYO	161	526	.306
2. UNM	213	689	.309
3. AFA	199	621	.320
4. UNLV	217	643	.337
5. SDSU	234	693	.338
6. CSU	230	648	.355
7. TCU	194	519	.374
8. BSU	215	569	.378

Free Throw Pct.	FT	FTA	Pct.
1. CSU	526	685	.768
2. WYO	451	610	.739
3. UNM	529	748	.707
4. SDSU	493	703	.701
5. BSU	407	589	.691
6. TCU	505	731	.691
7. UNLV	496	734	.676
8. AFA	362	537	.674

Rebound Margin	Reb	OReb	+/-
1. UNM	37.7	31.2	+6.5
2. SDSU	36.9	32.4	+4.4
3. UNLV	37.7	34.8	+2.9
4. BSU	33.6	30.7	+2.8
5. CSU	31.6	30.3	+1.2
6. WYO	29.3	30.3	-1.1
7. TCU	32.9	34.1	-1.2
8. AFA	28.8	34.2	-5.4

Field Goal Pct.	FG	FGA	Pct.
1. CSU	764	1621	.471
2. UNM	876	1898	.462
3. UNLV	942	2062	.457
4. SDSU	863	1903	.453
5. WYO	710	1585	.448
6. AFA	616	1383	.445
7. TCU	819	1884	.435
8. BSU	708	1653	.428

A/T/O Ratio	Ast	TO	Ratio
1. UNLV	17.6	13.3	1.32
2. UNM	16.4	13.3	1.23
3. AFA	13.9	12.8	1.09
4. SDSU	12.3	12.5	0.98
5. TCU	13.5	13.8	0.98
6. WYO	11.3	11.8	0.96
7. CSU	12.2	12.8	0.95
8. BSU	11.5	12.2	0.95

## Team MW-Games-Only Statistics

Scoring Offense	G	Pts.	PPG
1. UNLV	14	1021	72.9
2. TCU	14	1005	71.8
3. UNM	14	986	70.4
4. SDSU	14	945	67.5
5. CSU	14	943	67.4
6. BSU	14	840	60.0
7. WYO	14	826	59.0
8. AFA	14	799	57.1

FG Pct. Defense	FG	FGA	Pct.
1. UNM	287	727	.395
2. SDSU	317	781	.406
3. CSU	333	790	.422
4. UNLV	334	791	.422
5. AFA	320	724	.442
6. BSU	315	711	.443
7. WYO	293	645	.454
8. TCU	375	763	.491

Scoring Defense	G	Pts.	PPG
1. WYO	14	830	59.3
2. UNM	14	835	59.6
3. SDSU	14	898	64.1
4. AFA	14	927	66.2
5. CSU	14	942	67.3
6. BSU	14	944	67.4
7. UNLV	14	951	67.9
8. TCU	14	1038	74.1

3-Point FG Pct.	3FG	FGA	Pct.
1. TCU	126	330	.382
2. UNM	108	287	.376
3. CSU	76	202	.376
4. UNLV	117	316	.370
5. WYO	86	255	.337
6. AFA	92	281	.327
7. SDSU	68	226	.301
8. BSU	88	314	.280

Scoring Margin	PPG	OPPG	+/-
1. UNM	70.4	59.6	+10.8
2. UNLV	72.9	67.9	+5.0
3. SDSU	67.5	64.1	+3.4
4. CSU	67.4	67.3	+0.1
5. WYO	59.0	59.3	-0.3
6. TCU	71.8	74.1	-2.4
7. BSU	60.0	67.4	-7.4
8. AFA	57.1	66.2	-9.1

3-Pt. FG Pct. Def.	3FG	FGA	Pct.
1. UNM	88	281	.313
2. UNLV	96	291	.330
3. WYO	73	220	.332
4. SDSU	102	305	.334
5. AFA	99	293	.338
6. TCU	83	231	.359
7. CSU	108	299	.361
8. BSU	112	291	.385

Free Throw Pct.	FT	FTA	Pct.
1. SDSU	215	281	.765
2. CSU	217	284	.764
3. WYO	164	224	.732
4. TCU	195	282	.691
5. BSU	170	246	.691
6. AFA	151	224	.674
7. UNM	158	237	.667
8. UNLV	186	292	.637

Rebound Margin	Reb	OReb	+/-
1. UNM	37.3	30.2	+7.1
2. SDSU	35.6	32.2	+3.4
3. UNLV	36.5	34.6	+1.9
4. CSU	32.8	31.3	+1.5
5. BSU	33.1	33.3	-0.1
6. WYO	27.0	29.3	-2.3
7. TCU	32.3	34.7	-2.4
8. AFA	26.7	35.6	-8.9

Field Goal Pct.	FG	FGA	Pct.
1. UNM	360	781	.461
2. CSU	325	712	.456
3. UNLV	359	804	.447
4. SDSU	331	753	.440
5. WYO	288	668	.431
6. TCU	342	801	.427
7. AFA	278	659	.422
8. BSU	291	754	.386

A/T/O Ratio	Ast	TO	Ratio
1. UNLV	17.5	13.9	1.26
2. UNM	15.6	13.1	1.20
3. TCU	12.7	12.0	1.06
4. WYO	11.5	11.0	1.05
5. CSU	12.4	12.6	0.98
6. AFA	12.4	12.9	0.97
7. SDSU	11.3	12.6	0.89
8. BSU	9.8	12.4	0.79

# 2011-12 Mountain West Stats



THREE STRAIGHT NCAA APPEARANCES ► BACK-TO-BACK MOUNTAIN WEST REGULAR-SEASON CHAMPIONS

2011-12 MOUNTAIN WEST STATS ◀ REVIEW

## Individual All-Games Statistics

Scoring	G	FG	3FG	FT	Pts.	Avg/G
1. Franklin, Jamaal, SDSU	32	173	51	160	557	17.4
2. Tapley, Chase, SDSU	34	200	77	60	537	15.8
3. Lyons, Michael, AFA	23	128	45	58	359	15.6
4. Eikmeier, Wes, CSU	32	166	55	108	495	15.5
5. Moser, Mike, UNLV	35	184	44	78	490	14.0
6. Gordon, Drew, UNM	35	188	2	103	481	13.7
7. Thorns, Hank, TCU	33	140	74	90	444	13.5
8. Green, Dorian, CSU	32	132	52	103	419	13.1
9. Washington, Leonard, WYO	33	155	17	100	427	12.9
10. Stanback, Chace, UNLV	34	148	80	50	426	12.5
11. Marshall, Anthony, UNLV	34	139	20	117	415	12.2
12. Williams, Kendall, UNM	34	127	39	117	410	12.1
13. Cruz, Francisco, WYO	33	146	44	60	396	12.0
14. Drmic, Anthony, BSU	29	111	57	69	348	12.0
15. Martinez, Luke, WYO	32	116	81	64	377	11.8
16. Cadot, J.R., TCU	33	123	18	111	375	11.4
17. Snell, Tony, UNM	35	120	72	54	366	10.5
18. Fitzgerald, Mike, AFA	29	97	43	65	302	10.4
19. Thames, Xavier, SDSU	31	98	16	101	313	10.1
20. Green, Garlon, TCU	33	109	39	71	328	9.9

Rebounding	G	Reb	RPG
1. Gordon, UNM	35	388	11.1
2. Moser, UNLV	35	369	10.5
3. Hornung, CSU	26	227	8.7
4. Franklin, J., SDSU	32	252	7.9
5. Cadot, TCU	33	231	7.0
6. Washington, WYO	33	228	6.9
7. Smith, CSU	30	154	5.1
8. Marshall, UNLV	34	172	5.1
9. Drmic, BSU	29	144	5.0
10. Stephens, SDSU	34	166	4.9

Assists	G	Ast.	APG
1. Bellfield, UNLV	35	189	5.40
2. Thorns, TCU	33	152	4.61
3. Marshall, UNLV	34	154	4.53
4. Williams, UNM	34	142	4.18
5. Thames, SDSU	31	128	4.13
6. Luster, WYO	33	122	3.70
7. Fletcher, AFA	29	95	3.28
8. Anderson, TCU	33	91	2.76
9. Carr, CSU	32	86	2.69
10. Greenwood, UNM	33	83	2.52

FG Percentage	FG FGA	Pct
1. Washington, WYO	155 277	.560
2. Gordon, UNM	188 347	.542
3. Tapley, SDSU	200 440	.455
4. Moser, UNLV	184 409	.450
5. Lyons, AFA	128 285	.449
6. Franklin, J., SDSU	173 400	.433

FT Percentage	FT FTA	Pct
1. Eikmeier, CSU	108 123	.878
2. Green, CSU	103 124	.831
3. Thames, SDSU	101 122	.828
4. Franklin, J., SDSU	160 200	.800
5. Williams, UNM	117 150	.780

Steals	G	St	SPG
1. Moser, UNLV	35	68	1.94
2. Hornung, CSU	26	49	1.88
3. Tapley, SDSU	34	60	1.76
4. Martinez, WYO	32	54	1.69
5. Fletcher, AFA	29	45	1.55

3FG Percentage	3FG FGA	Pct
1. Stanback, UNLV	80 176	.455
2. Tapley, SDSU	77 178	.433
3. Thorns, TCU	74 189	.392
4. Snell, UNM	72 186	.387
5. Martinez, WYO	81 242	.335

3FG Made	G	3FG	3PG
1. Martinez, WYO	32	81	2.53
2. Stanback, UNLV	34	80	2.35
3. Tapley, SDSU	34	77	2.26
4. Thorns, TCU	33	74	2.24
5. Snell, UNM	35	72	2.06

Blocked Shots	G	Blks	BPG
1. Washington, WYO	33	37	1.12
2. Gordon, UNM	35	35	1.00
Moser, UNLV	35	35	1.00
4. Waddell, WYO	33	32	0.97
5. Broekhuis, AFA	29	28	0.97
10. Franklin, J., SDSU	32	20	0.63

A/TO Ratio	Ast	TO	Ratio
1. Bellfield, UNLV	5.4	2.3	2.36
2. Luster, WYO	3.7	1.6	2.35
3. Williams, UNM	4.2	2.2	1.89
4. Fletcher, AFA	3.3	1.9	1.76
5. Thames, SDSU	4.1	2.5	1.64

Minutes Played	G	MP	MPG
1. Tapley, SDSU	34	1157	34.03
2. Thorns, TCU	33	1121	33.97
3. Thames, SDSU	31	1048	33.81
4. Green, CSU	32	1076	33.62
5. Lyons, AFA	23	762	33.13
10. Rahon, SDSU	31	982	31.68

## Individual MW-Games-Only Statistics

Scoring	G	FG	3FG	FT	Pts.	Avg/G
1. Franklin, Jamaal, SDSU	13	75	19	84	253	19.5
2. Lyons, Michael, AFA	13	73	31	18	195	15.0
3. Eikmeier, Wes, CSU	14	71	23	40	205	14.6
4. Thorns, Hank, TCU	14	64	42	31	201	14.4
5. Washington, Leonard, WYO	14	69	12	45	195	13.9
6. Gordon, Drew, UNM	14	82	1	28	193	13.8
Marshall, Anthony, UNLV	14	64	9	56	193	13.8
8. Moser, Mike, UNLV	14	69	20	34	192	13.7
9. Green, Dorian, CSU	14	59	18	50	186	13.3
10. Tapley, Chase, SDSU	14	66	21	26	179	12.8
11. Cruz, Francisco, WYO	14	66	23	22	177	12.6
12. Williams, Kendall, UNM	14	59	20	38	176	12.6
13. Cadot, J.R., TCU	14	55	11	53	174	12.4
14. Martinez, Luke, UNM	14	48	32	24	152	10.9
15. Stanback, Chace, UNLV	14	53	30	15	151	10.8
16. Fitzgerald, Mike, AFA	14	49	15	37	150	10.7
17. Bellfield, Oscar, UNLV	14	51	32	9	143	10.2
18. Broekhuis, Taylor, AFA	14	46	12	34	138	9.9
19. Anderson, Kyan, TCU	14	43	21	30	137	9.8
20. Thames, Xavier, SDSU	14	45	6	39	135	9.6
Fields, Amric, TCU	14	51	15	18	135	9.6

Rebounding	G	Reb	RPG
1. Gordon, UNM	14	155	11.1
2. Moser, UNLV	14	143	10.2
3. Franklin, J., SDSU	13	129	9.9
4. Hornung, CSU	14	126	9.0
5. Washington, WYO	14	105	7.5
6. Cadot, TCU	14	95	6.8
7. Marshall, UNLV	14	85	6.1
8. Smith, CSU	14	83	5.9
9. Shelton, SDSU	14	79	5.6
10. Drmic, BSU	14	76	5.4

12. Tapley, SDSU	14	63	4.5
Broekhuis, AFA	14	63	4.5

Assists	G	Ast.	APG
1. Bellfield, UNLV	14	75	5.36
2. Marshall, UNLV	14	65	4.64
3. Thorns, TCU	14	61	4.36
4. Williams, UNM	14	55	3.93
5. Luster, WYO	14	52	3.71
6. Fletcher, AFA	14	47	3.36
Thames, SDSU	14	47	3.36
8. Anderson, TCU	14	43	3.07
9. Cruz, WYO	14	42	3.00
10. Snell, UNM	14	40	2.86

FG Percentage	FG FGA	Pct
1. Gordon, UNM	82 144	.569
2. Washington, WYO	69 130	.531
3. Franklin, J., SDSU	75 162	.463
4. Cruz, WYO	66 143	.462
5. Marshall, UNLV	64 143	.448

10. Tapley, SDSU	66	179	.369
------------------	----	-----	------

FT Percentage	FT FTA	Pct
1. Thames, SDSU	39 43	.907
2. Franklin, J., SDSU	84 97	.866
3. Williams, UNM	38 44	.864
4. Eikmeier, CSU	40 47	.851
5. Bell, CSU	45 53	.849

Steals	G	St	SPG
1. Moser, UNLV	14	28	2.00
2. Martinez, WYO	14	25	1.79
Hornung, CSU	14	25	1.79
4. Marshall, UNLV	14	21	1.50

Fletcher, AFA	14	21	1.50
6. Tapley, SDSU	14	20	1.43

3FG Percentage	3FG FGA	Pct
1. Stanback, UNLV	30 65	.462
2. Thorns, TCU	42 97	.433
3. Lyons, AFA	31 73	.425
4. Bellfield, UNLV	32 82	.390
5. Martinez, WYO	32 116	.276

3FG Made	G	3FG	3PG
1. Thorns, TCU	14	42	3.00
2. Lyons, AFA	13	31	2.38
3. Bellfield, UNLV	14	32	2.29
Martinez, WYO	14	32	2.29
5. Stanback, UNLV	14	30	2.14

9. Tapley, SDSU	14	21	1.50
-----------------	----	----	------

Blocked Shots	G	Blks	BPG
1. Broekhuis, AFA	14	19	1.36
2. Washington, WYO	14	17	1.21
3. Moser, UNLV	14	16	1.14
4. Waddell, WYO	14	14	1.00
5. Gordon, UNM	14	13	0.93

7. Franklin, J., SDSU	13	10	0.77
-----------------------	----	----	------

A/TO Ratio	Ast	TO	Ratio
1. Bellfield, UNLV	5.4	2.2	2.42
2. Williams, UNM	3.9	1.8	2.20
3. Fletcher, AFA	3.4	1.9	1.81
4. Luster, WYO	3.7	2.1	1.73
5. Cruz, WYO	3.0	1.8	1.68

9. Thames, SDSU	3.4	2.5	1.34
-----------------	-----	-----	------

Minutes Played	G	MP	MPG
1. Thorns, TCU	14	506	36.14
2. Cruz, WYO	14	502	35.86
3. Tapley, SDSU	14	498	35.57
4. Lyons, AFA	13	461	35.46
5. Green, CSU	14	489	34.93

8. Thames, SDSU	14	478	34.14
9. Franklin, J., SDSU	13	442	34.00