

50 YEARS OF REBEL FOOTBALL



#UsNowLV 2017 Weekly Game Notes

MARK WALLINGTON • O: (702) 895-4472 • C: (702) 528-6291 • EMAIL: mark.wallington@unlv.edu • @UNLVFBSID
SARAH MICINSKI • O: (702) 895-3207 • C: (509) 499-4656 • EMAIL: sarah.jennings@unlv.edu • @sarahsaj25

2017 REBEL QUICK FACTS

ALL-TIME RECORD: 243-319-4 (50th year)
 MW RECORD: 39-97 (19th year)
 RECORD IN STADIUM: 151-129-3 (47th year)
 HEAD COACH: Tony Sanchez (NMSU '98)
 SANCHEZ UNLV REC: 9-19 (3rd year)
 SANCHEZ OVERALL: 9-19 (3rd year)

FOLLOW UNLV FOOTBALL



GAME 5 **ESPN 2**

UNLV REBELS (2-2/1-0 Mountain West)

Vs.

#19/21 San Diego State (5-0/1-0 MW)

DATE: Saturday, Oct. 7, 2017

KICKOFF: 7:50 pm PT

SITE: Sam Boyd Stadium (35,500/SPRINTURF) Las Vegas

TV: ESPN2 (Clay Matvick & Kirk Morrison)

RADIO: ESPN 1100 AM & 100.9 FM (Russ Langer & Caleb Herring)

ONLINE: Live Stats at www.unlvrebels.com



SATURDAY'S PREVIEW...

In a battle of teams sitting 1-0 in Mountain West play, UNLV (1-2/1-0) hosts No. 19/21 San Diego State (5-0/1-0) Saturday night on ESPN2 ... The game, already scheduled to be Appreciation of Heroes Night at Sam Boyd Stadium, will offer the city a chance for remembrance of victims, gratitude for those who put sacrifice before self and to celebrate hope in a unified Las Vegas community after Sunday's tragic events on The Strip ... SDSU will be the first ranked MW opponent to play at Sam Boyd since No. 5/5 Boise State Nov. 5, 2011 ... UNLV will host a game televised by ESPN or ESPN2 for the first time since 2012 and, remarkably, play an ESPN/ESPN2 game on a Saturday for the first time since taking on BYU in Provo on ESPN2 Oct. 9, 2004 ... Both sides are coming off wins as the Rebels downed San Jose State 41-13 and the Aztecs got by Northern Illinois 34-28 in San Diego ... This game will feature the top two running backs in the league as SDSU senior **Rashaad Penny** ranks second in the nation with 164.6 yards per game and UNLV junior **Lexington Thomas** ranks fourth in the FBS with 142.8 ... Thomas scored two more rushing touchdowns against the Spartans to give him nine on the year, which is tied for second in the nation and just one off the FBS lead (Oregon's **Royce Freeman** with 10) ... WR **Devonte Boyd** has a school-record 14 career 100-yard receiving games, including three this fall, and comes in ranked fourth in the nation in yards per reception (min. 10) with 25.8.

REBELS vs. AZTECS NOTES...

UNLV has played SDSU more than any other original MW team (26 times) but this is the first time that the Aztecs will be ranked during the matchup ... SDSU leads the all-time series 17-9 and has won the last three meetings ... Aztec head coach **Rocky Long** is 21-4 against the Rebels in his career after previously coaching more than a decade at New Mexico ... SDSU's associate head coach/OC **Jeff Horton** twice worked at UNLV, serving as an assistant in 1990-91 and then as head coach from 1994-98 ... Third-year Aztec special teams coordinator **Bobby Hauck** spent the previous five seasons in Las Vegas as head coach ... Third-year Aztec receivers coach **Hunkie Cooper** played at UNLV at multiple positions from 1990-91 and later served as the program's radio analyst. He holds the UNLV record for most rushing yards in a game by a quarterback with 165 vs. Oregon State in 1991.

Opponent	Result	TV	Series	Attend.	Note to Know
Sept. 2 HOWARD	L, 43-40	MWN	HU 1-0	15,446	UNLV's three lost fumbles are as many as all of 2016
Sept. 9 at Idaho	W, 44-16	ESPN3	Tied 4-4	10,156	Rebels win in state of Idaho for first time since 1977
Sept. 23 at #10/9 Ohio State	L, 54-21	Big Ten Network	OSU 1-0	106,187	Buckeyes throw 7 TDs in first meeting between schools
Sept. 30 SAN JOSE STATE*	W, 41-13	ESPNU	SJSU 15-6-1	15,009	Rebels down Spartans for first time since 1994
Oct. 7 #19/21 SAN DIEGO ST.*	7:45 pm PT	ESPN2	SDSU 16-9		3 of last 5 Rebel head coaches coaching in this game
Oct. 14 at Air Force*	11 am PT	AT&T SportsNet	AFA 14-6		Last UNLV visit was coldest game in both schools' history
Oct. 21 UTAH STATE* (HC)	3 pm PT	AT&T SportsNet	USU 15-7		Aggies also UNLV Homecoming opponent in 1983, '93
Oct. 28 at Fresno State*	7 pm PT	AT&T SportsNet	FS 13-6		Rebels seek first road win over Bulldogs since '83
Nov. 4 HAWAII*	3 pm PT	Spectrum/MWN	UH 14-11		UNLV has taken four straight at home vs. 'Bows
Nov. 10 BYU	7:30 pm PT	ESPN2	BYU 16-3		Cougars play Rebs in Las Vegas for 1st time since 2009
Nov. 17 at New Mexico*	6:30 pm PT	ESPN2	Tied 11-11		UNLV has won four of last six meetings with Lobos
Nov. 25 at Nevada, Reno*	12 pm PT	AT&T SportsNet	UNR 25-17		Visiting team has won five straight in this series

2017 REBEL RUNDOWN

Record:	2-2
Home:	1-1
Away:	1-1
Day Games (Start before 5 pm):	1-1
Night Games (Start after 5 pm):	1-1
TV Games:	2-1
on ESPNU	1-0
on ESPN2	0-0
on Big Ten Network	0-1
on ESPN3	1-0
on AT&T SportsNet	0-0
on Spectrum	0-0
When Scoring First:	2-0
When Opponent Scores First:	0-2
When Leading at Halftime:	2-0
When Trailing at Halftime:	0-2
When Tied at Halftime:	0-0
When Leading After 3rd Quarter:	2-1
When Trailing After 3rd Quarter:	0-1
In Overtime Games:	0-0
When Scoring <20 Points:	0-0
When Scoring 20-29 Points:	0-1
When Scoring 30+ Points:	2-1
When Allowing <20 Points:	2-0
When Allowing 20-29 Points:	0-0
When Allowing 30+ Points:	0-2
When Rushing <100 Yards:	0-0
When Rushing 100-199 Yards:	0-1
When Rushing 200+ Yards:	2-1
When Passing <200 Yards:	0-1
When Passing 200-299 Yards:	2-1
When Passing 300+ Yards:	0-0
When <300 Yards Total Offense:	0-1
When 300+ Yards Total Offense:	2-1
When Allowing <100 Yds Rush:	0-0
When Allowing 100-199 Yds Rush:	2-1
When Allowing 200+ Yds Rush:	0-1
When Allowing <200 Yds Pass:	0-1
When Allowing 200-299 Yds Pass:	1-0
When Allowing 300+ Yds Pass:	1-1
When Allowing 300+ Yds Tot Off:	2-2
When Having 100-Yard Rusher:	2-1
When Allowing 100-Yard Rusher:	0-1
When Making No Turnovers:	1-0
When Making 1-2 Turnovers:	1-1
When Making 3+ Turnovers:	0-1
When No Takeaways:	0-0
When 1-2 Takeaways:	1-1
When 3+ Takeaways:	1-1
When More Time of Poss:	2-1
When Playing on Artificial Turf:	2-2
When Playing on Natural Grass:	0-0
When Game Decided by TD or Less:	0-1
When Game Decided by FG or Less:	0-1

www.unlvrebels.com

THE LAST TIME THEY MET

(Oct. 1, 2016)
SDSU 26, UNLV 7

SAN DIEGO (AP) - Donnell Pumphrey had 198 yards from scrimmage and a touchdown and Rashaad Penny added 160 scrimmage yards and two TDs for San Diego State in its 26-7 win over UNLV Saturday night. Pumphrey ran 31 times for 141 yards and caught seven passes for 57 yards. His 26th career 100-yard rushing game tied **DonTrell Moore** (New Mexico, 2002-05) for the Mountain West Conference record. Penny added 110 yards rushing and 50 yards receiving. He scored on a 41-yard TD catch in the first quarter and added a 4-yard TD run to cap the scoring in the fourth. Pumphrey scored from 9 yards, splitting a pair of defenders with a cutback move to give the Aztecs (4-1, 1-0) a 20-7 lead with 4:50 left in the third quarter. The Rebels' lone score came in the second quarter when **Jeremiah Valoaga** sacked SDSU's quarterback and forced a fumble. **Dominic Baldwin** picked up the loose ball and returned it 20 yards for a touchdown. Redshirt freshman **Dalton Sneed** made his second career start at quarterback for the Rebels. On UNLV's first offensive play from scrimmage, Sneed threw his first career interception. With three UNLV starting receivers out with major injuries, the Rebels did not complete a pass in the first half.

UNLV COLOR COMBO CONVO

WK	OPPONENT	HELMET	JERSEY	PANT
1	HOWARD	Silver	Black	White
2	at Idaho	Black	Red	Black
3	at Ohio State	Silver	White	White
4	SAN JOSE STATE	Red	Red	White
5	SAN DIEGO STATE			
6	at Air Force			
7	UTAH STATE			
8	at Fresno State			
9	HAWAII			
10	BYU			
11	at New Mexico			
12	at Nevada, Reno			

THE NEW GUYS

UNLV's coaching staff has a trio of new faces this year. Taking over the running backs in time for spring practice was **Travis Burkett**, who came from Cornell. The cornerbacks are now coached by veteran **David Lockwood**, formerly a staffer at schools such as Arizona, Notre Dame and West Virginia. Finally, the program's new strength & conditioning coach is **Sean Manuel**, who has worked previously with head coach **Tony Sanchez** at multiple stops.



Burkett



Lockwood



Manuel

SERIES BREAKDOWN

SDSU LEADS 17-9

UNLV at SDSU RECORD: 3-11
SDSU at UNLV RECORD: 6-6
UNLV's LARGEST WIN: 28 (31-3 in 2001)
SDSU's LARGEST WIN: 38 (52-14 in 2015)

DATE	SITE	RESULT
10-22-77	San Diego	SDSU 31-7
10-11-80	San Diego	UNLV 28-17
11-14-81	Las Vegas	SDSU 38-20
9-25-82	San Diego	SDSU 26-23
10-27-83	Las Vegas	UNLV 28-10
11-3-84	San Diego	UNLV 30-14
11-16-96	Las Vegas	UNLV 44-42
10-18-97	San Diego (OT)	SDSU 20-17
11-20-99	Las Vegas	SDSU 37-7
11-25-00	San Diego	UNLV 31-24
10-13-01	Las Vegas	UNLV 31-3
10-26-02	San Diego	SDSU 31-21
11-8-03	Las Vegas	SDSU 7-0
11-20-04	San Diego	SDSU 21-3
10-8-05	Las Vegas	UNLV 13-10
11-11-06	San Diego	SDSU 21-7
11-10-07	Las Vegas	SDSU 38-30
11-22-08	San Diego	SDSU 42-21
11-28-09	Las Vegas	UNLV 28-24
11-27-10	San Diego	SDSU 48-14
11-26-11	Las Vegas	SDSU 31-14
10-27-12	San Diego	SDSU 24-13
11-30-13	Las Vegas	UNLV 45-19
9-27-14	San Diego	SDSU 34-17
11-21-15	Las Vegas	SDSU 52-14
10-1-16	San Diego	SDSU 26-7



2017 REBEL STAT BOX

TEAM				INDIVIDUAL (NCAA TOP 100)					
CATEGORY		MW	NAT	CATEGORY	MW	NAT			
RUSHING OFFENSE	305.5	1	6	RUSHING YARDS PER GAME					
PASSING OFFENSE	176.0	9	105	Lexington Thomas	142.8	2	4		
TOTAL OFFENSE	481.5	3	22	Armani Rogers	65.2	6	--		
SCORING OFFENSE	36.5	1	32	PASSING YARDS PER GAME					
PASS EFFICIENCY	149.8	2	34	Armani Rogers	176.0	4	81		
RUSHING DEFENSE	192.2	10	99	PASS EFFICIENCY					
PASSING DEFENSE	297.5	11	121	Armani Rogers	156.2	2	26		
TOTAL DEFENSE	489.8	11	119	RECEIVING YARDS PER GAME					
SCORING DEFENSE	31.5	9	100	Devonte Boyd	90.2	4	28		
PASSING EFFY DEF.	144.4	9	110	ALL-PURPOSE YARDS PER GAME					
PUNT RETURNS	11.2	3	34	Lexington Thomas	154.8	3	11		
KICKOFF RETURNS	13.7	12	124	TOTAL OFFENSE PER GAME					
NET PUNTING	35.2	9	108	Armani Rogers	241.2	3	60		
TURNOVER MARGIN	+2	T4	T35	POINTS PER GAME					
FUMBLES RECOVERED	3	T8	T51	Lexington Thomas	13.5	1	T2		
FUMBLES LOST	3	T6	T48	Evan Pantels	8.8	5	54		
INTERCEPT. GAINED	5	T5	T35	FIELD GOALS PER GAME					
INTERCEPT. THROWN	3	T3	T43	Evan Pantels	1.75	3	T18		
1ST DOWNS - OFFENSE	89	8	77	TACKLES PER GAME					
1ST DOWNS - DEFENSE	103	8	95	Bailey Laolagi	10.2	3	T12		
3RD DOWN - OFFENSE	42.9%	3	45	INTERCEPTIONS					
3RD DOWN - DEFENSE	40.3%	6	83	Chauncey Scissum	2	T3	T27		
QB SACKS BY	4	T11	105						
QB SACKS AGAINST	7	4	T55						
PENALTY YPG	55.5	7	69						

STARTING ROLE SUITS ARMANI

When Armani Rogers took the first snap vs. Howard September 2, he became the 11th different quarterback in the last 14 years to start a UNLV season opener. Rogers was also the fourth freshman -- all redshirts -- to start a season lid-lifter for the program, joining Nick Sherry vs. Minnesota in 2012, Travis Dixon at Utah State in 2007 and Jon Denton at Tennessee in 1996. Rogers turned in a solid debut, completing 11



of 19 attempts for 220 yards and one touchdown. He also had zero turnovers and was not sacked by the Bison. Rogers picked up his first collegiate victory the following week in a win at Idaho, completing 10 of 16 passes for 193 yards, including engineering the longest pass play in Rebel history when he hit Devonte Boyd in stride at midfield in what became a 94-yard touchdown. After four games, Rogers sits second in the Mountain West and 26th in the nation in passing efficiency. The former ESPN four-star recruit also ranks sixth in the league with 65.2 rushing yards per game. Overall, there is plenty of experience at the position in 2017 as both of the team's backup QBs -- both seniors -- have started and earned victories at UNLV. Kurt Palandech started six games in his first two seasons on campus after transferring in from junior college while former Nebraska player senior Johnny Stanton started the first four games of 2016 before an injury ended his first season as a Rebel after also coming in from JC.

2017 RED ZONE REDUX

UNLV				
	Atts	Scores	TD	FG
HOWARD	7	6	3	3
at Idaho	4	4	2	2
at Ohio State	1	1	1	0
SAN JOSE STATE	5	4	4	0
SAN DIEGO STATE				
at Air Force				
UTAH STATE				
at Fresno State				
HAWAII				
BYU				
at New Mexico				
at Nevada, Reno				
SEASON TOTAL	17	15	10	5
PCT. SCORING IN RED ZONE:	88%			
PCT. SCORING TD IN RED ZONE:	59%			

OPPONENTS

	Atts	Scores	TD	FG
HOWARD	5	4	4	0
at Idaho	4	3	2	1
at Ohio State	8	5	4	1
SAN JOSE STATE	5	3	1	2
SAN DIEGO STATE				
at Air Force				
UTAH STATE				
at Fresno State				
HAWAII				
BYU				
at New Mexico				
at Nevada, Reno				
SEASON TOTAL	22	15	11	4
PCT. SCORING IN RED ZONE:	68%			
PCT. SCORING TD IN RED ZONE:	50%			

POINTS OFF TURNOVERS

UNLV			OPP		
UNLV	No	PTS	OPP	No	PTS
HOW	1	7	HOW	3	15
at ID	1	7	at ID	1	0
at OSU	3	7	at OSU	2	14
SJSU	3	0	SJSU	0	0
SDSU			SDSU		
at AFA			at AFA		
USU			USU		
at FS			at FS		
UH			UH		
BYU			BYU		
at UNM			at UNM		
at UNR			at UNR		
TOTAL	8	21	TOTAL	6	29

UNLV: 8 Poss., 3 Scores (38%)
0 FG, 3 TD
OPP: 6 Poss., 4 Scores (67%)
0 FG, 4 TD

www.unlvrebels.com



HEAD COACH @UNLVSANCHEZ

Tony Sanchez, who built a national powerhouse at Las Vegas' Bishop Gorman High School, is now well on his way to creating another consistent winner in town as the 11th head coach in UNLV football history.

Named to the job on Dec. 11, 2014, Sanchez in 2015 became the first Rebel coach to win at least three times in his first season since Hall of Famer John Robinson in 1999. Sanchez also became only the third UNLV coach to win the fabled Fremont Cannon by defeating in-state rival Nevada, Reno in his debut campaign and the first to do it on the road. Under the new staff, the Rebels also became competitive on a near-weekly basis, either leading or trailing by just a touchdown during the fourth quarter in nine of their 12 games.

The improvement continued in 2016 when UNLV won four games. That marked the first time since 2002-03 that the Rebels won more games than the previous season for a second straight year.

Enjoying the encouraging early results, UNLV recently rewarded Sanchez with a contract extension that will take him through at least the 2021 season.

Sanchez, who turned 43 in January, became a rising star in coaching circles after spending the previous six seasons leading Bishop Gorman to an overall record of 85-5 and six consecutive state 4A championships to go with a top-25 national ranking each year. His 2014 top-ranked Gaels squad finished 15-0 and won the mythical national championship.

Sanchez was well decorated for his efforts in his final season with the Gaels, being named USA TODAY's All-USA Coach of the Year as well as the U.S. Army All-American Bowl National Coach of the Year and the Rawlings National High School Coach of the Year. His overall record as a head coach was 120-26 after having also spent five seasons leading California High School in San Ramon, California, before coming to Southern Nevada. He also was part of staffs at Onate High School in Las Cruces, NM, and Irvin High School in El Paso, TX.

The winning head coach at the 2014 All-American Bowl in San Antonio, Sanchez saw 41 of his players earn collegiate football scholarships during his time in Las Vegas, including 31 to FBS programs. Now he has attracted national attention as only the fifth man in the modern era of college football to go from the high school level directly to the position of head coach of an FBS team.

Sanchez's first major statement as the leader of the Rebels was to quickly attract a top-notch, experienced staff that was highlighted by Nebraska offensive coordinator Barney Cotton and Colorado defensive coordinator Kent Baer.

Dividends from the impressive list of assistants joining Sanchez began immediately as just over a month later, the group secured a recruiting class that was ranked in the upper half of the Mountain West Conference by multiple national outlets. One year later, the Rebels' class was one of the program's best ever as it included a school-record 10 three-star signees.

One of the youngest head coaches on the FBS level, Sanchez is a 1992 graduate of Granada High School in Livermore, CA. A decorated two-way player, he went on to become a standout receiver at Laney College in Oakland before transferring to New Mexico State. He would letter two seasons for the Aggies and finish his senior campaign with 42 receptions for 546 yards, including grabbing five passes for 80 yards at Sam Boyd Stadium when he played against UNLV on Nov. 18, 1995. His first taste of coaching came the next season when he served as an undergraduate assistant at his alma mater.

The son of a career policeman in the Oakland area, Sanchez was born Jan. 25, 1974, at Travis Air Force Base in California while his father was serving in the military. He earned a bachelor's degree in family and consumer science from NMSU in 1998 and then his master's in special education in 2003. He and his wife, Tessie, have two children: daughter, Alyssa, and son, Jason.



COACHING EXPERIENCE

- 2015-SA UNLV – Head Coach
- 2009-14 Bishop Gorman High School (Las Vegas) – Head Coach, OC
- 2004-08 California High School (San Ramon, CA) – Head Coach, OC
- 2003 Onate High School (Las Cruces, NM) – Defensive Coord., DBs
- 2001-02 Onate High School (Las Cruces, NM) – Defensive Backs
- 2000 Irvin High School (El Paso, TX) – Wide Receivers
- 1998 Onate High School (Las Cruces, NM) – Wide Receivers
- 1996 New Mexico State – Undergraduate Assistant – Offense

EDUCATION

- New Mexico State University, 2003
Master's degree in special education
- New Mexico State University, 1998
Bachelor's degree in family and consumer science
- Laney College (Oakland, CA) 1994
Associate Degree in General Studies

PLAYING EXPERIENCE

- 1994-95 New Mexico State – Lettered two years at WR
- 1992-93 Laney College (Oakland, CA) – Lettered two years at WR

PERSONAL DATA

- Name: Tony Sanchez
- Birthdate: Jan. 25, 1974
- Birthplace: Travis Air Force Base, Fairfield, CA
- Wife: Tessie
- Children: Daughter, Alyssa (16); Son, Jason (13)



LEX EDUCATION

Lexington "Lightning" Thomas didn't even start a game in 2015 but was so dynamic that he managed to tie the school freshman record for 100-yard rushing games in a season with three such outings. Thomas ranked ninth in the nation in 2015 with a per-carry average of 6.24 among all freshmen with at least 500 net rushing yards. In his sophomore season, Thomas added 642 more yards and led the squad with 11 total touchdowns (nine rushing). Lex bolted for 112 yards on 19 attempts vs. UCLA at the Rose Bowl in Week Two for the first of four 100-yard games as a sophomore. In the 2017 season opener, Thomas came off the bench again vs. Howard and went for 151 net yards and then finished with 190 the following

week at Idaho. In Game Four vs. San Jose State, Thomas went for 146 yards on just 18 carries. The new total of 10 (in just 12 career starts) already ties him with two other backs for fourth on the school's career list for 100-yard games. Lex has gone long as well. In fact, he has had at least one run of 55 yards or more in three straight games heading into Saturday and now has six such plays in the last 14 outings, including going untouched for an 85-yard TD run at Central Michigan in 2016 that is the fourth-longest run in program history.

RANK	YARDS	PLAYER	YEAR
1.	17	Mike Thomas	1973-74
2.	16	Tim Cornett	2011-14
3.	11	Dominique Dorsey	2001-04
4.	10	Lexington Thomas	2015-SA
	10	Kirk Jones	1983-86
	10	Mack Gilchrist	1968-70

YDS	OPPONENT	YEAR
85	at Central Michigan	2016
62	at Idaho	2017
60	at Idaho	2017
56	SAN JOSE STATE	2017
55	at Ohio State	2017
55	IDAHO	2016

PRO-REBEL FORCES

After a total of seven former Rebels were in NFL training camps this summer, four remain in the league after final rosters were announced September 3. The veteran of that group is longtime center **Joe Hawley** (Tampa Bay Buccaneers), who is in his eighth pro campaign after being drafted by the Falcons in the fourth round back in 2010. Hawley, who has started 54 of his 89 career games in the NFL, is going down as one of the most successful professional players to ever come out of UNLV, joining the elite group of names such as **Randall Cunningham**, **Keenan McCardell**, **Mike Thomas** and **Charles Dimry**. Offensive tackle **Brett Boyko** (Los Angeles Chargers) made the Practice Squad for a third consecutive season, including the first one with the Philadelphia Eagles. Two players from UNLV's 2016 team signed as undrafted free agents and made the active rosters of their respective squads: defensive end **Jeremiah Valoaga** (2012-13 & 2015-16) with the Detroit Lions and defensive back **Torry McTyer** (2013-16) who caught on with the Miami Dolphins. Also, in the Arena League, 2007 Mountain West Defensive Player of the Year **Beau Bell** won the AFL's Defensive MVP Award the linebacker helped his Philadelphia Soul win a second straight Arena Bowl at the end of August.

PLAYER	AT UNLV	POS	CURRENT NFL TEAM
Brett Boyko	2011-14	OL	Los Angeles Chargers (Practice Squad)
Joe Hawley	2006-09	OL	Tampa Bay Buccaneers
Torry McTyer	2012-16	DB	Miami Dolphins
Jeremiah Valoaga	2012-16	DL	Detroit Lions



2017 FOOTBALL STAFF

FOOTBALL OFFICE: (702) 895-3400
STAFF EMAIL: first name.last name@unlv.edu
Head Coach:
 Tony Sanchez (3rd Year/NMSU '98)
Offensive Coordinator/Tight Ends
 Barney Cotton (3rd Year/Nebraska '83)
Defensive Coordinator/Linebackers:
 Kent Baer (3rd Year/Utah State '73)
Special Teams Coordinator/Safeties:
 Andy LaRussa (3rd Year/Southern Utah '02)
Recruiting Coordinator/Wide Receivers:
 Cedric Cormier (8th Year/Colorado '02)
Offensive Line:
 John Garrison (3rd Year/Nebraska '03)
Running Backs:
 Travis Burkett (1st Year/Saint Mary's '02)
Quarterbacks:
 Ron O'Dell (3rd Year/Chico State '01)
Defensive Line:
 Tony Samuel (2nd Year/Nebraska '81)
Cornerbacks:
 David Lockwood (1st Year/West Virginia '89)
Graduate Assistant Coach:
 David Orloff (3rd Year/San Jose State '15)
Graduate Assistant Coach:
 Cody Green (3rd Year/Tulsa '14)
Graduate Assistant Coach:
 Ronnie Regula (1st Year/Miami '15)
Director of Strength & Conditioning:
 Sean Manuel (1st Year/Columbia College '07)
Asst. Director of Strength & Conditioning:
 David Kitchen (1st Year/Susquehanna '14)
Director of Football Operations:
 Dennis Slutak (3rd Year/Florida State)
Director of Player Personnel:
 Eric Sheridan (1st Year/Saint Francis '12)
Asst. Recruiting Coordinator:
 Drew Jennison (3rd Year/Arizona '14)
Asst. AD/Athletic Training:
 Kyle Wilson (34th Year/West Virginia '82)
Director of Equipment:
 Rocky Rutledge (19th Year/TCU '98)
Coordinator of Video Services:
 Joe Maggio (2nd Year/Stony Brook '12)
Executive Assistant to the Head Coach:
 Sara Doty (2nd Year/UNLV '11)
Sr. Asst. AD/FB Media Relations Director:
 Mark Wallington (25th Year/Florida '93)
Assistant FB Media Relations Director:
 Sarah Jennings Micinski (1st Year/Washington '10)

BOY OH BOYD!

UNLV CAREER REC. YARDS

1.	3,495	Ryan Wolfe	2006-09
2.	2,991	Devonte Boyd	2014-SA
3.	2,785	Devante Davis	2011-14

UNLV CAREER RECEPTIONS

1.	283	Ryan Wolfe	2006-09
2.	202	Casey Flair	2005-08
3.	187	Damon Williams	1995-98
4.	186	Devante Davis	2011-14
5.	183	Earvin Johnson	2001-04
6.	178	Devonte Boyd	2014-SA

UNLV CAREER TD REC.

1.	26	Phillip Payne	2006-11
2.	24	Henry Bailey	1991-94
3.	22	Devante Davis	2011-14
4.	21	Sam Greene	1979-80
5.	20	Nate Hawkins	1968-71
6.	18	George Thomas	1984-87
7.	17	Devonte Boyd	2014-SA
17		Demond Thompkins	1991-94

FBS ACTIVE LEADERS

CAREER RECEIVING YARDS

RK	PLAYER, SCHOOL	YARDS
1.	James Washington, OK St	3,565
2.	Richie James, MTSU	3,177
3.	Devonte Boyd, UNLV	2,991

CAREER RECEPTIONS

RK	PLAYER, SCHOOL	REC
1.	Richie James, MTSU	232
2.	Cam Phillips, Virginia Tech	206
3.	Allen Lazard, Iowa State	194
4.	Christian Kirk, Texas A&M	186
5.	Calvin Ridley, Alabama	185
6.	Desean Hamilton, Penn St	181
7.	James Washington, OK St	179
8.	Devonte Boyd, UNLV	178
	Ervin Phillips, Syracuse	178

CAREER RECEIVING YPG

RK	PLAYER, SCHOOL	YPG
1.	Richie James, MTSU	109.6
2.	Anthony Miller, Memphis	83.4
3.	James Washington, OK St	81.0
4.	Courtland Sutton, SMU	79.5
5.	Devonte Boyd, UNLV	76.7

www.unlvrebels.com

ALL-AMERICA WR CANDIDATE DEVONTE BOYD BOYD MEETS WORLD

DEVONTE BOYD'S HONORS

- + 2014 FWAA Freshman All-America
- + 2014 Mountain West Conference Freshman of the Year
- + 2015, '16 Biletnikoff Award Watch List Member
- + 2014, '15 Second Team All-Mountain West (Official Team)
- + 2015, '16, '17 Preseason First Team All-Mountain West (Official Media Team)
- + 2015, '16 Preseason First Team All-Mountain West Lindy's
- + 2015, '16, '17 Preseason First Team All-Mountain West Phil Steele's
- + 2015, '16, '17 Preseason First Team All-Mountain West Athlon
- + 2016 Named "Most Dangerous Deep Threat" in Mountain West by Lindy's
- + 2016 Named "Fastest Receiver" in Mountain West by Sporting News
- + 2015 Named "Best Hands" in Mountain West by Lindy's

An impressive and already highly decorated veteran receiver who is an All-America candidate as he challenges



to become his school's all-time yardage leader as a senior this fall ... Currently is fourth in the nation with 25.8 yards per reception (min. 10 catches) ... Earned a spot on the UNLV Dean's Honors List in Spring 2017 ... The Mountain West Offensive Player of the Year candidate was a 2017 preseason All-MW First Team selection by Phil Steele's and Athlon... Ranked the No. 7 NFL prospect in the Mountain West by Lindy's ... Currently ranks third among all active players in college football with 2,991 receiving yards and fifth with 76.7 receiving yards per game as a collegian ... Chosen to serve as his team's offensive representative at the annual MW Media Days in July for the second consecutive year ... The Biletnikoff Award candidate has caught at least one pass in all but one of 39 games in his career and brought in at least two in all but three outings ... Boyd can become the first UNLV player to lead the team in receptions all four seasons and also the first to post three 900-yard seasons in a career ... Already owns the school record for career 100-yard receiving games with 14 ... Now also owns the longest offensive play in UNLV history after taking an **Armani Rogers** pass for a 94-yard touchdown Sept. 9 at Idaho ... Needs 505 yards to pass **Ryan Wolfe's** UNLV career record of 3,495 and 644 yards to become the receiving yardage king in Mountain West history (CSU's **David Anderson** 3,634 from 2002-05) ... Needs five catches to move into the UNLV top five in that career category ... Became just the third Rebel named to the Football Writers Association of America Freshman All-America when he joined Baylor's **K.D. Cannon** as the two ball-catchers on the elite national squad ... Just the fifth UNLV player to be named his conference's Freshman of the Year ... A local signee from Henderson's Basic High School, Boyd is a New Orleans native who moved to Southern Nevada a decade ago to live with relatives after his family was hit hard by Hurricane Katrina.

BOYD'S UNLV RECEIVING STATS

YEAR	GP-GS	REC	YDS	AVG	TD	LG
2017	4-4	14	361	25.8	2	94
2016	10-10	45	746	16.6	4	56
2015	12-12	54	904	16.7	7	75
2014	13-11	65	980	15.1	4	56
TOTAL	39-37	178	2,991	16.8	17	94

BOYD'S CAREER 100-YARD GAMES (14)

OPPONENT	DATE	REC	YDS	TD	LG
At San Jose State	10/29/16	6	136	0	64
Jackson State	9/1/16	4	135	3	56
At Colorado State	11/14/15	8	131	0	34
At Utah State	10/25/14	6	128	1	43
Wyoming	11/12/16	10	127	0	21
At Wyoming	11/28/15	6	122	1	38
Hawai'i	11/7/15	6	120	1	75
Boise State	10/31/15	6	116	0	30
New Mexico	11/1/14	11	108	0	21
At Northern Illinois	9/5/15	5	107	1	64
San Jose State	9/30/17	5	105	0	53
Howard	9/2/17	4	105	1	46
At Idaho	9/9/17	2	103	1	94
At Arizona	8/29/14	6	102	0	52

LINCOLN TO LAS VEGAS

UNLV's staff continues to have a definite Cornhusker flavor to it. Offensive coordinator/tight ends coach Barney Cotton played for legendary coach Tom Osborne in Lincoln and spent eight years in two stints on the Nebraska staff, even leading the team as interim head coach in its Holiday Bowl appearance against USC in 2014. Offensive line coach/run game coordinator John Garrison also played for the Huskers, including serving as center in the BCS Championship game for the 2001 squad, and spent the previous four years with Cotton on the NU staff. Second-year defensive line coach Tony Samuel played four seasons for the Huskers and later coached them for 11 (1986-96). Finally, third-year graduate assistant Cody Green played quarterback for Big Red in 2009-10 before finishing his playing career at Tulsa.



TWIN PARKS

Perhaps the only set of twins to play for the Rebels, Rasheem Parks (6-0, 215, SR-TR) and brother Rasheed Parks (6-2, 235, SR-TR) are quite used to the unusual situation. The pair have been playing on the same teams their entire lives. After both starred at Arbor View High School in Las Vegas, they went together to play at Pima Community College in Arizona. After two seasons off, the Parks decided to walk-on to their hometown college team during the off-season and are spending their final year of eligibility as Rebels. Born in Queens, NY, Rasheem is a quarterback who runs the scout team behind center while Rasheed spent much of preseason camp getting after his brother from the other side of the ball as a defensive lineman.



OH CAPTAINS, MY CAPTAINS

Four permanent team captains were announced during preseason camp and of note, two were juniors and three were local products. Senior wide receiver Devonte Boyd (Henderson/Basic HS) and junior center Zack Singer (Las Vegas/Bishop Gorman HS), who has since suffered a season-ending injury, represent the offense while senior defensive tackle Mike Hughes Jr. (Las Vegas/Palo Verde HS) and junior linebacker Bailey Laolagi (Folsom, CA/Folsom HS) rep the D. "Really proud of the guys for doing a good job in picking (team captains)," said head coach Tony Sanchez. "Mike Hughes – a local Vegas guy who has been a leader here for a long time; Devonte Boyd, another guy local guy who has had a helluva career and deserves to be a captain; Bailey Laolagi out of Folsom has done a good job on becoming a leader in this program; and then another local, Zack Singer, who has done a tremendous job and earned lot of guys' respect. They were the clear-cut winners when we had the team vote."



Boyd



Hughes



Laolagi



Singer

WEEKLY WINNERS

The Rebels have had 60 all-time winners of the weekly awards since joining the MW in 1999. The complete list:

OFFENSIVE PLAYER OF THE WEEK

Kurt Palandech, QB	Nov. 14, 2016
Devante Davis, WR	Sept. 30, 2013
Caleb Herring, QB	Sept. 16, 2013
Tim Cornett, RB (Co-)	Nov. 15, 2010
Omar Clayton, QB	Sept. 21, 2009
Omar Clayton, QB (Co-)	Sept. 22, 2008
Frank Summers, RB (Co-)	Sept. 24, 2007
Rocky Hinds, QB (Co-)	Nov. 27, 2006
Larry Croom, RB (Co-)	Dec. 2, 2002
Jason Thomas, QB	Nov. 4, 2002
Joe Haro, RB	Oct. 29, 2001
Nate Turner, WR	Nov. 27, 2000
Jason Thomas, QB	Oct. 2, 2000
Jeremi Rudolph, RB	Oct. 11, 1999

DEFENSIVE PLAYER OF THE WEEK

Torry McTyer, CB	Nov. 14, 2016
Tau Lotulelei, LB	Oct. 17, 2016
Ryan McAleenan, LB	Oct. 5, 2015
Tani Maka, LB	Sept. 24, 2012
James Dunlap, DE (Co-)	Oct. 31, 2011
Jason Beauchamp, LB	Oct. 26, 2009
Jason Beauchamp, LB	Sept. 29, 2008
Beau Bell, LB (Co-)	Oct. 29, 2007
Beau Bell, LB (Co-)	Oct. 15, 2007
Beau Bell, LB	Sept. 24, 2007
Beau Bell, LB	Oct. 10, 2005
Jamaal Brimmer, SS	Oct. 11, 2004
Joe Miklos, FS	Oct. 4, 2004
Joe Miklos, FS (Co-)	Nov. 3, 2003
R. Dodd-Masters, CB	Sept. 22, 2003
Jamaal Brimmer, SS	Sept. 13, 2003
John Andrews, LB	Sept. 1, 2003
Jamaal Brimmer, SS	Oct. 21, 2002
Tyrone Tucker, LB	Oct. 7, 2002
Kevin Thomas, CB	Nov. 19, 2001
Amar Brisco, CB	Nov. 27, 2000
Kevin Thomas, CB	Oct. 2, 2000
Kevin Thomas, CB	Sept. 13, 1999

SPECIAL TEAMS PLAYER OF THE WEEK

Logan Yunker, P	Oct. 5, 2015
Nicolai Bornand, PK	Oct. 13, 2014
Nicolai Bornand, PK	Sept. 8, 2014
Nolan Kohorst, PK	Oct. 14, 2013
Logan Yunker, P	Sept. 30, 2013
Logan Yunker, P	Sept. 23, 2013
Deante' Purvis, KR	Oct. 31, 2011
Marcus Sullivan, KR (Co-)	Nov. 29, 2010
Kyle Watson, PK	Nov. 17, 2008
Deante' Purvis, KR	Nov. 10, 2008
Malo Taumua, DL (Co-)	Sept. 15, 2008
Sergio Aguayo, PK	Oct. 10, 2005
Sergio Aguayo, PK	Sept. 12, 2005
Dillon Pieffer, PK	Nov. 3, 2003
Dillon Pieffer, PK	Sept. 22, 2003
Gary Cook, P	Sept. 13, 2003
Greg Estandia, TE	Sept. 1, 2003
Dillon Pieffer, PK	Dec. 2, 2002
Troy Mason, PR	Oct. 15, 2001
Gary Cook, P	Oct. 7, 2001
Troy Mason, KR	Nov. 13, 2000
Ray Cheetany, P/PK	Oct. 9, 2000
Duane James, KR	Oct. 11, 1999

www.unlvrebels.com

COACH LOCATIONS

Where the UNLV coaches are located during games:

PRESS BOX COACHES BOOTH

Kent Baer DC/Linebackers
 Ron O'Dell Quarterbacks
 Travis Burkett Running Backs
 GA
 GA

SIDELINES

Tony Sanchez Head Coach
 Barney Cotton OC/Tight Ends
 Andy LaRussa STC/Safeties
 David Lockwood Cornerbacks
 Cedric Cormier Wide Receivers
 Tony Samuel Defensive Line
 John Garrison Offensive Line
 GA
 GA

REBEL STARTS CHART

PLAYER	2017	CAREER	CONSEC.
Evan Austrie	0	2	--
Dalton Baker	4	4	4
Devonte Boyd	4	37	4
Jaron Caldwell	4	16	16
Xzaviar Campbell	0	1	--
Michael Chevalier	0	12	--
Riley Erickson	1	1	1
Jason Fao	4	9	4
Mark Finau	4	15	6
Jericho Flowers	2	4	1
Tim Hough	3	17	--
Tim Holt	3	6	3
Mike Hughes	4	28	28
Robert Jackson	2	3	--
Nathan Jacobson	4	18	18
Jocquez Kallil	1	1	1
Trevor Kanteman	7	7	--
Brian Keyes	2	2	--
Kendal Keys	1	19	--
Bailey Laolagi	4	4	4
Gabe McCoy	4	4	4
Jameer Outsey	4	4	4
Kurt Palandech	0	6	--
Evan Pantels	4	16	16
Justin Polu	4	14	14
Brandon Presley	4	5	4
Armani Rogers	4	4	4
J'Ondray Sanders	1	11	1
Kyle Saxelid	4	32	32
Chauncey Scissum	4	4	4
Zack Singer	3	3	--
Johnny Stanton	0	4	--
Mekhi Stevenson	0	8	--
Lexington Thomas	3	12	3
Charles Williams	1	5	--
Salanoa-Alo Willy	0	12	12
Darren Woods	2	7	1
Antonio Zepeda	0	1	--

www.unlvrebels.com

LEX ON TEX LIST (AGAIN)

For the second straight year, UNLV junior running back **Lexington Thomas** was one of 45 players named to the official watch list for the fifth annual Earl Campbell Tyler Rose Award. The award honors the nation's top college football offensive player who was either born in Texas, graduated from a Texas high school or plays at a college located in the Lone Star State. The honoree must also exhibit the enduring characteristics that define the award's namesake -- former NFL running back great **Earl Campbell** (nicknamed the Tyler Rose) -- including integrity, performance, teamwork, sportsmanship, drive, community and tenacity. A 2015 graduate of Benjamin Davis High School in Aldine, Texas, Thomas' 10 career 100-yard rushing games already rank him fourth in school history. He has twice earned an Earl Campbell Award Honorable Mention this fall -- Sept. 12 after his 190-yard, three TD performance at Idaho and Oct. 3 following a 146-yard, two-TD effort vs. San Jose State.



SLAYING INDOORS

UNLV TOP ROAD VICTORY MARGINS

RK	PTS	OPPONENT	DATE	SCORE
1.	65	at New Mexico	11/1/80	72-7
2.	41	at Colorado State	9/27/80	56-15
3.	38	at UNR	11/22/75	45-7
4.	28	at Idaho	9/9/17	44-16
5.	27	at Colorado State	10/21/78	33-6

its first on the road over a non-conference opponent since 2008 but also the Rebels' biggest winning margin since 1980 and the fourth largest in program history.



UNLV's 44-16 victory inside the Kibbie Dome at Idaho in Week 2 not only marked

TRIPLE (OT) PLAY

UNLV snapped a two-game losing streak in overtime games last fall with its historic 69-66 victory over Wyoming. It marked the first time that the Rebels won a game that went longer than one overtime period and set a school record for points in extra time with 17. In 2008, the Rebels won back-to-back OT games at No. 13 Arizona State and then at home vs. Big 12 team Iowa State. They became only the sixth team to ever win in overtime in consecutive games: Northwestern did it in 2004 and '07, Boston College (2006), TCU (2005), USF (2003) and San Diego State (1998).

UNLV OVERTIME HISTORY (5-10)

GAME	DATE	SCORE	OTs	PTS
UNLV at San Diego State	Oct. 18, 1997	L, 20-17	1	0
UNLV vs. San Jose State	Nov. 22, 1997	L, 55-48	1	0
UNLV vs. Wyoming	Oct. 17, 1998	L, 28-25	1	0
UNLV at Ole Miss	Oct. 28, 2000	L, 43-40	1	3
UNLV vs. Wyoming	Nov. 2, 2002	W, 49-48	1	7
UNLV vs. BYU	Oct. 25, 2003	L, 27-20	1	0
UNLV vs. Wyoming	Nov. 6, 2004	L, 53-45	3	14
UNLV vs. New Mexico	Oct. 14, 2006	L, 39-36	1	0
UNLV at Arizona State	Sept. 13, 2008	W, 23-20	1	3
UNLV vs. Iowa State	Sept. 20, 2008	W, 34-31	1	6
UNLV vs. Minnesota	Aug. 30, 2012	L, 30-27	3	14
UNLV vs. Fresno State	Oct. 19, 2014	W, 30-27	1	3
UNLV vs. San Jose State	Oct. 10, 2015	L, 33-27	1	0
UNLV vs. Idaho	Sept. 24, 2016	L, 33-30	1	3
UNLV vs. Wyoming	Nov. 12, 2016	W, 69-66	3	17

QB1(HUNDRED)

Against Wyoming in 2016, junior **Kurt Palandech** (pictured) became the eighth quarterback in UNLV history to rush for more than 100 net yards in a game. While there have been only 11 such games in program history, THREE of them happened just last fall as JC transfer **Johnny Stanton** did it against Idaho and just one week later, redshirt freshman **Dalton Sneed** (who has since transferred) gave UNLV its first back-to-back 100-yard rushing games by quarterbacks in history when he went for 147 vs. Fresno State. Palandech's 157 yards rank second in UNLV history, trailing only **Hunkie Cooper's** 165 yards vs. Oregon State in 1991.

100-YD RUSHING GAMES BY A UNLV QB (11)

RK	YDS	AVG	TD	PLAYER	OPPONENT	YEAR
1.	165	9.2	1	Hunkie Cooper	Oregon State	1991
2.	157	9.8	1	Kurt Palandech	Wyoming	2016
3.	147	9.8	1	Dalton Sneed	Fresno State	2016
4.	135	7.1	0	Omar Clayton	Colorado State	2007
5.	131	7.3	0	Johnny Stanton	Idaho	2016
6.	129	9.1	1	Travis Dixon	at Utah State	2007
7.	126	12.6	2	Jason Thomas	at Hawai'i	2000
8.	107	5.1	1	Jason Thomas	at Iowa State	2000
9.	104	6.1	1	Shane Steichen	Idaho	2005
10.	103	8.6	0	Jason Thomas	at Arkansas	2001
11.	103	6.9	0	Derek Stott	Pacific	1991



JOHNNY ON THE SPOT

Former Nebraska quarterback and first team JC All-American **Johnny Stanton**, who transferred to UNLV and started the first four games of the 2016 season before suffering an injury, did not play in the first three games during this, his senior year. Looking to get on the field one way or another, Stanton asked coaches if he could join the special teams units and reached the first string on punt return in time for Game Four vs. SJSU. On Stanton's second play of the season last week, he bolted past the Spartan line and easily blocked a punt that went 19 yards the other way and set up a short UNLV TD rush.



SANCHEZ PART OF SELECT COACHING GROUP

UNLV's **Tony Sanchez** is just the fifth man in the modern era of college football to move directly from being a head coach at a high school to being head coach at a university that was part of what is now known as the FBS. Sanchez, of course, only had to move across the city after going 85-5 in six seasons while leading 2014 national champion Bishop Gorman High School in Las Vegas. **Jim Bradley**, who passed away in 2015, was the first to do it when he went across town to take over at NMSU.

COACH	HIGH SCHOOL (CITY)	SCHOOL	RECORD	YEARS
Jim Bradley	Mayfield HS (Las Cruces, NM)	New Mexico State	23-31-1	1973-77
Bob Comings	Massillon Washington HS (Massillon, OH)	Iowa	18-37	1974-78
Gerry Faust	Moeller HS (Cincinnati, OH)	Notre Dame	30-26-1	1981-85
Todd Dodge	Carroll Senior HS (Southlake, TX)	North Texas	6-37	2007-10
Tony Sanchez	Bishop Gorman HS (Las Vegas)	UNLV	9-19	2015-SA

HOLD THE DOOR

Just one year after ranking 106th in the nation in quarterback sacks allowed with 33, UNLV in 2016 broke the school record for fewest in a season. The Rebels led the Mountain West and tied for third in the nation with just 10 sacks allowed. After four games this fall, UNLV quarterbacks have been sacked 17 times in the last 16 games.

POLU ON POLY LIST

UNLV sophomore offensive lineman **Justin Polu** was one of 48 players from around the nation named to the 2017 Watch List for the Polynesian College Football Player of the Year Award. The honor is presented annually to the most outstanding Polynesian college football player that epitomizes great ability and integrity. Named 2017 Third Team Preseason All-Mountain West by Athlon, Polu (6-foot-4, 325) was born in Honolulu but is a product of Las Vegas' Silverado High School. Starting all 12 games at right guard, he did not allow a quarterback sack as a freshman and helped lead the UNLV rushing attack to 241.5 yards per game, which ranked 15th in the nation and was the program's highest average since 1979. The winner of the 2017 Polynesian College Football Player of the Year Award will be announced Dec. 14, 2017. Five finalists will be unveiled on November 30. The presentation of the award will be held at the Celebration Dinner during the Polynesian Football Hall of Fame Enshrinement Weekend Jan. 21, 2018, in Honolulu.



FEWEST OPPONENT SACKS IN A UNLV SEASON

RANK	SACKS	YEAR
1.	10	2016
2.	12	2001
3.	14	2008
	14	1992
5.	15	2009
6.	16	1995

www.unlvrebels.com

#USNOWLV

FOLLOW THE REBELS:

UNLVREBELS.COM

ON THE WEB

UNLV and CBSsports.com College Network again team up to present REBEL FOOTBALL GAME DAY CENTRAL, which can be found on the web at www.unlvrebels.com. Also, the weekly release "UNLV Football News" can be accessed in its entirety by Monday morning during game weeks. The complete document will be available in printable form through Adobe Acrobat Reader, which offers a free reader program directly accessible from the football section of the site.



ON TWITTER

@unlvathletics

@unlvfootball

@unlvsanchez



ON FACEBOOK

facebook.com/unlvathletics

facebook.com/unlvfootball



ON INSTAGRAM

@unlvathletics

@unlvfootball

www.unlvrebels.com

REB ZONE SPORTS SHOW IS BACK

KVVU FOX5 has been the home of the official UNLV television coach's show since 2013. The "Reb Zone Sports Show" airs Sunday nights at 11 p.m. exclusively on FOX5 following FOX5 News at 10p Weekend Edition and FOX5 SportsPlus. Each week, FOX5 Sports Director **Kevin Bolinger** and UNLV Head Football Coach **Tony Sanchez** break down post-game highlights, feature player profiles, preview the next opponent and give a weekly wrap of Mountain West Conference play. UNLV men's basketball head coach **Marvin Menzies** will join Bolinger in the Reb Zone during the Runnin' Rebels' season. "FOX5 is a big supporter of UNLV academics and athletics and we are excited about this partnership," said Vice President and KVVU FOX5 General Manager, **Todd Brown**. "We are all about community and there is nothing better than a community that supports their college students and student-athletes. We look forward to another exciting season for both Rebel football and Runnin' Rebel basketball."



SIMPLY REB, PLEASE!

Please remember, UNLV (acronym on all references, please) is home to the REBEL football team -- not the Runnin' Rebels! Only the men's basketball team at UNLV is nicknamed the Runnin' Rebels.

REBELS ON THE AIR

UNLV football's radio broadcasts, including the coach's show, can be heard again in Southern Nevada this fall on ESPN 1100 AM and on 100.9 FM. The Learfield UNLV Sports Properties Network includes an affiliate to the north, Reno radio station Fox Sports Radio 1450 AM, which is also owned by Lotus Broadcasting. **Russ Langer** is in his fifth season as the team's play-by-play voice after completing his 18th season calling the action for the Las Vegas 51s, which is the Triple-A affiliate of the New York Mets. Joining him in the booth for the first time is former UNLV quarterback **Caleb Herring**, who led the Rebels to their most recent bowl trip during the 2013 season.

((1100 AM))

ESPN
LAS VEGAS

((100.9 FM))

SANCHEZ WEEKLY RADIO SHOW


The "Tony Sanchez Radio Show" will be broadcast live this season every Wednesday from 6-7 p.m. PT. This marks the seventh straight year that the UNLV coach's radio show will originate from Born And Raised Tavern & Lounge in Summerlin. The show is broadcast live on ESPN 1100 AM and 100.9 FM. Fans are invited to come and join Coach Sanchez, UNLV football play-by-play radio announcer **Russ Langer** and former Rebel quarterback **Caleb Herring** in person each week during the season.



#USNOWLV


ONE-OF-A-KIND DESIGN

Sam Boyd Stadium underwent a \$1.2 million renovation on its field level in the summer of 2015 that included a new \$800,000 playing surface. Two rows of seats on both the West and East sides were eliminated to create a wider field and a new official stadium capacity for football of 35,500. The highlight of the project, however, was the installation of a new football field for the first time since 2003. The state-of-the-art, 100-percent Made in the USA, SPRINTURF synthetic surface features a shock pad for player safety. Given the advantages of a blank green canvas with no sewn-in markings, UNLV head coach **Tony Sanchez** looked to go bold with the program's new field design and the Vegas-themed look made national news when the rendering was released in August of last year. The world-famous "Welcome to Fabulous Las Vegas" sign makes an appearance in the black end zones along with "REBELS" in red. Yardage numbers are displayed in a unique retro Las Vegas font and lay atop red and gray diamonds made famous in the iconic old Stardust hotel sign. The 50-yard-line markers are gray sunbursts taken from the top of the aforementioned Las Vegas sign. Finally, a gray strip borders the entire field. The entire design, including the Mountain West Conference logos and midfield UNLV primary logo, is painted by stadium personnel in the final weeks leading up to kickoff.



"Las Vegas is so important to our University and our football program wants to be a big part of the Las Vegas community. We are fortunate to live in one of the world's great destinations and these innovative designs are one of the ways we proudly represent our city."

--Head coach Tony Sanchez



THE YOUNG-INS

UNLV saw six true freshmen play in the 2017 opener: WR Drew Tejchman, RB Tariq Hollandsworth, DB Greg Francis, PK Daniel Gutierrez, LB Farrell Hester II (pictured below) and DL Kolo Uasike. In addition, redshirt freshman QB Armani Rogers started behind center while fellow redshirts FB Daniel Godfrey, TE Giovanni Fauolo and WR Brandon Gahagan made their collegiate debuts to make it 10 total freshmen on the field vs. Howard. In the recent past, the Rebels played 14 in 2016 and 11 (2015), 5 (2014), 11 (2013), 7 (2012), 13 (2011) and 14 (2010) total freshmen in the first game of the year.



SCOREFEST

In 2016 UNLV defeated Wyoming 69-66 in triple-overtime to mark the fourth-highest scoring game in FBS history. The 135 total points are just two short of the NCAA record set by Pittsburgh and Syracuse (137 points in 2016). The previous highest-scoring game in Mountain West history was 117 by BYU (45) and Hawaii (72) on Dec. 8, 2001. The previous highest-scoring game in UNLV history was 105 when the Rebels downed Nebraska-Omaha 63-42 at Sam Boyd Stadium on Oct. 16, 1976.



www.unlvrebels.com

2017 MW STANDINGS

TEAM	CONF	ALL	STK
MOUNTAIN DIVISION			
Utah State	1-0	3-2	W2
Wyoming	1-0	3-2	W2
Boise State	1-0	2-2	L1
Colorado State	1-0	3-2	W1
New Mexico	1-1	3-2	W2
Air Force	0-2	1-3	L3
WEST DIVISION			
#19/21 San Diego St	1-0	5-0	W7
UNLV	1-0	2-2	W1
Fresno State	1-0	2-2	W1
Nevada, Reno	0-1	0-5	L5
San Jose State	0-2	1-5	L4
Hawai'i	0-2	2-3	L3

MW THIS WEEK

FRIDAY

Boise State at BYU (ESPN)

SATURDAY

Colorado State at Utah State (AT&T SN)
 Air Force at Navy (CBSSN)
 Fresno State at San Jose State (ESPN3)
 Hawai'i at UNR (CBS SN)
 San Diego State at UNLV (ESPN2)

MW LAST WEEK

Utah State 40, BYU 24
 Wyoming 45, Texas State 10
 New Mexico 56, Air Force 38
 Colorado State 51, Hawai'i 21
 Fresno State 21, UNR 21
 San Diego State 34, Northern Illinois 28
 UNLV 41, San Jose State 13



www.unlvrebels.com

PALANDECH WEARING WIESNER JERSEY




Before UNLV's home-opening foot-game vs. Howard, senior quarterback **Kurt Palandech** was recognized as this year's recipient of the Tom Wiesner Award (pronounced "WEEZE-ner). For the 16th consecutive year, coaches and seniors on the football team selected the player who best exemplifies the courage, enthusi-

asm, dedication and toughness of the late Mr. **Tom Wiesner**. Palandech, a former junior-college transfer from Laney College, will be the first quarterback to wear the Wiesner, which is designated with special stitching on the front of his jersey. A Wisconsin native and three-time letterman on the Badger football team, Mr. Wiesner sought his fortune out West and became one of the Las Vegas' leading businessmen, philanthropists, politicians and ambassadors. The founder of the successful restaurants that are part of Big Dog's Hospitality Group, Mr. Wiesner helped guide Rebel Athletics from their infancy and was inducted into the UNLV Athletics Hall of Fame as a Distinguished Contributor in 1994. Also a member of the Nevada Board of Regents, he died in 2002 at the age of 63 after a battle with Leukemia.

ALL-TIME WIESNER AWARDS

YEAR	PLAYER	POS
2002	Tony Terrell	OL
2003	Dominic Furio	OL
2004	Jamaal Brimmer	DB
2005	Joe Miklos	DB
2006	Erick Jackson	RB
2007	Chris Butler	TE
2008	Jacob Hales	DL
2009	Ryan Wolfe	WR
2010	Isaako Aaitui	DL
2011	Bryce Saldi	LB
2012	Aaron Reed	TE
2013	Max Johnson	FB
2014	Brian Roth	OL
2015	Sonny Sanitosa	DL
2016	David Greene Jr.	RB
2017	Kurt Palandech	QB



PIECE OF CAKE: DASH ON PIESMAN LIST

UNLV sophomore defensive lineman **Nick Dehdashtian** is one of 44 players from across the nation on the official preseason Watch List for the coveted Piesman Trophy Award. The SB Nation Piesman Award goes to an offensive or defensive lineman who makes the season's most impressive play as a runner, receiver or passer – as decided by a panel of voters. Dehdashtian (Mission Viejo High School/Rancho Santa Margarita, CA) is no stranger to the Piesman people as he was a weekly honoree last fall after he picked up a fumble and rumbled 28 yards for a touchdown in the Rebels' season-opening victory over Jackson State. This year, three finalists will be invited to an awards ceremony December 8 in New York City. Piesman voters include media members from outlets such as ESPN, Bleacher Report, USA Today, CBS, the AP, Sports Illustrated and The Ringer. Fans have a voice too, via an online ballot made available later in the season.

Brian O'Neill of Pittsburgh won the pie-shaped crystal trophy in 2016 while **Ash-ton Henderson** of South-eastern Louisiana took the inaugural Piesman.





COMING SOON: A STATE-OF-THE ART FOOTBALL HOME

UNLV Athletics announced the largest single gift in its history on Sept. 13, 2016, as the Fertitta Family has pledged \$10 million toward the construction of a state-of-the-art football training facility, which will be known as the Fertitta Football Complex. The 73,000-square-foot, two-level complex will be built on campus in the north end of the team's practice area and overlook the Ernie Becker Sr. Football Fields at Bill "Wildcat" Morris Rebel Park. The Fertitta Football Complex will become the day-to-day home of the program and include an academic center, locker rooms, offices, meeting rooms, strength & conditioning center, media room, training table and nutrition bar, athletic training center and player lounge.

The **Fertitta Family** had the following statement: "We believe in the future of Rebel Football under Tony Sanchez's leadership and are proud to join others in the community in helping make this vital building block for the program become a reality."

A lead gift of \$2 million, which was previously the largest ever earmarked for UNLV Football and came from a donor who wished to remain anonymous, was announced in May 2016. The project is expected to cost between \$24-26 million.

"As I've said since the day I was hired here, I am excited about the future of this program and its limitless potential," said head coach **Tony Sanchez**. "I want to thank the Fertittas for not just this amazing gift but also for everything they do in the community. I also want to thank everyone else who has stepped up with significant and important contributions as they help us turn Rebel Football into a national program."

The previous largest single gift to UNLV Athletics was \$7.2 million from the Mendenhall Family toward the construction of the men's basketball training facility in 2012.

"The Fertitta Family has been a longtime supporter of UNLV and we are grateful for the incredible generosity they have demonstrated over the years, including today," said UNLV President **Len Jessup**. "Having state-of-the-art facilities for athletics, particularly for football, contributes to the overall success of our programs and helps position the university for future realignment to a Power 5 Conference. Elevating UNLV Athletics is a critical part of our vision to become one of the best, top-tier public universities in the country."



PRACTICE PALACE

One of college football's largest and most impressive areas of its kind, Bill "Wildcat Morris Rebel Park has been transformed into an athletics showcase over the past decade. In 2010, a state-of-the-art UBU synthetic surface was installed at a cost of \$700,000, replacing an artificial surface originally installed in 2002 thanks to a \$1 million gift from the family of Ernie Becker Sr. The new surface and lighting system followed other donations secured since 1999, such as dozens of palm trees to line the fields and a desert garden built behind a Rebel Red archway welcoming fans, all of which have turned the park into one of the most aesthetically pleasing sports training facilities in the nation.



UNLV FUTURE NON-CONFERENCE OPPONENTS

2018

- S. 1 at USC
- S. 22 at Arkansas State

2019

- A. 31 SOUTHERN UTAH
- S. 7 ARKANSAS STATE
- S. 14 at Northwestern
- O. 12 at Vanderbilt

2020

- S. 5 LA TECH
- S. 12 ARIZONA STATE
- S. 19 at Iowa State

2021

- S. 11 at Arizona State
- S. 18 IOWA STATE

www.unlvrebels.com

REBELATIONS...

The Rebels have two wins through their first four games for only the second time in the last eight years and first time since 2013 ... Against San Jose State last week, the 35 points scored in the first half tied for the most by UNLV vs. a Mountain West opponent. The Rebels also scored 35 before halftime vs. Wyoming in 2002 and at New Mexico in 2013 ... The 28-point win tied for the second-biggest victory by UNLV over any conference opponent. The Rebels also won by 28 over New Mexico in 2010 and San Diego State in 2001. The program record is a 35-point victory over the Lobos in 2010 ... Senior WR **Devonte Boyd** now owns the school record with 14 100-yard receiving games all by himself (passing **Ryan Wolfe's** 12 from 2006-09) and has hit the century mark in 10 of his last 19 appearances dating back to mid-2015 ... Boyd follows another record-setting **Devante (Davis)** in a long line of recent top ball-catchers at the school. Remarkably, five of the program's top six all-time leaders in receptions have played since the MW was formed in 1999 (Wolfe, Davis, **Casey Flair**, **Earvin Johnson** and **Phillip Payne**) ... In the season-opening loss to Howard, UNLV had as many lost fumbles (three) than it did all of last season but has not lost another one since that night ... UNLV's 305.5 yards rushing per game rank the team sixth in the nation this week. The Rebels' 241.5 rushing yards per game last season ranked 15th in the nation and was the highest average for the Rebels since 1979 ... UNLV's leading rusher from a year ago -- **Charles Williams** (school freshman single-season record 763 yards in 2016) suffered a season-ending injury in Week One vs. Howard (93 yards on just 12 carries before he left the game) and will instead apply for a medical redshirt season. That means junior **Lexington Thomas** is the unquestioned starter at tailback and has responded in a big way -- rushing for 571 yards and nine touchdowns on just 68 carries in four games. In fact, Thomas comes into Saturday ranked fourth in the nation with 142.8 yards per game ... Rebel PK/P **Evan Pantels**, who broke the school record for kicking points in a game with 16 in the season opener, has never missed a field goal attempt from under 40 yards (17-17) and is the UNLV career leader in field goal percentage at 80.0. He also has made all 56 of his extra points as a Rebel, which is the third-longest streak in program history. The former transfer also sports a punting average of 40.5 yards per attempt but left the Ohio State game with an injury. Freshman walk-on **Daniel Gutierrez** spelled Pantels on both fronts to finish the game in Columbus. Last week against SJSU, freshman **Riley Erickson** saw his redshirt lifted to handle the punting duties, kicking four for an average of 34.2 ... **Jericho Flowers** has a new number and a (sorta) new position this fall. The sophomore wore No. 32 in 2016 as redshirt freshman but moved from defense to wide receiver to help a position decimated by injuries. He finished with 10 catches for 147 yards and one TD to go with 48 yards and another score rushing. Flowers is back on defense this fall and now wearing No. 7 as he made his first career start as a cornerback in the opener and hauled in his first career interception to go with a team-leading 11 tackles vs. SJSU in Game Four ... UNLV ranks third in the MW and 34th in the nation in punt return average at 11.2 yards per attempt. This comes one year after the Rebels ranked dead last in the FBS with an average of -0.1 (yes, MINUS) per attempt ... UNLV has either led or trailed by a touchdown or less during the fourth quarter in 19 of 28 games



60+YARD PLAYS FROM SCRIMMAGE SINCE 2015

YDS	PLAYER(S)	OPPONENT	YEAR
94*	Armani Rogers pass to Devonte Boyd	at Idaho	2017
91#	Dalton Sneed (QB) rush	Fresno State	2016
85	Blake Decker pass to Aaron Criswell	Hawai'i	2015
85	Lexington Thomas rush	at Central Michigan	2016
76	Kurt Palandech (QB) rush	Wyoming	2016
75	Charles Williams rush	at San Jose State	2016
75	Blake Decker pass to Devonte Boyd	Hawai'i	2015
64	Kurt Palandech pass to Devonte Boyd	at San Jose State	2016
64	Blake Decker pass to Devonte Boyd	at Northern Illinois	2015
62	Lexington Thomas rush	at Idaho	2017
61	Blake Decker pass to Kendal Keys	Boise State	2015
60	Lexington Thomas rush	at Idaho	2017

*Longest pass in UNLV history #Longest rush in UNLV history

under head coach **Tony Sanchez** ... Also since 2015, UNLV has racked up the long plays (see chart), including the longest pass in school history (94 yards at Idaho) and longest rush (91 yards last year vs. Fresno State) ... UNLV added an important piece to its defense this summer when safety **Chauncey Scissum** (pictured) chose to transfer from Syracuse as a graduate student. Scissum started seven of the 30 games he played for the Orange and picked up his first career interception in the Rebels' Game Two win at Idaho and then grabbed another vs. SJSU in Game Four.

2017 SUPPLEMENTAL PLAYER BIOS

The following players have seen action this season but do not appear in the team's 2017 media guide.



RILEY ERICKSON #93
P/PK | 6-0 | 190 | FR-HS
Chandler, AZ
Desert Vista HS

UNLV: A kicker and punter who was expected to redshirt 2017 but instead took over the punting duties in Game Four vs. San Jose State ... Ranked a three-star recruit by ESPN.

com ... A top student who originally committed to Air Force and also had offers from schools such as Wyoming, Navy and Cornell ... Was honored for his academics by the National Football Foundation Chapter of the Sun Chapter. **HIGH SCHOOL:** A 2017 graduate of Desert Vista HS in the Phoenix area ... A three-year letterwinner for coach Dan Hinds ... Played at linebacker and long snapper in addition to kicking and punting for the Thunder ... Made 11 of 14 field goals as a senior, including a 50-yard kick. ... 41-yard punt average ... Of those 17 of 27 ended up inside the 20 (seven inside the 10) with a long of 64 ... Also was a catcher on the baseball team and forward on the soccer squad. **PERSONAL:** Riley Owen Erickson was born in Chandler ... The son of Troy and Mia Erickson ... Has one older sister, Alana Augilar.



JOCQUEZ KALILI #26
DB | 5-11 | 185 | JR-TR
Las Vegas, NV
Desert Oasis HS/Arizona/Mesa CC

UNLV: A walk-on defensive back who earned a spot on special teams for the Rebels this fall ... Name is pronounced "jah-KWEZ kuh-LILLY." **JUNIOR COLLEGE:** Spent two years at Mesa Community College in Arizona ... Thunderbirds finished 9-2 and were Valley of the Sun bowl champions in his sophomore season. **ARIZONA:** Walked on to the Pac-12 school as a RB in 2014 and redshirted season in Tucson. **HIGH SCHOOL:** A 2014 graduate of Desert Oasis HS in Las Vegas ... Played one season at RB, WR and DB for coach Scott Staudinger ... Graduated holding school record for most rushing yards in a season and game, most touchdowns in a season and game and most points scored in a season and game ... Named first team all-state by Nevada Preps after rushing for 1,633 yards and 23 touchdowns as a senior in 2013 ... Conference coaches named him Offensive MVP in the Southwest League ... Also ran track (100, 200, 4x100 and 4x200) for the Diamonbacks ... Played his freshman season in Texas. **PERSONAL:** Jocquez Kaloha Ikaika Kalili was born in New Orleans ... The son of Johnnie Green and Kuulei Kalili...Has five siblings.



BRANDON GAHAGAN #89
WR | 5-11 | 175 | FR-TR
Las Vegas, NV
Bishop Gorman HS/Oregon

UNLV: A transfer from the University of Oregon who walked on to the program and may see time on special teams this fall ... The Las Vegas product played for head coach Tony

Sanchez earlier in his career at when both were at Bishop Gorman High School ... Last name is pronounced "gah-HAY-gan." **OREGON:** Redshirted the 2016 season while with the Ducks of the Pac-12 Conference. **HIGH SCHOOL:** A 2016 graduate of Bishop Gorman HS ... A three-year letterwinner for the Gaels under coaches Tony and then Kenny Sanchez ... Lined up at WR, KR and PR for the three-time state champions and two-time national champions ... Finished with 32 receptions for 720 yards and seven touchdowns as a senior ... A four-year scholar-athlete honoree that earned honorable mention All-Sunset Division as a receiver ... Also twice lettered in track & field for BGHS. **PERSONAL:** Brandon Wade Gahagan was born in Dallas, TX ... The son of Billy and Kim Gahagan ... Has a younger sister, Courtney.



JAMEER OUTSEY #20
DL | 6-3 | 240 | JR-TR
Somerset, NJ
Franklin Township HS/Iowa/Mesa CC

UNLV: The final signee of the 2017 Rebel recruiting class in July ... The former Big Ten player made his first start vs. Howard at defensive end. **JUNIOR COLLEGE:** Spent the 2016 season at Mesa CC ... Thunderbirds finished 9-2 and were Valley of the Sun bowl champions in his sophomore season. **IOWA:** Signed the Hawkeyes out of high school ... Redshirted the 2014: Redshirted season. **2015:** Moved from linebacker to tight end and played in eight games, with one reception for eight yards ... Saw first action of career in 31-14 opening win over Illinois State ... One of two tight ends in starting lineup in 31-17 win at Iowa State ... Also played against Pitt, North Texas, Wisconsin, Illinois, Northwestern and in the Rose Bowl against Stanford. **HIGH SCHOOL:** A 2014 graduate of Franklin Township HS ... A three-year letterman for coach Lou Soloman ... Played DE, TE, WR and DT for the Warriors ... First team all-area as outside linebacker as a senior ... First team all-area as outside linebacker and tight end as a junior ... Third team all-conference as a sophomore ... Three-year starter as defensive end, linebacker and tight end ... Helped prep team reach first round of state playoffs as a sophomore and second round as a junior ... Recorded 51 tackles as a senior, with 13 tackles for loss, five sacks and an interception return for a touchdown ... Finished with 13 receptions for 193 yards and three touchdowns on offense ... Collected 44 tackles as a junior, with nine TFL and five sacks, to go with 223 yards on 15 receptions ... Served as a team captain as a senior ... Also competed for Warriors' basketball team. **PERSONAL:** Jameer Outsey was born in New Brunswick, NJ ... The son of Wendie Barnes and Elisha Outsey ... Has an older sister, Eboni Barnes.



DANIEL GUTIERREZ #32
PK/P | 5-10 | 200 | FR-HS
Los Angeles, CA
Granada Hills Charter School

UNLV: A walk-on kicker and punter who will also serve as the Rebels' kickoff man this fall. **HIGH SCHOOL:** A 2017

graduate of Granada Hills Charter HS ... A three-year letterwinner for the Highlanders under coach Walter Roby ... A two-time all-area and three-time all-city honoree ... Also played soccer. **PERSONAL:** Daniel Gutierrez was born in Van Nuys, CA ... The son of Carlos Gutierrez and Patricia Ramirez ... Has three brothers: Carlos, Anthony and Issac.

2017 UNLV FOOTBALL

Wide Receivers

#83 DEVONTE BOYD

WR | 6-1 | 185 | SR-3L | Henderson, NV | Basic

- Averaging 90.2 receiving yards per game, which is fourth in the Mountain West and 28th in the country
- Caught five balls for 105 yards in win vs. San Jose State (9/30/17), including a 53-yard strike from Armani Rogers
- The 53rd yard catch put him over 100 yards for the 14th time in his career, extending his record as UNLV's all-time leader in 100-yard performances
- Originally broke the record in the win vs. Idaho after tying previous leader Ryan Wolfe (2006-09) at 12 with 105 yards in the season-opener vs. Howard (9/2/17)
- Caught a 94-yard touchdown pass from Armani Rogers at
- Had 103 yards on two catches in win at Idaho (9/9/17), Idaho, which is longest pass and scoring play in UNLV history
- His 105 yards vs. San Jose State (9/30/17) brought his career total to 2,991. He needs 504 yards to catch all-time leader Ryan Wolfe (2006-09) at 3,495 yards
- Needs 5 catches to move into top five in UNLV history
- Has hit the century mark in 10 of his last 19 games dating back to 2015
- 2017 preseason All-MW First Team selection by Phil Steele and Athlon
- Entered season as No. 7 NFL prospect in the Mountain West
- Enters 2017 ranked third among all active players in college football with 2,630 receiving yards and fourth with 164 catches and 75.1 yards per game as a collegian
- The Biletnikoff Award candidate has caught at least one pass in all but one of 36 games in his career
- An arm injury in the triple overtime 69-66 win over Wyoming on Nov. 12, 2016 ended his junior campaign
- Despite injury, led the team with 45 receptions, 746 yards and four touchdowns
- Prior to the injury, was averaging 74.6 yards per game, which ranked sixth in the Mountain West and 51st in the country, while his 4.5 receptions per game ranked eighth in the MW and was tied for 95th in the nation
- Caught four passes for a career-high 135 yards and three touchdowns against JSU on Sept. 1, 2016 and did not play in the second half
- Finished sophomore season (2015) with 54 receptions for 904 yards and seven touchdowns
- Earned All-Mountain West Second Team honors for the second consecutive year in 2015
- One of four sophomores named to the 2015 official preseason watch list for the Biletnikoff Award
- Earned multiple honors following rookie campaign, including being named the Mountain West Freshman of the Year and became the third player in program history to earn a spot on the Football Writers Association of America Freshman All-America Team
- Finished freshman season with 980 receiving yards, which was the most in the country amongst all freshmen during the regular season
- Shattered the UNLV receiving record for most receptions and yards in a season by a freshman, finishing with 65 receptions for 980 yards (breaking Ryan Wolfe's record of 55 receptions for 911)
- Caught first career touchdown at San Diego State on Sept. 27, 2014, hauling in a 44-yard reception
- Became only the second freshman in school history (first was Ryan Wolfe) to have over 100 yards receiving in debut game

CAREER

RECEIVING

Year	GP-GS	REC	YDS	AVG	TD	LG
2017	4-4	14	361	25.7	2	94
2016	10-10	45	746	16.6	4	64
2015	12-12	54	904	16.7	7	75
2014	13-11	65	980	15.1	4	56
TOTAL	39-37	178	2991	16.8	17	94

GAME HIGHS

Receptions	11, vs. New Mexico (Nov. 1, 2014)
Yards	136, at San Jose State (Oct. 29, 2016)
Long	94, at Idaho (Sept. 9, 2017)
Touchdowns	3, vs. Jackson State (Sept. 1, 2016)

BOYD'S CAREER 100-YARD GAMES

OPP	DATE	REC	YDS	TD	LG
San Jose State	9/30/17	5	105	0	53
Idaho	9/9/17	2	103	2	94
Howard	9/2/17	4	105	1	46
Wyoming	11/12/16	10	127	0	21
San Jose State	10/29/16	6	136	0	64
Jackson State	9/1/16	4	135	3	56
Wyoming	11/28/15	6	122	1	38
Colorado State	11/14/15	8	131	0	34
Hawai'i	11/7/15	6	120	1	75
Boise State	10/31/15	10	116	0	30
Northern Illinois	9/5/15	5	107	1	64
New Mexico	11/1/14	11	108	0	21
Utah State	10/25/14	6	128	1	43
Arizona	8/29/14	6	102	0	52

80 BRANDON PRESLEY

WR | 6-0 | 180 | SO-1L | Temecula, CA | Great Oak

- Caught first touchdown since 2015 against San Jose State (9/30/17) on a career-long 44-yard catch and run
- Had a career-high 52 yards on two catches for the game
- Suffered a season ending injury in the 2016 season opener against Jackson State on Sept. 1, 2016, also his first career start
- Appeared in 11 games as a true freshman in 2015 and finished with three receptions for 28 yards

CAREER

RECEIVING

Year	GP-GS	REC	YDS	AVG	TD	LG
2017	4-4	6	103	17.1	1	44
2016	1-1	1	14	14.0	0	14
2015	11-0	3	28	9.8	1	13
TOTAL	15-4	10	145	14.5	2	44

GAME HIGHS

Receptions	2, 2x, last vs. San Jose State (Sept. 30, 2017)
Yards	52, vs. San Jose State (Sept. 30, 2017)
Long	44, vs. San Jose State (Sept. 30, 2017)
Touchdowns	1, vs. San Jose State (Sept. 30, 2017)

#10 DARREN WOODS JR.

WR | 6-0 | 220 | SO-1L | Missouri City, TX | Elkins

- Team's main kick returner through the first four games with nine returns for 136 yards (15.1 yards per return)
- Caught two passes for 17 yards in the 2017 season-opener vs. Howard (9/2/17)
- Suffered season-ending injury against Fresno State on Oct. 1, 2016
- Before the injury, was averaging 27.2 yards per kickoff return, which ranked third in the Mountain West and 24th in the country at the time

CAREER

RECEIVING

Year	GP-GS	REC	YDS	AVG	TD	LG
2017	4-1	5	24	4.8	0	10
2016	5-5	13	189	14.5	1	35
TOTAL	9-6	18	213	11.8	1	35

GAME HIGHS

Receptions	4, vs. Idaho (Sept. 24, 2016)
Yards	66, vs. Idaho (Sept. 24, 2016)
Long	35, vs. Jackson State (Sept. 1, 2016)
Touchdowns	1, at Central Michigan (Sept. 17, 2016)

#2 MEKHI STEVENSON

WR | 6-0 | 180 | SO-1L | Lemon Grove, CA | Helix

- Injured during practice prior to week one and has not played in a game yet
- Played in all 12 games in 2016 with eight starts

CAREER

RECEIVING

Year	GP-GS	REC	YDS	AVG	TD	LG
2016	12-8	14	171	12.2	2	51
TOTAL	12-8	14	171	12.2	2	51

GAME HIGHS

Receptions	5, at Central Michigan (Sept. 17, 2016)
Yards	51, vs. Colorado State (Oct. 22, 2016)
Long	51, vs. Colorado State (Oct. 22, 2016)
Touchdowns	1, twice, last vs. Colorado State (Oct. 22, 2016)

#84 KENDAL KEYS

WR | 6-4 | 205 | JR-2L | San Diego, CA | Helix

- Caught three passes for 20 yards in the opening minutes at Ohio State (9/23/17) before leaving the game with an injury
- Caught a team-high five passes in the win at Idaho (9/9/17) after returning to full speed from an injury suffered early in camp
- Those five catches at Idaho went for 49 yards, with a long of 16
- Missed all of 2016 after suffering a knee injury during camp

CAREER

RECEIVING

Year	GP-GS	REC	YDS	AVG	TD	LG
2017	4-1	9	81	9.0	0	16
2015	12-12	43	515	12.0	6	61
2014	13-6	24	310	12.9	2	41
TOTAL	29-19	76	906	11.9	8	61

GAME HIGHS

Receptions	8, vs. San Diego State (Nov. 21, 2015)
Yards	87, at Colorado State (Nov. 14, 2015)
Long	49, vs. San Jose State (Oct. 10, 2015)
Touchdowns	3, at Colorado State (Nov. 14, 2015)

Tight End

#9 TREVOR KANTEMAN

TE | 6-4 | 240 | SR-1L | Simi Valley, CA | Illinois/LA Pierce College

- Emerged as No. 1 Tight End coming out of camp
- Caught first career touchdown against San Jose State (9/30/17) on a 1-yard pass from Armani Rogers
- Finished 2016 with five receptions for 65 yards, appearing in all 12 games with five starts
- Made first career start at Hawai'i on Oct. 15, 2016
- Made first career reception against Idaho on Sept. 24, 2016

CAREER

RECEIVING

Year	GP-GS	REC	YDS	AVG	TD	LG
2017	4-2	3	16	5.3	1	9
2016	12-5	5	65	13.0	0	26
TOTAL	16-7	8	81	10.1	1	26

GAME HIGHS

Receptions	1, 6x, last vs. San Jose State (Sept. 30, 2017)
Yards	15, vs. Idaho (Sept. 24, 2016)
Long	15, vs. Idaho (Sept. 24, 2016)
Touchdowns	1, vs. San Jose State (Sept. 30, 2017)

Offensive Line

#76 KYLE SAXELID

OL | 6-7 | 290 | SR-3L | Elk Grove, CA | Cosumnes Oaks

- The three-year starter is the most experienced offensive lineman in 2017 with 33 career starts under his belt, including all 27 games the past two-plus seasons
- Named preseason Fourth Team All-MW by Athlon for the second straight year
- Started every game in 2016 at left tackle, helping the UNLV rushing attack to 241.5 yards per game, which ranked 16th in the nation

CAREER GAMES PLAYED

Year	GP-GS
2017	4-4
2016	12-12
2015	12-12
2014	12-5
TOTAL	40-33

2017 UNLV FOOTBALL

#5 BRIAN KEYES

LB | 6-1 | 250 | SR-1L | Phoenix, AZ | Arizona/Scottsdale CC

- Had a career-high eight tackles in the opener vs. Howard (9/2/17)
- Is tied for fifth on the team with 21 tackles in 2017
- Finished with 10 tackles in 2016 after appearing in all 12 games

CAREER DEFENSIVE

Year	GP-GS	UT	AT	TT	TFL	SACK	PBU	INT
2017	4-3	10	11	21	1.0-1	0-0	0	0
2016	12-0	6	4	10	0.0-0	0-0	0	0-0
TOTAL	16-3	16	15	31	1.0-1	0-0	0	0-0

GAME HIGHS

Tackles 8, vs. Howard (Sept. 2, 2017)
Tackle for Loss 1.0, vs. Howard (Sept. 2, 2017)

#16 JAVIN WHITE

LB | 6-2 | 195 | SO-1L | Oakland, CA | McClymonds

- Has earned a spot as a key reserve in the linebacker crew in 2017
- Made first career-interception at Ohio State (9/23/17) and returned it 65 yards for first-career touchdown, UNLV's first defensive score of the season
- Also had a forced fumble at Ohio State
- Had a tackle-for-loss in the season-opener vs. Howard (9/2/17)
- Played in eight games as a true freshman in 2016, primarily on special teams, and totaled six tackles

CAREER DEFENSIVE

Year	GP-GS	UT	AT	TT	TFL	SACK	PBU	INT
2017	4-0	6	2	8	1.0-1	0-0	0	1-65
2016	8-0	3	3	6	0.0-0	0-0	0	0-0
TOTAL	12-0	9	5	14	1.0-1	0-0	0	1-65

GAME HIGHS

Tackles 3, vs. Howard (Sept. 2, 2017)
Tackle for Loss 1.0, vs. Howard (Sept. 2, 2017)
Interceptions 1, at Ohio State (Sept. 23, 2017)

Defensive Backs

#7 JERICHO FLOWERS

DB | 5-10 | 175 | SO-1L | Los Angeles, CA | Hamilton

- Career-high 11 tackles in win vs. San Jose State (9/30/17), also made first career interception in the game in the end zone
- Recovered a fumble forced by Javin White at Ohio State (9/23/17)
- Started at corner in the season opener vs. Howard (9/2/17), registering a career-high six tackles and a game-high two tackles for loss
- Has also served as the primary punt returner in 2017, averaging 9.2 yards per return, which ranks third in the conference and 29th in the country
- Switched back to defensive back after playing receiver in 2016
- Returned nine kicks for 177 yards in 2016
- In emergency duty on offense, caught 10 passes for 147 yards and one touchdown a year ago
- Former high school teammate of QB Armani Rogers

CAREER DEFENSIVE

Year	GP-GS	UT	AT	TT	TFL	SACK	PBU	INT
2017	4-2	10	12	22	2.0-4	0-0	0	1-0
TOTAL	4-2	10	12	22	2.0-4	0-0	0	1-0

RECEIVING

Year	GP-GS	REC	YDS	AVG	TD	LG
2016	9-2	10	147	14.7	1	35
TOTAL	9-2	10	147	14.7	1	35

GAME HIGHS

Tackles 11, vs. San Jose State (Sept. 30, 2017)
Tackle for Loss 2.0, vs. Howard (Sept. 2, 2017)
Interception 1, vs. San Jose State (Sept. 30, 2017)

#13 TIM HOUGH

DB | 5-11 | 185 | JR-2L | Las Vegas, NV | Desert Pines

- Had a season-high five tackles in the season-opener vs. Howard (9/2/17)
- Recorded first career fumble recovery at Ohio State (9/23/17)
- Totaled 28 tackles, including one tackle-for-loss in 2016
- The most experienced returning corner, having started 14 games over the last two seasons, playing in 24 games total
- Led the squad, ranked fifth in the MW and 35th in the nation with four interceptions (returned for 58 yards) as a freshman in 2015. The four interceptions tied the UNLV freshman record

CAREER DEFENSIVE

Year	GP-GS	UT	AT	TT	TFL	SACK	PBU	INT
2017	4-3	8	4	12	0.0-0	0-0	3	0
2016	12-5	21	7	28	1.0-5	0-0	1	0
2015	12-9	25	7	32	1.0-2	0-0	4	4-58
TOTAL	28-16	54	18	72	2.0-7	0-0	8	4-58

GAME HIGHS

Tackles 7, vs. Boise State (Oct. 31, 2015)
Tackle for Loss 1.0, twice, last at Central Michigan (Sept. 17, 2016)
Pass Break-Ups 2, vs. Boise State (Oct. 31, 2015)
Interceptions 2, vs. Idaho State (Sept. 26, 2015)

#33 DALTON BAKER

DB | 5-11 | 185 | JR-2L | Las Vegas, NV | Bishop Gorman

- Tied for third on the team with 22 tackles
- Had a career-high seven tackles at Ohio State 9/23/17), which tied for second-most in the game
- Recorded six tackles in the opener vs. Howard (9/2/17), also his first career start
- Won the starting free safety spot during camp
- Finished 2016 with 25 tackles and three pass breakups
- Former walk-on who was awarded a scholarship during the 2016 preseason camp

CAREER DEFENSIVE

Year	GP-GS	UT	AT	TT	TFL	SACK	PBU	INT
2017	4-4	14	8	22	0.0-0	0-0	0	0
2016	12-0	17	8	25	0.0-0	0-0	3	0
2015	11-0	5	0	5	0.0-0	0-0	0	0
TOTAL	26-3	36	16	52	0.0-0	0-0	3	0

GAME HIGHS

Tackles 7, at Ohio State (Sept. 23, 2017)
Pass Break-Ups 1, 3x, last vs. Colorado St. (Oct. 22, 2016)

#21 CHAUNCEY SCISSUM

DB | 6-2 | 210 | SR-TR | Henrietta, NY | Syracuse

- Had career-high eight tackles in win vs. San Jose State (9/30/17), also tied for second-most in the game, including his second interception of 2017, which leads the team
- His two interceptions are tied for third in the Mountain West and tied for 27th in the country
- Had seven tackles at Ohio State (9/23/17), tied for second-most in the game, to go along with a forced fumble
- 21 tackles is fifth-most on the team in 2017
- In win at Idaho (9/9/17), recorded first career interception in the third quarter and returned it inside the five yard line, setting up a Lexington Thomas touchdown
- Starting strong safety in season opener vs. Howard, recording two tackles in his UNLV debut
- Joined the Rebels as a graduate transfer this summer from Syracuse
- Played in 30 games with seven starts in three seasons at safety at the ACC school, recording 48 career tackles (30 solo) and one pass breakup

CAREER DEFENSIVE

Year	GP-GS	UT	AT	TT	TFL	SACK	PBU	INT
2017	4-4	13	8	21	0.0-0	0-0	0	2-29
TOTAL	4-4	13	8	21	0.0-0	0-0	0	2-29

GAME HIGHS

Tackles 7, at Ohio State (Sept. 23, 2017)
Forced Fumble 1, at Ohio State (Sept. 23, 2017)
Interceptions 1, 2x, last vs. San Jose State (Sept. 30, 2017)

CAREER (Syracuse) DEFENSIVE

Year	GP	UT	AT	TT	TFL	SACK	PBU	INT
2016	12	6	0	1	0.0	0-0	0	0
2015	12	27	16	43	0.5	0-0	1	0
2014	6	2	0	2	0.0	0-0	0	0
TOTAL	30	30	18	48	0.5	0-0	1	0

#24 ROBERT JACKSON

DB | 6-2 | 205 | SR-1L | Fort Myers, FL | College of the Sequoias

- Made his second career start at Idaho (9/9/17) and had a career-high six tackles, the third-most by a Rebel in the game
- Appeared in 10 games a year ago in a reserve role, finishing with 11 tackles, 1.5 tackles for loss and two pass breakups
- 2016 was first season as a Rebel after transferring from Junior College

CAREER DEFENSIVE

Year	GP-GS	UT	AT	TT	TFL	SACK	PBU	INT
2017	4-2	7	5	12	0.0-0	0-0	2	0
2016	10-1	6	5	11	1.5-6	0.5-4	2	0
TOTAL	14-2	13	10	23	1.5-6	0.5-4	4	0

GAME HIGHS

Tackles 6, at Idaho (Sept. 9, 2017)
Tackle for Loss 1.0, vs. Colorado State (Oct. 22, 2016)
Pass Break-Ups 1, 2x, last at San Jose State (Oct. 29, 2016)
Sacks 0.5, at San Diego State (Oct. 8, 2016)

Specialists

#30 EVAN PANTELS

K/P | 5-10 | 190 | JR-1L | Suwanee, GA | Georgia Military

- Currently third in the Mountain West and tied for 18th in the nation with 1.75 field goals made per game
- Is fifth in the MW and 54th in the country with 8.8 ppg
- Relinquished punting duties to freshman Riley Erickson against San Jose State (9/30/17) after being injured at Ohio State, but did kick extra points
- In win at Idaho (9/9/17), made three field goals en route to scoring 14 points overall just one week after setting the school record against Howard
- In the season opener against Howard (9/2/17), was 4-of-6 on field goals for the night - both career highs - and broke the school record for kicking points in a game with 16
- His four made field goals also tied the school's single-game record previously done six times
- Has never missed a field goal attempt under 40 yards and has made all 51 of his extra points as a Rebel.
- Also recorded a career-long punt in the opener vs. Howard with a 69-yarder and is averaging 41.7 yards per punt in 2017
- Coming off a record-setting 2016, his first year at UNLV, when he made 55 of 56 of kicking attempts on the year
- Coming off a record-setting 2016, his first year at UNLV, when he made 55 of 56 of kicking attempts on the year
- Led team in scoring with 81 points and broke school record for highest field-goal percentage in a season by nailing 13-of-14 attempts, which was fourth in the nation and bested Jim Cook's Rebel record of 88.2 set in 1987
- Posted the sixth perfect extra-point campaign in UNLV history while his 42 PATs were the most by an Rebel without missing in one season
- Also shined as a punter a year ago, ranking 49th in the nation with an average of 41.7 yards per attempt, including eight punts of 50-yards or more

CAREER KICKING

Year	GP	FGM	FGA	FG PCT.	LG	PTS
2017	4	7	11	.636	44	35
2016	12	13	14	.929	47	81
TOTAL	15	20	25	.800	47	113

PUNTING

Year	GP	NO.	AVG.	LONG	I20	TB	50+
2017	4	6	40.5	69	1	0	1
2016	12	64	41.7	66	12	2	8
TOTAL	15	70	41.6	69	13	2	9

GAME HIGHS

Longest FG Attempted 48, vs. Howard (Sept. 2, 2017)
Field Goals Attempted 6, vs. Howard, Sept. 2, 2017
Longest FG Made 47, vs. Nevada, Reno (Nov. 26, 2016)
Field Goals Made 4, vs. Howard (Sept. 2, 2017)
Longest Punt 69, Howard (Sept. 2, 2017)
Most Punts 9, at Central Michigan (Sept. 17, 2016)
Highest Average 44.5, vs. Fresno State (Oct. 1, 2016)

2017 UNLV FOOTBALL



GAME 1

Sam Boyd Stadium • Las Vegas
Sept. 2, 2017 • Att. 15,667



REBELS DROP SEASON OPENER

LAS VEGAS (UNLVRebels.com) - UNLV was stunned in its season opener at the hands of Howard University, 43-40, in a game at Sam Boyd Stadium that featured multiple twists and turns and four lead changes Saturday night to open the 50th season of Rebel Football.

UNLV won nearly all statistical categories but two costly

HOWARD	7	14	7	15	--	43
UNLV	6	13	14	7	--	40

FIRST QUARTER

HOW - Newton 52-yard run 13:26 (Lebofsky kick)
UNLV - Pantels 44-yard field goal 11:23
UNLV - Pantels 28-yard field goal 5:36

SECOND QUARTER

HOW - Anthony 1-yard pass from Newton 12:56 (Lebofsky kick)
UNLV - Pantels 26-yard field goal 9:14
HOW - Rollins 75-yard fumble recovery 5:56 (Lebofsky kick)
UNLV - Thomas 1-yard run 1:27 (Pantels kick)
UNLV - Pantels 30-yard field goal 0:00

THIRD QUARTER

UNLV - Boyd 25 yard pass from Rogers 12:20 (Pantels kick)
UNLV - Williams 1-yard run 6:45 (Pantels kick)

HOW - Philyaw 1-yard run 1:17 (Lebofsky kick)

FOURTH QUARTER

HOW - Philyaw 1-yard run 14:09 (Lebofsky kick)
UNLV - Thomas 3-yard run 10:12 (Pantels kick)
HOW - Newton 4-yard run 7:34 (Lebofsky kick)

	HOW	UNLV
First Downs	21	25
Rushes-Yards	61-309	46-344
Passing Yards	140	220
Passes C-A-I	15-26-1	11-21-0
Total Offense (Plays-Yds)	87-449	67-546
Fumble Returns-Yards	0-0	1-75
Punt Returns-Yards	0-0	2-18
Kickoff Returns-Yards	5-85	5-53
Interception-Yards	0-0	1-1
Punts (Number-Avg)	6-31.3	2-39.5
Fumbles-Lost	0-0	3-3
Penalties-Yards	10-96	13-90
Possession Time	32:30	27:30
Sacks-Yards	0-0	0-0

RUSHING: Howard-Newton 21-190; Philyaw 20-71; Wortham 14-31; Scott 1-9; Ezzard 1-2; Collins 1-2. UNLV-Thomas 21-151; Williams 12-93; Rogers 9-82; Campbell 4-18.

PASSING: Howard-Newton 15-26-1-140. UNLV-Rogers 11-19-0-220.

RECEIVING: Howard-Collins 5-39; Anthony 4-30; Philyaw 3-62; Lemonier 2-4; Wortham 1-5. UNLV-Boyd 4-105; Thomas 2-48; Presley 2-16; Tejchman 1-34.

INTERCEPTIONS: Howard-None. UNLV-McCoy 1-(-1)

FUMBLES: Howard-None UNLV-Williams 1-75; Tejchman 1-0; Hollandsworth 1-0.

SACKS: Howard-None. UNLV-None.

TACKLES: Howard-Lassiter 11; Freeland 9; Allison 6; Rollins 6; Johnson 6. 5. UNLV-Laolagi 13; Keyes 8; McCoy 7; Flowers 6; Baker 6.

turnovers and too many penalties (13 for 90 yards) allowed the upstart Bison to win the first meeting between the programs. **Caylin Newton**, the younger brother of NFL star Cameron Newton, rushed for 190 net yards and two touchdowns to lead the way for the visitors from the MEAC. The Rebels, who don't play at home again until Sept. 30 vs. San Jose State, must now regroup quickly with two road games sandwiched around their bye week laying ahead.

THE TURNING POINT: UNLV was driving for the potential go-ahead score in the second quarter when, on first down at the Howard 19, the Rebels fumbled the ball and Bison big man **Devin Rollins** picked it up and ran for a 75-yard touchdown the other way to give his team a 21-9 lead.

STAT OF THE GAME: Howard converted two UNLV fumbles into 15 total points.

REBEL OF THE GAME: Junior running back **Lexington Thomas** came off the bench to rush for 151 yards and two touchdowns in addition to adding another 48 yards on two receptions.

REBEL NOTES

- UNLV faced Howard University for the first time in football and the Bison rallied past the Rebels in a 43-40 stunner.
- UNLV redshirt **Armani Rogers** became the 11th different starting quarterback in the last 14 years.
- Rogers became just the fourth freshman (all redshirts) to start at quarterback during a season-opening game in school history, joining Nick Sherry (2012), Travis Dixon (2007) and Jon Denton (1996). Dixon was the only one of the foursome to win his debut.
- Rogers completed 11 of 19 attempts for 220 yards and one touchdown through the air while rushing for 82 net yards on just nine carries in his first collegiate action. He did not have a turnover and was not sacked.
- Senior **Devonte Boyd** finished with 105 yards on just four receptions, marking the 12th career 100-yard receiving game of his career and tying him with UNLV all-time leader Ryan Wolfe, who had 12 between 2006-09.
- Junior **Lexington Thomas** ran for 151 yards on 21 carries, marking the eighth career 100-yard rushing game of his career and tying him with two others for ninth place on the school's all-time list. Lex also added 48 receiving yards on two catches.
- Junior punter-placekicker **Evan Pantels** had an unusually up and down game. He made four field goals but also missed two attempts. He banged a career-long 69-yard punt but also had a 10-yard punt against a stunningly stiff wind.
- Junior linebacker **Bailey Laolagi** led all tacklers with 13 total.
- Senior quarterback **Kurt Palandech** was honored before kickoff as the 2017 winner of the Wiesner Award, which is voted on by the senior class and coaches. The Wiesner, which is designated by special stitching on the front chest of the jersey, goes to the player who best exemplifies the courage, enthusiasm, dedication and toughness of the late Mr. Wiesner.



GAME 2

Kibbie Dome • Moscow, Idaho
Sept. 9, 2017 • Att. 10,156



RECORDS FALL IN WIN OVER IDAHO

MOSCOW, Idaho (UNLVRebels.com) - The UNLV (1-1) football team won its first road game against a non-conference opponent in nine years while earning its first victory of the season in sprinting past Idaho (1-1) 44-16 Saturday inside the Kibbie Dome.

Junior tailback **Lexington Thomas**, who started in

place of injured **Charles Williams**, was electric while rushing for a career-high 190 yards and three touchdowns on just 17 carries. UNLV's defense bounced back in a big way from last week's loss, holding the Vandals to just three scores in their home building. Linebacker **Bailey Laolagi** led the unit with 13 total tackles while **Gabe McCoy** added 10 takedowns.

THE TURNING POINT: UNLV led 10-3 after a hard-fought first half but took the opening kickoff right down field for a critical touchdown thanks to a 60-yard spurt by Lexington Thomas. That keyed a 17-point outburst by the visitors in the first seven minutes after the break.

PLAY OF THE GAME: Freshman quarterback **Armani Rogers** hit senior receiver **Devonte Boyd** in stride and the duo came away with the longest offensive play in UNLV history in the fourth quarter. The 94-yard pass beat the school's passing record by a full seven yards and gave Boyd his second 100-yard game of the year and a school-record 13th during his career.

STAT OF THE GAME: Junior Lexington Thomas posted the ninth career 100-yard rushing game in just his 10th career start. Lex moved into a tie for sixth place on the UNLV all-time list of century mark games

REBEL OF THE GAME: Who else? Junior running back Lexington Thomas rolled for a career-high 190 yards that included second-half scoring runs of 60- and then 62-yards in the third quarter.

REBEL NOTES

- UNLV traveled to play Idaho for only the third time in history (1977, 2010).
- The Rebels won a game in the state of Idaho for the first time since downing the Vandals in 1977.
- UNLV avenged last year's 33-30 overtime loss at home to the Vandals and evened the all-time series between the schools at 4-4.
- **Lexington Thomas** now has four touchdowns runs 55 yards or longer in the last 12 games dating back to last year.
- Syracuse transfer **Chauncey Scissum** hauled in his first interception as a Rebel.
- The previous longest passing play in UNLV history was vs. NAU in 1977 when **Carlton Kelly** hit **Henry Vereen** for an 87-yarder. The previous longest offensive play from scrimmage was set just last year when quarterback **Dalton Sneed** ran for a 91-yard touchdown vs. Fresno State.
- Prior to Saturday, UNLV's most recent road win over a non-conference opponent was at No. 13 Arizona State in 2008.
- **Devonte Boyd's** big play not only pushed him over 100 yards for the day but also moved him into second place on UNLV's career receiving yards list with 2,838. He needs 657 yards to catch all-time leader **Ryan Wolfe** (2006-09).
- Junior kicker **Evan Pantels** made three field goals en route to scoring 14 points overall just one week after setting the school record with 16 against Howard.

UNLV	7	3	24	10	--	44
IDAHO	0	3	7	6	--	16

FIRST QUARTER

UNLV - Rogers 1-yard run 6:59 (Pantels kick)

SECOND QUARTER

UNLV - Pantels 40-yard field goal 9:32
UI - Coffey 40-yard fumble recovery 3:37

THIRD QUARTER

UNLV - Thomas 60-yard run 13:56 (Pantels kick)
UNLV - Thomas 1-yard run 12:17 (Pantels kick)
UNLV - Pantels 22-yard field goal 7:51
UI - Linehan 1-yard run 3:51 (Coffey kick)

UNLV - Thomas 62-yard run 1:36 (Pantels kick)

FOURTH QUARTER

UI - Mwehla 4-yard pass from Linehan 14:51 (Coffey kick)
UNLV - Boyd 94-yard pass from Rogers 13:53 (Pantels kick)
UNLV - Pantels 27-yard field goal 2:16

	UNLV	IDAHO
First Downs	22	18
Rushes-Yards	50-357	36-123
Passing Yards	193	261
Passes C-A-I	10-16-1	22-34-1
Total Offense (Plays-Yds)	66-550	70-384
Fumble Returns-Yards	0-0	0-0
Punt Returns-Yards	2-19	0-0
Kickoff Returns-Yards	3-48	5-82
Interception-Yards	1-23	1-10
Punts (Number-Avg)	1-46	3-49.0
Fumbles-Lost	2-0	0-0
Penalties-Yards	5-47	4-40
Possession Time	31:35	28:25
Sacks-Yards	1-10	1-6

RUSHING: UNLV-Thomas 17-190; Rogers 16-86; Campbell 17-81; IDAHO-Duckworth 18-80; Saunders 9-27; Linehan 7-10; Thigpen 2-6.

PASSING: UNLV-Rogers 10-16-1-193. IDAHO-Linehan 22-34-1-261.

RECEIVING: UNLV-Keys 5-49; Boyd 2-103; Presley 3-35; Kanteman 1-6. IDAHO-Sannon 11-109; Mwehla 3-20; Ungerer 2-23; Garner 2-14; Boston 2-6; Wysocki 1-53; Duckworth 1-36.

INTERCEPTIONS: UNLV-Scissum 1-23. IDAHO-Hall 1-10.

FUMBLES: UNLV-None IDAHO-None.

SACKS: UNLV-Fao 1-10. IDAHO- Lashley 1-6; Coleman 1-1.

TACKLES: UNLV-Laolagi 13; McCoy 10; Jackson 6; Scissum 4; Baker 4; Francis 4; Outsey 4; Keyes 4. IDAHO-Hall 13; Lashley 6; Coleman 6; Thomas 6; Hazewood 6.

2017 UNLV FOOTBALL



UNLV

#10/9 OHIO STATE



21
54

GAME 3

Ohio Stadium • Columbus, Ohio
Sept. 23, 2017 • Att. 106,187



REBELS DOWNED BY NO. 10/9 OHIO STATE

COLUMBUS, Ohio (UNLVRebels.com) - The UNLV (1-2) football team made its first trip to Ohio State (3-1) and was handed a 54-21 loss by the No. 10/9 Buckeyes Saturday.

Playing in unseasonably hot and humid weather at historic Ohio Stadium, the Rebels made only their third trip to the Buckeye State and first since playing at Toledo in 2002. The crowd of 106,187 was the

fourth-largest in UNLV history.

OSU, which had six touchdown passes caught by six different players in the first half alone, built a 30-0 lead just two minutes into the second quarter thanks in part to converting two fourth-and-goal situations into scores through the air. The Rebels, who won the turnover battle 3-2, scored on two rushing touchdowns and a pick six. UNLV outscored the Buckeyes 14-10 after intermission.

PLAY OF THE GAME: Sophomore defender **Javin White** jumped in front of an OSU pass attempt in the fourth quarter and returned it 65 yards for UNLV's first defensive touchdown of the season.

STAT OF THE GAME: After only allowing 11 sacks in the previous 14 games, UNLV allowed three in the first half alone (and four on the day) against the powerhouse Buckeye defensive front.

REBEL OF THE GAME: UNLV's offensive scoring came courtesy of junior RB **Lexington Thomas**, who twice found the end zone. He got his team on the board with a two-yard rushing score in the second quarter and then sprinted for a 55-yarder in the third. It marked the junior's sixth and seventh rushing touchdowns of the season and the 17th and 18th of his career, which put him into a tie for seventh in school history.

REBEL NOTES

- Rebel receiver **Kendal Keys** caught three passes for 20 yard in the opening minutes of the game but was then knocked out of action with an injury.
- UNLV senior **Devonte Boyd's** three receptions moved him past Phillip Payne (171 from 2008-11) into sixth place on the school's career list with 173. Earvin Johnson sits at No. 5 on the list with 183 grabs from 2001-04.
- UNLV's defense forced three OSU turnovers, including the first two fumble recoveries of the season. **Chauncey Scissum** knocked the ball loose and **Mark Finau** recovered in the shadow of the Rebel goal line and then Javin White forced a Buckeye runner to cough it up on the one-yard line and **Jericho Flowers** recovered.
- The Buckeyes were the fifth team to play UNLV when they were members of the Big Ten Conference at the time of the game.
- UNLV fell to 1-9 all-time vs. top-10 teams.



UNLV

SAN JOSÉ ST.



41
13

GAME 4

Sam Boyd Stadium • Las Vegas
Sept. 30, 2017 • Att. 15,009



Football Rolls In MW Opener

LAS VEGAS (UNLVRebels.com) - Playing at home for the first time in 28 days, the UNLV (2-2) football team evened its overall record by defeating San Jose State for the first time since 1994, 41-13, Saturday night at Sam Boyd Stadium.

The Rebels, who had lost seven straight games to the Spartans through three different conference memberships, opened league play with a win for the third straight year since **Tony Sanchez** took over the program.

Freshman quarterback **Armani Rogers** ran for two touchdowns and threw for two more to lead the offensive attack, which scored five first-half touchdowns. Junior **Lexington Thomas** posted his 10th career 100-yard rushing game with 146 yards and two scores while senior **Devonte Boyd** added to his school record with his 14th 100-yard receiving game, finishing with 105 yards on five grabs.

UNLV's defense forced three turnovers and cornerback **Jericho Flowers** led the squad with 11 total tackles to go with his first career interception.

PLAY OF THE GAME: In the second quarter, **Lexington Thomas** made a sensational juke move to spring himself free for a 56-yard touchdown sprint and give his team a 21-6 lead. For "Lightning" it marked the third consecutive game with at least one 55-yard rushing touchdown.

STAT OF THE GAME: Senior quarterback **Johnny Stanton** saw his first action of the season -- on special teams -- and on just his second play of his collegiate career as a member of a punt return team, the former Nebraska signal-caller blocked a SJSU punt and set his team up for a short touchdown drive.

REBEL OF THE GAME: Freshman quarterback **Armani Rogers** not only rushed for his team's first two touchdowns in the first quarter but he completed all seven pass attempts in the first half en route to an efficient night of 11-16 passing for 203 yards and two scores through the air. He also posted 71 net rushing yards.

REBEL NOTES

- The 35 points scored in the first half tied for the most by UNLV vs. a Mountain West opponent. The Rebels also scored 35 before halftime vs. Wyoming in 2002 and at New Mexico in 2013
- UNLV safety **Chauncey Scissum**, who transferred to UNLV as a graduate student this summer, had his team-leading second interception of the season to thwart the Spartans' opening drive of the third quarter
- The 28-point win tied for the second-biggest victory by UNLV over any conference opponent. The Rebels also won by 28 over New Mexico in 2010 and San Diego State in 2001. The program record is a 35-point victory over the Lobos in 2010
- UNLV's previous largest win over SJSU came in 1984 when it won by 15 (30-15)
- UNLV sophomore receiver **Brandon Presley** scored his first touchdown since 2015 when he took a short pass down the sidelines for a 44-yarder into the end zone. Presley received a medical redshirt in 2016 after suffering an injury in the season opener
- UNLV improved to 13-23 all-time in conference openers and 6-13 in the MW
- The Rebels notched a second win through four games for only the second time in the last eight years and first time since 2013
- **Lexington Thomas** rushed for his eighth and ninth touchdowns of the season and 19th and 20th of his career, which ties him with quarterback Glenn Carano (1973-76) and running back Michael Morton (1978-81), who both ran for 20 in the Scarlet & Gray.

SJSU	3	10	0	0	13
UNLV	14	21	6	0	41

FIRST QUARTER

- UNLV - Rogers 7-yard run 11:28 (Pantels kick)
- SJSU - Crawford 28-yard field goal 9:16
- UNLV - Rogers 7-yard run 3:50 (Pantels kick)

SECOND QUARTER

- SJSU - Crawford 28-yard field goal 9:16
- UNLV - Thomas 56-yard run 8:53 (Pantels kick)
- UNLV - Presley 44-yard catch from Rogers 3:36 (Gutierrez kick)
- SJSU - Blackwell 11-yard pass from Love 0:09 (Crawford kick)

THIRD QUARTER

- UNLV - Kanteman 1-yard pass 3:29

	SJSU	UNLV
First Downs	30	25
Rushes-Yards	33-147	52-345
Passing Yards	315	203
Passes C-A-I	30-49-2	11-16-0
Total Offense (Plays-Yds)	82-462	68-548
Fumble Returns-Yards	0-0	1-1
Punt Returns-Yards	1-2	1-19
Kickoff Returns-Yards	6-123	0-0
Interception-Yards	0-0	2-6
Punts (Number-Avg)	3-31.7	4-34.2
Fumbles-Lost	2-1	0-0
Penalties-Yards	7-60	6-55
Possession Time	27:57	32:03
Sacks-Yards	2-9	0-0

RUSHING: SJSU-Nevens 17-94; Zigler 3-20; Love 4-14; Roberson 5-11; Packer 3-8; Monroe 1-0. UNLV-Thomas 18-146; Campbell 10-73; Rogers 17-71; Owens 3-44; Presley 1-13.

PASSING: SJSU-Love 30-48-1-315. UNLV-Rogers 11-16-2-203.

RECEIVING: SJSU-Walker 8-104; Blackwell 8-60; Oliver 5-54; Hartley 3-50; Holmes 3-25; Roberson 3-22. UNLV-Boyd 5-105; Presley 2-52; Holt 1-26; Keys 1-12; Woods Jr. 1-7; Kanteman 1-1.

INTERCEPTIONS: SJSU-None. UNLV-Scissum 1-6; Flowers 1-0.

FUMBLES: SJSU-Wily 1-1. UNLV-None.

SACKS: SJSU-Ginda 1-6; Scott 1-3. UNLV-none.

TACKLES: SJSU-Ginda 14; Aguayo 8; Hawkins 8; McKnight 7; Scott 6. UNLV-Flowers 11; Scissum - 8; Outsey 8; Laolagi 7; McCoy 6; Francis 6; Hughes Jr. 6.

UNLV	0	7	7	0	21
OSU	16	28	10	0	54

FIRST QUARTER

- OSU - Campbell 69-yard pass from Barrett 11:49 (Nuernberger kick)
- OSU - Dixon 16-yard pass from Barrett 5:15 (Nuernberger kick)
- OSU - Team safety 1:02

SECOND QUARTER

- OSU - Victor 3-yard pass from Barrett 14:50 (Nuernberger kick)
- OSU - McLaurin 4-yard pass from Barrett 12:39 (Nuernberger kick)
- OSU - Hill 11-yard pass from Barrett 8:58 (Nuernberger kick)
- UNLV - Thomas 2-yard run 3:32 (Pantels kick)

- OSU - Saunders 28-yard pass from Haskins 8:58 (Nuernberger kick)

THIRD QUARTER

- UNLV - Thomas 55-yard run 8:46 (Eavey kick)
- OSU - Nuernberger 30-yard field goal 3:06
- OSU - Berry 38-yard pass from Haskins 2:55 (Nuernberger kick)

FOURTH QUARTER

- UNLV - White 65-yard interception return 13:00 (Pantels)

	UNLV	OSU
First Downs	17	34
Rushes-Yards	41-176	40-190
Passing Yards	88	474
Passes (C-A-I)	11-20-2	31-44-1
Total Offense (Plays-Yds)	61-264	84-664
Fumble Returns-Yds	0-0	0-0
Punt Returns-Yds	0-0	1-7
Kickoff Returns-Yds	7-104	4-124
Interceptions-Yds	1-65	2-35
Punts (Number-Avg)	5-41.8	2-28.6
Fumbles-Lost	0-0	1-1
Penalties-Yards	4-30	8-85
Possession Time	33:12	26:48
Sacks-Yards	3-18	4-30

RUSHING: UNLV-Thomas 12-84; Rogers 12-22; Owens 8-24; Palandech 2-23; Presley 2-16; Woods Jr. 1-6; Campbell 4-1. OSU-Dobbins 14-95; Williams 11-58; Haskins 6-20; Barrett 5-15; Leasure 1-5; Hill 1-1.

PASSING: UNLV-Rogers 1-19-2-88; Palandech 0-1-0-0; OSU-Barrett 12-17-0-209; Haskins 15-23-1-228.

RECEIVING: UNLV-Boyd 3-48; Keys 2-20; Holt 2-11; Woods Jr. 2-0; Kanteman 1-9. OSU-Saunders 6-102; Campbell 3-105; Berry 3-57; Hill 3-53; McLaurin 3-22; Dixon 2-36; Harris 2-27; Mack 2-23; Grimes 2-12; Victor 2-12; McCall 1-16; Williams 1-5; Baugh 1-4.

INTERCEPTIONS: UNLV-White 1-65. OSU-Webb 1-0; Arnette 1-35.

FUMBLES: UNLV-Flowers 1-0; Finau 1-0. OSU-none.

SACKS: UNLV-Mann 1.0-3; Wily 1.0-8; Finau 1.0-7. OSU-Harrison 0.5-4; Bosa 1.0-6.; Prior 1.0-7; Baker 1-9; Louis 0.5-4.

TACKLES: UNLV-McCoy 8; Laolagi 8. OSU-Smith 5; Harrison 5.



REBEL DEPTH CHART

VS SDSU

REBEL OFFENSE

POS	NO	NAME (HGT, WGT, YR-EXP)
LT	76	Kyle Saxelid (6-7, 290, SR-3L)
	77	Michael Chevalier (6-3, 300, SR-1L)
LG	75	Jaron Caldwell (6-4, 325, SO-1L)
	72	Matt Brayton (6-3, 310, FR-RS)
C	63	J'Ondray Sanders (6-5, 290, SR-2L)
	64	Nathan Jacobson (6-5, 280, JR-2L)
RG	78	Justin Polu (6-4, 325, SO-1L)
	74	Julio Garcia (6-3, 310, SO-1L)
RT	64	Nathan Jacobson (6-5, 280, JR-2L)
	65	Donovan Outlaw (6-4, 290, FR-RS)
TE	9	Trevor Kanteman (6-4, 240, SR-1L)
	43	Tim Holt (6-2, 230, SR-1L)
WR (X) 83		Devonte Boyd (6-1, 185, SR-3L)
	81	Andre Collins Jr. (6-4, 205, FR-RS)
WR (A) 10		Darren Woods Jr. (6-0, 220, SO-1L)
	80	Brandon Presley (6-0, 180, SO-1L)
WR (Z) 80		Brandon Presley (6-0, 180, SO-1L)
	84	Kendal Keys (6-4, 205, JR-2L)
	86	Darren Palmer (6-0, 200, JR-TR)
QB	1	Armani Rogers (6-5, 225, FR-RS)
	14	Kurt Palandech (6-2, 185, SR-2L)
	4	Johnny Stanton (6-2, 245, SR-1L)
RB	3	Lexington Thomas (5-9, 170, JR-2L)
	35	Xzaviar Campbell (5-11, 225, JR-2L)
	29	Evan Owens (6-1, 215, JR-TR)
FB	39	Daniel Godfrey (5-8, 230, FR-RS)

REBEL DEFENSE

POS	NO	NAME (HGT, WGT, YR-EXP)
DE	20	Jameer Outsey (6-3, 240, JR-TR)
	98	Nick Dehdashtian (6-1, 290, SO-1L)
DT	99	Mike Hughes Jr. (6-2, 315, SR-3L)
	42	Salanoa-Alo Wily (6-0, 295, JR-2L)
	98	Nick Dehdashtian (6-1, 290, SO-1L)
DT	95	Jason "Pops" Fao (6-0, 310, SR-2L)
	42	Salanoa-Alo Wily (6-0, 295, JR-sL)
	94	Kolo Uasike (6-0, 320, FR-HS)
REBEL	19	Mark Finau (6-3, 235, SR-2L)
	56	Roger Mann (6-3, 265, JR-TR)
SLB	25	Gabe McCoy (6-2, 215, SO-1L)
	16	Javin White (6-2, 195, SO-1L)
MLB	53	Farrell Hester II (6-1, 240, FR-HS)
	5	Brian Keyes (6-1, 250, SR-1L)
WLB	48	Bailey Laolagi (6-1, 220, JR-2L)
	49	Aaron Borg (6-1, 240, JR-1L)
CB	7	Jericho Flowers (5-10, 175, SO-1L)
	13	Tim Hough (5-11, 185, JR-2L)
SS	21	Chauncey Scissum (6-2, 210, SR-TR)
	23	Greg Francis (6-2, 195, FR-HS)
FS	33	Dalton Baker (5-11, 185, JR-2L)
	17	Evan Austrie (6-0, 195, SO-1L)
CB	26	Jocquez Kalili (5-11, 185, JR-TR)
	24	Robert Jackson (6-2, 205, SR-1L)
(NB)	13	Tim Hough (5-11, 185, JR-2L)

REBEL SPECIALISTS

PK	30	Evan Pantels (5-10, 190, JR-1L)	KR	10	Darren Woods Jr. (6-0, 220, SO-1L)
KO	32	Daniel Gutierrez (5-10, 200, FR-HS) -or-	29	Evan Owens (6-1, 215, JR-TR)	
	30	Evan Pantels (5-10, 190, JR-1L)	13	Tim Hough (5-11, 185, JR-2L)	
P	93	Riley Erickson (6-0, 190, FR-HS)	PR	7	Jericho Flowers (5-10, 175, SO-1L) -or-
LS	57	Joe Lang (6-2, 225, JR-1L)	80	Brandon Presley (6-0, 180, SO-1L)	
HOLD	14	Kurt Palandech (6-2, 185, SR-2L)			

2017 UNLV FOOTBALL

UNLV TEAM STATISTICS

TEAM STATISTICS	UNLV	OPP
SCORING	146	126
Points Per Game	36.5	31.5
Points Off Turnovers	21	29
FIRST DOWNS	89	103
Rushing	55	43
Passing	27	54
Penalty	7	6
RUSHING YARDAGE	1222	769
Yards gained rushing	1305	829
Yards lost rushing	83	60
Rushing Attempts	189	170
Average Per Rush	6.5	4.5
Average Per Game	305.5	192.2
TDs Rushing	13	5
PASSING YARDAGE	704	1190
Comp-Att-Int	43-73-3	98-153-5
Average Per Pass	9.6	7.8
Average Per Catch	16.4	12.1
Average Per Game	176.0	297.5
TDs Passing	4	10
TOTAL OFFENSE	1926	1959
Total Plays	262	323
Average Per Play	7.4	6.1
Average Per Game	481.5	489.8
KICK RETURNS: #-Yards	15-205	20-414
PUNT RETURNS: #-Yards	5-56	2-9
INT RETURNS: #-Yards	5-93	3-45
KICK RETURN AVERAGE	13.7	20.7
PUNT RETURN AVERAGE	11.2	4.5
INT RETURN AVERAGE	18.6	15.0
FUMBLES-LOST	5-3	4-3
PENALTIES-Yards	28-222	29-281
Average Per Game	55.5	70.2
PUNTS-Yards	12-471	14-525
Average Per Punt	39.2	37.5
Net punt average	35.2	29.2
KICKOFFS-Yards	29-1803	24-1352
Average Per Kick	62.2	56.3
Net kick average	41.0	41.5
TIME OF POSSESSION/Game	31:05	28:5
3RD-DOWN Conversions	21/49	25/62
3rd-Down Pct	43%	40%
4TH-DOWN Conversions	2/2	8/14
4th-Down Pct	100%	57%
SACKS BY-Yards	44-28	7-45
MISC YARDS	0	0
TOUCHDOWNS SCORED	18	16
FIELD GOALS-ATTEMPTS	7-12	4-6
ON-SIDE KICKS	0-0	0-0
RED-ZONE SCORES	(15-17) 88%	(15-22) 68%
RED-ZONE TOUCHDOWNS	(10-17) 59%	(11-22) 50%
PAT-ATTEMPTS	((17-18) 94%	(14-15) 93%
ATTENDANCE	30676	116343
Games/Avg Per Game	2/15338	2/58172
Neutral Site Games		0/0

PUNTING

PLAYER	No	Yds	Avg	Long	TB	FC	I20	50+	Blkd
PANTELS, Evan	6	243	40.5	69	1	1	2	2	0
ERICKSON, Riley	4	137	34.2	49	1	1	1	0	0
GUTIERREZ, Dani	2	91	45.5	52	0	0	0	1	0
Total	12	471	39.2	69	2	2	3	3	0
Opponents	14	525	37.5	58	3	1	2	4	1

2017 RESULTS (2-2, 1-0 MW)

Date	Opponent	W/L	Score	Attend
SEPT. 2	HOWARD	L	40-43	15,667
Sept. 9	at Idaho	W	44-16	10,156
Sept. 23	at #10/9 Ohio State	L	21-54	106,187
SEPT. 30	SAN JOSE STATE*	W	41-13	15,009
OCT. 7	#19/21 SAN DIEGO STATE*		7:45 p.m. PT	
Oct. 14	at Air Force*		11:00 am PT	
OCT. 21	UTAH STATE (HC)*		3:00 PM PT	
Oct. 28	at Fresno State*		7:00 pm PT	
NOV. 4	HAWAII*		3:00 PM PT	
NOV. 10	BYU		7:30 PM PT	
Nov. 17	at New Mexico*		6:30 pm PT	
Nov. 25	at Nevada, Reno*		12:00 pm PT	

*Mountain West game

Record	Overall	Home	Away	Neutral
All Games	2-2	0-1	1-1	0-0
Conference	1-0	1-0	0-0	0-0
Non-Conference	1-2	0-1	1-1	0-0

SCORE BY QUARTERS

	1st	2nd	3rd	4th	OT	Total
UNLV	27	44	51	24	N/A	146
Opponents	26	55	24	21	N/A	126

ATTENDANCE (AVG)

Total:	4/147,019	(4/36,755)
Home:	2/30,676	(2/15,338)
Away:	2/116,343	(2/58,171)
Neutral:	0/0	(0/0)

ALL-PURPOSE YARDAGE

PLAYER	G	Rush	Rec	PR	KOR	IR	Tot	Avg/G
THOMAS, Lexington	4	571	48	0	0	0	619	154.8
BOYD, Devonte	4	0	361	0	0	0	361	90.2
ROGERS, Armani	4	261	0	0	0	0	261	65.2
CAMPBELL, Xz aviar	4	173	0	0	0	0	173	43.2
WOODS JR., Darren	4	6	24	0	136	0	166	41.5
PRESLEY, Brandon	4	29	103	0	0	0	132	33.0
OWENS, Evan	4	68	0	0	29	0	97	24.2
WILLIAMS, Charles	1	93	0	0	0	0	93	93.0
KEYS, Kendal	4	0	81	0	0	0	81	20.2
FLOWERS, Jericho	4	0	0	37	34	0	71	17.8
WHITE, Javin	4	0	0	0	0	65	65	16.2
HOLT, Tim	3	0	37	0	0	0	37	12.3
TEJCHMAN, Drew	3	0	34	0	0	0	34	11.3
SCISSUM, Chauncey	4	0	0	0	0	29	29	7.2
PALANDECH, Kurt	4	23	0	0	0	0	23	5.8
STANTON, Johnny	1	0	0	19	0	0	19	19.0
KANTEMAN, Trevor	4	0	16	0	0	0	16	4.0
HOLLANDSWORTH, T.	4	0	0	0	0	6	6	1.5
McCOY, Gabe	4	0	0	0	0	-1	-1	-0.2
TEAM	4	-2	0	0	0	0	-2	-0.5
Total	4	1222	704	56	205	93	2280	570.0
Opponents	4	769	1190	9	414	45	2427	606.8

2017 UNLV FOOTBALL

RUSHING

PLAYER	G	Att	Gain	Loss	Net	Avg	TD	Lg	Avg/G
THOMAS, Lexington	4	68	578	7	571	8.4	9	62	142.8
ROGERS, Armani	4	54	322	61	261	4.8	3	35	65.2
CAMPBELL, Xzaviar	4	35	177	4	173	4.9	0	24	43.2
WILLIAMS, Charles	1	12	99	6	93	7.8	1	40	93.0
OWENS, Evan	4	11	71	3	68	6.2	0	36	17.0
PRESLEY, Brandon	4	3	29	0	29	9.7	0	13	7.2
PALANDECH, Kurt	4	2	23	0	23	11.5	0	23	5.8
WOODS JR., Darren	4	1	6	0	6	6.0	0	6	1.5
TEAM	4	3	0	2	-2	-0.7	0	0	-0.5
Total	4	189	1305	83	1222	6.5	13	62	305.5
Opponents	4	170	829	60	769	4.5	5	52	192.2

PASSING

PLAYER	G	Effic	C-A-I	Pct	Yds	TD	Lg	Avg/G
ROGERS, Armani	4	156.19	43-70-3	61.4	704	4	94	176.0
TEAM	4	0.00	0-2-0	0.0	0	0	0	0.0
PALANDECH, Kurt	4	0.00	0-1-0	0.0	0	0	0	0.0
Total	4	149.78	43-73-3	58.9	704	4	94	176.0
Opponents	4	144.42	98-153-5	64.1	1190	10	69	297.5

RECEIVING

PLAYER	G	No	Yds	Avg	TD	Long	Avg/G
BOYD, Devonte	4	14	361	25.8	2	94	90.2
KEYS, Kendal	4	9	81	9.0	0	16	20.2
PRESLEY, Brandon	4	6	103	17.2	1	44	25.8
WOODS JR., Darren	4	5	24	4.8	0	10	6.0
HOLT, Tim	3	3	37	12.3	0	26	12.3
KANTEMAN, Trevor	4	3	16	5.3	1	9	4.0
THOMAS, Lexington	4	2	48	24.0	0	30	12.0
TEJCHMAN, Drew	3	1	34	34.0	0	33	11.3
Total	4	43	704	16.4	4	94	176.0
Opponents	4	98	1190	12.1	10	69	297.5

TOTAL OFFENSE

PLAYER	G	Plays	Rush	Pass	Total	Avg/G
ROGERS, Armani	4	124	261	704	965	241.2
THOMAS, Lexington	4	68	571	0	571	142.8
CAMPBELL, Xzaviar	4	35	173	0	173	43.2
WILLIAMS, Charles	1	12	93	0	93	93.0
OWENS, Evan	4	11	68	0	68	17.0
PRESLEY, Brandon	4	3	29	0	29	7.2
PALANDECH, Kurt	4	3	23	0	23	5.8
WOODS JR., Darren	4	1	6	0	6	1.5
TEAM	4	5	-2	0	-2	-0.5
Total	4	262	1222	704	1926	481.5
Opponents	4	323	769	1190	1959	489.8

KICK RETURNS

PLAYER	No	Yds	Avg	TD	Long
WOODS JR., Darren	9	136	15.1	0	23
FLOWERS, Jericho	3	34	11.3	0	13
HOLLANDSWORTH, T.	1	6	6.0	0	0
FAUOLO, Giovanni	1	0	0.0	0	0
OWENS, Evan	1	29	29.0	0	29
Total	15	205	13.7	0	29
Opponents	20	414	20.7	0	82

FUMBLE RETURNS

PLAYER	No	Yds	Avg	TD	Long
WILY, Salanoa-A	1	1	1.0	0	1
Total	1	1	1.0	0	1
Opponents	1	75	75.0	1	75

INTERCEPTIONS

PLAYER	No	Yds	Avg	TD	Long
SCISSUM, Chaunc	2	29	14.5	0	23
FLOWERS, Jericho	1	0	0.0	0	0
WHITE, Javin	1	65	65.0	1	65
McCOY, Gabe	1	-1	-1.0	0	0
Total	5	93	18.6	1	65
Opponents	3	45	15.0	0	35

PUNT RETURNS

PLAYER	No	Yds	Avg	TD	Long
FLOWERS, Jericho	4	37	9.2	0	16
STANTON, Johnny	1	19	19.0	0	0
Total	5	56	11.2	0	16
Opponents	2	9	4.5	0	7

SCORING

PLAYER	TD	FGs	PATs				DXP	Saf	Points
			Kick	Rush	Rcv	Pass			
THOMAS, Lexington	9	-	-	-	-	-	-	54	
PANTELS, Evan	-	7-11	14-14-	-	-	-	-	35	
ROGERS, Armani	3	-	-	-	-	-	-	18	
BOYD, Devonte	2	-	-	-	-	-	-	12	
WHITE, Javin	1	-	-	-	-	-	-	6	
KANTEMAN, Trevor	1	-	-	-	-	-	-	6	
PRESLEY, Brandon	1	-	-	-	-	-	-	6	
WILLIAMS, Charles	1	-	-	-	-	-	-	6	
GUTIERREZ, Daniel	-	0-1	3-4	-	-	-	-	3	
Total	18	7-12	17-18-	-	-	-	-	105	
Opponents	16	4-6	14-15	1-1	-	-	-	126	

2017 UNLV FOOTBALL

DEFENSIVE STATISTICS

NO PLAYER	G	Tackles				Sacks No-Yds	Pass Def		Fumbles Rcv-Yds FF	Blkd Kick	Saf
		Solo	Ast	Total	TFL/Yds		Int-Yds	BrUp			
48 LAOLAGI, Bailey	4	21	21	42	1.0-2	.	.	1	.	.	
25 McCOY, Gabe	4	23	8	31	2.0-2	.	1--1	.	1	.	
33 BAKER, Dalton	4	14	8	22	
7 FLOWERS, Jerich	4	10	12	22	2.0-4	.	1-0	1-0	.	.	
21 SCISSUM, Chaunc	4	13	8	21	.	.	2-29	1	1	.	
5 KEYES, Brian	4	10	11	21	1.0-1	.	.	1	.	.	
99 HUGHES JR., Mik	4	5	11	16	1.5-3	
20 OUTSEY, Jameer	4	8	8	16	0.5-1	
53 HESTER II, Farr	4	8	5	13	0.5-0	
13 HOUGH, Tim	4	8	4	12	.	.	.	3	.	.	
42 WILY, Salanoa-A	4	7	5	12	1.0-8	1.0-8	.	.	1-1	.	
23 FRANCIS, Greg	4	7	5	12	
24 JACKSON, Robert	4	7	5	12	.	.	.	2	.	.	
17 AUSTRIE, Evan	4	7	4	11	.	.	.	2	.	.	
95 FAO, Jason	4	8	1	9	3.0-15	1.0-10	
26 KALILI, Jocquez	4	5	4	9	
56 MANN, Roger	4	5	4	9	2.5-5	1.0-3	
16 WHITE, Javin	4	6	2	8	1.0-5	.	1-65	.	1	.	
19 FINAU, Mark	4	4	2	6	1.5-8	1.0-7	.	1	1-0	.	
86 PALMER, Darren	4	4	1	5	1	.	
98 DEHDASHTIAN, Ni	4	2	2	4	1.5-5	
38 ROBERTS, Ty'Jas	4	1	2	3	
29 OWENS, Evan	4	3	.	3	
94 UASIKE, Kolo	4	.	2	2	
28 HOLLANDSWORTH,	4	2	.	2	
39 GODFREY, Daniel	4	.	1	1	
50 O'HALLORAN, Kyl	2	1	.	1	
91 NEAL, Nate	2	1	.	1	
84 KEYS, Kendal	4	1	.	1	
10 WOODS JR., Darr	4	1	.	1	
3 THOMAS, Lexingt	4	1	.	1	
4 STANTON, Johnny	1	1	
Total	4	193	136	329	19-59	4-28	5-93	11	3-1	4	1
Opponents	4	166	128	294	22-82	7-45	3-45	12	3-75	4	1

STARTING LINEUPS

OFFENSE

OPPONENT	WR	WR/RB	LT	LG	C	RG	RT	TE/WR	QB	TE/WR/RB	RB	PK
Howard	Boyd	Presley	Saxelid	Caldwell	Singer	Polu	Jacobson	Kanteman	Armani	Fauolo	Williams	Pantels
Idaho	Boyd	Presley	Saxelid	Caldwell	Singer	Polu	Jacobson	Kanteman	Armani	Holt	Thomas	Pantels
Ohio State	Boyd	Presley	Saxelid	Caldwell	Singer	Polu	Jacobson	Keys	Armani	Holt	Thomas	Pantels
San Jose State	Boyd	Presley	Saxelid	Caldwell	Singer	Polu	Jacobson	Woods Jr.	Armani	Holt	Thomas	Pantels

DEFENSE

OPPONENT	DE	DT	DT	DE/LB	LB	LB	LB/DB	CB	SS	FS	CB	P
Howard	Outsey	Fao	Hughes Jr.	Finau	McCoy	Keyes	Laolagi	Hough	Scissum	Baker	Flowers	Pantels
Idaho	Outsey	Fao	Hughes Jr.	Finau	McCoy	Keyes	Laolagi	Hough	Scissum	Baker	Jackson	Pantels
Ohio State	Outsey	Fao	Hughes Jr.	Finau	McCoy	Hester II	Laolagi	Hough	Scissum	Baker	Jackson	Pantels
San Jose State	Outsey	Fao	Hughes Jr.	Finau	McCoy	Hester II	Laolagi	Flowers	Scissum	Baker	Kalili	Erickson

2017 GAME-BY-GAME TEAM STATISTICS

UNLV	RUSH	PASS	OFF.	1STDwn	POSS.	TOs	OPPONENT	RUSH	PASS	OFF.	1STDwn	Poss.	TOs
Howard	344	220	564	25	27:30	3	Howard	309	140	449	21	32:30	1
Idaho	357	193	440	22	31:35	1	Idaho	123	261	384	18	28:25	1
Ohio State	176	88	264	17	33:12	2	Ohio State	190	474	664	34	26:48	3
San Jose State	345	203	548	25	32:03	0	San Jose State	147	315	462	30	27:57	3

2017 TEAM SUPERLATIVES

UNLV

Points Scored
First Downs
 Rushing
 Passing
 Penalty
Rushing Attempts
Rushing Yards
Passing Attempts
Passing Completions

Passing Yards
Passes Had Intercepted
Total Offensive Plays
Total Offensive Yards
Fumbles
 Lost
Penalties
 Yards
Sacks
 Yards

OPPONENTS

Points Scored
First Downs
 Rushing
 Passing
 Penalty
Rushing Attempts
Rushing Yards
Passing Attempts
Passing Completions
Passing Yards
Passes Had Intercepted
Total Offensive Plays
Total Offensive Yards
Fumbles
 Lost
Penalties
 Yards
Sacks
 Yards

HIGH

44, vs Idaho (Sep 09, 2017)
 25, 2x (vs Howard & San Jose State)
 21, vs Howard (Sep 02, 2017)
 6, vs Howard (Sep 02, 2017)
 5, at Ohio State (Sep 23, 2017)
 50, vs Idaho (Sep 09, 2017)
 357, vs Idaho (Sep 09, 2017)
 21, vs Howard (Sep 02, 2017)
 11, vs Howard (Sep 02, 2017)
 11, at Ohio State (Sep 23, 2017)
 11, vs San Jose State (Sep 30, 2017)
 220, vs Howard (Sep 02, 2017)
 2, at Ohio State (Sep 23, 2017)
 68, vs San Jose State (Sep 30, 2017)
 564, vs Howard (Sep 02, 2017)
 3, vs Howard (Sep 02, 2017)
 3, vs Howard (Sep 02, 2017)
 13, vs Howard (Sep 02, 2017)
 90, vs Howard (Sep 02, 2017)
 4, at Ohio State (Sep 23, 2017)
 30, at Ohio State (Sep 23, 2017)

HIGH

54, at Ohio State (Sep 23, 2017)
 34, at Ohio State (Sep 23, 2017)
 16, at Ohio State (Sep 23, 2017)
 17, at Ohio State (Sep 23, 2017)
 1, at Ohio State (Sep 23, 2017)/vs. Howard (Sep 02, 2017)/ vs Idaho (Sep 09, 2017)
 61, vs Howard (Sep 02, 2017)
 309, vs Howard (Sep 02, 2017)
 49, vs. San Jose State (Sep 30, 2017)
 31, at Ohio State (Sep 23, 2017)
 474, at Ohio State (Sep 23, 2017)
 1, at Ohio State (Sep 23, 2017); vs Howard (Sep 02, 2017)/vs Idaho (Sep 09, 2017)
 87, vs Howard (Sep 02, 2017)
 664, at Ohio State (Sep 23, 2017)
 2, at Ohio State (Sep 23, 2017)
 2, at Ohio State (Sep 23, 2017)
 10, vs Howard (Sep 02, 2017); vs. San Jose State Sept. 30, 2017
 96, vs Howard (Sep 02, 2017)
 4, at Ohio State (Sep 23, 2017)
 30, at Ohio State (Sep 23, 2017)

LOW

21, at Ohio State (Sep 23, 2017)
 21, at Ohio State (Sep 23, 2017)
 8, at Ohio State (Sep 23, 2017)
 4, at Ohio State (Sep 23, 2017)
 1, vs Howard (Sep 02, 2017)/vs Idaho (Sep 09, 2017)
 40, at Ohio State (Sep 23, 2017)
 176, at Ohio State (Sep 23, 2017)
 16, vs Idaho (Sep 09, 2017)
 10, vs Idaho (Sep 09, 2017)
 88, at Ohio State (Sep 23, 2017)
 0, vs Howard (Sep 02, 2017), San Jose State (Sep 30, 2017)
 66, vs Idaho (Sep 09, 2017)
 264, at Ohio State (Sep 23, 2017)
 0, at Ohio State (Sep 23, 2017)
 0, at Ohio State (Sep 23, 2017)
 4, at Ohio State (Sep 23, 2017)
 30, at Ohio State (Sep 23, 2017)
 0, vs Howard (Sep 02, 2017), San Jose State (Sep 30, 2017)
 0, vs Howard (Sep 02, 2017), San Jose State (Sep 30, 2017)

LOW

16, vs Idaho (Sep 09, 2017)
 21, vs Howard (Sep 02, 2017), vs Idaho (Sep 09, 2017)
 6, vs Idaho (Sep 09, 2017)
 6, vs Howard (Sep 02, 2017)
 36, vs Idaho (Sep 09, 2017)
 123, vs Idaho (Sep 09, 2017)
 26, vs Howard (Sep 02, 2017)
 15, vs Howard (Sep 02, 2017)
 140, vs Howard (Sep 02, 2017)
 70, vs Idaho (Sep 09, 2017)
 384, vs Idaho (Sep 09, 2017)
 0, vs Howard (Sep 02, 2017)/ vs Idaho (Sep 09, 2017)
 0, vs Howard (Sep 02, 2017)/ vs Idaho (Sep 09, 2017)
 4, vs Idaho (Sep 09, 2017)
 60, vs Idaho (Sep 09, 2017)
 0, vs Howard (Sep 02, 2017)
 0, vs Howard (Sep 02, 2017)

2017 INDIVIDUAL SUPERLATIVES

UNLV

Rushing Attempts:	21, THOMAS, Lexington vs Howard (Sep 02, 2017)
Rushing Yards:	190 THOMAS, Lexington at IDAHO (Sep 09, 2017)
TD Run:	3 THOMAS, Lexington at IDAHO (Sep 09, 2017)
Non-Scoring Run:	40, WILLIAMS, Charles vs Howard (Sep 02, 2017)
Passes Attempted:	19, ROGERS, Armani vs Howard (Sep 02, 2017)
	19, ROGERS, Armani at Ohio State (Sep 23, 2017)
Passes Completed:	11, ROGERS, Armani vs Howard (Sep 02, 2017)
	11, ROGERS, Armani at Ohio State (Sep 23, 2017)
	11, ROGERS, Armani, vs. San Jose State (Sept. 30, 2017)
Passes Had Intercepted:	NA
Completion Percentage:	.625, ROGERS, Armani at IDAHO (Sep 09, 2017)
Passing Yards:	220, ROGERS, Armani vs Howard (Sep 02, 2017)
TD Pass:	1, ROGERS, Armani at IDAHO (Sep 09, 2017)
	1, ROGERS, Armani vs Howard (Sep 02, 2017)
Non-Scoring Pass:	46, ROGERS, Armani vs Howard (Sep 02, 2017)
Receptions:	5 KEYS, Kendal at IDAHO (Sep 09, 2017)
	5, BOYD, Devonte vs San Jose State (Sept. 30, 2017)
Reception Yards:	105, BOYD, Devonte vs Howard (Sep 02, 2017)
TD Receptions:	1, BOYD, Devonte at IDAHO (Sep 09, 2017)
	1, BOYD, Devonte vs Howard (Sep 02, 2017)
	1, BOYD, Devonte vs San Jose State (Sep 30, 2017)
Punt Returns:	2, FLOWERS, Jericho vs Howard (Sep 02, 2017)
Punt Return Yards:	18, FLOWERS, Jericho vs Howard (Sep 02, 2017)
Punt Return Long:	16, FLOWERS, Jericho vs Howard (Sep 02, 2017)
Punt Return, TD:	N/A
Kickoff Returns:	2, WOODS JR., Darren vs Howard (Sep 02, 2017)
Kickoff Return Yards:	29, OWENS, Evan vs Howard (Sep 02, 2017)
Kickoff Return Long:	29, OWENS, Evan vs Howard (Sep 02, 2017)
Kickoff Return, TD:	N/A
Offensive Attempts:	28, ROGERS, Armani vs Howard (Sep 02, 2017)
Offensive Yards:	302, ROGERS, Armani vs Howard (Sep 02, 2017)
All-Purpose Attempts:	23, THOMAS, Lexington vs Howard (Sep 02, 2017)
All-Purpose Yards:	199, THOMAS, Lexington vs Howard (Sep 02, 2017)
Points:	12, THOMAS, Lexington vs Howard (Sep 02, 2017)
Touchdowns:	2, THOMAS, Lexington vs Howard (Sep 02, 2017)
Field Goals Attempted:	6, PANTELS, Evan vs Howard (Sep 02, 2017)
Field Goals Made:	4, PANTELS, Evan vs Howard (Sep 02, 2017)
Longest Field Goal Attempted:	44, PANTELS, Evan vs Howard (Sep 02, 2017)
Longest Field Goal Made:	44, PANTELS, Evan vs Howard (Sep 02, 2017)
Punts:	4, ERICKSON, Riley vs. San Jose State (Sep 30, 2017)
Best Punting Average:	46.0 PANTELS, Evan at IDAHO (Sep 09, 2017)
Longest Punt:	69, PANTELS, Evan vs Howard (Sep 02, 2017)
Tackles:	13, LAOLAGI, Bailey vs Howard (Sep 02, 2017)
	13 LAOLAGI, Bailey at IDAHO (Sep 09, 2017)
Sacks:	1.0 FAO, Jason at IDAHO (Sep 09, 2017)
	1.0 FINAU, Mark at Ohio State (Sep 23, 2017)
	1.0 WILY, Salanoa-A at Ohio State (Sep 23, 2017)
	1.0 MANN, Roger at Ohio State (Sep 23, 2017)
Interceptions:	1, McCOY, Gabe vs Howard (Sep 02, 2017)
	1 SCISSUM, Chaunc at IDAHO (Sep 09, 2017)
	1 WHITE, Javin at Ohio State (Sep 23, 2017)
	1, FLOWERS, Jercho vs. San Jose State (Sept. 30, 2017)
	1, SCISSUM, Chauncey vs. San Jose State (Sept. 30, 2017)
Interception Return:	65 WHITE, Javin at Ohio State (Sep 23, 2017)
Interception Return, TD:	65 WHITE, Javin at Ohio State (Sep 23, 2017)
Fumbles Forced:	1, SCISSUM, Chauncey at Ohio State (Sep 23, 2017)
	1, WHITE, Javin at Ohio State (Sep 23, 2017)
Fumbles Recovered:	1, FLOWERS, Jericho at Ohio State (Sep 23, 2017)
Fumble Return:	1, FINAU, Mark at Ohio State (Sep 23, 2017)
Fumble Return, TD:	N/A

OPPONENT

Rushing Attempts:	21, Newton, Caylin vs Howard (Sep 02, 2017)
Rushing Yards:	190, Newton, Caylin, vs Howard (Sep 02, 2017)
TD Run:	2, Newton, Caylin, vs Howard (Sep 02, 2017)
	2, Philyaw, Anthony vs Howard (Sep 02, 2017)
Non-Scoring Run:	52, Newton, Caylin, vs Howard (Sep 02, 2017)
Passes Attempted:	48 Love, Josh, vs. San Jose State (Sep 30, 2017)
Passes Completed:	30 Love, Josh, vs. San Jose State (Sep 30, 2017)
Passes Had Intercepted:	1, Newton, Caylin, vs Howard (Sep 02, 2017)
Completion Percentage:	.645, Linehan, Matt, at IDAHO (Sep 09, 2017)
Passing Yards:	315 Love, Josh, vs. San Jose State (Sep 30, 2017)
TD Pass:	5, Barrett, J.T., at Ohio State (Sep 23, 2017)
Non-Scoring Pass:	53 Linehan, Matt, at IDAHO (Sep 09, 2017)
Receptions:	11 Sannon, Jacob, at IDAHO (Sep 09, 2017)
Reception Yards:	109 Sannon, Jacob, at IDAHO (Sep 09, 2017)
TD Reception:	1, 10 tied
Punt Returns:	1, McCall, Demario, at Ohio State (Sep 23, 2017)
Punt Return Yards:	7, McCall, Demario, at Ohio State (Sep 23, 2017)
Punt Return Long:	1, McCall, Demario, at Ohio State (Sep 23, 2017)
Punt Return, TD:	N/A
Kickoff Returns:	3, Scott, Jordan vs Howard (Sep 02, 2017)
	3 Mwehla, Reuben, at IDAHO (Sep 09, 2017)
Kickoff Return Yards:	55 Mwehla, Reuben, at IDAHO (Sep 09, 2017)
Kickoff Return Long:	24, Ezzard, Jequez vs Howard (Sep 02, 2017)
	24 Mwehla, Reuben, at IDAHO (Sep 09, 2017)
Kickoff Return, TD:	N/A
Offensive Attempts:	47, Newton, Caylin, vs Howard (Sep 02, 2017)
Offensive Yards:	330, Newton, Caylin, vs Howard (Sep 02, 2017)
All-Purpose Attempts:	21, Newton, Caylin, vs Howard (Sep 02, 2017)
All-Purpose Yards:	190, Newton, Caylin, vs Howard (Sep 02, 2017)
Points:	30, Barrett, J.T., at Ohio State (Sep 23, 2017)
Touchdowns:	5, Barrett, J.T., at Ohio State (Sep 23, 2017)
Field Goals Attempted:	1 Coffey, Cade, at IDAHO (Sep 09, 2017)
Field Goals Made:	1 Coffey, Cade, at IDAHO (Sep 09, 2017)
Longest Field Goal Attempted:	40 Coffey, Cade, at IDAHO (Sep 09, 2017)
Longest Field Goal Made:	40 Coffey, Cade, at IDAHO (Sep 09, 2017)
Punts:	5, Gillespie, Damion vs Howard (Sep 02, 2017)
Best Punting Average:	50.0, Newton, Caylin, vs Howard (Sep 02, 2017)
Longest Punt:	50, Newton, Caylin, vs Howard (Sep 02, 2017)
Tackles:	14, Ginda, Frank vs. San Jose State (Sep 30, 2017)
Tackles for Loss:	3.0, Bosa, Nick at Ohio State (Sep 23, 2017)
Interceptions:	1 vs Howard (Sep 02, 2017)
	1 at IDAHO (Sep 09, 2017)
Interception Return:	10 at IDAHO (Sep 09, 2017)
Interception Return, TD:	N/A
Fumbles Forced:	1, Freeland, Tye vs Howard (Sep 02, 2017)
	1, Hudson, David vs Howard (Sep 02, 2017)
Fumbles Recovered:	1, Rollins, Devin vs Howard (Sep 02, 2017)
Fumble Return:	1, Rollins, Devin vs Howard (Sep 02, 2017)
Fumble Return, TD:	1, Rollins, Devin vs Howard (Sep 02, 2017)

2017 GAME-BY-GAME INDIVIDUAL STATISTICS

RUSHING (Att.-Yds.-TD-Long)

OPPONENT	THOMAS	CAMPBELL	ROGERS
Howard	21-151-2-35	4-18-0-6	9-82-0-35
Idaho	17-190-3-62	17-81-0-18	16-97-1-22
Ohio State	12-84-2-55	4-4-0-4	12-22-0-23
San Jose State	18-146-2-56	10-73-0-24	17-84-2-21

PASSING (Comp.-Att.-Int.-Yds.-TD)

OPPONENT	ROGERS
Howard	21-19-0-220-1
Idaho	10-16-1-193-1
Ohio State	11-19-2-88-0
San Jose State	11-16-0-203-2

RECEIVING (Rec.-Yds.-TD-Long)

OPPONENT	BOYD	WOODS JR.	PRESLEY	TEJCHMAN	THOMAS	KEYS	KANTEMAN	HOLT
Howard	4-105-1-46	2-17-0-10	2-16-0-13	1-34-0-34	2-48-0-38	0-0-0-0	0-0-0-0	0-0-0-0
Idaho	2-103-1-94	0-0-0-0	2-35-0-25	0-0-0-0	0-0-0-0	5-49-0-16	1-6-0-6	0-0-0-0
Ohio State	3-48-0-24	2-0-0-0	0-0-0-0	0-0-0-0	0-0-0-0	3-20-0-10	1-9-0-9	2-11-0-7
San Jose State	5-105-0-53	1-7-0-7	2-52-1-44	0-0-0-0	0-0-0-0	1-12-0-12	1-1-1-1	1-26-0-26

TACKLING (U-A-Tot-TFL-Int-PBU-Sacks)

OPPONENT	LAOLAGI	KEYES	HUGHES JR.	MCCOY	FLOWERS	SCISSUM	HOUGH	FINAU
Howard	8-5-13-5-0-0-0	4-4-8-1-0-0-0	1-4-5-5-0-0-0	5-2-7-0-1-0-0	4-2-6-2-0-1-0	2-0-2-0-0-0-0	4-1-5-0-0-1-0	3-1-4-5-0-0-0
Idaho	7-6-13-0-0-0-0	1-3-4-0-0-0-0	1-1-2-1-0-0-0	7-3-10-0-0-0-0	2-1-3-0-0-0-0	3-1-4-0-1-0-0	0-2-2-0-0-0-0	0-0-0-0-0-0-0
Ohio State	5-3-8-0-0-0-0	4-1-5-0-0-0-0	2-1-3-1-0-0-0	7-1-8-1-0-0-0-0	1-1-2-0-0-0-0	3-1-4-1-0-0-0	0-2-2-0-0-0-0	0-0-0-0-0-0-0
San Jose State	1-6-7-5-0-0-0	1-3-4-0-0-0-0	1-5-6-0-0-0-0	4-2-6-1-0-0-0-0	3-8-11-0-1-0-0	3-5-8-0-1-0-0	3-0-3-0-0-0-0	0-1-1-0-0-0-0

PUNTING

PANTELS	NO	YARDS	AVG	LG
Howard	2	79	39.5	69
Idaho	1	46	46.0	49
Ohio State	3	118	39.3	53
TOTALS	6	243	40.5	69

FIELD GOALS

PANTELS	ATT	MADE	PTS
Howard	6 (44, 28, 43, 26, 30, 48)	4 (44, 28, 26, 30)	16
Idaho	4 (40, 40, 22, 27)	3 (40, 22, 27)	14
Ohio State	1 (52)	N/A	0
TOTALS	11	7	30

ERICKSON

NO	YARDS	AVG	LG
San Jose State	4	137	34.2
TOTALS	4	137	34.2

GUTIERREZ

ATT	MADE	PTS
San Jose State	1 (42)	0
San Jose State	N/A	0
TOTALS	1	0

GUTIERREZ

NO	YARDS	AVG	LG
Ohio State	2	91	45.5
TOTALS	2	91	45.5



2017 UNLV FOOTBALL

NAME	GP	GS	HU	UI	OSU	SJSU
1 Armani Rogers	4	4	QB	QB	QB	QB
2 Mekhi Stevenson	4	3	X	RB	RB	RB
3 Lexington Thomas	1	0	X	LB	X	X
4 Johnny Stanton	4	2	LB	LB	X	X
5 Brian Keyes	4	2	CB	X	X	CB
6 Tykenze Daniels	4	2	CB	X	X	CB
7 Jericho Flowers	1	1	RB	TE	X	X
8 Charles Williams	4	2	X	X	X	WR
9 Trevor Kantleman	4	1	X	X	X	X
10 Darren Woods Jr.	3	0	X	X	X	X
11 Drew Tejchman	4	3	CB	CB	CB	X
13 Tim Hough	4	0	X	X	X	X
14 Kurt Palandech	4	0	X	X	X	X
15 Soil Afalava	4	0	X	X	X	X
15 Marckell Grayson	4	0	CB	X	X	X
16 Javin White	4	0	CB	X	X	X
17 Evan Austrie	4	0	CB	X	X	X
17 Rashawn Parks	4	4	DE	DE	DE	DE
19 Mark Fhau	4	4	DE	DE	DE	DE
20 Jameer Outsey	4	4	SS	SS	SS	SS
21 Chauncey Scissum	4	4	SS	SS	SS	SS
21 Feena Phakasoum	3	0	X	X	X	X
22 Demitrious Gibbs	4	0	X	X	X	X
23 Greg Francis	4	2	X	CB	CB	X
24 Robert Jackson	4	3	X	LB	LB	LB
25 Gabe McCoy	4	1	X	X	X	CB
26 Jocoquez Kalili	4	1	X	X	X	CB
27 David Tate Jr.	4	0	X	X	X	X
27 Dorian Narditch	4	0	X	X	X	X
28 Tariq Hollandsworth	4	0	X	X	X	X
29 Evan Owens	4	0	X	X	X	X
29 Nic Wilson	4	4	KP	KP	KP	KP
30 Eyan Pantels	4	4	K	K	K	K
31 Kyle Moses	4	4	FS	FS	FS	FS
32 Daniel Gutierrez	4	4	FS	FS	FS	FS
33 Dalton Baker	4	0	X	X	X	X
34 Rashad Walker	4	0	X	X	X	X
35 Xzavier Campbell	4	0	X	X	X	X
36 Tyree Jackson	4	0	X	X	X	X
37 Christian Minor	4	0	X	X	X	X
38 Ty Jason Roberts	4	0	X	X	X	X
39 Daniel Godfrey	4	0	X	X	X	X
40 Alonzeil Handersen	4	0	X	X	X	X
41 Jannaal Neal	4	0	X	X	X	X
42 Salanoa-Alo Willy	3	3	TE	TE	TE	TE
43 Tim Holt	4	1	TE	X	X	X
45 Giovanni Fauolo	4	1	TE	X	X	X
46 Noah Bean	4	1	TE	X	X	X
47 Trey Austin	4	4	LB	LB	LB	LB
48 Bailey Laodagi	4	4	LB	LB	LB	LB

NAME	GP	GS	HU	UI	OSU	SJSU
49 Aaron Borg	4	0	X	X	X	X
50 Kyler O'Halloran	2	0	X	X	X	X
51 Zack Singer	3	3	C	C	C	C
52 JD Alexander*	4	1	X	X	LB	LB
53 Farrell Hester II	4	0	X	X	X	X
54 Spencer Katoanga	4	0	X	X	X	X
55 Kyle Hollabaugh	4	0	X	X	X	X
56 Roger Mann	4	0	X	X	X	X
57 Joe Lang	4	0	X	X	X	X
58 Nathan Guzman	4	0	X	X	X	X
59 Rashheed Parks	4	0	X	X	X	X
60 Andrew Ebeas	4	0	X	X	X	X
61 Angel Torres	4	0	X	X	X	X
62 Nate Oishi	2	1	RT	RT	RT	C
63 J'Orndry Sanders	4	4	RT	RT	RT	RT
64 Nathan Jacobson	4	4	RT	X	X	X
65 Donovan Outlaw	2	0	X	X	X	X
66 Ammir Aziz	4	0	X	X	X	X
67 Jackson Reynolds	4	0	X	X	X	X
70 Sid Acosta	4	0	X	X	X	X
71 Justice Oluwasemun	4	0	X	X	X	X
72 Matt Brayton	4	0	X	X	X	X
73 Ashton Morgan	4	0	X	X	X	X
74 Julio Garcia II	4	4	LG	LG	LG	LG
75 Jaron Caldwell	4	4	LT	LT	LT	LT
76 Kyle Saxelid	4	4	X	X	X	X
77 Michael Chevalier	4	0	X	X	X	X
78 Justin Polu	4	4	RG	RG	RG	RG
79 Daniel Schoene	4	4	WR	WR	WR	WR
80 Brandon Presley	4	0	X	X	X	X
81 Andre Collins Jr.	4	0	X	X	X	X
82 Elijah Trosclair	4	4	WR	WR	WR	WR
83 Devontae Boyd	4	4	WR	WR	WR	WR
84 Kendal Keys	4	1	X	X	WR	X
85 Christian Clapp	2	0	X	X	X	X
86 Darren Palmer	4	0	X	X	X	X
86 Russell Shaw	4	0	X	X	X	X
87 Antonio Zapeda	1	0	X	X	X	X
88 Cody Schreff	4	0	X	X	X	X
89 Brandon Gateagan	2	0	X	X	X	X
90 Jalil Briley	3	0	X	X	X	X
91 Nate Neal	1	0	X	X	X	X
92 Rodney Jones	1	0	X	X	X	X
93 Riley Erickson	4	1	X	X	X	X
94 Kolo Uasike	4	0	DT	DT	DT	DT
95 Jason "Pop" Fao	4	4	DT	DT	DT	DT
96 Jalen Graves	1	0	X	X	X	X
97 Jannaal Holloway	4	0	X	X	X	X
98 Nick Dehdashtian	4	0	X	X	X	X
99 Mike Hughes Jr.	4	4	DT	DT	DT	DT

THE LAST TIME IN A REBEL FOOTBALL GAME

A KICKOFF WAS RETURNED FOR A TOUCHDOWN

UNLV: 98 yards by Deante' Purvis vs. Colorado State, Oct. 29, 2009
 OPP: 98 yards by Marcus Jones at Minnesota, Aug. 28, 2013

A PUNT WAS RETURNED FOR A TOUCHDOWN

UNLV: 52 yards by Troy Mason vs. San Diego State, Oct. 13, 2001
 OPP: 59 yards by DJ May vs. Wyoming, Nov. 12, 2016

A BLOCKED PUNT WAS RETURNED FOR A TOUCHDOWN

UNLV: Charles Williams at Central Michigan, Sept. 17, 2016
 OPP: Shaun Harper at Utah, Oct. 23, 2004

A BLOCKED FIELD GOAL WAS RETURNED FOR A TOUCHDOWN

UNLV: 53 yards by Sidney Hodge vs. Wyoming, Nov. 17, 2012
 OPP: 51 yards by Martez Shabazz at Minnesota, Aug. 28, 2013

AN INTERCEPTION WAS RETURNED FOR A TOUCHDOWN

UNLV: 65 yards by Javin White at Ohio State, Sept. 23, 2017
 OPP: 31 yards by Kaden Elliss of Idaho, Sept. 24, 2016

A FUMBLE WAS RETURNED FOR A TOUCHDOWN

UNLV: 20 yards by Dominic Baldwin at San Diego State, Oct. 8, 2016
 OPP: 75 yards by Devin Rollins of Howard, Sept. 2, 2017

A CONVERSION ATTEMPT WAS RETURNED FOR TWO POINTS

UNLV: Never
 OPP: Brand Ratcliff of New Mexico, Oct. 12, 2002

A SAFETY WAS RECORDED

UNLV: Team safety after a penalty was called in the end zone.
 vs. Northern Illinois, Sept. 13, 2014
 OPP: Team safety after Lexington Thomas gets tackled in the end zone
 at Ohio State, Sept. 23, 2017

A SHUTOUT WAS RECORDED ON THE ROAD

UNLV: 13-0 vs. Cal State Fullerton, Nov. 12, 1983
 OPP: 37-0 at Nevada, Reno, Oct. 8, 2011

A SHUTOUT WAS RECORDED AT SAM BOYD STADIUM

UNLV: 27-0 vs. Utah, Sept. 22, 2007
 OPP: 7-0 by San Diego State, Nov. 8, 2003

A TEAM DID NOT COMMIT A TURNOVER

UNLV: vs. San Jose State, Sept. 30, 2017
 OPP: Nevada, Reno, Nov. 26, 2016

A TEAM DID NOT PUNT

UNLV: vs. Tennessee Tech, Sept. 7, 1985
 OPP: at Air Force, Nov. 19, 2011

A TEAM DID NOT HAVE A PENALTY

UNLV: at San Diego State, Oct. 8, 2016
 OPP: at TCU, Dec. 3, 2011



Jon Denton's 503 yards vs. SDSU were an NCAA freshman record.

A TIE GAME WAS PLAYED

UNLV: 16-16 vs. San Jose State, Nov. 23, 1985

A TEAM BLOCKED A PUNT

UNLV: Johnny Stanton vs. San Jose St., Sept. 30, 2017
 OPP: Darren Lee of Boise State, Nov. 18, 2016

A TEAM BLOCKED A FIELD GOAL

UNLV: Dominic Baldwin vs. Idaho State, Sept. 26, 2015
 OPP: Joe Kawulok of Colorado State, Nov. 14, 2015

AN INDIVIDUAL KICKED FOUR OR MORE FIELD GOALS

UNLV: 6 by Evan Pantels vs. Howard, Sept. 2, 2017
 OPP: 4 by Austin Lopez of San Jose State, Oct. 4, 2014

A 50-YARD FIELD GOAL WAS MADE

UNLV: 51 yards by Nicolai Bormand vs. Northern Illinois, Sept. 5, 2015
 OPP: 50 yards by John Baron at San Diego State, Oct. 8, 2016

AN INDIVIDUAL SCORED FOUR OR MORE TOUCHDOWNS

UNLV: 4 by Devante Davis vs. San Diego State, Nov. 30, 2013
 OPP: 5 by J.T. Barrett at Ohio State, Oct. 23, 2017

A TEAM HAD 600 OR MORE YARDS TOTAL OFFENSE

UNLV: 653 vs. Wyoming, Nov. 12, 2016
 OPP: 664 by Ohio State, Sept. 23, 2017

A TEAM SCORED AT LEAST 50 POINTS

UNLV: 69 vs. Wyoming, Nov. 12, 2016
 OPP: 54 by Ohio State, Sept. 23, 2017

A TEAM SCORED AT LEAST 60 POINTS

UNLV: 69 vs. Wyoming, Nov. 12, 2016
 OPP: 66 by Wyoming, Nov. 12, 2016

A PASS WAS COMPLETED FOR AT LEAST 70-79 YARDS

UNLV: 75 by Blake Decker to Devonte Boyd vs. UH, Nov. 7, 2015
 OPP: 71 by Craig Harrison to JoJo Natson at Utah State, Oct. 25, 2014

A PASS WAS COMPLETED FOR AT LEAST 80 YARDS OR MORE

UNLV: 94 by Armani Rogers to Devonte Boyd vs. Idaho, Sept. 9, 2017
 OPP: 92, by Anu Solomon to Austin Hill of UA, Aug. 29, 2014

AN INDIVIDUAL PASSED FOR AT LEAST 400 YARDS

UNLV: 401 by Jon Denton vs. SJSU, Nov. 22, 1997
 OPP: 469 by Brett Rypien of Boise State, Oct. 31, 2015

AN INDIVIDUAL PASSED FOR AT LEAST 500 YARDS

UNLV: 503 by Jon Denton vs. SDSU, Nov. 16, 1996
 OPP: 546 by Cody Ledbetter of NMSU, Nov. 18, 1995

AN INDIVIDUAL PASSED FOR AT LEAST 200 YARDS AND RUSHED FOR AT LEAST 100 YARDS

UNLV: 252 yards passing, 157 yards rushing by Kurt Palandech vs. Wyoming, Nov. 12, 2016
 OPP: 284 yards passing, 122 yards rushing by Eric Hisaw of Idaho, Sept. 17, 1994

AN INDIVIDUAL COMPLETED AT LEAST 30 PASSES

UNLV: 34 by Caleb Herring vs. Hawaii, Oct. 12, 2013
 OPP: 35 by Brett Rypien of Boise State, Oct. 31, 2015

AN INDIVIDUAL THREW AT LEAST FIVE INTERCEPTIONS

UNLV: 6 by Bob Stockham vs. USL, Nov. 20, 1993
 OPP: 5 by Dave Henigan of Pacific, Oct. 3, 1992

AN INDIVIDUAL INTERCEPTED AT LEAST THREE PASSES

UNLV: 3 by Ed Saignes vs. Idaho State, Oct. 13, 1984
 OPP: 3 by Darius Cunnigan of Pacific, Oct. 3, 1992

AN INDIVIDUAL HAD AT LEAST 10 RECEPTIONS

UNLV: 10 by Devonte Boyd vs. Wyoming, Nov. 12, 2016
 OPP: 10 by Thomas Sperbeck of Boise State, Oct. 31, 2015



Dalton Sneed's memorable 91-yard run came in the 2016 win over Fresno State

A TEAM PASSED FOR LESS THAN 100 YARDS

UNLV: 88 at Ohio State, Sept. 23, 2017
 OPP: 46 vs. Nevada, Reno, Nov. 29, 2014

A TEAM HAD TWO RECEIVERS WITH AT LEAST 100 YARDS

UNLV: 116 by Devonte Boyd and 105 by Aaron Criswell vs. Boise State, Oct. 31, 2015
 OPP: 114 by Tim Crawley and 104 by Tre Hartley of San Jose State, Oct. 29, 2016

AN INDIVIDUAL RUSHED FOR AT LEAST 200 YARDS

UNLV: 220 by Tim Cornett at Air Force, Nov. 21, 2013
 OPP: 206 by Jeremy McNichols of Boise State, Nov. 18, 2016

A RUN WENT FOR AT LEAST 50-59 YARDS

UNLV: 56 by Lexington Thomas vs. San Jose St., Sept. 30, 2017
 OPP: 56 by Paul Perkins of UCLA, Sept. 12, 2015

A RUN WENT FOR AT LEAST 60-69 YARDS

UNLV: 62 by Lexington Thomas vs. Idaho, Sept. 9, 2017
 OPP: 60 by Donnell Pumphrey vs. San Diego State, Nov. 21, 2015

A RUN WENT FOR AT LEAST 70-79 YARDS

UNLV: 76 by Kurt Palandech vs. Wyoming, Nov. 12, 2016
 OPP: 72 by Brian Hill of Wyoming, Nov. 28, 2015

A RUN WENT FOR 80 YARDS OR MORE

UNLV: 91 by Dalton Sneed vs. Fresno State, Oct. 1, 2016
 OPP: 83 by Tyler Ervin of San Jose State, Oct. 4, 2014

A TEAM RUSHED FOR AT LEAST 300 YARDS

UNLV: 345 vs. San Jose State, Sept. 30, 2017
 OPP: 318 vs. Nevada, Reno, Nov. 26, 2016

A TEAM RUSHED FOR LESS THAN 50 YARDS

UNLV: 33, vs. Air Force, Nov. 8, 2014
 OPP: 6 vs. Hawaii, Sept. 17, 2011

A TEAM HAD TWO RUNNERS WITH AT LEAST 100 YARDS

UNLV: 153 by RB Charles Williams and 147 by QB Dalton Sneed, vs. Fresno State, Oct. 1, 2016
 OPP: 141 by RB Donnell Pumphrey and 110 by RB Rashaad Penny of San Diego State, Oct. 8, 2016

2017 UNLV NUMERICAL ROSTER

NO	NAME	POS	HGT	WGT	CL-EX	HOMETOWN	HIGH SCHOOL/PREVIOUS SCHOOL(S)
1	Armani Rogers	QB	6-5	225	FR-RS	Los Angeles, CA	Hamilton HS
2	Mekhi Stevenson	WR	6-0	180	SO-1L	Lemon Grove, CA	Helix HS
3	Lexington Thomas	RB	5-9	170	JR-2L	Houston, TX	Benjamin Davis HS
4	Johnny Stanton	QB	6-2	245	SR-1L	R.S. Margarita, CA	Santa Margarita HS/Nebraska/Saddleback C.
5	Brian Keyes	LB	6-1	250	SR-1L	Surprise, AZ	Willow Canyon HS/Arizona/Scottsdale CC
6	Tykenzie Daniels	DB	5-9	190	FR-RS	Richmond, TX	Foster HS
7	Jericho Flowers	DB	5-10	175	SO-1L	Los Angeles, CA	Hamilton HS
7	Reggie Whitfield	DB	5-10	155	FR-HS	Corona, CA	Centennial HS
8	Charles Williams	RB	5-9	185	SO-1L	Fresno, CA	Bullard HS
9	Trevor Kanteman	TE	6-4	240	SR-1L	Simi Valley, CA	Royal HS/Illinois/LA Pierce College
10	Darren Woods Jr.	WR	6-0	220	SO-1L	Missouri City, TX	Elkins HS
11	Drew Tejchman	WR	5-11	185	FR-HS	Acworth, GA	North Cobb HS
13	Tim Hough	DB	5-11	185	JR-2L	Las Vegas, NV	Desert Pines HS
14	Kurt Palandech	QB	6-2	185	SR-2L	Plainfield, IL	North HS/North Dakota/Laney College
15	Soli Afalava	DB	6-2	205	SO-1L	Hau'ula, HI	Kahuku HS
15	Marckell Grayson	QB	6-0	200	FR-HS	Las Vegas, NV	Desert Pines HS
16	Javin White	LB/DB	6-2	195	SO-1L	Oakland, CA	McClymonds HS
17	Evan Austrie	DB	6-0	195	SO-1L	Valejo, CA	Valejo HS
17	Rasheem Parks	QB	6-0	215	SR-TR	Las Vegas, NV	Arbor View HS/Pima CC
18	Jeremy Clark	WR	6-2	195	FR-HS	La Mirada, CA	La Mirada HS
19	Mark Finau	DL	6-3	235	SR-2L	Valley Glen, CA	Cathedral HS/LA Valley College
20	Jameer Outsey	DL	6-3	240	JR-TR	Somerset, NJ	Franklin Township HS/Iowa/Mesa CC
21	Chauncey Scissum	DB	6-2	210	SR-TR	Henrietta, NY	Rush-Henrietta HS/Syracuse
21	Feena Phakasoum	DB	5-9	180	FR-HS	San Diego, CA	Mira Mesa HS
22	Demitrious Gibbs	DB	6-4	190	SO-TR	Chula Vista, CA	Chula Vista HS/Southwestern College
23	Greg Francis	DB	6-2	195	FR-HS	Las Vegas, NV	Bishop Gorman HS
24	Robert Jackson	DB	6-2	205	SR-1L	Fort Myers, FL	Lehigh Senior HS/College of the Sequoias
25	Gabe McCoy	LB	6-2	215	SO-1L	Pittsburg, CA	Pittsburg HS
26	Jocquez Kalili	DB	5-11	185	JR-TR	Las Vegas, NV	Desert Oasis HS/Arizona/Mesa CC
27	David Tate Jr.	LB	6-1	220	FR-RS	Fresno, CA	Edison HS
27	Dorian Naiditch	PK	5-4	155	SO-SQ	Carlisle, PA	Carlisle HS
28	Tariq Hollandsworth	RB	5-11	210	FR-HS	Sacramento, CA	Sacramento HS
29	Evan Owens	RB	6-1	215	JR-TR	Tracy, CA	Kimball HS/San Joaquin Delta College
29	Nic Wilson	DB	5-9	165	FR-HS	San Bernardino, CA	Cajon HS
30	Evan Pantels	P/PK	5-10	190	JR-1L	Suwanee, GA	Peachtree Ridge HS/Georgia St./Georgia Military
31	Kyle Moses	DB	5-9	180	FR-HS	San Diego, CA	Mater Dei Catholic HS
32	Daniel Gutierrez	P/PK	5-10	200	FR-HS	Los Angeles, CA	Granada Hills Charter HS
33	Dalton Baker	DB	5-11	185	JR-2L	Las Vegas, NV	Bishop Gorman HS
34	Rashad Walker	RB	6-2	215	FR-HS	Gurnee, IL	Warren Township HS
35	Xzaviar Campbell	RB	5-11	225	JR-2L	Bellaire, TX	Bellaire HS
36	Tyree Jackson	RB	5-8	175	FR-RS	Pensacola, FL	Booker T. Washington HS
37	Christian Minor	DB	5-9	200	FR-RS	North Las Vegas, NV	Canyon Springs HS
38	Ty'Jason Roberts	DB	6-0	195	JR-TR	West Los Angeles, CA	Hamilton HS/Arizona State
39	Daniel Godfrey	LB	5-8	230	FR-RS	Las Vegas, NV	Sierra Vista HS
40	Alonzell Hendersen	RB	5-10	145	FR-HS	Northridge, CA	Cleveland HS
41	Jamaal Neal	TE/H-B	6-1	250	FR-HS	South Gate, CA	South Gate HS
42	Salanoa-Alo Wily	DL	6-0	295	JR-2L	Laie, HI	Kahuku HS
43	Tim Holt	TE	6-2	230	SR-1L	Yorba Linda, CA	Yorba Linda HS/Fullerton College
44	Jacob Rominger	LB	6-2	230	JR-TR	Overland Park, KS	Blue Valley NW HS/Highland CC
45	Giovanni Fauolo	TE	6-2	250	FR-RS	Oakley, CA	Freedom HS
46	Noah Bean	TE	6-2	245	FR-HS	Simi Valley, CA	Grace Brethren HS
47	Trey Austin	DB	5-10	190	FR-HS	Bear, DE	Middletown HS
48	Bailey Laolagi	LB	6-1	220	JR-2L	Folsom, CA	Folsom HS
49	Aaron Borg	LB	6-1	240	JR-1L	Scottsdale, AZ	Saguaro HS/Utah
50	Kyler O'Halloran	LB	6-0	225	SR-1L	Kailua Kona, HI	Kealakehe HS/Ventura CC
51	Zack Singer	OL	6-2	320	JR-1L	Las Vegas, NV	Bishop Gorman HS/Kent State
52	JD Alexander*	LB	6-2	225	SO-TR	Los Angeles, CA	Basha HS/Arizona State
53	Farrell Hester II	LB	6-1	240	FR-HS	Las Vegas, NV	Bishop Gorman HS
54	Spencer Katoanga	LB	6-0	225	FR-HS	Oceanside, CA	El Camino HS/AFA Prep
55	Kyle Hollabaugh	LB	6-0	235	FR-HS	Seattle, WA	O'Dea HS
56	Roger Mann	DL	6-3	265	JR-TR	San Diego, CA	Rancho Bernardo HS/Palomar College

57	Joe Lang	LS	6-2	225	JR-1L	Pullman, WA	Pullman HS/Washington State
58	Nathan Guzman	LS	5-10	185	JR-TR	Whittier, CA	Bishop Amat HS/Mt. SAC
59	Rasheed Parks	DL	6-2	235	SR-TR	Las Vegas, NV	Arbor View HS/Pima CC
60	Andrew Erbes	OL	6-2	310	SR-1L	Scottsdale, AZ	Saguaro HS/Mesa College/Idaho
61	Angel Torres	DL	5-11	275	FR-RS	Las Vegas, NV	Desert Pines HS
62	Nate Oishi	OL	5-10	285	JR-2L	Honolulu, HI	Iolani HS
63	J'Ondray Sanders	OL	6-5	290	SR-2L	Henderson, NV	Basic HS
64	Nathan Jacobson	OL	6-5	280	JR-2L	Snohomish, WA	Snohomish HS
65	Donovan Outlaw	OL	6-4	290	FR-RS	Henderson, NV	Coronado HS
66	Ammir Aziz	DL	6-6	335	JR-1L	Las Vegas, NV	Durango HS
67	Jackson Reynolds	OL	6-0	275	FR-HS	Henderson, NV	Foothill HS
70	Sid Acosta	OL	6-1	305	JR-TR	Corona, CA	Centennial HS/Riverside City College
71	Justice Oluwaseun	OL	6-2	325	FR-HS	Richmond, TX	Foster HS
72	Matt Brayton	OL	6-3	310	FR-RS	Monrovia, CA	Bishop Amat HS
73	Ashton Morgan	OL	6-5	290	FR-HS	Chico, CA	Pleasant Valley HS
74	Julio Garcia II	OL	6-3	310	SO-1L	Las Vegas, NV	Bishop Gorman HS
75	Jaron Caldwell	OL	6-4	325	SO-1L	Las Vegas, NV	Bishop Gorman HS
76	Kyle Saxelid	OL	6-7	290	SR-3L	Elk Grove, CA	Cosumnes Oaks HS
77	Michael Chevalier	OL	6-3	300	SR-1L	San Diego, CA	Mt. Carmel HS/San Diego Mesa College
78	Justin Polu	OL	6-4	325	SO-1L	Henderson, NV	Silverado HS
79	Daniel Schoene	OL	6-6	310	FR-HS	Bakersfield, CA	Bakersfield HS
80	Brandon Presley	WR	6-0	180	SO-1L	Temecula, CA	Great Oak HS
81	Andre Collins Jr.	WR	6-4	205	FR-RS	Hacienda Heights, CA	Mater Dei HS
82	Elijah Trosclair	WR	6-3	200	SO-1L	Sacramento, CA	Sacramento HS
83	Devonte Boyd	WR	6-1	185	SR-3L	Henderson, NV	Basic HS
84	Kendal Keys	WR	6-4	205	JR-2L	San Diego, CA	Helix HS
85	Christian Clapp	WR	6-1	190	SR-2L	Honolulu, HI	Kaiser HS
86	Darren Palmer	WR	6-0	200	JR-TR	Lithia Springs, GA	Lithia Springs HS/CSN
86	Russell Shaw	WR	5-11	210	JR-TR	Los Angeles, CA	Hamilton HS/El Camino College
87	Antonio Zepeda	DL	6-6	280	SR-3L	Phoenix, AZ	Camelback HS
88	Cody Scherff	TE	6-6	250	JR-TR	Albert Lea, MN	Albert Lea Senior HS/Rochester CC
89	Brandon Gahagan	WR	5-11	175	FR-TR	Las Vegas, NV	Bishop Gorman HS/Oregon
90	Jalil Briley	DL	6-3	230	SO-SQ	Las Vegas, NV	Bonanza HS
91	Nate Neal	DL	6-3	230	FR-HS	Montclair, CA	Etiwanda HS
92	Rodney Jones	DL	6-3	250	FR-RS	Stockton, CA	Lincoln HS
93	Riley Erickson	P/PK	6-0	190	FR-HS	Chandler, AZ	Desert Vista HS
94	Kolo Uasike	DL	6-0	320	FR-HS	Mesa, AZ	Skyline HS
95	Jason "Pop" Fao	DL	6-0	310	SR-2L	Long Beach, CA	Long Beach Poly HS/Long Beach City College
96	Jalen Graves	DL	6-0	240	FR-HS	Las Vegas, NV	Desert Pines HS
97	Jamal Holloway	DL	6-3	225	FR-RS	Camden, NJ	Camden HS
98	Nick Dehdashtian	DL	6-1	290	SO-1L	R.S. Margarita, CA	Santa Margarita Catholic HS
99	Mike Hughes Jr.	DL	6-2	315	SR-3L	Las Vegas, NV	Palo Verde HS

UNLV PRONUNCIATION GUIDE

Soli Afalava (15)So-lee AH-fah-LAH-vah
Jaron Caldwell (75).....JERRIN
Xzaviar Campbell (35) X-ZAY-vee-er CAM-bull
Michael Chevalier (77)chev-VAHL-yay
Nick Dehdashtian (98)dah-DASH-tee-in
Jason Fao (95)FOW (rhymes with ow)
Giovanni Fauolo (45).....fow-OH-low
Mark Finau (19)FEE-now
Brandon Gahagan (89).....guh-HAY-gan
Kyle Hollabaugh (55).....HOL-la-bah
Tariq Hollandsworth (28).....tah-REEK
Tim Hough (13)HUFF
Jocquez Kalili (26).....jah-QUEZ kuh-LILLY
Trevor Kanteman (9).....CANT-ah-min
Spencer Katoanga (54).....CAT-toe-WAN-gah
Bailey Laolagi (48)lau-LONG-ee
Dorian Naiditch (27).....NAY-ditch

Nate Oishi (62).....oh-E-she
Justice Oluwaseun (71).....OLA-wah-SHOWN
Kurt Palandech (14)PAL-in-deck
Feena Phakasoum (21).....PAK-ah-soum
Justin Polu (78)PO-lew
J'Ondray Sanders (63)j-ON-dray
Kyle Saxelid (76)SAX-ah-lid
Daniel Schoene (79).....SHOW-nee
Chauncey Scissum (21).....SIS-um (C is silent)
Drew Tejchman (11).....TECK-min
Kolo Uasike (94).....CO-low WAH-skay
Javin White (16).....JAY-vin
Salanoa-Alo Wily (42)
 SAH-la-NO-ah AH-lo WHY-lee
Antonio Zepeda (87)zah-PED-ah

Coach Travis Burkett..... bur-KETT
Coach Cedric Cormiercor-MEER