

AZTEC FOOTBALL

SAN DIEGO STATE (7-4, 4-3 MWC)

S.4	Nicholls State	W	47 - 0
S.11	at New Mexico St.	W	41 - 21
S.18	at (rv/25) Missouri	L	24 - 27
S.25	Utah State [KGB-SS]	W	41 - 7
O.9	at Brigham Young*	L	21 - 24
O.16	(23/23) Air Force* [HC]	W	27 - 25
O.23	at New Mexico*	W	30 - 20
O.30	at Wyoming*	W	48 - 38
N.6	Colorado State*	W	24 - 19
N.13	at (3/3) TCU*	L	35 - 40
N.20	(25/24) Utah* [KM-RJ]	L	34 - 38
N.27	UNLV*	The Mtn. HD	5 p.m. PT

* - Mountain West Conference game. KGB-SS - KGB SkyShow. HC - Homecoming. KM-RJ - Kirk Morrison Replica Jersey Giveaway

AZTEC COACHING STAFF

Coach	Title	Gameday Location
Brady Hoke	Head Coach/Def. Line	F
Al Borges	Offensive Coordinator	B
Rocky Long	Defensive Coordinator	F
Jeff Hecklinski	Asst. HC/RBs/Recruiting Coord.	B
Dan Ferrigno	Tight Ends/Special Teams	F
Darrell Funk	Offensive Line	F
LeCharls McDaniel	Wide Receivers	F
Brian Sipe	Quarterbacks	F
Mark Smith	Linebackers	F
Tony White	Cornerbacks	B
Aaron Wellman	Strength & Conditioning	F

B - Press Box; F - Field.

INSIDE

Category	Page
Media Policies	2
Team/Individual Highlights	3
Connections	7
Brady Hoke Bio	16
Roster	18
Student-Athlete Bios	20
Depth Chart	29
Statistics	36
Last Time It Happened	53

The One and Only

San Diego State is the only FBS or FCS school in the country this season to produce a 3,000-yard passer (Ryan Lindley), two 1,000-yard receivers (Vincent Brown and DeMarco Sampson) and a 1,000-yard rusher (Ronnie Hillman). Both Hawai'i (FBS) and Elon (FCS) have three of the four.

SDSU Looking For Eighth Win

SDSU is looking for its eighth win of the season, a feat that hasn't happened on The Mesa since the 1996 squad went 8-3.

Close Losses

San Diego State's 7-4 record is impressive, but the Aztecs are not far away from owning a much better mark. SDSU has suffered two, controversial three-point losses at 25th-ranked Missouri (24-27) and Brigham Young (21-24), a four-point loss to No. 25/24 Utah (34-38) and a five-point setback at No. 3/3 TCU (35-40). San Diego State's average margin of defeat of 3.75 points is tied with Iowa (also, four losses by a total of 15 points) for the smallest margin of defeat among all FBS teams in 2010.

■ GAME INFORMATION

UNLV (2-9; 2-5 Mountain West) at
(--/rv) San Diego State (7-4; 4-3 Mountain West)

SENIOR NIGHT

Date: Saturday, Nov. 27, 2010
Kickoff: 5:00 p.m. PT (announced)/5:06 p.m. PT (kickoff)
Location: San Diego, Calif. | **Stadium:** Qualcomm Stadium
Capacity: 54,000
Series: San Diego State leads, 11-8
Television: The Mtn. HD. Ari Wolfe (play-by-play), Blaine Fowler (analyst) and Jenny Cavnar (sidelines)
Radio: AM 600 KOGO. Ted Leitner (play-by-play), Chris Elio (analyst), Mike Costa (sidelines)
Internet: Live stats, radio broadcast and SDSU postgame news conference available at GoAztecs.com.



UNLV
REBELS
2-9; 2-5 Mountain West

Ranking (AP/Coaches): --/--
Coach: Bobby Hauck
Alma Mater: Montana '88
Career Record: 82-26/8th
School Record: 2-9/1st
vs. San Diego State: 0-0
SID: Mark Wallington
Website: UNLVRebels.com

Next Game: at Hawai'i
Dec. 4 | 7:30 p.m. PT



SAN DIEGO STATE
AZTECS
7-4; 4-3 Mountain West

Ranking (AP/Coaches): --/rv
Coach: Brady Hoke
Alma Mater: Ball State '82
Career Record: 45-50/8th
School Record: 11-12/2nd
vs. UNLV: 0-1
SIDs: Mike May/Peggy Curtin
Website: GoAztecs.com

Next Game: Bowl Game
TBD

SDSU LOOKS TO SEND SENIORS OUT IN STYLE; PLAYS UNLV IN REGULAR-SEASON FINALE ON SAT.

San Diego State looks to pay tribute to a senior class that has helped guide the Aztecs to bowl eligibility for the first time since 1998 and has a chance to post the most victories in a season since 1977 on Saturday.

The Aztecs (7-4; 4-3 MWC) play host to UNLV (2-9; 2-5 MWC) in what will be the final regular-season game for 17 San Diego State seniors.

The game will be televised in high definition by The Mtn. and can be heard throughout Southern California on AM 600 KOGO.

The Aztecs are looking to snap their first two-game losing streak of the season. Last Saturday, for the second consecutive week, San Diego State was unable to hold a double-digit lead against a nationally-ranked opponent, suffering its first home loss of the season to 25th-ranked Utah, 38-34.

SDSU exploded for 528 passing yards, the fifth-highest total in school history and the most since Nov. 16, 1991. The Aztecs built a 27-10 lead late in the second quarter, but were unable to overcome a -3 turnover margin and a blocked punt inside its own five-yard line.

Junior quarterback Ryan Lindley passed for a career-high 528 yards and four touchdowns and Aztec senior wide receivers Vincent Brown (eight catches, career-high 184 yards, three touchdowns) and DeMarco Sampson (season-high 12 catches, 154 yards) each went over 1,000 receiving yards for the season.

Junior linebacker Miles Burris had eight tackles and a tackle for a loss and senior Aztec back Andrew Preston added seven stops and a tackle for a loss to spearhead a defensive effort that forced the Utes to punt five times and held the Utes to 4-for-14 on third-down conversion attempts.

It was the fourth hard-fought loss for the Aztecs this season. San Diego State is left to wonder what could have been, with the four losses coming by a total of 15 points. Among those four losses are three that occurred on the road, three that came to teams currently ranked 23rd or higher by the Associated Press and two games in which San Diego State enjoyed fourth-quarter leads.

Saturday marks the final regular-season appearance at Qualcomm Stadium for 17 seniors (there are 19 on the roster, but defensive back Dey Juan Hemmings and tight end Alston Umuolo are petitioning the NCAA to receive a medical redshirt and plan to return next season, and will not take part in pregame senior ceremonies). This class has been part of the biggest turnarounds in college football during their time at SDSU, helping guide the Aztecs from records of 3-9 (2006), 4-8 (2007), 2-10 (2008) and 4-8 (2009) in consecutive campaigns to a 7-4 mark entering play on Saturday. In 2008, the team was outscored by 215 points and lost seven games by 25 or more points. This season, those seniors will end their career by playing in a bowl game.

SDSU 2010 SENIOR CLASS (17)

Davon Brown, No. 30, RB/KOR	
Vincent Brown, No. 80, WR	■
Doug Deakin, No. 17, WR/HO	
Andy Gregorin, No. 1	inj.
Trask Iosefa, No. 50, C	■
Ernie Lawson, No. 99, DE	■
Darryn Lewis, No. 3, DB	■
Josh O'Brien, No. 10, TE	
Jose Perez, No. 15, DB	inj.
Andrew Preston, No. 22, AZT	■
Tom Rische, No. 72, OL	inj.
DeMarco Sampson, No. 1, WR	■
Bryan Shields, No. 29, PK	
Brandon Sullivan, No. 32, FB/TB	■
Jacob Tauanuu, No. 47, DE	■
B.J. Williams, No. 90, DE	inj.
Marcus Yarbrough, No. 52, MLB	inj.

Players in red are team captains.

■ - Player expected to start the game.

Note: DB Dey Juan Hemmings and TE Alston Umuolo will not take part in senior ceremonies on Saturday. Both were injured early in the season and will be applying to the NCAA to receive a medical hardship.

AZTEC MEDIA RELATIONS

Ph./Fax: 619-594-5547/619-582-6541
 Overnight Address:
 Aztec Athletics Center, Suite 3014
 5302 55th Street
 San Diego, CA 91982-4309

Mike May* Asst. AD/MRD
 E-mail: mmay@mail.sdsu.edu
 Cell: 619-957-8372

Peggy Curtin* Assistant MRD
 E-mail: mcurtin@mail.sdsu.edu
 Cell: 619-540-6146

Dave Kuhn Assistant MRD
 E-mail: dkuhn@mail.sdsu.edu

Jamie McConeghy Assistant MRD
 E-mail: jmcconeg@mail.sdsu.edu

Darin Wong Assistant MRD
 E-mail: dwong@mail.sdsu.edu

Andrea Rogers Adm. Assistant
 E-mail: arogers@mail.sdsu.edu
 * - primary football contacts

AZTEC WEEKLY LUNCHEON

Each Tuesday during the football season, SDSU holds a media luncheon in the football recruiting lounge of the Aztecs Athletic Center. The luncheon begins at **11:40 a.m.** with food being served, followed by coach Hoke addressing the media at **noon**. Select players follow. The news conference is carried live on the official athletic department website, GoAztecs.com.

MWC TELECONFERENCE

Weekly teleconferences featuring San Diego State coach Brady Hoke and the other eight Mountain West Conference head coaches are scheduled every Tuesday, beginning Aug. 31 through Nov. 23.

This service is for accredited members of the media only. For more information contact the SDSU or MWC media relations office.

WEEKLY SCHEDULE

9:00 a.m. Moderator opens call
 9:02 a.m. Kyle Whitingham, Utah
 9:12 a.m. Steve Fairchild, CSU
 9:22 a.m. Troy Calhoun, Air Force
 9:32 a.m. Brady Hoke, SDSU
 9:42 a.m. Gary Patterson, TCU
 9:52 a.m. Dave Christensen, UW
 10:02 a.m. Bronco Mendenhall, BYU
 10:12 a.m. Mike Locksley, UNM
 10:22 a.m. Bobby Hauck, UNLV

MEDIA OPPORTUNITIES

WEEKLY MEDIA SCHEDULE (as of Monday, Nov. 22)

All practices are closed to both the public and the media with the lone exception being the first half hour of Tuesday's workout (media only). Members of the media planning to attend Tuesday's practice will need to call the media relations office to be placed on a list to gain access to the practice fields.

Post-practice interview requests should be submitted to the San Diego State media relations office no later than 10 a.m. on the day of the potential interview. Other interview requests must be made at least 24 hours in advance.

Red indicates a show that Brady Hoke and/or SDSU football players appear on. Green indicates media opportunity for television network broadcasting Saturday game. * - indicates event is simulcast live on GoAztecs.com. ^-indicates quotes from event will be available on GoAztecs.com.

SUNDAY:

- ▶ 7 p.m. PT – Brady Hoke informal meeting with the media to review Saturday's game at a location TBD (RSVP with the SDSU media relations office by Sunday morning at 10 a.m. PT).
- ▶ SDSU highlights/postgame sound available on Dragonfly System. Contact the media relations office for details.
- ▶ Media outlets from outside the San Diego market who would like to speak to coach Hoke should submit their requests no later than 2 p.m. PT on Sunday, as Hoke will not be available, except briefly in person, after Monday.

MONDAY:

- ▶ NO PRACTICE. All SDSU student-athlete features should take place on this day. Outside of this window, student-athletes will only be available at Tuesday's news conference or briefly after Tuesday's practice.
- ▶ Evening – Aztecs Now posted on goaztecs.com.

TUESDAY: FINAL DAY OF STUDENT-ATHLETE AVAILABILITY FOR THE WEEK

- ▶ 9:32 a.m. – 9:42 a.m. PT – Brady Hoke on MWC conference call. Contact the SDSU media relations office for details. This is the best opportunity for out of town media to get interviews with Brady Hoke.
- ▶ ^*Noon PT – Brady Hoke weekly news conference (Aztec Athletics Center, 2nd floor recruiting lounge). Tuesday's news conference will preview the upcoming game.
- ▶ ^*12:20 p.m. PT – SDSU student-athlete news conference (Aztec Athletics Center, 2nd floor recruiting lounge).
- ▶ 3:45 p.m. PT – 4:15 p.m. PT – Media who cover SDSU athletics on a regular basis are allowed to attend and shoot the first 30 minutes of practice.
- ▶ TBD – Post-practice interviews (Aztec Athletics Center, 2nd floor recruiting lounge). Student-athletes available for a brief time after practice. Players who participated in the news conference are not available post-practice.
- ▶ San Diego State news conference available on Dragonfly System (contact SDSU media relations for details).

WEDNESDAY:

- ▶ TBD – Post-practice interviews (Aztec Athletics Center, 2nd floor recruiting lounge). Brady Hoke and assistant coaches available upon request after practice. Very limited availability for Coach Hoke due to his radio show.
- ▶ *7 p.m. – 8 p.m. PT – The Brady Hoke Show on AM 600 KOGO live from the Claim Jumper in La Mesa.

THURSDAY: FINAL DAY OF BRADY HOKE AVAILABILITY

- ▶ Noon PT – Conference call for TV crew producing Saturday's game, ROAD GAMES ONLY. Available only if requested in advance and must be setup by television crew.
- ▶ TBD – Post-practice interviews (Aztec Athletics Center, 2nd floor recruiting lounge). Brady Hoke and assistant coaches available upon request after practice.

FRIDAY: NO MEDIA AVAILABILITY

- ▶ Noon PT – TV crew producing Saturday's game, HOME GAMES ONLY. Available only if requested in advance and will be conducted in person, on campus.

SATURDAY:

- ▶ Postgame availability only. The SDSU locker room is closed at all times for both home and road games. For home games, all interviews will take place in the postgame interview room (top of Ramp A). For road games, interviews will take place at a designated area adjacent to the locker room. Please submit interview requests to a member of the SDSU media relations office by the mid-way point of the fourth quarter.

BRADY HOKE RADIO SHOW



For the second year in a row, the San Diego State athletic department and Claim Jumper have partnered up to host the "Aztec Coaches Show" with head coach Brady Hoke. The show, which will air Wednesdays from 7-8 p.m. on the home of Aztec athletics, AM 600 KOGO, will be held at the Claim Jumper restaurant in La Mesa's Grossmont Center. Chris Ello, one of the voices of the Aztecs and former letterwinner with the SDSU baseball team, will host the show, which can also be heard on www.GoAztecs.com.

AZTECS NOW ONLINE



Aztecs Now Online, a weekly show featuring San Diego State athletics, is set to premiere on Monday, Aug. 30. The show will be posted every Monday night during the season exclusively on GoAztecs.com.

Hosted by Mike Costa, the sideline reporter for SDSU football broadcasts, Aztecs Now Online will highlight head coach Brady Hoke, a football student-athlete and an Aztec Olympic sport.

Each episode will include a review of the previous week's game and a preview of the upcoming contest as well as an Olympic sport feature, which gives fans an in-depth look at one of SDSU's other 17 sports on campus.

TEAM QUICK NOTES

- ▶ At 7-4, San Diego State has its most victories in its last 12 seasons, dating back to the 1998 squad which went 7-5. The Aztecs have not enjoyed a season with at least eight wins since 1996 and a victory on Saturday and in the bowl game would mark the first time SDSU has posted at least at nine victories in a campaign since the 1977 squad went 10-1. San Diego State has not won nine or more game in the Western Athletic Conference (1978-98) or Mountain West Conference (1999-current) eras.
- ▶ With seven victories this year, San Diego State has surpassed its victory total from the last 11 seasons (since the 1998 team won seven games) and has matched or surpassed its win total from the previous 13 seasons (since the 1996 team won eight games).
- ▶ With four Mountain West Conference victories, San Diego State has matched its most MWC victories in the 12-year history of the league (also won four league games in 2002 and 2005). A victory on Saturday would give the Aztecs a fifth conference victory for the first time in the MWC era and the first time in since the 1998 squad posted a 7-1 mark, en route to tying for the Western Athletic Conference title.
- ▶ With four conference victories, San Diego State has surpassed its league win total from the past four seasons (since the 2005 squad finished 4-4) and matched or surpassed the win total from the previous 11 seasons (since the 1998 squad went 7-1 in the WAC).
- ▶ San Diego State's seven wins in 11 games (7-4) this season equals the total number of victories the Aztecs had in their 28 games prior to 2010 (7-21).
- ▶ San Diego State's four conference victories this season in seven outings (4-3) equals the total number of wins the Aztecs had in their 20 MWC games prior to 2010 (4-16).
- ▶ San Diego State received points in the coaches poll for the fifth consecutive week. Last month, the Aztecs snapped a streak of 102 consecutive weeks of polls in which they did not receive a vote. Currently, the Aztecs have four points in the *USA Today* Coaches' Poll, placing them in a tie for 36th. The last time the Aztecs were ranked in the Associated Press poll was Nov. 7, 1995, when SDSU was rated No. 25.
- ▶ Looking for a quick barometer of how improved San Diego State is? The Sagarin Ratings, one of the components of the BCS formula, shows the dramatic improvement during the Brady Hoke era. In 2008, the year before Hoke's arrival, San Diego State finished 136th in the ratings (55.43). Last season, the Aztecs were 103rd in the final ratings (62.52). This season, SDSU is currently ranked 47th with a rating of 74.27.
- ▶ San Diego State's 7-4 start is impressive, but the Aztecs are not that far away from owning a much better record. San Diego State has suffered two, three-point road losses at 25th-ranked Missouri (24-27) and at Brigham Young (21-24), a five-point loss at third-ranked TCU (35-40) and a four-point loss to 25th-ranked Utah (38-34). Two of those four games featured a very controversial call - or no call. At Missouri, San Diego State led, 24-20, in the final minute of the game when the Tigers completed a short pass that resulted in a 68-yard touchdown. Replays showed that an apparent block in the back at the line of scrimmage that sprang the play was not called. In the contest at Brigham Young, the Aztecs forced a third-quarter fumble that was not called despite video evidence to the contrary. The Cougars went onto score a touchdown on the drive.
- ▶ San Diego State's average margin of defeat of 3.75 points (four losses by a total of 15 points) is tied with Iowa (also, four losses by 15 points) for the smallest margin of defeat among all FBS teams in 2010. Rounding out the top six are Virginia Tech 4.00 (eight points in two losses), Navy 4.67 (14 points in three losses), West Virginia 4.67 (14 points in three losses) and Nebraska 5.00 (10 points in two losses). Dating back to last season, San Diego State's last five losses have been by five points or less.
- ▶ Of the 22 new coaches that took over FBS programs prior to the 2009 campaign, Brady Hoke ranks fourth when comparing his current record to that of the school's record two years before his arrival. Using

MOUNTAIN WEST CONFERENCE

Rk. Team	MWC	PF	PA	W-L	PF	PA
1. TCU	7-0	276	58	11-0	454	120
2. Utah	6-1	256	140	9-2	410	222
3. BYU	5-2	210	131	6-5	272	240
4. Air Force	5-3	232	191	8-4	387	267
5. SDSU	4-3	219	200	7-4	372	260
6. UNLV	2-5	140	245	2-9	204	409
7. CSU	2-6	143	276	3-9	198	416
8. New Mexico	1-6	122	298	1-10	173	466
9. Wyoming	1-7	169	244	3-9	230	364

MWC Upcoming Games/Results

▶ **Thursday, November 18**

*Air Force 35, at UNLV 20

▶ **Saturday, November 20**

*at Wyoming 44, Colorado State 0

*at BYU 40, New Mexico 7

***Utah 38, at San Diego State 34**

▶ **Saturday, November 27**

*BYU at Utah, 1:30 p.m. MT

*TCU at New Mexico, 2 p.m. MT

***UNLV at San Diego State, 5 p.m. PT**

SDSU Non-Conference Opponents













Team	Conf.	PF	PA	W-L	PF	PA
Nicholls State	2-4	115	199	3-7	194	362
New Mexico St.	1-6	101	276	2-8	184	415
Missouri	5-2	178	119	9-2	329	175
Utah State	2-5	150	250	4-7	250	355

▶ **Saturday, November 20**

Missouri at Kansas, 11:30 a.m. CT

Hawai'i at New Mexico State, 1 p.m. MT

2010 SCHEDULE/RESULTS

Date	Opponent	Site	TV	Result/Time	Series	Note
Sept. 4	 NICHOLLS STATE Colonels	San Diego, Calif. Qualcomm Stadium		W, 47-0	SDSU, 1-0	Aztecs' 1st 50 win since 2004 Widest margin of victory since '96
Sept. 11	 at New Mexico State Aggies	Las Cruces, N.M. Aggie Memorial Stadium	ESPN3.com/ 4SD	W, 41-21	SDSU, 8-1-1	Hillman rushes for 150 yds., 4 TD SD snap 14-game NC road L strk
Sept. 18	 at (-/25) Missouri Tigers	Columbia, Mo. Memorial Stadium	PPV	L, 24-27	Mizzou, 3-0	Hillman rushes for 228 yds., 2 TD MU GW TD with 51 seconds left
Sept. 25	 UTAH STATE Aggies	San Diego, Calif. Qualcomm Stadium		W, 41-7	SDSU, 10-1	V. Brown: 5 rec., 177 yds., 2 TDs Lindley: 17-of-24, 362 yds., 3 TDs
Oct. 9	 at Brigham Young Cougars	Provo, Utah LaVell Edwards Stadium	The Mtn./ 4SD	L, 24-21	BYU, 28-7-1	ToP: BYU 45:01, SDSU 14:59 Aztecs can't overcome 14-0 deficit
Oct. 16	 (23/23) AIR FORCE Falcons	San Diego, Calif. Qualcomm Stadium	CBS College	W, 27-25	AFA, 19-10	Hillman rushes for 191 yds., 2 TD SDSU: First ranked win since '96
Oct. 23	 at New Mexico Lobos	Albuquerque, N.M. University Stadium	The Mtn./ 4SD	W, 30-20	SDSU, 22-15	Aztec defense forces 8 3-&-outs Sampson: 7 rec., 127 yds., 2 TDs
Oct. 30	 at Wyoming Cowboys	Laramie, Wyo. War Memorial Stadium	The Mtn./ 4SD	W, 48-38	Wyo., 17-15	SDSU explodes for 21, 4th-qtr. pts. Sampson: 7 rec., 175 yds., 2 TDs
Nov. 6	 COLORADO STATE Rams	San Diego, Calif. Qualcomm Stadium	The Mtn.	W, 24-19	SDSU, 17-13	SDSU is 5-1 in last 6 vs. CSU; Burris: 10 tkl, 4 TFL, 2 Sacks, 2 FF
Nov. 13	 at (3/3) TCU Horned Frogs	Fort Worth, Texas Amon G. Carter Stadium	VERSUS	L, 35-40	TCU, 6-0	Aztecs built a 14-0 lead and out-scored TCU 21-6 in second half
Nov. 20	 (25/24) UTAH Utes	San Diego, Calif. Qualcomm Stadium	The Mtn.	L, 34-38	Utah, 17-12-1	SDSU led by 17 twice, but own -3 TO margin; Lindley: 528 yds, 4 TD's
Nov. 27	 UNLV Rebels	San Diego, Calif. Qualcomm Stadium	The Mtn.	5 p.m. PT	SDSU, 7 11-8	SDSU 3-game series winning strk snapped in '09 at Vegas (24-28)

AZTECS vs. UNLV

UNLV (2-9; 2-5 MWC)

S.4	vs. #12 Wisconsin	L	21-41
S.11	at #20 Utah*	L	10-38
S.18	at Idaho	L	7-30
S.25	vs. New Mexico*	W	45-10
O.2	vs. #25 Nevada	L	26-44
O.9	at West Virginia	L	10-49
O.16	at Colorado St.*	L	10-43
O.30	vs. #4 TCU*	L	6-48
N.6	at BYU*	L	7-55
N.13	vs. Wyoming*	W	42-16
N.18	vs. Air Force*	L	20-35
N.27	at San Diego State*		
D.4	at Hawai'i		

* - Mountain West Conference game.

STATISTICAL COMPARISON

San Diego State Averages & NCAA Rankings

Category	Avg.	NR	CR
Rushing Offense	142.55	80	5
Passing Offense	293.27	12	1
Total Offense	435.82	25	3
Scoring Offense	33.82	24	3
Rushing Defense	148.36	54	3
Pass Eff. Defense	112.91	19	2
Total Defense	362.09	56	5
Scoring Defense	23.55	48	5
Net Punting	36.73	55	3
Punt Returns	6.72	82	8
Kickoff Returns	19.65	102	9
Turnover Margin	-.55	93	7
Pass Defense	213.73	57	6
Pass Efficiency	139.31	36	4
Sacks	2.27	40	2
Tackles for Loss	7.64	4	1
Sacks Allowed	.82	9	4

UNLV Averages & NCAA Rankings

Category	Avg.	NR	CR
Rushing Offense	107.64	108	9
Passing Offense	168.36	102	7
Total Offense	276.00	119	9
Scoring Offense	18.55	110	7
Rushing Defense	223.82	118	8
Pass Eff. Defense	154.13	113	8
Total Defense	423.82	95	7
Scoring Defense	37.18	112	8
Net Punting	33.20	109	8
Punt Returns	6.77	81	7
Kickoff Returns	22.72	44	7
Turnover Margin	.00	54	4
Pass Defense	200.00	39	4
Pass Efficiency	117.32	94	7
Sacks	1.00	112	8
Tackles for Loss	3.73	117	9
Sacks Allowed	2.91	103	8

games ahead and games back from baseball, Iowa State's Paul Rhodes, Syracuse's Doug Marrone and Washington's Steve Sarkisian are tied for first at +6.5, followed by Brady Hoke, Army's Rich Ellerson and Auburn's Gene Chizik at +5.5. Hoke and SDSU has won all four games this season against second-year coaches, claiming wins over New Mexico State's DeWayne Walker, Utah State's Gary Andersen, New Mexico's Mike Locksley and Wyoming's Dave Christensen.

► **TOTAL OFFENSE:** San Diego State ranks 25th in the country in total offense (435.82) and 24th in scoring offense (33.82)... The Aztecs have four, 40-point games this season and have scored 21 or more points in 12 consecutive games for the first time since a streak of 14 straight from Nov. 25, 1989 to Sept. 14, 1991... The Aztecs have committed two turnovers or less in 15 of their last 19 games... The offense has committed just 18 turnovers to date (SDSU has three turnovers on punt returns), meaning San Diego State has an offensive turnover once every 48.0 offensive plays... San Diego State has posted 440 or more yards of total offense in seven of 11 games this season and in eight of its last 12 games dating back to last year (prior to this stretch, SDSU did it once in the previous 11 games)... San Diego State has 372 points this season, 92 more than the Aztecs had in all of 2009 (280) and more than what SDSU posted in all of 2006 (170) and 2008 (231).

Season	PPG	Yards Per Game	Yards Per Play	30+ Pt. Gms.
2008 (previous staff)	19.3	312.4	4.8	3
2009 (Hoke, Borges & Co., year 1)	23.3	341.9	5.3	3
2010 (Hoke, Borges & Co., year 2)	33.8	436.2	6.7	7

► **OFFENSIVE RUSHING:** San Diego State ranks 80th nationally in rushing offense (142.55), T-25th in rushing touchdowns (24) and 47th in rushing yards per carry (4.52)... San Diego State has already surpassed its team rushing total from the 2009 (940), 2008 (878), 2007 (1,247) and 2006 (1,430) seasons ... With 24 rushing touchdowns in 10 games this season, the Aztecs have more rushing touchdowns than they did in the 26 games prior to this season (includes in every game from the 2008 and 2009 seasons)... Last season, the Aztecs rushed for eight touchdowns in 12 games... Against Brigham Young, San Diego State's streak of consecutive games with at least 100 yards rushing was snapped at five games (it was the longest streak since Nov. 25, 2006 through Sept. 22, 2007)... Freshman running back Ronnie Hillman became the first Aztec player to rush for 1,000 yards since Lynell Hamilton rushed for 1,087 in 2003... He also became just the third SDSU freshman to break 1,000 yards (Hamilton, 2003 and Marshall Faulk, 1991).

Season	Rushing YPG	Rushing YPC	100-Yard Games	Rushing TDs
2008 (previous staff)	73.2	3.1	2	11
2009 (Hoke, Borges & Co., year 1)	78.3	2.9	4	8
2010 (Hoke, Borges & Co., year 2)	142.9	4.5	4	24

► **OFFENSIVE PASSING:** San Diego State ranks 12th nationally in passing offense (293.27) and first in yards per completion (15.81) (minimum 146 attempts)... The Aztecs have five, 300-yard passing games this season, including a 528-yard performance against 25th-ranked Utah last week... The 528 passing yards are the fifth most in school history and the most since Nov. 16, 1991 (against Brigham Young)... The Aztecs have 19 passing touchdowns in their last eight games, including four touchdowns vs. No. 25 Utah and three passing TDs against Utah State, at Brigham Young and at Wyoming... At Wyoming, SDSU had four pass plays of 47 or more yards... On the season, the Aztecs have 17 pass completions for 40 or more yards... Last week, seniors Vincent Brown and DeMarco Sampson each passed 1,000 yards in receiving for the year, becoming the fourth pair of Aztec teammates to accomplish that and the first SDSU duo since J.R. Tolver and Kassim Osgood in 2002.

Season	Passing Efficiency	Passing YPG	Yds. Per Comp.	Passing TDs
2008 (previous staff)	111.0	239.3	10.59	16
2009 (Hoke, Borges & Co., year 1)	125.5	263.6	12.86	25
2010 (Hoke, Borges & Co., year 2)	139.3	293.3	15.81	22

► **TOTAL DEFENSE:** San Diego State ranks 48th nationally in scoring defense (23.55), 56th in total defense (362.09), fourth in tackles for loss (7.64), 20th in third-down conversion defense (35.20) and 22nd in yards allowed per play (4.83)... San Diego State has held two of its 11 opponents to seven points or fewer this season equaling the total times that occurred in the previous 60 games... In 44 quarters this year, only 10 times has SDSU allowed multiple scores... San Diego State's defensive numbers are a bit skewed due to the fact that the unit defended 267 plays in the Brigham Young, Air Force and TCU games (85 at Brigham Young, 92 vs. Air Force, 90 at TCU)... The defensive turnaround that occurred at San Diego State during the last two seasons is nothing short of remarkable (see numbers below)... It is especially impressive when one considers that the Aztecs have played without seven defensive players due to injury that would be in the starting lineup or seeing significant action (Demetrius Barksdale, Brandon Davis, Dey Juan Hemmings, Romeo Horn, Jose Perez, B.J. Williams and Marcus Yarborough)... The best indication of how well they have played is the No. 22 national ranking in yards allowed per play (4.83).

Season	Opp. PPG	Yards Per Game	Yards Per Play	30+ Pt. Gms.
2008 (previous staff)	37.2	460.8	6.2	8
2009 (Hoke, Long & Co., year 1)	30.5	382.0	5.4	6
2010 (Hoke, Long & Co., year 2)	23.5	362.5	4.8	3

► **DEFENSIVE RUSHING:** San Diego State is 54th nationally in rushing yards allowed (148.36) and 34th in yards per carry (3.69)... San Diego State had a streak of nine straight games without allowing a 100-yard rusher broken against Brigham Young... SDSU has allowed four, 100-yard rushers this season (in 2008, the year before head coach Brady Hoke and defensive coordinator Rocky Long arrived at SDSU, the Aztecs allowed nine 100-yard rushers)... Of the 1,636 rushing yards allowed by SDSU this season, 809 yards came

in consecutive games against Brigham Young and Air Force, and later at No. 3 TCU... In the other eight games this season, the Aztecs have allowed 103.4 rushing yards per game.

Season	Opp. Rushing YPG	Rushing YPC	100-Yard Games	Rushing TDs
2008 (previous staff)	247.5	5.1	9	35
2009 (Hoke, Borges & Co., year 1)	165.5	3.9	2	23
2010 (Hoke, Borges & Co., year 2)	148.7	3.7	4	15

► **DEFENSIVE PASSING:** San Diego State is 19th in pass efficiency defense (112.91), fifth in opponent completion percentage (52.09), (trailing only Virginia Tech (47.99), TCU (48.40), Nebraska (49.83), Miami (Fla.) (50.00) and Alabama (51.89)), and 23rd in yards per attempt (6.15)... The Aztecs have held their opponents to a 50 percent or less completion percentage in six of 11 games this season... SDSU had an interception in eight consecutive games broken against Utah last week... The streak was the second longest active streak nationally entering the game and marked SDSU's longest streak with an interception since a string of 11 straight contests from Dec. 2, 2006 until Nov. 17, 2007... San Diego State has allowed just 1,699 yards passing in the last eight games (212.4 yards per game)... Prior to the contest against Colorado State, the Aztecs had gone five consecutive games without allowing 200 passing yards for the first time since a five-game stretch from Sept. 13, 2008 until Oct. 18, 2008.

Season	Opp. Passing Efficiency	Passing YPG	Yds. Per Att.	Passing TDs
2008 (previous staff)	151.5	213.2	8.2	21
2009 (Hoke, Borges & Co., year 1)	129.2	216.5	7.5	15
2010 (Hoke, Borges & Co., year 2)	112.9	213.7	6.2	16

► **SPECIAL TEAMS:** San Diego State is third in the Mountain West Conference in kickoff coverage and has a league-best 26 kickoffs for touchbacks, courtesy of junior place-kicker Abel Perez... Senior punter Brian Stahovich continues to be one of the top punters in the country, leading the league with a 45.70 yards per punt average (seventh nationally)... Perez has made 15-of-20 field goal attempts on the season (last year the Aztecs were 10-for-17 in FGA)... He has made six straight and eight of his last nine field goal attempts.

INDIVIDUAL QUICK NOTES



► Freshman **Ronnie Hillman** became just the third Aztec freshman to rush for 1,000 yards and became the first SDSU player in any class to break the century mark in a season since 2003. He is currently 17th nationally and second among the freshman class in rushing yards per game at 104.73. He already has a 200-yard rushing game and four 150-yard rushing games and at least one rushing touchdown in eight of his 11 career outings. He has the most rushing yards by an Aztec player since Larry Ned posted 1,549 yards in 2001 and his 1,113 yards this season currently rank 10th on the school's all-time single-season chart (he needs 73 yards to move up three positions into seventh place). His season total ranks second in school history, trailing only Marshall Faulk's 1991 debut of 1,429 yards. Hillman needs 76 yards to become the MWC's all-time leading freshman rusher, passing Brigham Young's Harvey Unga's 2007 total of 1,227 yards. His 228 rushing yards against Missouri were the most in the country that day and are the 14th-highest total in the country this season. His 93-yard rush against Missouri is the second longest in the nation this season and his 75-yard scamper against the Tigers is the 36th-longest rush.



► Senior **Vincent Brown** continued his stellar senior campaign last week, posting his fifth 100-yard game in his last eight outings. VJ had eight catches for a career-high 184 yards and three touchdowns. In his last eight games, Brown now has 41 receptions for 958 yards and eight touchdowns. Through 11 games this season, he has 56 catches for 1,113 yards and eight touchdowns. He is currently seventh nationally and first in the Mountain West in receiving yards per game, at 101.18. Brown has 21 career TD receptions and in the last seven games has caught scoring strikes of 90, 82, 65, 36, 35, 33, 11 and 10 yards. He has 2,871 career receiving yards which is fifth in school history (needs 26 yards to move into third place all time) and sixth among active FBS players. Brown has 12, 100-yard receiving games, which is second all-time at SDSU (J.R. Tolver - 13). Brown has caught five or more passes in eight of the 11 games this season and has at least three catches in all 11 contests. A big play receiver, Brown ranks third nationally in yards per reception at 19.88. He has six catches for 50 or more yards this season.

NCAA FBS RUSHING YDS/FR. CLASS

Rk.	Name, School	YPG
1.	Marcus Lattimore, So. Carolina	106.60
2.	Ronnie Hillman, SDSU	104.73
3.	James White, Wisconsin	89.50
4.	Taylor Martinez, Nebraska	88.55
5.	Orleans Darkwa, Tulane	86.00

MWC RUSHING YARDS/FRESHMAN

Rk.	Name, School	Season	Yards
1.	Harvey Unga, BYU	2007	1,227
2.	Ronnie Hillman, SDSU	2010	1,152
3.	DonTrell, Moore, UNM	2002	1,134
4.	Lynell Hamilton, SDSU	2003	1,087
5.	Wynel Seldon, Wyo.	2005	871

SDSU CAREER RECEIVING YARDS

Rk.	Name	Yards	Need
1.	J.R. Tolver, 1999-02	3,572	701
2.	Darnay Scott, 1991-93	3,139	268
3.	Will Blackwell, 1994-96	2,896	25
4.	Jeff Webb, 2001-05	2,890	19
5.	Vincent Brown, 2007-10	2,871	

NCAA FBS YDS PER RECEPTION

Rk.	Name, School	YPR
1.	Kris Adams, UTEP	20.84
2.	Aldrick Robinson, SMU	20.25
3.	Vincent Brown, SDSU	19.88
4.	Denarius Moore, Tennessee	19.64
5.	Mark Harrison, Rutgers	19.46

min. 600 receiving yards.

SAN DIEGO STATE RANKINGS

Category	Pct./No.	MWC	NCAA
Rushing Offense	142.55	5	80
Passing Offense	293.27	1	12
Total Offense	435.82	3	25
Scoring Offense	33.82	3	24
Rushing Defense	148.36	3	54
Pass Defense	213.73	6	57
Total Defense	362.09	5	56
Scoring Defense	23.55	5	48
Net Punting	36.73	3	55
Punt Returns	6.72	8	82
Kickoff Returns	19.65	9	102
Turnover Margin	-0.55	7	93
Fumbles Recovered	6	--	T-87
Passes Intercepted	9	--	T-74
Fumbles Lost	7	--	T-26
Passes Had Intercepted	14	--	T-98
Turnovers Gained	15	--	T-93
Turnovers Lost	21	--	T-79
Passing Efficiency	139.31	4	36
Passing Efficiency Defense	112.91	3	19
Fewest Penalties Per Game	6.09	--	T-59
Fewest Yards Penalized	54.91	--	69
Punt Return Yardage Def.	9.81	--	83
Kickoff Return Yardage Def.	24.70	--	106
Sacks	2.27	2	40
Tackles for Loss	7.64	1	4
Sacks Allowed	0.82	4	9
Tackles for Loss Allowed	3.91	3	8
3rd Down Conversion Pct.	44.7	5	T-32
4th Down Conversion Pct.	62.5	4	T-32
3rd Down Defense	35.2	3	20
4th Down Defense	52.6	4	T-63
Time of Possession	27:20	9	113
First Downs	207	5	T-74
Opponent First Downs	226	5	79
Field Goal Percentage	75.0	7	--
Red Zone Offense	85.0	T-4	T-41
Red Zone Defense	80.0	T-3	T-45
PAT Kicking	95.7	4	--

INDIVIDUAL NATIONAL RANKINGS

Category	Rank	Name	Value
Receiving Yards Per Game	7.	Vincent Brown	101.18
	12.	DeMarco Sampson	95.18
Punting	7.	Brian Stahovich	45.70
	Tackles For Loss		
	T-16.	Miles Burris	1.41
Rushing	17.	Ronnie Hillman	104.73
	Total Offense		
	18.	Ryan Lindley	288.82
Sacks			
	T-23.	Miles Burris	0.73
Field Goals			
	T-26.	Abel Perez	1.36
Passing Efficiency			
	37.	Ryan Lindley	140.69
Receptions Per Game			
	T-41.	DeMarco Sampson	5.36
	T-47.	Vincent Brown	5.09
Scoring			
	T-42.	Abel Perez	8.09
	T-71.	Ronnie Hillman	7.09
Punt Returns			
	51.	Larry Parker	7.25
Kickoff Returns			
	T-80.	Brandon Davis	22.27
All-Purpose Yardage			
	73.	Ronnie Hillman	108.36
	88.	Vincent Brown	101.18

SDSU CAREER VS. UNLV

Rushing	Att.	Yds.	Avg.	TD
Kazee	15	106	7.1	0
Sullivan	20	79	4.0	1
B. Davis	2	5	2.5	0
Lindley	5	-20	-4.0	0

Passing	A-C-I	Yds.	TD	Eff.
Lindley	60-95-2	728	3	133.7

Receiving	No.	Yds.	YPC	TD
V. Brown	12	153	12.8	0
Umuolo	12	101	8.4	0
Sullivan	7	70	10.0	0
Sampson	4	55	13.8	1
Sandifer	4	52	13.0	0
D.J. Shields	3	40	13.3	0
Kazee	1	-4	-4.0	0

Defense	S-A-T	Other
Preston	9-3-12	2 TFL, 1 FF
Burris	2-5-7	
Perez	3-4-7	
B.J. Williams	5-2-7	1 sack
Lawson	3-1-4	2 TFL, 1 sack
Autele	1-2-3	
Lewis	1-2-3	
Yarbrough	3-0-3	
Barksdale	2-0-2	
D. Brown	2-0-2	
Long	1-1-2	
Davis	0-1-1	2 PBU
Ketchum	1-0-1	
McFadden	0-1-1	
Parker	1-0-1	
Pinkins	1-0-1	
Tauanuu	0-1-1	

Punting	No.	Yds.	Avg.	Long
Stahovich	10	418	41.8	54



► Junior **Ryan Lindley** produced one of the most prolific passing days in San Diego State school history last Saturday. The senior passed for a career-high 528 yards and threw a season-best four touchdowns against 25th-ranked Utah. The 528 passing yards were the fourth most in school history and the highest total since 1991. Lindley has 19 TD passes in his last eight games and SDSU leads the country in passing yards per completion (15.88). The junior has five, 300-yard passing games in 2010 and owns 11 for his career, which is fourth in the SDSU record book, trailing only Todd Santos, Dan McGwire and Billy Blanton. He is one of five San Diego State quarterbacks with at least three, 400-yard passing games. Lindley has started 29 consecutive games, the most ever by an Aztec quarterback.



► Senior **DeMarco Sampson** leads the MWC in receptions per game (5.36) and is second (to teammate Vincent Brown) in receiving yards per game (95.18, 12th nationally). Earlier this season, he had at least 100 yards receiving in three straight games (19th occasion in school history). He has 100 yards receiving five times this year and six times in his career, after catching a career-high 12 passes for 154 yards against 25th-ranked Utah last week. At Wyoming, he caught seven passes for 175 yards and two touchdowns to pick up conference player-of-the-week honors. In his last five games, he has 32 catches for 585 yards and four touchdowns. He has caught at least one pass in 25 straight games (longest streak on the team) and has four receptions of 50 or more yards this season.



► Junior place-kicker **Abel Perez** continues his impressive debut season on the Mesa. Perez recorded one touchback vs. Utah, upping his season total to 26. That is 24 more than San Diego State had in all of 2009 and the most in the MWC this season. Perez is the main reason San Diego State is third in the MWC in kickoff coverage at 45.1 net yards. Last season, the Aztecs ranked seventh in the league at 38.4 net yards (6.7 yards less than this season). In addition, Perez has made 15 of his 20 field-goal attempts and is 14-for-15 this season on attempts of 36 yards or less.



► Senior Aztec backer **Andrew Preston** may be playing the best football of his career. In consecutive games, the senior posted 10 tackles against Air Force and recorded seven stops against New Mexico. He then picked off his first career pass at Wyoming and had six tackles (two for a loss) and intercepted a pass for the second straight week vs. Colorado State, before posting a season-high 12 tackles at TCU. Preston's two interceptions have been returned for a total of 51 yards. He is tied for the team lead with 67 tackles this season and now has 267 stops in his career.



► Junior linebacker **Miles Burris** earned MWC defensive player of the week honors three weeks ago after recording a career-high 10 tackles, four tackles for loss, two sacks and two forced fumbles against Colorado State. Burris added a sack against Utah and now has 8.5 sacks in his last eight games. The junior is tied for the team lead with 67 stops this season, and leads the MWC in sacks (8.0) and tackles for loss (15.5). Burris also has four forced fumbles, which is tied for 10th in the country.



► Senior cornerback **Jose Perez** has nine PBUs in the last five games in which he has played. He is second on the team with 10 PBUs on the season, which is second in the Mountain West Conference. The senior now has at least one PBU in six of the last eight games and is a major reason why the Aztec defense is 19th nationally in pass efficiency defense.

► Sophomore **Leon McFadden** continues to excel. In addition to leading the league (and ranking seventh in the nation) with 12 PBU's, the sophomore has a pair of interceptions and is third on the team with 49 tackles.



► Junior punter **Brian Stahovich** leads the Mountain West Conference and ranks seventh nationally in punt average at 45.7 yards. The 45.7 average is close to the single-season school record, currently held by Noel Prefontaine (46.54, 1996). Of his 50 punts, 16 have traveled at least 50 yards and 15 have been downed inside the opponent's 20-yard-line. He has six punts this season that have netted at least 50 yards and has 42 career punts that have traveled 50 or more yards. At Wyoming, he broke the school record and posted the longest punt in FBS play this season, with an 89-yard punt that was not returned and downed at the Wyoming five-yard line. He earned MWC special teams player of the week honors for the school-record performance.

SAN DIEGO STATE-UNLV: THE SERIES

- Saturday's game marks the 20th meeting between San Diego State and UNLV, with the Aztecs owning an 11-8 lead in the series. The Aztecs also have won six of the last eight encounters with the Rebels.
- San Diego State has won three of the last four meetings between the teams.
- The 19 previous meetings are far and away the second fewest encounters for San Diego State against any member of the Mountain West Conference (the Aztecs have played MWC recent newcomer TCU four times). The teams first met on Oct. 22, 1977, a 37-7 SDSU victory in San Diego, but did not start playing regularly until 1980. This will mark the 12th straight season the teams have played and the 14th time in

the last 15 seasons UNLV and SDSU have faced off.

► In San Diego, the Aztecs own a 7-3 series lead and have won the last four games played between the teams at Qualcomm Stadium. The last three victories at the Q have been by a total of 53 points. UNLV's last win on San Diego soil came on Nov. 25, 2000, a 31-24 decision.

► The team with more rushing yards has been victorious in 11 of the last 12 games in the series with the lone exception coming in 2007, when SDSU escaped Las Vegas with a 38-30 triumph on Nov. 10.

► **SERIES TIDBITS:** UNLV overcame a 17-point deficit to win last season's game... It was the largest margin either team has overcome to win a game in the series... Since 2003, the Aztecs have outscored UNLV, 49-14, in the first quarter of the last seven games... San Diego State has scored a touchdown in the second quarter in each of the last six meetings... The Rebels have not led after one quarter of play since the 2001 game (UNLV 10, SDSU 3)... San Diego State has completed 70 percent or more of its passes in three of the last four games between the teams, going 93-for-139 (66.9 percent) during that time... Junior quarterback Ryan Lindley has completed 63.2 percent of his career attempts against the Rebels... The Aztecs have intercepted at least one Rebel pass in the seven games, picking off a total of 14 passes... Each of the last three meetings has produced at least 800 yards of total offense.

► *Current San Diego State student-athlete career stats against UNLV can be found on page 6.*

THE SERIES		
San Diego State leads, 11-8		
Home: 7-3, Away: 4-5		
Qualcomm / Jack Murphy/SD: 7-3		
MWC Era: 7-4, WAC Era: 1-1		
Longest SDSU Win Streak: 3 (2002-04, 06-08)		
Longest LV Win Streak: 3 (1983-1996)		
Date	Location (Opp. NR)	Score
0.22.77	H-San Diego Stadium	W 31-7
0.11.80	H-Jack Murphy Stadium	L 17-28
N.14.81	A-Las Vegas Silver Bowl	W 38-20
S.25.82	H-Jack Murphy Stadium	W 26-23
0.27.83	A-Las Vegas Silver Bowl	L 10-28
N.3.84	H-Jack Murphy Stadium	L 14-30
Western Athletic Conference Era		
N.16.96	A-Sam Boyd Stadium	L 42-44
0.18.97	H-Qualcomm Stadium	W-ot 20-17
Mountain West Conference Era		
N.18.99	A-Sam Boyd Stadium	W 37-7
N.25.00	H-Qualcomm Stadium	L 24-31
0.13.01	A-Sam Boyd Stadium	L 3-31
0.26.02	H-Qualcomm Stadium	W 31-21
N.8.03	A-Sam Boyd Stadium	W 7-0
N.20.04	H-Qualcomm Stadium	W 21-3
0.8.05	A-Sam Boyd Stadium	L 10-13
N.11.06	H-Qualcomm Stadium	W 21-7
N.10.07	A-Sam Boyd Stadium	W 38-30
N.22.08	H-Qualcomm Stadium	W 42-21
N.28.09	A-Sam Boyd Stadium	L 24-28

SDSU PRESEASON ACCOLADES

NATIONAL RANKINGS

- No. 77 - *Yahoo! Sports*
- No. 79 - *Lindy's*
- No. 86 - *Athlon Sports*
- No. 91 - *Sporting News*
- No. 91 - *The Kickoff College Football 2010*

CONFERENCE RANKINGS

- No. 5 - *Lindy's*
- No. 5 - *Phil Steele's College Football Preview*
- No. 6 - *Blue Ribbon College Football Yearbook*
- No. 6 - *Athlon Sports*
- No. 6 - *Yahoo! Sports*
- No. 6 - *The Kickoff College Football 2010*
- No. 8 - *Sporting News College Football*

VINCENT BROWN

- * Biletnikoff Award Watch List
- * HM All-American - *College Fball Insiders*
- * Preseason all-Mountain West Conference first team - *Athlon Sports, Blue Ribbon, Lindy's, MWC, Phil Steele Magazine, Sporting News, Yahoo! Sports*
- * Sixth-best wide receiver in the country - *Lindy's*
- * 10th-best WR - *Phil Steele's College Fball Preview*
- * "Most Dangerous Deep Threat" in the MWC - *Lindy's*

MILES BURRIS

- * Preseason all-Mountain West Conference second team - *Phil Steele Magazine*
- * 40th-best ILB - *Phil Steele's College Fball Preview*

TRASK IOSEFA

- * Rimington Trophy Watch List
- * Preseason all-MWC second team - *Lindy's*
- * Preseason all-MWC third team - *Phil Steele Magazine*
- * 28th-best center - *Phil Steele's Coll. Fball Preview*

ERNIE LAWSON

- * Preseason all-MWC fourth team - *Phil Steele Magazine*

RYAN LINDLEY

- * Preseason all-Mountain West Conference second team - *Phil Steele Magazine*
- * Mountain West Offensive Player of the Year - *Lindy's*
- * "Best Passing Quarterback" in the MWC - *Sporting News*
- * "Strongest Arm" in the MWC - *Lindy's*
- * 38th-best QB - *Phil Steele's College Fball Preview*

ANDREW PRESTON

- * Preseason all-MWC third team - *Phil Steele Magazine*

DEMARCO SAMPSON

- * Preseason all-Mountain West Conference second team - *Phil Steele Magazine*
- * "Best Hands" in the MWC - *Lindy's*
- * 62nd-best WR - *Phil Steele's College Fball Preview*

BRIAN STAHOVICH

- * Preseason all-Mountain West Conference first team - *Athlon Sports, Blue Ribbon, Lindy's, MWC Phil Steele Magazine, Sporting News*

ALSTON UMUOLO

- * John Mackey Award Watch List
- * Preseason all-Mountain West Conference first team - *Athlon Sports, MWC, Phil Steele Magazine*
- * Preseason all-MWC second team - *Lindy's*
- * 15th-best TE - *Phil Steele's College Fball Preview*

B.J. WILLIAMS

- * Preseason all-MWC third team - *Phil Steele Magazine*

AZTEC-REBEL CONNECTIONS

► UNLV head coach Bobby Hauck, offensive coordinator Rob Phenicie and several SDSU coaches have ties to UCLA. Hauck served as a grad assistant in 1990-91 and assistant recruiting coordinator in 1992, while Phenicie was a graduate assistant with the Bruins from 1991-92. Current SDSU offensive coordinator Al Borges (offensive coordinator, 1996-2000), defensive coordinator Rocky Long (defensive coordinator, 1996-97), linebackers coach Tony White (graduate assistant, 2007) and director of football operations Bob Lopez (director of football operations, 2003-08) also worked at UCLA.

► Hauck, UNLV tight ends coach Brent Myers and SDSU's Lopez also have ties to Northern Arizona. Hauck coached outside linebackers, special teams and served as recruiting coordinator from 1993-94, while Myers was Northern Arizona's offensive coordinator and offensive line coach from 1992-97. Lopez was their recruiting coordinator from 1987-91.

► UNLV defensive tackles coach Michael Gray and several SDSU coaches share ties to the state of Oregon. Gray was Oregon State's defensive line coach from 1997-2002, while SDSU defensive coordinator Rocky Long (defensive coordinator, 1991-95), tight ends/special teams coach Dan Ferrigno (RBs/DBs/LBs/ST, 1987-95) and wide receiver coach LeCharls McDaniels (special teams, tight ends, 2003-04) also coached in Corvallis. Gray also coached the defensive line at Oregon from 2005-08, while Ferrigno coached the Ducks' wide receivers from 2001-05.

► SDSU tight end Alston Umuolo (out for the season) and UNLV redshirt freshman linebacker Reggie Umuolo are brothers. Both played at Centennial High in Phoenix.

► HIGH SCHOOL CONNECTIONS

San Diego State	Hometown (High School)	UNLV
D.J. Shields, So., TE	Bonita Vista High (Chula Vista, Calif.)	Starr Fuimaono, Sr., LB
Bryan Shields, Sr., K		
Colin Shumate, So., LB	Las Vegas High (Las Vegas, Nev.)	Nate Carter, Jr., LB
Neil Spencer, Jr., DL	Cimarron-Memorial High (Las Vegas, Nev.)	Tim Hasson, Fr., DB
Josh Wade, So., DB	Point Loma High (San Diego, Calif.)	Jordan Sparkman, Fr., TE
Vincent Brown, Sr., WR	R. Cucamonga High (R. Cucamonga, Calif.)	Irshad Stolden, Fr., WR
Kellen Farr, Jr., OL	Red Mountain High (Mesa, Ariz.)	Channing Trotter, Sr., RB
Alston Umuolo, Sr., TE	Centennial High (Phoenix, Ariz.)	Reggie Umuolo, Fr., LB

SAN DIEGO STATE-UNLV: RECENT MEETINGS

► LAST MEETING:

Nov. 28, 2009 | UNLV 28, San Diego State 24 | Sam Boyd Stadium | Las Vegas, Nev.

LAS VEGAS —For the second time in three weeks, San Diego State saw a double-digit lead erased late in the game as UNLV rallied for a 28-24 victory over the Aztecs in the season finale for both schools.

UNLV's Omar Clayton threw a 17-yard touchdown pass to Phillip Payne with 1:24 to play to give the Rebels the come-from-behind victory. The Rebels had trailed 24-7 early in the third quarter, but closed the game with 21 unanswered points for the win.

After giving up a 29-yard touchdown run to UNLV's C.J. Trotter in the game's initial two minutes, SDSU's defense settled down and held the Rebels scoreless the remainder of the first half.

SDSU SITUATIONAL RECORD

Category	2010	Hoke Era
Overall Record	7-4	11-12
Scoring - first to score	4-2	5-3
Leading - after 1 qtr.....	4-2	5-5
Leading - at halftime	7-1	10-3
Leading - after 3 qtr.....	7-1	9-3

OFFENSE

Scoring - 30 or more pts.....	5-2	8-2
Scoring - 24 or more pts.....	7-3	10-6
Total Offense - 500+ yds	3-1	4-1
Total Offense - 400+ yds	5-2	7-3
Passing - 300+ yds	4-1	5-3
Rushing - 200+ yds.....	4-2	4-2
First Downs - 20+	4-1	6-4
3rd Down Conv. - 50 pct.+	2-1	4-3
Turnovers - 2 or fewer.....	6-3	10-8
Field Position - 30 or better.....	7-0	9-1
Field Position - 25 or better.....	7-2	11-6
Play Call - 50 pct.+ rushing	6-0	8-1

DEFENSE

Allowing 24 pts. or less	5-1	8-1
Allowing 17 points or less	2-0	3-0
Total Offense - <=300 yds.	3-0	5-1
Passing - <= 150 yds.....	2-1	3-2
Rushing - <= 100 yds.....	2-1	3-1
First Downs - <= 15	2-0	3-1
3rd Down Conv. - <= 33 pct.	4-2	6-2
Turnovers - forced 3 or more.....	0-1	2-2
Field Position - <=25	2-0	3-0
Field Position - <=20	0-0	0-0
Defense Scores Points	0-1	2-2

COMPARISON

SDSU more Rushing Yards	5-1	7-1
SDSU more Return Yards.....	3-1	3-3
SDSU fewer Turnovers	1-2	4-2
SDSU more Time of Poss.	3-1	5-1
SDSU more 1st D. and ToP	3-0	5-0
SDSU better Avg. Field Pos.....	6-1	9-1
SDSU adv. in TO and AFP.....	1-1	3-1
SDSU Special Teams Score	0-0	0-0

INDIVIDUAL

Rusher - 100+ Yards.....	3-1	5-3
Passer - 300+ Yards	4-1	5-2
Receiver - 100+ Yards	5-3	7-8
100+ Rusher, 300+ Passer.....	2-0	2-1



SAN DIEGO STATE-UNLV

Nov. 28, 2009 | Sam Boyd Stadium | Las Vegas, Nev.
Attendance: 13,730 | Weather: 53 degrees, winds 6 mph SW

	1	2	3	4	-	Total
San Diego State	14	7	3	0	-	24
UNLV	7	0	7	14	-	28

Scoring Summary

UNLV – Trotter 1-yd run (Watson kick) – 3 plays, 36 yards, 1:18 (13:42, 1st)
SDSU – Wallace 15-yd pass from Lindley (Yoshida kick) – 3 plays, 78 yards, 1:10 (7:46, 1st)
SDSU – Laologi 55-yd interception return (Yoshida kick) (1:45, 1st)
SDSU – Sullivan 1-yd run (Yoshida kick) – 6 plays, 79 yards, 2:47 (3:36, 2nd)
SDSU – Yoshida 26-yd FG – 12 plays, 63 yards, 5:21 (9:39, 3rd)
UNLV – Clayton 7-yd run (Watson kick) – 6 plays, 69 yards, 2:45 (6:48, 3rd)
UNLV – Lee 40-yd interception return (Watson kick) (13:35, 4th)
UNLV – Payne 17-yd pass from Clayton (Watson kick) – 3 plays, 54 yards, 0:34 (1:24, 4th)

Team Stats

	San Diego State	UNLV
First Downs	20	22
Rushes-Yards	31-104	31-123
Passing Yards	341	274
C-A-I	25-45-2	21-35-2
Offense	445	397
Fumbles-Lost	1-0	0-0
Penalties-Yards	9-77	9-124
Possession Time	29:38	30:22
Turnovers	2	2
Average Field Pos.	SDSU 23	UNLV 31

INDIVIDUAL STATS

Rushing (Atts.-Yards-TDs): **SDSU:** Kazee 17-112; Sullivan 10-9-1; Lindley 4-(-17). **UNLV:** Brogdon 9-49; Trotter 4-48-1; Cox 8-13; Johnson 1-13; Clausen 3-0; Clayton 6-0-1.

Passing (Att.-Comp.-Int., Yards, TDs): **SDSU:** Lindley 45-25-2, 341, 1. **UNLV:** Clayton 35-21-2, 274, 1.

Receiving (No.-Yards-TDs): **SDSU:** Wallace 8-106-1; Sandifer 4-52; Sampson 3-49; Shields 3-40; Unuolo 3-24; Toldeo 2-72; Sullivan 1-2; Kazee 1-(-4). **UNLV:** Johnson 6-41; Payne 5-107-1; Robinson 4-77; Anthony 4-46; Cox 1-2; Trotter 1-1.

107 yards, for the game winner on the next play with just 1:24 remaining on the clock. Lindley finished the game with 25 completions for 341 yards, his second-highest totals of the season in each category. In addition, freshman running back Walter Kazee recorded a career-best 112 yards on 17 carries.

► **LAST MEETING IN SAN DIEGO/LAST SDSU SERIES WIN:**

Nov. 22, 2008 | San Diego State 42, UNLV 21 | Qualcomm Stadium | San Diego, Calif.

SAN DIEGO – Ryan Lindley completed 35 of 50 passes for 387 yards and two touchdowns as San Diego State snapped a seven-game losing streak by beating visiting UNLV, 42-21.

With the victory, the Aztecs finished the season at 2-10 (1-7 Mountain West Conference) and won its final conference contest for the seventh time in the last eight years. UNLV, which was trying to become bowl eligible, finished at 5-7 (2-6 MWC).

Although UNLV took an early 7-0 lead in the first quarter, the Aztecs would even the score when Lindley hit DeMarco Sampson with a six-yard pass for the touchdown.

San Diego State continued to roll as the Aztecs scored two unanswered touchdowns in the second quarter on runs by seniors Tyler Campbell and Darren Mougey.

The Rebels, who trailed 21-7, pulled to within a touchdown at 21-14 when Channing Trotter scored with 17 seconds left in the third quarter. San Diego State, however, exploded with 21 fourth-quarter points.

Lindley, who broke his own freshman record for completions, hooked up with Atiyah Henderson on a 12-yard scoring strike, making it 28-14. After UNLV's Mike Clausen threw his second TD pass to Ryan Wolfe making it 28-21, Campbell added his second rushing touchdown with 4:16 left in the game.

Free safety Corey Boudreaux capped the night with an 82-yard interception for a touchdown for the 42-21 Aztecs' win.

Vincent Brown led San Diego State receivers with eight receptions for 119 yards and notched his second career 100-yard receiving game of his career in the first half alone. Alston Umuolo, meanwhile, fin-

The Aztecs then scored 24 unanswered points and appeared headed toward snapping a three-game losing streak.

Quarterback Ryan Lindley started the San Diego State scoring with a 15-yard touchdown pass to Robert Wallace midway through the first quarter. Wallace would finish the contest with season highs of six catches for 106 yards.

The Aztecs next drive ended when a Lindley pass was intercepted by Alex De Giacomo at the visitors' 48 yard line. SDSU, however, returned the favor as Luke Laologi intercepted Clayton's first pass attempt on the ensuing drive and returned it 55 yards for a touchdown. That came with 11:45 left in the opening period and gave San Diego State a 14-7 lead. It also marked the sixth straight season that SDSU recorded an interception return for a touchdown against UNLV.

The Aztecs doubled their lead when Brandon Sullivan's one-yard scoring run capped a six-play, 79-yard drive with just over three minutes left in the second quarter. The big play in the buildup to the touchdown was a 64-yard pass from Lindley to Jon Toledo that took the ball to the UNLV seven-yard line.

San Diego State started the second half where it had left off as it used a 12-play drive to add three points to its tally on a 26-yard field goal by Lane Yoshida. However, that would mark the end of the Aztecs' offensive success on the night.

Clayton started the rally for UNLV on the Rebels' next possession, finishing a 69-yard drive with a seven-yard touchdown run with 6:48 to play in the third quarter to cut the deficit to 24-14.

Defensive back Terrance Lee trimmed the deficit to three points in the initial minute of the fourth quarter, returning an interception of a Lindley pass 40-yards for a score to make it a three-point game.

UNLV kicker Kyle Watson missed a 37-yard field goal with 3:29 to play that would have tied the game. The Rebels then forced San Diego State to punt and they received the ball near midfield with 1:58 left.

Clayton found Jerriman Robinson for a 35-yard completion on the first play of the drive to bring the ball to the San Diego State 17. He connected with Payne, who caught five passes for

ished the game with a career-best eight grabs for 74 yards. Luke Laolagi anchored the SDSU defense with 12 tackles and a forced fumble and recorded his first career interception in the fourth quarter.

Lindley became the 14th Aztec in school history with three or more 300-yard passing games after throwing for 387 yards. His 35 completions also tied him for third in the SDSU single-game record book.

Clausen was 26-for-40 for 316 yards and Wolfe had 11 receptions for 144 yards for UNLV.

► 2007 MEETING IN LAS VEGAS:

Nov. 10, 2007 | San Diego State 38, UNLV 30 | Sam Boyd Stadium | Las Vegas, Nev.

LAS VEGAS, Nev. – San Diego State jumped out to an early lead and was able to hold off a late rally by UNLV to defeat the Rebels, 38-30, for their second consecutive victory. The last time the Aztecs posted back-to-back wins was in 2005.

Senior quarterback Kevin O’Connell threw for two touchdowns and classmate Brandon Bornes ran for his 13th career rushing TD to lead San Diego State on the evening.

The Aztecs came out of the gate quickly as they scored on their first three drives of the game. On the opening drive, Brandon Sullivan had a 25-yard run that set up a 3-yard touchdown reception by Steve Schmidt, the first TD of his career.

SDSU continued to roll as O’Connell threw for his second score of the game, this time a 49-yard pass to Chaz Schilens, on the first play of the Aztecs’ second drive.

At the start of the second quarter, Bornes ran 15-yards for a touchdown, and the Aztec defense continued to hold the Rebels scoreless, giving SDSU the 21-0 lead heading into halftime.

After the intermission, UNLV scored 17 unanswered points, starting with a 31-yard touchdown pass from Travis Dixon to Rodelin Anthony. The Rebels continued their momentum with a 5 play, 81 yard drive that resulted in a 17-yard TD run by Channing Trotter, cutting the Aztec lead to just seven (21-14).

UNLV started the last 15 minutes of play by adding three more points, thanks to a 35-yard field goal by Sergio Aguayo, but the Aztecs countered as Mekell Wesley returned the subsequent kickoff 89 yards for a touchdown.

The Rebels came right back on their next drive, however, as Dixon tossed a 13-yard touchdown pass to Casey Flair. With UNLV unable to complete the two-point conversion, the Aztecs held a 28-23 lead with eight minutes remaining in the game.

Garrett Palmer was able to give SDSU more breathing room with a 22-yard field goal before Martrell Fantroy intercepted a Dixon pass and returned it 55 yards for a touchdown with under two minutes remaining to seal the win for the Aztecs.

UNLV tacked on one more score before the end of the game, but it was too little too late, as SDSU held on for the victory.

O’Connell completed 17 of his 23 pass attempts for 196 yards, while Sullivan totaled 138 yards, including 70 on the ground and 68 through the air. Schilens also added 60 yards and a TD on just two receptions.

Dixon led the Rebels with 13 completions on 22 attempts for 185 yards and three touchdowns, while Frank Summers led all rushers with 187 yards on 26 attempts.

► 2006 MEETING IN SAN DIEGO:

Nov. 11, 2006 | San Diego State 17, UNLV 6 | Qualcomm Stadium | San Diego, Calif.

SAN DIEGO - In a game between two squads fighting for their second win of the season, San Diego State, behind a strong defensive effort, defeated the visiting UNLV Rebels, 21-7. The victory avenged the Aztecs’ last-second 13-10 loss to the Rebels a year ago in Las Vegas.

The Aztecs jumped to a 7-0 lead in the first quarter when defensive back Ray Bass picked off a Rocky Hinds pass and raced untouched 49 yards for a touchdown 5:15 into the game.

Kevin O’Connell, who replaced Aztec starting quarterback Kevin Craft in the second quarter, scored the game’s second TD on a 1-yard keeper on fourth down with 3:45 left in the first half as San Diego State went up 14-0.

The touchdown capped an 80-yard, 15-play drive that featured a booth replay reversal on what was first ruled a fumble by Atiyah Henderson and a pass interference call on UNLV.

The Rebels, meanwhile, drove into SDSU territory on each of their last eight possessions of the game, but came away with only seven points. UNLV place-kicker Sergio Aguyao, whose field goals beat SDSU in 2005, missed five attempts this season. Aguyao missed from 37, 41, 52 and 53 yards and had another kick, a 28-yarder, blocked by SDSU defensive end Antwan Applewhite.

UNLV finally got on the scoreboard on the first play of the fourth quarter when Hinds connected with Aaron Straiten on a 2-yard pass on fourth down.

San Diego State came back and increased its lead to 21-7 when O’Connell, again replacing Craft who started the second half, directed an eight-play, 74-yard drive that was capped by Brandon Bornes’ 9-yard touchdown run with 10:56 left in the game.

O’Connell ended the night, completeing all seven attempts of his passes for 68 yards, while Henderson and Bornes each ran for over 60 yards apiece.

Defensively, the Aztecs held UNLV to only 250 yards of total offense, including just 39 yards on the ground. It is the second time this season that an SDSU opponent has failed to reach the century mark in rushing yardage, as UTEP recorded just 30 yards in the opener.

Bass ended the game with the interception and a team-high eight solo tackles, doubling his previous career best. The defense also tallied six tackles for loss and six pass breakups, while linebacker Andrew Schantz recorded the other Aztec interception, the first of his career, on the night.

SDSU SEASON RECORD BOOK

RUSHING YARDS, FRESHMAN SEASON

Pl. Player, Season	Yards
1. Marshall Faulk, 1991	1,429
2. Ronnie Hillman, 2010	1,152
3. Lynell Hamilton, 2004	1,087
4. Darrin Wagner, 1989	787
5. Atiyah Henderson, 2006	764
6. Wayne Pittman, 1991	606

RUSHING YARDS, FIRST 11 GMS. FR. SEASON

Pl. Player, Season	Yards
1. Marshall Faulk, 1991	1,275
2. Ronnie Hillman, 2010	1,152
3. Lynell Hamilton, 2004	1,087

RUSHING YARDS, FIRST 12 GMS. FR. SEASON

Pl. Player, Season	Yards
1. Marshall Faulk, 1991	1,429

HILLMAN GAME-BY-GAME

2010 SEASON

Opponent	Att.	Yds.	TD
Nicholls State	15	65	1
at New Mexico State	22	150	4
at Missouri	23	228	2
Utah State	23	89	1
at Brigham Young	11	62	0
Air Force	24	191	2
at New Mexico	18	64	1
at Wyoming	21	44	0
Colorado State	31	151	1
at TCU	13	54	0
Utah	14	54	1
UNLV			

2010 SEASON

Opponent	FD/TD	5+	10+	20+
Nicholls State	6	5	2	0
at New Mexico State	8	10	3	2
at Missouri	3	8	3	2
Utah State	6	7	4	0
at Brigham Young	3	3	2	1
Air Force	7	8	3	3
at New Mexico	2	6	2	0
at Wyoming	1	3	0	0
Colorado State	7	13	4	2
at TCU	1	2	1	1
Utah	2	5	1	0
UNLV				

SDSU CAREER RECORD BOOK

PASSING YARDS

Pl. Player, Seasons	Yards
1. Todd Santos, 1984-85-86-87	11,425
2. Ryan Lindley, 2008-09-10	8,923
3. Billy Blanton, 1993-94-95-96	8,165
4. Kevin O'Connell, 2004-05-06-07	7,689
5. Dan McGwire, 1989-90	7,484

ATTEMPTS

Pl. Player, Seasons	Att.
1. Todd Santos, 1984-85-86-87	1,484
2. Ryan Lindley, 2008-09-10	1,232
3. Kevin O'Connell, 2004-05-06-07	1,151
4. Billy Blanton, 1993-94-95-96	920
5. Dan McGwire, 1989-90	889

COMPLETIONS

Pl. Player, Seasons	Comp.
1. Todd Santos, 1984-85-86-87	910
2. Ryan Lindley, 2008-09-10	684
3. Kevin O'Connell, 2004-05-06-07	664
4. Billy Blanton, 1993-94-95-96	588
5. Dan McGwire, 1989-90	528

PASSING TDs

Pl. Player, Seasons	TDs
1. Todd Santos, 1984-85-86-87	70
2. Billy Blanton, 1993-94-95-96	67
3. Ryan Lindley, 2008-09-10	61
4. Dennis Shaw, 1968-69	58
5. Kevin O'Connell, 2004-05-06-07	46
6. David Lowery, 1991-92-93	44
Brian Sipe, 1969-70-71	44
8. Dan McGwire, 1989-90	43
9. Don Horn, 1965-66	39
10. Tim Gutierrez, 1992-93-94	36
Mark Halda, 1977-78-79-80	36

TOTAL OFFENSE

Pl. Player, Seasons	Total Off.
1. Todd Santos, 1984-85-86-87	10,513
2. Kevin O'Connell, 2004-05-06-07	9,001
3. Ryan Lindley, 2008-09-10	8,691
4. Billy Blanton, 1993-94-95-96	8,014
5. Dan McGwire, 1989-90	7,087
6. David Lowery, 1989-91-92-93	5,930
7. Brian Sipe, 1969-70-71	5,374
8. Dennis Shaw, 1968-69	5,371
9. Adam Hall, 2001-02-03	5,007
10. Matt Kofler, 1980-81	4,691

CAREER QB STARTS

Pl. Player, Seasons	Starts
1. Todd Santos, 1984-85-86-87	45
2. Ryan Lindley, 2008-09-10	34
3. Kevin O'Connell, 2004-05-06	33
4. Billy Blanton, 1993-94-95-96	28
5. David Lowery, 1991-92-93	24

CONSECUTIVE QB STARTS

Pl. Player, Streak	Starts
1. Ryan Lindley, Oct. 18, 2008-Present	29
2. Billy Blanton, Oct. 15, 1994-Nov. 28, 1996	28
3. Dan McGwire, Sept. 2, 1989-Dec. 1, 1990	23
4. David Lowery, Oct. 5, 1991-Sept. 18, 1993	22
Brian Sipe, Sept. 12, 1970-Dec. 4, 1971	22



SDSU-UTAH

Nov. 20, 2010 | Qualcomm Stadium | San Diego, Calif.
 Attendance: 34,951 | Weather: 58, calm winds, overcast, light rain

	1	2	3	4	-	Total
Utah	3	21	0	14	-	38
San Diego State	14	13	7	0	-	34

Scoring Summary

SDSU - V. Brown 10-yd pass from Lindley (A. Perez kick) - 8 plays, 74 yards, 1:59 (13:01, 1st)
 UTAH - Phillips 32-yd FG - 8 plays, 66 yards, 3:44 (9:17, 1st)
 SDSU - V. Brown 11-yd pass from Lindley (A. Perez kick) - 11 plays, 98 yards, 5:51 (0:49, 1st)
 SDSU - Hillman 5-yd run (A. Perez kick failed) - 4 plays, 79 yards, 1:17 (13:26, 2nd)
 UTAH - Matthews 57-yd pass from Wynn (Phillips kick) - 3 plays, 63 yards, 1:39 (11:47, 2nd)
 SDSU - Escobar 14-yd pass from Lindley (A. Perez kick) - 14 plays, 86 yards, 6:19 (5:28, 2nd)
 UTAH - Wide 16-yd run (Phillips kick) - 3 plays, 68 yards, 1:06 (4:22, 2nd)
 UTAH - Moeai 47-yd pass from Wynn (Phillips kick) - 5 plays, 85 yards, 0:37 (0:00, 2nd)
 SDSU - V. Brown 90-yd pass from Lindley (A. Perez kick) - 3 plays, 90 yards, 0:49 (11:12, 3rd)
 UTAH - Asiata 1-yd run (Phillips kick) - 14 plays, 79 yards, 6:23 (13:18, 4th)
 UTAH - Wide 1-yd run (Phillips kick) - 4 plays, 3 yards, 1:32 (10:21, 4th)

Team Stats

	Utah	SDSU
First Downs	22	29
Rushes-Yards	35-138	21-59
Passing Yards	362	528
C-A-I	21-34-0	36-54-3
Total Offense	500	587
Fumbles-Lost	0-0	1-0
Penalties-Yards	8-75	8-64
Possession Time	31:15	28:45
Turnovers	0	3
Average Field Pos.	UTAH 30	SDSU 18

INDIVIDUAL STATS

Rushing (Atts.-Yards-TDs): UTAH: Asiata 19-87-1; Wide 10-66-1; Wynn 2-3; Brooks 1(-8); Team 3 (-10). SDSU: Hillman 14-54-1; Sullivan 3-8; Kazee 2-7; Lindley 2(-10).
Passing (Att.-Comp.-Int., Yards, TDs): UTAH: Wynn 33-21-0, 362, 2; Smithson 1-0-0, 0, 0. SDSU: Lindley 54-36-3, 528, 4.
Receiving (No.-Yards-TDs): UTAH: Rogers 4-49; Brooks 3-63; Asiata 3-32; Wide 2-29; Christopher 2-19; Moala 2-15; Matthews 1-57; Moeai 1-47; Dunn 1-42; Smithson 1-5; Asiata 1-4. SDSU: Sampson 12-154; V. Brown 8-184-3; Sandifer 6-81; Escobar 6-65-1; Hillman 2-26; Sullivan 2-18.

Lindley had his pass intercepted by Brandon Burton at the Utah 3 and returned 12 yards. With only 37 seconds remaining, Utah got to the SDSU 47 and launched a hail mary pass that deflected off a San Diego State defender and into the hands of a waiting Kendrick Moeai, giving the Utes just a three-point deficit at the half.

The Aztecs' first possession of the second half, which started on their own 10-yard line, ended two plays later when Lindley's pass bounced off a Utah defender and into the hands of Brown, who ran it all the way back for the 90-yard score.

The score would remain 34-24 SDSU until a 1-yard rush by Utah's Matt Asiata early in the fourth quarter. After a holding call wiped out Sampson's 52-yard catch and two incomplete passes later, San Diego State was forced to punt. Brian Stahovich bobbled the snap and Greg Bird blocked it, giving the Utes the ball on the Aztec 3-yard line. SDSU held Utah the first three plays, but Eddie Wide's 1-yard TD rush on 4th and goal gave the Utes their first lead of the game at 38-34.

San Diego State got into Utah territory on each of its final possessions, but two more interceptions by Lindley ended the game in favor of the visitors.

Starting his school record 29th consecutive game at quarterback, Lindley threw for 528 yards, the fourth most in school history and the most since David Lowery's school-record game of 568 in 1991, and four touchdowns in the loss. In addition, Lindley became the third Aztec with back-to-back 3,000-yard seasons and the first since Billy Blanton in 1995-96. Sampson (12 catches, 154 yards) and Brown (8 catches, 184 yards, 3 touchdowns), meanwhile, became the 18th and 19th SDSU player to break 1,000 yards receiving in a season.

POSTGAME NOTES - UTAH

- ▶ SDSU falls at home for the first time this season and drops to 11-18-1 all-time vs. the Utes.
- ▶ With Vincent Brown's first-quarter TD, the Aztecs have scored a touchdown in 49 straight games.
- ▶ SDSU has scored 21 or more points in 12 straight outings. It is the team's longest such streak since a 14-game streak from Nov. 25, 1989 to Sept. 14, 1991 ... SDSU has scored a touchdown in the second quarter of a game in 11 of the last 12 outings.

**LAST TIME OUT:
 UTAH 38, SDSU 34**

SAN DIEGO – Despite a record day by quarterback Ryan Lindley and receivers Vincent Brown and DeMarco Sampson, San Diego State fell to No. 25/24 Utah, 38-34, at Qualcomm Stadium. The Aztecs fell to 7-4 overall and 4-3 in the Mountain West, while the Utes improved to 9-2 and 6-1.

SDSU struck first on its opening drive when Lindley found Brown for a 10-yard touchdown pass. The touchdown less than two minutes into the game was its fastest score (field goal or touchdown) this season and the fifth time it scored on its opening drive.

Utah got on the scoreboard in its first drive when Joe Phillips nailed a 32-yard field goal.

It appeared it would stay that way a few drives later when Phillips' 38-yard punt was downed at the San Diego State 2-yard line. The Aztecs, however, put together a 11-play, 98-yard drive, its longest of the season, that culminated in Lindley's 11-yard touchdown pass to Brown.

After a quick three-and-out by the Utes, SDSU went 79 yards in just four plays. Sampson's 17 and 46-yard receptions got San Diego State to the Utah 16 and, two plays later, Ronnie Hillman scampered into the end zone with a five-yard rush. Even with Abel Perez' missed extra-point, the Aztecs still owned a 20-3 lead.

The Utes came right back with a quick drive of their own, as quarterback Jordan Wynn found Luke Matthews on a 57-yard touchdown pass on a 3rd and 4 play.

Lindley answered for SDSU with his third touchdown pass of the first half, this time a 14-yard strike to Gavin Escobar, to put San Diego State back up by 17 at 27-10.

Undeterred, Utah used a 39-yard rush by Eddie Wide, a 13-yard pass from Wynn to Dallin Rogers and a 16-yard touchdown rush by Wide to bring the visitors back to within 10 at 27-17.

Looking to add one last score before intermission, the Aztecs got deep into Ute territory, but

► SDSU seniors DeMarco Sampson and Vincent Brown both went over the 1,000 mark in season receiving yards tonight. It marks the first time since 2002, that the Aztecs have had two, 1,000-yard receivers in the same season, when J.R. Tolver (1,785 yards) and Kassim Osgood (1,552 yards) turned the trick ... It is the fourth time in SDSU Division I history that the Aztecs have had two 1,000-yard receivers in the same campaign (also 2002, 1995 and 1990) ... Sampson and Brown also both went over 100 yards receiving in the same game for the second time this season (also at Wyoming).

► SDSU's 90-yard touchdown pass from Ryan Lindley to Vincent Brown in the second half is the third-longest pass play in Aztec history and the team's longest overall since the school-record 97-yard pass from Kevin O'Connell to Chaz Schilens vs. TCU in 2007. The 90-yarder also ties as the third-longest in Mountain West Conference history.

► SDSU surpassed the 500-yard mark in total offense for the fourth time this season, the first time in conference play and the third time at Qualcomm Stadium. The 587 yards are a season-best ... The Aztecs posted a season-best in passing yardage (eclipsing the 400 and 500-yard mark for the first time) and in first downs in a game (prev. 24 vs. NMSU).

PLAYER NOTES

► **Ryan Lindley, Junior QB:** Started his 29th consecutive game, breaking the previous SDSU record of 28 in a row set by Billy Blanton from Oct. 15, 1994 to Nov. 28, 1996 ... Lindley has 34 career starts overall in his three-year Aztec career, missing only one start against Air Force back on Oct. 11, 2008, due to injury ... Moved into third in the Aztec record book in career passing TDs, surpassing Dennis Shaw, who had 58 from 1968-69 ... Posted his fifth 300-yard passing game of the season in the first half alone and the 11th of his career. His 11 career 300-yard passing efforts rank him fourth in SDSU history ... Also went over the 400-yard mark in passing yards for the third time in his career ... Went over the 3,000-yard mark in passing yardage for the second consecutive year. It is the 11th time an SDSU signalcaller has gone over 3,000 yards in a season and only the third time a player has done so in consecutive seasons, joining Billy Blanton in 1995-96 and Dan McGwire in 1989-90 ... Lindley's season passing total is a career-best, beating his previous high of 3,054 yards a year ago, and already is ninth-best in Aztec season history ... His 90-yard pass to Vincent Brown is the longest of his career (prev. 82 yards vs. Utah State in 2010) ... Set a career high for passing yards in a game with his first 500-yard effort, surpassing his previous best of 459 yards a year ago at Colorado State ... His yardage total ranks fourth in school history, is the best by an Aztec since David Lowery's school-record 568 yards vs. BYU in 1991 and is the best by a player in the MWC this season.

► **DeMarco Sampson, Senior WR:** Became the 18th player in school history to surpass the 1,000-yard mark in season receiving yards, doing so before teammate Vincent Brown in the first half ... It is the 20th time a SDSU player has gone over the 1,000 mark in season receiving yardage and the first time since Jeff Webb in 2005 ... Has caught a pass in 25 consecutive outings ... Recorded his fifth 100-yard receiving game of the season and sixth of his career ... His 12 catches are the most by an Aztec in a game this season and most overall since he had 15 catches vs. Colorado State in 2009.

► **Vincent Brown, Senior WR:** Also went over the 1,000-yard mark in season receiving yards, becoming the 19th player in school history to reach that total ... It is the 21st time that an Aztec has reached the 1K mark overall ... Scored his 19th, 20th and 21st receiving touchdowns of his career ... Marks the second consecutive outing that he has two or more touchdown catches (also 2 at TCU) and it is his fifth career outing with multi-TDs, including three this year ... His three receiving TDs tie his career single-game best (also 3 vs. Idaho in 2008) ... His eight touchdown catches in 2010 are a career season-best (prev. 6 in 2009) ... His 21 career receiving TDs tie for fifth in school history ... Posted his second consecutive 100-yard receiving outing and the 12th of his career (fifth in 2010) ... His 90-yard reception in the second half is the longest of his career (prev. 82 yards vs. Utah State in 2010) ... Set a career-high for receiving yards in a game, surpassing his previous best of 183 yards vs. Idaho in 2008 ... His yardage total is the most by a player in the MWC this season.

► **Ronnie Hillman:** Scored his 13th rushing touchdown of the season in the second quarter ... His 13 rushing scores tie him for eighth on the Aztec single-season record list ... His 13 rushing TDs in 2010 are the most by an Aztec since Larry Ned had 15 in 2001 ... His 20-yard catch in the second quarter is the longest of his career (prev. 8 yards vs. Air Force).

OTHER NOTES

► SDSU's touchdown less than two minutes into the game is its fastest score (field goal or touchdown) in any outing this season (prev. 2:55 into 1st quarter vs. TCU) ... It marks the fifth time the Aztecs have scored a touchdown on its opening drive this year, including in each of the the last two outings.

► SDSU had two scoring drives of 90 or more yards tonight and have four on the campaign.

PROGRESS AS PROMISED

We are closing in on the end of the season and the remarkable progress San Diego State has shown under second-year coach Brady Hoke and his staff is quite evident when looking at the stats.

In addition to marching towards the programs' first winning record since 1998, the Aztecs' progress in the NCAA stats is equally amazing.

The Aztecs have surpassed their victory total in the last 11 years with a regular-season game remain-

SDSU CAREER RECORD BOOK

CAREER RECEPTIONS

Pl. Player, Seasons	Rec.
1. J.R. Tolver, 1999-00-01-02	262
2. Jeff Webb, 2001-03-04-05	234
3. Will Blackwell, 1994-95-96	197
4. Vincent Brown, 2007-08-09-10	196
5. Monty Gilbreath, 1986-87-88-89	187
6. Tim Delaney, 1968-69-70	180
7. Damay Scott, 1991-92-93	178
8. Patrick Rowe, 1987-88-90-91	155
9. Gary Garrison, 1964-65	148
10. Az-Zahir Hakim, 1994-95-96-97	147

- DeMarco Sampson, 2005-08-09-10	138

RECEIVING YARDS

Pl. Player, Seasons	Yards
1. J.R. Tolver, 1999-00-01-02	3,572
2. Damay Scott, 1991-92-93	3,139
3. Will Blackwell, 1994-95-96	2,896
4. Jeff Webb, 2001-03-04-05	2,890
5. Vincent Brown, 2007-08-09-10	2,871
6. Patrick Rowe, 1987-88-90-91	2,678
7. Az Hakim, 1994-95-96-97	2,622
8. Tim Delaney, 1968-69-70	2,535
9. Monty Gilbreath, 1986-87-88-89	2,241
10. Gary Garrison, 1964-65	2,188

- DeMarco Sampson, 2005-08-09-10	2,069

RECEIVING TOUCHDOWNS

Pl. Player, Seasons	TDs
1. Tom Reynolds, 1969-70-71	31
2. Gary Garrison, 1964-65	26
3. Will Blackwell, 1994-95-96	25
Damay Scott, 1991-92-93	25
5. Vincent Brown, 2007-08-09-10	21
Az Hakim, 1994-95-96-97	21
7. Jeff Webb, 2001-03-05-05	20
Tim Delaney, 1968-69-70	20
9. J.R. Tolver, 1999-00-01-02	18
10. Jimmy Raye, 1988-89-90	17

11. DeMarco Sampson, 2005-08-09-10	16

PUNTING YARDS

Pl. Player, Seasons	Yards
1. Wayne Ross, 1984-85-86-87	10,402
2. Michael Hughes, 2004-05-06-07	9,768
3. Brian Stahovich, 2008-09-10	7,766
4. Brian Simjanovski, 1999-00-01-02	7,627
5. Mike Jezulin, 1980-81	5,794
6. Don Copeland, 1997-98	5,318
7. Tim Thorn, 1972-73-74	5,157
8. Willie Buchanon, 1970-71	4,751
9. Noel Prefontaine, 1995-96	4,469
10. Joe Santos, 1988-89	4,287

AZTECS IN THE NFL

Player	Pos.	NFL Team
Russell Allen	LB	Jacksonville Jaguars
Antwan Applewhite	LB	San Diego Chargers
Brandyn Dombrowski	OT	San Diego Chargers*
Heath Farwell	LB	Minnesota Vikings
Freddy Keiaho	LB	Jacksonville Jaguars^
Lance Louis	G	Chicago Bears*
Matt McCoy	LB	Seattle Seahawks
Kirk Morrison	LB	Jacksonville Jaguars*
Kevin O'Connell	QB	New York Jets^
Kassim Osgood	WR	Jacksonville Jaguars
Chester Pitts	G	Seattle Seahawks
Chaz Schilens	WR	Oakland Raiders*
Brett Swain	WR	Green Bay Packers
Roberto Wallace	WR	Miami Dolphins

^= injured reserve, *=currently listed as a starter on team depth-chart (via official team website)

2010 HONORARY WARRIORS

Name	Years at SDSU	Game
Marshall Faulk	1991-92-93	Nicholls State
Dennis Shaw	1968-69	Utah State
Leon Parma	1948-50	Air Force
La'Roi Glover	1992-93-94-95	Colorado State
K. Gbaja-Biamila	1996-97-98-99	Colorado State
Torran Nixon	1983-84	Utah

ing and currently rank among the national leaders in many statistical categories.

On this page is a comparison of the national rankings in major categories from the past three seasons - 2008 (the year prior to Brady Hoke), 2009 (the first year of Hoke and Co.) and this season.

This year, San Diego State ranks among the top 50 in both scoring offense and scoring defense and in the top 25 in six of the 17 main team statistics the NCAA keeps. By comparison, the Aztecs were ranked in the top 61 of just one category last season and in 2008, were in the bottom 20 in 11 of the 17 main categories.

SDSU IN MAJOR NCAA STAT CATEGORIES

Category	2008	2009	2010
Season Record	2-10	4-8	7-4
Rushing Offense	117	116	80
Passing Offense	42	30	12
Total Offense	99	86	25
Scoring Offense	104	85	24
Rushing Defense	118	85	54
Pass Efficiency Defense	112	62	19
Total Defense	113	74	56
Scoring Defense	113	98	48

NCAA FBS Ranking in each category. Red indicates top 25 ranking in category.

WE HAVE LOCATED THE RUNNING GAME

Brady Hoke and offensive coordinator Al Borges have pledged to have a balanced offensive attack since they arrived on campus. This year, Aztec fans have seen exactly what they meant.

After finishing 105th (2007), 117th (2008) and 116th (2009) in rushing offense the last three seasons, San Diego State has found its running game. Behind an offensive line that returned four starters from a year ago and spent the offseason living in the weight room, and a quartet of running backs, San Diego State has rushed for 1,572 yards and 24 touchdowns in its first 11 games of the season.

The Aztecs currently rank 80th nationally in rushing, and the 24 rushing touchdowns are tied for 25th. San Diego State is averaging 4.52 yards per carry, which is 47th-highest average in the country.

San Diego State rushed for 200 or more yards in the first three games of the season, marking the first time the Aztecs cleared 200 yards rushing in three consecutive games since 1998.

Other notes on the ground game: San Diego State ranks 80th nationally in rushing offense (142.55), T-25th in rushing touchdowns (24) and 47th in rushing yards per carry (4.52)... San Diego State has already surpassed its team rushing total from the 2009 season (940) and 2008 season (878)... With 24 rushing touchdowns in 10 games this season, the Aztecs have more rushing touchdowns than they did in the 26 games prior to this season (includes in every game from the 2008 and 2009 seasons) ... Last season, the Aztecs rushed for eight touchdowns in 12 games...Against Brigham Young, San Diego State's streak of consecutive games with at least 100 yards rushing was snapped at five games (it was the longest streak since Nov. 25, 2006 through Sept. 22, 2007) ... Freshman running back Ronnie Hillman became the first Aztec player to rush for 1,000 yards since Lynell Hamilton rushed for 1,087 in 2003 ... He also became just the third SDSU freshman to break 1,000 yards (Hamilton, 2003 and Marshall Faulk, 1991).

SDSU RUSHING

Category	2007	2008	2009	2010
Games	12	12	12	11
Carries	359	284	328	347
Yards	1,247	878	940	1,572
Touchdowns	19	11	8	24
Yards Per Carry	3.5	3.1	2.9	4.5
Yards Per Game	103.9	73.2	78.3	142.9
National Rank. - Rushing	105	117	116	80

NCAA FBS RUSHING YPC

Rk.	Team	Carries	Yds.	YPC
1.	Nebraska	262	1,813	6.92
2.	Oregon	291	1,889	6.49
3.	Michigan	304	1,971	6.48
4.	Nevada	326	2,020	6.20
5.	Southern California	248	1,491	6.01
6.	Auburn	333	1,986	5.96
	Louisville	221	1,317	5.96
8.	San Diego State	188	1,112	5.91
9.	Northern Illinois	293	1,698	5.80
10.	Georgia Tech	398	2,297	5.77

MEET RONNIE HILLMAN



True freshman running back Ronnie Hillman has a 228-yard rushing game against then 25th-ranked Missouri, four 150-yard rushing games and three Mountain West Conference offensive player of the week honors in his first 11 games at the collegiate level.

Against Missouri, Hillman became the 17th player in school history to record a 200-yard rushing game. With four 100-yard efforts this year, he is now tied for 17th place in school history in that category.

Through 11 games, Hillman has carried 215 times for 1,152 yards, an average of 5.36 yards per carry. The freshman already has 13 rushing touchdowns, nine more than any Aztec player had in 2009.

Among his classmates nationally, Hillman is first in rushing yards per carry, second in rushing yards per game and tied for second in rushing touchdowns.

at New Mexico State: Had a game to remember against New Mexico State, carrying 22 times for 150 yards and four second-half touchdowns in just his second college game. He became the 71st player to

HILLMAN IN NCAA STATS

Category	No.	NCAA Rk.	NCAA Fr. Rk.
Rushing Yards Per Game	104.73	17th	2nd
Rushing Touchdowns	13	T-18th	T-2nd
Rushing Yards Per Carry*	5.36	13th	1st

* - min. 100 yards per game.

record a 100-yard rushing game in Aztec history and it was just the 81st time in school history that a player rushed for 150 or more yards.

at No. 25 Missouri: Torched the defense of a top-25 team by rushing for 228 yards and two touchdowns on 23 carries. Produced the second-longest rush by a player in an NCAA game this season with his 93-yard fourth-quarter touchdown. He also had a 75-yard touchdown run, which currently ranks as the 24th longest rush in an NCAA game this season.

vs. Air Force: Posted his third 100-yard rushing game this season and third for 150 yards or more after finishing with 191 yards on the ground. He recorded his third rush this season of 65 or more yards on his second quarter TD. He also scored on a 44-yard scamper to seal the win. With his effort, he produced the second-most rushing yards by an Aztec freshman in his first six games, surpassing Lynell Hamilton (670 yards, 2004) and trailing Marshall Faulk (983 yards, 1991).

vs. Colorado State: Had his fourth 100-yard game of 2010 and fourth with 150 or more yards after rushing 31 times for 151 yards. His 31 carries were a career high. The 150 yards put him over 1,000 yards for the season as he became the third Aztec freshman to break the 1,000 plateau, joining Marshall Faulk (1,429 in 1991) and Lynell Hamilton (1,087 in 2003). Hillman became the first Aztec to break 1,000 yards in a season since Hamilton (2003) and the first ever to run over 1K in the first nine games of his freshman campaign. He scored his 12th rushing touchdown of the season, which is the most since Larry Ned's 15 in 2001 and tied for the 10th most in SDSU single-season history.

NCAA Freshmen Class Leaders - Rushing Yards

Rk.	Name, School	Gm	Carries	Net	TDs	Avg.	Yards Per Game
1.	Marcus Lattimore, South Carolina	10	209	1,066	17	5.10	106.60
2.	Ronnie Hillman, San Diego St.	11	215	1,152	13	5.36	104.73
3.	James White, Wisconsin	10	128	895	13	6.99	89.50
4.	Taylor Martinez, Nebraska	11	134	974	12	7.27	88.55
5.	Orleans Darkwa, Tulane	10	161	860	9	5.34	86.00

POLLING TIME

The San Diego State football team is receiving votes in the USA Today Coaches' poll for the fifth consecutive week, despite falling to Utah, 38-34, on Saturday. The four votes are tied for the 36th most in the nation. The Aztecs did fall from the Associated Press Top 25, though.

Two weeks ago, SDSU had its most substantial recognition of the season. The Aztecs received 33 more votes in the AP Top 25 (42 total) and 40 more votes in the USA Today Coaches' edition (44 total) than they did the previous week.

The Red and Black still haven't been ranked in 15 years, when it reached the No. 25 spot by the AP on Nov. 7, 1995. It was the sixth straight win for the Aztecs at the time, as they eventually finished with an 8-4 overall record.

SDSU is one of three Mountain West Conference schools to receive votes in either poll, joining No. 4/4 TCU and No. 23/22 Utah.

When the Aztecs debuted in the poll on Oct. 24, it marked the first time SDSU received a vote in either of the two major polls since getting one point in the USA Today poll on Sept. 12, 2004.

The AP poll is voted on by members of the media, while the USA Today poll is compiled by a board made up of current FBS head coaches.

OWNING THE CLASS OF 2009

Prior to the 2009 season, 22 NCAA Football Bowl Subdivision schools hired new coaches, including the San Diego State hiring of Brady Hoke. Hoke and the Aztecs have been tough this year on other coaches hired prior to 2010, posting a 4-0 record against coaches in their second season with their current employer. The Aztecs have victories over DeWayne Walker of New Mexico State, Gary Andersen of Utah State, Mike Locksley of New Mexico and Dave Christensen of Wyoming.

By any barometer, the Brady Hoke hiring has been a good one, with San Diego State on the verge of ending an 11-year bowl drought. Taking a look at the 22 coaches that debuted at new schools prior to the 2009 campaign, we compared the school's two-year record prior to their arrival (2007-08) with their record at the school (2009-10) and then used baseball's games ahead/behind to come up with the difference.

Below is a look at the 12 coaches that own a positive number on the games ahead/games behind category.

Class of 2009 Head Coaches - Top 12

Rk.	Name, School	Before (2007-08)		At School (2009-current)		GA/GB
		W	L	W	L	
1.	Paul Rhodes, Iowa State	5	19	12	13	+6.5
	Doug Marrone, Syracuse	5	19	11	12	+6.5
	Steve Sarkisian, Washington	4	21	9	13	+6.5
4.	Brady Hoke, San Diego St.	6	18	11	12	+5.5
	Rich Ellerson, Army	6	18	11	12	+5.5
	Gene Chizik, Auburn	14	11	19	5	+5.5
7.	Tim Beckman, Toledo	6	18	12	11	+4.5
8.	Gary Andersen, Utah State	5	19	8	15	+3.5
9.	Bill Snyder, Kansas State	10	14	12	11	+2.5
	Chip Kelly, Oregon	19	7	20	3	+2.5
11.	Dan Mullen, Mississippi State	12	13	12	11	+1.0
	Mike Haywood, Miami (Ohio)	8	17	8	15	+1.0
13.	Dave Christensen, Wyoming	9	15	10	15	+0.5

BURRIS EARNS MWC FOOTBALL PLAYER-OF-THE-WEEK HONORS

San Diego State junior linebacker Miles Burris (Granite Bay, Calif.) has been named the Mountain West Conference Co-Defensive Player of the Week for his performance in the team's victory over Colorado State on Nov. 6, the league office announced two days later. It is the first career award for Burris, who shared the honor with TCU's Tanner Brock, while he becomes the fourth different Aztec tabbed by the MWC in 2010.

Burris had a career night in leading SDSU to a 24-19 win against the Rams, posting 10 tackles, including nine solo efforts. He also made four stops

behind the line of scrimmage for a loss of 39 yards, had two sacks for a loss of 22 yards and forced two fumbles. The 39 yards was more than his season total in that category on nine previous tackles for loss, while the 4.0 TFLs are the most by an Aztec in a game since September 2008.

Burris' two forced fumbles came on the same CSU drive in the second quarter, as the Rams had advanced to the San Diego State 18-yard line, but eventually were forced to turn the ball over on downs as the second fumble took them out of field goal range.

On the year, the 6-3 linebacker leads the Mountain West Conference and is in the top 32 nationally in both sacks (7.0) and tackles for loss (13.0). Burris is tied for the league lead in fumbles forced (4), which is tied for fourth in the FBS in 2010, and boasts a team-high 50 stops on the season.

DUO NAMED MWC PLAYERS OF THE WEEK (THREE WEEKS AGO)

Senior wide receiver DeMarco Sampson and junior punter Brian Stahovich (Solana Beach, Calif.) were named the Mountain West Conference Players of the Week for their performances in the team's 48-38 victory at Wyoming, the league office announced Monday, Nov. 1. This is the second career award for both Sampson and Stahovich and marks the fourth and fifth time that an Aztec has been honored by the MWC in 2010.

The league's offensive player of the week, Sampson had seven catches for 175 yards and two touchdowns vs. the Cowboys. His first TD came with San Diego State trailing with 6:26 left until the half, finding an opening behind the Wyoming secondary for a 56-yard reception and the 13-10 lead. His second touchdown helped secure the victory, as the Cowboys rallied to within three points in the fourth quarter before his 59-yard catch moved it to a two-possession game and rounded out scoring at 48-38 in favor of the Aztecs.

Stahovich, who was tabbed the special teams player of the week, had one punt for 89 yards against the Cowboys. That one kick proved to be a turning point in the contest and according to Wyoming head coach Dave Christensen, caused "probably a 10-point swing in the game."

With the ball spotted on the Aztec 3-yard line, Stahovich handled a high snap standing in the back of the end zone and belted the kick 89 yards, which is the longest punt in school history, beating the previous high of 82 yards by Noel Prefontaine at New Mexico on Oct. 19, 1996, at New Mexico. The 89-yard effort is also the longest in the FBS this season and second-longest in MWC history.

HILLMAN MWC POW FOR THIRD TIME

Ronnie Hillman was named the Mountain West Conference co-Offensive Player of the Week for his performance in the team's upset of No. 23 Air Force, the league office announced Oct. 18. Hillman becomes the first Aztec to ever garner MWC honors three times in a single season, after also doing so on back-to-back weeks following the team's games at New Mexico State and No. 25 Missouri.

Hillman led SDSU to its first victory over a top-25 foe in 14 years, as the Aztecs edged 23rd-ranked Air Force, 27-25, at Qualcomm Stadium. The freshman logged 24 carries for 191 yards and a pair of touchdowns, including a 65-yard effort to give the home team a 7-0 lead and a 44-yarder that proved to be the game-winner with two minutes left in the fourth quarter.

Hillman, who shared the week's honor with TCU quarterback Andy Dalton, also added an eight-yard reception against the Falcons to account for seven of the team's 16 first downs on the evening. He boasted eight rushes for over seven yards and three for over 20 in averaging eight yards a carry.

Hillman is tied for second in school history for most career MWC player-of-the-week honors with All-American linebacker Kirk Morrison. Only former Aztec place-kicker Garrett Palmer has more awards to his credit since the league's inception in 1999, garnering one in each of his four seasons on The Mesa from 2004-07.

THREE AZTECS ON WATCH LISTS

San Diego State placed three student-athletes on preseason national award watch lists in 2010. Senior wide receiver Vincent Brown, senior center Trask Iosefa and senior tight end Alston Umuolo are on the initial short list for their positions' top honor.

Vincent Brown (Rancho Cucamonga, Calif.) is one of 51 candidates for the 2010 Biletnikoff Award, which is given annually to the nation's most outstanding college football wide receiver. Brown was one of 10 semifinalists for the same honor a year ago and is the first Aztec to be nominated for the award twice in his career. The 6-0 wideout entered the upcoming season with 140 career catches for 1,758 yards and 13 touchdowns. In 2009, he had 45 receptions for 778 yards and six touchdowns before suffering a season-ending injury against Colorado State. Despite only playing seven outings, he was still tabbed a second-team all-conference selection.

Trask Iosefa (Ewa Beach, Hawaii) is one of just 37 players to be named to the 2010 Fall Watch List for the Rimington Trophy, awarded annually to the nation's best center. Iosefa entered the 2010 campaign having made 36 consecutive starts, the most on the team. The three-year starter has played in every game since the beginning of the 2008 season. He was also on the Rimington Trophy watch list in 2009.

Alston Umuolo (Phoenix, Ariz.) is one of 32 candidates on the 2010 John Mackey Award Watch List, presented annually to the nation's top tight end. Umuolo, who earned a position on the preseason all-Mountain West Conference team as selected by the media at media day, has established himself as one of the premier tight ends in the nation. Last season, he caught a career-high 22 passes for 243 yards and three touchdowns. In 33 career games, the senior has 42 receptions for 420 yards.

Aztecs on National Watch Lists

Name	Position	Award	Note
Vincent Brown	WR	Biletnikoff	Was one of 10 semifinalists for the honor before getting hurt last season
Trask Iosefa	C	Rimington	Started all 36 games at center since arriving on campus prior to '07 season
Alston Umuolo	TE	Mackey	His 6-4, 255-pound frame make him a blocking force; 22 receptions in '09

THREE AZTECS NAMED TO PRESEASON MWC TEAM

San Diego State football was tabbed for a sixth-place finish and senior wide receiver Vincent Brown, senior tight end Alston Umuolo and junior punter Brian Stahovich were all named to the preseason all-Mountain West Conference team, according to the annual preseason media survey conducted by the league office. The 26-member all-conference squad and predicted league finish were released July 27 at the MWC's annual media day in Las Vegas.

The sixth-place ranking in the preseason poll was the highest for an Aztec team since also being selected sixth prior to the 2006 campaign. San Diego State has finished at or higher than its projected preseason ranking in four of the last five seasons.

With three members on the all-conference team, San Diego State equaled its combined representation in the previous four seasons (2006-09) and placed multiple individuals on the squad for the first time since four Aztecs - Lynell Hamilton, Mike Kracalik, Matt McCoy and Kirk Morrison - earned spots on the 2004 squad.

Brown was one of the top receivers in the country last season before suffering a season-ending thumb injury. Nonetheless, he earned second-team all-conference honors and enters his final year with 140 receptions, 1,758 receiving yards and 13 touchdowns receiving. Brown is on the preseason all-conference list for the second consecutive season, the first SDSU player to do so since current New Orleans Saints running back Lynell Hamilton was tabbed in 2004 and 2005.

Despite playing his home games at sea level, Stahovich was one of the nation's top punters a year ago as a sophomore. In 2009, he averaged 43.8 yards per kick and had 13 of his boots downed inside the 20. He was 13th in the country a year ago in punting average.

With 33 career games played, Umuolo has established himself as one of the premier tight ends on the West coast. Last season, he caught a career-high 22 passes for 243 yards and three touchdowns.

Defending MWC champion TCU, which finished 2009 with an 8-0 conference record (12-1 overall) and a No. 6 national ranking, was picked to win the league and received all 31 first-place votes. The Horned Frogs were followed by Utah (242 points), BYU (207 points), Air Force (195 points) and Wyoming (147 points). Colorado State (7th - 96 pts.), UNLV (8th - 56 pts.) and New Mexico (9th - 45 pts.) rounded out the poll.

AZTECS NAME CAPTAINS

San Diego State head coach Brady Hoke announced that seniors Doug Deakin, Ernie Lawson and Andrew Preston have been named team captains for the upcoming 2010 season. The three were selected in a vote by their teammates in late August.

Deakin, a senior wide receiver from Oak Park, Calif., started his career at San Diego State as a volunteer for the football video staff in 2006. He earned a spot on the roster the following season on the defensive scout team. In 2008, he switched positions to wide receiver and last season saw action in 11 games, mostly on special teams. He earned the 2008 President's Award for Highest Standards of Academic and Athletic Excellence, has been recognized as a SDSU Scholar-Athlete and was a 2009 nominee for the College Football Rudy Awards, honoring the student-athletes who demonstrate excellent character, contribution and commitment as members of their collegiate football teams.

Lawson, a senior defensive end from Vallejo, Calif., has played in 30 career games and made 17 career starts in his three seasons as a member of the Aztecs. He set career highs last season, with 22 tackles, 6 ½ tackles for loss, two sacks and a fumble recovery. He has 49 career stops and has started 12 consecutive games for San Diego State. This summer, Lawson has moved from defensive tackle to defensive end, and earned preseason all-Mountain West Conference honors by Phil Steele Magazine. Lawson is also a San Diego State scholar-athlete.

Preston, a senior Aztec back from Centennial, Colo., has moved from an outside linebacker position last season to the feature spot in defensive coordinator Rocky Long's defense. Preston has played in 35 games in three seasons, including 29 consecutive contests. He has 200 career stops, the most of any active player. Five times in his career Preston has recorded double-figure tackle totals, including a career-best 18 stops against Air Force on Oct. 11, 2008. Despite the off-season position change, Preston still earned preseason all-conference accolades by Phil Steele Magazine.



BRADY HOKE

Won a national championship as an assistant coach at Michigan in 1997

Delivered the Top 10 list on the Late Show with David Letterman on Dec. 8, 2008

Makes homemade pizza every Thursday night during the season, a tradition that dates back to his days as high school coach in Ohio

AT SAN DIEGO STATE:

- ▶ Became San Diego State's 17th head football coach on Dec. 16, 2008.
- ▶ Of the 22 new head coaches in 2009, he was the only one to receive multiple votes for Associated Press coach of the year in 2008.
- ▶ He is one of 12 current head coaches who also serves as a position coach.
- ▶ One of three first-year coaches in 2009 who doubled his schools' win total from the previous season.

AT BALL STATE:

- ▶ Guided Ball State to a 12-1 record and an appearance in the GMAC Bowl in 2008. The Cardinals were One of 10 finalists for the 2008 Liberty Mutual National Coach of the Year award.
- ▶ Was named Mid-American Coach of the Year in 2008 and American Football Coaches Association Football Bowl Subdivision Region 3 Coach of the Year.
- ▶ Served as head coach at Ball State University in Muncie, Ind., for the last six seasons, leading the Cardinals to a pair of bowl game appearances.
- ▶ In his sixth and final year as head coach of the Cardinals, Hoke guided Ball State to its best season in program history, recording a school-record 12 wins and completing an undefeated Mid-American Conference regular-season campaign with an 8-0 mark in 2008.
- ▶ Ball State made its' first-ever appearance in the national polls a year ago, ranking as high as 12th by the Associated Press and 13th in the *USA Today* Coaches poll.
- ▶ Hoke led the Cardinals to back-to-back bowl game appearances (2007-08), the first time the feat has happened in school history. The 2008 team, which also advanced to its first MAC championship contest, earned an invitation to the GMAC Bowl in Alabama in early January.
- ▶ Ball State won its 12 games by an average of 21 points and scored a school-record 476 points, including a program-best 62 touchdowns with Hoke at the helm.
- ▶ A year ago, the Cardinals were 11th in the nation in total offense, averaging just over 450 yards per contest. They were also fifth in sacks allowed (0.92), sixth in passing efficiency (164.4) and first in fewest penalties per game (2.77) through their first 13 games.
- ▶ In 2007, Ball State made its first bowl game appearance in 11 years, earning a bid to the International Bowl in Toronto as MAC co-west division champions. The Cardinals finished with a 7-6 overall record, including a 5-2 mark in conference action, and had four players earn first-team all-league accolades.

PLAYING EXPERIENCE:

- ▶ Hoke was a defensive standout for Ball State as a student-athlete, lettering four times from 1977-80, and serving as team captain as a senior.
- ▶ His junior campaign, Hoke posted 95 tackles and as a senior, he had a team-best 150 stops to rank sixth in the MAC and garner second-team all-league honors.
- ▶ As a sophomore, he ranked third on the team in tackles and helped the Cardinals to the 1978 MAC championship with an 8-0 record, the only other time Ball State finished a league campaign undefeated prior to 2008.
- ▶ Hoke earned his bachelor's degree in criminal justice from Ball State in 1982.

PERSONAL:

- ▶ Hoke is married to the former Laura Homberger and the couple has a daughter, Kelly. His brother, Jon, was an assistant coach at San Diego State from 1987-88 under Denny Stolz, and is currently the defensive backs coach with the Chicago Bears.

■ Brady Hoke Head Coaching Record

Year	Record	League	Finish	Home	Away	Neutral	Bowl Game
2003	Ball State	4-8	3-5	5th	3-3	1-5	0-0
2004	Ball State	2-9	2-6	6th	2-3	0-6	0-0
2005	Ball State	4-7	4-4	5th	1-3	3-4	0-0
2006	Ball State	5-7	5-3	T-3rd	2-4	3-3	0-0
2007	Ball State	7-6	5-2	T-1st	3-2	4-3	0-1 International Bowl, Rutgers (L, 30-52)
2008	Ball State	12-1	8-0	1st	6-0	6-0	0-1 GMAC Bowl (<i>Did not coach in bowl game.</i>)
2009	San Diego State	4-8	2-6	7th	3-3	1-5	0-0
2010	San Diego State	7-4	4-3	4-1	3-3	0-0	
Totals		45-50	33-29		24-19	21-29	0-2

HOKE SITUATIONAL RECORD

Overall	45-50
at San Diego State	11-12
at Ball State	34-38
Home	24-19
San Diego	7-4
Muncie, Ind.	17-15
Road	21-29
at San Diego State	4-8
Neutral	0-2
Scoring 41+ Points	16-0
Scoring 20+ Points	44-30
Allowing 20- Points	31-3
Conference Games	33-29
Home	17-14
MWC Games	6-9
Home	3-4
3-Point or Closer	7-6
7-Point or Closer	14-14

HEAD COACHES/POSITION COACHES

12 Total

Team	Coach	Sp. Tms.
Arkansas State	Steve Roberts	Sp. Tms.
Ball State	Stan Parrish	QB
Brigham Young	Bronco Mendenhall	DT
UConn	Randy Edsall	S
Kent State	Doug Martin	QB
Louisiana	Rickey Bustle	PK, LS, PR
Louisiana-Monroe	Todd Berry	QB
Nevada	Chris Ault	QB
San Diego State	Brady Hoke	DL
Tulsa	Todd Graham	S
Utah State	Gary Andersen	DT
Virginia Tech	Frank Beamer	K

AZTEC COACHING STAFF



Brady Hoke

FIELD

Head Coach, 2nd Year (Ball State '82)

- ▶ Doubled SDSU's win total from the year before in his first season on The Mesa.
- ▶ One of 10 finalists for the 2008 Liberty Mutual National Coach of the Year award in his final year at Ball State.

▶ Ball State made its' first-ever appearance in the national polls a year ago, ranking as high as 12th by the Associated Press and 13th in the USA Today Coaches poll.



Al Borges

BOX

Off. Coordinator, 2nd Year (Chico St. '81)

- ▶ Al Borges has 23 years of service as an offensive coordinator at the NCAA level.
- ▶ Borges helped Auburn compile a four-year record of 41-9 and post a 2-1 record in bowl games. He was tabbed the Offensive Coordinator of the Year by Rivals.com in 2005.

▶ While at UCLA from 1996-2000, Borges was twice a finalist for the Frank Boyles Assistant Coach of the Year award.



Rocky Long

FIELD

Def. Coordinator, 2nd Year (New Mexico '74)

- ▶ Came to SDSU in December of 2008, after serving as head coach at New Mexico for the last 11 years.
- ▶ Amassed the most victories of any Mountain West Conference head coach in the league's history. Was tabbed the league's coach of the year in 2002.

▶ While at New Mexico, he coached 12 players selected in the NFL Draft, 10 players who earned All-America honors since 2001 and had a MWC-high 34 first-team all-conference selections since 2003.



Jeff Hecklinski

BOX

Asst. HC/RBs, 2nd Year (W. Illinois '97)

- ▶ The Western Illinois graduate joined Aztec head coach Brady Hoke at Ball State in 2004 as the team's receivers coach, before taking on added duties with recruiting in 2008.

▶ Before moving to Ball State, was the quarterbacks coach and passing game coordinator at Arizona in 2003.

▶ Standout quarterback at Western Illinois, throwing for over 5,980 yards to rank second in the school's career record book.



Dan Ferrigno

FIELD

TEs/Special Teams, 2nd Year (SF St. '77)

- ▶ Has spent 22 seasons as an assistant coach in the Pac-10 Conference at Cal, Oregon, Oregon State and USC.
- ▶ Most recently, returned to Cal for his third stint in Berkeley to coach the Golden Bear wide receivers in '06-07.

▶ Was on staff with Brady Hoke and Rocky Long at Oregon State.
▶ Spent nine seasons with the Beavers, tutoring the running backs, defensive backs, linebackers and special teams.



Darrell Funk

FIELD

Offensive Line, 2nd Year (CSU '88, Illinois '90)

- ▶ A graduate of CSU and former assistant at his alma mater from '03-07, coaching the Aztecs' offensive line after spending 2008 as Ball State's offensive line coach.
- ▶ The Fort Collins, Colo., native spent five seasons at CSU under head coach Sonny Lubick.

▶ Three-year starter at CSU from '83-86, playing on both the offensive and defensive line and at tight end.



LeCharls McDaniel

FIELD

Wide Receivers, 10th Year (Cal Poly '81)

- ▶ In his third stint at SDSU, having coached the wide receivers (2002 and 2006), running backs (2005) and secondary/special teams ('94-96).

▶ Has also coached at Oregon State (STs/TEs), Cal (STs), Washington Redskins (STs), Phoenix Cardinals (WRs), Cal Poly (Sec/STs), San Diego Chargers (Asst. STs) and Hartnell College (Sec).

▶ Honorable mention All-American as a senior cornerback in 1980.



Brian Sipe

FIELD

Quarterbacks, 2nd Year (San Diego State)

- ▶ Played for legendary SDSU coach Don Coryell and was the Aztecs' leading passer in '70 and '71. In '70, he directed SDSU to a 9-2 record as the Aztecs spent eight weeks ranked among the nation's top 20.

▶ As a junior, he was an honorable mention All-American by the AP after throwing for 2,618 yards and 23 TDs.

▶ In 1980, he earned league MVP honors and was named first-team all-pro, leading the Browns to an 11-5 record.



Mark Smith

FIELD

LBs, 2nd Year (Purdue '79, Bowling Green '83)

- ▶ Spent the last seven seasons as Brady Hoke's defensive coordinator and linebackers coach at Ball State.
- ▶ Has been a defensive coordinator on the collegiate level for 10 years overall.

▶ Before moving to Muncie, Smith was an assistant coach at Indiana State for 15 years, including the last two as defensive coordinator of the Sycamores, where he helped tutor six All-Americans including NFL Draft pick Dan Brandenburg.



Tony White

BOX

Cornerbacks, 2nd Year (UCLA '02)

- ▶ Came to San Diego State after spending 2008 alongside current Aztec defensive coordinator Rocky Long at New Mexico. White was in charge of the Lobos' linebackers.

▶ In 2008, White coached two honorable mention all-conference linebackers in Zach Arnett and Herbert Felder.

▶ Was a three-year starter and four-year letterman at outside linebacker for UCLA from 1997-2000.

SAN DIEGO STATE ROSTER

Alphabetical

No.	Name	Pos.
26	Andrews, Marcus	DB
44	Andrews, Rob	LB
49	Autele, J.J.	DL
54	Barksdale, Demetrius	LB
92	Beed, Everett	DL
86	• Ben-Ron, Jesse	DL
20	Berhe, Nat	DB
12	• Bernards, Jake	QB
58	Brewer, Aaron	LS
30	Brown, Davon	RB
80	Brown, Vincent	WR
9	Burris, Miles	LB
16	Clark, Ryne	QB
67	Corbett, Garrett	OL
11	Davis, Brandon	DB
17	Deakin, Doug	WR
84	Denso, Dylan	WR
64	Dilley, Zach	OL
13	• Dingwell, Adam	QB
60	Draheim, Tommie	QB
46	Driver, Jacob	LB
68	Embernate, Nik	OL
88	Escobar, Gavin	TE
73	Farr, Kellen	OL
63	Feaster, Andrew	LB
56	Fely, Jake	LB
19	Forni, Chris	WR
98	Galea, Cody	DL
96	Galea, Kenneth	DL
66	Gauld, Riley	OL
57	Gavert, Josh	LB
45	Ghandour, John	TE
93	Gibbs, Larry	DL
50	• Gordert, Chris	DL
65	Gordon, Japheth	OL
75	Grassilli, Leo	OL
21	• Gregorio, Robert	WR
79	Gunther, Kurtis	OL
37	Harris, Vaness	LB
43	• Heers, Brice	FB
5	Hemmings, Dey Juan	DB
89	Hewitt, Hunter	TE
13	• Hillman, Ronnie	RB
35	Holder, King	DB
4	Horn, Romeo	DB
50	• Iosefa, Trask	OL
95	Jackson, Perry	DL
71	Johnson, Alec	OL
81	• Jones, Marven	WR
34	• Kazee, Walter	RB
21	• Keels, Mahbu	DB
31	Ketchum, Logan	LB
62	Koletsy, Brandon	LS
40	• Lamar, David	WR
99	Lawson, Ernie	DL
6	Lemon, Gabe	DB
3	Lewis, Darryn	DB
14	• Lindley, Ryan	QB
24	Lockett, Colin	DB
94	Long, Jerome	DL
7	• Mack, Derek	DB
74	Matamua, Mike	OL
2	McFadden, Leon	DB
32	Miller, Anthony	RB
51	Miller, Jimmy	OL
18	• Morrison, Colton	QB
48	Moses, Eron	DL
39	• Muema, Adam	RB

Numerical

No.	Name	Pos.	Ht.	Wt.	Yr.	Exp.	Hometown (High School/College)
1	DeMarco Sampson	WR	6-2	205	Sr.	3L	Chula Vista, Calif. (Castle Park High)
2	Leon McFadden	DB	5-10	180	So.	1L	Inglewood, Calif. (St. John Bosco High)
3	Darryn Lewis	DB	5-9	170	Sr.	2L	Elk Grove, Calif. (Franklin High)
4	Romeo Horn	DB	6-0	185	Jr.	2L	Fresno, Calif. (Edison High)
5	Dey Juan Hemmings	DB	5-11	205	Sr.	3L	San Bernardino, Calif. (Rialto High)
6	Gabe Lemon	DB	5-10	190	Fr.	RS	Mission Viejo, Calif. (Lutheran High)
7	Derek Mack	DB	5-7	160	So.	SQ	Spring Valley, Calif. (Otay Ranch High)
7	Alston Umuolo	TE	6-4	255	Sr.	3L	Phoenix, Ariz. (Centennial High)
9	Miles Burris	LB	6-3	235	Jr.	2L	Granite Bay, Calif. (Granite Bay High)
10	Josh O'Brien	TE	6-4	230	Sr.	SQ	Del Mar, Calif. (Santa Fe Christian High)
11	Brandon Davis	DB	6-2	190	Jr.	2L	Oakland, Calif. (Castlemont High)
12	Jake Bernards	QB	6-5	210	Fr.	RS	Valencia, Calif. (West Ranch High)
12	Josh Wade	DB	6-0	180	So.	1L	San Diego, Calif. (Point Loma High)
13	Adam Dingwell	QB	6-4	195	Fr.	HS	Rockwall, Texas (Rockwall High)
13	Ronnie Hillman	RB	5-10	185	Fr.	HS	La Habra, Calif. (La Habra High)
14	Ryan Lindley	QB	6-4	220	Jr.	2L	Alpine, Calif. (El Capitan High)
14	Brian Stahovich	P	6-0	190	Jr.	2L	Solana Beach, Calif. (Cathedral Catholic High)
15	Jose Perez	DB	6-1	180	Sr.	2L	Oceanside, Calif. (Oceanside High)
16	Ryne Clark	QB	6-2	205	Fr.	RS	Palm Desert, Calif. (Palm Desert High)
17	Doug Deakin	WR	6-0	185	Sr.	1L	Oak Park, Calif. (Oak Park High)
18	Colton Morrison	QB	6-5	210	Fr.	HS	Oceanside, Calif. (El Camino High)
18	Dominique Sandifer	WR	6-0	190	So.	1L	Gardena, Calif. (Beverly Hills High)
19	Chris Forni	WR	6-3	190	Jr.	TR	Petaluma, Calif. (Casa Grande High/San Francisco CC)
20	Nat Berhe	DB	5-10	185	Fr.	RS	Colton, Calif. (Colton High)
21	Robert Gregorio	WR	5-10	170	So.	SQ	Rolling Hills, Calif. (Palos Verdes High)
21	Mahbu Keels	DB	6-1	170	Fr.	HS	San Diego, Calif. (Mission Bay High)
22	Andrew Preston	DB	6-1	210	Sr.	3L	Centennial, Colo. (Arapahoe High)
23	Brandon Sullivan	RB	5-11	215	Sr.	3L	Poway, Calif. (Poway High)
24	Colin Lockett	DB	6-0	185	Fr.	RS	Diamond Bar, Calif. (Diamond Bar High)
26	Marcus Andrews	DB	6-0	190	Fr.	RS	Los Angeles, Calif. (Crenshaw High)
27	Eric Pinkins	DB	6-3	200	So.	1L	Sacramento, Calif. (Inderkum High)
29	Larry Parker	DB	5-11	170	Jr.	1L	San Diego, Calif. (St. Augustine High/Grossmont JC)
29	Bryan Shields	K	6-1	195	Sr.	SQ	Bonita, Calif. (Bonita Vista High/Utah State)
30	Davon Brown	RB	5-9	190	Sr.	3L	Torrance, Calif. (South High)
31	Logan Ketchum	LB	6-3	220	Jr.	1L	Oak Park, Calif. (Oak Park High)
32	Anthony Miller	RB	6-0	225	So.	1L	Dallas, Texas (Carter High)
33	Colin Shumate	LB	6-2	220	So.	SQ	Las Vegas, Nev. (Las Vegas High)
34	Walter Kazee	RB	5-9	180	So.	1L	San Bernardino, Calif. (Cajon High)
34	J.J. Whittaker	DB	5-10	175	Fr.	HS	Oceanside, Calif. (Oceanside High)
35	King Holder	DB	5-10	170	Fr.	HS	Oceanside, Calif. (Oceanside High)
36	Nick Tenhaeff	LB	6-2	210	Fr.	RS	Atascadero, Calif. (Atascadero High)
37	Vaness Harris	LB	6-2	245	Fr.	RS	Los Angeles, Calif. (Dorsey High)
38	Abel Perez	K	6-1	225	Jr.	TR	Chula Vista, Calif. (Castle Park High/Southwestern College)
39	Adam Muema	RB	5-10	205	Fr.	HS	Covina, Calif. (Charter Oak High)
39	Rene Siluano	DB	5-10	190	Fr.	HS	Oceanside, Calif. (Oceanside High)
40	David Lamar	WR	6-2	170	Fr.	HS	San Diego, Calif. (Madison High)
40	Chad Young	FB	5-11	240	Fr.	RS	La Verne, Calif. (Glendora High)
41	Khalid Stevens	DB	5-11	195	So.	SQ	Pacific Palisades, Calif. (Palisades High)
42	Brandon Turner	WR	6-3	195	Fr.	HS	Orange, Calif. (Orange Lutheran High)
43	Brice Heers	FB	5-11	215	Fr.	RS	Encinitas, Calif. (Santa Fe Christian High)
43	Ross Williams	DB	6-3	210	So.	SQ	Rancho Santa Margarita, Calif. (Mission Viejo High)
44	Rob Andrews	LB	6-2	220	So.	1L	Pleasanton, Calif. (Foothill High)
45	John Ghandour	TE	6-4	245	Fr.	HS	La Habra, Calif. (La Habra High)
46	Jacob Driver	LB	6-2	205	Fr.	RS	Carlsbad, Calif. (La Costa Canyon High)
47	Jacob Tauanuu	DL	6-1	260	Sr.	1L	San Diego, Calif. (Helix High/UAB)
48	Eron Moses	DL	6-4	250	Jr.	SQ	Yorba Linda, Calif. (Esperanza High)
49	J.J. Autele	DL	6-1	250	Jr.	1L	Waipahu, Hawaii (Punahou High)
50	Chris Gordert	LB	6-0	230	So.	SQ	Honolulu, Hawaii (Mira Mesa High (Calif.))
50	Trask Iosefa	OL	6-0	300	Sr.	3L	Ewa Beach, Hawaii (Punahou High)
51	Jimmy Miller	OL	6-3	290	So.	SQ	Denver, Colo. (J.K. Mullen High)
52	Marcus Yarbrough	LB	6-2	230	Sr.	3L	San Diego, Calif. (Eastlake High)
53	Emilio Rivera	OL	6-4	305	Jr.	2L	Sylmar, Calif. (Sylmar High)
54	Demetrius Barksdale	LB	6-3	210	Jr.	1L	San Diego, Calif. (University City High)
55	Neil Spencer	DL	6-2	280	Jr.	1L	Las Vegas, Nev. (Cimarron-Memorial High)
56	Jake Fely	LB	5-10	205	Fr.	HS	Oceanside, Calif. (Oceanside High)
57	Josh Gavert	LB	6-2	190	Fr.	HS	Lakewood, Calif. (Mayfair High)
58	Aaron Brewer	LS	6-5	215	Jr.	2L	Fullerton, Calif. (Troy High)

Numerical

No.	Name	Pos.	Ht.	Wt.	Yr.	Exp.	Hometown (High School/College)
59	Jordan Thomas	DL	6-1	240	Fr.	HS	Redlands, Calif. (Redlands High)
60	Tommie Draheim	OL	6-4	300	Jr.	1L	Lakeside, Calif. (El Capitan High)
62	Brandon Koletsky	LS	6-2	220	Fr.	HS	Encino, Calif. (Campbell Hall High)
63	Andrew Feaster	LB	6-0	195	So.	TR	Chula Vista, Calif. (Eastlake High/Southwestern College)
64	Zack Dilley	OL	6-5	280	Fr.	HS	Menifee, Calif. (Paloma Valley High)
65	Japheth Gordon	OL	6-3	285	Fr.	RS	Canyon Country, Calif. (Canyon High)
66	Riley Gauld	OL	6-5	300	Jr.	TR	Santa Maria, Calif. (Santa Ynez High/Allan Hancock College)
67	Garrett Corbett	OL	6-5	270	Fr.	HS	Sparks, Nev. (Reed High)
68	Nik Embernate	OL	6-4	305	So.	1L	Yucaipa, Calif. (Yucaipa High)
70	Juan Roman	OL	6-3	280	Fr.	RS	San Diego, Calif. (Serra High)
71	Alec Johnson	OL	6-3	295	So.	SQ	Denver, Colo. (J.K. Mullen High)
72	Tom Rische	OL	6-4	305	Sr.	SQ	Fresno, Calif. (Bullard High)
73	Kellen Farr	OL	6-7	300	Jr.	1L	Mesa, Ariz. (Red Mountain High)
74	Mike Matamua	OL	6-4	300	Jr.	1L	Kapolei, Hawaii (Kapolei High)
75	Leo Grassilli	OL	6-3	290	Jr.	SQ	Woodbridge, Va. (Hylton High)
79	Kurtis Gunther	OL	6-8	290	Jr.	1L	Camarillo, Calif. (Adolfo Camarillo High)
80	Vincent Brown	WR	6-0	195	Sr.	3L	Rancho Cucamonga, Calif. (Rancho Cucamonga High)
81	Marcus Russell	WR	5-11	190	Jr.	TR	Fresno, Calif. (Buchanan High/Fresno City College)
81	Marven Jones	WR	6-4	205	Fr.	RS	San Diego, Calif. (Kearny High)
82	Jay Waddell	WR	6-0	175	Fr.	HS	Hesperia, Calif. (Hesperia High)
83	Osmond Nicholas	WR	6-3	210	Fr.	RS	Oceanside, Calif. (Oceanside High)
84	Dylan Denso	WR	6-2	205	Fr.	RS	Dana Point, Calif. (Dana Hills High)
85	D.J. Shields	TE	6-4	240	So.	1L	Bonita, Calif. (Bonita Vista High)
86	Jesse Ben-Ron	DL	6-3	245	Fr.	RS	Anaheim, Calif. (Loara High)
86	Ezell Ruffin	WR	6-1	190	Fr.	HS	Long Beach, Calif. (Woodrow Wilson High)
87	Bryce Quigley	TE	6-5	240	Fr.	HS	Apple Valley, Calif. (Granite Hills High)
88	Gavin Escobar	TE	6-6	245	Fr.	RS	Rancho Santa Margarita, Calif. (Santa Margarita Catholic High)
89	Hunter Hewitt	TE	6-5	245	So.	1L	Lafayette, Calif. (Acalanes High)
90	B.J. Williams	DL	6-3	250	Sr.	3L	Aurora, Colo. (Eaglecrest High)
91	Frederick Trujillo	DL	6-1	225	So.	SQ	Albuquerque, N.M. (Highland High)
92	Everett Beed	DL	6-3	225	Fr.	HS	Phelan, Calif. (Serrano High)
93	Larry Gibbs	DL	6-0	245	Jr.	SQ	Riverside, Calif. (Riverside Ramona High)
94	Jerome Long	DL	6-5	280	Jr.	2L	Los Osos, Calif. (Morro Bay High)
95	Perry Jackson	DL	6-2	245	Jr.	TR	Roseville, Calif. (Laguna Creek High/Sierra JC)
96	Kenneth Galea'i	DL	6-1	280	Fr.	HS	Oceanside, Calif. (Oceanside High)
97	Dontrell Onuah	DL	6-2	285	Fr.	HS	La Quinta, Calif. (La Quinta High)
98	Cody Galea	DL	6-3	240	Fr.	HS	Elk Grove, Calif. (Franklin High)
99	Ernie Lawson	DL	6-3	275	Sr.	3L	Vallejo, Calif. (St. Patrick-St. Vincent High)

Alphabetical

No.	Name	Pos.
83	Nicholas, Osmond	WR
10	O'Brien, Josh	TE
97	Onuah, Dontrell	DL
29	♦ Parker, Larry	DB
38	Perez, Abel	K
15	Perez, Jose	DB
27	Pinkins, Eric	DB
22	Preston, Andrew	DB
87	Quigley, Bryce	TE
72	Rische, Tom	OL
53	Rivera, Emilio	OL
70	Roman, Juan	OL
86	♦ Ruffin, Ezell	WR
81	♦ Russell, Marcus	WR
1	Sampson, DeMarco	WR
18	♦ Sandifer, Dominique	WR
29	♦ Shields, Bryan	K
85	Shields, D.J.	TE
33	Shumate, Colin	LB
39	♦ Siluano, Rene	DB
55	Spencer, Neil	DL
14	♦ Stahovich, Brian	P
41	Stevens, Khalid	DB
23	Sullivan, Brandon	RB
47	Tauanuu, Jacob	DL
36	Tenhaeff, Nick	LB
59	Thomas, Jordan	DL
91	Trujillo, Frederick	DL
42	Turner, Brandon	WR
7	♦ Umuolo, Alston	TE
82	Waddell, Jay	WR
12	♦ Wade, Josh	DB
34	♦ Whittaker, J.J.	DB
90	Williams, B.J.	DL
43	♦ Williams, Ross	DB
52	Yarbrough, Marcus	LB
40	♦ Young, Chad	FB

♦ - Duplicate Number

The Coaching Staff

Brady Hoke (Ball State '82) Head Coach/Defensive Line, 2nd season; **Al Borges** (Chico State '81) Offensive Coordinator, 2nd season; **Rocky Long** (New Mexico '74), Defensive Coordinator, 2nd season; **Jeff Hecklinski** (Western Illinois '97) Assistant Head Coach/Running Backs/Recruiting Coordinator, 2nd season; **Dan Ferrigno** (San Francisco State '75) Tight Ends/Special Teams, 2nd season; **Darrell Funk** (Colorado State '88) Offensive Line, 2nd season; **LeCharls McDaniel** (Cal Poly '81) Wide Receivers, 10th season; **Brian Sipe** (San Diego State) Quarterbacks, 2nd season; **Mark Smith** (Purdue '79) Linebackers, 2nd season; **Tony White** (UCLA '02) Cornerbacks, 2nd season; **Bob Lopez** (Illinois State '77) Director of Football Operations, 3rd season.

Pronunciation Guide

J.J. Autele	all-tell-EE	Japheth Gordon	JAW-phet (like prophet)	Brian Stahovich	stuh-HOV-itch
Nat Berhe	nat bur-HEY	Trask Iosefa	i-o-SEF-uh	Khalid Stevens	kuh-LEAD
Davon Brown	duh-VAUGHN	Walter Kazee	KAY-zee	Jacob Tauanuu	tao (like now)-uh-NEW-ew
Doug Deakin	DEE-kin	Mahbu Keels	Keels (like heels)	Nick Tenhaeff	ten-OFF
Tommie Draheim	DRAY-hime	Mike Matamua	mah-tah-MOO-uh	Alston Umuolo	ALL-stun OO-moo-o-low
Jake Fely	FEE-lee	Eron Moses	Aaron	Marcus Yarbrough	yar-BRO
Cody Galea	go-LAY-uh	Adam Muema	MOO-emma		
Kenneth Galea'i	nah-LEE-ah-E	Dontrell Onuah	on-nuh-HO		
Josh Gavert	GAV-ert	Tom Rische	rish-EE		
Chris Gordert	GORE-derf	Ezell Ruffin	EE-zell		
Leo Grassilli	gruh-SILL-ee	DeMarco Sampson	duh-MARK-o		
Robert Gregorio	greh-gore-EE-o	Rene Siluano	See-lou-ah-no		

SAN DIEGO STATE UPDATED BIOS



► #26 MARCUS ANDREWS

DB, 6-0, 190, Fr.-RS
Los Angeles, Calif. (Crenshaw HS)

■ **2010:** Played his first career game against Nicholls, posting two solo tackles and a pass break up as a reserve ... Had another PBU in the win over New Mexico State ... Three tackles and his third pass break-up of the year at No. 25 Missouri ... Three stops for the second game in a row against Utah State ... Doubled his previous high with six tackles in the loss at BYU ... Made four stops, including his first TFL, at New Mexico ... Three tackles and a PBU at Wyoming ... Had four tackles and a PBU vs. Colorado State ... Had two tackles with one TFL against TCU.

■ ANDREWS' CAREER STATISTICS

Career Statistics	G	UA-AT-TT	TFL-Yds.	Sacks	Int.	PBU	FF	FR
2010	10	17-10-27	1.5-5	0-0	0-0	5	0	0

Career/2010 Highs: Tackles: 6 at BYU (10/9/10); at Missouri (9/18/10); TFL: 1.0 at TCU (11/13/10); PBU: 1, five times.



► #44 ROB ANDREWS

LB, 6-2, 220, So.-1L
Pleasanton, Calif. (Foothill HS)

■ **2010:** Recorded three stops in the opener against Nicholls ... Followed that performance up with five tackles and his first TFL against NMSU ... Played, but did not make a stop at No. 25 Missouri ... Two tackles in the win over Utah State ... Saw limited action at BYU and did not log a stop ... Made four tackles in the win over Air Force ... First career PBU at New Mexico ... Had a career-high eight tackles vs. Colorado State ... Had five tackles, including his first career sack and forced fumble at TCU ... Made four stops against Utah.

■ R. ANDREWS' CAREER STATISTICS

Career Statistics	G	UA-AT-TT	TFL-Yds.	Sacks	Int.	PBU	FF	FR
2009	5	1-1-2	0.0-0	0-0	0-0	0	0	0
2010	11	19-13-32	1.5-8	1.0-6	0-0	1	1	0
Totals	16	20-14-34	1.5-8	1.0-6	0-0	1	1	0

Career/2010 Highs: Tackles: 8 vs. CSU (11/6/10); TFL: 1.0 at TCU (11/13/10); Sacks: 1.0 at TCU (11/13/10); PBU: 1 at New Mexico (10/23/10); FF: 1 at TCU (11/13/10).



► #49 J.J. AUTELE

DL, 6-1, 250, Jr.-1L
Waipahu, Hawaii (Punahou HS)

■ **2010:** Was a reserve in the season-opener vs. Nicholls, but did not tally any tackles ... First stops of the year with two in the win at NMSU, also logging a tackle for a loss of a yard ... Combined with Logan Ketchum for the first sack of his career at No. 25 Missouri ... Played but did not stop against Utah State ... Career best with five tackles, including one for a loss, at BYU ... One solo stop in the upset of Air Force and two assisted tackles in the victory at UNM ... Three tackles, including a sack for a loss of 10 yards, at Wyoming ... Also played against Colorado State and vs. Utah.

■ AUTELE'S CAREER STATISTICS

Career Statistics	G	UA-AT-TT	TFL-Yds.	Sacks	Int.	PBU	FF	FR
2008	4	2-1-3	0-0	0-0	0-0	0	0	0
2009	11	7-5-12	1.0-4	0-0	0-0	0	0	0
2010	11	8-6-14	3.5-13	1.5-10	0-0	0	0	0
Totals	26	17-12-29	4.5-17	1.5-10	0-0	0	0	0

Career Highs: Tackles: 5 at BYU (10/9/10); TFL: 1.0, four times; Sacks: 1.0 at Wyoming (10/30/10).

2010 Highs: Tackles: 5 at BYU (10/9/10); TFL: 1.0, three times; Sacks: 1.0 at Wyoming (10/30/10).



► #54 DEMETRIUS BARKSDALE

LB, 6-3, 210, Jr.-1L
San Diego, Calif. (University City HS)

■ **2010:** Recovered his second career fumble in the opener with Nicholls, while also contributing two tackles and a pass break-up ... One assisted stop in the win at NMSU and two tackles against No. 25 Missouri ... Best game of this career thus far with six tackles, highlighted by his first sack for a loss of 14 yards, in the victory vs. Utah State ... Three solo efforts and a TFL in the MWC opener with BYU ... Matched his season and career high with six tackles, including four solos, in the upset of No. 23 Air Force ... Half tackle for a loss of three yards and a PBU at New Mexico ... Two assisted efforts and another PBU in the win at Wyoming ... Had two stops, including a tackle for a loss of three yards vs. CSU ... Recorded four tackles at TCU ... Played, but did not record a tackle, against Utah.

■ BARKSDALE'S CAREER STATISTICS

Career Statistics	G	UA-AT-TT	TFL-Yds.	Sacks	Int.	PBU	FF	FR
2009	11	8-3-11	1.0-7	0-0	0-0	0	0	1-0
2010	11	20-10-30	3.5-21	1.0-14	0-0	3	0	1-0
Totals	22	28-13-41	4.5-28	1.0-14	0-0	3	0	2-0

Career Highs: Tackles: 6 vs. Air Force (10/19/10); vs. Utah St. (9/25/10); TFL: 1.0, four times; Sacks: 1.0 vs. Utah St. (9/25/10); PBU: 1, three times; FR: 1 vs. Nicholls (9/4/10), vs. New Mexico St. (10/3/09).

2010 Highs: Tackles: 6 vs. Air Force (10/19/10); vs. Utah St. (9/25/10); TFL: 2.0, two times, vs. Utah St. (9/25/10); Sacks: 1.0 vs. Utah St. (9/25/10); PBU: 1, three times; FR: 1 vs. Nicholls (9/4/10).



► #12 JAKE BERNARDS

QB, 6-5, 210, Fr.-RS
Valencia, Calif. (West Ranch HS)

■ **2010:** Made his first collegiate appearance in the fourth quarter against Nicholls, completing his only pass attempt for 10 yards ... Did not play in the last eight games.

■ BERNARDS' CAREER STATISTICS

Career Statistics	G	Att.	Com.	INT	Yds.	TDs	Eff.	Tot. Off.
2010	1	1	1	0	10	0	184.00	10

Career/2010 Highs: Attempts: 1 vs. Nicholls (9/4/10); Completions: 1 vs. Nicholls (9/4/10); Passing Yards: 10 vs. Nicholls (9/4/10); Long Pass: 10 vs. Nicholls (9/4/10).



► #20 NAT BERGE

DB, 5-10, 185, Fr.-RS
Colton, Calif. (Colton HS)

■ **2010:** Played his first collegiate game on defense and special teams vs. Nicholls, finishing with one solo stop ... Seven tackles, one TFL and recovered a fumble on punt coverage, setting up an Aztec touchdown, at New Mexico State ... Made two tackles and logged his first career PBU vs. No. 25 Missouri ... First career interception in the victory over Utah State, returning it 10 yards and also contributing four tackles ... Career high nine tackles with seven of those coming in the first half alone at BYU ... First career start in the upset of No. 23 Air Force ... Missed the Wyoming contest due to injury ... Career-high two PBU's and a pair of tackles vs. Colorado State ... Had three tackles and a PBU at TCU ... Made three stops vs. Utah.

■ BERGE'S CAREER STATISTICS

Career Statistics	G	UA-AT-TT	TFL-Yds.	Sacks	Int.	PBU	FF	FR
2010	10	23-12-35	1.0-2	0-0	1-10	4	0	1-0

Career/2010 Highs: Tackles: 9 at BYU (10/9/10); TFL: 1.0 at NMSU (9/11/10); INT: 1 vs. Utah St. (9/25/10); PBU: 2 vs. Colorado State (11/6/10); FR: 1 at NMSU (9/11/10).



► **#30 DAVON BROWN**

RB, 5-9, 190, Sr.- 3L
Torrance, Calif. (South HS)

■ **2010:** Outstanding first career start in the opener against Nicholls, contributing two rushing touchdowns (6, 21 yards) ... Totaled 65 rushing yards on 11 carries, both career highs, and also had a reception for 14 yards ... Starter for second straight week at New Mexico State, carrying four times for 50 yards, including a career-long 44-yard effort in the second half ... Reserve vs. No. 25 Missouri, finishing with a carry, a catch and four kick returns for 84 yards, including a 25-yarder ... Did not post a rush against Utah St., but had two kick returns for 33 yards ... One catch for nine yards in the MWC opener with BYU ... Appeared on special teams in the upset of No. 23 Air Force ... Three rushing attempts at New Mexico and one vs. Wyoming ... Returned a kick for 20 yards against Colorado State ... Had four kick returns for 64 yards vs. Utah.

rying four times for 50 yards, including a career-long 44-yard effort in the second half ... Reserve vs. No. 25 Missouri, finishing with a carry, a catch and four kick returns for 84 yards, including a 25-yarder ... Did not post a rush against Utah St., but had two kick returns for 33 yards ... One catch for nine yards in the MWC opener with BYU ... Appeared on special teams in the upset of No. 23 Air Force ... Three rushing attempts at New Mexico and one vs. Wyoming ... Returned a kick for 20 yards against Colorado State ... Had four kick returns for 64 yards vs. Utah.

■ **D. BROWN'S CAREER STATISTICS**

Career Statistics	Rushing					Receiving			
	G	Att.	Yds.	TD	Avg.	No.	Yds.	TD	Avg.
2007	9	12	20	1	1.7	0	0	0	0.0
2008	6	2	1	0	0.5	1	36	0	36.0
2009	12	15	31	0	2.6	2	12	0	6.0
2010	11	20	114	2	5.7	3	30	0	10.0
Totals	38	49	166	3	3.4	6	78	0	13.0

Kickoff Returns	Att.	Yds.	TD	Avg.	Long
2007	1	18	0	18.0	18
2008	6	104	0	17.3	28
2009	8	160	0	20.0	46
2010	16	271	0	16.9	25
Totals	31	543	0	17.5	46

Career Highs: Carries: 11 vs. Nicholls (9/4/10); Rushing Yards: 65 vs. Nicholls (9/4/10); Rushing TD: 2 vs. Nicholls (9/4/10); Long Rush: 44 at NMSU (9/11/10); Receptions: 1, six times; Receiving Yards: 36 vs. Cal Poly (8/30/08); Long Reception: 36 vs. Cal Poly (8/30/08); Long Kickoff Return: 46 vs. Wyoming (11/14/09).

2010 Highs: Carries: 11 vs. Nicholls (9/4/10); Rushing Yards: 65 vs. Nicholls (9/4/10); Rushing TD: 2 vs. Nicholls (9/4/10); Long Rush: 44 at NMSU (9/11/10); Receptions: 1, three times; Receiving Yards: 14 vs. Nicholls (9/4/10); Long Reception: 14 vs. Nicholls (9/4/10); Long Kickoff Return: 25 at Missouri (9/18/10), at NMSU (9/11/10).



► **#80 VINCENT BROWN**

WR, 6-0, 195, Sr.-3L,
Rancho Cucamonga, Calif. (Rancho Cucamonga HS)

■ **2010:** On the Biletnikoff Award watch list (top receiver) for the second year in a row ... 12 career 100-yard receiving games ... Also plays on special teams ... Starter in the opener with Nicholls, logging five receptions for 39 yards ... Five catches for the second consecutive week, just missing the century mark in receiving yardage with 99, including a long of 55, at New Mexico State ... Third-straight game with five catches at No. 25 Missouri ... Best outing of the season thus far with his five receptions for 177 yards and two scores in the victory over Utah State ... Scored TDs on catches of 65 and 82 yards, with the latter being the longest reception of his career and fifth-longest in the country this season ... Went over the 2,000-yard mark in career receiving yards against the Aggies, becoming the 12th Aztec to reach the milestone ... Second consecutive 100-yard receiving game at BYU, posting six grabs for 101 yards and a 36-yard TD ... Did not start vs. the Cougars, the first time he has not started in a game in which he has played since 2007 ... Three catches for 60 yards in the upset of No. 23 Air Force ... Season-high seven receptions at New Mexico ... Third 100-yard receiving outing of the year with five catches for 144 yards, including a long of 53 yards, at Wyoming ... Had three receptions for 40 yards vs. Colorado State ... Caught four passes for 167 yards and two touchdowns at TCU ... Had eight catches for a career-high 184 yards at Utah to go over the 1,000-yard mark ... Three of the eight catches were for touchdowns, marking his fifth career multi-touchdown game ... Had a career-long 90-yard catch against the Utes, his longest reception of his career ... Fourth in Aztec

ing the century mark in receiving yardage with 99, including a long of 55, at New Mexico State ... Third-straight game with five catches at No. 25 Missouri ... Best outing of the season thus far with his five receptions for 177 yards and two scores in the victory over Utah State ... Scored TDs on catches of 65 and 82 yards, with the latter being the longest reception of his career and fifth-longest in the country this season ... Went over the 2,000-yard mark in career receiving yards against the Aggies, becoming the 12th Aztec to reach the milestone ... Second consecutive 100-yard receiving game at BYU, posting six grabs for 101 yards and a 36-yard TD ... Did not start vs. the Cougars, the first time he has not started in a game in which he has played since 2007 ... Three catches for 60 yards in the upset of No. 23 Air Force ... Season-high seven receptions at New Mexico ... Third 100-yard receiving outing of the year with five catches for 144 yards, including a long of 53 yards, at Wyoming ... Had three receptions for 40 yards vs. Colorado State ... Caught four passes for 167 yards and two touchdowns at TCU ... Had eight catches for a career-high 184 yards at Utah to go over the 1,000-yard mark ... Three of the eight catches were for touchdowns, marking his fifth career multi-touchdown game ... Had a career-long 90-yard catch against the Utes, his longest reception of his career ... Fourth in Aztec

history in career receptions and fifth in receiving yards ... Leads the MWC in receiving yards (101.2/g) and is second in receptions (5.1/g) ... Is seventh nationally in receiving.

■ **V. BROWN'S CAREER STATISTICS**

Career Statistics	Receiving				
	G	No.	Yds.	TD	Avg.
2007	12	31	349	2	11.3
2008	12	64	631	5	9.9
2009	7	45	778	6	17.3
2010	11	56	1,113	8	19.9
Totals	42	196	2,871	21	14.6

Career Highs: Receptions: 13 at Idaho (9/19/09); Receiving Yards: 184 vs. Utah (11/20/10); Receiving TDs: 3 vs. Idaho (9/27/08), vs. Utah (11/20/10); Longest Reception: 90 vs. Utah (11/20/10); Kickoff Returns: 8 vs. Cincinnati (9/29/07); Kickoff Return Yards: 146 vs. WSU (9/8/07); Longest Kickoff Return: 49 vs. PSU (9/22/07).

2010 Highs: Receptions: 8 at New Mexico (10/23/10), vs. Utah (11/20/10); Receiving Yards: 184 vs. Utah (11/20/10); Receiving TDs: 3 vs. Utah (11/20/10); Longest Reception: 90 vs. Utah (11/20/10).

■ **V. BROWN 2010 GAME-BY-GAME**

	Receiving			
	No.	Yds.	TD	Avg.
NICHOLLS (9/4/10)*	5	39	0	7.8
at NMSU (9/11/10)*	5	99	0	19.8
at Missouri (9/18/10)*	5	17	0	3.4
UTAH ST. (9/25/10)*	5	177	2	35.4
at BYU (10/9/10)	6	101	1	16.8
AIR FORCE (10/16/10)*	3	60	0	20.0
at UNM (10/23/10)*	7	85	0	12.1
at WYO (10/30/10)*	5	144	0	28.8
COLORADO ST. (11/6/10)*	3	40	0	13.3
at TCU (11/13/10)*	4	167	2	41.8
UTAH (11/20/10)*	8	184	3	23.0

* = Game started



► **#9 MILES BURRIS**

LB, 6-2, 235, Jr.-2L,
Granite Bay, Calif. (Granite Bay HS)

■ **2010:** Made his 13th consecutive start at linebacker in the opener, coming away with four tackles, including one for a loss of seven yards ... Tied for team game high in tackles with eight at New Mexico State ... Forced his first career fumble in the fourth quarter at No. 25 Missouri, while also adding 1.5 tackles for loss ... Tallied a sack in the win over Utah State ... Standout effort in the MWC opener with BYU, tallying a pair of sacks, forcing a fumble and ending up with six tackles overall ... Reached the 100-tackle mark against the Cougars ... Four stops in the win over No. 23 Air Force ... SDSU's leading tackler at New Mexico, posting eight with two TFLs and a sack ... Another sack at Wyoming, logging four solo tackles overall ... Had a monster game vs. CSU, posting career-high marks in tackles (10), sacks (2.0, tied), tackles for loss (4.0) and forced fumbles (2) ... Recorded nine tackles, including two for loss and a sack at TCU ... Had a game-high eight tackles vs. Utah.

the win over Utah State ... Standout effort in the MWC opener with BYU, tallying a pair of sacks, forcing a fumble and ending up with six tackles overall ... Reached the 100-tackle mark against the Cougars ... Four stops in the win over No. 23 Air Force ... SDSU's leading tackler at New Mexico, posting eight with two TFLs and a sack ... Another sack at Wyoming, logging four solo tackles overall ... Had a monster game vs. CSU, posting career-high marks in tackles (10), sacks (2.0, tied), tackles for loss (4.0) and forced fumbles (2) ... Recorded nine tackles, including two for loss and a sack at TCU ... Had a game-high eight tackles vs. Utah.

■ **BURRIS' CAREER STATISTICS**

Career Statistics	G	UA-AT-TT	TFL-Yds.	Sacks	Int.	PBU	FF	FR
2008	12	11-8-19	1.5-2	0-0	0-0	0	0	0
2009	12	30-28-58	6.0-14	1.5-9	0-0	0	0	0
2010	11	44-23-67	15.5-91	8.0-58	0-0	0	4	0
Totals	35	85-59-144	23.0-107	9.5-65	0-0	0	4	0

Career Highs: Tackles: 10 vs. CSU (11/6/10); TFL: 4.0 vs. CSU (11/6/10); Sack: 2.0, two times; FF: 2 vs. CSU (11/6/10).

2010 Highs: Tackles: 10 vs. CSU (11/6/10); TFL: 4.0 vs. CSU (11/6/10); Sack: 2.0, two times; FF: 2 vs. CSU (11/6/10).

■ BURRIS 2010 GAME-BY-GAME

	G	UA-AT-TT	TFL-Yds.	Sacks	Int.	PBU	FF	FR
NICHOLLS (9/4/10)*	1	3-1-4	1.0-7	0-0	0-0	0	0	0
at NMSU (9/11/10)*	1	3-5-8	0.5-1	0-0	0-0	0	0	0
at Missouri (9/18/10)*	1	2-2-4	1.5-3	0-0	0-0	0	1	0
UTAH ST. (9/25/10)*	1	1-1-2	1.0-6	1.0-6	0-0	0	0	0
at BYU (10/9/10)*	1	4-2-6	2.0-12	2.0-12	0-0	0	1	0
AIR FORCE (10/16/10)*	1	0-4-4	0-0	0-0	0-0	0	0	0
at UNM (10/23/10)*	1	6-2-8	2.0-2	1.0-1	0-0	0	0	0
at WYO (10/30/10)*	1	4-0-4	1.0-6	1.0-6	0-0	0	0	0
CSU (11/6/10)*	1	9-1-10	4.0-39	2.0-22	0-0	0	2	0
at TCU (11/13/10)*	1	8-1-9	2.0-14	1.0-11	0-0	0	0	0
UTAH (11/20/10)*	1	4-4-8	0.5-1	0.0-0	0-0	0	0	0

* = Game started



▶ #11 BRANDON DAVIS

DB, 6-2, 190, Jr.-2L, Oakland, Calif. (Castlemont HS)

■ 2010: Starter at Warrior against Nicholls, pitching in an assisted tackle ... Made four stops at New Mexico State and also contributed a team season-long 36-yard kickoff return ... Three solo tackles at No. 25 Missouri ... Four stops against Utah State, including a sack for a loss of eight yards and a PBU ... Made five tackles with one behind the line of scrimmage and added a PBU and two kick off returns for 38 yards at BYU ... A reserve on defense, but did return four kickoffs for 92 yards (23.0 ypr.) with a long of 32 vs. No. 23 Air Force ... Outstanding evening as a kick returner at New Mexico, averaging 30.5 yards a return, including a career-long 37-yard effort ... SDSU's top tackler at Wyoming, posting six and a pass breakup ... Recorded four tackles (all solo) vs. Colorado State and made four stops at TCU.

■ DAVIS' CAREER STATISTICS

Career Statistics	G	UA-AT-TT	TFL-Yds.	Sacks	Int.	PBU	FF	FR
2008	11	2-3-5	0-0	0-0	0-0	0	0	0
2009	11	26-7-33	2.0-13	1.0-8	0-0	5	1	0
2010	11	24-9-33	2.0-9	1.0-8	0-0	3	0	0
Totals	33	52-19-71	4.0-22	2.0-16	0-0	8	1	0

Career Highs: Tackles: 9 vs. UNM (10/31/09), vs. BYU (10/17/09); TFLs: 1.0, four times; Sacks: 1.0 vs. Utah St. (9/25/10), vs. NMSU (10/3/09); PBU: 2 at UNLV (11/28/09), vs. UNM (10/31/09); FF: 1 at UCLA (9/5/09).

2010 Highs: Tackles: 6 at Wyoming (10/30/10); TFLs: 1.0 at BYU (10/9/10), vs. Utah St. (9/25/10); Sacks: 1.0 vs. Utah St. (9/25/10); PBU: 1, three times; Long Kickoff Return: 37 at UNM (10/23/10).

Kickoff Returns	Att.	Yds.	TD	Avg.	Long
2009	3	53	0	17.7	20
2010	22	490	0	22.3	37
Totals	25	543	0	21.7	37

■ DAVIS 2010 GAME-BY-GAME

	G	UA-AT-TT	TFL-Yds.	Sacks	Int.	PBU	FF	FR
NICHOLLS (9/4/10)*	1	0-1-1	0-0	0-0	0-0	0	0	0
at NMSU (9/11/10)*	1	1-3-4	0-0	0-0	0-0	0	0	0
at Missouri (9/18/10)*	1	3-0-3	0-0	0-0	0-0	0	0	0
UTAH ST. (9/25/10)*	1	4-0-4	1.0-8	1.0-8	0-0	1	0	0
at BYU (10/9/10)*	1	3-2-5	1.0-1	0-0	0-0	1	0	0
AIR FORCE (10/16/10)	1	0-0-0	0-0	0-0	0-0	0	0	0
at UNM (10/23/10)*	1	2-0-2	0-0	0-0	0-0	0	0	0
at WYO (10/30/10)*	1	4-2-6	0-0	0-0	0-0	1	0	0
CSU (11/6/10)*	1	4-0-4	0-0	0-0	0-0	0	0	0
at TCU (11/13/10)*	1	3-1-4	0-0	0-0	0-0	0	0	0
UTAH (11/20/10)*	1	0-0-0	0-0	0-0	0-0	0	0	0

* = Game started



▶ #60 TOMMIE DRAHEIM

OL, 6-4, 300, Jr.-1L, Lakeside, Calif. (El Capitan HS)

■ 2010: Starter at left tackle in the team's first 11 games of the year ... Posted a tackle against Wyoming on an inter-

ception return.



▶ #68 NIK EMBERNATE

OL, 6-4, 305, So.-1L, Yucaipa, Calif. (Yucaipa HS)

■ 2010: Started 18 games in his career, including all 11 outings this season, at right guard.



▶ #88 GAVIN ESCOBAR

TE, 6-6, 245, Fr.-RS R. Santa Margarita, Calif. (S. Margarita Catholic HS)

■ 2010: Played in his first career game as an Aztec, logging his first career catch for 27 yards in the opening win over Nicholls ... First career start and first career touchdown at New Mexico State ... Ended the win over the Aggies with two catches for 33 yards, including a 14-yard TD reception in the first quarter ... Starter again at No. 25

Missouri, posting a pair of catches to go with a tackle ... Two grabs for 57 yards as a starter vs. Utah State ... His career-long 45-yard reception in the first quarter set up the team's second touchdown ... Only catch at BYU was a one-yard TD on a critical fourth-down play ... Second consecutive game with a touchdown, making a spectacular one-handed catch for an eight-yard score in the second half vs. No. 23 Air Force ... Reception was rated No. 2 on ESPN's top plays of the day ... Two catches for 11 yards in the win at New Mexico ... Had a career-high and team-high four receptions for 42 yards vs. Colorado State ... Bettered his career high with six catches for 62 yards against Utah, including a 14-yard touchdown.

■ ESCOBAR'S CAREER STATISTICS

Career Statistics	Receiving			
	G	No.	Yds.	TD
2010	11	22	257	4
				Avg. 11.7

Career/2010 Highs: Receptions: 6 vs. Utah (11/20/10); Receiving Yards: 65 vs. Utah (11/20/10); Receiving TDs: 1, four times; Longest Reception: 45 vs. Utah St. (9/25/10).

■ ESCOBAR 2010 GAME-BY-GAME

	Receiving			
	No.	Yds.	TD	Avg.
NICHOLLS (9/4/10)	1	27	0	27.0
at NMSU (9/11/10)*	2	33	1	16.5
at Missouri (9/18/10)*	2	5	0	2.5
UTAH ST. (9/25/10)*	2	57	0	28.5
at BYU (10/9/10)*	1	1	1	1.0
AIR FORCE (10/16/10)*	1	8	1	8.0
at UNM (10/23/10)*	2	11	0	5.5
at WYO (10/30/10)*	1	8	0	8.0
CSU (11/6/10)*	4	42	0	10.5
at TCU (11/13/10)*	0	0	0	0.0
UTAH (11/20/10)*	6	65	1	10.8

* = Game started



▶ #79 KURTIS GUNTHER

OL, 6-8, 290, Jr.-1L, Camarillo, Calif. (Adolfo Camarillo HS)

■ 2010: Played in his first game since 2008, earning his second career start at right tackle vs. Nicholls ... Also was a starter in last 10 outings.



▶ #13 RONNIE HILLMAN

RB, 5-10, 185, Fr.-HS, La Habra, Calif. (La Habra HS)

■ 2010: One of four true freshmen to play in the opener ... Came off the bench against Nicholls, posting a team-best

15 carries for 65 yards and a 6-yard TD in the fourth quarter of the Aztecs' victory ... MWC Offensive Player of the Week after scoring four, second-half touchdowns and running for 150 yards on 22 carries in the win over New Mexico State ... Four TDs are a MWC freshman record, are the most by an Aztec since 2001 and tie for fifth in school single-game history ... Spectacular outing at No. 25 Missouri, carrying 23 times for 228 yards and two scores ... First Aztec to run for 200 yards in a game since 2003 ... Set a MWC single-game record for rushing yards by a freshman (No. 12 nationally in 2010) ... Scored against the Tigers on runs of 75 and 93 yards ... His 93-yard rush is the second-longest in the nation in 2010, and is second in SDSU history ... First Aztec to have back-to-back 100-yard rushing games since 2006 ... Named MWC offensive player of the week for a second time, becoming the first Aztec to do so in consecutive weeks in league history ... Scored a touchdown in his fourth straight game, giving SDSU a 7-0 lead vs. Utah State ... First career start against the Aggies, compiling 23 rushes for 89 yards and one reception for four yards ... Starter at BYU, carrying 10 times for 72 yards, including a long of 38 ... Third MWC offensive player-of-the-week award, carrying 24 times for 191 yards and two scores in the upset of No. 23 Air Force ... First TD was on a 65-yard scamper in the first half and second proved to be the game-winner in the fourth quarter on a 44-yard run ... Played the first half and one play in the second half of the team's win at New Mexico ... Still logged 18 carries for 64 yards and his 11th TD of the season against the Lobos ... Starter at Wyoming, posting 44 yards on the ground ... Became the third Aztec freshman to break 1,000 yards in a season when he ran for 151 yards on a career-high 31 carries and a touchdown vs. Colorado State ... Had 54 yards rushing and a TD vs. Utah, along with a career-best two catches for 26 yards ... Is 17th nationally and second among freshmen in rushing yards per game (104.73), is tied for 71st in scoring (7.09/g) and is 73rd in all-purpose yardage (108.4/g) ... His 1,152 yards are the second most by an Aztec freshman, the ninth-most by a SDSU player and are the most by an Aztec overall since 2001.

HILLMAN'S CAREER STATISTICS

Career Statistics	Rushing					Receiving			
	G	Att.	Yds.	TD	Avg.	No.	Yds.	TD	Avg.
2010	11	215	1,152	13	5.4	5	40	0	4.7

Career/2010 Highs: Carries: 31 vs. CSU (11/6/10); Rushing Yards: 228 at Missouri (9/18/10); Rushing TDs: 4 at NMSU (9/11/10); Long Rush: 93 at Missouri (9/18/10); Receptions: 2 vs. Utah (11/20/10); Long Reception: 20 vs. Utah (11/20/10).

HILLMAN GAME-BY-GAME

	Rushing					Receiving			
	Att.	Yds.	TD	Avg.	No.	Yds.	TD	Avg.	
NICHOLLS (9/4/10)	15	65	1	4.3	0	0	0	0.0	
at NMSU (9/11/10)	22	150	4	6.8	0	0	0	0.0	
at Missouri (9/18/10)	23	228	2	9.9	1	2	0	2.0	
UTAH ST. (9/25/10)*	23	89	1	3.9	1	4	0	4.0	
at BYU (10/9/10)*	11	62	0	5.6	0	0	0	0.0	
AIR FORCE (10/16/10)*	24	191	2	8.0	1	8	0	8.0	
at UNM (10/23/10)*	18	64	1	3.6	0	0	0	0.0	
at WYO (10/30/10)*	21	44	0	2.1	0	0	0	0.0	
CSU (11/6/10)*	31	151	1	4.9	0	0	0	0.0	
at TCU (11/13/10)*	13	54	0	4.2	0	0	0	0.0	
UTAH (11/20/10)*	14	54	1	3.9	2	26	0	13.0	

* = Game started



#50 TRASK IOSEFA

OL, 6-0, 300, Sr.-3L,
Ewa Beach, Hawaii (Punahou HS)


■ 2010: Is on the watch list for the Rimington Trophy, which is presented annually to college football's top center ... Made his 37th and 38th consecutive starts against Nicholls and New Mexico State ... A starter again in the last nine contests.



#71 ALEC JOHNSON

OL, 6-3, 295, So.-SQ,
Denver, Colo. (J.K. Mullen HS)

■ 2010: Starter at left guard for the fourth and fifth times in his career against Nicholls and New Mexico State ... Also in the starting line-up in the last nine games.



#34 WALTER KAZEE

RB, 5-9, 180, So.-1L,
San Bernardino, Calif. (Cajon HS)

■ 2010: Led the Aztecs in rushing with 74 yards on just six carries (12.3 ypc.) in the opener with Nicholls ... Also tallied a 46-yard touchdown run in the victory ... Another solid outing at New Mexico State, averaging over five yards a carry, with 10 attempts for 52 yards and recorded his first catch of the year for 10 yards ... Second touchdown of the year as a starter at No. 25 Missouri, scoring from 11 yards in the first quarter ... Also made a career-long 28-yard catch vs. the Tigers ... Had nine carries for 22 yards and scored his third touchdown of the season on a 5-yard run against Utah St. ... Did not play due to an injury suffered in pregame warmups at BYU or a week later vs. Air Force ... Made the trip, but did not play against New Mexico ... Retook the field at Wyoming, carrying seven times for 23 yards ... Ran twice for 10 yards vs. Colorado State and once for six yards at TCU ... Carried twice for seven yards vs. Utah.

KAZEE'S CAREER STATISTICS

Career Statistics	Rushing					Receiving			
	G	Att.	Yds.	TD	Avg.	No.	Yds.	TD	Avg.
2009	11	88	377	2	4.3	9	64	0	7.1
2010	8	44	220	3	5.0	2	38	0	19.0
Totals	19	132	597	5	4.5	11	102	0	9.3

Career Highs: Carries: 22 vs. NMSU (10/3/09); Rushing Yards: 112 at UNLV (11/28/09); Long Rush: 61 at UNLV (11/28/09); Rushing TD: 1, five times; Receptions: 2 vs. BYU (10/17/09), at UCLA (9/5/09); Receiving Yards: 33 vs. BYU (10/17/09); Long Reception: 28 at Missouri (9/18/10); KO Returns: 4 at UCLA (9/5/09); KO Return Yards: 76 at UCLA (9/5/09); Long KO Return: 25 at UCLA (9/5/09).

2010 Highs: Carries: 10 at NMSU (9/11/10); Rushing Yards: 74 vs. Nicholls (9/4/10); Rushing TD: 1, three times; Long Rush: 46 vs. Nicholls (9/4/10); Receptions: 1 at Missouri (9/18/10), at NMSU (9/11/10); Receiving Yards: 28 at Missouri (9/18/10); Long Reception: 28 at Missouri (9/18/10).

KAZEE GAME-BY-GAME

	Rushing				Receiving			
	Att.	Yds.	TD	Avg.	No.	Yds.	TD	Avg.
NICHOLLS (9/4/10)	6	74	1	12.3	0	0	0	0.0
at NMSU (9/11/10)	10	52	0	5.2	1	10	0	10.0
at Missouri (9/18/10)*	7	26	1	3.7	1	28	0	28.0
UTAH ST. (9/25/10)	9	22	1	2.4	0	0	0	0.0
at BYU (10/9/10)								
AIR FORCE (10/16/10)								
at UNM (10/23/10)								
at WYO (10/30/10)	7	23	0	3.3	0	0	0	0.0
CSU (11/6/10)	2	10	0	5.0	0	0	0	0.0
at TCU (11/13/10)	1	6	0	6.0	0	0	0	0.0
UTAH (11/20/10)	2	7	0	3.5	0	0	0	0.0

* = Game started



#31 LOGAN KETCHUM

LB, 6-3, 220, Jr.-1L,
Oak Park, Calif. (Oak Park HS)

■ 2010: Earned a starting role at linebacker in the opener, making four solo tackles and logging his first career PBU ... Also blocked a Nicholls field-goal attempt in the third quarter ... Only tackle at New Mexico State was behind the line of scrimmage, the first TFL of his career ... Career-best six tackles, 1.5 TFLs and contributed on his first career sack at No. 25 Missouri ... Four stops and a PBU vs. Utah State ...

Five tackles at BYU and tied his season best with six vs. No. 23 Air Force ... Made four stops, including a half TFL, in the win at Wyoming ... Had one tackle against Colorado State ... Tied his career high with six tackles at TCU ... Made four stops against Utah.

KETCHUM'S CAREER STATISTICS


Career Statistics	G	UA-AT-TT	TFL-Yds.	Sacks	Int.	PBU	FF	FR
2008	5	5-4-9	0-0	0-0	0-0	0	0	0
2009	9	7-7-14	0-0	0-0	0-0	0	0	0
2010	11	27-15-42	2.5-6	0.5-1	0-0	2	0	0
Totals	25	39-26-65	2.5-6	0.5-1	0-0	2	0	0

Career/2010 Highs: Tackles: 6, three times; TFL: 1.5 at Missouri (9/18/10); Sacks: 0.5 at Missouri (9/18/10); PBU: 1 vs. Utah St. (9/25/10), vs. Nicholls (9/4/10); Blocked Kick: 1 vs. Nicholls (9/4/10).

KETCHUM 2010 GAME-BY-GAME

	G	UA-AT-TT	TFL-Yds.	Sacks	Int.	PBU	FF	FR
NICHOLLS (9/4/10)*1		4-0-4	0-0	0-0	0-0	1	0	0
at NMSU (9/11/10)* 1		0-1-1	0.5-1	0-0	0-0	0	0	0
at Missouri (9/18/10)* 1		3-3-6	1.5-2	0.5-1	0-0	0	0	0
UTAH ST. (9/25/10)*1		3-1-4	0-0	0-0	0-0	1	0	0
at BYU (10/9/10)* 1		4-1-5	0-0	0-0	0-0	0	0	0
AIR FORCE (10/16/10)*1		4-2-6	0-0	0-0	0-0	0	0	0
at UNM (10/23/10)* 1		1-0-1	0-0	0-0	0-0	0	0	0
at WYO (10/30/10)* 1		1-3-4	0.5-3	0-0	0-0	0	0	0
CSU (11/6/10)* 1		1-0-1	0-0	0-0	0-0	0	0	0
at TCU (11/13/10)* 1		4-2-6	0-0	0-0	0-0	0	0	0
Utah (11/20/10)* 1		2-2-4	0-0	0-0	0-0	0	0	0

* = Game started



#99 ERNIE LAWSON

DL, 6-3, 275, Sr.-3L, Vallejo, Calif. (St. Patrick-St. Vincent HS)

2010: Voted a team captain ... Started at defensive end vs. Nicholls, but did not log a stop ... First tackle, TFL and PBU in the win over New Mexico State ... Two stops in the games with No. 25 Missouri and Utah State ... Two assisted efforts in the MWC opener with BYU ... Solid outing vs. No. 23 Air Force, producing a career-best five tackles and

a TFL ... Two assisted efforts in the win at New Mexico ... Career-best 3.5 tackles for a loss of 19 yards, including an 11-yard sack, in the win over Wyoming ... Recorded two tackles with one being for a loss vs. Colorado State ... Had three tackles with one for a loss at TCU ... Recorded a TFL vs. Utah.

LAWSON'S CAREER STATISTICS

Career Statistics	G	UA-AT-TT	TFL-Yds.	Sacks	Int.	PBU	FF	FR
2007	12	9-8-17	0-0	0-0	0-0	2	0	0
2008	6	4-6-10	3.0-9	1.0-7	0-0	0	0	0
2009	12	15-7-22	6.5-21	2.0-9	0-0	0	1	0
2010	11	15-9-24	8.0-29	1.0-11	0-0	1	0	0
Totals	41	43-30-73	17.5-59	4.0-27	0-0	3	1	0

Career Highs: Tackles: 5 vs. Air Force (10/16/10); TFLs: 3.5 at Wyoming (10/30/10); Sacks: 1.0, four times; PBU: 1, three times; FF: 1.0 vs. NMSU (10/3/09).

2010 Highs: Tackles: 5 vs. Air Force (10/16/10); TFL: 3.5 at Wyoming (10/30/10); Sacks: 1.0 at Wyoming (10/30/10); PBU: 1 at NMSU (9/11/10).

LAWSON 2010 GAME-BY-GAME

	G	UA-AT-TT	TFL-Yds.	Sacks	Int.	PBU	FF	FR
NICHOLLS (9/4/10)* 1		0-0-0	0-0	0-0	0-0	0	0	0
at NMSU (9/11/10)* 1		0-1-1	0.5-1	0-0	0-0	1	0	0
at Missouri (9/18/10)* 1		0-2-2	0-0	0-0	0-0	0	0	0
UTAH ST. (9/25/10)* 1		1-1-2	0-0	0-0	0-0	0	0	0
at BYU (10/9/10)* 1		0-2-2	0-0	0-0	0-0	0	0	0
AIR FORCE (10/16/10)* 1		5-0-5	1.0-3	0-0	0-0	0	0	0
at UNM (10/23/10)* 1		0-2-2	0-0	0-0	0-0	0	0	0
at WYO (10/30/10)* 1		3-1-4	3.5-19	1.0-11	0-0	0	0	0
CSU (11/6/10)* 1		2-0-2	1.0-1	0-0	0-0	0	0	0
at TCU (11/13/10)* 1		3-0-3	1.0-4	0-0	0-0	0	0	0
UTAH (11/20/10)* 1		1-0-1	1.0-1	0-0	0-0	0	0	0

* = Game started



#3 DARRYN LEWIS

DB, 5-9, 170, Sr.-2L, Elk Grove, Calif. (Franklin HS)

2010: Former walk-on, who earned a scholarship this past summer ... Started for the first time in his career in the opener at one of the Warrior spots, contributing four tackles, including one for a loss of two yards ... Three stops, with two solo efforts, in the win at NMSU ... Intercepted

his first career pass in the fourth quarter at No. 25 Missouri, returning it 23 yards ... Five tackles vs. the Tigers ... Broke up one pass in the win over Utah State ... More than doubled his previous career best with a team game-high and season-high 12 tackles at BYU ... First Aztec to log double-figures in stops since the 2009 Utah game ... Second INT of the year vs. a ranked team in the Air Force outing ... Had a tackle and a career-high two pass breakups vs. Colorado State ... Made four stops at TCU ... Had two stops and a PBU vs. Utah.

LEWIS' CAREER STATISTICS

Career Statistics	G	UA-AT-TT	TFL-Yds.	Sacks	Int.	PBU	FF	FR
2008	9	4-2-6	0-0	0-0	0-0	0	0	0
2009	12	24-9-33	0-0	0-0	0-0	3	0	0
2010	11	27-12-39	1.0-2	0-0	2-27	4	0	0
Totals	32	55-23-78	1.0-2	0-0	2-27	7	0	0

Career High: Tackles: 12 at BYU (10/9/10); INT: 1 vs. Air Force (10/16/10), at Missouri (9/18/10); PBU: 2 vs. CSU (11/6/10).

2010 Highs: Tackles: 12 at BYU (10/9/10); TFL: 1.0 vs. Nicholls (9/4/10); INT: 1 vs. Air Force (10/16/10), at Missouri (9/18/10); PBU: 2 vs. CSU (11/6/10).

LEWIS 2010 GAME-BY-GAME

	G	UA-AT-TT	TFL-Yds.	Sacks	Int.	PBU	FF	FR
NICHOLLS (9/4/10)* 1		3-1-4	1.0-2	0-0	0-0	0	0	0
at NMSU (9/11/10)* 1		2-1-3	0-0	0-0	0-0	0	0	0
at Missouri (9/18/10)* 1		3-2-5	0-0	0-0	1-23	0	0	0
UTAH ST. (9/25/10)* 1		0-0-0	0-0	0-0	0-0	1	0	0
at BYU (10/9/10)* 1		7-5-12	0-0	0-0	0-0	0	0	0
AIR FORCE (10/16/10) 1		3-1-4	0-0	0-0	1-4	0	0	0
at UNM (10/23/10)* 1		0-0-0	0-0	0-0	0-0	0	0	0
at WYO (10/30/10)* 1		3-1-4	0-0	0-0	0-0	0	0	0
CSU (11/6/10)* 1		1-0-1	0-0	0-0	0-0	2	0	0
at TCU (11/13/10)* 1		3-1-4	0-0	0-0	0-0	0	0	0
UTAH (11/20/10)* 1		2-0-2	0-0	0-0	0-0	1	0	0

* = Game started



#14 RYAN LINDLEY

QB, 6-4, 220, Jr.-2L, Alpine, Calif. (El Capitan HS)

2010: Started his 24th career game at quarterback for the Aztecs in the opener, completing 17 of his 26 pass attempts for 303 yards, no INTs and two scores ... Reached the 6,000-yard mark in career passing yardage vs. Nicholls, becoming just the fifth Aztec to reach that milestone ... Did

not throw a pick for the second contest in a row at New Mexico State, completing 20 passes on a season-high 42 attempts for 319 yards and a touchdown ... Saw his streak of consecutive pass attempts without an INT broken at 116 against No. 25 Missouri ... Connected on over 70 percent of his throws against Utah State, passing for 362 yards and three touchdowns ... His 82-yard TD pass to Vincent Brown in the second half is the longest of his career and No. 11 nationally in 2010 ... Threw three TD passes for the second consecutive outing with a trio at BYU ... Logged 247 passing yards and a touchdown in the upset of No. 23 Air Force ... Also had five carries for a season-best 18 yards against the Falcons ... Threw two touchdowns in the victory at New Mexico, posting 249 yards through the air ... Had a season-high 365 yards passing, including three touchdowns, in the victory at Wyoming ... Threw for 171 yards and a touchdown against Colorado State ... Threw for 262 yards and two touchdowns at No. 3 TCU ... Started his 29th consecutive game against Utah, breaking the previous record of 28 in a row set by Billy Blanton (Oct. 15, 1994-Nov. 28, 1996) ... Threw for a career-high 528 yards and four touchdowns in the game ... The 528 yards ranks fourth in school history and the most since David Lowery threw for a school-record 568 vs. BYU in 1991 ... Went over 3,000 yards for the season

to become the third player to do so in consecutive seasons ... Has 11 career 300-yard passing contests, including in five in 2010 ... Thrown 61 career TDs to sit third in Aztec history ... Ranks sixth nationally in passing average (292.4/g) and is 18th in total offense (both No. 1 in MWC).

■ LINDLEY'S CAREER STATISTICS

Career Statistics	G	Att.	Com.	INT	Yds.	TDs	Eff.	Tot. Off.
2008	11	427	242	9	2,653	16	117.01	2,591
2009	12	437	239	16	3,054	23	123.44	2,923
2010	11	368	203	14	3,216	22	140.69	3,177
Totals	34	1,232	684	39	8,923	61	126.37	8,691

Career Highs: Attempts: 59 at Notre Dame (9/6/08); Completions: 36 vs. Utah (11/20/10); Passing Yards: 528 vs. Utah (11/20/10); Long Pass: 90 vs. Utah (11/20/10); TDs Passing: 6 at CSU (10/24/09); TDs Rushing: 1 vs. S. Utah (9/12/09), at Notre Dame (9/6/08).

2010 Highs: Attempts: 54 vs. Utah (11/20/10); Completions: 36 vs. Utah (11/20/10); Passing Yards: 528 vs. Utah (11/20/10); Long Pass: 90 vs. Utah (11/20/10); TDs Passing: 4 vs. Utah (11/20/10).

■ LINDLEY 2010 GAME-BY-GAME

	Passing					Rushing			
	Att.	Com.	INT	Yds.	TDs	Att.	Yds.	TDs	
NICHOLLS (9/4/10)*	26	17	0	303	2	0	0	0	
at NMSU (9/11/10)*	42	20	0	319	1	0	0	0	
at Missouri (9/18/10)*	44	20	1	190	0	1	-6	0	
UTAH ST. (9/25/10)*	24	17	1	362	3	2	3	0	
at BYU (10/9/10)*	34	20	1	220	3	1	-9	0	
AIR FORCE (10/16/10)*	26	14	1	247	1	5	18	0	
at UNM (10/23/10)*	37	18	1	249	2	1	3	0	
at WYO (10/30/10)*	32	16	2	365	3	2	-5	0	
CSU (11/6/10)*	23	14	2	171	1	1	-10	0	
at TCU (11/13/10)*	26	11	2	262	2	3	-23	0	
UTAH (11/20/10)*	54	36	3	528	4	2	-10	0	

* = Game started



▶ #94 JEROME LONG

DL, 6-5, 280, Jr.-2L, Los Osos, Calif. (Los Osos HS)

■ 2010: Started his first game since his freshman campaign, doing so at defensive tackle against Nicholls ... Had two stops, including one behind the line of scrimmage, in the win vs. the Colonels ... Tied for team lead with eight tackles at NMSU, highlighted by a sack for a seven-yard loss ... Two stops and a half TFL at No. 25 Missouri ... Two

tackles for loss as a reserve in the win over Utah State ... Made a stop behind the line of scrimmage in the first four contests of 2010 ... Two stops vs. BYU and Air Force ... Starter at New Mexico and Wyoming ... Had a tackle in 20 straight games, a streak that was stopped against Colorado State ... Blocked his first career field goal attempt against CSU ... Recovered his first career fumble and added an assisted tackle at TCU.

■ LONG'S CAREER STATISTICS

Career Statistics	G	UA-AT-TT	TFL-Yds.	Sacks	Int.	PBU	FF	FR
2008	11	14-23-37	2.0-8	1.0-7	0-0	0	0	0
2009	12	12-11-23	1.5-8	1.5-8	0-0	0	0	0
2010	11	12-12-24	4.5-13	1.0-7	0-0	0	0	1
Totals	34	38-46-84	8.0-29	3.5-22	0-0	0	0	1

Career Highs: Tackles: 9 at TCU (10/4/08); TFL: 2.0 vs. Utah St. (9/25/10); Sacks: 1.0, three times; FR: 1 at TCU (11/13/10); Blocked Kicks: 1 vs. CSU (11/6/10).

2010 Highs: Tackles: 8 at NMSU (9/11/10); TFL: 2.0 vs. Utah St. (9/25/10); Sack: 1.0 at NMSU (9/11/10); FR: 1 at TCU (11/13/10); Blocked Kicks: 1 vs. CSU (11/6/10).

■ LONG 2010 GAME-BY-GAME

	G	UA-AT-TT	TFL-Yds.	Sacks	Int.	PBU	FF	FR
NICHOLLS (9/4/10)*	1	2-0-2	1.0-1	0-0	0-0	0	0	0
at NMSU (9/11/10)*	1	1-7-8	1.0-7	1.0-7	0-0	0	0	0
at Missouri (9/18/10)*	1	1-1-2	0.5-1	0-0	0-0	0	0	0
UTAH ST. (9/25/10)	1	3-0-3	2.0-4	0-0	0-0	0	0	0
at BYU (10/9/10)	1	2-0-2	0-0	0-0	0-0	0	0	0

AIR Force (10/16/10)	1	1-2	0-0	0-0	0-0	0	0	0
at UNM (10/23/10)*	1	1-0-1	0-0	0-0	0-0	0	0	0
at WYO (10/30/10)*	1	1-2-3	0-0	0-0	0-0	0	0	0
CSU (11/6/10)*	1	0-0-0	0-0	0-0	0-0	0	0	0
at TCU (11/13/10)*	1	0-1-0	0-0	0-0	0-0	0	0	1
UTAH (11/20/10)*	1	0-0-0	0-0	0-0	0-0	0	0	0

* = Game started



▶ #2 LEON MCFADDEN

DB, 5-10, 180, So.-1L, Inglewood, Calif. (St. John Bosco HS)

■ 2010: Starter at cornerback (2 tackles) and also returned punts (3-for-33 yards) in the opener against Nicholls ... Three assisted tackles in the win over New Mexico State ... Second career interception and first of the season at No. 25 Missouri ... Posted four stops, two PBUs and returned

two punts for 13 yards against the Tigers ... Career-best and team game-high seven tackles, including three for a loss of 20 yards, in the win vs. Utah State ... Second INT of the season in the end zone at BYU ... Outstanding effort in the upset of No. 23 Air Force, contributing three solo tackles with one for a loss and breaking up three pass attempts ... Five stops in the win at UNM ... Two TFLs, including a sack for a loss of 11 yards, in the victory at Wyoming ... Tied his career high with seven tackles, and added a PBU and a TFL, vs. Colorado State ... Had another seven-tackle game (tied career high) with two PBU's at TCU ... Made four stops with a PBU vs. Utah ... Is tied for seventh nationally in passes defended per game (1.27).

■ MCFADDEN'S CAREER STATISTICS

Career Statistics	G	UA-AT-TT	TFL-Yds.	Sacks	Int.	PBU	FF	FR
2009	12	17-9-26	1.0-5	1.0-5	1-39	0	0	0
2010	11	33-16-49	7.0-40	1.0-11	2-0	12	0	0
Totals	23	50-25-75	8.0-45	2.0-16	3-39	12	0	0

Punt Returns	Att.	Yds.	TD	Avg.	Long
2010	5	46	0	9.2	23


Career Highs: Tackles: 7, three times; TFL: 3.0 vs. Utah St. (9/25/10); Sacks: 1.0, two times; INT: 1, three times; PBU: 3 vs. Air Force (10/16/10); Blocked Kicks: 1 vs. S. Utah (9/12/09), at UCLA (9/5/09).

2010 Highs: Tackles: 7 vs. Utah St. (9/25/10); TFL: 3.0 vs. Utah St. (9/25/10); Sacks: 1.0 at Wyoming (10/30/10); INT: 1 at BYU (10/9/10), at Missouri (9/18/10); PBU: 3 vs. Air Force (10/16/10); Punt Returns: 3 vs. Nicholls (9/4/10); Punt Return Yards: 33 vs. Nicholls (9/4/10); Long Punt Return: 23 vs. Nicholls (9/4/10).

■ McFADDEN 2010 GAME-BY-GAME

	G	UA-AT-TT	TFL-Yds.	Sacks	Int.	PBU	FF	FR
NICHOLLS (9/4/10)*	1	0-2-2	0-0	0-0	0-0	0	0	0
at NMSU (9/11/10)*	1	0-3-3	0-0	0-0	0-0	0	0	0
at Missouri (9/18/10)*	1	3-1-4	0-0	0-0	1-0	2	0	0
UTAH ST. (9/25/10)*	1	5-2-7	3.0-20	0-0	0-0	1	0	0
at BYU (10/9/10)*	1	2-1-3	0-0	0-0	1-0	0	0	0
AIR FORCE (10/16/10)*	1	3-0-3	1.0-3	0-0	0-0	3	0	0
at UNM (10/23/10)*	1	1-4-5	0-0	0-0	0-0	1	0	0
at WYO (10/30/10)*	1	4-0-4	2.0-14	1.0-11	0-0	1	0	0
CSU (11/6/10)*	1	5-2-7	1.0-3	0-0	0-0	1	0	0
at TCU (11/13/10)*	1	6-1-7	0-0	0-0	0-0	2	0	0
UTAH (11/20/10)*	1	4-0-4	0-0	0-0	0-0	1	0	0

* = Game started



▶ #29 LARRY PARKER

DB, 5-11, 170, Jr.-1L San Diego, Calif. (Grossmont JC)

■ 2010: Has been a reserve in five of six games ... Missed the Utah State contest due to injury ... Had two tackles against Nicholls and one apiece in the other three games ... Forced a fumble vs. Nicholls and recovered a fumble at BYU ... Also returns punts ... Long of 14 yards in the opener and posted a 13-yard return against BYU ... Season-best three stops in the win over Air Force ... Career-long 22-yard punt return led to a touchdown in the team's victory at Wyoming ... Recorded one tackle and returned two punts for nine yards against Colorado State ... Had three

tackles and a career-high two PBU's at TCU Also had two punt returns for 33 yards, including a career-long 29-yard return ... Tied his career high with four tackles against Utah.

■ PARKER'S CAREER STATISTICS

Career Statistics	G	UA-AT-TT	TFL-Yds.	Sacks	Int.	PBU	FF	FR
2009	12	11-9-20	0-0	0-0	0	2	0	1-65
2010	10	14-5-19	1.0-4	0-0	0	4	1	1-0
Totals	22	25-14-39	1.0-4	0-0	0	6	1	2-65

Punt Returns	Att.	Yds.	TD	Avg.	Long
2010	16	116	0	7.2	29

Career Highs: Tackles: 4 vs. S. Utah (9/12/09), vs. Utah (11/20/10); TFL: 1.0 vs. Nicholls (9/4/10); PBU: 2 at TCU (11/13/10); FF: 1 vs. Nicholls (9/4/10); FR: 1 vs. Wyoming (11/14/09); Long Punt Return: 29 at TCU (11/13/10).

2010 Highs: Tackles: 4 vs. Utah (11/20/10); TFL: 1.0 vs. Nicholls (9/4/10); PBU: 2 at TCU (11/13/10); FF: 1 vs. Nicholls (9/4/10); FR: 1 at BYU (10/9/10); Long Punt Return: 29 at TCU (11/13/10).



► #38 ABEL PEREZ

PK, 6-1, 225, Jr.-TR, Chula Vista, Calif. (Castle Park HS/Southwestern JC)

■ 2010: SDSU's starting place-kicker against Nicholls and also handled kickoffs ... Made 2-of-3 field-goal attempts, hitting his first as an Aztec from 44 yards out and later adding a 27-yard effort ... Two field goals for the second outing in a row at New Mexico State (25, 32 yards) ... Also posted six touchbacks on his eight kickoffs against the

Aggies ... Nailed four more kickoffs into the endzone at No. 25 Missouri, while also making his only field-goal attempt from 25 yards ... Two field goals (20, 37 yards) in the victory vs. Utah State ... Missed his only FG attempt at BYU from 43 yards out ... Made two of three attempts in the upset of Air Force ... Career-best three field goals at New Mexico, the most in a single-game by an Aztec since 2005 ... Connected on attempts of 36, 31 and 30 yards, while also averaging a season-high 70.0 yards per kickoff with four touchbacks ... Made each of his two field goals and logged his second consecutive game with a 70.0 kick off average ... Made a 31-yarder against New Mexico ... Has 24 touchbacks on kickoffs this season and is averaging 67.7 ypk ... Tied for 26th nationally in field goals per game and is first in the MWC.

■ A. PEREZ'S CAREER STATISTICS

Career Stats	FGM-A	Pct.	01-19	20-29	30-39	40-49	50-99	Lg.	Blk.
2010	15-20	.750	0-1	8-8	6-7	1-4	0-0	44	0

Career/2010 Highs: Field Goals: 3 at New Mexico (10/23/10); Long Field Goal: 44 vs. Nicholls (9/4/10).



► #15 JOSE PEREZ

DB, 6-1, 180, Sr.-2L, Oceanside, Calif. (Oceanside HS)

■ 2010: Starter at cornerback against Nicholls, recording a team game-high two tackles for a loss and contributing four overall stops in the win ... Started at New Mexico State, but did not tally a tackle ... Tallied a pair of tackles and a PBU against No. 25 Missouri and Utah State ... Four solos in the loss at BYU ... Career-high seven tackles and three pass break-ups in the upset of No. 23 Air Force ... Credited with three PBUs for the second week in a row at UNM ... Had a tackle for a loss at TCU and a PBU, before going down with a leg injury ... Is tied for second in the MWC and tied for 22nd in the country in passed defended (1.00/g).

■ J. PEREZ'S CAREER STATISTICS

Career Statistics	G	UA-AT-TT	TFL-Yds.	Sacks	Int.	PBU	FF	FR
2008	10	7-9-16	1.0-1	0-0	2-9	2	0	0
2009	12	20-7-27	0-0	0-0	0-0	3	0	0
2010	10	17-7-24	3.0-7	0-0	0-0	10	0	0
Totals	32	44-23-67	4.0-8	0-0	2-9	15	0	0

Career Highs: Tackles: 7 vs. Air Force (10/16/10); TFL: 2.0 vs. Nicholls (9/4/10); INT: 1 vs. Utah (11/15/08), at Idaho (9/27/08); PBU: 3 at New Mexico (10/23/10), vs. Air Force (10/16/10).


2010 Highs: Tackles: 7 vs. Air Force (10/16/10); TFL: 2.0 vs. Nicholls (9/4/10); PBU: 3 at New Mexico (10/23/10), vs. Air Force (10/16/10).

■ J. PEREZ 2010 GAME-BY-GAME

	G	UA-AT-TT	TFL-Yds.	Sacks	Int.	PBU	FF	FR
NICHOLLS (9/4/10)*	1	3-1-4	2.0-5	0-0	0-0	0	0	0

at NMSU (9/11/10)*	1	0-0-0	0-0	0-0	0-0	0	0	0
at Missouri (9/18/10)*	1	1-1-2	0-0	0-0	0-0	1	0	0
UTAH ST. (9/25/10)*	1	1-1-2	0-0	0-0	0-0	1	0	0
at BYU (10/9/10)*	1	4-0-4	0-0	0-0	0-0	0	0	0
AIR FORCE (10/16/10)*	1	4-3-7	0-0	0-0	0-0	3	0	0
at UNM (10/23/10)*	1	0-1-1	0-0	0-0	0-0	3	0	0
at WYO (10/30/10)*	1	2-0-2	0-0	0-0	0-0	1	0	0
CSU (11/6/10)*	1	1-0-1	0-0	0-0	0-0	0	0	0
at TCU (11/13/10)*	1	1-0-1	1.0-2	0-0	0-0	1	0	0
UTAH (11/20/10)								DNP - Injured

* = Game started



► #22 ANDREW PRESTON

LB, 6-1, 210, Sr.-3L, Centennial, Colo. (Arapahoe HS)

■ 2010: Team tri-captain ... Made his first career start - 21st overall - at the Aztec position against Nicholls and ended up with two solo tackles ... Six tackles in the win over New Mexico State ... Led the team with eight stops, including six solos, at No. 25 Missouri ... Five solos and a PBU in the victory over Utah State ... Made three stops at BYU before missing most of the game due to injury ... Was a reserve against No. 23 Air Force, but still made a team game-high 10 stops, including one on a critical two-point conversion try in the fourth quarter ... Made six tackles as a starter at New Mexico ... First career interception set up an Aztec touchdown in the victory at Wyoming ... Had six tackles, including two for a loss, which tied a career high, and picked off his second career interception against Colorado State ... Had a season-high 12 tackles, including 10 solo, at TCU ... Made seven stop, including one for an eight-yard loss vs. Utah ... Is ranked ninth all-time at SDSU in unassisted tackles.

■ PRESTON'S CAREER STATISTICS

Career Statistics	G	UA-AT-TT	TFL-Yds.	Sacks	Int.	PBU	FF	FR
2007	11	40-32-72	7.0-23	1.0-7	0-0	0	0	0
2008	12	48-34-82	3.5-12	1.0-9	0-0	1	1	0
2009	12	29-17-46	4.0-19	1.0-10	0-0	3	0	0
2010	11	48-19-67	3.0-14	0-0	2-51	3	0	0
Totals	46	165-102-267	17.5-68	3.0-26	2-51	7	1	0

Career Highs: Tackles: 18 vs. Air Force (10/11/08); TFL: 2.0 at SJSU (9/13/08), at UNLV (11/10/07); Sacks: 1.0 at SJSU (9/13/08), vs. PSU (9/22/07); INT: 1 at Wyoming (10/30/10); PBU: 1, five times; FF: 1 vs. UNLV (11/22/08).

2010 Highs: Tackles: 12 at TCU (11/13/10); INT: 1 at Wyoming (10/30/10); PBU: 1 vs. Air Force (10/16/10).

■ PRESTON 2010 GAME-BY-GAME

	G	UA-AT-TT	TFL-Yds.	Sacks	Int.	PBU	FF	FR
NICHOLLS (9/4/10)*	1	2-0-2	0-0	0-0	0-0	0	0	0
at NMSU (9/11/10)*	1	2-4-5	0-0	0-0	0-0	0	0	0
at Missouri (9/18/10)*	1	6-2-8	0-0	0-0	0-0	0	0	0
UTAH ST. (9/25/10)*	1	5-0-5	0-0	0-0	0-0	1	0	0
at BYU (10/9/10)*	1	1-2-3	0-0	0-0	0-0	0	0	0
AIR FORCE (10/16/10)	1	9-1-10	0-0	0-0	0-0	1	0	0
at UNM (10/23/10)*	1	2-4-5	0-0	0-0	0-0	0	0	0
at WYO (10/30/10)*	1	0-2-2	0-0	0-0	1-29	1	0	0
CSU (11/6/10)*	1	4-2-6	2.0-6	0-0	1-22	0	0	0
at TCU (11/13/10)*	1	10-2-12	0-0	0-0	0-0	0	0	0
UTAH (11/20/10)*	1	7-0-7	1.0-8	0-0	0-0	0	0	0

* = Game started



► #1 DEMARCO SAMPSON

WR, 6-2, 205, Sr.-3L, Chula Vista, Calif. (Castle Park HS)

■ 2010: Second career 100-yard receiving game against Nicholls, catching seven passes for 179 yards and a pair of touchdowns ... His 71-yard TD reception is a career long catch ... Two or more TDs in a single outing for the fourth time in his career ... Made four receptions for 73 yards, including a long of 35 yards, at New Mexico State ... Team-high six catches for 81 yards in the loss at No. 25 Missouri ... Made only two grabs for 40 yards in the win over Utah State, while also logging a pair of rushes for 12 yards ... Four catches for 47 yards in the MWC opener with BYU, reaching the 100-mark in career receptions ... Second 100-yard receiving game in 2010 and third of his career with four catches for 106 yards in the upset of No. 23 Air Force ... Scored a pair of touchdowns and recorded his second consecutive 100-yard receiving effort in the win at New Mexico ... Tied his season game-high with seven catches vs. the Lobos to go with 127 receiving yards ... MWC offensive player of the week after his seven-catch, 175-yard receiving performance at Wyoming ... Scored a pair of TDs against the Cowboys with a 56- and 59-yard effort ... Caught two passes for

23 yards against Colorado State ... Caught four passes for 42 yards at TCU ... Had a season-high 12 catches for 154 yards against Utah to break 1,000 yards for the season ... Has caught a pass in 25 consecutive outings ... Has six 100-yard receiving games in his career ... Leads the MWC and is tied for 41st in the nation receptions (5.36/g) and is second and 12th in receiving yards (95.2/g).

■ SAMPSON'S CAREER STATISTICS

Career Statistics	Receiving				
	G	No.	Yds.	TD	Avg.
2005	12	6	60	1	10.0
2008	11	11	111	0	10.1
2009	12	62	851	8	13.7
2010	11	59	1047	6	17.7
Totals	46	138	2,069	16	15.0

Career Highs: Receptions: 15 at CSU (10/24/09); Receiving Yards: 257 at CSU (10/24/09); Receiving TDs: 3 at CSU (10/24/09); Long Reception: 71 vs. Nicholls (9/4/10).

2010 Highs: Receptions: 12 vs. Utah (11/20/10); Receiving Yards: 179 vs. Nicholls (9/4/10); Receiving TDs: 2, three times; Long Reception: 71 vs. Nicholls (9/4/10).

■ SAMPSON 2010 GAME-BY-GAME

	Receiving			
	No.	Yds.	TD	Avg.
NICHOLLS (9/4/10)*	7	179	2	25.6
at NMSU (9/11/10)*	4	73	0	18.3
at Missouri (9/18/10)*	6	81	0	13.5
UTAH ST. (9/25/10)*	2	40	0	20.0
at BYU (10/9/10)*	4	47	0	11.8
AIR FORCE (10/16/10)*	4	106	0	26.5
at UNM (10/23/10)*	7	127	2	18.1
at WYO (10/30/10)*	7	175	2	25.0
CSU (11/6/10)*	2	23	0	11.5
at TCU (11/13/10)*	4	42	0	10.5
UTAH (11/20/10)*	12	154	0	12.8

* = Game started

▶ #18 DOMINIQUE SANDIFER

WR, 6-0, 190, So.-1L, Gardena, Calif. (Beverly Hills HS)
 ■ 2010: One of three starting wideouts for the Aztecs against Nicholls, making a pair of catches for 40 yards, including a long of 29 yards ... Starter at New Mexico State, logging two receptions ... Came off the bench at No. 25 Missouri, coming down with two catches and also fielded his first career punt return ... Two more punt

returns and a reception for six yards in the win over Utah State ... Made a season-best three receptions for 25, including an impressive one falling out of bounds, at BYU ... Had two catches for 19 yards vs. Colorado State ... Had his streak of consecutive games with a catch snapped at four at TCU ... Had a career-high 81 receiving yards and a season-high six catches against Utah.

■ SANDIFER'S CAREER STATISTICS

Career Statistics	Receiving				
	G	No.	Yds.	TD	Avg.
2009	10	26	298	2	11.5
2010	11	21	233	0	11.1
Totals	21	47	531	2	11.3

Career Highs: Receptions: 7 at Utah (11/21/09); Receiving Yards: 81 vs. Utah (11/20/10); Receiving TDs: 1 at Utah (11/21/09), at CSU (10/24/09); Long Reception: 33 at CSU (10/24/09).

2010 Highs: Receptions: 6 vs. Utah (11/20/10); Receiving Yards: 81 vs. Utah (11/20/10); Long Reception: 29 vs. Nicholls (9/4/10).

■ SANDIFER 2010 GAME-BY-GAME

	Receiving			
	No.	Yds.	TD	Avg.
NICHOLLS (9/4/10)*	2	40	0	20.0
at NMSU (9/11/10)*	2	9	0	4.5
at Missouri (9/18/10)	2	9	0	4.5
UTAH ST. (9/25/10)	1	6	0	6.0
at BYU (10/9/10)	3	25	0	8.3
AIR FORCE (10/16/10)	1	22	0	22.0
at UNM (10/23/10)*	1	13	0	13.0
at WYO (10/30/10)	1	9	0	9.0

CSU (11/6/10)*	2	19	0	9.5
at TCU (11/13/10)*	0	0	0	0.0
UTAH (11/20/10)*	6	81	0	13.5

* = Game started



▶ #85 D.J. SHIELDS

TE, 6-4, 240, So.-1L, Bonita, Calif. (Bonita Vista HS)
 ■ 2010: Played in all 11 contests, starting three times ... Made his first two catches of the season at Wyoming, including his first career touchdown for 14 yards.

■ SHIELDS' CAREER STATISTICS

Career Statistics	Receiving				
	G	No.	Yds.	TD	Avg.
2009	12	11	109	0	9.9
2010	11	2	29	1	14.5
Totals	23	13	138	1	10.6

Career Highs: Receptions: 3 at UNLV (11/28/09); Receiving Yards: 43 vs. Wyoming (11/14/09); Receiving TDs: 1 at Wyoming (10/30/10); Longest Reception: 28 vs. Wyoming (11/14/09).

2010 Highs: Receptions: 2 at Wyoming (10/30/10); Receiving Yards: 29 at Wyoming (10/30/10); Receiving TDs: 1 at Wyoming (10/30/10); Longest Reception: 15 at Wyoming (10/30/10).



▶ #55 NEIL SPENCER

DL, 6-2, 280, Jr.-1L, Las Vegas, Nev. (Cimmaron-Memorial HS)
 ■ 2010: Logged his first playing time since the 2007 campaign, coming in as a reserve in the opener and recording two stops and a tackle for a loss of four yards ... Two tackles for the second outing in a row at New Mexico State ... Recovered his first career fumble at No. 25 Missouri and also contributed two stops for the third game in a row ...

First start since 2007 vs. Utah State, ending with two tackles ... Second consecutive start at BYU with a career-high seven stops ... Four tackles in the upset of No. 23 Air Force ... Reserve at UNM, posting two stops ... Made two tackles, including his first career sack vs. Utah.

■ SPENCER'S CAREER STATISTICS

Career Statistics	G	UA-AT-TT	TFL-Yds.	Sacks	Int.	PBU	FF	FR
2007	12	15-13-28	0.5-0	0-0	0-0	0	0	0
2010	11	15-9-24	2.0-7	1.0-3	0-0	0	0	1-0
Totals	23	30-22-52	2.5-7	1.0-3	0-0	0	0	1-0

Career/2010 Highs: Tackles: 7, at BYU (10/9/10); TFL: 1.0 vs. Nicholls (9/4/10); FR: 1 at Missouri (9/18/10).



▶ #14 BRIAN STAHOVICH

P, 6-0, 190, Jr.-2L, Solana Beach, Calif. (Cathedral Catholic HS)

■ 2010: Preseason all-MWC ... Had to punt just once in the first game of the year vs. Nicholls, booming it 56 yards ... Averaged 50.8 yards per punt at New Mexico State (No. 9 in SDSU single-game history), posting three of his four kicks for over 50 yards and landing two inside the 20-yard line ... Matched his career high with 10 kicks at No. 25 Missouri, averaging 45.6 yards (career high for total yards) and dropping three inside the 20-yard line ... His 67-yarder vs. the Tigers matched his career best and ties as the 12th-longest in school history ... Only three punts vs. Utah State, averaging 46.0 yards with a long of 57 and landed one inside the 20 ... Dropped three of his four punts vs. Air Force inside the 20-yard line ... Landed three punts inside the 20 and had three for more than 50 yards in the win at UNM ... MWC special teams player of the week after belting an 89-yard punt at Wyoming ... 89-yard effort is a school record, longest in the FBS this season and is second in MWC history ... Punted twice for a 47.0 average vs. Utah. Has 40 career kicks of 50 or more yards, including 15 in 2010 ... Ranks first in the MWC and seventh nationally in punting (45.70ypk.) in 2010.

■ STAHOVICH'S CAREER STATISTICS

Career Statistics	G	No.	Yds.	Avg.	Long	TB	FC	I20	Blk.
2008	12	71	2,807	39.5	65	6	19	14	1
2009	12	61	2,674	43.8	67	7	15	13	1
2010	11	50	2,285	45.7	89	6	14	16	1
Totals	35	182	7,766	42.7	89	19	48	43	3

Career Highs: Punts: 10 at Missouri (9/18/10), at TCU (10/4/08); Yards:

456 at Missouri (9/18/10); Avg.: 52.5 (6-for-315) at Air Force (9/26/09)/89.0 (1-for-89) at Wyoming (10/30/10); Long: 89 at Wyoming (10/30/10).

2010 Highs: Punts: 10 at Missouri (9/18/10); Yards: 456 at Missouri (9/18/10); Avg.: 89.0 (1-for-89) at Wyoming (10/30/10); Long: 89 at Wyoming (10/30/10).



#41 KHALID STEVENS

DB, 5-11, 195, So.-SQ
Pacific Palisades, Calif. (Palisades HS)

■ **2010:** Was a reserve against Nicholls, but did not log any stats ... First career pass breakup at New Mexico State ... Made his first career tackles at No. 25 Missouri, coming up with four of them, including 1.5 for a loss ... Three stops the next week against Utah State ... Season-high five tackles in the MWC opener at BYU ... First career start vs. Air Force, making five stops in the winning effort ... Three solo tackles, including two for a loss of six yards, at New Mexico ... Added a tackle vs. Colorado State ... Had a career-high six tackles at TCU ... Made five stops vs. Utah.

■ **STEVENS' CAREER STATISTICS**

Career Statistics	G	UA-AT-TT	TFL-Yds.	Sacks	Int.	PBU	FF	FR
2010	11	25-8-33	1.5-2	0-0	0-0	2	0	0

Career/2010 Highs: Tackles: 6 at TCU (11/13/10); TFLs: 2.0 at New Mexico (10/23/10); PBU: 1 at Wyoming (10/30/10); at NMSU (9/11/10).



#23 BRANDON SULLIVAN

RB, 5-11, 215, Sr.-3L,
Poway, Calif. (Poway HS)

■ **2010:** Moved to fullback for his senior campaign ... Also plays on the punt team ... Two carries for 14 yards with a long of nine yards in the first game of the year vs. Nicholls ... Career-long 57-yard reception on a key third down in the win at NMSU ... Ended the contest with the Aggies with three receptions for 69 yards and also had a carry ... Two catches for 41 yards, including a long of 31, at No. 25 Missouri ... Made three grabs for 37 yards and also had a rush in the victory over Utah State ... First touchdown of the season on a 4-yard catch in the fourth quarter at BYU ... Four catches for 43 yards as a starter, including a 29-yarder that set up an Aztec field goal in the win over Air Force ... Eclipsed the 1,000-yard mark in career rushing yardage at New Mexico, posting 17 of his season-high 18 carries in the second half for 69 yards to secure the victory ... Tallied three touchdowns, all on 1-yard rushes, in the win at Wyoming ... Scored on another 1-yard run the following game against Colorado State ... Also had three catches for 47 yards, including a 9-yard TD reception ... Continued his impressive touchdown streak with two more 1-yd rushing touchdowns at TCU ... Also caught two passes for 53 yards against the Horned Frogs ... Rushed three times for eight yards and caught two passes for 18 yards vs. Utah.

■ **SULLIVAN'S CAREER STATISTICS**

Career Statistics	Rushing					Receiving			
	G	Att.	Yds.	TD	Avg.	No.	Yds.	TD	Avg.
2007	11	58	220	2	3.8	18	119	0	6.6
2008	8	48	185	1	3.9	21	205	2	9.8
2009	10	154	558	4	3.6	16	117	0	7.3
2010	11	37	117	6	3.2	22	314	2	14.3
Totals	40	297	1,080	13	3.6	77	755	4	9.8

Career Highs: Carries: 24 vs. UNM (10/31/09), vs. S. Utah (9/12/09); Rushing Yards: 111 vs. S. Utah (9/12/09); Rushing TDs: 3 at Wyoming (10/30/10); Long Rush: 28 vs. Wyoming (11/14/09); Receptions: 9 vs. Cal Poly (8/30/08); Receiving Yards: 69 at NMSU (9/11/10); Long Reception: 57 at NMSU (9/11/10); Long Kickoff Return: 17 vs. WSU (9/8/07).

2010 Highs: Carries: 18 at New Mexico (10/23/10); Rushing Yards: 69 at New Mexico (10/23/10); Rushing TDs: 3 at Wyoming (10/30/10); Long Rush: 12 at New Mexico (10/23/10); Receptions: 4 vs. Air Force (10/16/10); Receiving Yards: 69 at NMSU (9/11/10); Long Reception: 57 at NMSU (9/11/10); Receiving TD: 1, two times

■ **SULLIVAN GAME-BY-GAME**

	Rushing					Receiving		
	Att.	Yds.	TD	Avg.	No.	Yds.	TD	Avg.
NICHOLLS (9/4/10)	2	14	0	7.0	0	0	0	0.0
at NMSU (9/11/10)	1	1	0	1.0	3	69	0	23.0
at Missouri (9/18/10)	1	2	0	2.0	2	41	0	20.5
UTAH ST. (9/25/10)	1	3	0	3.0	3	37	0	12.3

at BYU (10/9/10)	0	0	0	0.0	3	6	1	2.0
AIR FORCE (10/16/10)*	0	0	0	0.0	4	43	0	10.7
at UNM (10/23/10)	18	69	0	3.8	0	0	0	0.0
at WYO (10/30/10)	6	15	3	2.5	0	0	0	0.0
CSU (11/6/10)	2	3	1	1.5	3	47	1	15.7
at TCU (11/13/10)*	3	2	2	0.7	2	53	0	26.5
UTAH (11/20/10)*	3	8	0	2.7	2	18	0	9.0

* = Game started



#47 JACOB TAUANUU

DL, 6-1, 240, Sr.-1L,
San Diego, Calif. (Helix HS/UAB)

■ **2010:** Had a pair of pass break-ups, matching his previous career total, as a reserve against Nicholls ... First tackles of the year at New Mexico State ... Assisted on a tackle for loss against No. 25 Missouri ... One solo effort vs. Utah State ... Two stops in the loss at BYU ... Earned the start at defensive end vs. Air Force and had four tackles, including one behind the line of scrimmage ... Three solos with one for a loss in the first quarter of the win at New Mexico ... Made one tackle at TCU ... Had two tackles with one for a loss vs. Utah.

■ **TAUANUU'S CAREER STATISTICS**

Career Statistics	G	UA-AT-TT	TFL-Yds.	Sacks	Int.	PBU	FF	FR
2009	12	17-6-23	5.0-16	2.0-13	0-0	2	1	0
2010	11	12-5-17	3.0-6	0-0	0-0	2	0	0
Totals	23	29-11-40	8.0-22	2.0-13	0-0	4	1	0

Career Highs: Tackles: 6 at Air Force (9/26/09); TFL: 2.0 vs. S. Utah (9/12/09), at UCLA (9/5/09); PBU: 1 at Air Force (9/26/09), at UCLA (9/5/09); FF: 1 vs. S. Utah (9/12/09).

2010 Highs: Tackles: 4 vs. Air Force (10/16/10); TFL: 1.0 at New Mexico (10/23/10), vs. Air Force (10/16/10), vs. Utah (11/20/10); PBU: 2 vs. Nicholls (9/4/10).



#36 NICK TENHAEFF

LB, 6-2, 210, Fr.-RS,
Atascadero, Calif. (Atascadero HS)

■ **2010:** In his first collegiate game, tied for the team lead with five tackles against Nicholls, including a sack and 1.5 TFLs ... Four tackles at No. 25 Missouri ... Two solos in the win over Utah State ... Three tackles with one for a loss in his first career MWC game at BYU ... Posted his first career start vs. Air Force ... First career fumble recovery at New Mexico ... Posted a 15-yard sack on Wyoming's final play of the game ... Had one stop at TCU.

■ **TENHAEFF'S CAREER STATISTICS**

Career Statistics	G	UA-AT-TT	TFL-Yds.	Sacks	Int.	PBU	FF	FR
2010	11	16-5-20	3.5-25	2.0-19	0-0	0	0	1-0

Career/2010 Highs: Tackles: 5 vs. Nicholls (9/4/10); TFLs: 1.5 vs. Nicholls (9/4/10); Sacks: 1.0 at Wyoming (10/30/10), vs. Nicholls (9/4/10); FR: 1 at New Mexico (10/23/10).



#12 JOSH WADE

DB, 6-0, 180, So.-1L,
San Diego, Calif. (Pt. Loma HS)

■ **2010:** Back-up at cornerback against Nicholls, finishing with a solo tackle ... Also had one stop a week later at New Mexico State ... Career-best four tackles in the loss at No. 25 Missouri ... First career INT at UNM and first career TFL at Wyoming ... Tied his career high with four tackles (three solo) and had a tackle for a loss against Colorado State ... Had two stops at TCU ... Earned the start against Utah and tied his career high with four tackles.

■ **WADE'S CAREER STATISTICS**

Career Statistics	G	UA-AT-TT	TFL-Yds.	Sacks	Int.	PBU	FF	FR
2009	12	8-1-9	0-0	0-0	0-0	1	0	0
2010	11	9-12-21	1.5-7	0-0	1-0	1	0	0
Totals	23	17-13-30	1.5-7	0-0	1-0	2	0	0

Career Highs: Tackles: 4, three times; TFL: 0.5, three times; PBU: 1 vs. New Mexico (10/31/09), vs. Utah (11/20/10); INT: 1 at New Mexico (10/23/10).

2010 Highs: Tackles: 4, three times; TFL: 0.5, three times; PBU: 1 vs. New Mexico (10/31/09), vs. Utah (11/20/10); INT: 1 at New Mexico (10/23/10).

SDSU DEPTH CHART vs. UNLV

OFFENSE

LEFT TACKLE (LT)

- 60 Tommie Draheim, 6-4, 300, Jr.*
66 Riley Gauld, 6-5, 300, Jr.-TR

LEFT GUARD (LG)

- 71 Alec Johnson, 6-3, 295, So.-SQ
74 Mike Matamua, 6-4, 300, Jr.*
65 Japheth Gordon, 6-3, 285, Fr.-RS
75 Leo Grassilli, 6-3, 290, Jr.-SQ

CENTER (C)

- 50 Trask Iosefa, 6-0, 300, Sr.***
71 Alec Johnson, 6-3, 295, So.-SQ

RIGHT GUARD (RG)

- 68 Nik Embernate, 6-4, 305, So.*
51 Jimmy Miller, 6-3, 290, So.-SQ
70 Juan Roman, 6-3, 280, Fr.-RS
53 Emillio Rivera, 6-4, 305, Jr.**

RIGHT TACKLE (RT)

- 79 Kurtis Gunther, 6-8, 290, Jr.*
73 Kellen Farr, 6-7, 300, Jr.*

WIDE RECEIVER (X)

- 80 Vincent Brown, 6-0, 195, Sr.***
83 Osmond Nicholas, 6-3, 210, Fr.-RS
41 Marcus Russell, 5-11, 190, Jr.-TR
86 Ezell Ruffin, 6-1, 190, Fr.-HS

TIGHT END (Y)

- 88 Gavin Escobar, 6-6, 245, Fr.-RS
85 D.J. Shields, 6-4, 240, So.*
87 Bryce Quigley, 6-5, 240, Fr.-HS

WIDE RECEIVER (Z)

- 1 DeMarco Sampson, 6-2, 205, Sr.**
18 Dominique Sandifer, 6-0, 190, So.*
84 Dylan Denso, 6-2, 205, Fr.-RS
17 Doug Deakin, 6-0, 185, Sr.*

RUNNING BACK (RB)

- 13 Ronnie Hillman, 5-10, 185, Fr.-HS
34 Walter Kazee, 5-9, 180, So.*
30 Davon Brown, 5-9, 190, Sr.***

FULLBACK (FB)

- 23 Brandon Sullivan, 5-11, 215, Sr.***
40 Chad Young, 5-11, 240, Fr.-RS

QUARTERBACK (QB)

- 14 Ryan Lindley, 6-4, 220, Jr.**
12 Jake Bernards, 6-5, 210, Fr.-RS
16 Ryne Clark, 6-2, 205, Fr.-RS

DEFENSE

DEFENSIVE END (DE)

- 99 Ernie Lawson, 6-3, 275, Sr.***
49 J.J. Autele, 6-1, 250, Jr.*
59 Jordan Thomas, 6-1, 240, Fr.-HS
48 Eron Moses, 6-4, 250, Jr.-SQ

DEFENSIVE TACKLE (DT)

- 55 Neil Spencer, 6-2, 280, Jr.*
94 Jerome Long, 6-5, 280, Jr.**
91 Frederick Trujillo, 6-1, 225, So.-SQ
97 Dontrell Onuahu, 6-2, 285, Fr.-HS

DEFENSIVE END (DE)

- 47 Jacob Tauanuu, 6-1, 260, Sr.*
93 Larry Gibbs, 6-0, 245, Jr.-SQ
95 Perry Jackson, 6-2, 245, Jr.-TR

LINEBACKER (LB)

- 31 Logan Ketchum, 6-3, 220, Jr.*
37 Vaness Harris, LB, 6-2, 245, Fr.-RS
33 Colin Shumate, 6-2, 220, So.-SQ
43 Ross Williams, 6-3, 210, So.-SQ

MIDDLE LINEBACKER (MLB)

- 44 Rob Andrews, 6-2, 220, So.*
36 Nick Tenhaeff, 6-2, 210, Fr.-RS
46 Jacob Driver, 6-2, 205, Fr.-RS
50 Chris Gordert, 6-0, 230, So.-SQ
52 Marcus Yarbrough, 6-2, 230, Sr.***

LINEBACKER (LB)

- 9 Miles Burris, 6-3, 235, Jr.**
54 Demetrius Barksdale, 6-3, 210, Jr.*
37 Vaness Harris, LB, 6-2, 245, Fr.-RS

CORNERBACK (CB)

- 2 Leon McFadden, 5-10, 180, So.*
29 Larry Parker, 5-11, 170, Jr.*
35 King Holder, 5-10, 170, Fr.-HS
7 Derek Mack, 5-7, 160, So.-SQ
4 Romeo Horn, 6-0, 185, Jr.**

WARRIOR (WAR)

- 3 Darryn Lewis, 5-9, 165, Sr.**
20 Nat Berhe, 5-10, 185, Fr.-RS
6 Gabe Lemon, 5-10, 190, Fr.-RS

AZTEC

- 22 Andrew Preston, 6-1, 210, Sr.***
41 Khalid Stevens, 5-11, 195, So.-SQ
39 Rene Siluano, 5-10, 190, Fr.-HS

WARRIOR (WAR)

- 11 Brandon Davis, 6-2, 190, Jr.**
26 Marcus Andrews, 6-0, 190, Fr.-RS
24 Colin Lockett, 6-0, 185, Fr.-RS

CORNERBACK (CB)

- 12 Josh Wade, 6-0, 180, So.*
24 Colin Lockett, 6-0, 185, Fr.-RS
15 Jose Perez, 6-1, 180, Sr.-2L

SPECIALISTS

PUNTER

- 14 Brian Stahovich, 6-0, 190, Jr.**

PLACEKICKER

- 38 Abel Perez, 6-1, 225, Jr.-TR
29 Bryan Shields, 6-1, 195, Sr.-SQ

KICKOFFS

- 38 Abel Perez, 6-1, 225, Jr.-TR
29 Bryan Shields, 6-1, 195, Sr.-SQ

HOLDER

- 17 Doug Deakin, 6-0, 185, Sr.*
14 Brian Stahovich, 6-0, 190, Jr.**
10 Josh O'Brien, 6-4, 230, Sr.-SQ

LONG SNAPPER

- 58 Aaron Brewer, 6-5, 215, Jr.**
55 Neil Spencer, 6-2, 280, Jr.*
50 Trask Iosefa, 6-0, 300, Sr.***

KICKOFF RETURNS

- 30 Davon Brown, 5-9, 190, Sr.*** **AND**
11 Brandon Davis, 6-2, 190, Jr.**

PUNT RETURNS

- 29 Larry Parker, 5-11, 170, Jr.*
2 Leon McFadden, 5-10, 180, So.*

* - Denotes number of letters earned through the 2009 season. Injured players are listed in italics and at the bottom of the depth chart. **Players in red are returning starters.** Underline players are newcomers or freshmen that redshirted last season.

INJURED - OUT FOR EXTENDED TIME

- 2 Preston King, 5-10, 170, So.*
34 J.J. Whitaker, 5-10, 175, Fr.-HS (rt. knee)
72 Tom Rische, 6-4, 305, Sr.-SQ (lt. knee)
7 Alston Umuolo, 6-4, 255, Sr.*** (hip)
5 Dey Juan Hemmings, 5-11, 210, Sr.*** (rt ankle)
56 Jake Fely, 5-10, 205, Fr.-HS
90 B.J. Williams, 6-3, 250, Sr.***

CAPTAINS

- 17 Doug Deakin, 6-0, 185, Sr.*
99 Ernie Lawson, 6-3, 275, Sr.***
22 Andrew Preston, 6-1, 210, Sr.***

GAME 1

Sept. 4 • Qualcomm Stadium (25,290)

vs. Nicholls

SAN DIEGO – The San Diego State football team put on a dominating performance on both sides of the ball, blanking first-time opponent Nicholls State, 47-0, for its first win in a season-opener in six years. The Aztecs outgained the Colonels, 531-171, posted their first shutout since 2003, and logged their largest margin of victory in 14 years in front of 25,290 fans at Qualcomm Stadium.

Despite the rout, SDSU took awhile to get started with both teams attempting to shake off the first-game jitters. The Aztecs' first two drives of the evening resulted in a missed 42-yard field goal and then a fumble on their own 19-yard line. Luckily, the visitors were unable to capitalize on that mistake, as the SDSU defense stepped up with consecutive sacks followed by another tackle for loss that made Nicholls attempt a 40-yard field goal, which it also missed.

The Aztecs used the run game to find the end zone for the first time in 2010, as the team utilized five consecutive draw plays, capped by a six-yard TD rush by senior Davon Brown, to get on the scoreboard for the first time, 7-0.

After Nicholls turned the ball over on downs at the SDSU 29-yard line, the home team wasted little time in doubling its lead as quarterback Ryan Lindley found DeMarco Sampson down the sideline for a quick 71-yard touchdown.

The Aztecs took advantage of good field position for its final tally of the first half, as Lindley completed passes of 14, 20 and finally 18 yards to Sampson for the 21-0 lead.

Little changed for either side coming out of the locker room. After its only punt of the game, San Diego State scored on each its final five possessions, posting a pair of field goals and three touchdowns by three different running backs to ring up 47 points, its highest offensive output since a 52-point outburst in 2007.

Nicholls had just one legitimate scoring chance in the second half, getting to first and goal from the Aztec five-yard line on its first drive of the third quarter. The SDSU defense, however, again turned the Colonels away, dropping them for a two-yard loss on first down, holding them to no gain on second down and forcing an incomplete pass on third down. The visitors attempted a short 24-yard field goal, but that too was turned back when Aztec linebacker Logan Ketchum blocked the kick.

Defensively, SDSU held an opponent to under 200 yards of total offense for first time since 2004, and to less than 100 yards in both categories for the first time since 1998. Overall, the defense had 12 tackles for loss, including three sacks, and did not let Nicholls past its own 43-yard line on its final five possessions of the game.

Offensively, the Aztecs sported a very balanced attack with 218 rushing yards and 313 passing yards. Lindley was 17-for-26 for 303 yards, no interceptions and the two touchdowns, which both went to Sampson, who had seven receptions for 179 yards. SDSU's Walter Kazee (74 yards), Ronnie Hillman (65 yards) and Davon Brown (65 yards) all rushed for over 65 yards apiece and all scored at least one TD.

	1	2	3	4	Total
Nicholls	0	0	0	0	- 0
San Diego State	0	20	10	17	- 47

- SD – D. Brown 6-yd run (A. Perez kick) – 9 plays, 77 yards, 4:30 (11:31, 2nd)
- SD – Sampson 71-yd pass from Lindley (kick failed) – 1 plays, 71 yards, 0:09 (5:46, 2nd)
- SD – Sampson 18-yd pass from Lindley (A. Perez kick) – 6 plays, 54 yards, 2:19 (1:48, 2nd)
- SD – D. Brown 21-yd run (A. Perez kick) – 6 plays, 68 yards, 2:16 (7:00, 3rd)
- SD – A. Perez 44-yd FG – 7 plays, 48 yards, 2:44 (2:13, 3rd)
- SD – A. Perez 27-yd FG – 10 plays, 48 yards, 4:38 (10:00, 4th)
- SD – Kazee 46-yd run (A. Perez kick) – 2 plays, 47 yards, 0:51 (8:05, 4th)
- SD – Hillman 6-yd run (B. Shields kick) – 5 plays, 21 yards, 2:37 (2:29, 4th)

INDIVIDUAL STATS

Rushing (Atts.-Yards-TDs): NICH: Caston 17-49; Turner 10-45; Johnson 2-17; Moore 1-2; Warren 1-(-4); Madu 1-(-7); Klann 5-(-14). SDSU: Kazee 6-74-1; Hillman 15-65-1; D. Brown 11-65-2; Sullivan 2-14.

Passing (Att.-Comp.-Int., Yards, TDs): NICH: Caston 25-12-0, 83, 0; Klann 1-0-0, 0, 0; SDSU: Lindley 26-17-0, 303, 2; Bernardis 1-1-0, 10, 0.

Receiving (No.-Yards-TDs): NICH: Turner 3-28; Blair 3-20; Warren 2-13; Johnson 2-(-3); Allen 1-16; Nichols 1-9. SDSU: Sampson 7-179-2; V. Brown 5-39; Sandifer 2-40; Escobar 1-27; D. Brown 1-14; O'Brien 1-10; Umuolo 1-4.

TEAM STATS	NICH	SDSU
First Downs	12	23
Rushes-Yards	37-88	34-218
Passing Yards	83	313
C-A-I	12-26-0	18-27-0
Total Offense	171	531
Fumbles-Lost	3-1	1-1
Penalties-Yards	8-62	5-54
Possession Time	32:55	27:05
Turnovers	1	1
Average Field Pos.	NICH 29	SDSU 33

GAME 2

Sept. 11 • Aggie Memorial Stadium (16,891)

at New Mexico State

LAS CRUCES, N.M. – Behind freshman Ronnie Hillman's four, second-half touchdowns, the San Diego State football team started a season 2-0 for the first time in 16 years by defeating New Mexico State for the second consecutive campaign, 41-21, at Aggie Memorial Stadium.

The Aztecs once again used a balanced offensive attack, compiling 244 yards on the ground and 315 yards through the air to exceed the 500-yard mark in total offense in back-to-back outings for the first time since 2005. The SDSU defense, meanwhile, surrendered only 328 yards with 149 of those yards coming on five plays.

The Aggies, playing in their first contest of 2010, looked to gain momentum early, taking the opening kick off and putting together a 11-play, 61-yard drive, bolstered by a 27-yard reception and an Aztec pass interference penalty on third and 20. NMSU kicker Tyler Stampler, however, missed wide right on a 37-yard field-goal leaving the game still scoreless.

Taking over, San Diego State attempted five passes on its first six offensive plays, completing three of them to set up a 4th-and-1 at its own 40-yard line. The Aztecs gambled and went for it, but Davon Brown was stuffed at the line of scrimmage and NMSU took over on downs. Utilizing the short field, the Aggies scored just over two minutes later on an 18-yard rush by Kenny Turner to take a 7-0 lead.

After a three and out on its next drive, SDSU got on the board at the end of the first quarter, settling for a 25-yard Abel Perez field goal, despite having first and goal at the Aggie 10-yard line.

This proved to be a common theme for the Aztec offense in the second quarter, as it was unable to get into the end zone on each of its next two possessions, despite getting deep into NMSU territory. Place-kicker Perez made a 32-yard field goal, but missed on his next attempt from 37 yards out, meaning SDSU still trailed 7-6.

The Aztecs finally took the lead with 1:26 left until the half, as quarterback Ryan Lindley found Gavin Escobar for a 14-yard TD reception and the 13-7 advantage.

The second half turned into the Hillman show, as he started off the third quarter with a sensational 44-yard touchdown run and scored three more times, logging 15 carries for 120 yards in the final 30 minutes for the first 100-yard effort of his career.

NMSU, whose offense was limited to -3 yards in the second quarter, utilized quick strikes to keep the game close, scoring touchdowns on a one-play drive and later a three-play possession to only trail 27-21 with 11:45 left in the game.

SDSU would immediately answer, as a 57-yard screen pass from Lindley to Brandon Sullivan on a third and nine led to Hillman's third TD of the night. The freshman capped scoring following an NMSU turnover, rushing three consecutive times to put the final score at 41-21.

	1	2	3	4	Total
San Diego State	3	10	14	14	- 41
New Mexico State	7	0	7	7	- 21

- NMSU – Turner 18-yd run (Stampler kick) – 4 plays, 40 yards, 2:12 (5:49, 1st)
- SD – A. Perez 25-yd FG – 5 plays, 57 yards, 1:09 (1:13, 1st)
- SD – A. Perez 32-yd FG – 9 plays, 30 yards, 3:43 (10:28, 2nd)
- SD – Escobar 14-yd pass from Lindley (A. Perez kick) – 9 plays, 59 yards, 4:29 (1:26, 2nd)
- SD – Hillman 44-yd run (A. Perez kick) – 4 plays, 59 yards, 1:27 (13:25, 3rd)
- NMSU – Allen 58-yd pass from Christian (Stampler kick) – 1 plays, 58 yards, 0:11 (6:55, 3rd)
- SD – Hillman 4-yd run (A. Perez kick) – 5 plays, 74 yards, 2:05 (6:55, 3rd)
- NMSU – Lee 16-yd pass from Christian (Stampler kick) – 3 plays, 60 yards, 0:53 (11:45, 4th)
- SD – Hillman 2-yd run (A. Perez kick) – 6 plays, 81 yards, 2:47 (8:52, 4th)
- SD – Hillman 1-yd run (A. Perez kick) – 3 plays, 13 yards, 1:22 (4:28, 4th)

INDIVIDUAL STATS

Rushing (Atts.-Yards-TDs): SDSU: Hillman 22-150-4; Kazee 10-52; D. Brown 4-50; Sullivan 1-1; Sampson 1-(-3).

Passing (Att.-Comp.-Int., Yards, TDs): SDSU: Lindley 42-20-0, 319, 1; D. Brown 0-1-0, 0, 0; NMSU: Christian 34-17-0, 223, 2.

Receiving (No.-Yards-TDs): SDSU: V. Brown 5-99; Sampson 4-73; Sullivan 3-69; Escobar 2-33-1; Umuolo 2-15; Sandifer 2-9; Denso 1-11; Kazee 1-10. NMSU: Nelson 5-28; Allen 4-114-1; Lee 4-40-1; Preston 2-27; Smith 1-7; Frazier 1-7.

TEAM STATS	SDSU	NMSU
First Downs	24	17
Rushes-Yards	40-244	26-105
Passing Yards	319	223
C-A-I	20-43-0	17-34-0
Total Offense	563	328
Fumbles-Lost	0-0	2-1
Penalties-Yards	10-106	9-86
Possession Time	33:13	26:47
Turnovers	0	1
Average Field Pos.	SDSU 32	NMSU 27

GAME 3

Sept. 18 • Faurot Field (56,050)

at rv/No. 25 Missouri

COLUMBIA, Mo. – Heartbreak once again found the San Diego State football team, as host and 25th-ranked Missouri overcame a four-point deficit on a 68-yard touchdown pass with just 51 seconds left in the game to allow the Tigers to escape with a 27-24 victory in front of over 56,000 at Faurot Field in Columbia.

The Aztecs trailed for most of the game, but took their first lead with 10, fourth-quarter points on a miraculous 93-yard touchdown run by Ronnie Hillman and a 25-yard field goal from Abel Perez to go ahead 24-20 with just over two minutes left.

The SDSU defense, which forced three Missouri turnovers in the fourth quarter, wasn't able to stop Tiger wideout T.J. Moe, who caught a pass along the far sideline, evaded tacklers and rambled 68 yards for the game-winner.

The Tigers' scoring drive took just 31 seconds, leaving the Aztecs with 51 ticks to drive the length of the field. A 27-yard pass play was negated by a penalty and SDSU was able to move only 13 yards before time expired.

San Diego State had its chances in the fourth quarter to put more points on the board or at least run down more time on the game clock. Trailing 20-14, the Aztec defense recovered a fumble at the Tigers' seven-yard line, but after getting four yards on first down, SDSU quarterback Ryan Lindley overthrew tight end Gavin Escobar and Missouri's Kevin Rutland intercepted the pass in the end zone.

Leading 21-20 with under five minutes left, the Aztecs had first down at the Missouri 14-yard line, but two rushes for six yards and an incomplete pass on third down forced them to settle for a field goal.

SDSU got the ball right back two offensive plays later as cornerback Leon McFadden intercepted Blaine Gabbert's pass at the Missouri 37. With just 1:47 remaining, the Aztecs were unable to get a first down, advancing only two yards and running off only 25 seconds before being forced to punt and leaving the Tigers with 1:22 to notch the game-winning play.

Each team started the game off well offensively, as both scored a touchdown on its opening drives. Missouri broke the tie with a 34-yard field goal at the end of the first quarter and jumped ahead by 10 points with a 11-yard TD run with only a minute left until halftime. The Aztecs reclaimed the momentum heading into the locker room, however, when Hillman broke loose for a 75-yard touchdown with just nine seconds left in the half to put SDSU down only 17-14.

Missouri kicked another field goal in the third quarter, setting up the fateful final 15 minutes, which began with the Aztecs trailing 20-14.

Despite the loss, Hillman continued to dazzle, carrying 23 times for 228 yards and the touchdown runs of 75 and 93 yards, the latter of which was the second-longest rush in school history.

SDSU ran for over 200 yards for the third straight game and the two sides tied with exactly 440 yards of total offense apiece.

	1	2	3	4	Total
San Diego State	7	7	0	10	- 24
No. 25 Missouri	10	7	3	7	- 27

MU – Moore 17-yd run (Ressel kick) – 9 plays, 80 yards, 3:16 (11:44, 1st)

SD – Kazee 11-yd run (A. Perez kick) – 10 plays, 80 yards, 4:10 (7:34, 1st)

MU – Ressel 34-yd FG – 7 plays, 20 yards, 2:08 (0:26, 1st)

MU – Gabbert 11-yd run (Ressel kick) – 8 plays, 78 yards, 2:01 (1:00, 2nd)

SD – Hillman 75-yd run (A. Perez kick) – 3 plays, 79 yards, 0:35 (0:19, 2nd)

MU – Ressel 38-yd FG – 12 plays, 75 yards, 4:56 (6:52, 3rd)

SD – Hillman 93-yd run (A. Perez kick) – 2 plays, 94 yards, 0:56 (10:55, 4th)

SD – A. Perez 25-yd FG – 6 plays, 37 yards, 2:51 (2:03, 4th)

MU – Moe 68-yd pass from Gabbert (Ressel kick) – 2 plays, 88 yards, 0:31 (0:51, 4th)

INDIVIDUAL STATS

Rushing (Atts.-Yards-TDs): SDSU: Hillman 23-228-2; Kazee 7-26-1; Sullivan 1-2; D. Brown 1-0; Lindley 1-(-6). MU: Josey 10-36; Moore 6-34-1; Lawrence 3-29; Team 1-(-1); Gabbert 7-(-9)-1

Passing (Att.-Comp.-Int., Yards, TDs): SDSU: Lindley 44-20-1, 190, 0; MU: Gabbert 28-51-2, 351, 1.

Receiving (No.-Yards-TDs): SDSU: Sampson 6-81; V. Brown 5-17; Sullivan 2-41; Sandifer 2-9; Escobar 2-5; Kazee 1-28; D. Brown 1-7; Hillman 1-2. MU: Egnew 13-145; Moe 7-119-1; Jackson 4-47; Gerau 1-28; Josey 1-8; Woodland 1-5; McGaffie 1-(-1).

TEAM STATS	SDSU	MU
First Downs	17	25
Rushes-Yards	33-250	27-89
Passing Yards	190	351
C-A-I	20-44-1	28-51-2
Total Offense	440	440
Fumbles-Lost	0-0	4-1
Penalties-Yards	10-56	2-30
Possession Time	31:58	28:02
Turnovers	1	3
Average Field Pos.	SDSU 27	MU 26

GAME 4

Sept. 25 • Qualcomm Stadium (45,682)

vs. Utah State

SAN DIEGO – San Diego State scored touchdowns on each of its first four possessions of the game, running out to a 28-0 lead and never looking back, as the Aztecs finished their 2010 non-conference campaign with a 41-7 drubbing of Utah State at Qualcomm Stadium. Over 45,000 fans turned out to see the team improve to 3-1 on the season, matching the program's best start in 29 years.

SDSU continued to sport a well-balanced attack with 142 yards on the ground and 362 yards through the air for its third game this season with over 500 yards of total offense. The Aztec defense, meanwhile, put a near lid on anything the Utah State offense could muster, limiting the Aggies to only 245 yards and a single touchdown, which was set up by a turnover on special teams.

After Utah State punted on the initial drive of the game, the Aztecs took over and took six plays, highlighted by a 21-yard reception by Brandon Sullivan on third-and-4, to get to the Aggie 17-yard line. SDSU then gave the ball to freshman Ronnie Hillman on four consecutive running plays, plunging in from a yard out for the 7-0 lead.

The Aztecs doubled that advantage just over two and a half minutes later when quarterback Ryan Lindley connected with tight end Gavin Escobar on a 45-yard reception that set up another rushing score, this time by sophomore Walter Kazee.

San Diego State used a little trickery on its third touchdown of the first quarter as Lindley faked a handoff on fourth-and-1, kept the ball behind his back and then found freshman tight end Bryce Quigley wide open for a 28-yard touchdown, the first of his collegiate career.

With the Aztecs already leading 28-0, Utah State's lone scoring threat in the first half stalled at the SDSU 29, as quarterback Diondre Borel's pass fell incomplete on a fourth-and-6.

The Aggies finally got on the scoreboard at the 9:43 mark of the third quarter, taking advantage of a San Diego State fumble on a punt return at its own 17-yard line, to reach the end zone on a 7-yard rush by Derrvin Speight and make the score 28-7.

It didn't take long for the Aztecs to answer, as Lindley connected with Vincent Brown for the wideout's second long touchdown catch of the day - this one for 82 yards - less than a minute later. SDSU would tally six more points on two Abel Perez field goals to capture the 41-7 victory.

Lindley finished with a season-high 362 yards passing, completing over 70 percent of his throws, to go with his three TDs. Vincent Brown had five receptions for 177 yards and two scores, while Hillman had 23 carries for 89 yards and one touchdown. Defensively, cornerback Leon McFadden tallied a team-best seven stops and a career-high three tackles for a loss of 20 yards.

	1	2	3	4	Total
Utah State	0	0	7	0	- 7
San Diego State	21	7	10	3	- 41

SD – Hillman 1-yd run (A. Perez kick) – 10 plays, 58 yards, 4:58 (7:57, 1st)

SD – Kazee 5-yd run (A. Perez kick) – 4 plays, 59 yards, 1:21 (5:14, 1st)

SD – Quigley 28-yd pass from Lindley (A. Perez kick) – 7 plays, 70 yards, 2:38 (0:08, 1st)

SD – V. Brown 65-yd pass from Lindley (A. Perez kick) – 6 plays, 97 yards, 2:58 (8:43, 2nd)

USU – Speight 7-yd run (Loveless kick) – 5 plays, 17 yards, 1:08 (9:43, 3rd)

SD – V. Brown 82-yd pass from Lindley (A. Perez kick) – 2 plays, 80 yards, 1:01 (8:42, 3rd)

SD – A. Perez 20-yd FG – 10 plays, 45 yards, 4:42 (1:57, 3rd)

SD – A. Perez 37-yd FG – 8 plays, 26 yards, 4:54 (1:53, 4th)

INDIVIDUAL STATS

Rushing (Atts.-Yards-TDs): USU: Speight 11-51-1; DeMartino 6-35; Williams 4-14; Marshall 1-10; Borel 18-5. SDSU: Hillman 23-89-1; Kazee 9-27-1; Deakin 1-13; Sampson 2-12; Sullivan 1-3; Lindley 2-3.

Passing (Att.-Comp.-Int., Yards, TDs): USU: Borel 31-14-1, 130, 0; SDSU: Lindley 24-17-1, 362, 3.

Receiving (No.-Yards-TDs): USU: Watkins 5-51; Moats 4-31; Bartlett 2-21; Morgan 1-23; Van Leeuwen 1-6; Reynolds 1-(-2). SDSU: V. Brown 5-117-2; Sullivan 3-37; Escobar 2-57; Sampson 2-40; Quigley 2-33-1; Denso 1-8; Sandifer 1-6; Hillman 1-4.

TEAM STATS	USU	SDSU
First Downs	14	18
Rushes-Yards	40-115	38-142
Passing Yards	130	362
C-A-I	14-31-1	17-24-1
Total Offense	245	504
Fumbles-Lost	0-0	2-1
Penalties-Yards	8-80	7-70
Possession Time	28:43	31:17
Turnovers	1	2
Average Field Pos.	USU 31	SDSU 28

GAME 5 Oct. 9 • LaVell Edwards Stadium (62,176)

at Brigham Young

PROVO, Utah –The San Diego State football team spotted host Brigham Young a 14-point first-quarter lead and was never able to catch up, as the Cougars held on for the 24-21 victory in front of 62,176 fans at LaVell Edwards Stadium in Provo, Utah. The loss was the Aztecs' second of the 2010 campaign by only a three-point margin and denied them the chance to start a season with a 4-1 record for the first time since 1996.

BYU dominated the time of possession battle, holding the ball for 45 minutes, running 37 more plays and owning a 413-273 advantage in total offense, including 271 yards on the ground.

After SDSU was forced to punt on its first possession, the Cougars took 14 plays to get to the visitor's 32-yard line. The Aztec defense stopped them on a third-down play and were looking to get the ball back, but BYU faked a punt and Matt Marshall found Mike Muehlmann for a 16-yard gain and a first down. Five consecutive rushes later, the home team went up 7-0 on a three-yard run by J.J. Di Luigi to finish up a drive that covered 78 yards and spanned 8:34.

San Diego State's next offensive possession was very short lived, as quarterback Ryan Lindley's pass on first down was intercepted and returned to the Aztec 24-yard line. The Cougars promptly turned that into seven more points and a 14-0 lead on a two-yard touchdown rush by Bryan Kariya.

The SDSU offense which gained only eight yards in the first quarter, finally woke up with five minutes left in the second quarter as Lindley found wideout Vincent Brown for a 36-yard touchdown, making the score 14-7.

Both sides had chances to put more points on the board before half. Aztec defensive back Leon McFadden intercepted a pass in the end zone and linebacker Miles Burris forced a fumble to end two Cougar scoring threats, while BYU utilized a key last-second timeout to ice SDSU place-kicker Abel Perez on a 43-yard field goal try as time expired heading into the locker room.

Brigham Young increased its lead to 10 points on a 29-yard field goal in the third quarter, but the Aztecs immediately responded on their next drive by converting a fourth down and goal with a one-yard touchdown reception by tight end Gavin Escobar.

Each school logged a touchdown in the fourth quarter, with BYU notching one first on a 1-yard run by Kariya to move the score out to 24-14 with 13:43 remaining. SDSU answered with a six-play, 59-yard drive culminating in a four-yard TD catch by fullback Brandon Sullivan.

The Aztec offense got the ball back with 3:26 left in the game, but the possession stalled at the 20-yard line with three consecutive incompletions. SDSU then elected to punt, hoping for a defensive stop which it never ended up getting, as the Cougars converted a pair of third downs, including one via penalty, to run out the clock and secure the 24-21 victory.

	1	2	3	4	Total
San Diego State	0	7	7	7	- 21
BYU	14	0	3	7	- 24

BYU –Di Luigi 3-yd run (Payne kick) – 19 plays, 78 yards, 8:28 (4:57, 1st)
BYU – Kariya 2-yd run (Payne kick) – 5 plays, 24 yards, 2:40 (2:02, 1st)
SD – V. Brown 36-yd pass from Lindley (A.Perez kick) – 2 plays, 52 yards, 0:31 (5:00, 2nd)
BYU– Payne 29-yd FG – 8 plays, 38 yards, 4:13 (6:21, 3rd)
SD – Escobar 1-yd pass from Lindley (A. Perez kick) – 8 plays, 83 yards, 2:29 (3:43, 3rd)
BYU – Kariya 1-yd run (Payne kick) – 9 plays, 67 yards, 4:51 (13:43, 4th)
SD – Sullivan 4-yd pass from Lindley (A.Perez kick) – 6 plays, 59 yards, 2:31 (6:27, 4th)

INDIVIDUAL STATS

Rushing (Atts.-Yards-TDs): **SDSU:** Hillman 11-62; Lindley 1(-)-9. **BYU:** Di Luigi 22-134-1; Kariya 22-85-2; Quezada 11-50; Heaps 6-4-0; Team 1(-)-2-0.

Passing (Att.-Comp.-Int., Yards, TDs): **SDSU:** Lindley 34-20-1, 220, 3; **BYU:** Heaps 22-15-1, 126, 0; Marshall 1-1-0, 16, 0.

Receiving (No.-Yards-TDs): **SDSU:** V. Brown 6-101-1; Sampson 4-47; Sandifer 3-25; Sullivan 3-6-1; Quigley 1-19; Denso 1-12; D. Brown 1-9; Escobar 1-1-1. **BYU:** Jacobson 4-29; Mathews 3-43; Di Luigi 3-23; Kariya 2-13; Muehlmann 1-16; Hague 1-10; Mahina 1-5; Hoffman 1-3.

TEAM STATS	SDSU	BYU
First Downs	12	24
Rushes-Yards	12-53	62-271
Passing Yards	220	142
C-A-I	20-36-1	16-23-1
Total Offense	273	413
Fumbles-Lost	1-0	1-1
Penalties-Yards	4-37	5-25
Possession Time	14:59	45:01
Turnovers	1	2
Average Field Pos.	SDSU 26	BYU 34

GAME 6 Oct. 16 • Qualcomm Stadium (28,178)

vs. No. 23/23 Air Force

SAN DIEGO – The San Diego State football team held on despite a furious final few minutes, knocking off its first ranked opponent in 14 years with a 27-25 victory over 23rd-ranked Air Force at Qualcomm Stadium. The Aztecs never trailed in the game, improving to 4-2 overall, including 3-0 at home, for the program's best start since the 1996 squad posted an identical record.

Following a scoreless first quarter that saw both teams throw an interception, SDSU got on the board first when freshman running back Ronnie Hillman utilized good blocking up front to scamper 65 yards for a touchdown and the 7-0 lead.

The Falcons got to within a single point with a pair of Erik Soderberg field goals, the latter of which came with only 44 seconds left until the half.

The Aztecs could have run out the clock after the ensuing kickoff, but put together three-straight 20-plus yard gains with the final one coming on a shovel pass from Ryan Lindley to fullback Brandon Sullivan, which got them all the way down to the Air Force 1-yard line. A false start penalty and an incompletion followed, as SDSU settled for a 23-yard field goal to head into the locker room up 10-6.

After punting on its first possession of the third quarter, the Aztecs converted three consecutive third-down plays on their next drive with a 32-yard reception by Vincent Brown, a 36-yard catch by DeMarco Sampson and a nifty one-handed grab in the end zone by Gavin Escobar for the 17-6 advantage.

The 11-point lead was short-lived, however, as the Falcons answered back with their first offensive touchdown against SDSU since 2008, scoring on a 20-yard run by Asher Clark to put the visitors back to within five after a failed two-point conversion.

The fourth quarter proved to be an interesting one, as the Aztecs went up by eight points on a 27-yard field goal and were looking to move it to a two possession game, but place-kicker Abel Perez missed a 19-yard attempt, breathing life into the Air Force attack.

The Falcons took advantage with a 16-play, 80-yard drive that resulted in a touchdown. Now trailing 20-18 with only two minutes left, Air Force tried its second two-point conversion of the night and looked to be successful in tying the game, but the play on the field ended up being overturned by instant replay to preserve the 20-18 SDSU lead.

Hoping to just get a first down and run out the clock, the Aztecs instead scored just eight seconds later on a 44-yard touchdown run by Hillman. The Falcons would convert a successful two-minute drill with another seven points, but SDSU recovered the ensuing on-side kick to preserve the 27-25 victory for the over 28,000 fans in attendance for the annual Homecoming game.

	1	2	3	4	Total
Air Force	0	6	6	13	- 25
San Diego State	0	10	7	10	- 27

SD – Hillman 65-yd run (A. Perez kick) – 3 plays, 77 yards, 1:08 (8:39, 2nd)
AFA – Soderberg 25-yd FG – 11 plays, 62 yards, 4:47 (3:52, 2nd)
AFA – Soderberg 30-yd FG – 9 plays, 54 yards, 2:09 (0:44, 2nd)
SD – A. Perez 23-yd FG – 7 plays, 69 yards, 0:44 (0:00, 2nd)
SD – Escobar 8-yd pass from Lindley (A. Perez kick) – 9 plays, 66 yards, 4:03 (7:49, 3rd)
AFA – Clark 20-yd run (Clark rush failed) – 10 plays, 73 yards, 4:25 (3:24, 3rd)
SD – A. Perez 27-yd FG – 12 plays, 60 yards, 5:36 (12:48, 4th)
AFA – Walker 4-yd run (Jefferson pass failed) – 16 plays, 80 yards, 6:51 (2:08, 4th)
SD – Hillman 44-yd run (A. Perez kick) – 1 plays, 44 yards, 0:08 (2:00, 4th)
AFA – Demerath 7-yd pass from Jefferson (Soderberg kick) – 11 plays, 65 yards, 1:42 (0:18, 4th)

INDIVIDUAL STATS

Rushing (Atts.-Yards-TDs): **AFA:** Clark 19-116-1; Jefferson 15-88; Walker 9-29-1; Halderman 3-24; Getz 5-22; Warzeka 6-17; Tew 5-16. **SDSU:** Hillman 24-191-2; Lindley 5-18; Team 2(-)-4.

Passing (Att.-Comp.-Int., Yards, TDs): **AFA:** Jefferson 30-13-1, 175, 1; **SDSU:** San Diego State 26-14-1, 247, 1; Team 1-0-0, 0, 0.

Receiving (No.-Yards-TDs): **AFA:** Warzeka 5-55; Demerath 4-52-1; Halderman 2-41; Hirneise 1-18; Freeman 1-9. **SDSU:** Sampson 4-106; Sullivan 4-43; V. Brown 3-60; Sandifer 1-22; Hillman 1-8; Escobar 1-8-1.

TEAM STATS	AFA	SDSU
First Downs	29	16
Rushes-Yards	62-312	31-205
Passing Yards	175	247
C-A-I	13-30-1	14-27-1
Total Offense	487	452
Fumbles-Lost	0-0	0-0
Penalties-Yards	5-30	5-50
Possession Time	35:18	24:42
Turnovers	1	1
Average Field Pos.	AFA 25	SDSU 35

GAME 7

Oct. 23 • University Stadium (16,488)

at New Mexico

ALBUQUERQUE, N.M. – San Diego State got two touchdowns from DeMarco Sampson and three field goals from Abel Perez to help keep New Mexico winless on the year, as the Aztecs moved to 5-2 overall and 2-1 in league play with a 30-20 victory at University Stadium.

The win was SDSU's first in Albuquerque since the 2000 campaign, and marked the first time the Aztecs have claimed consecutive victories over the Lobos in Mountain West Conference history.

The visitors spotted New Mexico an early lead when junior Larry Parker fumbled a punt return and the Lobos recovered at the SDSU 30-yard line just a minute and 10 seconds into the game. UNM only advanced one yard, but place-kicker James Aho put a 46-yard field goal through the uprights for a 3-0 lead.

The Aztec offense finally got the ball for the first time in the game at the 12:52 mark and utilized six consecutive draw plays by running back Ronnie Hillman, including one on fourth down, to get into Lobo territory. SDSU quarterback Ryan Lindley then completed three straight passes to set up Hillman's 11-yard touchdown run for the 7-3 advantage.

The two sides swapped second-quarter field goals and it looked to be a 10-6 game heading into the locker room, but an 11-yard New Mexico punt gave the Aztecs the ball back on the Lobo 40-yard line with five seconds remaining in the first half. SDSU utilized its one final play, as Lindley threw a jump ball into the end zone, which senior wideout DeMarco Sampson managed to pull down for a touchdown as time expired.

The Aztecs used that momentum to add three more points to their total on another field goal to start the third quarter, but the Lobos made it a one possession game at 20-13 on a 25-yard TD pass from quarterback B.R. Holbrook to Lucas Reed.

SDSU quickly moved its lead back up to 14 points just two and a half minutes later when Lindley and Sampson connected for the second time on a 32-yard pass play to move the score out to 27-13.

The Aztecs got the ball right back on an interception by Josh Wade, but failed to turn it into any points as the two sides combined for seven consecutive punts from the end of third quarter through most of the fourth quarter.

SDSU's Abel Perez tallied his third field goal of the night following a Lobo fumble and UNM notched a last second touchdown to round out scoring in the 30-20 Aztec victory.

	1	2	3	4	Total
San Diego State	7	10	10	3	- 30
New Mexico	3	3	7	7	- 20

- UNM – Aho 46-yd FG – 4 plays, 1 yard, 0:46 (13:04, 1st)
- SDSU – Hillman 11-yd run (A.Perez kick) – 10 plays, 64 yards, 4:29 (8:23, 1st)
- SDSU – A. Perez 36-yd FG – 9 plays, 42 yards, 3:16 (14:52, 2nd)
- UNM – Aho 25-yd FG – 10 plays, 72 yards, 4:02 (10:50, 2nd)
- SDSU – Sampson 40-yd pass from Lindley (A.Perez kick) – 1 plays, 40 yards, 0:05 (0:00, 2nd)
- SDSU – A. Perez 30-yd FG – 9 plays, 48 yards, 3:22 (11:32, 3rd)
- UNM – Reed 25-yd pass from Holbrook (Aho kick) – 9 plays, 80 yards, 3:23 (8:09, 3rd)
- SDSU – Sampson 32-yd pass from Lindley (A.Perez kick) – 6 plays, 63 yards, 2:26 (5:35, 3rd)
- SDSU – A. Perez 31-yd FG – 9 plays, 24 yards, 4:00 (2:54, 4th)
- UNM – Reed 18-yd pass from Gruner (Aho kick) – 10 plays, 81 yards, 2:33 (0:14, 4th)

INDIVIDUAL STATS

Rushing (Atts.-Yards-TDs): SDSU: Sullivan 18-69; Hillman 18-64; Lindley 1-3; D. Brown 3-5; Team 1-(-1). UNM: Wright 11-60; Godfrey 4-17; Holbrook 4-11; Carrier 6-11; Dennis 4-9; Gruner 1-7; Fussell 1-(-6).

Passing (Att.-Comp.-Int., Yards, TDs): SDSU: Lindley 37-18-1, 249, 2; UNM: Holbrook 27-11-1, 124, 1; Gruner 9-4-0, 69, 1.

Receiving (No.-Yards-TDs): SDSU: Sampson 7-127-2; V. Brown 7-85; Escobar 2-11; Quigley 1-13; Sandifer 1-13. UNM: Reed 5-95-2; Hernandez 4-49; Williams 2-33; Dennis 2-(-11); Carrier 1-17; Kirk 1-10.

TEAM STATS	SDSU	UNM
First Downs	22	16
Rushes-Yards	41-135	31-109
Passing Yards	249	193
C-A-I	18-37-1	15-26-1
Total Offense	384	302
Fumbles-Lost	1-1	1-1
Penalties-Yards	5-66	10-87
Possession Time	34:07	25:53
Turnovers	2	2
Average Field Pos.	SDSU 41	UNM 23

GAME 8

Oct. 30 • War Memorial Stadium (16,252)

at Wyoming

LARAMIE, Wyo. – San Diego State became bowl eligible for the first time in 12 years, as the Aztecs held on in an offensive shootout at Wyoming with a 48-38 victory to move to 6-2 on the season, including a 3-1 mark in MWC play.

Ahead 6-0 following a pair of field goals, the SDSU special teams unit had three miscues in the second quarter alone, as a fumble on a punt return, a blocked punt and a 59-yard Cowboy kick return all led to points and a 17-13 Wyoming advantage with just over 3:30 left until halftime.

Luckily for the Aztecs, that was just enough time for quarterback Ryan Lindley, who completed three consecutive third-down pass plays, including a 14-yard TD toss to tight end D.J. Shields with 20 seconds left to send the visitors into the locker room up, 20-17.

After the two sides combined for 34, second-quarter points, they only managed a touchdown apiece in the third quarter with San Diego State maintaining its three-point lead heading into the final 15 minutes.

Fullback Brandon Sullivan kicked off the fourth quarter with his second and third 1-yard touchdown runs of the game in a span of only 1:49, with the latter set up by a 29-yard interception return by Andrew Preston, to give the Aztecs their largest lead at 41-24.

While a 17-point deficit would seem daunting to any squad, Wyoming stayed in the game by scoring two touchdowns on consecutive drives with the second one following a Lindley interception to get back to within a field goal.

Unlike the 2009 contest when it lost after being outscored 24-0 in the fourth quarter, SDSU stopped the Cowboy rally, answering back with a 59-yard touchdown reception by DeMarco Sampson to move the advantage back out to 10 points at 48-38.

The Aztec defense then held strong for the final 4:56, logging its fifth sack of Wyoming quarterback Austyn Carta-Samuels on a fourth-and-12 to get the turnover on downs and preserve the win.

Lindley finished the afternoon with his fourth 300-yard passing effort in 2010, throwing for a season-best 365 yards passing and three touchdowns. Senior wideouts Sampson (175 yards) and Vincent Brown (144 yards) each surpassed the 100-yard receiving mark, the first time two Aztecs have accomplished that feat in the same game since 2008.

	1	2	3	4	Total
San Diego State	3	17	7	21	- 48
Wyoming	0	17	7	14	- 38

- SDSU – A. Perez 21-yd FG – 7 plays, 40 yards, 2:44 (4:23, 1st)
- SDSU – A. Perez 28-yd FG – 7 plays, 69 yards, 1:47 (14:44, 2nd)
- WYO – Bolger 11-yd pass from Carta-Samuels (Watts kick) – 2 plays, 13 yards, 0:49 (11:28, 2nd)
- WYO – Watts 30-yd FG – 6 plays, 2 yards, 2:04 (8:05, 2nd)
- SDSU – Sampson 56-yd pass from Lindley (A.Perez kick) – 5 plays, 80 yards, 1:39 (6:26, 2nd)
- WYO – Leonard 13-yd pass from Carta-Samuels (Watts kick) – 8 plays, 41 yards, 2:55 (3:31, 2nd)
- SDSU – D.J. Shields 14-yd pass from Lindley (A.Perez kick) – 9 plays, 80 yards, 3:11 (0:20, 2nd)
- SDSU – Sullivan 1-yd run (A.Perez kick) – 6 plays, 20 yards, 2:07 (7:35, 3rd)
- WYO – Leonard 20-yd pass from Carta-Samuels (Watts kick) – 7 plays, 80 yards, 3:54 (3:41, 3rd)
- SDSU – Sullivan 1-yd run (A.Perez kick) – 10 plays, 71 yards, 4:26 (14:15, 4th)
- SDSU – Sullivan 1-yd run (A.Perez kick) – 3 plays, 4 yards, 0:51 (12:26, 4th)
- WYO – Carta-Samuels 20-yd run (Watts kick) – 5 plays, 78 yards, 2:27 (9:59, 4th)
- WYO – Alexander 20-yd run (Watts kick) – 3 plays, 35 yards, 1:24 (7:32, 4th)
- SDSU – Sampson 59-yd pass from Lindley (A.Perez kick) – 5 plays, 80 yards, 2:36 (4:56, 4th)

INDIVIDUAL STATS

Rushing (Atts.-Yards-TDs): SDSU: Hillman 21-44; Kazee 7-23; Sullivan 6-15-3; D. Brown 1-(-1); Lindley 2-(-5). WYO: Alexander 11-89-1; Carta-Samuels 14-51-1; Herron 8-14; Team 1-(-1).

Passing (Att.-Comp.-Int., Yards, TDs): SDSU: Lindley 32-16-2, 365, 3; WYO: Carta-Samuels 40-20-1, 186, 3.

Receiving (No.-Yards-TDs): SDSU: Sampson 7-175-2; V. Brown 5-144; D.J. Shields 2-29-1; Sandifer 1-9; Escobar 1-8. WYO: Leonard 7-75-2; Bolger 4-40-1; McNeill 4-21; Ogbonna 3-28; Alexander 1-15; Aiken 1-7.

TEAM STATS	SDSU	WYO
First Downs	20	21
Rushes-Yards	37-76	34-152
Passing Yards	365	186
C-A-I	16-31-2	20-40-1
Total Offense	441	338
Fumbles-Lost	1-1	0-0
Penalties-Yards	5-40	10-72
Possession Time	28:10	31:50
Turnovers	3	1
Average Field Pos.	SDSU 40	UNM 34

GAME 9

Nov. 6 • Qualcomm Stadium (34,689)

vs. Colorado State

SAN DIEGO – Behind a 151-yard rushing effort by Ronnie Hillman, San Diego State overcame a season-high five turnovers in a 24-19 victory over Colorado State at Qualcomm Stadium. The Aztecs won their fourth consecutive game to improve to 7-2 overall and 4-1 in the Mountain West Conference.

The Rams' Ben DeLine made two of his first three field goal attempts to give the visitors the early 6-0 lead. The first, a 27-yarder, came after an impressive 13-play, 68-yard drive opened the game.

San Diego State hardly threatened on the offensive end as it went punt, fumble, interception on its first four drives. The Aztec defense, however, led by Miles Burris, came up with some big plays to keep the damage to a minimum.

Burris sacked CSU quarterback Pete Thomas on a 3rd and 13 play on the SDSU 21-yard line, which moved Colorado State out of field goal range to begin the second quarter. After the Rams regained possession on a Walter Kazee fumble, Jerome Long blocked DeLine's 33-yard attempt, keeping the score at 3-0.

CSU got the ball right back again when Mychal Sisson picked off Ryan Lindley, which set up a 33-yard DeLine field goal.

After DeLine kicked the ball out of bounds, San Diego State marched 60 yards on 11 plays before Brandon Sullivan's 1-yard touchdown rush with 34 seconds left gave the home team its first lead at 7-6 heading into halftime intermission.

The Aztecs took a 10-6 advantage to begin the second half when Abel Perez converted on a 31-yard field goal.

It appeared SDSU would take a commanding lead midway through the third quarter when Andrew Preston picked off Thomas and returned it 22 yards to the Colorado State 33. San Diego State got all the way down to the 2-yard line, but Sisson sacked Lindley on third down and returned the fumble 88 yards untouched for a touchdown and 13-10 Ram lead.

Undeterred, the Aztecs responded with a score of their own when Hillman's 26-yard touchdown put the hosts back up, 17-13.

On its next possession to begin the fourth quarter, SDSU took 6:49 off the clock on a 12-play, 80-yard drive, that culminated in a 9-yard scoring strike from Lindley to Sullivan.

A Hillman fumble on the team's next drive gave CSU hope and Thomas' 28-yard pass to Zac Pauga brought the visitors to within five at 24-19. The 2-point conversion attempt failed and San Diego State recovered the subsequent onside kick. Colorado State got the ball back with 1:42 left, but went 4-and-out, losing three yards in the process, and allowing the Aztecs to end the game in victory formation.

Hillman finished the game with 151 yards on 31 carries, while Lindley overcame a sloppy start to throw for 171 yards. Burris, meanwhile, had 10 tackles (nine solo), including four tackles for a loss, two sacks and two forced fumbles.

	1	2	3	4	Total
Colorado State	3	3	7	6	- 19
San Diego State	0	7	10	7	- 24

CSU – DeLine 27-yd FG – 13 plays, 68 yards, 6:26 (8:34, 1st)
 CSU – DeLine 33-yd FG – 7 plays, 22 yards, 2:42 (5:00, 2nd)
 SDSU – Sullivan 1-yd run (A. Perez kick) – 11 plays, 60 yards, 4:26 (0:34, 2nd)
 SDSU – A. Perez 31-yd FG – 7 plays, 58 yards, 3:04 (11:56, 3rd)
 CSU – Sisson 88-yd fumble recovery (DeLine kick) (3:56, 3rd)
 SDSU – Hillman 26-yd run (A. Perez kick) – 5 plays, 56 yards, 2:24 (1:32, 3rd)
 SDSU – Sullivan 9-yd pass from Lindley (A. Perez kick) – 12 plays, 80 yards, 6:49 (8:05, 4th)
 CSU – Pauga 28-yd pass from Thomas (DeLine kick) – 9 plays, 68 yards, 3:05 (2:43, 4th)

INDIVIDUAL STATS

Rushing (Atts.-Yards-TDs): CSU: Carter 11-34; Mason 10-11; Pauga 1-7; Mosure 3-2; Thomas 8-(-11); Greenwood 1-(-12). SDSU: Hillman 31-151-1; Kazee 2-10; Sullivan 2-3-1; Sampson 1-2; Team 2-(-4); Lindley 1-(-10).
Passing (Att.-Comp.-Int., Yards, TDs): CSU: Thomas 40-22-1, 266, 1; Greenwood 1-0-0, 0, 0. SDSU: Lindley 23-14-2, 171, 1.
Receiving (No.-Yards-TDs): CSU: Greenwood 7-68; Liggett 4-60; Pauga 3-47-1; Borcky 3-3; Law 2-30; Steele 1-31; Yemm 1-26; Carter 1-(-3).

TEAM STATS	CSU	SDSU
First Downs	19	19
Rushes-Yards	34-31	39-152
Passing Yards	266	171
C-A-I	22-41-1	14-23-2
Total Offense	297	323
Fumbles-Lost	2-0	3-3
Penalties-Yards	4-35	2-15
Possession Time	32:43	27:17
Turnovers	1	5
Average Field Pos.	CSU 30	SDSU 40

GAME 10

Nov. 13 • Amon Carter Stadium (45,694)

at No. 3/3 TCU

FORT WORTH, Texas – San Diego State gave No. 3 TCU all it could handle but couldn't overcome a bad second quarter in a 40-35 loss at Amon Carter Stadium in Fort Worth, Texas. The loss snapped the Aztecs' (7-3, 4-2 Mountain West) four-game winning streak as the Horned Frogs (11-0, 7-0 MWC) won their 24th consecutive regular season game.

SDSU's 35 points are 12 more than TCU had allowed (23) in its previous six MWC games (3.83/g) and the most allowed by the top-ranked defensive team in the nation.

San Diego State came out of the gate with two quick first quarter scores. The first score, a 1-yard touchdown run by Brandon Sullivan, was set up by a long 49-yard flea-flicker pass from Ryan Lindley to Vincent Brown. Minutes later, after Brian Stahovich's punt pinned the Horned Frogs inside their own 10-yard line, Rob Andrews sacked TCU quarterback Andy Dalton and Jerome Long pounced on the loose ball to give the Aztecs the 14-0 advantage, their largest ever against a top-10 opponent and the most the Horned Frogs have been down in nearly two years.

TCU, however, scored on five of its next six possessions to open up a commanding 34-14 lead at the half. Dalton tossed three touchdown strikes to Jeremy Kerley (38, 9 and 4 yards) and another to Logan Brock (15 yards), and Waymon James added a 9-yard touchdown run to account for the Horned Frogs scoring in the first half.

A 36-yard field goal by Ross Evans early in the third quarter gave TCU its largest lead of the game at 37-14 before SDSU finally answered when Sullivan finished off a 6-play, 76-yard drive with another 1-yard touchdown run. It was his sixth, 1-yard touchdown run over the past three games and seventh touchdown overall.

Tejay Johnson picked off Ryan Lindley to begin the fourth, which led to another Evans field goal, giving the Horned Frogs a 40-21 lead with 13:06 remaining.

Following a three and out by San Diego State, TCU seemed poised to score again after Curtis Clay's 33-yard punt return gave it the ball at the 29-yard line. But four plays later, Gabe Lemon picked off Dalton at the Aztec 12 to give SDSU some hope.

San Diego State responded with two quick touchdown strikes from Lindley to Brown to bring the visitors to within five points at 40-35.

TCU, however, ran eight straight rushing plays to end the game and stay in the national championship hunt.

Lindley threw for 262 yards and two touchdowns for the Aztecs, who outscored the Horned Frogs, 21-6, in the second half, while Brown caught four balls for 167 yards and two scores. Andrew Preston made a season-high 12 tackles, while Miles Burris had nine stops, two for a loss, and a 11-yard sack.

	1	2	3	4	Total
San Diego State	14	0	7	14	- 35
TCU	13	21	3	3	- 40

SDSU - Sullivan 1-yd run (A. Perez kick) - 3 plays, 54 yards, 0:59 (12:05, 1st)
 SDSU - Long 0-yd fumble recovery (A. Perez kick) (9:16, 1st)
 TCU - Kerley 38-yd pass from Dalton (Evans kick) - 11 plays, 80 yards, 5:33 (3:43, 1st)
 TCU - Brock 15-yd pass from Dalton (Evans kick failed) - 5 plays, 40 yards, 2:01 (0:32, 1st)
 TCU - James 9-yd run (Evans kick) - 6 plays, 63 yards, 2:54 (6:39, 2nd)
 TCU - Kerley 9-yd pass from Dalton (Evans kick) - 7 plays, 73 yards, 2:59 (2:10, 2nd)
 TCU - Kerley 4-yd pass from Dalton (Evans kick) - 6 plays, 60 yards, 0:55 (0:24, 2nd)
 TCU - Evans 36-yd field goal - 8 plays, 33 yards, 3:45 (9:32, 3rd)
 SDSU - Sullivan 1-yd run (A. Perez kick) - 6 plays, 76 yards, 2:12 (1:01, 3rd)
 TCU - Evans 31-yd field goal - 5 plays, -2 yards, 1:01 (13:06, 4th)
 SDSU - V. Brown 33-yd pass from Linley (A. Perez kick) - 6 plays, 88 yards, 2:22 (6:43, 4th)
 SDSU - V. Brown 35-yd pass from Lindley (A. Perez kick) - 1 play, 35 yards, 0:08 (4:50, 4th)

INDIVIDUAL STATS

Rushing (Atts.-Yards-TDs): SDSU: Hillman 13-54; Kazee 1-6; Sullivan 3-2-2; Team 1-(-1); Lindley 3-(-23). TCU: Tucker 22-131; James 23-102-1; Wesley 1-0; Team 1-(-2); Kerley 1-(-2); Dalton 6-(-3).
Passing (Att.-Comp.-Int., Yards, TDs): SDSU: Lindley 26-11-2, 262, 2. TCU: Dalton 36-21-1, 240, 4.
Receiving (No.-Yards-TDs): SDSU: V. Brown 4-167-2; Sampson 4-42; Sullivan 2-53; Johnson 1-0. TCU: Kerley 8-85-3; Johnson 4-54; Young 4-44; Boyce 2-31; Brock 1-15-1; Dawson 1-7; James 1-4.

TEAM STATS	SDSU	TCU
First Downs	7	27
Rushes-Yards	21-38	54-226
Passing Yards	262	240
C-A-I	11-26-2	21-36-1
Total Offense	300	466
Fumbles-Lost	0-0	2-1
Penalties-Yards	6-46	6-45
Possession Time	19:09	40:51
Turnovers	2	2
Average Field Pos.	SDSU 25	TCU 38

GAME 11

Nov. 20 • Qualcomm Stadium (34,951)

vs. No. 25/24 Utah

SAN DIEGO – Despite a record day by quarterback Ryan Lindley and receivers Vincent Brown and DeMarco Sampson, San Diego State fell to No. 25/24 Utah, 38-34, at Qualcomm Stadium. The Aztecs fell to 7-4 overall and 4-3 in the Mountain West, while the Utes improved to 9-2 and 6-1.

SDSU struck first on its opening drive when Lindley found Brown for a 10-yard touchdown pass. The touchdown less than two minutes into the game was its fastest score (field goal or touchdown) this season and the fifth time it scored on its opening drive.

Utah got on the scoreboard in its first drive when Joe Phillips nailed a 32-yard field goal.

It appeared it would stay that way a few drives later when Phillips' 38-yard punt was downed at the San Diego State 2-yard line. The Aztecs, however, put together a 11-play, 98-yard drive, its longest of the season, that culminated in Lindley's 11-yard touchdown pass to Brown.

After a quick three-and-out by the Utes, SDSU went 79 yards in just four plays. Sampson's 17 and 46-yard receptions got San Diego State to the Utah 16 and, two plays later, Ronnie Hillman scampered into the end zone with a five-yard rush. Even with Abel Perez' missed extra-point, the Aztecs still owned a 20-3 lead.

The Utes came right back with a quick drive of their own, as quarterback Jordan Wynn found Luke Matthews on a 57-yard touchdown pass on a 3rd and 4 play.

Lindley answered for SDSU with his third touchdown pass of the first half, this time a 14-yard strike to Gavin Escobar, to put San Diego State back up by 17 at 27-10.

Undeterred, Utah used a 39-yard rush by Eddie Wide, a 13-yard pass from Wynn to Dallin Rogers and a 16-yard touchdown rush by Wide to bring the visitors back to within 10 at 27-17.

Looking to add one last score before intermission, the Aztecs got deep into Ute territory, but Lindley had his pass intercepted by Brandon Burton at the Utah 3 and returned 12 yards. With only 37 seconds remaining, Utah got to the SDSU 47 and launched a hail mary pass that deflected off a San Diego State defender and into the hands of a waiting Kendrick Moeai, giving the Utes just a three-point deficit at the half.

The Aztecs' first possession of the second half, which started on their own 10-yard line, ended two plays later when Lindley's pass bounced off a Utah defender and into the hands of Brown, who ran it all the way back for the 90-yard score.

The score would remain 34-24 SDSU until a 1-yard rush by Utah's Matt Asiata early in the fourth quarter.

After a holding call wiped out Sampson's 52-yard catch and two incomplete passes later, San Diego State was forced to punt. Brian Stahovich bobbled the snap and Greg Bird blocked it, giving the Utes the ball on the Aztec 3-yard line. SDSU held Utah the first three plays, but Eddie Wide's 1-yard TD rush on 4th and goal gave the Utes their first lead of the game at 38-34.

San Diego State got into Utah territory on each of its final possessions, but two more interceptions by Lindley ended the game in favor of the visitors.

Starting his school record 29th consecutive game at quarterback, Lindley threw for 528 yards, the fourth most in school history and the most since David Lowery's school-record game of 568 in 1991, and four touchdowns in the loss. In addition, Lindley became the third Aztec with back-to-back 3,000-yard seasons and the first since Billy Blanton in 1995-96. Sampson (12 catches, 154 yards) and Brown (8 catches, 184 yards, 3 touchdowns), meanwhile, became the 18th and 19th SDSU player to break 1,000 yards receiving in a season.

	1	2	3	4	Total
Utah	3	21	0	14	- 38
San Diego State	14	13	7	0	- 34

SDSU - V. Brown 10-yd pass from Lindley (A. Perez kick) - 8 plays, 74 yards, 1:59 (13:01, 1st)

UTAH - Phillips 32-yd FG - 8 plays, 66 yards, 3:44 (9:17, 1st)

SDSU - V. Brown 11-yd pass from Lindley (A. Perez kick) - 11 plays, 98 yards, 5:51 (0:49, 1st)

SDSU - Hillman 5-yd run (A. Perez kick failed) - 4 plays, 79 yards, 1:17 (13:26, 2nd)

UTAH - Matthews 57-yd pass from Wynn (Phillips kick) - 3 plays, 63 yards, 1:39 (11:47, 2nd)

SDSU - Escobar 14-yd pass from Lindley (A. Perez kick) - 14 plays, 86 yards, 6:19 (5:28, 2nd)

UTAH - Wide 16-yd run (Phillips kick) - 3 plays, 68 yards, 1:06 (4:22, 2nd)

UTAH - Moeai 47-yd pass from Wynn (Phillips kick) - 5 plays, 85 yards, 0:37 (0:00, 2nd)

SDSU - V. Brown 90-yd pass from Lindley (A. Perez kick) - 3 plays, 90 yards, 0:49 (11:12, 3rd)

UTAH - Asiata 1-yd run (Phillips kick) - 14 plays, 79 yards, 6:23 (13:18, 4th)

UTAH - Wide 1-yd run (Phillips kick) - 4 plays, 3 yards, 1:32 (10:21, 4th)

INDIVIDUAL STATS

Rushing (Atts.-Yards-TDs): UTAH:

Asiata 19-87-1; Wide 10-66-1; Wynn 2-3; Brooks 1-(-8); Team 3 (-10).
SDSU: Hillman 14-54-1; Sullivan 3-8; Kazee 2-7; Lindley 2-(-10).

Passing (Att.-Comp.-Int., Yards, TDs): UTAH:

Wynn 33-21-0, 362, 2; Smithson 1-0-0, 0, 0. SDSU: Lindley 54-36-3, 528, 4.

Receiving (No.-Yards-TDs): UTAH:

Rogers 4-49; Brooks 3-63; Asiata 3-32; Wide 2-29; Christopher 2-19; Moala 2-15; Matthews 1-57; Moeai 1-47; Dunn 1-42; Smithson 1-5; Asiata 1-4. SDSU: Sampson 12-154; V. Brown 8-184-3; Sandifer 6-81; Escobar 6-65-1; Hillman 2-26; Sullivan 2-18.

TEAM STATS

	UTAH	SDSU
First Downs	22	29
Rushes-Yards	35-138	21-59
Passing Yards	362	528
C-A-I	21-34-0	36-54-3
Total Offense	500	587
Fumbles-Lost	0-0	1-0
Penalties-Yards	8-75	8-64
Possession Time	31:15	28:45
Turnovers	0	3
Average Field Pos.	UTAH 30	SDSU 18

2010 SAN DIEGO STATE STATISTICS

All games

Date	Opponent	Score	Att.
Sep 04, 2010	NICHOLLS STATE	W 47-0	25290
Sep 11, 2010	at New Mexico State	W 41-21	16891
Sep 18, 2010	at #25 Missouri	L 24-27	56050
Sep 25, 2010	UTAH STATE	W 41-7	45682
* Oct 09, 2010	at Brigham Young	L 21-24	62176
* Oct 16, 2010	#23 AIR FORCE	W 27-25	28178
* Oct 23, 2010	at New Mexico	W 30-20	16488
* Oct 30, 2010	at Wyoming	W 48-38	16252
* Nov 06, 2010	COLORADO STATE	W 24-19	34689
* Nov 13, 2010	at #3 TCU	L 35-40	45694
* Nov 20, 2010	#25 UTAH	L 34-38	34951

Record:	Overall	Home	Away	Neutral
All games	7-4	4-1	3-3	0-0
Conference	4-3	2-1	2-2	0-0
Non-Conference	3-1	2-0	1-1	0-0

Rushing	gp	att	gain	loss	net	avg	td	lg	avg/g
HILLMAN, Ronnie	11	215	1218	66	1152	5.4	13	93	104.7
KAZEE, Walter	8	44	226	6	220	5.0	3	46	27.5
SULLIVAN, Brand	11	37	119	2	117	3.2	6	12	10.6
BROWN, Davon	11	20	121	7	114	5.7	2	44	10.4
DEAKIN, Doug	11	1	13	0	13	13.0	0	13	1.2
SAMPSON, DeMarc	11	4	14	3	11	2.8	0	10	1.0
TEAM	10	8	0	16	-16	-2.0	0	0	-1.6
LINDLEY, Ryan	11	18	42	81	-39	-2.2	0	9	-3.5
Total	11	347	1753	181	1572	4.5	24	93	142.9
Opponents	11	442	2029	393	1636	3.7	15	49	148.7

Team Statistics	SDSU	OPP
FIRST DOWNS	207	226
Rushing	64	93
Passing	129	110
Penalty	14	23
RUSHING YARDAGE	1572	1636
Rushing Attempts	347	442
Average Per Rush	4.5	3.7
Average Per Game	142.9	148.7
TDs Rushing	24	15
PASSING YARDAGE	3226	2351
Comp-Att-Int	204-373-14	199-382-9
Average Per Pass	8.6	6.2
Average Per Catch	15.8	11.8
Average Per Game	293.3	213.7
TDs Passing	22	16
TOTAL OFFENSE	4798	3987
Average Per Play	6.7	4.8
Average Per Game	436.2	362.5
KICK RETURNS: #-Yards	40-786	44-1087
PUNT RETURNS: #-Yards	25-168	26-255
INT RETURNS: #-Yards	9-88	14-120
FUMBLES-LOST	10-7	15-6
PENALTIES-Yards	67-604	75-627
PUNTS-AVG	52-43.9	67-39.7
TIME OF POSSESSION/Game	27:20	32:40
3RD-DOWN Conversions	67/150	63/179
4TH-DOWN Conversions	5/8	10/19

Passing	gp	effic	comp-att-int	pct	yds	td	lg	avg/g
LINDLEY, Ryan	11	140.69	203-368-14	55.2	3216	22	90	292.4
TEAM	10	0.00	0-3-0	0.0	0	0	0	0.0
BROWN, Davon	11	0.00	0-1-0	0.0	0	0	0	0.0
BERNARDS, Jake	1	184.00	1-1-0	100.0	10	0	10	10.0
Total	11	139.30	204-373-14	54.7	3226	22	90	293.3
Opponents	11	112.90	199-382-9	52.1	2351	16	68	213.7

Interceptions	no.	yds	avg	td	lg
PRESTON, Andrew	2	51	25.5	0	29
MCFADDEN, Leon	2	0	0.0	0	0
LEWIS, Darryn	2	27	13.5	0	23
LEMON, Gabe	1	0	0.0	0	0
WADE, Josh	1	0	0.0	0	0
BERHE, Nat	1	10	10.0	0	10

Receiving	gp	no.	yds	avg	td	lg	avg/g
SAMPSON, DeMarc	11	59	1047	17.7	6	71	95.2
BROWN, Vincent	11	56	1113	19.9	8	90	101.2
SULLIVAN, Brand	11	22	314	14.3	2	57	28.5
ESCOBAR, Gavin	11	22	257	11.7	4	45	23.4
SANDIFER, Domin	11	21	233	11.1	0	29	21.2
HILLMAN, Ronnie	11	5	40	8.0	0	20	3.6
QUIGLEY, Bryce	9	4	65	16.2	1	28	7.2
DENSO, Dylan	11	3	31	10.3	0	12	2.8
BROWN, Davon	11	3	30	10.0	0	14	2.7
UMUOLO, Alston	2	3	19	6.3	0	11	9.5
KAZEE, Walter	8	2	38	19.0	0	28	4.8
SHIELDS, D.J.	11	2	29	14.5	1	15	2.6
O'BRIEN, Josh	11	1	10	10.0	0	10	0.9
JOHNSON, Alec	11	1	0	0.0	0	0	0.0
Total	11	204	3226	15.8	22	90	293.3
Opponents	11	199	2351	11.8	16	68	213.7

Punting	no.	yds	avg	lg	tb	fc	i20	50+	blk
STAHOVICH, Bria	50	2285	45.7	89	6	14	15	16	1
TEAM	2	0	0.0	0	0	0	0	0	1

Field Goals	fg	pct.	01-19	20-29	30-39	40-49	50-99	lg	blk
PEREZ, Abel	15-20	75.0	0-1	8-8	6-7	1-4	0-0	44	0

Punt Returns	no.	yds	avg	td	lg
PARKER, Larry	16	116	7.2	0	29
MCFADDEN, Leon	5	46	9.2	0	23
SANDIFER, Domin	3	6	2.0	0	6
TEAM	1	0	0.0	0	0
Total	25	168	6.7	0	29
Opponents	26	255	9.8	0	43

Scoring	td	fg	PAT			dxp	saf	pts
			kick	rush	rcv			
PEREZ, Abel	-	15-20	44-46	-	-	-	-	89
HILLMAN, Ronnie	13	-	-	-	-	-	-	78
SULLIVAN, Brand	8	-	-	-	-	-	-	48
BROWN, Vincent	8	-	-	-	-	-	-	48
SAMPSON, DeMarc	6	-	-	-	-	-	-	36
ESCOBAR, Gavin	4	-	-	-	-	-	-	24
KAZEE, Walter	3	-	-	-	-	-	-	18
BROWN, Davon	2	-	-	-	-	-	-	12
LONG, Jerome	1	-	-	-	-	-	-	6
SHIELDS, D.J.	1	-	-	-	-	-	-	6
QUIGLEY, Bryce	1	-	-	-	-	-	-	6
SHIELDS, Bryan	-	-	1-1	-	-	-	-	1
Total	47	15-20	45-47	-	-	-	-	372
Opponents	32	13-20	28-29	0-1	-	0-2	-	259

Kick Returns	no.	yds	avg	td	lg
DAVIS, Brandon	22	490	22.3	0	37
BROWN, Davon	16	271	16.9	0	25
SANDIFER, Domin	2	25	12.5	0	21
Total	40	786	19.6	0	37
Opponents	44	1087	24.7	0	59

All Purpose	g	rush	rcv	pr	kr	ir	total	avg/g
HILLMAN, Ronni	11	1152	40	0	0	0	1192	108.4
BROWN, Vincent	11	0	1113	0	0	0	1113	101.2
SAMPSON, DeM	11	11	1047	0	0	0	1058	96.2
DAVIS, Brandon	11	0	0	0	490	0	490	44.5
SULLIVAN, Bran	11	117	314	0	0	0	431	39.2
Total	11	1572	3226	168	786	88	5840	530.9
Opponents	11	1636	2351	255	1087	120	5449	495.4

Score by Quarters	1st	2nd	3rd	4th	OT	Total
San Diego State	69	108	89	106	0	372
Opponents	53	78	50	78	0	259

Total Offense	g	plays	rush	pass	total	avg/g
LINDLEY, Ryan	11	386	-39	3216	3177	288.8
HILLMAN, Ronnie	11	215	1152	0	1152	104.7
KAZEE, Walter	8	44	220	0	220	27.5
SULLIVAN, Brand	11	37	117	0	117	10.6
BROWN, Davon	11	21	114	0	114	10.4
Total	11	720	1572	3226	4798	436.2

2010 TEAM STATISTICS

Team Statistics	SDSU	OPP
SCORING	372	259
Points Per Game	33.8	23.5
FIRST DOWNS	207	226
Rushing	64	93
Passing	129	110
Penalty	14	23
RUSHING YARDAGE	1572	1636
Yards gained rushing	1753	2029
Yards lost rushing	181	393
Rushing Attempts	347	442
Average Per Rush	4.5	3.7
Average Per Game	142.9	148.7
TDs Rushing	24	15
PASSING YARDAGE	3226	2351
Comp-Att-Int	204-373-14	199-382-9
Average Per Pass	8.6	6.2
Average Per Catch	15.8	11.8
Average Per Game	293.3	213.7
TDs Passing	22	16
TOTAL OFFENSE	4798	3987
Total Plays	720	824
Average Per Play	6.7	4.8
Average Per Game	436.2	362.5
KICK RETURNS: #-Yards	40-786	44-1087
PUNT RETURNS: #-Yards	25-168	26-255
INT RETURNS: #-Yards	9-88	14-120
KICK RETURN AVERAGE	19.6	24.7
PUNT RETURN AVERAGE	6.7	9.8
INT RETURN AVERAGE	9.8	8.6
FUMBLES-LOST	10-7	15-6
PENALTIES-Yards	67-604	75-627
Average Per Game	54.9	57.0
PUNTS-Yards	52-2285	67-2663
Average Per Punt	43.9	39.7
Net punt average	36.7	36.0
TIME OF POSSESSION/Game	27:20	32:40
3RD-DOWN Conversions	67/150	63/179
3rd-Down Pct	45%	35%
4TH-DOWN Conversions	5/8	10/19
4th-Down Pct	62%	53%
SACKS BY-Yards	25-186	9-75
MISC YARDS	35	0
TOUCHDOWNS SCORED	47	32
FIELD GOALS-ATTEMPTS	15-20	13-20
ON-SIDE KICKS	0-0	1-5
RED-ZONE SCORES	(40-47) 85%	(37-46) 80%
RED-ZONE TOUCHDOWNS	(26-47) 55%	(25-46) 54%
PAT-ATTEMPTS	(45-47) 96%	(28-29) 97%
ATTENDANCE	168790	213551
Games/Avg Per Game	5/33758	6/35592
Neutral Site Games		0/0

Score by Quarters	1st	2nd	3rd	4th	OT	Total
San Diego State	69	108	89	106	0	372
Opponents	53	78	50	78	0	259

2010 INDIVIDUAL STATISTICS

Rushing	gp	att	gain	loss	net	avg	td	lg	avg/g
HILLMAN, Ronnie	11	215	1218	66	1152	5.4	13	93	104.7
KAZEE, Walter	8	44	226	6	220	5.0	3	46	27.5
SULLIVAN, Brand	11	37	119	2	117	3.2	6	12	10.6
BROWN, Davon	11	20	121	7	114	5.7	2	44	10.4
DEAKIN, Doug	11	1	13	0	13	13.0	0	13	1.2
SAMPSON, DeMarc	11	4	14	3	11	2.8	0	10	1.0
TEAM	10	8	0	16	-16	-2.0	0	0	-1.6
LINDLEY, Ryan	11	18	42	81	-39	-2.2	0	9	-3.5
Total	11	347	1753	181	1572	4.5	24	93	142.9
Opponents	11	442	2029	393	1636	3.7	15	49	148.7

Passing	gp	effic	comp-att-int	pct	yds	td	lg	avg/g
LINDLEY, Ryan	11	140.69	203-368-14	55.2	3216	22	90	292.4
TEAM	10	0.00	0-3-0	0.0	0	0	0	0.0
BROWN, Davon	11	0.00	0-1-0	0.0	0	0	0	0.0
BERNARDS, Jake	1	184.00	1-1-0	100.0	10	0	10	10.0
Total	11	139.30	204-373-14	54.7	3226	22	90	293.3
Opponents	11	112.90	199-382-9	52.1	2351	16	68	213.7

Receiving	gp	no.	yds	avg	td	lg	avg/g
SAMPSON, DeMarc	11	59	1047	17.7	6	71	95.2
BROWN, Vincent	11	56	1113	19.9	8	90	101.2
SULLIVAN, Brand	11	22	314	14.3	2	57	28.5
ESCOBAR, Gavin	11	22	257	11.7	4	45	23.4
SANDIFER, Domin	11	21	233	11.1	0	29	21.2
HILLMAN, Ronnie	11	5	40	8.0	0	20	3.6
QUIGLEY, Bryce	9	4	65	16.2	1	28	7.2
DENSO, Dylan	11	3	31	10.3	0	12	2.8
BROWN, Davon	11	3	30	10.0	0	14	2.7
UMUOLO, Alston	2	3	19	6.3	0	11	9.5
KAZEE, Walter	8	2	38	19.0	0	28	4.8
SHIELDS, D.J.	11	2	29	14.5	1	15	2.6
O'BRIEN, Josh	11	1	10	10.0	0	10	0.9
JOHNSON, Alec	11	1	0	0.0	0	0	0.0
Total	11	204	3226	15.8	22	90	293.3
Opponents	11	199	2351	11.8	16	68	213.7

Punt Returns	no.	yds	avg	td	lg
PARKER, Larry	16	116	7.2	0	29
MCFADDEN, Leon	5	46	9.2	0	23
SANDIFER, Domin	3	6	2.0	0	6
TEAM	1	0	0.0	0	0
Total	25	168	6.7	0	29
Opponents	26	255	9.8	0	43

Interceptions	no.	yds	avg	td	lg
LEWIS, Darryn	2	27	13.5	0	23
MCFADDEN, Leon	2	0	0.0	0	0
PRESTON, Andrew	2	51	25.5	0	29
BERHE, Nat	1	10	10.0	0	10
LEMON, Gabe	1	0	0.0	0	0
WADE, Josh	1	0	0.0	0	0
Total	9	88	9.8	0	29
Opponents	14	120	8.6	0	29

Kick Returns	no.	yds	avg	td	lg
DAVIS, Brandon	22	490	22.3	0	37
BROWN, Davon	16	271	16.9	0	25
SANDIFER, Domin	2	25	12.5	0	21
Total	40	786	19.6	0	37
Opponents	44	1087	24.7	0	59

Fumble Returns	no.	yds	avg	td	lg
LONG, Jerome	0	0	0.0	1	0
Total	0	0	0.0	1	0
Opponents	2	91	45.5	1	88

2010 INDIVIDUAL STATISTICS

Scoring	td	fg	PAT				dxp	saf	pts
			kick	rush	rcv	pass			
PEREZ, Abel	-	15-20	44-46	-	-	-	-	89	
HILLMAN, Ronnie	13	-	-	-	-	-	-	78	
BROWN, Vincent	8	-	-	-	-	-	-	48	
SULLIVAN, Brand	8	-	-	-	-	-	-	48	
SAMPSON, DeMarc	6	-	-	-	-	-	-	36	
ESCOBAR, Gavin	4	-	-	-	-	-	-	24	
KAZEE, Walter	3	-	-	-	-	-	-	18	
BROWN, Davon	2	-	-	-	-	-	-	12	
SHIELDS, D.J.	1	-	-	-	-	-	-	6	
QUIGLEY, Bryce	1	-	-	-	-	-	-	6	
LONG, Jerome	1	-	-	-	-	-	-	6	
SHIELDS, Bryan	-	-	1-1	-	-	-	-	1	
Total	47	15-20	45-47	-	-	-	-	372	
Opponents	32	13-20	28-29	0-1	-	0-2	-	259	

Total Offense	g	plays	rush	pass	total	avg/g
LINDLEY, Ryan	11	386	-39	3216	3177	288.8
HILLMAN, Ronnie	11	215	1152	0	1152	104.7
KAZEE, Walter	8	44	220	0	220	27.5
SULLIVAN, Brand	11	37	117	0	117	10.6
BROWN, Davon	11	21	114	0	114	10.4
DEAKIN, Doug	11	1	13	0	13	1.2
SAMPSON, DeMarc	11	4	11	0	11	1.0
BERNARDS, Jake	1	1	0	10	10	10.0
TEAM	10	11	-16	0	-16	-1.6
Total	11	720	1572	3226	4798	436.2
Opponents	11	824	1636	2351	3987	362.5

Field Goals	fg	pct.	01-19	20-29	30-39	40-49	50-99	lg	blk
PEREZ, Abel	15-20	75.0	0-1	8-8	6-7	1-4	0-0	44	0

Punting	no.	yds	avg	lg	tb	fc	i20	50+	blk
STAHOVICH, Bria	50	2285	45.7	89	6	14	15	16	1
TEAM	2	0	0.0	0	0	0	0	0	1
Total	52	2285	43.9	89	6	14	15	16	2
Opponents	67	2663	39.7	58	4	19	19	7	0

FG Sequence	San Diego State	Opponents
Nicholls State	42,(44),(27)	40,24
New Mexico State	(25),(32),37,45	37
Missouri	(25)	(34),(38)
Utah State	(20),(37)	-
Brigham Young	43	(29)
Air Force	(23),(27),19	46,(25),(30)
New Mexico	(36),(30),(31)	(46),(25)
Wyoming	(21),(28)	(30)
Colorado State	(31)	(27),33,(33)
TCU	-	47,(36),25,(31)
Utah	-	(32)

Kickoffs	no.	yds	avg	tb	ob	retn	net	ydln
PEREZ, Abel	71	4810	67.7	26	1			
Total	71	4810	67.7	26	1	24.7	45.1	24
Opponents	50	3224	64.5	8	2	19.6	45.6	24

Numbers in (parentheses) indicate field goal was made

STAHOVICH PUNT-BY-PUNT

Opponent	From	To	Yds	Return	Net	FP
Nicholls State	SD 18	NS 26	56	32	24	SD 42
New Mexico State	SD 26	NM 15	59	1	58	NM 16
New Mexico State	SD 15	NM 31	54	5	49	NM 36
New Mexico State	SD 27	NM 40	33	downed	33	NM 40
New Mexico State	SD 35	NM 8	57	0	57	NM 8
Missouri	SD 19	MU 33	48	31	17	SD 36
Missouri	SD 38	MU 26	36	0	36	MU 26
Missouri	SD 15	MU 44	41	8	33	SD 48
Missouri	SD 26	MU 22	52	0	52	MU 22
Missouri	SD 50	MU 5	45	0	45	MU 5
Missouri	SD 33	MU 0	67	0	47	MU 20
Missouri	SD 30	MU 17	53	8	45	MU 25
Missouri	SD 44	MU 7	49	0	49	MU 7
Missouri	SD 19	MU 39	42	0	42	MU 39
Missouri	MU 35	MU 12	23	0	23	MU 12
Utah State	SD 38	US 36	36	fair catch	36	US 26
Utah State	SD 14	US 29	57	9	48	US 38
Utah State	SD 36	US 19	45	0	45	US 19
Brigham Young	SD 25	BY 22	53	0	53	BY 22
Brigham Young	BY 47	BY 21	26	fair catch	26	BY 21
Brigham Young	SD 21	BY 41	38	0	38	BY 41
Brigham Young	SD 13	BY 38	49	13	36	SD 49
Brigham Young	SD 27	BY 27	46	fair catch	46	BY 27
Brigham Young	SD 20	BY 26	54	9	45	BY 35

Opponent	From	To	Yds	Return	Net	FP
Air Force	SD 35	AF 17	48	fair catch	48	AF 17
Air Force	AF 45	AF 22	23	downed	23	AF 22
Air Force	SD 35	AF 18	47	fair catch	47	AF 18
Air Force	SD 34	AF 11	55	7	48	AF 18
New Mexico	SD 36	NM 14	50	fair catch	50	NM 14
New Mexico	SD 39	NM 0	61	TB	41	NM 20
New Mexico	NM 40	NM 0	40	TB	20	NM 20
New Mexico	NM 45	NM 0	45	TB	25	NM 20
New Mexico	SD 41	NM 0	59	TB	39	NM 20
New Mexico	NM 46	NM 10	36	fair catch	36	NM 10
New Mexico	NM 44	NM 11	33	6	27	NM 27
Wyoming	SD 3	UW 8	89	0	89	UW 8
Colorado State	SD 44	CS 13	43	fair catch	43	CS 13
Colorado State	SD 18	CS 44	38	fair catch	38	CS 44
Colorado State	CS 44	CS 0	44	0	24	CS 20
TCU	TC 49	TC 8	41	fair catch	41	TC 8
TCU	SD 20	TC 32	48	43	5	SD 25
TCU	SD 33	TC 29	38	4	34	TC 33
TCU	SD 35	TC 37	28	fair catch	28	TC 37
TCU	SD 27	TC 27	46	fair catch	46	TC 27
TCU	SD 28	TC 35	37	5	32	TC 40
TCU	SD 20	TC 42	38	6	32	TC 48
TCU	SD 28	TC 34	38	1	37	TC 35
TCU	SD 15	TC 38	47	33	14	SD 29

2010 INDIVIDUAL STATISTICS

All Purpose	g	rush	rcv	pr	kr	ir	total	avg/g
HILLMAN, Ronni	11	1152	40	0	0	0	1192	108.4
BROWN, Vincen	11	0	1113	0	0	0	1113	101.2
SAMPSON, De	11	11	1047	0	0	0	1058	96.2
DAVIS, Brandon	11	0	0	0	490	0	490	44.5
SULLIVAN, Bran	11	117	314	0	0	0	431	39.2
BROWN, Davon	11	114	30	0	271	0	415	37.7
SANDIFER, Do	11	0	233	6	25	0	264	24.0
KAZEE, Walter	8	220	38	0	0	0	258	32.2
ESCOBAR, Gavi	11	0	257	0	0	0	257	23.4
PARKER, Larry	10	0	0	116	0	0	116	11.6
QUIGLEY, Bryce	9	0	65	0	0	0	65	7.2
PRESTON, Andr	11	0	0	0	0	51	51	4.6
MCFADDEN, Le	11	0	0	46	0	0	46	4.2
DENSO, Dylan	11	0	31	0	0	0	31	2.8
SHIELDS, D.J.	11	0	29	0	0	0	29	2.6
LEWIS, Darryn	11	0	0	0	0	27	27	2.5
UMUOLO, Alsto	2	0	19	0	0	0	19	9.5
DEAKIN, Doug	11	13	0	0	0	0	13	1.2
BERHE, Nat	10	0	0	0	0	10	10	1.0
O'BRIEN, Josh	11	0	10	0	0	0	10	0.9
TEAM	10	-16	0	0	0	0	-16	-1.6
LINDLEY, Ryan	11	-39	0	0	0	0	-39	-3.5
Total	11	1572	3226	168	786	88	5840	530.9
Opponents	11	1636	2351	255	1087	120	5449	495.4

2010 DEFENSIVE STATISTICS

#	Defensive Leaders	gp	Tackles				tfl/yds	Sacks no-yds	Pass defense			Fumbles		blkd	
			ua	a	tot				int-yds	brup	qbh	rcv-yds	ff	kick	saf
9	BURRIS, Miles	11	44	23	67	15.5-91	8.0-58	4	.	.	
22	PRESTON, Andrew	11	48	19	67	3.0-14	.	2-51	3	
2	MCFADDEN, Leon	11	33	16	49	7.0-40	1.0-11	2-0	12	
31	KETCHUM, Logan	11	27	15	42	2.5-6	0.5-1	.	2	.	.	.	1	.	
52	YARBROUGH, Marc	9	26	15	41	4.5-14	2.0-11	.	1	1	
3	LEWIS, Darryn	11	27	12	39	1.0-2	.	2-27	4	
20	BERHE, Nat	10	23	12	35	1.0-2	.	1-10	4	.	1-0	.	.	.	
44	ANDREWS, Rob	11	20	13	33	1.5-8	1.0-6	.	1	.	.	1	.	.	
11	DAVIS, Brandon	11	24	9	33	2.0-9	1.0-8	.	3	
41	STEVENS, Khalid	11	25	8	33	3.5-8	.	.	2	
26	ANDREWS, Marcus	11	19	12	31	1.5-5	.	.	5	
54	BARKSDALE, Deme	11	20	10	30	3.5-21	1.0-14	.	3	.	1-0	.	.	.	
15	PEREZ, Jose	10	17	7	24	3.0-7	.	.	10	1	
94	LONG, Jerome	11	12	12	24	4.5-13	1.0-7	.	.	.	1-0	.	1	.	
99	LAWSON, Ernie	11	15	9	24	8.0-29	1.0-11	.	1	2	
55	SPENCER, Neil	11	15	9	24	2.0-7	1.0-3	.	.	.	1-0	.	.	.	
36	TENHAEFF, Nick	11	16	5	21	3.5-25	2.0-19	.	.	.	1-0	.	.	.	
2A	WADE, Josh	11	9	12	21	1.5-7	.	1-0	1	
9A	PARKER, Larry	10	14	5	19	1.0-4	.	.	4	.	1-0	1	.	.	
90	WILLIAMS, B.J.	9	12	7	19	2.0-12	2.0-12	
47	TAUANUU, Jacob	11	12	5	17	3.0-6	.	.	2	
49	AUTELE, J.J.	11	8	6	14	3.5-13	1.5-10	
6	LEMON, Gabe	8	8	2	10	.	.	1-0	1	
39	SILUANO, Rene	10	3	4	7	
24	LOCKETT, Colin	9	6	1	7	
91	TRUJILLO, Frede	6	3	3	6	1.5-4	.	.	1	.	.	1	.	.	
58	BREWER, Aaron	11	3	2	5	
4	HORN, Romeo	3	4	.	4	
37	HARRIS, Vaness	3	4	.	4	
93	GIBBS, Larry	5	2	2	4	1.5-7	1.0-6	
33	SHUMATE, Colin	9	3	.	3	
13	HILLMAN, Ronnie	11	2	.	2	
56	FELY, Jake	3	1	1	2	1.5-10	1.0-9	
1	SAMPSON, DeMarc	11	2	.	2	
59	THOMAS, Jordan	11	2	.	2	
60	DRAHEIM, Tommie	11	1	.	1	
0B	GORDERT, Chris	1	1	.	1	
79	GUNTHER, Kurtis	11	1	.	1	
17	DEAKIN, Doug	11	1	.	1	
84	DENSO, Dylan	11	1	.	1	
88	ESCOBAR, Gavin	11	1	.	1	
4A	STAHOVICH, Bria	11	1	.	1	
38	PEREZ, Abel	11	1	.	1	
TM	TEAM	10	1	.	1	1.0-3	1	.	.	
80	BROWN, Vincent	11	1	.	1	
5	HEMMINGS, Dey J	2	1	.	1	
	Total	11	520	256	776	84-367	25-186	9-88	60	4	6-0	8	2	.	
	Opponents	11	416	238	654	43-159	9-75	14-120	37	5	7-91	8	2	.	

RED ZONE STATISTICS**San Diego State Inside Opponent Red-Zone**

Date	Opponent	Score	Times In RZ	Times Scored	Total Pts	Rush TDs	Pass TDs	FGs Made	Failed to score inside RZ							
									FGA	Down	Int	Fumb	Half	Game		
Sep 04, 2010	NICHOLLS STATE	W 47-0	4	4	24	3	2	1	1	0	0	0	0	0	0	0
Sep 11, 2010	at New Mexico State	W 41-21	8	6	34	4	3	1	2	2	0	0	0	0	0	0
Sep 18, 2010	at Missouri	L 24-27	3	2	10	1	1	0	1	0	0	1	0	0	0	0
Sep 25, 2010	UTAH STATE	W 41-7	4	4	20	2	2	0	2	0	0	0	0	0	0	0
Oct 09, 2010	at Brigham Young	L 21-24	2	2	14	2	0	2	0	0	0	0	0	0	0	0
Oct 16, 2010	AIR FORCE	W 27-25	4	3	13	1	0	1	2	1	0	0	0	0	0	0
Oct 23, 2010	at New Mexico	W 30-20	4	4	16	1	1	0	3	0	0	0	0	0	0	0
Oct 30, 2010	at Wyoming	W 48-38	7	6	34	4	3	1	2	0	0	0	0	0	1	0
Nov 06, 2010	COLORADO STATE	W 24-19	5	3	17	2	1	1	1	0	0	0	1	1	1	0
Nov 13, 2010	at TCU	L 35-40	2	2	14	2	2	0	0	0	0	0	0	0	0	0
Nov 20, 2010	UTAH	L 34-38	4	4	27	4	1	3	0	0	0	0	0	0	0	0
Totals			47	40	223	26	16	10	14	3	0	1	1	2	0	0
40 of 47 (85.1%)																

Opponents Inside San Diego State Red-Zone

Date	Opponent	Score	Times In RZ	Times Scored	Total Pts	Rush TDs	Pass TDs	FGs Made	Failed to score inside RZ							
									FGA	Down	Int	Fumb	Half	Game		
Sep 04, 2010	NICHOLLS STATE	W 47-0	2	0	0	0	0	0	0	2	0	0	0	0	0	0
Sep 11, 2010	at New Mexico State	W 41-21	3	2	14	2	1	1	0	1	0	0	0	0	0	0
Sep 18, 2010	at Missouri	L 24-27	4	4	20	2	2	0	2	0	0	0	0	0	0	0
Sep 25, 2010	UTAH STATE	W 41-7	1	1	7	1	1	0	0	0	0	0	0	0	0	0
Oct 09, 2010	at Brigham Young	L 21-24	5	4	24	3	3	0	1	0	0	1	0	0	0	0
Oct 16, 2010	AIR FORCE	W 27-25	5	5	25	3	2	1	2	0	0	0	0	0	0	0
Oct 23, 2010	at New Mexico	W 30-20	3	3	17	2	0	2	1	0	0	0	0	0	0	0
Oct 30, 2010	at Wyoming	W 48-38	6	6	38	5	2	3	1	0	0	0	0	0	0	0
Nov 06, 2010	COLORADO STATE	W 24-19	4	2	6	0	0	0	2	1	1	0	0	0	0	0
Nov 13, 2010	at TCU	L 35-40	9	6	33	4	1	3	2	1	0	1	0	1	1	0
Nov 20, 2010	UTAH	L 34-38	4	4	24	3	3	0	1	0	0	0	0	0	0	0
Totals			46	37	208	25	15	10	12	5	1	2	0	1	0	0
37 of 46 (80.4%)																

2010 SAN DIEGO STATE GAME-BY-GAME

Date	Opponent	Rushing				Receiving				Passing				Kick Returns				Punt Returns				tot off
		no.	yds	td	lg	no.	yds	td	lg	cmp-att-int	yds	td	lg	no.	yds	td	lg	no.	yds	td	lg	
Sep 04	NICHOLLS STATE	34	218	4	46	18	313	2	71	18-27-0	313	2	71	1	9	0	9	5	47	0	23	531
Sep 11	at New Mexico State	40	244	4	44	20	319	1	57	20-43-0	319	1	57	4	97	0	36	2	5	0	4	563
Sep 18	at Missouri	33	250	3	93	20	190	0	31	20-44-1	190	0	31	4	84	0	25	4	16	0	13	440
Sep 25	UTAH STATE	38	142	2	15	17	362	3	82	17-24-1	362	3	82	2	33	0	17	2	6	0	6	504
Oct 09	at Brigham Young	12	53	0	38	20	220	3	36	20-36-1	220	3	36	2	38	0	21	2	21	0	13	273
Oct 16	AIR FORCE	31	205	2	65	14	247	1	59	14-27-1	247	1	59	4	92	0	32	0	0	0	0	452
Oct 23	at New Mexico	41	135	1	12	18	249	2	40	18-37-1	249	2	40	4	122	0	37	2	1	0	1	384
Oct 30	at Wyoming	37	76	3	9	16	365	3	59	16-32-2	365	3	59	3	38	0	20	3	30	0	22	441
Nov 06	COLORADO STATE	39	152	2	26	14	171	1	25	14-23-2	171	1	25	3	71	0	29	2	9	0	9	323
Nov 13	at TCU	21	38	2	21	11	262	2	50	11-26-2	262	2	50	7	111	0	22	2	33	0	29	300
Nov 20	UTAH	21	59	1	13	36	528	4	90	36-54-3	528	4	90	6	91	0	19	1	0	0	0	587
Opponents		347	1572	24	93	204	3226	22	90	204-373-14	3226	22	90	40	786	0	37	25	168	0	29	4798
Opponents		442	1636	15	49	199	2351	16	68	199-382-9	2351	16	68	44	1087	0	59	26	255	0	43	3987

Games played: 11
 Avg per rush: 4.5
 Avg per catch: 15.8
 Pass efficiency: 139.30
 Kick ret avg: 19.6
 Punt ret avg: 6.7
 All purpose avg/game: 530.9
 Total offense avg/gm: 436.2

Date	Opponent	Tackles				Sacks	Fumble		Pass Defense			Blkd	PAT Attempts				pts	
		ua	a	total	tfl-yds		no-yds	ff	fr-yds	int-yds	qbh		brup	kick	kick	rush		rcv
Sep 04	NICHOLLS STATE	49	10	59	12.0-46	3.0-17	2	1-0	0-0	0	6	1	5-6	0	0	0	0	47
Sep 11	at New Mexico State	22	42	64	6.0-18	1.0-7	1	1-0	0-0	1	4	0	5-5	0	0	0	41	
Sep 18	at Missouri	40	30	70	7.0-9	1.0-1	1	1-0	2-23	0	5	0	3-3	0	0	0	24	
Sep 25	UTAH STATE	50	18	68	9.0-56	4.0-32	0	0-0	1-10	0	6	0	5-5	0	0	0	41	
Oct 09	at Brigham Young	65	36	101	6.0-20	2.0-12	1	1-0	1-0	0	1	0	3-3	0	0	0	21	
Oct 16	AIR FORCE	63	24	87	4.0-12	0.0-0	0	0-0	1-4	0	7	0	3-3	0	0	0	27	
Oct 23	at New Mexico	30	28	58	6.0-15	1.0-1	0	1-0	1-0	1	7	0	3-3	0	0	0	30	
Oct 30	at Wyoming	37	26	63	10.0-68	5.0-53	0	0-0	1-29	2	8	0	6-6	0	0	0	48	
Nov 06	COLORADO STATE	49	12	61	13.0-79	5.0-43	2	0-0	1-22	0	6	1	3-3	0	0	0	24	
Nov 13	at TCU	69	14	83	6.0-28	2.0-17	1	1-0	1-0	0	6	0	5-5	0	0	0	35	
Nov 20	UTAH	46	16	62	5.0-16	1.0-3	0	0-0	0-0	0	4	0	4-5	0	0	0	34	
Opponents		520	256	776	84.0-367	25.0-186	8	6-0	9-88	4	60	2	45-47	0	0	0	372	
Opponents		416	238	654	43.0-159	9.0-75	8	7-91	14-120	5	37	2	28-29	0	0	0	259	

Date	Opponent	Punting										Field Goals			Kickoffs				
		no.	yds	avg	long	blkd	tb	fc	50+	i20	md-att	long	blkd	no.	yds	avg	tb	ob	
Sep 04	NICHOLLS STATE	1	56	56.0	56	0	0	0	1	0	2-3	44	0	9	617	68.6	1	0	
Sep 11	at New Mexico State	4	203	50.8	59	0	0	0	3	2	2-4	32	0	8	554	69.2	6	0	
Sep 18	at Missouri	10	456	45.6	67	0	1	2	3	3	1-1	25	0	5	337	67.4	4	0	
Sep 25	UTAH STATE	3	138	46.0	57	0	0	1	1	1	2-2	37	0	8	543	67.9	0	0	
Oct 09	at Brigham Young	6	266	44.3	54	0	0	2	2	0	0-1	0	0	4	274	68.5	2	0	
Oct 16	AIR FORCE	4	173	43.2	55	0	0	2	1	3	2-3	27	0	5	312	62.4	0	1	
Oct 23	at New Mexico	7	324	46.3	61	0	4	2	3	3	3-3	36	0	6	420	70.0	4	0	
Oct 30	at Wyoming	2	89	44.5	89	1	0	0	1	1	2-2	28	0	9	630	70.0	6	0	
Nov 06	COLORADO STATE	3	125	41.7	44	0	1	2	0	1	1-1	31	0	5	340	68.0	0	0	
Nov 13	at TCU	9	361	40.1	48	0	0	3	0	1	0-0	0	0	6	411	68.5	2	0	
Nov 20	UTAH	3	94	31.3	50	1	0	0	1	0	0-0	0	0	6	372	62.0	1	0	
Opponents		52	2285	43.9	89	2	6	14	16	15	15-20	44	0	71	4810	67.7	26	1	
Opponents		67	2663	39.7	58	0	4	19	7	19	13-20	46	2	50	3224	64.5	8	2	

2010 OPPONENT GAME-BY-GAME

Date	Opponent	Rushing				Receiving				Passing				Kick Returns				Punt Returns				tot off
		no.	yds	td	lg	no.	yds	td	lg	cmp-att-int	yds	td	lg	no.	yds	td	lg	no.	yds	td	lg	
Sep 04	NICHOLLS STATE	37	88	0	26	12	83	0	16	12-26-0	83	0	16	8	160	0	26	1	32	0	32	171
Sep 11	at New Mexico State	26	105	1	22	17	223	2	58	17-34-0	223	2	58	2	38	0	20	3	11	0	5	328
Sep 18	at Missouri	27	89	2	19	28	351	1	68	28-51-2	351	1	68	1	17	0	17	5	47	0	31	440
Sep 25	UTAH STATE	40	115	1	16	14	130	0	25	14-31-1	130	0	25	8	195	0	29	2	9	0	9	245
Oct 09	at Brigham Young	62	271	3	46	16	142	0	23	16-23-1	142	0	23	2	62	0	33	4	22	0	13	413
Oct 16	AIR FORCE	62	312	2	24	13	175	1	36	13-30-1	175	1	36	4	82	0	27	1	7	0	7	487
Oct 23	at New Mexico	31	109	0	18	15	193	2	26	15-36-1	193	2	26	2	59	0	40	1	6	0	6	302
Oct 30	at Wyoming	34	152	2	49	20	186	3	22	20-40-1	186	3	22	3	102	0	59	1	15	0	0	338
Nov 06	COLORADO STATE	34	31	0	13	22	266	1	31	22-41-1	266	1	31	5	122	0	37	0	0	0	0	297
Nov 13	at TCU	54	226	1	28	21	240	4	38	21-36-1	240	4	38	4	113	0	44	6	92	0	43	466
Nov 20	UTAH	35	138	3	42	21	362	2	57	21-34-0	362	2	57	5	137	0	47	2	14	0	2	500
		442	1636	15	49	199	2351	16	68	199-382-9	2351	16	68	44	1087	0	59	26	255	0	43	3987
San Diego State		347	1572	24	93	204	3226	22	90	204-373-14	3226	22	90	40	786	0	37	25	168	0	29	4798

Games played: 11
 Avg per rush: 3.7
 Avg per catch: 11.8
 Pass efficiency: 112.90
 Kick ret avg: 24.7
 Punt ret avg: 9.8
 All purpose avg/game: 495.4
 Total offense avg/gm: 362.5

Date	Opponent	Tackles				Sacks	Fumble		Pass Defense			Blkd	PAT Attempts				pts				
		ua	a	total	tfl-yds		no-yds	ff	fr-yds	int-yds	qbh		brup	kick	kick	rush		rcv	saf		
Sep 04	NICHOLLS STATE	44	8	52	4.0-8	0.0-0	1	1-0	0-0	0	3	0	0-0	0	0	0	0	0	0	0	0
Sep 11	at New Mexico State	19	76	95	2.0-4	0.0-0	0	0-0	0-0	1	3	0	3-3	0	0	0	0	0	0	0	21
Sep 18	at Missouri	44	26	70	5.0-14	1.0-6	0	0-0	1-24	0	5	0	3-3	0	0	0	0	0	0	0	27
Sep 25	UTAH STATE	48	8	56	5.0-15	0.0-0	1	1-0	1-0	0	1	0	1-1	0	0	0	0	0	0	0	7
Oct 09	at Brigham Young	24	12	36	3.0-19	1.0-9	1	0-0	1-11	2	6	0	3-3	0	0	0	0	0	0	0	24
Oct 16	AIR FORCE	37	6	43	4.0-13	1.0-9	0	0-0	1-0	0	4	0	1-1	0	0	0	0	0	0	0	25
Oct 23	at New Mexico	38	42	80	6.0-12	0.0-0	1	1-0	1-25	1	2	0	2-2	0	0	0	0	0	0	0	20
Oct 30	at Wyoming	38	28	66	4.0-24	1.0-13	0	1-0	2-19	1	9	1	5-5	0	0	0	0	0	0	0	38
Nov 06	COLORADO STATE	44	20	64	5.0-13	1.0-4	3	3-91	2-0	0	1	0	1-1	0	0	0	0	0	0	0	19
Nov 13	at TCU	33	6	39	3.0-23	3.0-23	0	0-0	2-29	0	3	0	4-5	0	0	0	0	0	0	0	40
Nov 20	UTAH	47	6	53	2.0-14	1.0-11	1	0-0	3-12	0	0	1	5-5	0	0	0	0	0	0	0	38
		416	238	654	43.0-159	9.0-75	8	7-91	14-120	5	37	2	28-29	0	0	0	0	0	0	0	259
San Diego State		520	256	776	84.0-367	25.0-186	8	6-0	9-88	4	60	2	45-47	0	0	0	0	0	0	0	372

Date	Opponent	Punting									Field Goals			Kickoffs				
		no.	yds	avg	long	blkd	tb	fc	50+	i20	md-att	long	blkd	no.	yds	avg	tb	ob
Sep 04	NICHOLLS STATE	7	295	42.1	50	0	0	0	1	1	0-2	0	1	1	64	64.0	0	0
Sep 11	at New Mexico State	9	364	40.4	54	0	0	3	1	3	0-1	0	0	4	268	67.0	0	0
Sep 18	at Missouri	8	363	45.4	58	0	1	1	1	3	2-2	38	0	6	413	68.8	2	0
Sep 25	UTAH STATE	8	308	38.5	48	0	1	1	0	4	0-0	0	0	2	128	64.0	0	0
Oct 09	at Brigham Young	4	147	36.8	51	0	1	0	1	0	1-1	29	0	5	330	66.0	2	1
Oct 16	AIR FORCE	3	125	41.7	45	0	0	3	0	0	2-3	30	0	4	255	63.8	0	0
Oct 23	at New Mexico	9	334	37.1	57	0	0	5	1	1	2-2	46	0	4	258	64.5	0	0
Oct 30	at Wyoming	6	218	36.3	45	0	1	1	0	2	1-1	30	0	6	385	64.2	3	0
Nov 06	COLORADO STATE	3	135	45.0	54	0	0	1	1	1	2-3	33	1	4	238	59.5	0	1
Nov 13	at TCU	5	199	39.8	51	0	0	2	1	0	2-4	36	0	8	532	66.5	1	0
Nov 20	UTAH	5	175	35.0	40	0	0	2	0	4	1-1	32	0	6	353	58.8	0	0
		67	2663	39.7	58	0	4	19	7	19	13-20	46	2	50	3224	64.5	8	2
San Diego State		52	2285	43.9	89	2	6	14	16	15	15-20	44	0	71	4810	67.7	26	1

2010 SAN DIEGO STATE PARTICIPATION

#	PLAYER	GP-GS	NICH	NMSU	MU	USU	BYU	AF	UNM	WY	CS	TC	UU
26	ANDREWS, Marcus	11/-	XXX	XXX	XXX	XXX	XXX	XXX	XXX	XXX	XXX	XXX	XXX
44	ANDREWS, Rob	11/2	XXX	XXX	XXX	XXX	XXX	XXX	XXX	XXX	XXX	START	START
49	AUTELE, J.J.	11/-	XXX	XXX	XXX	XXX	XXX	XXX	XXX	XXX	XXX	XXX	XXX
54	BARKSDALE, Deme	11/-	XXX	XXX	XXX	XXX	XXX	XXX	XXX	XXX	XXX	XXX	XXX
20	BERHE, Nat	10/1	XXX	XXX	XXX	XXX	XXX	START	XXX	...	XXX	XXX	XXX
12	BERNARDS, Jake	1/-	XXX
58	BREWER, Aaron	11/-	XXX	XXX	XXX	XXX	XXX	XXX	XXX	XXX	XXX	XXX	XXX
30	BROWN, Davon	11/2	START	START	XXX	XXX	XXX	XXX	XXX	XXX	XXX	XXX	XXX
80	BROWN, Vincent	11/10	START	START	START	START	XXX	START	START	START	START	START	START
9	BURRIS, Miles	11/11	START	START	START	START	START	START	START	START	START	START	START
11	DAVIS, Brandon	11/10	START	START	START	START	START	XXX	START	START	START	START	START
17	DEAKIN, Doug	11/-	XXX	XXX	XXX	XXX	XXX	XXX	XXX	XXX	XXX	XXX	XXX
84	DENSO, Dylan	11/-	XXX	XXX	XXX	XXX	XXX	XXX	XXX	XXX	XXX	XXX	XXX
60	DRAHEIM, Tommie	11/11	START	START	START	START	START	START	START	START	START	START	START
46	DRIVER, Jacob	3/-	XXX	XXX	XXX
68	EMBERNATE, Nik	11/11	START	START	START	START	START	START	START	START	START	START	START
88	ESCOBAR, Gavin	11/10	XXX	START	START	START	START	START	START	START	START	START	START
73	FARR, Kellen	11/-	XXX	XXX	XXX	XXX	XXX	XXX	XXX	XXX	XXX	XXX	XXX
56	FELY, Jake	3/-	XXX	XXX	XXX
93	GIBBS, Larry	5/-	XXX	XXX	XXX	XXX	XXX
0B	GORDERT, Chris	1/-	XXX
65	GORDON, Japheth	1/-	XXX
75	GRASSILLI, Leo	1/-	XXX
79	GUNTHER, Kurtis	11/11	START	START	START	START	START	START	START	START	START	START	START
37	HARRIS, Vaness	3/-	XXX	XXX	XXX
5	HEMMINGS, Dey J	2/-	XXX	XXX
13	HILLMAN, Ronnie	11/7	XXX	XXX	XXX	START	START	START	START	START	START	START	XXX
4	HORN, Romeo	3/-	XXX	XXX	XXX
50	IOSEFA, Trask	11/11	START	START	START	START	START	START	START	START	START	START	START
71	JOHNSON, Alec	11/11	START	START	START	START	START	START	START	START	START	START	START
34	KAZEE, Walter	8/1	XXX	XXX	START	XXX	XXX	XXX	XXX	XXX
31	KETCHUM, Logan	11/11	START	START	START	START	START	START	START	START	START	START	START
99	LAWSON, Ernie	11/11	START	START	START	START	START	START	START	START	START	START	START
6	LEMON, Gabe	8/-	XXX	XXX	...	XXX	XXX	XXX	XXX	XXX	XXX
3	LEWIS, Darryn	11/10	START	START	START	START	START	XXX	START	START	START	START	START
14	LINDLEY, Ryan	11/11	START	START	START	START	START	START	START	START	START	START	START
24	LOCKETT, Colin	9/-	XXX	XXX	XXX	XXX	XXX	XXX	XXX	XXX	XXX
94	LONG, Jerome	11/8	START	START	START	XXX	XXX	XXX	START	START	START	START	START
74	MATAMUA, Mike	3/-	XXX	XXX	...	XXX
2	MCFADDEN, Leon	11/11	START	START	START	START	START	START	START	START	START	START	START
51	MILLER, Jimmy	1/-	XXX
10	O'BRIEN, Josh	11/-	XXX	XXX	XXX	XXX	XXX	XXX	XXX	XXX	XXX	XXX	XXX
9A	PARKER, Larry	10/-	XXX	XXX	XXX	...	XXX	XXX	XXX	XXX	XXX	XXX	XXX
38	PEREZ, Abel	11/-	XXX	XXX	XXX	XXX	XXX	XXX	XXX	XXX	XXX	XXX	XXX
15	PEREZ, Jose	10/10	START	START	START	START	START	START	START	START	START	START	...
22	PRESTON, Andrew	11/10	START	START	START	START	START	XXX	START	START	START	START	START
87	QUIGLEY, Bryce	9/2	XXX	XXX	START	XXX	XXX	START	XXX	XXX	XXX
70	ROMAN, Juan	1/-	XXX
1	SAMPSON, DeMarc	11/11	START	START	START	START	START	START	START	START	START	START	START
18	SANDIFER, Domin	11/5	START	START	XXX	XXX	XXX	XXX	START	XXX	START	XXX	START
29	SHIELDS, Bryan	2/-	XXX	XXX
85	SHIELDS, D.J.	11/3	XXX	XXX	START	START	START	XXX	XXX	XXX	XXX	XXX	XXX
33	SHUMATE, Colin	9/-	XXX	...	XXX	XXX	XXX	XXX	XXX	XXX	XXX	XXX	...
39	SILUANO, Rene	10/-	XXX	XXX	XXX	XXX	XXX	XXX	XXX	XXX	XXX	XXX	...
55	SPENCER, Neil	11/3	XXX	XXX	XXX	START	START	START	XXX	XXX	XXX	XXX	XXX
4A	STAHOVICH, Bria	11/-	XXX	XXX	XXX	XXX	XXX	XXX	XXX	XXX	XXX	XXX	XXX
41	STEVENS, Khalid	11/1	XXX	XXX	XXX	XXX	XXX	START	XXX	XXX	XXX	XXX	XXX
23	SULLIVAN, Brand	11/3	XXX	XXX	XXX	XXX	XXX	START	XXX	XXX	XXX	START	START
47	TAUANUU, Jacob	11/6	XXX	XXX	XXX	XXX	XXX	START	START	START	START	START	START
36	TENHAEFF, Nick	11/1	XXX	XXX	XXX	XXX	XXX	START	XXX	XXX	XXX	XXX	XXX
59	THOMAS, Jordan	11/-	XXX	XXX	XXX	XXX	XXX	XXX	XXX	XXX	XXX	XXX	XXX
91	TRUJILLO, Frede	6/-	XXX	XXX	XXX	...	XXX	XXX	XXX
7	UMUOLO, Alston	2/1	START	XXX
2A	WADE, Josh	11/1	XXX	XXX	XXX	XXX	XXX	XXX	XXX	XXX	XXX	XXX	START
90	WILLIAMS, B.J.	9/5	START	START	START	START	START	XXX	XXX	XXX	XXX
3B	WILLIAMS, Ross	1/-	XXX
52	YARBROUGH, Marc	9/9	START	START	START	START	START	START	START	START	START
40	YOUNG, Chad	10/-	XXX	XXX	XXX	XXX	XXX	XXX	XXX	...	XXX	XXX	XXX

2010 SAN DIEGO STATE SEASON/CAREER STATS

Scoring	SEASON							CAREER									
	td	fg	kick	PAT		dxp	saf	pts	td	fg	kick	PAT		dxp	saf	pts	
				rush	rcv	pass					rush	rcv	pass				
PEREZ, Abel	-	15-20	44-46	-	-	-	-	-	89	-	15-20	44-46	-	-	-	-	89
HILLMAN, Ronnie	13	-	-	-	-	-	-	-	78	13	-	-	-	-	-	-	78
BROWN, Vincent	8	-	-	-	-	-	-	-	48	21	-	-	-	-	-	-	126
SULLIVAN, Brand	8	-	-	-	-	-	-	-	48	17	-	-	-	-	-	-	102
SAMPSON, DeMarc	6	-	-	-	-	-	-	-	36	16	-	-	-	-	-	-	96
ESCOBAR, Gavin	4	-	-	-	-	-	-	-	24	4	-	-	-	-	-	-	24
KAZEE, Walter	3	-	-	-	-	-	-	-	18	5	-	-	-	-	-	-	30
BROWN, Davon	2	-	-	-	-	-	-	-	12	3	-	-	-	-	-	-	18
LONG, Jerome	1	-	-	-	-	-	-	-	6	1	-	-	-	-	-	-	6
SHIELDS, D.J.	1	-	-	-	-	-	-	-	6	1	-	-	-	-	-	-	6
QUIGLEY, Bryce	1	-	-	-	-	-	-	-	6	1	-	-	-	-	-	-	6
SHIELDS, Bryan	-	-	1-1	-	-	-	-	-	1	-	-	1-1	-	-	-	-	1
Total	47	15-20	45-47	-	-	-	-	-	372								
Opponents	32	13-20	28-29	0-1	-	0-2	-	-	259								

Punt Returns	no.	yds	avg	td	lg	no.	yds	avg	td	lg
PARKER, Larry	16	116	7.2	0	29	16	116	7.2	0	29
MCFADDEN, Leon	5	46	9.2	0	23	5	46	9.2	0	23
SANDIFER, Domin	3	6	2.0	0	6	3	6	2.0	0	6
TEAM	1	0	0.0	0	0					
Total	25	168	6.7	0	29					
Opponents	26	255	9.8	0	43					

Kick Returns	no.	yds	avg	td	lg	no.	yds	avg	td	lg
DAVIS, Brandon	22	490	22.3	0	37	25	543	21.7	0	37
BROWN, Davon	16	271	16.9	0	25	31	553	17.8	0	46
SANDIFER, Domin	2	25	12.5	0	21	2	25	12.5	0	21
Total	40	786	19.6	0	37					
Opponents	44	1087	24.7	0	59					

Interceptions	no.	yds	avg	td	lg	no.	yds	avg	td	lg
LEWIS, Darryn	2	27	13.5	0	23	2	27	13.5	0	23
MCFADDEN, Leon	2	0	0.0	0	0	3	39	13.0	0	39
PRESTON, Andrew	2	51	25.5	0	29	2	51	25.5	0	29
WADE, Josh	1	0	0.0	0	0	1	0	0.0	0	0
LEMON, Gabe	1	0	0.0	0	0	1	0	0.0	0	0
BERHE, Nat	1	10	10.0	0	10	1	10	10.0	0	10
Total	9	88	9.8	0	29					
Opponents	14	120	8.6	0	29					

Fumble Returns	no.	yds	avg	td	lg	no.	yds	avg	td	lg
LONG, Jerome	0	0	0.0	1	0	0	0	0.0	1	0
Total	0	0	0.0	1	0					
Opponents	2	91	45.5	1	88					

2010 SAN DIEGO STATE SEASON/CAREER STATS

All Purpose	SEASON								CAREER							
	g	rush	rcv	pr	kr	ir	total	avg/g	g	rush	rcv	pr	kr	ir	total	avg/g
HILLMAN, Ronni	11	1152	40	0	0	0	1192	108.4	11	1152	40	0	0	0	1192	108.4
BROWN, Vincent	11	0	1113	0	0	0	1113	101.2	42	47	2871	46	767	0	3731	88.8
SAMPSON, DeM	11	11	1047	0	0	0	1058	96.2	46	9	2069	2	110	0	2190	47.6
DAVIS, Brandon	11	0	0	0	490	0	490	44.5	33	5	0	0	543	0	548	16.6
SULLIVAN, Bran	11	117	314	0	0	0	431	39.2	40	1080	755	0	66	0	1901	47.5
BROWN, Davon	11	114	30	0	271	0	415	37.7	37	166	78	0	553	0	797	21.5
SANDIFER, Dom	11	0	233	6	25	0	264	24.0	21	0	531	6	25	0	562	26.8
KAZEE, Walter	8	220	38	0	0	0	258	32.2	19	591	102	0	85	0	778	40.9
ESCOBAR, Gavi	11	0	257	0	0	0	257	23.4	11	0	257	0	0	0	257	23.4
PARKER, Larry	10	0	0	116	0	0	116	11.6	22	0	0	116	0	0	116	5.3
QUIGLEY, Bryce	9	0	65	0	0	0	65	7.2	9	0	65	0	0	0	65	7.2
PRESTON, Andr	11	0	0	0	0	51	51	4.6	46	0	0	0	0	51	51	1.1
MCFADDEN, Le	11	0	0	46	0	0	46	4.2	23	0	0	46	0	39	85	3.7
DENSO, Dylan	11	0	31	0	0	0	31	2.8	11	0	31	0	0	0	31	2.8
SHIELDS, D.J.	11	0	29	0	0	0	29	2.6	23	0	138	0	0	0	138	6.0
LEWIS, Darryn	11	0	0	0	0	27	27	2.5	31	0	0	0	0	27	27	0.9
UMUOLO, Alston	2	0	19	0	0	0	19	9.5	35	10	439	0	0	0	449	12.8
DEAKIN, Doug	11	13	0	0	0	0	13	1.2	22	13	0	0	0	0	13	0.6
BERHE, Nat	10	0	0	0	0	10	10	1.0	10	0	0	0	0	10	10	1.0
O'BRIEN, Josh	11	0	10	0	0	0	10	0.9	13	0	10	0	0	0	10	0.8
TEAM	10	-16	0	0	0	0	-16	-1.6								
LINDLEY, Ryan	11	-39	0	0	0	0	-39	-3.5	34	-232	0	0	0	0	-232	-6.8
Total	11	1572	3226	168	786	88	5840	530.9								
Opponents	11	1636	2351	255	1087	120	5449	495.4								

Field Goals	att	good	long	blkd	att	good	long	blkd
PEREZ, Abel	20	15	44	0	20	15	44	0
Total	20	15	44	0				
Opponents	20	13	46	2				

Punting	no.	yds	avg	lg	blk	no.	yds	avg	lg	blk
STAHOVICH, Bria	50	2285	45.7	89	1	182	7766	42.7	89	2
TEAM	2	0	0.0	0	1					
Total	52	2285	43.9	89	2					
Opponents	67	2663	39.7	58	0					

Kickoffs	no.	yds	avg	tb	ob	no.	yds	avg	tb	ob
PEREZ, Abel	71	4810	67.7	26	1	71	4810	67.7	26	1
Total	71	4810	67.7	26	1					
Opponents	50	3224	64.5	8	2					

2010 GAME-BY-GAME STARTERS

OFFENSIVE STARTERS - 17 PLAYERS

Position	Nicholls St.	NMSU	Mizzou	Utah State	BYU	Air Force	New Mexico	Wyoming	Colorado St.	TCU	Utah	UNLV
LT	Draheim	Draheim	Drahiem	Drahiem	Drahiem	Drahiem	Draheim	Draheim	Draheim	Draheim	Draheim	
LG	Johnson	Johnson	Johnson	Johnson	Johnson	Johnson	Johnson	Johnson	Johnson	Johnson	Johnson	
C	Iosefa	Iosefa	Iosefa	Iosefa	Iosefa	Iosefa	Iosefa	Iosefa	Iosefa	Iosefa	Iosefa	
RG	Embernate	Embernate	Embernate	Embernate	Embernate	Embernate	Embernate	Embernate	Embernate	Embernate	Embernate	
RT	Gunther	Gunther	Gunther	Gunther	Gunther	Gunther	Gunther	Gunther	Gunther	Gunther	Gunther	
TE	Umuolo	Escobar	Escobar	Escobar	Escobar	Escobar	Escobar	Escobar	Escobar	Escobar	Escobar	
WR/TE	V. Brown	V. Brown	V. Brown	V. Brown	Quigley	V. Brown	V. Brown	V. Brown	V. Brown	V. Brown	V. Brown	
WR	Sampson	Sampson	Sampson	Sampson	Sampson	Sampson	Sampson	Sampson	Sampson	Sampson	Sampson	
WR/TE/RB	Sandifer	Sandifer	D.J. Shields	D.J. Shields	D.J. Shields	Sullivan	Sandifer	Quigley	Sandifer	Sullivan	Sullivan	
RB	D. Brown	D. Brown	Kazee	Hillman	Hillman	Hillman	Hillman	Hillman	Hillman	Hillman	Hillman	
QB	Lindley	Lindley	Lindley	Lindley	Lindley	Lindley	Lindley	Lindley	Lindley	Lindley	Lindley	

DEFENSIVE STARTERS - 17 PLAYERS

Position	Nicholls St.	NMSU	Mizzou	Utah State	BYU	Air Force	New Mexico	Wyoming	Colorado St.	TCU	Utah	UNLV
DE	Lawson	Lawson	Lawson	Lawson	Lawson	Lawson	Lawson	Lawson	Lawson	Lawson	Lawson	
DT	Long	Long	Long	Spencer	Spencer	Spencer	Long	Long	Long	Long	Long	
DE	B.J. Williams	B.J. Williams	B.J. Williams	B.J. Williams	B.J. Williams	Tauanuu	Tauanuu	Tauanuu	Tauanuu	Tauanuu	Tauanuu	
LB	Ketchum	Ketchum	Ketchum	Ketchum	Ketchum	Ketchum	Ketchum	Ketchum	Ketchum	Ketchum	Ketchum	
MLB	Yarbrough	Yarbrough	Yarbrough	Yarbrough	Yarbrough	Yarbrough	Yarbrough	Yarbrough	Yarbrough	Andrews	Andrews	
LB	Burris	Burris	Burris	Burris	Burris	Burris	Burris	Burris	Burris	Burris	Burris	
CB	McFadden	McFadden	McFadden	McFadden	McFadden	McFadden	McFadden	McFadden	McFadden	McFadden	McFadden	
WAR/LB	Lewis	Lewis	Lewis	Lewis	Lewis	Tenhaeff	Lewis	Lewis	Lewis	Lewis	Lewis	
AZTEC	Preston	Preston	Preston	Preston	Preston	Stevens	Preston	Preston	Preston	Preston	Preston	
WAR	Davis	Davis	Davis	Davis	Davis	Berhe	Davis	Davis	Davis	Davis	Davis	
CB	Perez	Perez	Perez	Perez	Perez	Perez	Perez	Perez	Perez	Perez	Wade	

SPECIALISTS STARTERS

Position	Nicholls St.	NMSU	Mizzou	Utah State	BYU	Air Force	New Mexico	Wyoming	Colorado St.	TCU	Utah	UNLV
KO	A. Perez	A. Perez	A. Perez	A. Perez	A. Perez	A. Perez	A. Perez	A. Perez	A. Perez	A. Perez	A. Perez	
PK	A. Perez	A. Perez	A. Perez	A. Perez	A. Perez	A. Perez	A. Perez	A. Perez	A. Perez	A. Perez	A. Perez	
Holder	Deakin	Deakin	Deakin	Deakin	Deakin	Deakin	Deakin	Deakin	Deakin	Deakin	Deakin	
Punter	Stahovich	Stahovich	Stahovich	Stahovich	Stahovich	Stahovich	Stahovich	Stahovich	Stahovich	Stahovich	Stahovich	
LS	Brewer	Brewer	Brewer	Brewer	Brewer	Brewer	Brewer	Brewer	Brewer	Brewer	Brewer	
KO Return	D. Brown	D. Brown	D. Brown	D. Brown	D. Brown	D. Brown	D. Brown	D. Brown	D. Brown	D. Brown	D. Brown	
	B. Davis	B. Davis	B. Davis	B. Davis	B. Davis	B. Davis	B. Davis	B. Davis	B. Davis	B. Davis	B. Davis	
PR	Parker	Parker	Parker	Sandifer	Parker	Parker	Parker	Parker	Parker	Parker	Parker	

MISCELLANEOUS

Game	Coin Toss	KO/Receive	1st Off. Play	1st Off. Poss.	1st Def. Poss.	Game Time	Game Length	Jersey	Pants	Result
Nicholls State	NSU won, rec.	Kickoff	Incomplete pass	Punt	Punt	5:06 PT	2:58	Black	Black	W, 47-0
at New Mexico State	NMSU won, rec	Kickoff	Incomplete pass	Downs	Missed FG	6:07 MT	3:25	White	Black	W, 41-21
at No. 25 Missouri	SDSU won, def.	Kickoff	Brown f/Lindley	Touchdown	Touchdown	6:07 CT	3:20	White	Black	L, 24-27
Utah State	SDSU won, def.	Kickoff	Hillman rush	Touchdown	Punt	5:06 PT	2:58	Black	Black	W, 41-7
at Brigham Young	BYU won, def.	Receive	Hillman rush	Punt	Touchdown	4:06 MT	3:04	White	Black	L, 21-24
No. 23 Air Force	SDSU won, def.	Kickoff	Hillman rush	TO-Intercepted	TO-Intercepted	5:04 PT	3:41	Black	Black	W, 27-25
at New Mexico	SDSU won, def.	Kickoff	Hillman rush	Touchdown	Punt	8:06 MT	3:09	White	Black	W, 30-20
at Wyoming	SDSU won, def.	Kickoff	Hillman rush	Intercepted	Punt	12:06 MT	3:17	White	Black	W, 48-38
Colorado State	CSU won, rec.	Kickoff	Hillman rush	Punt	Field Goal	7:06 MT	3:04	Black	Black	W, 24-19
at No. 3 TCU	SDSU won, def.	Kickoff	Hillman rush	Touchdown	Punt	3:06 CT	3:12	White	Black	L, 35-40

2010 MISCELLANEOUS STATISTICS

SAN DIEGO STATE SCORING DRIVES

Opponent	Qtr.	Score	Player	Play	Pl.	Yds.	TOP
Nicholls State	2	TD	Davon Brown	6-yard run	9	77	4:30
Nicholls State	2	TD	DeMarco Sampson	71-yard pass f/Lindley	1	71	0:09
Nicholls State	2	TD	DeMarco Sampson	18-yard pass f/Lindley	6	54	2:19
Nicholls State	3	TD	Davon Brown	21-yard run	6	68	2:16
Nicholls State	3	FG	Abel Perez	44-yard field goal	7	48	2:44
Nicholls State	4	FG	Abel Perez	27-yard field goal	10	48	4:38
Nicholls State	4	TD	Walter Kazee	46-yard run	2	47	0:51
Nicholls State	4	TD	Ronnie Hillman	6-yard run	5	21	2:37
New Mexico St.	1	FG	Abel Perez	25-yard field goal	5	57	1:09
New Mexico St.	2	FG	Abel Perez	32-yard field goal	9	30	3:43
New Mexico St.	2	TD	Gavin Escobar	14-yard pass f/Lindley	9	59	4:20
New Mexico St.	3	TD	Ronnie Hillman	44-yard run	4	59	1:27
New Mexico St.	3	TD	Ronnie Hillman	4-yard run	5	74	2:05
New Mexico St.	4	TD	Ronnie Hillman	2-yard run	6	81	2:47
New Mexico St.	4	TD	Ronnie Hillman	1-yard run	3	13	1:22
Missouri	1	TD	Walter Kazee	11-yard run	10	80	4:10
Missouri	2	TD	Ronnie Hillman	75-yard run	3	79	0:35
Missouri	4	TD	Ronnie Hillman	93-yard run	2	94	0:56
Missouri	4	FG	Abel Perez	25-yard field goal	6	37	2:51
Utah State	1	TD	Ronnie Hillman	1-yard run	10	58	4:58
Utah State	1	TD	Walter Kazee	5-yard run	4	59	1:21
Utah State	1	TD	Bryce Quigley	28-yard pass f/Lindley	7	70	2:38
Utah State	2	TD	Vincent Brown	65-yard pass f/Lindley	6	97	2:58
Utah State	3	TD	Vincent Brown	82-yard pass f/Lindley	2	80	1:01
Utah State	3	FG	Abel Perez	20-yard field goal	10	45	4:42
Utah State	4	FG	Abel Perez	37-yard field goal	8	26	4:54
Brigham Young	2	TD	Vincent Brown	36-yard pass f/Lindley	2	52	0:31
Brigham Young	3	TD	Gavin Escobar	1-yard pass f/Lindley	8	83	2:29
Brigham Young	4	TD	Brandon Sullivan	4-yard pass f/Lindley	6	59	2:31
Air Force	2	TD	Ronnie Hillman	65-yard run	3	77	1:08
Air Force	2	FG	Abel Perez	23-yard field goal	7	69	0:44
Air Force	3	TD	Gavin Escobar	8-yard pass f/Lindley	9	66	4:03
Air Force	4	FG	Abel Perez	27-yard field goal	12	60	5:36
Air Force	4	TD	Ronnie Hillman	44-yard run	1	44	0:08
New Mexico	1	TD	Ronnie Hillman	11-yard run	10	64	4:29
New Mexico	2	FG	Abel Perez	36-yard field goal	9	42	3:16
New Mexico	2	TD	DeMarco Sampson	40-yard pass f/Lindley	1	40	0:05
New Mexico	3	FG	Abel Perez	30-yard field goal	9	48	3:22
New Mexico	3	TD	DeMarco Sampson	32-yard pass f/Lindley	6	63	2:26
New Mexico	4	FG	Abel Perez	31-yard field goal	9	24	4:00
Wyoming	1	FG	Abel Perez	21-yard field goal	7	40	2:44
Wyoming	2	FG	Abel Perez	28-yard field goal	7	69	1:47
Wyoming	2	TD	DeMarco Sampson	56-yard pass f/Lindley	5	80	1:39
Wyoming	2	TD	D.J. Shields	14-yard pass f/Lindley	9	80	3:11
Wyoming	3	TD	Brandon Sullivan	1-yard run	6	20	2:07
Wyoming	4	TD	Brandon Sullivan	1-yard run	10	71	4:26
Wyoming	4	TD	Brandon Sullivan	1-yard run	3	4	0:51
Wyoming	4	TD	DeMarco Sampson	59-yard pass	5	80	2:36
Colorado State	2	TD	Brandon Sullivan	1-yard run	11	60	4:26
Colorado State	3	FG	Abel Perez	31-yard field goal	7	58	3:04
Colorado State	3	TD	Ronnie Hillman	26-yard run	5	56	2:24
Colorado State	4	TD	Brandon Sullivan	9-yard pass	12	80	6:49
TCU	1	TD	Brandon Sullivan	1-yard run	3	54	0:59
TCU	1	TD	Jerome Long	0-yard fumble return			no drive
TCU	3	TD	Brandon Sullivan	1-yard run	6	76	2:12
TCU	4	TD	Vincent Brown	33-yard pass f/Lindley	6	88	2:22
TCU	4	TD	Vincent Brown	35-yard pass f/Lindley	1	35	0:08
Utah	1	TD	Vincent Brown	10-yard pass f/Lindley	8	74	1:59
Utah	1	TD	Vincent Brown	11-yard pass f/Lindley	11	98	5:51
Utah	2	TD	Ronnie Hillman	5-yard run	4	79	1:17
Utah	2	TD	Gavin Escobar	14-yard pass f/Lindley	14	86	6:19
Utah	3	TD	Vincent Brown	90-yard pass f/Lindley	3	90	0:49

OPPONENT SCORING DRIVES

Game	Qtr.	Score	Player	Play	Pl.	Yds.	TOP
New Mexico St.	1	TD	Kenny Turner	18-yard run	4	40	2:12
New Mexico St.	3	TD	Marcus Allen	58-yard pass f/Christian	1	58	0:11
New Mexico St.	4	TD	Todd Lee	16-yard pass f/Christian	3	60	0:53
Missouri	1	TD	De'Vion Moore	17-yard run	9	80	3:16
Missouri	1	FG	Grant Ressel	34-yard field goal	7	20	2:08
Missouri	2	TD	Blaine Gabbert	11-yard run	8	78	2:01
Missouri	3	FG	Grant Ressel	38-yard field goal	12	75	4:56
Missouri	4	TD	T.J. Moe	68-yard pass f/Gabbert	2	88	0:31
Utah State	3	TD	Derrvin Speight	7-yard run	5	17	1:08
Brigham Young	1	TD	JJ DiLuigi	3-yard run	19	78	8:28
Brigham Young	1	TD	Bryan Kariya	2-yard run	5	24	2:40
Brigham Young	3	FG	Mitch Payne	29-yard field goal	8	38	4:13
Brigham Young	4	TD	Bryan Kariya	1-yard run	9	67	4:51
Air Force	2	FG	Erik Soderberg	25-yard field goal	11	62	4:47
Air Force	2	FG	Erik Soderberg	30-yard field goal	9	54	2:09
Air Force	3	TD	Asher Clark	20-yard run	10	73	4:25
Air Force	4	TD	Nathan Walker	4-yard run	16	80	6:51
Air Force	4	TD	Chaz Demerath	7-yard pass f/Jefferson	11	65	1:42
New Mexico	1	FG	Jamaes Aho	46-yard field goal	4	1	0:46
New Mexico	2	FG	James Aho	25-yard field goal	10	72	4:02
New Mexico	3	TD	Lucas Reed	25-yard pass f/Holbrook	9	80	3:23
New Mexico	4	TD	Lucas Reed	18-yard pass f/Gruner	11	81	2:33
Wyoming	2	TD	Zach Bolger	11-yard pass f/Carta-Samuels	2	13	0:49
Wyoming	2	FG	Ian Watts	30-yard field goal	6	2	2:04
Wyoming	2	TD	David Leonard	13-yard padd f/Carta-Samuels	8	41	2:55
Wyoming	3	TD	David Leonard	20-yard pass f/Carta-Samuels	7	80	3:54
Wyoming	4	TD	Carta-Samuels	20-yard run	5	78	2:27
Wyoming	4	TD	Alvester Alexander	17-yard run	3	35	1:24
Colorado State	1	FG	Ben Deline	27-yard field goal	13	68	6:26
Colorado State	2	FG	Ben Deline	33-yard field goal	7	22	2:42
Colorado State	3	TD	Mychal Sisson	88-yard fumble return			no drive
Colorado State	4	TD	Zac Pauga	28-yard pass f/Thomas	9	68	3:05
TCU	1	TD	Jeremy Kerley	37-yard pass f/Dalton	11	80	5:33
TCU	1	TD	Logan Brock	15-yard pass f/Dalton	5	40	2:01
TCU	2	TD	Waymon James	9-yard run	6	63	2:54
TCU	2	TD	Jeremy Kerley	9-yard pass f/Dalton	7	73	2:59
TCU	2	TD	Jeremy Kerley	4-yard pass f/Dalton	6	60	0:55
TCU	3	FG	Ross Evans	36-yard field goal	8	33	3:45
TCU	4	FG	Ross Evans	31-yard field goal	5	-2	1:01
Utah	1	FG	Joe Phillips	32-yard field goal	8	66	3:44
Utah	2	TD	Luke Matthews	57-yard pass f/Wynn	3	63	1:39
Utah	2	TD	Eddie Wide	1-yard run	3	68	1:06
Utah	2	TD	Kendrick Moeai	47-yard pass f/Wynn	5	85	0:37
Utah	4	TD	Matt Asiata	1-yard run	14	79	6:23
Utah	4	TD	Eddie Wide	1-yard run	4	3	1:32

SAN DIEGO STATE POSSESSIONS

Game	Poss.	TD	FG	MFG	Punt	TO	Clock	Downs	3&Out*	PPP
Nicholls State	12	6	2	1	1	1	1	0	1	3.92
New Mexico State	16	5	2	2	4	0	1	2	3	2.56
Missouri	17	3	1	0	10	1	1	1	6	1.41
Utah State	12	5	2	0	3	1	1	0	2	3.42
Brigham Young	11	3	0	1	6	1	0	0	6	1.91
Air Force	12	3	2	1	4	1	1	0	3	2.25
New Mexico	15	3	3	0	7	1	1	0	4	2.00
Wyoming	13	6	2	0	2	2	1	0	4	3.69
Colorado State	13	3	1	0	3	5	1	0	3	1.85
TCU	16	4	0	0	9	2	1	0	12	1.75
Utah	11	5	0	0	3	3	0	0	2	3.09
Totals	148	46	15	5	52	18	9	3	46	

OPPONENT POSSESSIONS

Game	Poss.	TD	FG	MFG	Punt	TO	Clock	Downs	3&Out*	PPP
Nicholls State	12	0	0	2	7	1	1	1	2	0.00
New Mexico State	15	3	0	1	9	1	0	1	7	1.40
Missouri	17	3	2	0	8	3	1	0	6	1.59
Utah State	13	1	0	0	8	1	1	2	4	0.54
Brigham Young	11	3	1	0	4	2	1	0	0	2.18
Air Force	11	3	2	1	3	1	0	1	2	2.27
New Mexico	15	2	2	0	9	2	0	0	8	1.33
Wyoming	15	5	1	0	6	1	1	1	2	2.53
Colorado State	12	1	2	1	3	1	1	3	2	1.00
TCU	17	5	2	2	5	2	1	0	6	2.35
Utah	12	5	1	0	5	0	1	0	1	3.17
Totals	150	31	13	7	67	15	8	9	40	

2010 MISCELLANEOUS STATISTICS

SAN DIEGO STATE BIG PLAYS (20+ YARDS)

Game	Player	Type	Down & Dis.	Yards
Missouri	Ronnie Hillman	Run	2-9	*93
Utah	Vincent Brown f/Lindley	Pass	3-10	*90
Utah State	Vincent Brown f/Lindley	Pass	2-12	*82
Missouri	Ronnie Hillman	Run	3-6	*75
Nicholls State	DeMarco Sampson f/Lindley	Pass	1-10	*71
Air Force	Ronnie Hillman	Run	1-10	*65
Utah State	Vincent Brown f/Lindley	Pass	1-10	*65
Wyoming	DeMarco Sampson f/Lindley	Pass	1-10	*59
Air Force	DeMarco Sampson f/Lindley	Pass	3-7	59
New Mexico St.	Brandon Sullivan f/Lindley	Pass	3-8	57
Wyoming	DeMarco Sampson f/Lindley	Pass	1-10	*56
New Mexico St.	Vincent Brown f/Lindley	Pass	1-10	55
Wyoming	Vincent Brown f/Lindley	Pass	1-10	53
TCU	Vincent Brown f/Lindley	Pass	1-10	50
TCU	Vincent Brown f/Lindley	Pass	2-6	49
Wyoming	Vincent Brown f/Lindley	Pass	3-12	47
Utah	DeMarco Sampson f/Lindley	Pass	1-10	46
Nicholls State	Walter Kazee	Run	2-9	*46
Utah State	Gavin Escobar f/Lindley	Pass	1-10	45
Air Force	Ronnie Hillman	Run	1-10	*44
New Mexico St.	Davon Brown	Run	2-7	44
New Mexico St.	Ronnie Hillman	Run	1-10	*44
TCU	Vincent Brown f/Lindley	Pass	2-21	42
New Mexico	DeMarco Sampson f/Lindley	Pass	1-10	*40
New Mexico	DeMarco Sampson f/Lindley	Pass	1-10	*40
Brigham Young	Ronnie Hillman	Run	1-10	38
Air Force	DeMarco Sampson f/Lindley	Pass	3-19	36
Brigham Young	Vincent Brown f/Lindley	Pass	1-10	36
TCU	Vincent Brown f/Lindley	Pass	1-10	*35
New Mexico St.	DeMarco Sampson f/Lindley	Pass	1-10	35
TCU	Vincent Brown f/Lindley	Pass	3-7	*33
New Mexico	DeMarco Sampson f/Lindley	Pass	1-10	32
New Mexico	DeMarco Sampson f/Lindley	Pass	1-10	*32
Air Force	Vincent Brown f/Lindley	Pass	3-10	32
Missouri	Brandon Sullivan f/Lindley	Pass	1-10	31
Nicholls State	DeMarco Sampson f/Lindley	Pass	1-10	31
Air Force	Brandon Sullivan f/Lindley	Pass	1-10	29
Nicholls State	Dominique Sandifer f/Lindley	Pass	3-6	29
Wyoming	Vincent Brown f/Lindley	Pass	2-16	28
Utah State	Bryce Quigley f/Lindley	Pass	4-1	*28
Missouri	Walter Kazee f/Lindley	Pass	1-10	28
Nicholls State	Gavin Escobar f/Lindley	Pass	2-11	27
Colorado State	Ronnie Hillman	Rush	2-5	25
Colorado State	Brandon Sullivan f/Lindley	Pass	1-10	25
New Mexico	Vincent Brown f/Lindley	Pass	3-4	24
Air Force	Ronnie Hillman	Run	2-10	23
Air Force	Dominique Sandifer f/Lindley	Pass	1-10	22
New Mexico St.	Ronnie Hillman	Run	1-10	22
Utah	Dominique Sandifer f/Lindley	Pass	3-8	21
TCU	Ronnie Hillman	Run	1-10	21
New Mexico	Vincent Brown f/Lindley	Pass	3-8	21
New Mexico	Vincent Brown f/Lindley	Pass	3-8	21
Brigham Young	Vincent Brown f/Lindley	Pass	1-10	21
Utah State	Brandon Sullivan f/Lindley	Pass	3-4	21
Utah State	DeMarco Sampson f/Lindley	Pass	2-10	21
Utah State	Vincent Brown f/Lindley	Pass	1-10	21
Missouri	DeMarco Sampson f/Lindley	Pass	1-10	21
Nicholls State	Davon Brown	Run	1-10	*21
Utah	Ronnie Hillman f/Lindley	Pass	2-15	20
Utah	Vincent Brown f/Lindley	Pass	2-8	20
Utah	Gavin Escobar f/Lindley	Pass	1-10	20
Missouri	DeMarco Sampson f/Lindley	Pass	1-10	20
New Mexico St.	Vincent Brown f/Lindley	Pass	3-11	20
Nicholls State	DeMarco Sampson f/Lindley	Pass	1-10	20

OPPONENT BIG PLAYS (20+ YARDS)

Game	Player	Type	Down & Dis.	Yards
Missouri	T.J. Moe f/Gabbert	Pass	1-10	*68
New Mexico St.	Marcus Allen f/Christian	Pass	1-10	*58
Utah	Luke Matthews f/Wynn	Pass	3-4	*57
Wyoming	Alvester Alexander	Run	1-10	49
Utah	Kendrick Moeai	Pass	1-10	*47
Brigham Young	JJ Di Luigi	Run	3-2	46
Utah	Jereme Brooks f/Wynn	Pass	1-10	44
Utah	Matt Asiata	Run	2-10	42
Utah	Reggie Dunn f/Wynn	Pass	2-8	42
Utah	Eddie Wide	Run	1-10	39
TCU	Jeremy Kerley f/Dalton	Pass	4-5	*38
Air Force	Kyle Halderman f/Jefferon	Pass	3-9	36
Colorado State	Byron Steele f/Thomas	Pass	3-15	31
Brigham Young	JJ Di Luigi	Run	2-5	31
Wyoming	Austyn Carta-Samuels	Run	3-2	30
TCU	Bart Johnson f/Dalton	Pass	3-4	29
TCU	Waymon James	Run	1-10	28
Colorado State	Zac Pauga f/Thomas	Pass	1-10	*28
Missouri	Brandon Gerau f/Gabbert	Pass	2-10	28
New Mexico St.	Marcus Allen f/Christian	Pass	1-10	27
Colorado State	Matt Yemm f/Thomas	Pass	3-20	26
Colorado State	Tyson Liggett f/Thomas	Pass	3-13	26
New Mexico	Reed f/Holbrook	Pass	2-15	26
Missouri	Michael Engnew f/Gabbert	Pass	1-10	26
Nicholls State	LaQuint Caston	Run	2-17	26
New Mexico	Reed f/Holbrook	Pass	2-G	*25
New Mexico	Williams f/Holbrook	Pass	2-8	25
Utah State	Dontel Watkins f/Borel	Pass	3-31	25
Air Force	Tim Jefferson	Run	1-10	24
New Mexico	Hernandez f/Holbrook	Pass	1-10	23
Brigham Young	Marcus Matthews f/Heaps	Pass	3-7	23
Utah State	Mikhail Morgan f/Borel	Pass	2-10	23
Utah	Eddie Wide f/Wynn	Pass	2-10	22
Wyoming	Mazi Ogbonna f/Carta-Samuels	Pass	2-5	22
New Mexico St.	Preston f/Christian	Pass	2-12	22
New Mexico St.	Matt Christian	Run	1-10	22
New Mexico St.	Todd Lee	Run	1-10	22
Air Force	Jon Warzeka f/Jefferon	Pass	3-10	21
Missouri	Michael Engnew f/Gabbert	Pass	1-10	21
Wyoming	Austyn Carta-Samuels	Run	4-1	*20
Wyoming	David Leonard f/Carta-Samuels	Pass	2-1	20
Air Force	Aher Clark	Run	1-10	*20
Air Force	Asher Clark	Run	1-10	20
Missouri	T.J. Moe f/Gabbert	Pass	2-10	20
Missouri	Jerrell Jackson f/Gabbert	Pass	1-10	20
New Mexico St.	Todd Lee f/Christian	Pass	3-11	20

SAN DIEGO STATE BIG PLAYS (20+ YARDS)

Name	Total	Rushing	Receiving	20-29	30-39	40-49	50-59	60-69	70-79	80-89	90-99
Vincent Brown	20	0	20	8	4	2	3	1	0	1	1
DeMarco Sampson	16	0	16	4	5	3	3	0	1	0	0
Ronnie Hillman	11	10	1	5	1	2	0	1	1	0	1
Brandon Sullivan	6	0	6	3	1	1	1	0	0	0	0
Gavin Escobar	3	0	3	2	0	1	0	0	0	0	0
Dominique Sandifer	3	0	3	3	0	0	0	0	0	0	0
Davon Brown	2	2	0	1	0	1	0	0	0	0	0
Walter Kazee	2	1	1	1	0	1	0	0	0	0	0
Bryce Quigley	1	0	1	1	0	0	0	0	0	0	0
TOTALS	64	13	51	28	11	11	7	2	2	1	2

LAST TIME IT HAPPENED

TEAM

San Diego State

Scored, 60 or More PointsNov. 3, 1990, vs. Utah (66)
 Scored, 50 or More PointsSept. 22, 2007 vs. Portland State (52)
 Scored, 40 or More PointsOct. 30, 2010, at Wyoming* (48)

Total Offense, 600 Yards or MoreSept. 27, 2008, vs. Idaho (603)
 Total Offense, 500 Yards or MoreNov. 20, 2010 vs. No. 25 Utah* (587)
 Total Offense, 400 Yards or MoreNov. 20, 2010 vs. No. 25 Utah* (587)

Total Offense, 85 or More PlaysDec. 3, 2005, at Hawai'i (88)
 Total Offense, 75 or More PlaysNov. 20, 2010 vs. No. 25 Utah* (75)

30 or More First DownsDec. 3, 2005, at Hawai'i (31)
 25 or More First DownsNov. 20, 2010 vs. No. 25 Utah* (29)

Rushing, 400 Yards or MoreNov. 14, 1991, vs. Pacific (430)
 Rushing, 300 Yards or MoreOct. 6, 2001, vs. Eastern Illinois (356)
 Rushing, 70 or More AttemptsNov. 17, 1979, vs. Texas-El Paso (71)
 Rushing, 60 or More AttemptsNov. 15, 1980, at Texas-El Paso (67)
 Rushing, 50 or More AttemptsOct. 1, 2005, vs. Brigham Young (55)
 Rushing, 7 or More TouchdownsSept. 14, 1991, vs. Pacific (7)
 Rushing, 6 or More TouchdownsOct. 5, 1991, at Hawai'i (6)
 Rushing, 5 or More TouchdownsOct. 19, 1996, at New Mexico (5)
 Rushing, 4 or More TouchdownsSept. 11, 2010, at New Mexico State (4)

Passing, 500 Yards or MoreNov. 20, 2010 vs. No. 25 Utah* (528)
 Passing, 400 Yards or MoreNov. 20, 2010 vs. No. 25 Utah* (528)
 Passing, 300 Yards or MoreNov. 20, 2010 vs. No. 25 Utah* (528)
 Passing, 50 or More AttemptsNov. 20, 2010 vs. No. 25 Utah* (54)
 Passing, 40 or More AttemptsNov. 20, 2010 vs. No. 25 Utah* (54)
 Passing, 30 or More AttemptsNov. 20, 2010 vs. No. 25 Utah* (54)
 Passing, 30 or More CompletionsNov. 20, 2010 vs. No. 25 Utah* (36)
 Passing, 25 or More CompletionsNov. 20, 2010 vs. No. 25 Utah* (36)
 Passing, 20 or More CompletionsNov. 20, 2010 vs. No. 25 Utah* (36)
 Passing, 6 or More TouchdownsOct. 24, 2009, at Colorado State* (6)
 Passing, 5 or More TouchdownsOct. 24, 2009, at Colorado State* (6)

Shut OutSept. 4, 2010, vs. Nicholls State (W, 47-0)
 Shut Out Through 3 QuartersSept. 4, 2010, vs. Nicholls State (W, 47-0)
 Shut Out Through HalftimeSept. 25, 2010, vs. Utah State (W, 41-7)
 Shut Out Through 1 QuarterOct. 16, 2010, vs. No. 23 Air Force (W, 27-25)

Recorded a SafetyOct. 31, 2009, vs. New Mexico (W, 23-20)
 Allowed No Offensive TouchdownsSept. 4, 2010, vs. Nicholls State (W, 47-0)

Allowed 200 Yards or Less Total OffenseSept. 4, 2010, vs. Nicholls State (171)
 Allowed 100 Yards or Less Total OffenseSept. 19, 1970, at North Texas State (59)

Allowed 50 Yards or Less RushingNov. 6, 2010, vs. Colorado State* (31)
 Allowed 100 Yards or Less RushingNov. 6, 2010, vs. Colorado State* (31)
 Allowed 100 Yards or Less PassingSept. 4, 2010, vs. Nicholls State (83)

Allowed 10 First Downs or FewerSept. 9, 2003, at No. 2/2 Ohio State (10)

Did Not Commit a TurnoverSept. 11, 2010, at New Mexico State (0)
 Recorded 6 or More TurnoversSept. 13, 2003, at Texas-El Paso (6)
 Recorded 5 or More TurnoversNov. 6, 2010, vs. Colorado State* (5)
 Intercepted 5 or More PassesNov. 17, 2001, vs. Wyoming (6)
 Intercepted 4 or More PassesAug. 31, 2006, vs. Texas-El Paso (4)
 Intercepted 3 or More PassesSept. 12, 2009, vs. Southern Utah (3)
 Recovered 4 FumblesSept. 27, 2003, at UCLA (4)
 Recovered 3 FumblesDec. 3, 2005, at Hawai'i (3)

Scored a Defensive TouchdownNov. 13, 2010 at No. 3/3 TCU*
 Recorded 10 or More Tackles For LossNov. 6, 2010, vs. Colorado State* (13.0)
 Recorded 5 or More SacksNov. 6, 2010, vs. Colorado State* (5.0)
 No PenaltiesNov. 3, 1973, at San Jose State (0)
 Time of Possession, 35 plus minutesOct. 24, 2009, at Colorado State (35:18)

Opponent

Nov. 15, 2008 vs. No. 7/8 Utah (63)
 Nov. 7, 2010 vs. No. 4/6 TCU* (55)
 Nov. 13, 2010 at No. 3/3 TCU* (40)

Nov. 24, 2007, vs. TCU* (694)
 Nov. 20, 2010 vs. No. 25 Utah* (500)
 Nov. 20, 2010 vs. No. 25 Utah* (500)

Nov. 13, 2010 at No. 3/3 TCU* (90)
 Nov. 13, 2010 at No. 3/3 TCU* (90)

Nov. 15, 2008, vs. No.8/7 Utah* (30)
 Nov. 13, 2010 at No. 3/3 TCU* (27)

Oct. 11, 2008, vs. Air Force* (401)
 Oct. 16, 2010, vs. No. 23 Air Force (312)

Oct. 16, 2010, vs. No. 23 Air Force (62)
 Nov. 13, 2010 at No. 3/3 TCU* (54)

Nov. 16, 1996, at UNLV* (503)
 Sept. 22, 2007, vs. Portland State (445)
 Sept. 18, 2010, at No. 25 Missouri (351)
 Sept. 18, 2010, at No. 25 Missouri (51)
 Nov. 6, 2010, vs. Colorado State* (41)
 Nov. 20, 2010 vs. No. 25 Utah* (34)

Sept. 18, 2010, at No. 25 Missouri (28)
 Nov. 20, 2010 vs. No. 25 Utah* (21)

Nov. 18, 2006, at TCU* (L, 0-52)
 Nov. 21, 2009, at No. 23/23 Utah* (L, 7-38)
 Nov. 21, 2009, at No. 23/23 Utah* (L, 7-38)
 Nov. 6, 2010, vs. Colorado State* (W, 24-19)

Aug. 30, 2008, vs. Cal Poly (L, 27-29)
 Sept. 13, 2008, at San Jose State (L, 10-35)

Oct. 11, 2008, vs. Air Force* (165)
 Oct. 4, 2008, at TCU*(85)

Nov. 13, 2010 at No. 3/3 TCU* (38)
 Nov. 20, 2010 vs. No. 25 Utah* (59)
 Oct. 4, 2008, at TCU* (98)

Nov. 13, 2010 at No. 3/3 TCU* (7)

Nov. 13, 2010 at No. 3/3 TCU* (40:51)

INDIVIDUAL

Rushing, 300 Yards or More300, by Marshall Faulk vs. Hawai'i, W - 52-28, Nov. 14, 1992
 Rushing, 200 Yards or More228, by Ronnie Hillman at No. 25 Missouri, L - 24-27, Sept. 18, 2010
 Rushing, 150 Yards or More151, by Ronnie Hillman vs. Colorado State, W - 24-19, Nov. 6, 2010
 Rushing, 100 Yards or More151, by Ronnie Hillman vs. Colorado State, W - 24-19, Nov. 6, 2010
 Rushing, 40 Times or More40, by Lynell Hamilton vs. Wyoming, W - 25-20, Oct. 25, 2003
 Rushing, 35 Times or More40, by Lynell Hamilton vs. Wyoming, W - 25-20, Oct. 25, 2003
 Rushing, 30 Times or More31, by Ronnie Hillman vs. Colorado State, W - 24-19, Nov. 6, 2010
 Rushing, 25 Times Or More31, by Ronnie Hillman vs. Colorado State, W - 24-19, Nov. 6, 2010
 Rushing, 4 Touchdowns or More4, Ronnie Hillman at New Mexico State, W - 41-21, Sept. 11, 2010

LAST TIME IT HAPPENED

Rushing, 3 Touchdowns or More	.3, Brandon Sullivan at Wyoming, W - 48-38, Oct. 30, 2010
Rushing, 2 Touchdowns or More	.3, Brandon Sullivan at Wyoming, W - 48-38, Oct. 30, 2010
Had a run of 80 yards or more	93, by Ronnie Hillman at No. 25 Missouri, L - 24-27, Sept. 18, 2010
Had a run of 70 yards or more	93, by Ronnie Hillman at No. 25 Missouri, L - 24-27, Sept. 18, 2010
Had a run of 60 yards or more	65, by Ronnie Hillman vs. No. 23 Air Force, W - 27-25, Oct. 16, 2010
Had a run of 50 yards or more	65, by Ronnie Hillman vs. No. 23 Air Force, W - 27-25, Oct. 16, 2010

Passing, 500 Yards or More	.528, Ryan Lindley vs. No. 25 Utah, L - 34-38, Nov. 20, 2010
Passing, 400 Yards or More	.528, Ryan Lindley vs. No. 25 Utah, L - 34-38, Nov. 20, 2010
Passing, 300 Yards or More	.528, Ryan Lindley vs. No. 25 Utah, L - 34-38, Nov. 20, 2010
Attempted 50 or more passes	.54, Ryan Lindley vs. No. 25 Utah, L - 34-38, Nov. 20, 2010
Attempted 40 or more passes	.54, Ryan Lindley vs. No. 25 Utah, L - 34-38, Nov. 20, 2010
Attempted 30 or more passes	.54, Ryan Lindley vs. No. 25 Utah, L - 34-38, Nov. 20, 2010
Completed 40 or more passes	.40, Todd Santos vs. Stanford, L 40-44, Oct. 17, 1987
Completed 35 or more passes	.36, Ryan Lindley vs. No. 25 Utah, L - 34-38, Nov. 20, 2010
Completed 30 or more passes	.36, Ryan Lindley vs. No. 25 Utah, L - 34-38, Nov. 20, 2010
Threw six touchdown passes	.6, Ryan Lindley at Colorado State, W - 42-28, Oct. 24, 2009
Threw five touchdown passes	.6, Ryan Lindley at Colorado State, W - 42-28, Oct. 24, 2009
Threw four touchdown passes	.4, Ryan Lindley vs. No. 25 Utah, L - 34-38, Nov. 20, 2010
Threw three touchdown passes	.4, Ryan Lindley vs. No. 25 Utah, L - 34-38, Nov. 20, 2010
Completed a pass of 80 yards or more	.90, Vincent Brown from Ryan Lindley vs. No. 25 Utah, L - 34-38, Nov. 20, 2010
Completed a pass of 70 yards or more	.90, Vincent Brown from Ryan Lindley vs. No. 25 Utah, L - 34-38, Nov. 20, 2010
Completed a pass of 60 yards or more	.90, Vincent Brown from Ryan Lindley vs. No. 25 Utah, L - 34-38, Nov. 20, 2010
Completed a pass of 50 yards or more	.90, Vincent Brown from Ryan Lindley vs. No. 25 Utah, L - 34-38, Nov. 20, 2010

RECEIVING

Caught 15 or more passes	.15, DeMarco Sampson at Colorado State, W - 42-28, Oct. 24, 2009
Caught 10 or more passes	.12, DeMarco Sampson vs. No. 25 Utah, L - 34-38, Nov. 20, 2010
Had 200 or more yards receiving	.257, DeMarco Sampson at Colorado State, W - 42-28, Oct. 24, 2009
Had 150 or more yards receiving	.184, Vincent Brown and 154, De Marco Sampson vs. No. 25 Utah, L - 34-38, Nov. 20, 2010
Had 100 or more yards receiving	.184, Vincent Brown and 154, De Marco Sampson vs. No. 25 Utah, L - 34-38, Nov. 20, 2010
Had two 100-yard receivers	.184, Vincent Brown and 154, De Marco Sampson vs. No. 25 Utah, L - 34-38, Nov. 20, 2010
Caught three or more TDs	.3, Vincent Brown vs. No. 25 Utah, L - 34-38, Nov. 20, 2010
Caught two or more TDs	.3, Vincent Brown vs. No. 25 Utah, L - 34-38, Nov. 20, 2010

TOTAL OFFENSE

Had 500 or more yards total offense	.518, Ryan Lindley vs. No. 25 Utah, L - 34-38, Nov. 20, 2010
Had 400 or more yards total offense	.518, Ryan Lindley vs. No. 25 Utah, L - 34-38, Nov. 20, 2010
Had 100 yards both passing and rushing	.229 (passing), 101 (rushing), Kevin O'Connell at Brigham Young, L, 16-49, Nov. 6, 2004

SCORING

Accounted for four or more TDs	.4, Ryan Lindley vs. No. 25 Utah, L - 34-38, Nov. 20, 2010
Accounted for three or more TDs	.4, Ryan Lindley and 3, Vincent Brown vs. No. 25 Utah, L - 34-38, Nov. 20, 2010

RETURNS

Returned a fumble for a touchdown	.0, Jerome Long at No. 3/3 TCU, L - 35-45, Nov. 13, 2010
Returned an interception for a touchdown	.55, Luke Laolagi at UNLV, L - 24-28, Nov. 28, 2009
Returned a kickoff for a touchdown	.93, Davion Mauldin vs. Colorado State, L - 34-38, Oct. 25, 2008
Returned a punt for a touchdown	.87, Kyle Conerly vs. UNLV, W - 31-21, Oct. 26, 2002
Returned a two-point conversion	.Leon McFadden vs. Southern Utah, W - 35-19, Sept. 12, 2009
Returned a blocked punt for a touchdown	.Freddy Keiaho vs. New Mexico, L - 24-47, Oct. 22, 2005
Returned a blocked field goal for a touchdown	.Has not happened since start of 2003 season

DEFENSE

Intercepted two or more passes	.2, Donny Baker vs. UTEP, L - 27-34, Aug. 31, 2006
Recovered three or more fumbles	.Never
Recovered two or more fumbles	.2, Kirk Morrison at New Mexico, Nov. 9, 2002
Recorded 15 or more tackles	.21, Corey Boudreaux and 18, Andrew Preston, vs. Air Force, L - 10-35, Oct. 11, 2008
Recorded 10 or more tackles	.12, Andrew Preston at No. 3/3 TCU, L - 35-40, Nov. 13, 2010
Recorded two quarterback sacks in a game	.2, Miles Burris vs. Colorado State, W - 24-19, Nov. 6, 2010
Recorded three or more quarterback sacks in a game	.3, Heath Farwell vs. Nevada, W - 27-10, Sept. 25, 2004

SPECIAL TEAMS

Scored 15 or more points kicking	.16, Tommy Kirovski at Hawaii, L - 40-41, Dec. 7, 2002
Scored 10 or more points kicking	.12, Abel Perez at Wyoming, W - 48-38, Oct. 30, 2010
Kicked five or more field goals	.Never
Kicked four or more field goals	.4, J.C. Mejia vs. Wyoming, W - 25-20, Oct. 25, 2003
Kicked two field goals of 50 or more yards	.51 and 50, Chris O'Brien vs. New Mexico, Nov. 17, 1984
Kicked a 50-yard field goal	.50, Garrett Palmer at Arizona State, L - 13-34, Sept. 15, 2007
Kicked a punt 70 or more yards	.89, Brian Stahovich at Wyoming, W - 48-38, Oct. 30, 2010
Kicked a punt 60 or more yards	.89, Brian Stahovich at Wyoming, W - 48-38, Oct. 30, 2010
Punted nine or more times	.9, Brian Stahovich at No. 3/3 TCU, L - 35-40, Nov. 13, 2010
Totaled 100 or more kick return yards	.122, Brandon Davis at New Mexico, W - 30-20, Oct. 23, 2010
Totaled 100 or more punt return yards	.107, Kyle Conerly vs. UNLV, W, 31-21, Oct. 26, 2002
Blocked a punt	.Freddy Dunkle vs. Colorado State, W - 17-6, Dec. 2, 2006
Blocked a field goal	.Jerome Long vs. Colorado State, W - 24-19, Nov. 6, 2010
Blocked a PAT	.Leon McFadden vs. Southern Utah, W - 35-19, Sept. 12, 2009