



*Brandon Heath scored 37 points at UNLV in 2005, which still stands as a San Diego State record for most points in a Mountain West game.*

## Inside:

Team Records	110
Team Season Records	112
Individual Game Records	114
Top Game Performances	116
Miscellaneous Records	118
Individual Season Records	120
Individual Career Records	123
Freshman Season Records	126
Mountain West Records	127
Viejas Arena Records	129

# Team Records



FOUR CONSECUTIVE NCAA TOURNAMENT APPEARANCES ► SEVEN-TIME MOUNTAIN WEST CHAMPIONS

## Team Single-Game

### Points

#### Most Game

140 vs. Chapman (140-37), Jan. 15, 1954

#### Most Division I Game

138 vs. U.S. International (138-93), Feb. 20, 1986

#### Most Conference Game

115 vs. San Jose State (115-102), Feb. 12, 1971

#### Most Mountain West Game

98 at TCU (98-92, ot), March 3, 2012

#### Most Game/Both Teams

231 vs. U.S. International (138-93), Feb. 20, 1986 and vs. UNLV (113-118), Dec. 11, 1976

#### Most Conference Game/Both Teams

217 vs. San Jose State (115-102), Feb. 12, 1971

#### Most Mountain West Game/Both Teams

191 at Colorado State (89-102), March 3, 2003

#### Fewest Points/Game

3 vs. Alumni (3-24) at Stanford, Dec. 26, 1921

#### Fewest Points/Division I Game,

#### Fewest Points/Conference Game and

#### Fewest Points/Mountain West Game

38 at Utah (38-86), Feb. 11, 1999

### Rebounding

#### Most Game

75 vs. Portland State (86-53), Dec. 15, 1972

#### Most Mountain West Game

50 at TCU (98-92, ot), March 3, 2012, at Air Force (70-58), Feb. 19, 2011, vs. Utah (85-53), Feb. 8, 2011 and at New Mexico (73-68, ot), Feb. 20, 2007

### Field Goal Shooting

#### Most Field Goals/Game

56 vs. Chapman (140-37), Jan. 15, 1954 and Morgan State (128-68), Dec. 1, 1984

#### Most Field Goals/Mountain West Game

35 vs. Wyoming (96-57), Jan. 29, 2011

#### Most Field Goals Attempted/Game

109 vs. Brigham Young (91-123), Jan. 24, 1980

#### Most Field Goals Att./Mountain West Game

90 at Colorado State (82-92, 2ot), Jan. 24, 2004

#### Highest Field Goal Percentage/Game

74.1 percent (43-of-58) vs. UC Santa Barbara (96-70), March 2, 1978

#### Highest Field Goal Pct./Mountain West Game

68.2 percent (30-of-44) vs. Wyoming (79-51), Feb. 19, 2013

### Free Throw Shooting

#### Most Free Throws Made/Game

38 vs. Westmont (106-91), Dec. 10, 1992

#### Most Free Throws Made/Mountain West Game

33 vs. UNLV (91-93, ot), Feb. 12, 2005

#### Highest Free Throw Percentage/Game

100.0 percent (13-of-13) vs. Fresno State, Feb. 16, 1978

#### Highest Free Throw Pct./Mountain West Game

100.0 percent (12-of-12) at Air Force, Jan. 11, 2003

### Three-Point Field Goals

#### Most Three-Point Field Goals/Game

17 vs. Wyoming (33 att.) (96-57), Jan. 29, 2011

#### Most Three-Point FGs/Mountain West Game

17 vs. Wyoming (33 att.) (96-57), Jan. 29, 2011

#### Highest Three-Point Field Goal Percentage/Game

76.9 percent (10-of-13) vs. Southern Miss (79-51), Nov. 20, 2005 (min: 12 att.); 81.8 pct (9-of-11) vs. UCSD, Nov. 15, 2007 (min: 11 att)

#### Highest Three-Point FG Pct./Mountain West Game

69.2 percent (9-of-13) vs. New Mexico (75-69), Jan. 25, 2006 (min: 12 att.)

### Other Statistics

#### Most Assists/Game

34 vs. Portland State (110-80), Jan. 10, 1976

#### Most Assists/Mountain West Game

23 at Wyoming (83-85), Jan. 9, 2010 and vs. Colorado State (86-62), March 1, 2008

#### Most Steals/Mountain West Game

15 vs. Wyoming (81-88), Jan. 22, 2005

#### Most Turnovers/Game

46 at Lamar (65-90), Dec. 22, 1992

#### Most Turnovers/Mountain West Game

28 vs. UNLV (79-80), Jan. 26, 2002

#### Fewest Turnovers/Mountain West Game

4 vs. Utah (85-53), Feb. 8, 2011

#### Most Blocked Shots/Mountain West Game

11 vs. Wyoming (96-57), Jan. 29, 2011 and vs. Wyoming (85-88), Jan. 21, 2002

## Team Single-Season

### Wins/Losses

#### Most Wins/Season

34 in 2010-11 (34-3)

#### Most Wins/Division I Season

34 in 2010-11 (34-3)

#### Most Wins/Conference Season

14 in 2010-11 (14-2/MWC)

#### Most Wins/Mountain West Season

14 in 2010-11 (14-2)

#### Fewest Losses/Season

2 in 1931-32 (13-2-1)

#### Fewest Losses/Division I Season

3 in 2010-11 (34-3)

#### Fewest Losses/Conference Season

0 in 1922-23 (6-0/SCJC) and 1924-25 (6-0/SCJC)

#### Fewest Losses/Division I Conference Season

2 in 2010-11 (14-2/MWC)

#### Most Games Played/Season

37 in 2010-11 (34-3)

### Points

#### Most Points Scored/Season

2,660 in 2010-11 (71.9 points per game)

#### Highest Scoring Average/Season

86.9 in 1970-71 (2,261 points in 26 games)

#### Highest Scoring Margin/Division I Season

+12.6 in 2010-11 (34-3)

#### Fewest Points Scored/Division I Season

1,745 in 1998-99 and 1999-00

#### Lowest Scoring Average/Division I Season

62.3 in 1999-00 (1,745 points in 28 games)

#### Lowest Scoring Margin/Division I Season

-13.1 in 1991-92 (2-26)

### Rebounds

#### Most Rebounds/Season

1,476 in 1966-67 (50.9 per game)

#### Most Rebounds/Division I Season

1,396 in 2010-11 (37.7 per game)

#### Highest Rebound Average/Season

53.2 in 1971-72 (1,489 in 28 games)

#### Highest Rebound Margin/Division I Season

+6.7 in 2010-11

#### Lowest Rebound Margin/Division I Season

-7.6 in 1998-99

### Field Goal Shooting

#### Most Field Goals/Season

991 in 2010-11 (34-3)

#### Most Field Goals Attempted/Season

2,141 in 2010-11 (34-3)

#### Highest Field Goal Percentage/Season

50.8 percent (919-of-1,810) in 1977-78 (19-9)

### Free Throw Shooting

#### Most Free Throws Made/Season

606 in 1955-56

#### Most Free Throws Made/Division I Season

558 in 2005-06 (24-9)

#### Most Free Throws Attempted/Division I Season

804 in 1984-85 (23-8)

#### Highest Free Throw Percentage/Season

73.5 percent (431-of-586) in 1968-69 (10-15)

#### Highest Free Throw Percentage/Division I Season

72.8 percent (558-of-767) in 2005-06 (24-9)

### Three-Point Field Goal Shooting

#### Most Three-Point Field Goals/Season

223 in 2010-11 (34-3)

#### Most Three-Point Field Goal Attempts/Season

639 in 2010-11 (34-3)

#### Highest Three-Point FG Percentage/Season

43.7 percent (131-of-300) in 1987-88 (12-17)

### Other Statistics

#### Most Assists/Season

602 in 1977-78 (21.5 assists per game) (19-9)

#### Highest Assist Average/Season

21.5 in 1977-78 (602 assists in 28 games) (19-9)

#### Most Steals/Season

287 in 2008-09 (36 games) (26-10)

#### Most Blocked Shots/Season

170 in 2010-11 (37 games) (34-3)

### Streaks and Miscellaneous

#### Highest Average Home Attendance

12,414 in 2012-13 (14-1)

#### Longest Winning Streak/Season

20 games in 2010-11 (34-3)

#### Longest Winning Streak/Division I Season

20 games in 2010-11 (34-3)

#### Longest Home Court Win Streak/Division I Season

16 games in 1981-82 (total streak was 17 games when including final home game of 1980-81)

#### Longest Home Court Win Streak/Viejas Arena

18 games from Feb. 2, 2010-Feb. 16, 2011 (broken: Feb. 26, 2011) (final five home games of 2009-10 season and first 13 home games of 2010-11)

# Team Records/Streaks



FOUR CONSECUTIVE NCAA TOURNAMENT APPEARANCES ► SEVEN-TIME MOUNTAIN WEST CHAMPIONS

## Largest Margin of Victory

Pl.	Opponent	Date	Score	Margin
1.	Chapman	1-15-54	140-37	103
2.	Morgan State	12-1-84	128-68	60
3.	Southern Cal College	12-2-98	103-49	54
4.	Redlands	12-30-11	94-43	51
	Cal Tech	1-21-39	65-14	51
6.	Cal State Fullerton	2-10-70	112-66	46
7.	UC San Diego	11-27-01	98-53	45
	U.S. International	2-20-86	138-93	45
	Fullerton JC	2-7-25	51-6	45
10.	Cal State Northridge	2-24-67	102-58	44

## Worst Defeats

Pl.	Opponent	Date	Score	Margin
1.	at Utah	2-11-99	38-86	48
2.	at Southern California	11-17-98	54-101	47
	at Stanford	2-24-97	50-97	47
4.	at Alabama-Birmingham	12-23-89	46-91	45
	at Wyoming	2-7-81	57-102	45
6.	TCU	1-17-98	61-105	44
	at Utah State	12-17-62	57-101	44
	Firestones	1-6-34	22-66	44
9.	at Brigham Young	2-27-82	66-106	40
10.	at Occidental	2-1-29	15-54	39

## Highest Scoring Games

Pl.	Opponent	Date	Score	Total Pts.
1.	U.S. International	2-20-86	138-93	231
	UNLV	12-11-76	113-118	231
3.	U.S. International	2-27-91	123-103	226
4.	San Jose State	2-12-71	115-102	217
5.	Brigham Young	1-24-80	91-123	214
6.	at New Mexico	12-20-76	104-107	211
7.	North Texas State	1-3-77	100-108	208
8.	at Cal Poly-SLO	2-20-54	110-96	206
9.	U.S. International	2-10-90	108-97	205

## Lowest Scoring Games

Since 1971

Pl.	Opponent	Date	Score	Total Pts.
1.	San Diego	12-10-81	41-36	77
2.	Fresno State	2-16-78	45-41	86
3.	Air Force	2-6-08	49-38	87
4.	New Mexico	1-26-13	55-34	89
	at Air Force	3-8-08	43-46	89
6.	at Arizona	12-23-82	44-46	90
	at UC Irvine	2-18-78	48-42	90
8.	San Diego	12-9-82	47-45	92
	Fresno State	3-2-77	51-41	92
10.	at Wyoming	1-24-12	52-42	94

## Longest Winning Streaks

Pl.	Began	Ended	Team to End Streak	Games
1.	11-13-10	1-26-11	Brigham Young - L, 58-71	20
2.	12-9-55	1-28-56	Fresno State - L, 86-88	13
3.	11-13-12	12-25-12	Arizona - L, 67-68	11
	12-4-11	1-28-12	Colorado State - L, 60-77	11
5.	12-23-66	2-3-67	Nevada Southern - L, 64-68	9
6.	11-10-07	11-29-07	Western Michigan - L, 73-84	8
	1-11-06	2-11-06	Utah - L, 65-67	8
	11-29-84	12-28-84	TCU - L, 70-72	8
	2-3-68	3-8-68	UC Irvine - L, 69-78	8
	2-7-58	3-4-58	Fresno State - ot-L, 73-76	8

## Longest Conference Winning Streaks

Pl.	Began	Ended	Team to End Streak	Games
1.	1-11-06	2-11-06	Utah - L, 65-67	8

	2-26-66	2-18-67	Fresno State - L, 62-76	8
3.	1-29-11	2-26-11	Brigham Young - L, 67-80	7
	2-9-78	3-3-78	Cal State Fullerton - L, 50-64	7
	2-9-68	1-9-70	Long Beach State - L, 56-60	7
6.	1-23-82	2-18-82	Texas-El Paso - L, 60-62	6
	2-28-74	2-8-75	San Jose State - L, 73-77	6
	2-7-58	3-4-58	Fresno State - ot-L, 73-76	6
9.	1-5-11	1-26-11	Brigham Young - L, 58-71	5
	1-27-07	2-17-07	Wyoming - L, 71-80	5
	3-3-84	1-18-85	New Mexico - L, 85-94	5

## Longest Home Court Winning Streaks

Pl.	Began	Ended	Team to End Streak	Games
1.	1-29-66	1-5-68	Cal Poly-Pomona - L, 72-75	22
2.	2-2-10	2-26-11	Brigham Young - L, 67-80	18
3.	3-7-81	3-6-82	Wyoming - L, 64-66	17
4.	12-3-77	12-29-78	Stanford - L, 84-85	16
	1-25-75	2-12-76	Pacific - L, 62-68	16
6.	2-24-09	1-23-10	Brigham Young - L, 69-71	*14
7.	1-13-07	1-9-08	Northern Colorado - L, 56-62	13
8.	2-22-12	1-16-13	UNLV - L, 75-82	10
	12-4-11	2-15-12	New Mexico - L, 67-77	10
	11-22-08	2-14-09	Brigham Young - L, 59-69	10
	1-22-71	1-6-72	Long Beach State - L, 75-89	10
	1-10-58	12-13-58	San Diego Marines - L, 66-72	10

## Longest Road/Neutral Winning Streaks

Pl.	Began	Ended	Team to End Streak	Games
1.	11-13-10	1-26-11	Brigham Young - L, 58-71	11
2.	2-2-11	3-24-11	Connecticut (NCAA) - L, 67-74	9
3.	11-29-84	1-18-85	New Mexico - L, 85-94	6
	1-19-68	3-8-68	UC Irvine - L, 69-78	6
5.	11-17-12	12-25-12	Arizona - L, 67-68	5
	11-23-11	1-28-12	Colorado State - L, 60-77	5
	1-11-06	2-22-06	Brigham Young - L, 90-100	5

## Longest Non-Conference Winning Streaks<sup>^</sup>

Pl.	Began	Ended	Team to End Streak	Games
1.	12-22-09	11-15-11	Baylor - L, 67-77	21
2.	11-13-12	12-25-12	Arizona - L, 67-68	11
3.	12-31-05	12-2-06	Western Michigan - L, 73-84	10
	1-3-84	12-28-84	TCU - L, 70-72	10
5.	2-23-71	12-17-71	Oregon State - L, 90-96	8
	2-7-67	12-18-67	Indiana State - L, 69-84	8
	2-4-66	12-17-66	Southwest Missouri State - L, 63-73	8
8.	12-4-11	11-11-12	Syracuse - L, 49-62	7
	12-16-00	11-17-01	Texas Tech - L, 71-81	7
10.	11-22-08	12-6-08	Arizona - L, 56-69	6
	12-10-02	1-6-03	Texas Tech - L, 63-75	6
	12-27-87	12-5-88	Texas Tech - L, 43-58	6
	12-23-77	11-24-78	Oregon - L, 64-75	6
	12-28-67	12-17-68	Ball State - L, 73-75	6

<sup>^</sup> - Does not include conference tournament or postseason games.

## Longest Non-Conference Home Winning Streaks

Pl.	Began	Ended	Team to End Streak	Games
1.	11-22-08	11-30-11	Creighton - L, 83-85	*27
2.	2-4-66	12-23-68	Minnesota - L, 60-73	16
3.	11-27-81	12-30-82	Villanova - L, 57-63	15
4.	12-4-11	current		13
	12-16-00	11-23-02	Eastern Washington - L, 70-75	13
6.	12-8-95	11-14-97	Brigham Young - L, 59-73	10
	12-3-77	12-29-78	Stanford - L, 84-85	10

\* - Includes one game played at Jenny Craig Pavilion on the San Diego campus which the NCAA considers a San Diego State home game.

# Team Season Records



FOUR CONSECUTIVE NCAA TOURNAMENT APPEARANCES ▶ SEVEN-TIME MOUNTAIN WEST CHAMPIONS

TEAM SEASON RECORDS < RECORDS

## Most Wins

Rk.	Season (W-L)	Wins
1.	2010-11 (34-3)	34
2.	2011-12 (26-8)	26
	2008-09 (26-10)	26
4.	2009-10 (25-9)	25
5.	2005-06 (24-9)	24
	1966-67 (24-5)	24
	1940-41 (24-7)	24
	1938-39 (24-7)	24
9.	2012-13 (23-11)	23
	1984-85 (23-8)	23
	1955-56 (23-6)	23

## Most Conference Wins

Rk.	Season (W-L)	Wins
1.	2010-11 (14-2)	14
2.	2005-06 (13-3)	13
3.	2009-10 (11-5)	11
	2008-09 (11-5)	11
	1984-85 (11-5)	11
	1981-82 (11-5)	11
	1977-78 (11-3)	11
	1967-68 (11-3)	11
9.	2011-12 (10-4)	10
	2006-07 (10-6)	10
	1933-34 (10-2)	10

## Most Games Played

Rk.	Season (W-L)	Games
1.	2010-11 (34-3)	37
2.	2008-09 (26-10)	36
3.	2012-13 (23-11)	34
	2011-12 (26-8)	34
	2009-10 (25-9)	34
6.	2007-08 (20-13)	33
	2006-07 (22-11)	33
	2005-06 (24-9)	33
	2001-02 (21-12)	33
10.	1989-90 (13-18)	31
	1984-85 (23-8)	31
	1940-41 (24-7)	31
	1938-39 (24-7)	31

2005-06 (24-9)	31	
1984-85 (23-8)	31	
7.	2010-11 (34-3)	27
	2010-11 (34-3)	27
	1982-83 (18-10)	27
	1981-82 (20-9)	27
	1977-78 (19-9)	27
	1971-72 (18-10)	27

## Highest Winning Percentage

Rk.	Season (W-L)	Pct.
1.	2010-11 (34-3)	.919
2.	2011-12 (26-8)	.765
3.	1984-85 (23-8)	.742
4.	2009-10 (25-9)	.735
5.	2005-06 (24-9)	.727

## Most Points

Rk.	Season (W-L)	Points
1.	2010-11 (34-3)	2,660
2.	1984-85 (23-8)	2,493
3.	2005-06 (24-9)	2,456
4.	2001-02 (21-12)	2,455
5.	2011-12 (26-8)	2,416
	2008-09 (26-10)	2,416

## Highest Scoring Average

Rk.	Season (W-L)	PPG
1.	1970-71 (12-14)	.869
2.	1971-72 (18-10)	.815
3.	1978-79 (15-12)	.807
4.	1984-85 (23-8)	.8042
5.	1977-78 (19-9)	.8039

## Highest Scoring Margin

Rk.	Season (W-L)	+/-
1.	2010-11 (34-3)	+12.6
2.	2009-10 (25-9)	+8.5
3.	2012-13 (23-11)	+8.2
4.	1984-85 (23-8)	+8.1
5.	1977-78 (19-9)	+7.6

## Fewest Points Allowed

Rk.	Season (W-L)	Points
1.	1982-83 (18-10)	1,819
2.	1994-95 (11-17)	1,878
3.	2000-01 (14-14)	1,891
4.	1981-82 (20-9)	1,940
5.	1980-81 (15-12)	1,958

## Lowest Opp. Scoring Average

Rk.	Season (W-L)	PPG
1.	2010-11 (34-3)	.592
2.	2008-09 (26-10)	.596
3.	2012-13 (23-11)	.611
4.	2009-10 (25-9)	.618
5.	2007-08 (20-13)	.633

## Most Rebounds

Rk.	Season (W-L)	Rebs.
1.	1971-72 (18-10)	1,489
2.	2010-11 (34-3)	1,396

3.	1975-76 (16-13)	1,362
4.	1976-77 (13-15)	1,308
5.	1974-75 (14-13)	1,295

## Highest Rebound Average

Rk.	Season (W-L)	RPG
1.	1971-72 (18-10)	.532
2.	1972-73 (15-11)	.482
3.	1974-75 (14-13)	.480
4.	1975-76 (16-13)	.470
5.	1976-77 (13-15)	.467

## Highest Rebound Margin

Rk.	Season (W-L)	+/-
1.	2010-11 (34-3)	+6.8
2.	2009-10 (25-9)	+6.6
3.	1975-76 (16-13)	+5.69
4.	1983-84 (15-13)	+5.68
5.	2002-03 (16-14)	+4.9

## Highest FG Pct.

Rk.	Season (W-L)	FG Pct.
1.	1977-78 (19-9)	.508
2.	1984-85 (23-8)	.505
3.	1988-89 (12-17)	.487
4.	1987-88 (12-17)	.479
5.	1978-79 (15-12)	.477

## Lowest Opp. FG Pct.

Rk.	Season (W-L)	FG Pct.
1.	2012-13 (23-11)	.393
2.	2010-11 (34-3)	.396
3.	2009-10 (25-9)	.404
4.	2011-12 (26-8)	.405
5.	2008-09 (26-10)	.410

## Most Field Goals

Rk.	Season (W-L)	FGs
1.	2010-11 (34-3)	991
2.	1984-85 (23-8)	976
3.	1975-76 (16-13)	927
4.	1977-78 (19-9)	919
5.	2001-02 (21-12)	906

## Most Field Goals Attempted

Rk.	Season (W-L)	FGA
1.	2010-11 (34-3)	2,141
2.	1971-72 (18-10)	2,099
3.	1975-76 (16-13)	2,054
4.	1979-80 (6-21)	1,962
5.	2008-09 (26-10)	1,953
	1976-77 (13-15)	1,953

## Highest 3FG Pct.

Rk.	Season (W-L)	3FG Pct.
1.	1987-88 (12-17)	.437
2.	2005-06 (24-9)	.396
3.	1988-89 (12-17)	.393
4.	1986-87 (5-24)	.383
5.	2001-02 (21-12)	.359

## Most 3FG Made

Rk.	Season (W-L)	3FG
1.	2010-11 (34-3)	223
2.	2005-06 (24-9)	220

## SDSU Division I Overtime Games

69 games; 32-37

Date	Opponent	OTs	Result
J.29.72	*at San Jose State	1	L, 63-65
J.24.74	Northern Illinois (SA)	1	L, 80-89
J.2.75	Oklahoma (SA)	1	L, 74-79
F.28.76	*at Long Beach State	1	W, 67-62
J.20.77	*Pacific (PG)	1	W, 83-76
D.4.79	San Diego (SA)	1	W, 67-58
J.8.80	*Hawai'i (SA)	1	L, 76-78
F.21.81	*at Air Force	2	W, 63-61
F.18.82	*at Texas-El Paso	1	L, 60-62
M.6.82	*Wyoming (SA)	1	L, 64-66
N.28.83	at Saint Mary's	1	W, 72-67
D.27.83	Oral Roberts (SA)	1	W, 85-75
F.6.84	*at Wyoming	1	L, 73-83
F.16.84	*at Brigham Young	1	L, 92-94
N.30.85	vs. Eastern Washington	1	L, 79-81
J.10.86	*at Utah	1	L, 89-93
M.1.86	*at New Mexico	1	L, 92-95
J.31.87	Miami (Fla.) (SA)	1	L, 82-83
D.23.88	Rhode Island (SA)	1	L, 76-77
F.18.89	*(7) Brigham Young (SA)	1	W, 82-80
F.3.91	*Wyoming (SA)	2	W, 87-84
F.21.91	*Hawai'i (SA)	1	L, 79-84
D.21.91	South Carolina (SA)	2	L, 69-71
D.21.93	at Cal State Northridge	1	W, 90-85
D.23.93	at Loyola Marymount	1	W, 88-84
J.20.94	*Brigham Young (SA)	1	L, 82-83
D.20.94	at Cal State Fullerton	1	L, 73-83
J.9.95	*New Mexico (PG)	1	W, 72-69
F.23.95	*at Texas-El Paso	1	L, 71-73
D.5.95	Cal State Fullerton (SA)	1	L, 83-85
J.10.96	*at Texas-El Paso	1	W, 72-71
F.8.96	*Fresno State (SA)	1	L, 89-99
D.3.96	at Northwestern	1	W, 82-70
D.10.96	at Southwest Texas	1	L, 77-81
D.31.96	at Brigham Young	1	W, 89-86
J.11.97	*at Air Force	1	W, 77-69
J.18.97	*Colorado State (PG)	1	L, 90-93
F.12.98	*at SMU	1	L, 81-88
M.3.98	^vs. Wyoming	1	W, 60-57
N.14.98	Nevada (CA) (so)	1	L, 71-76
J.20.00	*Air Force (CA)	3	L, 77-81
D.6.00	at UC Santa Barbara	3	L, 77-80
J.27.01	*at UNLV	1	L, 72-82
J.21.02	*Wyoming (CA)	1	L, 85-88
J.26.02	*UNLV (CA)	1	L, 79-80
F.23.02	*at UNLV	1	L, 76-83
M.19.03	+UC Santa Barbara (CA)	1	W, 67-62
J.24.04	*at Colorado State	2	L, 82-92
F.9.04	*at Brigham Young	1	L, 69-83
N.19.04	UC Santa Barbara (CA)	1	L, 72-80
J.22.05	*Wyoming (CA)	1	L, 81-88
F.12.05	*UNLV (CA)	1	L, 91-93
F.19.05	*at Colorado State	1	L, 88-93
J.28.06	*at Wyoming	1	W, 78-77
M.11.06	^vs. Wyoming	1	W, 69-64
F.20.07	*at New Mexico	1	W, 81-74
D.28.07	Sam Houston State (CA)	1	W, 79-78
J.16.08	*Utah (CA)	1	W, 64-56
F.3.09	*at UNLV	1	W, 68-66
F.28.09	*at TCU	1	W, 79-77
D.2.09	at San Diego	1	W, 69-62
D.22.09	at Drake	1	W, 76-73
F.6.10	*at New Mexico	1	L, 86-88
M.19.11	#vs. Temple	2	W, 71-64
N.19.11	Long Beach State	1	W, 77-73
N.26.11	at UC Santa Barbara	1	W, 76-75
F.22.12	*Wyoming	1	W, 67-58
M.3.12	*at TCU	1	W, 98-92
J.12.13	*Colorado State	1	W, 79-72

## Most Games Above .500

Rk.	Season (W-L)	Games
1.	2010-11 (34-3)	+31
2.	1966-67 (24-5)	+19
3.	2011-12 (26-8)	+18
4.	1955-56 (23-6)	+17
	1940-41 (24-7)	+17
	1938-39 (24-7)	+17
7.	2009-10 (25-9)	+16
	2008-09 (26-10)	+16
	1939-40 (22-6)	+16
10.	2005-06 (24-9)	+15
	1984-85 (23-8)	+15
	1967-68 (21-6)	+15

## Highest Average Home Attendance

Rk.	Season (W-L)	Avg.
1.	2012-13 (23-11)	12,414
2.	2011-12 (26-8)	12,096
3.	2010-11 (34-3)	11,668
4.	2006-07 (22-11)	7,821
5.	2009-10 (25-9)	7,227
6.	2002-03 (16-14)	7,172
7.	2005-06 (24-9)	7,014
8.	2008-09 (26-10)	7,023
9.	2007-08 (20-13)	6,760
10.	2003-04 (14-16)	6,701

## Longest Winning Streaks

Rk.	Season (W-L)	Wins
1.	2010-11 (34-3)	20
2.	1955-56 (23-6)	13
3.	2012-13 (23-11)	11
	2011-12 (26-8)	11
	1936-37 (17-9)	11
6.	1940-41 (24-7)	10
7.	1966-67 (24-5)	9
	1955-56 (23-6)	9
	1939-40 (22-6)	9
	1924-25 (18-7)	9

## Division I Era

## Longest Winning Streaks

Rk.	Season (W-L)	Wins
1.	2010-11 (34-3)	20
2.	2012-13 (23-11)	11
	2011-12 (26-8)	11
4.	2006-07 (22-11)	8

# Team Season Records



FOUR CONSECUTIVE NCAA TOURNAMENT APPEARANCES ► SEVEN-TIME MOUNTAIN WEST CHAMPIONS

## Consecutive Season Bests (Division I Era)

### Most Victories in Two Seasons

Rk.	Seasons	W	L	Pct.
1.	2011-12	60	11	.845
2.	2010-11	59	12	.831
3.	2009-10	51	19	.729
4.	2012-13	49	19	.721
5.	2008-09	46	23	.667
	2006-07	46	20	.697
7.	2007-08	42	24	.636
8.	1984-85	38	21	.644
	1982-83	38	19	.667
10.	2002-03	37	26	.587

Best Percentage: 84.5 pct. (60-11) - 2011-12 seasons.

### Most Victories in Three Seasons

Rk.	Seasons	W	L	Pct.
1.	2010-11-12	85	20	.810
	2009-10-11	85	22	.794
3.	2011-12-13	83	22	.790
4.	2008-09-10	71	32	.689
5.	2007-08-09	68	34	.667
6.	2006-07-08	66	33	.667
7.	2005-06-07	57	38	.600
8.	1983-84-85	56	31	.644
9.	1982-83-84	53	32	.624
	1981-82-83	53	31	.631

Best Percentage: 81.0 pct. (85-20) - 2010-11-12 seasons.

### Most Victories in Four Seasons

Rk.	Seasons	W	L	Pct.
1.	2009-10-11-12	111	30	.787
2.	2010-11-12-13	108	31	.777
3.	2008-09-10-11	105	35	.750
4.	2007-08-09-10	93	43	.684
5.	2006-07-08-09	92	43	.681
6.	2005-06-07-08	77	51	.602
7.	1982-83-84-85	76	40	.655
8.	2004-05-06-07	71	54	.568
9.	1981-82-83-84	68	44	.607
10.	1983-84-85-86	66	50	.569

Best Percentage: 78.7 pct. (111-30) - 2009-10-11-12 seasons.

3.	2008-09 (26-10)	212
4.	2012-13 (23-11)	202
5.	2011-12 (26-8)	197

### Lowest Opp. 3FG Pct.

Rk.	Season (W-L)	3FG Pct.
1.	1989-90 (13-18)	.310
2.	1994-95 (11-17)	.313
3.	2008-09 (26-10)	.315
4.	2009-10 (25-9)	.317
5.	2010-11 (34-3)	.319
	2000-01 (14-14)	.319

### Highest FT Pct.

Rk.	Season (W-L)	FT Pct.
1.	2005-06 (24-9)	.728
2.	1977-78 (19-9)	.725
3.	1978-79 (15-12)	.722
4.	1995-96 (15-12)	.720
5.	1972-73 (15-11)	.713
6.	1970-71 (12-14)	.7105

### Most FT Made

Rk.	Season (W-L)	FT
1.	2005-06 (24-9)	568
2.	1970-71 (12-14)	557
3.	1984-85 (23-8)	541
4.	1996-97 (12-15)	528
5.	1971-72 (18-10)	518

### Most Free Throws Attempted

Rk.	Season (W-L)	FTA
1.	1984-85 (23-8)	804
2.	1970-71 (12-14)	784
3.	1993-94 (12-16)	777
4.	1985-86 (10-19)	774
5.	2005-06 (24-9)	767

### Most Assists

Rk.	Season (W-L)	Assists
1.	1977-78 (19-9)	602
2.	1975-76 (16-13)	533
3.	1978-79 (15-12)	523
4.	2010-11 (34-3)	499
5.	1976-77 (13-15)	490

### Most Assists Per Game

Rk.	Season (W-L)	APG
1.	1977-78 (19-9)	.215
2.	1978-79 (15-12)	.194
3.	1975-76 (16-13)	.184
4.	1979-80 (6-21)	.181
5.	1976-77 (13-15)	.175

### Most Blocked Shots

Rk.	Season (W-L)	Blocks
1.	2010-11 (34-3)	170
2.	2009-10 (25-9)	156
3.	2012-13 (23-11)	155
4.	2006-07 (22-11)	134
	1992-93 (8-21)	134

### Most Steals

Rk.	Season (W-L)	Steals
1.	2008-09 (26-10)	287
2.	1984-85 (23-8)	282
3.	2006-07 (22-11)	271
4.	2007-08 (20-13)	260
5.	1985-86 (10-19)	258

### Highest TO Margin

Rk.	Season (W-L)	+/-
1.	1996-97 (12-15)	+4.7
2.	1978-79 (15-12)	+3.2
3.	2003-04 (14-16)	+2.6
4.	1981-82 (20-9)	+2.4
5.	1995-96 (15-14)	+2.3

### Fewest Turnovers

Rk.	Season (W-L)	TO
1.	1996-97 (12-15)	386
2.	1995-96 (15-14)	393
3.	2003-04 (14-16)	399
4.	2010-11 (34-3)	402
5.	2004-05 (11-18)	409

### Most Turnovers Forced

Rk.	Season (W-L)	FG Pct.
1.	1978-79 (15-12)	.539
2.	2008-09 (26-10)	.527
3.	1984-85 (23-8)	.526
4.	2006-07 (22-11)	.525
5.	1981-82 (20-9)	.517

### Most Players to Average Double-Figure Scoring

Rk.	Season (W-L)	Players
1.	1972-73 (15-11)	5
	1970-71 (12-14)	5
3.	2010-11 (34-3)	4
	2009-10 (25-9)	4
	2007-08 (20-13)	4
	2006-07 (22-11)	4
	2001-02 (21-12)	4
	1997-98 (13-15)	4
	1995-96 (15-14)	4
	1991-92 (2-26)	4
	1988-89 (12-17)	4
	1981-82 (20-9)	4
	1979-80 (6-21)	4
	1977-78 (19-9)	4
	1971-72 (18-10)	4

### Most Players to Start More Than One Game (since '78-79)

Rk.	Season (W-L)	Players
1.	1992-93 (8-21)	11
2.	2004-05 (11-18)	10
	1991-92 (2-26)	10
	1983-84 (15-13)	10
	1980-81 (15-12)	10
6.	2008-09 (26-10)	9
	2007-08 (20-13)	9
	2005-06 (24-9)	9
	1996-97 (12-15)	9
	1994-95 (11-17)	9
	1986-87 (5-25)	9
	1985-86 (10-19)	9
	1979-80 (6-21)	9

### SDSU Division I 100-Point Games

Score	Opponent	Date
138-93	U.S. International	Feb. 20, 1986
128-68	Morgan State	Dec. 1, 1984
123-103	U.S. International	Feb. 27, 1991
119-82	Campbell	Dec. 12, 2006
115-102	San Jose State	Feb. 12, 1971
113-88	Nevada	Dec. 3, 1977
113-118	UNLV	Dec. 11, 1976
112-74	U.S. International	Jan. 22, 1985
112-66	CS Fullerton	Feb. 10, 1970
110-86	Pennsylvania	Dec. 30, 1978
110-80	Portland State	Jan. 10, 1976
109-95	UC Irvine	Feb. 15, 1972
108-97	U.S. International	Feb. 10, 1990
107-95	Hawai'i	Feb. 4, 1971
106-91	Westmont	Dec. 10, 1992
106-95	Fresno State	Feb. 13, 1971
105-83	Prairie View	Dec. 4, 1982
105-70	UC San Diego	Nov. 30, 1981
104-80	Westmont	Dec. 2, 1993
104-100	Oklahoma State	Dec. 13, 1979
104-83	Idaho State	Nov. 28, 1978
104-74	Fordham	Dec. 29, 1977
104-107	New Mexico	Dec. 20, 1976
104-75	Northern Colorado	Dec. 11, 1971
103-49	Southern California College	Dec. 2, 1998
103-94	Hawai'i	Feb. 3, 1996
103-68	U.S. International	Dec. 10, 1987
103-84	Fresno State	Jan. 31, 1976
102-88	UC Irvine	Dec. 2, 1988
102-83	San Jose State	Jan. 29, 1971
101-77	Fort Hays State	Dec. 1, 1979
100-88	UC Irvine	Nov. 22, 1996
100-85	Texas-El Paso	Feb. 19, 1994
100-88	Doane College	Dec. 7, 1982
100-72	Drake	Nov. 25, 1977
100-108	North Texas State	Jan. 3, 1977
100-88	Wheaton	Dec. 13, 1971
100-75	Loyola Marymount	Jan. 23, 1971
100-85	Seattle	Jan. 9, 1971

### Key

\* - Conference game. ^ - Conference tournament game. + - NIT. # - NCAA Tournament. so - Season Opener. PG - Peterson Gym. SA - Sports Arena. CA - Viejas Arena (formerly Cox Arena). Number prior to opponent indicates opponent national ranking.

RECORDS ► TEAM SEASON RECORDS

AZTEC BASKETBALL MEDIA GUIDE

# Individual Game Records



FOUR CONSECUTIVE NCAA TOURNAMENT APPEARANCES ► SEVEN-TIME MOUNTAIN WEST CHAMPIONS

## Points

Rk.	Player	Class	Date	Opponent	Points
1.	Anthony Watson	Sr.	2-20-86	USIU (SA) - W, 138-93	54
2.	Kim Goetz	Sr.	3-3-79	*Utah (SA) - L, 87-100	44
3.	Kim Goetz	Sr.	2-9-79	*Colorado State (SA) - W, 90-83	42
4.	Eddie Morris	Fr.	2-5-80	UNLV (SA) - L, 86-98	41
5.	Michael Cage	Sr.	2-6-84	*at Wyoming - ot-L, 73-83	40
	Will Connelly	So.	12-9-74	(12) Purdue (SA) - L, 87-91	40
	Von Jacobsen	So.	2-8-69	Chapman - W, 99-90	40
8.	Steve Copp	So.	12-21-73	(13) Kansas State (SA) - W, 88-75	39
9.	Kim Goetz	Sr.	3-1-79	*BYU (SA) - L, 95-96	38
10.	Brandon Heath	So.	1-15-05	*at UNLV - W, 81-73	37
	Shawn Jamison	Jr.	2-10-90	USIU (SA) - W, 108-97	37
	Michael Cage	Sr.	12-20-83	at Texas - W, 91-77	37
13.	Bernie Finlay	Sr.	2-12-60	Long Beach State - L, 104-72	36
	Jim Sams	So.	12-17-54	at Seattle - W, 91-72	36
15.	Jamaal Franklin	So.	3-3-12	*at TCU - ot-W, 98-92	35
	Michael Cage	Sr.	2-9-84	*(7) UTEP (SA) - W, 73-62	35
	Tony Pinkins	Sr.	2-21-57	Cal State Los Angeles - W, 66-61	35

## Points, Fisher Era

Rk.	Player	Class	Date	Opponent	Points
1.	Brandon Heath	So.	1-15-05	*at UNLV - W, 81-73	37
2.	Jamaal Franklin	So.	3-3-12	*at TCU - ot-W, 98-92	35
3.	Aerick Sanders	Sr.	12-31-03	Portland - W, 67-61	34
4.	Chase Tapley	Sr.	12-22-12	vs. San Francisco - W, 80-58	33
	Tony Bland	Jr.	1-29-02	Houston - W, 78-66	33
6.	Brandon Heath	Jr.	2-25-06	*at New Mexico - W, 73-66	32
	Myron Epps	So.	1-29-00	*at Wyoming - L, 87-93	32
8.	Jamaal Franklin	So.	2-25-12	*Colorado State - W, 74-66	31
	Jamaal Franklin	So.	11-13-11	UC Davis - W, 89-74	31
	Evan Burns	Fr.	2-4-03	*New Mexico - W, 89-73	31

## Rebounds

Rk.	Player	Class	Date	Opponent	Rebounds
1.	Michael Cage	Fr.	12-29-80	LaSalle (SA) - W, 93-67	26
2.	Al Skalecky	So.	1965-66	*Cal State Northridge	25
3.	Steve Malovic	Sr.	2-24-79	*at New Mexico - L, 78-84	23
	Chris McMurray	Jr.	12-21-71	vs. Chapman - W, 99-79	23
5.	Al Skalecky	Sr.	1967-68	*Cal State Northridge	22
	Al Skalecky	So.	1965-66	Cal Poly-SLO	22
7.	Kawhi Leonard	Fr.	3-13-10	^at UNLV - W, 55-45	21
	Michael Cage	Sr.	2-6-84	*at Wyoming - ot-L, 73-83	21
	Michael Cage	Jr.	1-31-83	*Air Force (SA) - W, 71-47	21
	Larry Jones	Jr.	1971-72	*Fresno State - W, 73-72	21
	Al Skalecky	Sr.	3-8-68	UC Irvine - L, 69-78	21

## Rebounds, Fisher Era

Rk.	Player	Class	Date	Opponent	Rebounds
1.	Kawhi Leonard	Fr.	3-13-10	^at UNLV - W, 55-45	21
2.	Marcus Slaughter	Jr.	1-14-06	*UNLV - W, 83-67	20
3.	Marcus Slaughter	Jr.	3-9-06	^vs. Colorado State - W, 64-52	19
4.	Jamaal Franklin	Jr.	1-9-13	*at Fresno State - W, 65-62	18
	Kawhi Leonard	Fr.	12-9-09	vs. Cal State Fullerton - W, 82-68	18
	Marcus Slaughter	Jr.	1-18-06	*at TCU - W, 76-57	18
	Aerick Sanders	Sr.	11-25-03	vs. Dayton - L, 71-76	18
8.	Kawhi Leonard	So.	1-12-11	*UNLV - W, 55-49	17
	Marcus Slaughter	Jr.	12-10-05	vs. Washington State - L, 49-60	17
10.	Jamaal Franklin	So.	2-25-12	*Colorado State - W, 74-66	16
	Aerick Sanders	Sr.	2-21-04	*Wyoming - W, 74-66	16
	Aerick Sanders	Sr.	1-24-04	*at Colorado State - 2ot-L, 82-92	16
	Aerick Sanders	Sr.	11-26-03	at Chaminade - W, 75-67	16

## Assists

Rk.	Player	Class	Date	Opponent	Assists
1.	Tony Gwynn	Jr.	2-5-80	UNLV (SA) - L, 86-98	18
	Eric Martensen	Jr.	1968-69	Chapman	18
3.	Tony Gwynn	Sr.	3-7-81	*New Mexico (SA) - W, 92-84	16
4.	Tony Gwynn	Jr.	2-14-80	*New Mexico (SA) - W, 76-74	14
	Dean Decker	Jr.	12-11-76	(5) UNLV (SA) - L, 113-118	14
6.	Creon Dorsey	Jr.	2-12-85	Long Beach State (SA) - W, 86-69	13
	Andre Ross	Jr.	12-27-83	Oral Roberts (SA) - ot-W, 85-75	13
	Keith Smith	Jr.	3-12-82	~UC Irvine (SA) - L, 69-70	13
	Keith Smith	Jr.	3-4-82	*Colorado State (SA) - W, 68-62	13
	Tony Gwynn	Jr.	1-8-80	*Hawai'i (SA) - L, 76-78	13
	Tony Gwynn	So.	2-3-79	*at Brigham Young - L, 80-88	13

Howard Avery	Jr.	11-28-78	Idaho State (SA) - W, 104-83	13
Dean Decker	Sr.	1-19-78	UC Irvine (SA) - W, 90-65	13
Mark Delsman	Sr.	12-11-76	(5) UNLV (SA) - L, 113-118	13

## Assists, Fisher Era

Rk.	Player	Class	Date	Opponent	Assists
1.	Xavier Thames	So.	12-7-11	at San Diego - W, 74-62	11
	Lorenzo Wade	Jr.	3-1-08	*Colorado State - W, 86-62	11
	Richie Williams	Fr.	3-3-06	South Dakota State - W, 88-63	11
	Deandre Moore	So.	3-1-01	*Wyoming - L, 62-69	11
	Deandre Moore	So.	12-2-00	Cal State Sacramento - W, 92-69	11
	Bradley Jackson	Fr.	1-2-00	High Point - W, 74-63	11
7.	10 times (Wesley Stokes 3, Deandre Moore 2, Tony Bland, Brandon Heath, Chase Tapley, Lorenzo Wade, Richie Williams; last time: Tapley vs. Pomona-Pitzer, 12-31-10)				9

## Field Goals

Rk.	Player	Class	Date	Opponent	Field Goals
1.	Eddie Morris	Fr.	2-5-80	UNLV (SA) - L, 86-98	20

## Field Goals, Fisher Era

Rk.	Player	Class	Date	Opponent	Field Goals
1.	Billy White	Sr.	11-16-10	at (11/12) Gonzaga - W, 79-76	14
	Randy Holcomb	Sr.	1-8-02	at Texas A&M-CC - W, 82-79	14
	Myron Epps	So.	1-29-00	*at Wyoming - L, 87-93	14
4.	Chase Tapley	Sr.	12-22-12	vs. San Francisco - W, 80-58	13
	Aerick Sanders	Sr.	12-31-03	Portland - W, 67-61	13
6.	Billy White	So.	2-14-09	*Wyoming - W, 71-60	12
	Brandon Heath	Sr.	2-24-07	*(21/22) Brigham Young - W, 86-74	12
	Brandon Heath	So.	1-22-05	*Wyoming - ot-L, 81-88	12
	Brandon Heath	So.	1-15-05	*at UNLV - W, 81-73	12
	Evan Burns	Fr.	2-24-03	*New Mexico - W, 89-73	12
	Tony Bland	Jr.	1-29-02	Houston - W, 78-66	12

## Field Goals Attempted

Rk.	Player	Class	Date	Opponent	Field Goals Att.
1.	Kim Goetz	Sr.	3-3-79	*Utah (SA) - L, 87-100	31

## Field Goals Attempted, Fisher Era

Rk.	Player	Class	Date	Opponent	Field Goals Att.
1.	Brandon Heath	Jr.	3-11-06	^vs. Wyoming - ot-W, 69-64	27
2.	Brandon Heath	Sr.	2-20-07	*at New Mexico - ot-W, 81-74	24
	Brandon Heath	So.	2-19-05	*at Colorado State - ot-L, 88-93	24
	Randy Holcomb	Jr.	11-30-01	Florida Atlantic - W, 90-57	24
5.	Brandon Heath	So.	1-22-05	*Wyoming - ot-L, 81-88	23
	Myron Epps	So.	1-29-00	*at Wyoming - L, 87-93	23

## Field Goal Percentage

Rk.	Player	Class	Date	Opponent	FG Pct.
1.	Billy White	So.	2-14-09	*Wyoming - W, 71-60	12-12, 100.0
2.	Aerick Sanders	Sr.	12-20-03	E. Washington - W, 79-66	11-11, 100.0

## Field Goal Percentage, Fisher Era (Min. 6 FGM)

Rk.	Player	Class	Date	Opponent	FG Pct.
1.	Billy White	So.	2-14-09	*Wyoming - W, 71-60	12-12, 100.0
2.	Aerick Sanders	Sr.	12-20-03	E. Washington - W, 79-66	11-11, 100.0
3.	Garrett Green	Sr.	2-22-12	*Wyoming - ot-W, 67-58	6-6, 100.0
	Billy White	Sr.	3-5-11	*Colorado State - W, 66-48	6-6, 100.0
	Billy White	So.	3-20-09	~Kansas State - W, 70-52	6-6, 100.0
	Tim Shelton	Fr.	12-3-08	at Northern Colo. - W, 73-62	6-6, 100.0
	Kyle Spain	So.	11-21-06	UC Riverside - W, 79-45	6-6, 100.0
	Mike Mackell	Sr.	1-19-02	*Colorado State - W, 81-69	6-6, 100.0
	Marcelo Correa	Sr.	11-18-01	UC San Diego - W, 80-48	6-6, 100.0

## Three-Point Field Goals

Rk.	Player	Class	Date	Opponent	3FG
1.	Tony Ross	Fr.	12-27-86	Manhattan (SA) - W, 77-69	9

## Three-Point Field Goals, Fisher Era

Rk.	Player	Class	Date	Opponent	3FG
1.	Chase Tapley	Jr.	11-15-11	at Baylor - L, 67-77	8
	John Sharper	Sr.	3-3-06	South Dakota State - W, 88-63	8
	Brandon Heath	Jr.	2-25-06	*at New Mexico - W, 73-66	8
4.	D.J. Gay	Sr.	1-15-11	*at New Mexico - W, 87-77	7
	Al Faux	Jr.	12-30-00	Oklahoma State - W, 87-66	7
	David Abramowitz	So.	2-10-00	*at Utah - L, 65-83	7

# Individual Game Records



FOUR CONSECUTIVE NCAA TOURNAMENT APPEARANCES ► SEVEN-TIME MOUNTAIN WEST CHAMPIONS

## Three-Point Field Goals Attempted, Fisher Era

Rk.	Player	Class	Date	Opponent	3FGA
1.	Brandon Heath	Sr.	2-20-07	*at New Mexico - ot-W, 81-74	14
2.	Brandon Heath	Jr.	2-25-06	*at New Mexico - W, 73-66	13
3.	Jamaal Franklin	Jr.	1-12-13	*vs. Colorado State - ot-W, 79-72	12
	Brandon Heath	Sr.	3-19-07	~at Syracuse - L, 64-80	12
	John Sharper	Sr.	3-3-06	South Dakota State - W, 88-63	12
	Brandon Heath	Jr.	2-18-06	*TCU - W, 83-71	12

## Three-Point Field Goal Percentage (Min. 5 3FGM)

Rk.	Player	Class	Date	Opponent	3FG Pct.
1.	Al Faux	Jr.	12-30-00	Oklahoma State - W, 87-66	7-8, 87.5
2.	Xavier Thames	Jr.	12-1-12	vs. UCLA - W, 78-69	5-6, 83.3
	Richie Williams	Sr.	11-27-08	vs. W. Carolina - W, 59-58	5-6, 83.3
	D.J. Gay	Fr.	2-16-08	*at Utah - L, 66-72	5-6, 83.3
	Brandon Heath	So.	3-5-05	*at Utah - L, 60-72	5-6, 83.3
	Brandon Heath	Fr.	11-24-03	vs. Ohio State - W, 83-61	5-6, 83.3

## Three-Point Field Goal Percentage, Fisher Era (Min. 5 3FGM)

Rk.	Player	Class	Date	Opponent	3FG Pct.
1.	Al Faux	Jr.	12-30-00	Oklahoma State - W, 87-66	7-8, 87.5
2.	Xavier Thames	Jr.	12-1-12	vs. UCLA - W, 78-69	5-6, 83.3
	Richie Williams	Sr.	11-27-08	vs. W. Carolina - W, 59-58	5-6, 83.3
	D.J. Gay	Fr.	2-16-08	*at Utah - L, 66-72	5-6, 83.3
	Brandon Heath	So.	3-5-05	*at Utah - L, 60-72	5-6, 83.3
	Brandon Heath	Fr.	11-24-03	vs. Ohio State - W, 83-61	5-6, 83.3

## Free Throws

Rk.	Player	Class	Date	Opponent	Free Throws
1.	Anthony Watson	Sr.	2-20-86	USIU (SA) - W, 138-93	22

## Free Throws, Fisher Era

Rk.	Player	Class	Date	Opponent	Free Throws
1.	Brandon Heath	So.	2-12-05	*UNLV - ot-L, 91-93	17
2.	Jamaal Franklin	So.	3-3-12	*at TCU - ot-W, 98-92	14
	Jamaal Franklin	So.	2-25-12	*Colorado State - W, 74-66	14
4.	Xavier Thames	So.	11-26-11	at UC Santa Barbara - ot-W, 76-75	13
5.	Lorenzo Wade	Sr.	1-21-09	*New Mexico - W, 81-76	12
	Marcus Slaughter	Jr.	1-28-06	*at Wyoming - ot-W, 78-77	12
	Marcus Slaughter	Jr.	1-14-06	*UNLV - W, 83-67	12
	Matt Thomas	Fr.	2-28-05	*Air Force - L, 57-77	12
	Brandon Heath	So.	1-15-05	*at UNLV - W, 81-73	12
	Marcus Slaughter	So.	11-19-04	UC Santa Barbara - ot-L, 72-80	12

## Free Throws Attempted, Fisher Era

Rk.	Player	Class	Date	Opponent	Free Throws Att.
1.	Jamaal Franklin	So.	3-3-12	*at TCU - ot-W, 98-92	17
	Brandon Heath	So.	2-12-05	*UNLV - ot-L, 91-93	17
3.	Xavier Thames	So.	11-26-11	at UC Santa Barbara - ot-W, 76-75	16
	Marcus Slaughter	Jr.	1-28-06	*at Wyoming - ot-W, 69-64	16
5.	Lorenzo Wade	Sr.	1-21-09	*New Mexico - W, 81-76	15
	Marcus Slaughter	Jr.	12-10-05	Washington State - L, 49-60	15
	Tony Bland	Sr.	3-3-03	*at Colorado State - L, 89-102	15

## Free Throw Percentage (Min. 10 FT)

Rk.	Player	Class	Date	Opponent	FT Pct.
1.	Brandon Heath	So.	2-12-05	*UNLV - ot-L, 91-93	17-17, 100.0
2.	Bernie Finlay	Sr.	2-26-60	CS Los Angeles - L, 71-98	15-15, 100.0
3.	Brandon Heath	So.	1-15-05	*at UNLV - W, 81-73	12-12, 100.0
4.	Lorenzo Wade	Sr.	3-13-09	^vs. Brigham Young - W, 64-62	11-11, 100.0
5.	Kyle Spain	Sr.	2-28-09	*at TCU - ot-W, 79-77	10-10, 100.0
	Brandon Heath	So.	3-10-05	^vs. Air Force - W, 73-68	10-10, 100.0
	Brandon Heath	Fr.	12-13-03	at Texas Tech - L, 68-78	10-10, 100.0
	Chad Nelson	So.	1-14-95	*at Utah - L, 56-67	10-10, 100.0

## Free Throw Percentage, Fisher Era (Min. 10 FT)

Rk.	Player	Class	Date	Opponent	FT Pct.
1.	Brandon Heath	So.	2-12-05	*UNLV - ot-L, 91-93	17-17, 100.0
2.	Brandon Heath	So.	1-15-05	*at UNLV - W, 81-73	12-12, 100.0
3.	Lorenzo Wade	Sr.	3-13-09	^vs. Brigham Young - W, 64-62	11-11, 100.0
4.	Kyle Spain	Sr.	2-28-09	*at TCU - ot-W, 79-77	10-10, 100.0
	Brandon Heath	Fr.	12-13-03	at Texas Tech - L, 68-78	10-10, 100.0
	Brandon Heath	So.	3-10-05	^vs. Air Force - W, 73-68	10-10, 100.0

## Steals

Rk.	Player	Class	Date	Opponent	Steals
1.	Tracy Dildy	Fr.	2-20-86	USIU - W, 138-93	9

## Steals, Fisher Era

Rk.	Player	Class	Date	Opponent	Steals
1.	Chase Tapley	Jr.	11-13-11	UC Davis - W, 89-74	7
	Deandre Moore	Sr.	2-1-03	*Colorado State - L, 69-72	7
3.	Jamaal Franklin	So.	12-30-11	Redlands - W, 94-43	6
	Richie Williams	So.	1-27-07	*Utah - W, 63-53	6
	Marcelo Correa	Jr.	1-2-00	High Point - W, 74-63	6

## Blocked Shots

Rk.	Player	Class	Date	Opponent	Blocked Shots
1.	Marty Dow	Sr.	2-27-91	USIU - W, 123-103	7
	Leonard Allen	Fr.	12-8-81	Cal State Los Angeles - W, 99-60	7

## Blocked Shots, Fisher Era

Rk.	Player	Class	Date	Opponent	Blocked Shots
1.	Malcolm Thomas	Sr.	1-29-11	*Wyoming - W, 96-57	6
	Malcolm Thomas	Sr.	12-1-10	*Saint Mary's - W, 69-55	6
	Malcolm Thomas	Jr.	12-29-09	UC Riverside - W, 58-53	6
4.	Marcus Slaughter	Jr.	1-14-06	vs. Southern Miss. - W, 79-51	5
	Aerick Sanders	Sr.	1-6-04	at Saint Mary's - L, 66-80	5
	Marcelo Correa	Jr.	12-9-00	San Diego - L, 52-55	5

## Minutes Played

Rk.	Player	Class	Date	Opponent	Minutes
1.	D.J. Gay	Sr.	3-19-11	+vs. Temple - 2ot-W, 71-64	50
	Myron Epps	So.	1-20-00	*Air Force - 3ot-L, 77-81	50

## Minutes Played, Fisher Era

Rk.	Player	Class	Date	Opponent	Minutes
1.	D.J. Gay	Sr.	3-19-11	+vs. Temple - 2ot-W, 71-64	50
	Myron Epps	So.	1-20-00	*Air Force - 3ot-L, 77-81	50
3.	Wesley Stokes	Jr.	1-24-04	*at Colorado St. - 2ot-L, 82-92	47
4.	Kawhi Leonard	So.	3-19-11	+vs. Temple - 2ot-W, 71-64	46
5.	Malcolm Thomas	Sr.	3-19-11	#vs. Temple - 2ot-W, 71-64	45
	D.J. Gay	Jr.	2-6-10	*at (15/23) New Mexico - ot-L, 86-88	45
	Aerick Sanders	Sr.	2-9-04	*at Brigham Young - ot-L, 69-83	45
	Myron Epps	Jr.	12-6-00	at UC Santa Barbara - 3ot-L, 77-80	45
	Bradley Jackson	Fr.	1-20-00	*Air Force - 3ot-L, 77-81	45

## ► Multiple Game Records

Most Points/Two Consecutive Games/Div. I Era				
Pl.	Name (Class)	Points	Opponent	Season
1.	Kim Goetz (Sr.)	82	Brigham Young (38), Utah (44)	78-79
2.	Michael Cage (Sr.)	75	at Wyoming (40), Texas-El Paso (35)	83-84
3.	Anthony Watson (Sr.)	72	USIU (54), at Texas-El Paso (18)	85-86
4.	Michael Cage (Sr.)	68	Arizona (31), at Texas (37)	83-84
5.	Brandon Heath (So.)	66	at UNLV (37), Wyoming (29)	04-05
6.	Anthony Watson (Sr.)	65	Hawai'i (11), US International (54)	85-86
	Michael Cage (Sr.)	65	at Colorado State (25), at Wyoming (40)	83-84
8.	Anthony Watson (Sr.)	64	at Hawai'i (34), Wyoming (30)	85-86
9.	Michael Cage (Sr.)	63	at Tulsa (32), Arizona (31)	83-84
10.	Michael Cage (Sr.)	62	at Texas (37), Oral Roberts (25)	83-84

Most Points/Three Consecutive Games/Div. I Era				
Pl.	Name (Class)	Points	Opponent	Season
1.	Michael Cage (Sr.)	100	at CSU (25), at UW (40), UTEP (35)	83-84
	Michael Cage (Sr.)	100	at Tulsa (32), Arizona (31), at Texas (37)	83-84
3.	Anthony Watson (Sr.)	97	USIU (54), at UTEP (18), at UNM (25)	85-86
4.	Anthony Watson (Sr.)	95	at Hawai'i (34), UW (30), at CSU (31)	85-86
5.	Kim Goetz (Sr.)	94	UNM (12), BYU (38), Utah (44)	78-79
6.	Michael Cage (Sr.)	93	Arizona (31), at Texas (37), ORU (25)	83-84
7.	Michael Cage (Sr.)	92	at UW (40), UTEP (35), UNM (17)	83-84

Consecutive Games Started: 112, Michael Cage, 1981-82-83-84 seasons  
 Consecutive Free Throws Made: 33, Joel Kramer, 1977-78 season

## Key

\* - Conference game. ^ - Conference tournament game. + - NCAA Tournament. ~ - NIT. PG - Peterson Gym. SA - Sports Arena. Number prior to opponent indicates opponent national ranking.

# Top Game Performances



FOUR CONSECUTIVE NCAA TOURNAMENT APPEARANCES ▶ SEVEN-TIME MOUNTAIN WEST CHAMPIONS

## Most 40-Point Games/Career

Player	Years	No.
Kim Goetz	78-79	2
Michael Cage	81-84	1
Will Connelly	75-77	1
Von Jacobsen	69-71	1
Eddie Morris	80-83	1
Anthony Watson	83-86	1

## Most 30-Point Games/Career

Player	Years	No.
Michael Cage	81-84	8
Anthony Watson	83-86	7
Kim Goetz	78-79	5
Brandon Heath	04-07	5
Tony Ross	87-89	4
Jamaal Franklin	11-13	3
Von Jacobsen	69-71	3
Carlus Groves	94	2
Bob Brady	52-54	2

## Most 30-Point Games/Season

Player	Year	No.
Anthony Watson	1986	7
Michael Cage	1984	6
Tony Ross	1987	4
Jamaal Franklin	2012	3
Kim Goetz	1979	3
Michael Cage	1983	2
Kim Goetz	1978	2
Carlus Groves	1994	2
Brandon Heath	2007	2
Von Jacobsen	1970	2

## Most 20-Rebound Games/Career

Player	Years	No.
Michael Cage	81-84	7
Al Skalecky	66-68	4

## Most 15-Rebound Games/Career

Player	Years	No.
Michael Cage	81-84	24
Kawhi Leonard	10-11	10
Aerick Sanders	01-04	5
Jamaal Franklin	11-13	4
Leon Carter	95-96	4
Marty Dow	90-91	4
Al Skalecky	66-68	+4

## Most 20-Rebound Games/Season

Player	Year	No.
Michael Cage	1981	4
Michael Cage	1983	2
Al Skalecky	1968	2
Al Skalecky	1966	2

## 30-Point Games

▶ There have been 61 30-point scoring efforts by 31 players in SDSU history.  
 ▶ Since the start the Division I era (1970-71), there have been 52 30-point games.  
 ▶ The last time it occurred was Dec. 22, 2012, (Chase Tapley - 33 vs. San Francisco).

<b>Kareem Anderson</b> (1996)	1
F.3.96 *Hawai'i (SA) (W, 103-94)	34
<b>Tony Bland</b> (2002-03)	1
J.29.02 Houston (CA) (W, 78-66)	33
<b>Bob Brady</b> (1952-53-54)	2
J.16.54 vs. Pepperdine	32
F.7.53 Occidental (W, 88-72)	31
<b>Evon Burns</b> (2003)	1
F.24.03 *New Mexico (CA) (W, 89-73)	31
<b>Michael Cage</b> (1981-82-83-84)	8
F.6.84 *at Wyoming (ot-L, 73-83)	40
D.20.83 at Texas (W, 91-77)	37
F.9.84 *(7) UTEP (SA) (W, 73-62)	35
D.10.83 at Tulsa (L, 80-91)	32
D.1.82 at Long Beach State (W, 93-80)	32
D.17.83 Arizona (SA) (W, 90-80)	31
M.1.84 *Wyoming (SA) (L, 64-65)	30
D.29.82 Florida State (SA) (W, 89-85)	30

<b>Will Connelly</b> (1975-76-77)	1
D.9.74 (12) Purdue (SA) (L, 87-91)	40
<b>Steve Copp</b> (1973-74-75-76)	1
D.21.73 (13) Kansas State (SA) (W, 88-75)	39
<b>Myron Epps</b> (1999-00-01-02)	1
J.29.00 *at Wyoming (L, 87-93)	32
<b>Bernie Finlay</b> (1958-59-60)	1
F.12.60 *at Long Beach State (L, 72-104)	36
<b>Jamaal Franklin</b> (2011-12-13)	3
M.3.12 *at TCU (ot-W, 98-92)	35
F.25.12 *Colorado State (VA) (W, 74-66)	31
N.13.11 UC Davis (VA) (W, 89-74)	31

<b>Brian Frishman</b> (1976)	1
D.20.76 at New Mexico (L, 104-107)	32
<b>Kim Goetz</b> (1978-79)	5
M.3.79 *Utah (SA) (L, 87-100)	44
F.9.79 *Colorado State (SA) (W, 90-83)	42
M.1.79 *Brigham Young (SA) (L, 95-96)	38
F.23.78 *San Jose State (SA) (W, 81-77)	34
J.26.78 *CS Fullerton (SA) (W, 94-69)	31

<b>D.J. Gay</b> (2008-09-10-11)	1
J.15.11 *at New Mexico (W, 87-77)	30

<b>Carlus Groves</b> (1994)	2
F.3.94 *Fresno State (PG) (L, 79-93)	31
F.19.94 *UTEP (PG) (W, 100-85)	30

<b>Brandon Heath</b> (2004-05-06-07)	5
J.15.05 *at UNLV (W, 81-73)	37
F.25.06 *at New Mexico (W, 73-66)	32
F.24.07 (21/22) *Brigham Young (CA) (W, 86-74)	30
F.20.07 *at New Mexico (ot-W, 81-74)	30
D.13.04 at Texas Tech (L, 68-78)	30

<b>Randy Holcomb</b> (2001-02)	1
J.8.02 at Texas A&M-CC (W, 82-79)	30

<b>Von Jacobsen</b> (1969-70-71)	3
F.8.69 Chapman (PG) (W, 99-90)	40
D.6.69 Tahoe College (SA) (W, 92-87)	33
F.10.70 vs. CS Fullerton (W, 112-66)	32

<b>Shawn Jamison</b> (1990)	1
F.10.90 U.S. International (SA) (W, 108-97)	37

<b>Mitch McMullen</b> (1988-89)	1
F.25.89 U.S. International (SA) (W, 97-82)	31

<b>Chris McMurray</b> (1972)	1
D.21.71 vs. Chapman (W, 99-79)	32

<b>Joe McNaull</b> (1991-92-93)	1
D.20.91 Florida A&M (SA) (W, 94-90)	30

<b>Eddie Morris</b> (1980-81-82-83)	1
F.5.80 UNLV (SA) (L, 86-98)	41

<b>Ken Neun</b> (1969)	1
F.1.69 UC Santa Barbara (PG) (L, 80-93)	33

<b>Tony Pinkins</b> (1955-56-57)	1
F.21.57 *at CS Los Angeles (W, 66-61)	35

<b>Tony Ross</b> (1987-88-89)	4
F.7.87 *Air Force (SA) (L, 77-81)	33
J.3.87 *New Mexico (SA) (L, 84-88)	31
M.3.87 ^Hawai'i (SA) (W, 93-90)	30
D.27.86 Manhattan (SA) (W, 77-69)	30

<b>Jim Sams</b> (1954-55-56)	1
D.17.54 at Seattle (W, 91-72)	36

<b>Aerick Sanders</b> (2001-02-03-04)	1
D.31.03 Portland (CA) (W, 67-61)	34

<b>Kyle Spain</b> (2006-07-08-09)	1
J.21.09 New Mexico (CA) (W, 81-76)	30

<b>Chase Tapley</b> (2010-11-12-13)	1
D.22.12 vs. San Francisco (W, 80-58)	33

<b>Anthony Watson</b> (1983-84-85-86)	7
F.20.86 U.S. International (SA) (W, 138-93)	54
J.23.86 *at Hawai'i (L, 80-83)	34
F.6.86 *Brigham Young (SA) (L, 71-81)	32
F.13.86 *at Wyoming (L, 71-89)	31
J.30.86 *at Colorado State (L, 72-75)	31
J.27.86 *Wyoming (SA) (W, 88-82)	30
J.10.86 *at Utah (ot-L, 89-93)	30

<b>Billy White</b> (2008-09-10-11)	1
N.16.10 at (11/12) Gonzaga (W, 79-76)	30

## 15-Rebound Games

▶ There have been 16 20-rebound performances by seven players in SDSU history and 90 15-rebound games accomplished by 25 players since 1970-71.  
 ▶ The last time an SDSU player had at least 20 rebounds was March 13, 2010, when Kawhi Leonard had 21 rebounds at UNLV.

<b>Leonard Allen</b> (1982-83-84-85)	2
F.14.85 Texas-El Paso (SA) (W, 76-63)	18
D.1.84 Morgan State (SA) (W, 128-68)	15

<b>Ryan Amoroso</b> (2008-09)	1
M.14.09 ^Utah (L, 50-52)	15

<b>Fred Branch</b> (1977-78)	1
J.6.77 at Arizona (L, 77-80)	16

<b>Michael Cage</b> (1981-82-83-84)	24
D.29.80 LaSalle (SA) (W, 93-67)	26
F.6.84 *at Wyoming (L, 73-83)	21
J.31.83 *Air Force (SA) (W, 71-47)	21
D.4.82 Prairie View (SA) (W, 105-83)	20
F.24.81 Hawai'i (SA) (W, 90-77)	20
J.31.81 *at Texas-El Paso (L, 66-81)	20
J.7.81 Navy (SA) (W, 90-77)	20
D.27.83 Oral Roberts (SA) (ot-W, 85-75)	19
J.6.83 Saint Mary's (PG) (W, 80-55)	19

D.1.82 at CS Long Beach (W, 93-80)	19
J.5.84 San Diego (SA) (W, 61-47)	18
N.28.83 at Saint Mary's (W, 72-67)	18
N.26.82 San Francisco State (PG) (W, 75-58)	18
F.22.83 CS Long Beach (SA) (W, 91-76)	17
D.13.80 at CS Fullerton (W, 70-64)	17
D.11.80 at Northern Arizona (L, 68-76)	17
J.15.81 *Air Force (SA) (W, 58-43)	16
M.1.84 *Wyoming (SA) (L, 64-65)	15
F.25.84 at Hawai'i (L, 55-57)	15
J.21.84 Brigham Young (SA) (W, 79-75)	15
F.24.83 *at Wyoming (L, 56-66)	15
J.22.83 at Hawai'i (L, 75-98)	15
D.23.82 at Arizona (L, 44-46)	15
M.7.81 *New Mexico (SA) (W, 92-84)	15

<b>Leon Carter</b> (1995-96)	4
J.18.96 *at Fresno State (L, 67-79)	17
F.29.96 at Colorado State (L, 74-87)	15
F.3.96 Hawai'i (SA) (W, 103-94)	15
J.20.96 at Air Force (W, 77-69)	15

<b>Will Connelly</b> (1975-76-77)	2
J.29.76 *Long Beach State (PG) (W, 79-52)	15
D.17.75 Central Michigan (PG) (W, 73-59)	15

<b>Steve Copp</b> (1973-74-75-76)	^1
F.19.76 UC Santa Barbara (PG) (L, 73-76)	15

<b>Marcelo Correa</b> (1997-98-99-00-01)	1
N.24.99 UC Riverside (CA) (W, 73-57)	15

<b>Marty Dow</b> (1990-91)	4
F.23.91 *at Wyoming (W, 95-83)	16
M.2.91 at Hawai'i (L, 58-65)	15
F.3.91 *Wyoming (SA) (W, 87-84)	15
D.8.90 Cal Poly Pomona (PG) (W, 94-78)	15

<b>Jamaal Franklin</b> (2011-13)	4
J.9.13 *at Fresno State (W, 65-62)	18
F.25.12 *Colorado State (VA) (W, 74-66)	16
D.23.12 vs. Indiana State (W, 62-55)	15
D.3.12 Texas Southern (VA) (W, 74-62)	15

<b>Eddy Gordon</b> (1980-81-82-83)	1
D.27.80 at Long Beach State (W, 71-68)	17

<b>Rodney Hawkins</b> (1986-87-88)	2
J.21.88 at Air Force (L, 57-60)	16
D.13.86 CS Los Angeles (SA) (W, 64-60)	15

<b>Randy Holcomb</b> (2001-02)	1
D.29.01 at Duke (L, 79-92)	15

<b>Larry Jones</b> (1972-73)	+1
1971-72 *vs. Fresno State	21

<b>Joel Kramer</b> (1974-76-77-78)	2
J.31.77 *UC Santa Barbara (PG) (W, 76-66)	16
N.25.77 Drake (SA) (W, 100-72)	15

<b>Roy Kruiswyk</b> (1997-98)	1
J.10.98 Hawai'i (CA) (W, 81-72)	15

<b>Kawhi Leonard</b> (2010-11)	10
M.13.10 ^at UNLV (W, 55-45)	21
D.9.09 CS Fullerton (VA) (W, 82-68)	18
J.12.11 *UNLV (VA) (W, 55-49)	17
F.19.11 *at Air Force (W, 70-58)	15
F.2.11 *at Colorado State (W, 56-54)	15
J.26.11 *at (9/9) Brigham Young (L, 58-71)	15
J.15.11 *at New Mexico (W, 87-77)	15
M.3.10 *Colorado State (VA) (W, 68-55)	15
F.20.10 *Utah (VA) (W, 68-61)	15
J.5.10 *(15/14) New Mexico (VA) (W, 74-64)	15

<b>Steve Malovic</b> (1978-79)	2
F.24.79 *at New Mexico (L, 78-84)	23
F.17.79 at UNLV (W, 94-91)	16

<b>Chris McMurray</b> (1972-73)	+1
D.21.71 vs. Chapman (W, 99-79)	23



# Top Game Performances



FOUR CONSECUTIVE NCAA TOURNAMENT APPEARANCES ► SEVEN-TIME MOUNTAIN WEST CHAMPIONS

**Joe McNaull** (1991-92-93) **2**  
 J.25.92 \*New Mexico (SA) (L, 61-71) 17  
 J.28.93 \*vs. Air Force (PG) (W, 59-51) 16

**Gerald Murray** (1984-85-87) **3**  
 F.26.87 \*Brigham Young (SA) (L, 68-85) 17  
 F.28.87 \*Utah (SA) (W, 75-62) 15  
 J.29.87 U.S. International (SA) (L, 81-87) 15

**Aerick Sanders** (2001-02-03-04) **5**  
 N.25.03 vs. Dayton (L, 71-76) 18  
 F.21.04 \*Wyoming (CA) (W, 74-66) 16  
 N.26.03 at Chaminade (W, 75-67) 16  
 J.24.04 \*at Colorado State (L, 82-92) 16  
 N.30.03 Troy State (CA) (L, 84-93) 15

**Al Skalecky** (1966-67-68) **+4**  
 1965-66 vs. CS Northridge 25  
 1967-68 vs. CS Northridge 22  
 1965-66 vs. Cal Poly-SLO 22  
 1967-68 vs. UC Irvine 21

**Marcus Slaughter** (2004-05) **8**  
 J.14.06 \*vs. UNLV (W, 83-67) 20  
 M.9.06 vs. Colorado State (W, 64-52) 19  
 J.18.06 \*at TCU (W, 76-57) 18  
 D.10.05 Washington State (CA) (L, 49-60) 17  
 F.8.06 \*Air Force (CA) (W, 61-51) 15  
 N.26.05 Albany (CA) (W, 80-53) 15  
 J.29.05 \*at Air Force (L, 50-62) 15  
 F.17.04 \*at UNLV (L, 65-68) 15

**Malcolm Thomas** (2010-11) **3**  
 J.12.11 \*UNLV (VA) (W, 55-49) 16  
 D.13.10 Cal Poly (VA) (W, 51-45) 15  
 J.5.10 New Mexico (VA) (W, 74-64) 15

## 10-Assist Games

► There have been 66 10-assist efforts by 23 players in SDSU history (since 1975-76).  
 ► The last time it happened was Dec. 7, 2011, when Xavier Thames recorded 11 against at San Diego.

**Howard Avery** (1979) **1**  
 N.28.78 Idaho State (SA) (W, 104-83) 13

**William Campbell** (1987) **1**  
 J.3.87 \*New Mexico (SA) (L, 84-88) 10

**Dean Decker** (1977-78) **7**  
 D.30.77 Purdue (SA) (W, 91-84) 14  
 D.11.76 UNLV (SA) (L, 113-118) 14  
 J.19.78 UC Irvine (SA) (W, 90-65) 13  
 F.19.77 \*Fresno State (PG) (W, 80-58) 12  
 F.25.78 \*Pacific (SA) (W, 84-69) 11

J.3.77 N. Texas State (PG) (L, 100-108) 11  
 D.2.77 Arizona (SA) (L, 79-80) 10

**Mark Delsman** (1974-75-76-77) **1**  
 D.11.79 (5) UNLV (SA) (L, 113-118) 13

**Tracy Dildy** (1986-87) **1**  
 D.1.86 at UC Santa Barbara (L, 70-87) 11

**Mike Dodd** (1976-77-78-79) **4**  
 D.23.78 Kansas (SA) (W, 81-69) 11  
 J.28.78 \*UC Santa Barbara (SA) (W, 80-56) 11  
 F.9.79 \*Colorado State (SA) (W, 90-83) 10  
 F.3.79 \*at Brigham Young (L, 80-88) 10

**Creon Dorsey** (1985-86) **4**  
 F.12.85 Long Beach State (W, 86-69) 13  
 F.15.86 \*Hawai'i (SA) (W, 80-70) 12  
 D.28.84 TCU (SA) (L, 70-72) 11  
 J.31.85 \*at Brigham Young (W, 77-71) 10

**Tony Gwynn** (1978-79-80-81) **16**  
 F.5.80 \*UNLV (SA) (L, 86-98) 18  
 M.7.81 \*New Mexico (SA) (W, 92-84) 16  
 J.17.81 UNLV (SA) (L, 77-78) 14  
 F.14.80 \*New Mexico (SA) (W, 76-74) 14  
 J.8.80 \*Hawai'i (SA) (L, 76-78) 13  
 F.3.79 \*at Brigham Young (L, 80-88) 13  
 J.5.80 \*Wyoming (SA) (W, 65-57) 12  
 F.9.80 \*at Hawai'i (L, 69-79) 11  
 J.11.80 \*at UNLV (L, 86-88) 11  
 M.1.79 \*Brigham Young (SA) (L, 95-96) 11  
 F.14.81 \*Brigham Young (SA) (W, 73-72) 10  
 D.30.80 DePaul (SA) (L, 69-85) 10  
 J.19.80 \*at New Mexico (L, 72-73) 10  
 F.10.79 \*Wyoming (SA) (W, 79-71) 10  
 D.29.79 Tennessee (SA) (L, 77-96) 10  
 D.13.79 Oklahoma State (SA) (W, 104-100) 10

**Jason Hamilton** (1993) **1**  
 F.6.93 \*at Fresno State (L, 70-78) 10

**Bradley Jackson** (2000) **1**  
 J.2.00 High Point (CA) (W, 74-63) 11

**Raymond King** (1996) **1**  
 J.2.96 \*Colorado State (SA) (W, 87-67) 11

**Jeff Konek** (1985) **1**  
 D.6.83 Long Beach State (SA) (W, 91-76) 10

**Ray Leary** (1974-75-76) **3**  
 J.31.76 \*Fresno State (PG) (W, 103-84) 11  
 J.15.76 at UC Santa Barbara (L, 78-83) 10  
 D.15.75 at UCLA (L, 86-101) 10

**Deandre Moore** (2001-02-03) **2**  
 M.1.01 ^vs. Wyoming (L, 62-69) 11

D.2.00 Sacramento State (CA) (W, 92-69) 11

**Chad Nelson** (1994-95-96-97) **1**  
 J.30.96 CS Northridge (SA) (W, 80-47) 10

**Andre Ross** (1984-85) **1**  
 D.27.83 Oral Roberts (SA) (W, 85-75) 13

**Keith Smith** (1982-83) **13**  
 D.7.82 Doane College (PG) (W, 100-88) 14  
 M.12.82 UC Irvine (SA) (NIIT) (L, 69-70) 13  
 M.4.82 \*Colorado State (SA) (W, 68-62) 13  
 J.30.82 \*Utah (SA) (W, 75-62) 12  
 J.9.82 \*at Hawai'i (L, 63-70) 12  
 D.12.81 Oregon (SA) (W, 87-74) 12  
 J.21.82 \*at Wyoming (L, 64-77) 11  
 D.30.81 Temple (SA) (W, 75-64) 11  
 D.29.81 Baylor (SA) (W, 77-54) 11  
 F.25.82 \*at Utah (W, 74-72) 10  
 J.28.82 \*Brigham Young (SA) (W, 80-66) 10  
 D.22.81 Long Beach State (SA) (W, 92-84) 10  
 N.30.81 UC San Diego (PG) (W, 105-70) 10

**Virgil Smith** (1992) **2**  
 N.24.91 Richmond (SA) (L, 68-78) 11  
 F.13.92 \*at Wyoming (L, 66-92) 10

**Xavier Thames** (2011-present) **1**  
 D.7.11 at San Diego (W, 74-62) 11

**Lorenzo Wade** (2007-08) **1**  
 M.1.08 \*Colorado State (CA) (W, 86-62) 11

**Anthony Watson** (1983-84-85-86) **1**  
 F.16.84 \*at Brigham Young (ot-L, 92-94) 10

**Bryan Williams** (1988-89) **1**  
 F.12.88 \*at New Mexico (L, 85-93) 10

**Richie Williams** (2006) **1**  
 M.3.06 South Dakota State (CA) (W, 88-63) 11

**Key**  
 \* - Conference game. ^ - Conference tournament game. PG - Peterson Gym. SA - Sports Arena. VA or CA - Viejas Arena (formerly Cox Arena). + - Indicates the individual played at least some portion of his career prior to 1975-76 and the total may be incomplete. For the purposes of this book, anytime a season is listed as one year, the back half of the season is designated. (e.g. 1989-90 is 90).

## Most 10-Assist Games/Career

Player	Years	No.
Tony Gwynn	78-81	16
Keith Smith	82-83	13
Dean Decker	77-78	7
Creon Dorsey	85-86	4
Mike Dodd	76-79	4
Ray Leary	74-76	3

## Double-Double Team Log

Below is the number of double-doubles and number of Aztecs that recorded one since 1975-76.

Season	No.	Pl.
1975-76	30	6
1976-77	24	7
1977-78	17	3
1978-79	20	6
1979-80	19	4
1980-81	16	3
1981-82	22	4
1982-83	23	4
1983-84	30	4
1984-85	14	4
1985-86	10	4
1986-87	16	3
1987-88	11	3
1988-89	16	5
1989-90	10	3
1990-91	15	3
1991-92	13	3
1992-93	10	3
1993-94	7	3
1994-95	7	5
1995-96	6	2
1996-97	2	2
1997-98	13	3
1998-99	4	2
1999-00	7	3
2000-01	8	4
2001-02	15	2
2002-03	5	3
2003-04	15	3
2004-05	11	2
2005-06	21	3
2006-07	8	4
2007-08	5	3
2008-09	8	5
2009-10	21	2
2010-11	36	4
2011-12	17	5
2012-13	16	3

## ► Double-Doubles (Since 1975-76 season)

Pl.	Name	Seasons	No.
1.	Michael Cage	81-82-83-84	61
2.	Kawhi Leonard	10-11	40
3.	Marcus Slaughter	04-05-06	30
4.	Jamaal Franklin	11-12-13	26
	Joel Kramer	74-76-77-78	+26
6.	Randy Holcomb	01-02	19
7.	Joe McNaull	91-92-93	18
8.	Steve Malovic	78-79	17
9.	Marty Dow	90-91	16
10.	Leonard Allen	82-83-84-85	15
11.	Aerick Sanders	01-02-03-04	14
	Eddy Gordon	80-81-82-83	14
	Will Connelly	75-76-77	14
14.	Malcolm Thomas	10-11	13
15.	Rodney Hawkins	86-87-88	12
--	JJ O'Brien	13-present	2
--	Xavier Thames	12-present	2

Pl.	Name (Class)	Season	No.
1.	Kawhi Leonard (So.)	2011	23
	Michael Cage (Sr.)	1984	23
3.	Marcus Slaughter (Jr.)	2006	18
	Michael Cage (Jr.)	1983	18
5.	Kawhi Leonard (Fr.)	2010	17
6.	Randy Holcomb (Sr.)	2002	14
7.	Jamaal Franklin (Jr.)	2013	13
	Marty Dow (Sr.)	1991	13
9.	Jamaal Franklin (So.)	2012	12
	Aerick Sanders (Sr.)	2004	12
11.	Gerald Murray (Sr.)	1987	11
12.	Marcus Slaughter	2005	10
	Roy Krusiswyk (Sr.)	1998	10
	Keith Smith (Jr.)	1982	10
	Michael Cage (So.)	1982	10
	Michael Cage (Fr.)	1981	10
	Eddy Gordon (So.)	1980	10

**Most Consecutive Double-Doubles - 9**  
 Michael Cage (final game of 1982-83 and the first eight games of 1983-84)  
**Most Consecutive Double-Doubles, Season - 8**  
 Michael Cage (twice during 1983-84)

**Three Double-Doubles in the Same Game - 5 times**  
 most recently Jan. 29, 2008, at Colorado State - W, 83-82 (Ryan Amoroso 23 pts., 11 rebs., Lorenzo Wade 18 pts., 10 rebs.; Billy White 17 pts., 10 rebs.)

**Two Double-Doubles in the Same Game - 50 times since 1979**  
 most recently Dec. 5, 2012, vs. Arkansas-Pine Bluff - W, 79-43 (Jamaal Franklin 15 pts., 12 rebs. and DeShawn Stephens 11 pts., 10 rebs.)

**Triple-Doubles - 0**  
 closest as defined by having a double-double and highest total in third category:

Keith Smith vs. Brigham Young, Jan. 28, 1982 - 19 pts., 10 ast., 9 rebs.  
 Lorenzo Wade vs. Colorado State, March 1, 2008 - 25 pts., 11 ast., 8 rebs.  
 William Campbell vs. New Mexico, Jan. 3, 1987 - 15 pts., 10 ast., 8 rebs.  
 Keith Smith vs. Oregon, Dec. 12, 1981 - 18 pts., 12 ast., 8 rebs.  
 Lorenzo Wade at Air Force, Jan. 3, 2009 - 12 pts., 11 rebs., 8 ast.  
 Malcolm Thomas vs. Utah, March 10, 2011 - 13 pts., 10 rebs., 8 ast.  
 Four times an SDSU player has had a double-double with seven in the third category (Michael Cage (2), Creon Dorsey and Tony Gwynn) last time was Feb. 15, 1986.

RECORDS ► TOP GAME PERFORMANCES AZTEC BASKETBALL MEDIA GUIDE

# Miscellaneous Records



FOUR CONSECUTIVE NCAA TOURNAMENT APPEARANCES ► SEVEN-TIME MOUNTAIN WEST CHAMPIONS

## San Diego State Division I Era Starts

Wins Thru	1	2	3	4	5	6	7	8	9	10	11	12	13	14	15	16	17	18	19	20	21	22	23	24	25	26	27	28	Final		
1970-71	0	0	0	1	2	2	2	2	2	3	3	3	4	5	6	7	7	8	9	9	10	11	11	11	12	12			12-14		
1971-72	1	2	3	4	5	6	7	7	8	8	9	10	11	11	12	12	12	13	13	14	15	16	17	17	17	17	17	18	18-10		
1972-73	0	1	2	3	3	3	4	4	5	5	5	6	7	8	8	9	10	11	11	11	12	13	13	14	14	15			15-11		
1973-74	0	1	1	1	1	2	2	3	3	3	3	3	3	3	4	4	4	4	4	4	4	5	5	5	6	7			7-19		
1974-75	0	1	1	1	2	2	2	3	3	3	4	4	5	6	7	8	9	10	10	11	12	13	13	14	14	14	14			14-13	
1975-76	0	0	1	2	2	2	3	4	4	5	6	7	8	9	9	10	11	12	13	13	13	13	13	13	14	15	16			16-13	
1976-77	0	1	1	1	1	1	2	2	2	3	3	3	3	3	4	5	6	6	7	8	9	9	10	11	12	13	13			13-15	
1977-78	1	1	2	2	2	2	2	3	4	5	6	7	7	8	9	9	10	11	12	12	13	14	15	16	17	18	19			19-9	
1978-79	0	1	2	3	4	4	5	6	6	7	7	8	8	8	9	10	11	12	12	12	13	14	15	15	15	15	15			15-12	
1979-80	1	2	2	2	2	3	3	3	3	4	5	5	5	5	5	5	5	5	5	5	5	6	6	6	6	6	6			6-21	
1980-81	1	2	3	3	4	5	6	6	6	7	8	8	8	9	9	9	10	10	10	11	11	12	13	14	14	15			15-12		
1981-82	1	2	2	2	3	4	5	6	7	8	8	8	9	10	10	11	12	13	14	15	16	17	18	18	19	19	20	20			20-9
1982-83	1	2	3	4	5	6	7	7	8	8	9	9	9	10	11	12	13	13	14	14	15	16	16	17	17	17	18			18-10	
1983-84	1	1	2	3	3	4	5	6	7	7	8	9	9	10	10	11	12	12	12	13	14	14	14	14	14	14	15			15-13	
1984-85	1	2	3	4	5	6	7	8	8	8	9	10	11	12	12	13	14	15	16	16	17	18	19	20	21	21	21			23-8	
1985-86	0	0	0	0	0	0	1	1	1	1	2	3	3	3	4	5	6	6	7	7	7	7	8	9	9	9	10			10-19	
1986-87	0	0	0	1	1	1	1	2	2	2	2	2	2	2	2	2	2	2	2	2	2	2	2	2	3	3	4			5-25	
1987-88	0	1	2	2	2	3	3	4	4	5	6	6	6	7	7	7	7	7	8	9	9	9	10	10	11	11	11	12			12-17
1988-89	1	2	3	3	3	4	4	5	5	6	7	8	8	8	8	8	8	9	9	9	10	10	10	10	11	12	12			12-17	
1989-90	0	0	1	2	3	4	5	5	6	6	7	7	8	9	9	9	10	11	11	11	12	12	13	13	13	13	13			13-18	
1990-91	0	0	0	1	2	3	4	4	5	5	6	6	7	8	8	8	9	9	9	9	9	10	10	11	12	12	13			13-16	
1991-92	0	0	0	1	1	1	2	2	2	2	2	2	2	2	2	2	2	2	2	2	2	2	2	2	2	2	2			2-26	
1992-93	0	1	1	2	2	3	3	3	4	4	4	4	4	4	4	5	5	6	6	6	6	6	6	6	7	7	7			8-21	
1993-94	1	2	2	2	3	4	5	5	5	6	6	6	6	7	7	8	8	9	9	9	10	10	10	10	11	12	12			12-16	
1994-95	1	2	3	3	3	4	4	5	5	5	6	6	6	6	7	7	7	7	7	7	8	8	8	9	10	11	11			11-17	
1995-96	1	2	2	2	3	4	4	5	6	6	7	8	8	8	9	10	10	11	12	12	13	13	13	13	14	14	14			15-14	
1996-97	1	1	2	3	4	4	5	6	7	8	9	9	10	11	11	11	11	11	12	12	12	12	12	12	12	12			12-15		
1997-98	0	0	1	1	2	2	3	3	4	5	5	6	7	7	8	8	9	10	11	11	11	11	12	12	12	13	13			13-15	
1998-99	0	0	0	0	0	1	1	1	1	1	1	2	2	2	2	2	2	2	2	2	2	2	3	3	4					4-22	
1999-00	1	1	1	1	2	2	2	3	3	4	5	5	5	5	5	5	5	5	5	5	5	5	5	5	5	5	5			5-23	
2000-01	1	2	2	3	4	4	4	5	6	7	8	9	10	10	10	10	11	11	11	11	11	11	11	12	13	14	14			14-14	
2001-02	1	1	2	2	3	4	4	5	6	7	7	8	9	10	10	10	11	11	11	12	13	13	13	14	15	16	17			21-12	
2002-03	0	0	1	2	2	3	4	5	6	7	8	8	9	10	11	11	11	12	12	12	13	14	15	15	15	15	16			16-14	
2003-04	1	2	2	3	3	4	5	5	6	7	7	8	9	9	10	11	11	11	11	12	12	12	12	13	14	14	14			14-16	
2004-05	0	1	2	3	4	4	4	4	4	5	5	6	7	8	8	9	9	9	9	10	10	10	10	10	10	11	11			11-18	
2005-06	1	1	2	3	3	4	4	4	5	6	6	7	8	8	9	10	11	12	13	14	15	16	16	17	18	19	20			24-9	
2006-07	1	2	3	4	5	6	7	8	8	8	9	10	10	11	11	12	13	13	13	14	15	16	17	18	18	19	20			22-11	
2007-08	1	2	3	4	5	6	7	8	8	9	9	10	11	11	12	13	14	14	15	16	16	16	16	17	18	18	18			20-13	
2008-09	1	1	2	3	4	5	6	7	7	8	9	10	11	12	13	14	15	16	17	17	18	18	18	19	20	20			26-10		
2009-10	1	1	2	3	3	4	5	6	7	8	8	9	10	11	12	12	13	14	14	15	16	16	17	18	19	20	20			25-9	
2010-11	1	2	3	4	5	6	7	8	9	10	11	12	13	14	15	16	17	18	19	20	21	22	23	24	25	26	27			34-3	
2011-12	1	2	3	3	4	5	6	7	7	8	9	10	11	12	13	14	15	16	17	18	18	19	20	20	20	21	22			26-8	
2012-13	0	1	2	3	4	5	6	7	8	9	10	11	11	12	13	14	14	14	15	16	17	18	18	18	19	20	20			23-11	

## Top Scoring SDSU Duos

Pl.	Names (PPG)	Season	Points	Avg.
1.	Brandon Heath (19.3), Mohamed Abukar (15.8)	2006-07	1,142	34.6
2.	Brandon Heath (18.4), Marcus Slaughter (16.5)	2005-06	1,101	33.4
3.	Jamaal Franklin (17.4), Chase Tapley (15.8)	2011-12	1,094	32.2
4.	Randy Holcomb (16.9), Tony Bland (15.7)	2001-02	1,077	32.6
5.	Brandon Heath (18.3), Marcus Slaughter (17.8)	2004-05	1,012	34.9
6.	Jamaal Franklin (17.0), Chase Tapley (13.5)	2012-13	1,007	29.6
7.	Kim Goetz (20.5), Steve Malovic (17.4)	1978-79	1,003	37.1
8.	Steve Copp (17.9), Will Connelly (16.6)	1975-76	1,001	34.5
9.	Anthony Watson (17.5), Leonard Allen (14.6)	1984-85	997	32.2
10.	Anthony Watson (22.5), John Martens (12.2)	1985-86	984	34.0

## Top Scoring SDSU Trios

Pl.	Names (PPG)	Season	Points	Avg.
1.	Randy Holcomb (16.9), Tony Bland (15.7), Al Faux (17.0)	2001-02	1,571	47.6
2.	Brandon Heath (19.3), Mohamed Abukar (15.8), Lorenzo Wade (10.5)	2006-07	1,488	45.1
3.	Eddy Gordon (12.8), Eddie Morris (13.3), Joe Mendoza (12.0)	1979-80	1,457	53.7
4.	Brandon Heath (18.4), Marcus Slaughter (16.5), Mohamed Abukar (14.3)	2005-06	1,415	42.9
5.	Jamaal Franklin (17.4), Chase Tapley (15.8), Xavier Thames (10.1)	2011-12	1,407	41.4
6.	Kawhi Leonard (15.5), Malcolm Thomas (11.4), D.J. Gay (11.1)	2010-11	1,391	37.6
7.	Kim Goetz (20.5), Steve Malovic (17.4), Mike Dodd (12.6)	1978-79	1,342	49.7
8.	Anthony Watson (17.5), Leonard Allen (14.6), Michael Kennedy (10.8)	1984-85	1,331	42.9
9.	Chris McMurray (16.1), Jimmy Harris (15.9), Jimmy Wilkins (14.8)	1971-72	1,311	46.8

10.	Jamaal Franklin (17.0), Chase Tapley (13.5), Xavier Thames (9.5)	2012-13	1,293	38.0
-----	------------------------------------------------------------------	---------	-------	------

## Top Rebounding SDSU Duos

Pl.	Names (RPG)	Season	Rebs.	Avg.
1.	Kawhi Leonard (10.6), Malcolm Thomas (8.1)	2010-11	681	18.4
2.	Kawhi Leonard (9.9), Malcolm Thomas (7.6)	2009-10	596	17.5
3.	Chris McMurray (12.5), Larry Jones (8.7)	1971-72	585	20.9
4.	Michael Cage (12.6), Leonard Allen (7.0)	1983-84	549	19.6
5.	Michael Cage (12.6), Leonard Allen (6.0)	1982-83	522	18.6
6.	Michael Cage (13.1), Eddy Gordon (6.2)	1980-81	511	17.9
7.	Will Connelly (8.9), Steve Copp (8.6)	1975-76	506	17.4
8.	Aerick Sanders (9.8), Marcus Slaughter (6.8)	2003-04	499	16.6
9.	Will Connelly (9.2), Steve Copp (9.1)	1974-75	495	18.3
10.	Marcus Slaughter (11.0), Kyle Spain (5.6)	2005-06	487	14.8

## Top Rebounding SDSU Trios

Pl.	Names (RPG)	Season	Rebs.	Avg.
1.	Kawhi Leonard (10.6), Malcolm Thomas (8.1), Billy White (4.4)	2010-11	838	22.6
2.	Chris McMurray (12.5), Larry Jones (8.7), Jeff Pete (5.7)	1971-72	744	26.7
3.	Kawhi Leonard (9.9), Malcolm Thomas (7.6), Billy White (4.3)	2009-10	732	21.5
4.	Will Connelly (8.9), Steve Copp (8.6), Joel Kramer (6.0)	1975-76	681	23.5
5.	Michael Cage (12.6), Leonard Allen (7.0), Andre Ross (5.2)	1983-84	679	22.6
6.	Will Connelly (9.2), Steve Copp (9.1), Bob Kovach (5.7)	1974-75	650	24.1
	Will Connelly (9.2), Steve Copp (9.1), Allen Bunting (5.7)	1974-75	650	24.1

# Miscellaneous Records



FOUR CONSECUTIVE NCAA TOURNAMENT APPEARANCES ► SEVEN-TIME MOUNTAIN WEST CHAMPIONS

8.	Aerick Sanders (9.8), Marcus Slaughter (12.8), Chris Walton (4.9)	2003-04	647	21.6
9.	Jamaal Franklin (9.5), DeShawn Stephens (5.1), JJ O'Brien (4.5)	2012-13	637	18.7
10.	Michael Cage (12.6), Leonard Allen (6.0), Eddie Morris (3.7)	1982-83	625	20.8

## Consecutive Double-Digit Scoring Games *since 1975-76*

Pl.	Name	Games	Streak Started	Final Game
1.	Brandon Heath	58	Dec. 17, 2005	March 19, 2007
2.	Jamaal Franklin	32	Dec. 22, 2011	Dec. 25, 2012
	Zack Jones	32	Nov. 28, 1980	Dec. 8, 1981
4.	Anthony Watson	31	March 8, 1985	March 7, 1986
5.	Marcus Slaughter	28	Nov. 19, 2004	Nov. 17, 2005
6.	Michael Cage	27	Jan. 6, 1983	Dec. 29, 1983
7.	Jamaal Franklin	18	Jan. 2, 2013	March 13, 2013
	Chase Tapley	18	Nov. 23, 2011	Feb. 11, 2012
	Randy Holcolmb	18	Nov. 18, 2000	Jan. 27, 2001
	Jason Richey	18	Dec. 2, 1997	Feb. 14, 1998
	Michael Cage	18	Jan. 3, 1984	March 3, 1984

## Most Double-Digit Scoring Games/Season *since 1975-76*

Pl.	Name	Games	Season
1.	Kawhi Leonard	33	2010-11
	Brandon Heath	33	2006-07
3.	Jamaal Franklin	31	2012-13
	Brandon Heath	31	2005-06
5.	Chase Tapley	30	2011-12
	Randy Holcolmb	30	2001-02
7.	Jamaal Franklin	29	2011-12
	Tony Bland	29	2001-02
	Shawn Jamison	29	1989-90
	Anthony Watson	29	1984-85

## Most Double-Digit Scoring Games/Career *since 1975-76*

Pl.	Name	Games	Seasons
1.	Brandon Heath	112	2004, 05, 06, 07
2.	Anthony Watson	88	1983, 84, 85, 86
3.	Michael Cage	85	1981, 82, 83, 84
4.	Chase Tapley	80	2010, 11, 12, 13
5.	Lorenzo Wade	68	2007, 08, 09
	Chad Nelson	68	1994, 95, 96, 97
7.	Billy White	63	2008, 09, 10, 11
	Tony Ross	63	1987, 88, 89
9.	Kyle Spain	62	2006, 07, 08, 09
10.	Jamaal Franklin	61	2011, 12, 13
	Marcus Slaughter	61	2004, 05, 06

## Most Double-Digit Rebounding Gms./Season *since 1975-76*

Pl.	Name	Games	Season
1.	Kawhi Leonard	23	2010-11
	Michael Cage	23	1983-84
3.	Michael Cage	20	1982-83
4.	Kawhi Leonard	19	2009-10
	Marcus Slaughter	19	2005-06
	Michael Cage	19	1980-81
7.	Jamaal Franklin	14	2012-13
	Randy Holcomb	14	2001-02
9.	Marty Dow	13	1990-91
	Michael Cage	13	1981-82
	Eddy Gordon	13	1979-80
	Joel Kramer	13	1977-78
	Will Connelly	13	1975-76

## Highest Scoring Freshman Classes *Division I era*

Pl.	Names (PPG)	Season	Points	Avg.
1.	Epps (11.8), Okotie (8.5), Abramowitz (5.3), Berokoff (4.0), Mann (2.2)	1998-99	808	31.1
2.	Morris (13.3), Gordon (12.8), McKimney (4.1)	1979-80	717	26.6
3.	Leonard (12.7), Tapley (7.6), Williams (1.9)	2009-10	707	20.8

4.	Heath (13.8), Slaughter (7.9)	2003-04	650	21.7
5.	Miller (6.8), McKinney (5.4), McNaull (4.7), Hamilton (2.8)	1990-91	545	18.8
6.	Lowery (6.1), Scruggs (3.9), Dildy (2.9), Brown (2.9), Gaines (2.8), Bobin (0.6)	1985-86	523	18.0
7.	Spain (9.2), Williams (6.6), Hoerner (1.9), McGrath (0.6), Lamb (0.7)	2005-06	519	15.7
8.	White (8.5), Gay (5.8), Shelton (10.0)	2007-08	512	15.5
9.	Ross (16.3), Baskin (1.3), Kline (1.2), Bryant (0.7)	1986-87	501	16.7
10.	Burns (9.2), Sir (5.5), Sharper (1.9), Davis (1.5)	2002-03	492	16.4

## Highest Scoring Sophomore Classes *Division I era*

Pl.	Names (PPG)	Season	Points	Avg.
1.	Leonard (15.5), Tapley (8.6), Rahon (7.0), Williams (2.1)	2010-11	1,129	30.5
2.	Heath (18.3), Slaughter (17.9)	2004-05	1,012	34.8
3.	Epps (14.4), Abramowitz (7.6), Okotie (6.6), Berokoff (3.8), Small (2.2), Mann (1.9)	1999-00	984	35.1
4.	McNaull (13.1), Clark (11.6), Miller (10.8), Hamilton (6.2)	1991-92	973	34.8
5.	J. Franklin (17.4), Thames (10.1), L. Franklin (2.8), Castleberry (1.0)	2011-12	969	28.5
6.	Lowery (11.8), Gaines (7.3), Scruggs (4.8), Brown (3.2), Dildy (3.1)	1986-87	820	27.3
7.	Wade (10.5), Williams (7.0), Spain (6.6), Lamb (1.4), Hoerner (3.5)	2006-07	817	24.8
8.	Copp (13.1), Bunting (9.8), Earle (7.5), Honz (3.6), Leary (2.1)	1973-74	701	27.0
9.	Connelly (17.7), Delsman (3.0)	1974-75	561	20.8
10.	White (8.8), Gay (6.0), Deutchman (0.0)	2008-09	509	14.1

## Highest Scoring Junior Classes *Division I era*

Pl.	Names (PPG)	Season	Points	Avg.
1.	Wade (14.8), Spain (13.2), Amoroso (11.4), Davis (7.5), Williams (6.9), Lamb (0.7)	2007-08	1,558	47.2
2.	Jamison (16.8), Dow (12.3), Hudson (7.7), Massey (7.1), Thompson (4.5), Steiny (1.6), Stewart (0.0)	1989-90	1,434	46.3
3.	Heath (18.4), Slaughter (16.5), Abukar (14.3)	2005-06	1,415	42.9
4.	Holcomb (15.9), Epps (11.1), Faux (10.5), Kovacic (5.3), Abramowitz (5.0)	2000-01	1,388	49.6
5.	Goetz (16.9), Dodd (14.1), Malovic (13.1), Hale (4.8)	1977-78	1,351	48.3
6.	Copp (13.8), Kovach (9.8), Bunting (8.3), Earle (7.0), Leary (6.6)	1974-75	1,288	47.7
7.	Mendoza (30.5), Gwynn (11.1), Head (5.1), Smith (1.5), Hamilton (0.6)	1979-80	1,274	47.2
8.	Richey (17.6), Fields (11.0), Thompson (9.6), Betts (9.0), Kruiiswyk (5.3), Johnson (3.5), Demirdjian (1.3), Archie (0.5)	1996-97	1,249	46.3
9.	Thomas (10.9), Gay (10.5), White (11.1), Carlwell (4.7), Deutchman (1.7)	2009-10	1,245	36.6
10.	McMurray (16.1), Pete (10.8), Jones (9.1), Marlowe (6.0), Leech (1.5)	1971-72	1,184	42.3

## Highest Scoring Senior Classes *Division I era*

Pl.	Names (PPG)	Season	Points	Avg.
1.	Watson (22.5), Johnson (15.7), Martens (12.2), Dorsey (8.2), Owens (7.0)	1985-86	1,628	56.1
2.	Wade (14.1), Spain (14.0), Amoroso (7.5), Williams (7.2), Davis (2.5), Thomas (1.8)	2008-09	1,462	40.6
3.	Anderson (13.7), Jarrett (13.6), Carter (12.9), Randle (5.6), Martin (5.1), Gardner (1.8)	1995-96	1,427	49.2
4.	Goetz (20.5), Malovic (17.4), Dodd (12.6), Hale (5.6)	1978-79	1,392	51.6
5.	Thomas (11.4), Gay (11.1), White (10.3), Carlwell (3.8), Cheriet (1.8)	2010-11	1,380	37.3
6.	Copp (17.9), Kovach (9.8), Leary (8.3), Bunting (6.4), Earle (5.8)	1975-76	1,335	46.0
7.	Faux (17.0), Holcomb (16.9), Smith (3.3), Kovacic (2.3), Epps (2.2)	2001-02	1,261	38.2
8.	Schneider (15.1), Jacobsen (11.6), Lavender (11.5), Egerer (7.7), Borchert (6.0)	1970-71	1,249	48.0
9.	McMullen (14.6), Bell (12.2), Johnson (9.4), Williams (8.7)	1988-89	1,212	41.8
10.	Bland (16.4), Mackell (14.4), Moore (8.3)	2002-03	1,175	39.2

# Individual Season Records




FOUR CONSECUTIVE NCAA TOURNAMENT APPEARANCES ► SEVEN-TIME MOUNTAIN WEST CHAMPIONS




Michael Cage



Anthony Watson



Bob Brady



Al Skalecky



Chris McMurray



Tony Gwynn

San Diego State's all-time season records are listed below. The number beneath Rk. indicates the ranking on the all-time records list since SDSU started playing basketball in 1921 or since the statistic was created unless otherwise noted. Beneath the DI column is the ranking since San Diego State started competing at the Division I level in 1970-71. A complete key can be found on page 122.

## Points

Rk	DI	Name	Pts.	Yr.
1.	1.	Michael Cage (Sr.)	686	84
2.	2.	•Brandon Heath (Sr.)	637	07
3.	3.	Anthony Watson (Sr.)	630	86
4.	4.	•Brandon Heath (Jr.)	607	06
5.	-	Bob Brady (Jr.)	585	53
6.	5.	•Jamaal Franklin (Jr.)	560	13
7.	6.	•Randy Holcomb (Sr.)	558	02
8.	7.	•Jamaal Franklin (So.)	557	12
8.	7.	•Kawhi Leonard (So.)	557	11
10.	9.	Michael Cage (Jr.)	547	83
11.	10.	Anthony Watson (Jr.)	544	85
12.	11.	•Chase Tapley (Jr.)	537	12
13.	12.	•Brandon Heath (So.)	532	05
13.	12.	Kim Goetz (Sr.)	532	79
15.	-	Tony Pinkins (Sr.)	529	57
16.	-	Bernie Finlay (Sr.)	522	60
16.	-	Tony Pinkins (Jr.)	522	56
18.	14.	Shawn Jamison (Jr.)	520	90
18.	14.	Steve Copp (Sr.)	520	76
16.	•Tony Bland (Jr.)	519	02	
17.	•Mohamed Abukar (Sr.)	505	07	
18.	•Kyle Spain (Sr.)	504	09	
19.	•Marcus Slaughter (Jr.)	494	06	
19.	•Al Faux (Sr.)	494	02	
19.	Marty Dow (Sr.)	494	91	
22.	Tony Bland (Sr.)	493	03	
23.	•Lorenzo Wade (Jr.)	487	08	
24.	•Aerick Sanders (Sr.)	482	04	
25.	Will Connelly (Jr.)	481	76	

## Scoring Average

Rk	DI	Name (Class)	PPG	Yr.
1.	1.	Michael Cage (Sr.)	24.5	84
2.	2.	Anthony Watson (Sr.)	22.5	86
3.	-	Bob Brady (Jr.)	20.9	53
4.	3.	Kim Goetz (Sr.)	20.5	79
5.	-	Bernie Finlay (Sr.)	20.1	60
6.	-	Tony Pinkins (Sr.)	19.6	57
7.	4.	Michael Cage (Jr.)	19.5	83
8.	5.	•Brandon Heath (Sr.)	19.3	07
9.	-	Bob Brady (Sr.)	18.7	54
10.	6.	•Brandon Heath (Jr.)	18.4	06
10.	-	Von Jacobsen (So.)	18.4	69
12.	7.	•Brandon Heath (So.)	18.34	05
13.	8.	Carlus Groves (Sr.)	18.27	94
14.	-	Tony Pinkins (Jr.)	18.0	56
9.	Steve Copp (Sr.)	17.9	76	
10.	•Marcus Slaughter (So.)	17.8	05	
11.	Will Connelly (So.)	17.7	75	

12.	Jason Richey (Jr.)	17.6	97
13.	Anthony Watson (Jr.)	17.5	85
14.	Steve Malovic (Sr.)	17.44	79
15.	•Jamaal Franklin (So.)	17.41	12
16.	Jason Richey (Sr.)	17.36	98
17.	Zach Jones (Jr.)	17.1	81
18.	•Al Faux (Sr.)	17.0	02
18.	Marty Dow (Sr.)	17.0	91
20.	•Jamaal Franklin (Jr.)	16.97	13
21.	•Randy Holcomb (Sr.)	16.91	02
22.	Kim Goetz (Jr.)	16.89	78
23.	Shawn Jamison (Jr.)	16.8	90
24.	Will Connelly (Jr.)	16.6	76
25.	•Marcus Slaughter (Jr.)	16.5	06

## Rebounds

Rk	DI	Name (Class)	Rebs.	Yr.
1.	-	Al Skalecky (Jr.)	394	67
2.	1.	•Kawhi Leonard (So.)	380	11
3.	-	Al Skalecky (So.)	356	66
4.	2.	Michael Cage (Fr.)	355	81
5.	3.	Michael Cage (Jr.)	354	83
6.	4.	Michael Cage (Sr.)	352	84
7.	5.	Chris McMurray (Jr.)	350	72
8.	-	Tony Pinkins (Jr.)	346	56
9.	-	Al Skalecky (Sr.)	340	68
10.	6.	•Kawhi Leonard (Fr.)	336	10
11.	7.	•Marcus Slaughter (Jr.)	329	06
12.	8.	•Jamaal Franklin (Jr.)	312	13
13.	9.	•Malcolm Thomas (Sr.)	301	11
14.	10.	•Randy Holcomb (Sr.)	296	02
15.	11.	•Aerick Sanders (Sr.)	295	04
16.	-	Eric Martensen (Jr.)	278	69
17.	-	Larry Meek (So.)	277	63
12.	Marty Dow (Sr.)	274	91	
13.	Steve Malovic (Sr.)	265	79	
14.	•Malcolm Thomas (Jr.)	260	10	
15.	Will Connelly (Jr.)	258	76	
16.	Joel Kramer (Jr.)	257	77	
17.	Michael Cage (So.)	256	82	
18.	Joel Kramer (Sr.)	255	78	
19.	•Jamaal Franklin (So.)	252	12	
20.	Leonard Allen (Sr.)	252	85	
21.	Steve Copp (Sr.)	248	76	
21.	Will Connelly (So.)	248	75	
23.	Steve Copp (Jr.)	247	75	
24.	•Marcus Slaughter (So.)	242	05	
25.	Eddy Gordon (Fr.)	239	80	

## Rebound Average

Rk	DI	Name (Class)	RPG	Yr.
1.	-	Al Skalecky (So.)	13.7	66
2.	-	Al Skalecky (Jr.)	13.6	67
3.	1.	Michael Cage (Fr.)	13.1	81
4.	2.	Michael Cage (Jr.)	12.64	83
5.	-	Al Skalecky (Sr.)	12.59	68
6.	3.	Michael Cage (Sr.)	12.57	84
7.	4.	Chris McMurray (Jr.)	12.50	72
8.	-	Tony Pinkins (Jr.)	11.9	56
9.	5.	•Marcus Slaughter (Jr.)	11.0	06
10.	-	Larry Meek (Sr.)	10.68	65
11.	-	Larry Meek (So.)	10.654	63
12.	6.	•Kawhi Leonard (So.)	10.56	11
7.	Chris McMurray (Sr.)	10.1	73	
8.	•Kawhi Leonard (Fr.)	9.9	10	
9.	•Aerick Sanders (Sr.)	9.83	04	
10.	Steve Malovic (Sr.)	9.81	79	
11.	•Jamaal Franklin (Jr.)	9.45	13	
12.	Marty Dow (Sr.)	9.4	91	
13.	Will Connelly (So.)	9.19	75	
14.	Joel Kramer (Jr.)	9.18	77	
15.	Steve Copp (Jr.)	9.15	75	
16.	Joel Kramer (Sr.)	9.11	78	
17.	•Randy Holcomb (Sr.)	8.97	02	
18.	•Marcus Slaughter (So.)	8.96	05	
19.	Will Connelly (Jr.)	8.90	76	
20.	Eddy Gordon (Fr.)	8.85	80	
21.	Michael Cage (So.)	8.83	82	
22.	Gary Schneider (Sr.)	8.80	71	
23.	Larry Jones (Jr.)	8.7	72	
24.	Steve Copp (Sr.)	8.6	76	
25.	Steffond Johnson (Sr.)	8.41	86	

## Assists

Rk	Name (Class)	Asts.	Yr.
1.	Tony Gwynn (Jr.)	221	80
2.	Keith Smith (Jr.)	212	82
3.	Dean Decker (Sr.)	176	78
4.	•Wesley Stokes (Jr.)	175	04
5.	Creon Dorsey (Jr.)	171	85
6.	Tony Gwynn (Sr.)	164	81
7.	Ray Leary (Sr.)	163	76
8.	Tony Gwynn (So.)	153	79
9.	•Richie Williams (So.)	151	07
10.	Raymond King (Fr.)	150	96
11.	Bryan Williams (Jr.)	148	88
12.	Arthur Massey (Sr.)	139	91
13.	Keith Smith (Sr.)	137	83
14.	Jeff Konek (Jr.)	132	84

15.	Dean Decker (Jr.)	131	77
16.	•Xavier Thames (So.)	128	12
17.	•Richie Williams (Fr.)	127	06
18.	•Richie Williams (Sr.)	126	09
19.	Michael Best (Sr.)	125	90
20.	•Deandre Moore (So.)	124	03
21.	•Deandre Moore (Sr.)	122	01
21.	Chad Nelson (Jr.)	122	96
23.	Mike Dodd (Sr.)	121	79
24.	•Brandon Heath (Sr.)	120	07
24.	Mark Delsman (Fr.)	120	74

## Assist Average

*in existence since 1972-73 season*

Rk	Name (Class)	APG	Yr.
1.	Tony Gwynn (Jr.)	8.2	80
2.	Keith Smith (Jr.)	7.3	82
3.	Tony Gwynn (Sr.)	6.31	81
4.	Dean Decker (Sr.)	6.28	78
5.	•Wesley Stokes (Jr.)	5.8	04
6.	Bryan Williams (Jr.)	5.8	88
7.	Keith Smith (Sr.)	5.71	83
8.	Tony Gwynn (So.)	5.67	79
9.	Ray Leary (Sr.)	5.6	76
10.	Creon Dorsey (Jr.)	5.5	85

## Field Goals

Rk	DI	Name (Class)	FG	Yr.
1.	1.	Michael Cage (Sr.)	250	84
2.	2.	Anthony Watson (Sr.)	246	86
3.	3.	Kim Goetz (Sr.)	229	79
4.	4.	•Brandon Heath (Sr.)	225	07
5.	5.	Anthony Watson (Jr.)	222	85
6.	6.	•Randy Holcomb (Sr.)	220	02
7.	7.	•Kawhi Leonard (So.)	211	11
8.	8.	Marty Dow (Sr.)	207	91
8.	8.	Steve Copp (Sr.)	207	76
10.	10.	Kim Goetz (Jr.)	206	78
11.	11.	•Brandon Heath (Jr.)	204	06
12.	12.	Shawn Jamison (Jr.)	203	90
13.	13.	•Chase Tapley (Jr.)	200	12
13.	13.	•Aerick Sanders (Sr.)	200	04
15.	15.	Will Connelly (So.)	196	75
16.	16.	Steve Malovic (Sr.)	192	79
17.	Michael Cage (Jr.)	191	83	
18.	Will Connelly (Jr.)	187	76	
19.	•Mohamed Abukar (Sr.)	185	07	
19.	•Tony Bland (Jr.)	185	02	
21.	Zach Jones (Jr.)	183	81	
22.	•Tony Bland (Sr.)	180	03	
23.	Jimmy Harris (Sr.)	179	72	

AZTEC BASKETBALL MEDIA GUIDE INDIVIDUAL SEASON RECORDS ◀ RECORDS


# Individual Season Records




FOUR CONSECUTIVE NCAA TOURNAMENT APPEARANCES ► SEVEN-TIME MOUNTAIN WEST CHAMPIONS




Danny Newport



Leon Carter




Jason Hamilton



Tony Ross



Kim Goetz



Jason Richey

24. Chris McMurray (Jr.)	177	72
25. •Brandon Heath (So.)	176	05

## Field Goal Attempts

DI	Name (Class)	FGA	Yr.
1.	•Brandon Heath (Sr.)	534	07
2.	Anthony Watson (Sr.)	520	86
3.	•Brandon Heath (Jr.)	481	06
4.	•Kawhi Leonard (So.)	475	11
4.	Anthony Watson (Jr.)	475	85
6.	Kim Goetz (Sr.)	451	79
7.	Michael Cage (Sr.)	445	84
8.	•Chase Tapley (Jr.)	440	12
9.	•Brandon Heath (So.)	432	05
10.	Chris McMurray (Jr.)	428	72
11.	•Randy Holcomb (Sr.)	426	02
12.	Steve Copp (Sr.)	417	76
13.	•Tony Bland (Jr.)	416	02
14.	Jimmy Harris (Sr.)	413	72
15.	Will Connelly (So.)	410	75
16.	•Jamaal Franklin (Jr.)	409	13
17.	Kim Goetz (Jr.)	401	78
18.	•Jamaal Franklin (So.)	400	12
19.	Will Connelly (Jr.)	397	76
20.	•Mohamed Abukar (Sr.)	392	07
21.	•Tony Bland (Sr.)	392	03
22.	Zach Jones (Jr.)	387	81
22.	•Lorenzo Wade (Jr.)	387	08
24.	•Randy Holcomb (Jr.)	386	01
25.	Matt Watts (Jr.)	381	98

## Field Goal Percentage

min. 5 FGA per game

Rk	DI	Name (Class)	Pct.	Yr.
1.	-	Danny Newport (Fr.)	79.9	54
2.	1.	•Billy White (So.)	66.3	09
3.	2.	•Billy White (Fr.)	61.5	08
4.	3.	Leon Carter (Sr.)	60.5	96
5.	4.	Leonard Allen (Sr.)	60.1	85
6.	5.	Kevin Betts (Sr.)	59.8	98
7.	6.	•Jerome Habel (Jr.)	59.6	07
8.	7.	•Billy White (Jr.)	58.3	10
9.	8.	Mitch McMullen (Sr.)	58.0	89
10.	9.	Joe McNaull (So.)	57.9	92
11.	10.	Von Jacobsen (Sr.)	57.3	71
12.	11.	Marty Dow (Sr.)	57.2	91
13.	12.	Michael Cage (Jr.)	57.0	83
14.	13.	Kevin Betts (Jr.)	56.9	97
15.	14.	Shawn Jamison (Jr.)	56.23	90
15.	15.	Leonard Allen (So.)	56.20	83
16.	•Billy White (Sr.)	56.18	11	
16.	Michael Cage (Sr.)	56.18	84	
18.	Steve Malovic (Jr.)	56.0	78	
19.	Michael Kennedy (Sr.)	55.93	85	
20.	Leonard Allen (Jr.)	55.88	84	
21.	Roy Kruswyk (Sr.)	55.84	98	

22. Michael Cage (Fr.)	55.83	81
23. •Aerick Sanders (Sr.)	55.4	04
24. •Myron Epps (Jr.)	54.88	01
25. Steve Malovic (Sr.)	54.86	79

## Three-Point Field Goals

in existence since 1986-87 season

Rk	Name (Class)	3FGs	Yr.
1.	Tony Ross (Fr.)	104	87
2.	Tony Ross (So.)	100	88
3.	•Brandon Heath (Jr.)	98	06
4.	•Brandon Heath (Sr.)	87	07
5.	•John Sharper (Sr.)	79	06
6.	•Chase Tapley (Jr.)	77	12
7.	•D.J. Gay (Sr.)	73	11
8.	Jason Richey (Sr.)	72	98
9.	•Chase Tapley (Sr.)	70	13
10.	•Kyle Spain (Sr.)	67	09
11.	•Al Faux (Sr.)	66	02
11.	Tony Ross (Jr.)	66	89
13.	Jason Richey (Jr.)	64	97
14.	•D.J. Gay (Jr.)	61	10
15.	Michael Best (Sr.)	56	90
16.	Josko Visnjic (Jr.)	55	98
17.	•James Rahon (So.)	53	11
18.	•Jamaal Franklin (So.)	51	12
18.	Michael Best (Jr.)	51	89
20.	Derric Croft (Jr.)	49	94
21.	•Brandon Heath (So.)	48	05
21.	•Brandon Heath (Fr.)	48	04
23.	•Steve Sir (Fr.)	46	03
24.	•D.J. Gay (Fr.)	45	08
25.	•John Sharper (Jr.)	43	05

## Three-Pt. Field Goal Atts.

in existence since 1986-87 season

Rk	Name (Class)	3FGA	Yr.
1.	•Brandon Heath (Sr.)	247	07
2.	•Brandon Heath (Jr.)	240	06
3.	Tony Ross (Fr.)	223	87
4.	Tony Ross (So.)	213	88
5.	•D.J. Gay (Sr.)	204	11
6.	Jason Richey (Sr.)	202	98
7.	•John Sharper (Sr.)	188	06
8.	•Chase Tapley (Sr.)	186	13
9.	Josko Visnjic (Jr.)	179	98
9.	Jason Richey (Jr.)	179	97
11.	•Chase Tapley (Jr.)	178	12
12.	Michael Best (Sr.)	173	90
13.	•Kyle Spain (Sr.)	171	09
14.	•Al Faux (Sr.)	161	02
15.	•D.J. Gay (Jr.)	160	10
15.	•Brandon Heath (Fr.)	160	04
17.	•Jamaal Franklin (So.)	157	12
18.	Tony Ross (Jr.)	153	89
19.	Derric Croft (Jr.)	152	94

20. •Brandon Heath (So.)	151	05
21. •Jamaal Franklin (Jr.)	150	13
22. •Wesley Stokes (Jr.)	138	04
23. Arthur Massey (Sr.)	135	91
24. Matt Watts (Jr.)	134	98
25. Josh Lowery (So.)	133	87

## Three-Point Field Goal Pct.

min 20 3FGs; in existence since 1986-87 season

Rk	Name (Class)	Pct.	Yr.
1.	Jason Hamilton (Fr.)	50.0	93
2.	Tony Ross (So.)	46.9	88
3.	Chad Nelson (Fr.)	46.7	94
4.	Tony Ross (Fr.)	46.6	87
5.	•Richie Williams (So.)	45.8	07
6.	•James Rahon (So.)	43.4	11
7.	•Chase Tapley (Jr.)	43.3	12
8.	Tony Ross (Jr.)	43.1	89
9.	Michael Best (Jr.)	42.9	89
10.	•Al Faux (Jr.)	42.1	01
11.	•John Sharper (Sr.)	42.0	06
12.	•Al Faux (Sr.)	41.0	02
13.	Brady Trenkle (So.)	40.84	97
14.	•Brandon Heath (Jr.)	40.83	06
15.	•Steve Sir (Fr.)	40.4	03
16.	•John Sharper (So.)	40.0	04
17.	•Kyle Spain (Sr.)	39.2	09
18.	•Deandre Moore (Jr.)	39.0	02
19.	•Kyle Spain (Jr.)	38.6	08
20.	•D.J. Gay (Jr.)	38.1	10
21.	•Chase Tapley (So.)	38.0	11
22.	•Chase Tapley (Sr.)	37.6	13
22.	•Chase Tapley (Jr.)	37.6	10
24.	•Richie Williams (Sr.)	37.5	09
25.	•D.J. Gay (Fr.)	37.2	08

## Free Throws

Rk	DI	Name (Class)	FT	Yr.
1.	-	Bob Brady (Jr.)	213	53
2.	1.	•Marcus Slaughter (Jr.)	192	06
3.	2.	Michael Cage (Sr.)	186	84
3.	-	Bernie Finlay (Sr.)	186	60
5.	3.	Jamaal Franklin (Jr.)	180	13
6.	-	Tony Pinkins (So.)	170	55
7.	4.	Michael Cage (Jr.)	165	83
7.	-	Tony Pinkins (Sr.)	165	57
9.	5.	•Jamaal Franklin (So.)	160	12
10.	-	Tony Pinkins (Jr.)	150	56
11.	-	Bob Brady (Sr.)	145	54
12.	6.	Chad Nelson (Sr.)	142	97
13.	7.	•Marcus Slaughter (So.)	141	05
14.	8.	Anthony Watson (Sr.)	138	86
9.	•Kyle Spain (Sr.)	137	09	
9.	Leonard Allen (Sr.)	137	85	
11.	•Brandon Heath (So.)	132	05	
12.	John Martens (Sr.)	130	86	

13. Jason Richey (Jr.)	122	97
13. Chad Nelson (So.)	122	95
15. •Tony Bland (Jr.)	120	02
16. •Lorenzo Wade (Jr.)	116	08
16. •Mohamed Abukar (Sr.)	116	07
18. Shawn Jamison (Jr.)	114	90
19. •Tony Bland (Sr.)	113	03
20. •Kawhi Leonard (So.)	110	11
21. •Mike Mackell (Sr.)	108	03
22. Courtie Miller (Jr.)	107	93
22. Will Connelly (Jr.)	107	76
24. •Randy Holcomb (Sr.)	106	02
24. Steve Copp (Sr.)	106	76

## Free Throw Attempts

DI	Name (Class)	FTA	Yr.
1.	•Marcus Slaughter (Jr.)	252	06
2.	Michael Cage (Sr.)	251	84
3.	Shawn Jamison (Jr.)	232	90
4.	•Jamaal Franklin (Jr.)	229	13
5.	Michael Cage (Jr.)	221	83
6.	Leonard Allen (Sr.)	204	85
7.	•Marcus Slaughter (So.)	202	05
8.	•Jamaal Franklin (So.)	200	12
9.	John Martens (Sr.)	183	86
10.	Anthony Watson (Sr.)	182	86
11.	Mitch McMullen (Jr.)	181	88
12.	Mitch McMullen (Sr.)	175	89
13.	•Lorenzo Wade (Jr.)	173	08
14.	•Myron Epps (So.)	172	00
15.	•Tony Bland (Sr.)	171	03
16.	•Tony Bland (Jr.)	169	04
17.	•Malcolm Thomas (Jr.)	167	10
17.	•Randy Holcomb (Sr.)	167	02
19.	Chad Nelson (Sr.)	166	97
20.	•Kyle Spain (Sr.)	164	09
20.	•Mike Mackell (Sr.)	164	03
22.	•Malcolm Thomas (Sr.)	162	11
23.	•Brandon Heath (So.)	161	05
24.	Steve Copp (Sr.)	160	76
25.	Jason Richey (Jr.)	159	97
25.	Will Connelly (So.)	159	75

## Free Throw Percentage

min. 3 FTA per game

Rk	DI	Name (Class)	Pct.	Yr.
1.	1.	Kim Goetz (Sr.)	90.2	79
2.	2.	Jason Richey (Sr.)	85.7	98
3.	3.	Chad Nelson (Sr.)	85.5	97
4.	4.	Gary Schneider (Sr.)	85.2	71
5.	5.	•Brandon Heath (Jr.)	84.9	06
6.	6.	Steve Malovic (Sr.)	83.7	79
7.	7.	•Kyle Spain (Sr.)	83.5	09
8.	-	Mike Spilger (Sr.)	83.3	70
8.	-	Bob Brady (Sr.)	83.3	54
10.	8.	•Mohamed Abukar (Sr.)	82.9	07

RECORDS ► INDIVIDUAL SEASON RECORDS AZTEC BASKETBALL MEDIA GUIDE

# Individual Season Records



FOUR CONSECUTIVE NCAA TOURNAMENT APPEARANCES ► SEVEN-TIME MOUNTAIN WEST CHAMPIONS



Leonard Allen




Tony Bland




Aerick Sanders



Randy Holcomb



Steve Copp



Steve Malovic

11.	9.	•Xavier Thames (So.)	82.8	12
12.	-	Bernie Finlay (So.)	82.6	59
13.	10.	•Brandon Heath (So.)	82.0	05
14.	11.	Courtie Miller (Jr.)	81.7	93
15.	12.	Mark Delsman (Sr.)	81.3	77
	13.	Courtie Miller (Sr.)	81.1	94
	13.	Steve Malovic (Jr.)	81.1	78
	15.	•Jamaal Franklin (So.)	80.0	12
	15.	•Kyle Spain (Jr.)	80.0	08
	17.	Chad Nelson (Jr.)	79.8	96
	18.	Tony Gwynn (Jr.)	79.0	80
	19.	Jamaal Franklin (Jr.)	78.6	13
	20.	Jimmy Wilkins (Jr.)	78.5	71
	21.	Chris McMurray (Jr.)	78.4	72
	22.	Anthony Watson (Jr.)	78.1	85
	22.	Pete Geoff (Sr.)	78.1	73
	24.	Joel Kramer (Sr.)	77.9	78
	25.	Leon Carter (Sr.)	77.8	96

## Blocks

*in existence since 1978-79 season*

Rk	Name (Class)	Blks.	Yr.
1.	Leonard Allen (Sr.)	82	85
2.	•Malcolm Thomas (Sr.)	75	11
3.	•Malcolm Thomas (Jr.)	52	10
4.	•Skylar Spencer (Fr.)	51	13
5.	Michael Cage (Sr.)	47	84
6.	Marty Dow (Sr.)	46	91
6.	Leonard Allen (Jr.)	46	84
8.	Leonard Allen (Fr.)	45	82
9.	Eddy Gordon (Fr.)	43	80
10.	•Jerome Habel (Jr.)	41	07
10.	Joe McNaull (Jr.)	41	93
10.	Joe McNaull (So.)	41	92
10.	Leonard Allen (So.)	41	83

## Steals

*in existence since 1978-79 season*

Rk	Name (Class)	Stls.	Yr.
1.	•Richie Williams (Sr.)	77	09
2.	Anthony Watson (Jr.)	74	85
3.	•Richie Williams (So.)	69	07
4.	Matt Watts (Sr.)	65	99
4.	Michael Best (Sr.)	65	90
6.	•Brandon Heath (Sr.)	64	07
7.	•Brandon Heath (So.)	63	05
7.	Raymond King (Fr.)	63	96
7.	Creon Dorsey (Jr.)	63	85
10.	•Lorenzo Wade (So.)	62	07

## Minutes Played

*since 1978-79 season*

Rk	Name (Class)	Min.	Yr.
1.	•D.J. Gay (Sr.)	1,302	11
2.	•Brandon Heath (Sr.)	1,217	07
3.	•D.J. Gay (Jr.)	1,175	10

4.	•Kawhi Leonard (So.)	1,172	11
5.	•Brandon Heath (Jr.)	1,164	06
6.	•Chase Tapley (Jr.)	1,157	12
7.	•Tony Bland (Jr.)	1,140	02
8.	•Malcolm Thomas (Sr.)	1,126	11
9.	•Richie Williams (So.)	1,123	07
10.	•Jamaal Franklin (Jr.)	1,091	13
11.	•Richie Williams (Sr.)	1,090	09
12.	Michael Cage (Sr.)	1,085	84
13.	Shawn Jamison (Jr.)	1,082	90
14.	Michael Cage (So.)	1,076	82
15.	Michael Cage (Jr.)	1,070	83
16.	•Randy Holcomb (Sr.)	1,067	02
17.	•Kawhi Leonard (Fr.)	1,064	10
18.	•Malcolm Thomas (Jr.)	1,063	10
19.	•Mohamed Abukar (Sr.)	1,061	07
20.	•Lorenzo Wade (Jr.)	1,059	08
21.	Xavier Thames (So.)	1,048	12
22.	Chad Nelson (So.)	1,044	95
23.	•Tony Bland (Sr.)	1,042	03
24.	•Lorenzo Wade (So.)	1,037	07
25.	Michael Cage (Fr.)	1,031	81

## Efficiency Points

*since 1978-79 season*

Rk	Name (Class)	Pts.	Yr.
1.	Michael Cage (Sr.)	820	84
2.	•Kawhi Leonard (So.)	725	11
3.	Michael Cage (Jr.)	717	83
4.	•Jamaal Franklin (Jr.)	659	13
5.	•Marcus Slaughter (Jr.)	643	06
6.	•Aerick Sanders (Sr.)	634	04
7.	•Malcolm Thomas (Sr.)	628	11
8.	Steve Malovic (Sr.)	620	79
9.	•Kawhi Leonard (Fr.)	597	10
10.	Marty Dow (Sr.)	589	91
11.	•Randy Holcomb (Sr.)	584	02
12.	Leonard Allen (Sr.)	584	85
13.	•Jamaal Franklin (So.)	545	12
14.	Michael Cage (Fr.)	537	81
15.	Anthony Watson (Sr.)	527	86
16.	•Malcolm Thomas (Jr.)	525	10
17.	•Chase Tapley (Jr.)	517	12
18.	Leon Carter (Sr.)	504	96
19.	•Brandon Heath (Sr.)	503	07
19.	Rodney Hawkins (Sr.)	503	98
21.	•Marcus Slaughter (So.)	492	05
22.	•Kyle Spain (Sr.)	477	09
23.	•Mohamed Abukar (Sr.)	475	07
24.	Kim Goetz (Sr.)	474	79
25.	•Brandon Heath (Jr.)	468	06

## Efficiency Average

*since 1978-79 season*

Rk	Name (Class)	EPG	Yr.
1.	Michael Cage (Sr.)	29.29	84

2.	Michael Cage (Jr.)	25.61	83
3.	Steve Malovic (Sr.)	22.96	79
4.	•Marcus Slaughter (Jr.)	21.43	06
5.	•Aerick Sanders (Sr.)	21.13	04
6.	Marty Dow (Sr.)	20.31	91
7.	•Kawhi Leonard (So.)	20.14	11
8.	•Jamaal Franklin (Jr.)	19.97	13
9.	Michael Cage (Fr.)	19.89	81
10.	Leonard Allen (Sr.)	18.84	85
11.	Anthony Watson (Sr.)	18.82	86
12.	Kim Goetz (Sr.)	18.23	79
13.	•Marcus Slaughter (So.)	18.22	05
14.	•Randy Holcomb (Sr.)	17.70	02
15.	•Kawhi Leonard (Fr.)	17.55	10
16.	Leon Carter (Sr.)	17.38	96
17.	Rodney Hawkins (Sr.)	17.34	88
18.	•Jamaal Franklin (So.)	17.03	12
19.	•Malcolm Thomas (Sr.)	16.97	11
20.	Eddy Gordon (Fr.)	16.78	80
21.	Joe McNaull (So.)	15.93	92
22.	Michael Cage (So.)	15.86	82
23.	Carlus Groves (Sr.)	15.68	94
24.	Mitch McMullen (Sr.)	15.52	89
25.	Arthur Massey (Sr.)	15.46	91

## Pts.-Rebs.-Assists (PRA)

*since 1972-73 season*

Rk	Name (Class)	PRA	Yr.
1.	Michael Cage (Sr.)	1,050	84
2.	•Kawhi Leonard (So.)	1,028	11
3.	•Jamaal Franklin (Jr.)	981	13
4.	Michael Cage (Jr.)	932	83
5.	•Randy Holcomb (Sr.)	911	02
6.	•Brandon Heath (Sr.)	884	07
7.	•Marcus Slaughter (Jr.)	879	06
8.	Anthony Watson (Sr.)	868	86
9.	•Jamaal Franklin (So.)	856	12
10.	•Kawhi Leonard (Fr.)	834	10
11.	•Brandon Heath (Jr.)	832	06
11.	Steve Copp (Sr.)	832	76
13.	•Aerick Sanders (Sr.)	808	04
14.	•Malcolm Thomas (Sr.)	807	11
15.	Steve Malovic (Sr.)	793	79
16.	Marty Dow (Sr.)	786	91
17.	Will Connelly (Jr.)	771	76
18.	•Tony Bland (Jr.)	762	02
19.	•Chase Tapley (Jr.)	760	12
20.	Shawn Jamison (Jr.)	759	90
21.	•Marcus Slaughter (So.)	757	05
22.	•Lorenzo Wade (Jr.)	756	08
23.	Anthony Watson (Jr.)	751	85
24.	•Kyle Spain (Sr.)	745	09
25.	Will Connelly (So.)	743	75

## PRA Average

*since 1972-73 season*

Rk	Name (Class)	PRA	Yr.
1.	Michael Cage (Sr.)	37.50	84
2.	Michael Cage (Jr.)	33.29	83
3.	Anthony Watson (Sr.)	31.00	86
4.	•Jamaal Franklin (Jr.)	29.73	13
5.	Steve Malovic (Sr.)	29.37	79
6.	•Marcus Slaughter (Jr.)	29.30	06
7.	Steve Copp (Sr.)	28.69	76
8.	Chris McMurray (Jr.)	28.64	72
9.	•Kawhi Leonard (So.)	28.56	11
10.	•Marcus Slaughter (So.)	28.04	05
11.	•Randy Holcomb (Sr.)	27.61	02
12.	Will Connelly (So.)	27.52	75
13.	Marty Dow (Sr.)	27.10	91
14.	•Aerick Sanders (Sr.)	26.93	04
15.	•Brandon Heath (Sr.)	26.78	07
16.	Kim Goetz (Sr.)	26.77	79
17.	•Jamaal Franklin (So.)	26.75	12
18.	Will Connelly (Jr.)	26.59	76
19.	Carlus Groves (Sr.)	25.95	94
20.	•Brandon Heath (So.)	25.52	05
21.	Jason Richey (Jr.)	25.48	97
22.	•Brandon Heath (Jr.)	25.21	06
23.	Steve Copp (Jr.)	25.11	75
24.	Steffond Johnson (Sr.)	24.76	86
25.	Joel Kramer (Sr.)	24.68	78

## Victories

DI	Name (Class)	Wins	Yr.
1.	•Brian Carlwell (Sr.)	34	11
	•D.J. Gay (Sr.)	34	11
	•James Rahon (So.)	34	11
	•Malcolm Thomas (Sr.)	34	11
5.	•Kawhi Leonard (So.)	33	11
	•Billy White (Sr.)	33	11
7.	•Chase Tapley (So.)	31	11
8.	•Tim Shelton (Jr.)	28	11
9.	•Garrett Green (Sr.)	26	12
	•DeShawn Stephens (Jr.)	26	12
	•Chase Tapley (Jr.)	26	12
	•D.J. Gay (So.)	26	09
	•Kyle Spain (Sr.)	26	09
	•Matt Thomas (Sr.)	26	09
	•Richie Williams (Sr.)	26	09

## Key

♦ - Occurred during the Steve Fisher era.  
For the purposes of this book, anytime a season is listed as one year, the back half of the season is designated. (e.g. 1989-90 is 90).  
Efficiency Rating - ((PTS + REB + AST + STL + BLK) - ((FGA - FGM) + (FTA - FTM) + TO)) / G.

AZTEC BASKETBALL MEDIA GUIDE

INDIVIDUAL SEASON RECORDS ◀ RECORDS

# Individual Career Records



FOUR CONSECUTIVE NCAA TOURNAMENT APPEARANCES ► SEVEN-TIME MOUNTAIN WEST CHAMPIONS

San Diego State's all-time career records are listed below. The number beneath Rk. indicates the ranking on the all-time records list since SDSU started playing basketball in 1921 or since the statistic was created unless otherwise noted. Beneath the DI column is the ranking since San Diego State started competing at the Division I level in 1970-71. A complete key can be found on page 125.

## Points

Rk	DI	Name	Years	GP	Points
1.	2.	•Brandon Heath	04-05-06-07	125	2,189
2.	2.	Michael Cage	81-82-83-84	112	1,846
3.	3.	Anthony Watson	83-84-85-86	110	1,735
4.	4.	•Chase Tapley	10-11-12-13	134	1,526
5.	-	Tony Pinkins	55-56-57	82	1,475
6.	-	Bob Brady	52-53-54	74	1,389
7.	5.	Steve Copp	73-74-75-76	93	1,307
8.	6.	•Billy White	08-09-10-11	134	1,294
9.	-	Al Skalecky	66-67-68	82	1,271
10.	7.	Tony Ross	87-88-89	85	1,259
11.	8.	•Kyle Spain	06-07-08-09	115	1,230
12.	9.	Chad Nelson	94-95-96-97	112	1,225
13.	10.	•Marcus Slaughter	04-05-06	87	1,211
14.	11.	•Lorenzo Wade	07-08-09	92	1,200
15.	12.	Will Connelly	75-76-77	82	1,188
15.	-	Von Jacobsen	69-70-71	78	1,188
17.	13.	•Jamaal Franklin	11-12-13	87	1,181
18.	14.	•D.J. Gay	08-09-10-11	140	1,178
19.	-	Bernie Finlay	58-59-60	73	1,110
20.	15.	•Myron Epps	99-00-01-02	113	1,090
21.	16.	Eddie Morris	80-81-82-83	105	1,089
22.	-	Danny Newport	54-55-56	76	1,048
23.	-	Milton Phelps	39-40-41	97	1,043
24.	-	Dave Miller	66-67-68	82	1,034
25.	17.	Leonard Allen	82-83-84-85	116	1,019
26.	18.	•Tony Bland	02-03	63	1,012
27.	19.	Kim Goetz	78-79	54	1,005
28.	20.	•Randy Holcomb	01-02	61	1,002
21.	-	•Kawhi Leonard	10-11	70	990
22.	-	Joel Kramer	74-76-77-78	99	949
23.	-	Mike Dodd	76-77-78-79	91	928
24.	-	Tony Gwynn	78-79-80-81	107	925
25.	-	Jason Richey	97-98	52	908

## Scoring Average

Rk	DI	Name	Years	GP	PPG
1.	-	Bob Brady	52-53-54	74	18.8
2.	1.	Kim Goetz	78-79	54	18.6
3.	-	Tony Pinkins	55-56-57	83	18.1
4.	2.	•Brandon Heath	04-05-06-07	125	17.51
5.	3.	Jason Richey	97-98	52	17.46
6.	4.	Michael Cage	81-82-83-84	112	16.5
7.	5.	•Randy Holcomb	01-02	61	16.4
8.	6.	•Tony Bland	02-03	63	16.1
9.	7.	Anthony Watson	83-84-85-86	110	15.8
10.	-	Al Skalecky	66-67-68	82	15.5
11.	-	Von Jacobsen	69-70-71	77	15.4
12.	8.	Chris McMurray	72-73	42	15.238
13.	9.	Steve Malovic	78-79	55	15.236
14.	-	Bernie Finlay	58-59-60	73	15.205
15.	10.	•Mohamed Abukar	06-07	54	15.167
16.	-	Dick Maureau	61-62	49	15.1
17.	11.	Marty Dow	90-91	52	14.9
18.	12.	Jimmy Harris	71-72	54	14.814
19.	13.	Tony Ross	87-88-89	85	14.812
20.	14.	Zack Jones	81-82	54	14.7
21.	15.	Will Connelly	75-76-77	82	14.5
22.	-	Bob Lundgren	67-68	45	14.3
23.	16.	•Kawhi Leonard	10-11	70	14.1
24.	17.	Steve Copp	73-74-75-76	93	14.054
25.	18.	•Marcus Slaughter	04-05-06	87	13.919
19.	-	•Al Faux	01-02	57	13.84
20.	-	Mitch McMullen	88-89	58	13.78
21.	-	Matt Watts	98-99	53	13.7
22.	-	•Jamaal Franklin	11-12-13	87	13.6
23.	-	•Lorenzo Wade	07-08-09	92	13.0
24.	-	Marc Carter	94-95	56	12.70

25.	Presnell Gilbert	77-78-79	50	12.68
-----	------------------	----------	----	-------

## Rebounds

Rk	DI	Name	Years	GP	Rebs.
1.	1.	Michael Cage	81-82-83-84	112	1,317
2.	-	Al Skalecky	66-67-68	82	1,090
3.	2.	•Marcus Slaughter	04-05-06	87	775
4.	-	Larry Meek	63-64-65	75	764
5.	3.	Steve Copp	73-74-75-76	93	737
6.	4.	Leonard Allen	82-83-84-85	116	724
7.	5.	•Kawhi Leonard	10-11	70	716
8.	6.	Joel Kramer	74-76-77-79	99	711
9.	7.	•Aerick Sanders	01-02-03-04	109	686
10.	-	Noel Mickelsen	54-55-56	79	642
11.	8.	Will Connelly	75-76-77	82	641
12.	9.	Eddy Gordon	80-81-82-83	107	631
13.	10.	•Billy White	08-09-10-11	134	614
14.	11.	•Jamaal Franklin	11-12-13	87	605
15.	-	Tony Pinkins	55-56-57	82	604
12.	-	Kyle Spain	06-07-08-09	115	596
13.	-	Joe McNaull	91-92-93	86	572
14.	-	•Malcolm Thomas	10-11	71	561
15.	-	•Marcelo Correa	97-98-99-00-01	112	522
16.	-	•Myron Epps	99-00-01-02	113	508
17.	-	Chris McMurray	72-73	42	492
18.	-	Steve Malovic	78-79	55	484
19.	-	•Randy Holcomb	01-02	61	481
20.	-	Allen Bunting	74-75-76	78	456
21.	-	•Richie Williams	06-07-08-09	127	445
22.	-	•Lorenzo Wade	07-08-09	92	443
23.	-	Larry Jones	72-73	53	420
24.	-	•Brandon Heath	04-05-06-07	125	419
25.	-	Marty Dow	90-91	52	415

## Rebound Average

Rk	DI	Name	Years	GP	RPG
1.	-	Al Skalecky	66-67-68	82	13.3
1.	1.	Michael Cage	81-82-83-84	112	11.8
2.	-	•Kawhi Leonard	10-11	70	10.2
3.	-	•Marcus Slaughter	04-05-06	87	8.9
4.	-	Steve Malovic	78-79	55	8.8
5.	-	Marty Dow	90-91	52	8.0
6.	-	Steve Copp	73-74-75-76	93	7.9247
7.	-	Larry Jones	72-73	53	7.9245
8.	-	•Malcolm Thomas	10-11	71	7.90
9.	-	•Randy Holcomb	01-02	61	7.885
10.	-	Will Connelly	75-76-77	82	7.817
11.	-	Joel Kramer	74-76-77-78	99	7.2
12.	-	Mitch McMullen	88-89	58	7.03
13.	-	•Jamaal Franklin	11-12-13	87	6.95
14.	-	Leon Carter	95-96	57	6.93
15.	-	John Anderson	73-74	52	6.8
16.	-	Joe McNaull	91-92-93	86	6.7
17.	-	•Aerick Sanders	01-02-03-04	109	6.294
18.	-	Roy Kruiswyk	97-98	55	6.290
19.	-	Leonard Allen	82-83-84-85	116	6.24
20.	-	Marc Carter	94-95	56	6.1

## Assists

Rk	Name	Years	GP	Assists
1.	Tony Gwynn	78-79-80-81	107	590
2.	•Richie Williams	06-07-08-09	127	479
3.	Chad Nelson	94-95-96-97	112	412
4.	•Brandon Heath	04-05-06-07	125	394
5.	Mark Delsman	74-75-76-77	109	376
6.	Anthony Watson	83-84-85-86	110	356
7.	Keith Smith	82-83	53	349
8.	•D.J. Gay	08-09-10-11	140	344

9.	•Deandre Moore	01-02-03	88	339
10.	Dean Decker	77-78	56	307
11.	•Chase Tapley	10-11-12-13	134	303
12.	Ray Leary	74-75-76	76	279
13.	•Lorenzo Wade	07-08-09	92	275
14.	Mike Dodd	76-77-78-79	91	271
15.	Creon Dorsey	85-86	59	263
16.	Bryan Williams	88-89	48	243
17.	Michael Best	89-90	56	238
18.	•Tony Bland	02-03	63	213
19.	Arthur Massey	90-91	59	212
20.	Jeff Konek	85	57	211
21.	•Xavier Thames	12-13	61	200
22.	•David Abramowitz	99-00-01	79	189
23.	Jason Richey	97-98	52	184
23.	Gary Earle	74-75-76	81	184
25.	•Wesley Stokes	04	30	176

## Assist Average

Rk	Name	Years	GP	APG
1.	Keith Smith	82-83	53	6.6
2.	Tony Gwynn	78-79-80-81	107	5.51
3.	Dean Decker	77-78	56	5.48
4.	Creon Dorsey	85-86	59	4.5
5.	Michael Best	89-90	56	4.3
6.	•Deandre Moore	01-02-03	88	3.85
7.	•Richie Williams	06-07-08-09	127	3.77
8.	Jeff Konek	85	57	3.702
9.	Chad Nelson	94-95-96-97	112	3.679
10.	Ray Leary	74-75-76	76	3.671

## Field Goals

Rk	DI	Name	Years	GP	FG
1.	1.	•Brandon Heath	04-05-06-07	125	749
2.	2.	Anthony Watson	83-84-85-86	110	702
3.	3.	Michael Cage	81-82-83-84	112	679
4.	4.	•Chase Tapley	10-11-12-13	134	573
5.	5.	•Billy White	08-09-10-11	134	529
6.	6.	Steve Copp	73-74-75-76	93	507
7.	-	Tony Pinkins	55-56-57	82	495
8.	7.	Eddie Morris	80-81-82-83	105	483
9.	-	Al Skalecky	66-67-68	82	481
10.	8.	Will Connelly	75-76-77	82	477
11.	-	Bob Brady	52-53-54	74	461
12.	9.	Von Jacobsen	69-70-71	78	457
13.	10.	•Lorenzo Wade	07-08-09	92	448
14.	11.	Kim Goetz	78-79	54	435
12.	-	Tony Ross	87-88-89	85	413
13.	-	•Myron Epps	99-00-01-02	113	407
14.	-	Joel Kramer	74-76-77-78	99	406
15.	-	•Marcus Slaughter	04-05-06	87	403
16.	-	Leonard Allen	82-83-84-85	116	396
17.	-	Mike Dodd	76-77-78-79	91	392
18.	-	•Randy Holcomb	01-02	61	383
19.	-	•Kyle Spain	06-07-08-09	115	382
20.	-	•D.J. Gay	08-09-10-11	140	379

## Field Goal Attempts

Rk	Name	Years	GP	FGA
1.	•Brandon Heath	04-05-06-07	125	1,815
2.	Anthony Watson	83-84-85-86	110	1,576
3.	•Chase Tapley	10-11-12-13	134	1,247
4.	Michael Cage	81-82-83-84	112	1,238
5.	Steve Copp	73-74-75-76	93	1,126
6.	Eddie Morris	80-81-82-83	105	1,098
7.	•D.J. Gay	08-09-10-11	140	1,046
8.	Will Connelly	75-76-77	82	1,020
9.	•Lorenzo Wade	07-08-09	92	977
10.	Tony Ross	87-88-89	85	933

# Individual Career Records



FOUR CONSECUTIVE NCAA TOURNAMENT APPEARANCES ► SEVEN-TIME MOUNTAIN WEST CHAMPIONS

11.	•Kyle Spain	06-07-08-09	115	912
12.	•Billy White	08-09-10-11	134	881
13.	•Jamaal Franklin	11-12-13	87	857
14.	Kim Goetz	78-79	54	852
15.	•Marcus Slaughter	04-05-06	87	844
16.	•Kawhi Leonard	10-11	70	840
17.	Chad Nelson	84-85-86-87	112	814
18.	•Randy Holcomb	01-02	61	812
19.	•Tony Bland	02-03	63	808
20.	•Myron Epps	99-00-01-02	113	803

## Field Goal Percentage

minimum 500 career attempts

Rk	DI	Name	Years	FG/FGA	FG%
1.	1.	•Billy White	08-09-10-11	329/881	60.0
2.	2.	Leonard Allen	82-83-84-85	396/692	57.2
3.	3.	Mitch McMullen	88-89	296/527	56.2
4.	4.	Marty Dow	90-91	309/557	55.5
5.	5.	Steve Malovic	78-79	327/609	53.3
6.	-	Danny Newport	54-55-56	379/686	55.2
7.	6.	Michael Cage	81-82-83-84	679/1,238	54.8
8.	7.	•Aerick Sanders	01-02-03-04	334/619	53.958
9.	8.	•Malcolm Thomas	10-11	298/553	53.89
10.	9.	•Mike Mackell	02-03	291/543	53.6
11.	10.	Joe McNaull	91-92-93	333/627	53.1
12.	11.	Joel Kramer	74-76-77-78	406/779	52.1
13.	12.	Mike Dodd	76-77-78-79	392/758	51.7
14.	13.	Kim Goetz	78-79	435/852	51.1
15.	14.	Myron Epps	99-00-01-02	407/803	50.7
16.	15.	•Marcelo Correa	97-98-99-00-01	273/546	50.0
17.	16.	Jimmy Wilkins	71-72	253/517	48.9
18.	17.	Zach Jones	81-82	323/668	48.4
19.	18.	•Mohamed Abukar	06-07	303/634	47.8
20.	19.	•Marcus Slaughter	04-05-06	403/844	47.7
21.	20.	Eddy Gordon	80-81-82-83	343/722	47.5

## Three-Point Field Goals

in existence since 1986-87 season

Rk	Name	Years	GP	3FG
1.	•Brandon Heath	04-05-06-07	125	281
2.	Tony Ross	87-88-89	85	270
3.	•Chase Tapley	10-11-12-13	134	223
4.	•D.J. Gay	08-09-10-11	140	219
5.	•John Sharper	03-04-05-06	119	166
6.	Jason Richey	97-98	52	136
7.	•Kyle Spain	06-07-08-09	115	130
8.	•James Rahon	11-12-13	100	129
9.	Chad Nelson	94-95-96-97	112	122
10.	•Richie Williams	06-07-08-09	127	112
11.	Michael Best	89-90	56	107
12.	•Al Faux	01-02	57	106
13.	•Jamaal Franklin	11-12-13	87	100
14.	•David Abramowitz	99-00-01	79	98
15.	•Deandre Moore	01-02-03	88	84
16.	•Kelvin Davis	08-09-10	74	79
17.	Berry Randle	93-94-95-96	113	76
18.	Matt Watts	98-99	53	65
19.	•Lorenzo Wade	07-08-09	92	64
20.	•Chris Manker	03-04-05	82	58

## Three-Point Field Goal Atts.

in existence since 1986-87 season

Rk	Name	Years	GP	3FGA
1.	•Brandon Heath	04-05-06-07	125	798
2.	•D.J. Gay	08-09-10-11	140	607
3.	Tony Ross	87-88-89	85	589
4.	•Chase Tapley	10-11-12-13	134	565
5.	•John Sharper	03-04-05-06	119	412
6.	Jason Richey	97-98	52	381
7.	•James Rahon	11-12-13	100	368
8.	Chad Nelson	94-95-96-97	112	337
9.	•Kyle Spain	06-07-08-09	115	332
10.	•Jamaal Franklin	11-12-13	87	328
11.	•Richie Williams	06-07-08-09	127	303
12.	Michael Best	89-90	56	292

13.	•David Abramowitz	99-00-01	79	284
14.	•Kelvin Davis	08-09-10	74	259
15.	•Al Faux	01-02	57	256
16.	Berry Randle	93-94-95-96	113	253
17.	•Deandre Moore	01-02-03	88	239
18.	Matt Watts	98-99	53	237
19.	•Lorenzo Wade	07-08-09	92	212
20.	•Donte Wilson	99-00	54	180

## Three-Point Field Goal Percentage

minimum 40 career three-point field goals

Rk	Name	Years	3FG/3FGA	3FG%
1.	Tony Ross	87-88-89	270/589	45.8
2.	•Al Faux	01-02	106/256	41.4
3.	•John Sharper	03-04-05-06	166/412	40.3
4.	•Steve Sir	03-04	47/118	39.8
5.	•Chase Tapley	10-11-12-13	223/565	39.5
6.	•Kyle Spain	06-07-08-09	130/332	39.2
7.	•Richie Williams	06-07-08-09	112/303	37.0
8.	Michael Best	89-90	107/292	36.64
9.	Tony Clark	92-93	52/142	36.62
10.	Chad Nelson	94-95-96-97	122/337	36.2
11.	•D.J. Gay	08-09-10-11	219/607	36.1
12.	Jason Richey	97-98	136/381	35.7
13.	•Brandon Heath	04-05-06-07	281/798	35.21
14.	•Deandre Moore	01-02-03	84/239	35.15
15.	•James Rahon	11-12-13	129/368	35.05
16.	Darryl Gaines	86-87	40/115	34.78
17.	•Karlo Kovacic	01-02	47/136	34.6

## Free Throws

Rk	DI	Name	Years	GP	FT
1.	1.	Michael Cage	81-82-83-84	112	488
2.	-	Tony Pinkins	55-56-57	82	485
3.	-	Bob Brady	52-53-54	74	467
4.	2.	Chad Nelson	94-95-96-97	112	415
5.	3.	•Brandon Heath	04-05-06-07	125	410
6.	4.	•Marcus Slaughter	04-05-06	87	388
7.	-	Bernie Finlay	58-59-60	73	352
8.	5.	•Jamaal Franklin	11-12-13	87	349
9.	6.	•Kyle Spain	06-07-08-09	115	336
10.	7.	Anthony Watson	83-84-85-86	110	331
11.	-	Al Skalecky	66-67-68	82	309
12.	8.	Courtie Miller	90-91-92-93-94	101	302
13.	9.	Steve Copp	73-74-75-76	93	293
14.	-	Danny Newport	54-55-56	76	290
15.	10.	•Myron Epps	99-00-01-02	113	274
16.	11.	Tony Gwynn	78-79-80-81	107	245
17.	12.	•Lorenzo Wade	07-08-09	92	240
18.	13.	Will Connelly	75-76-77	82	234
19.	14.	•Tony Bland	02-03	63	233
20.	15.	Leonard Allen	82-83-84-85	116	227
21.	16.	•Billy White	08-09-10-11	134	221
22.	17.	Jason Richey	97-98	52	218
23.	18.	•Marcelo Correa	97-98-99-00-01	112	215
24.	19.	Mitch McMullen	88-89	58	207
25.	20.	•Randy Holcomb	01-02	61	205

## Free Throws Attempted

DI	Name	Years	GP	FTA
1.	Michael Cage	81-82-83-84	112	667
2.	•Marcus Slaughter	04-05-06	87	530
3.	•Brandon Heath	04-05-06-07	125	524
4.	Chad Nelson	94-95-96-97	112	519
5.	•Myron Epps	99-00-01-02	113	466
6.	Jamaal Franklin	11-12-13	87	446
7.	Anthony Watson	83-84-85-86	110	446
8.	Steve Copp	73-74-75-76	93	439
9.	•Kyle Spain	06-07-08-09	115	434
10.	Courtie Miller	90-91-92-93-94	101	398
11.	Will Connelly	75-76-77	82	376
12.	Leonard Allen	82-83-84-85	116	369
13.	Mitch McMullen	88-89	58	356
14.	•Lorenzo Wade	07-08-09	92	341
15.	•Tony Bland	02-03	63	340

16.	Tony Gwynn	78-79-80-81	107	334
17.	•Billy White	08-09-10-11	134	332
18.	•Malcolm Thomas	10-11	71	329
19.	•Marcelo Correa	97-98-99-00-01	112	324
20.	Berry Randle	93-94-95-96	113	314

## Free Throw Percentage

minimum 40 career free throws

Rk	DI	Name	Years	FT/FTA	FT%
1.	1.	Kim Goetz	78-79	135/158	85.4
2.	-	Mike Spigler	69-70	112/134	83.6
3.	2.	•LaBradford Franklin	11-12-13	45/54	83.33
4.	3.	Steve Malovic	78-79	164/199	82.41
5.	4.	•Mohamed Abukar	06-07	186/226	82.30
6.	5.	•Xavier Thames	12-13	176/214	82.24
7.	6.	Jason Richey	97-98	218/271	80.44
8.	7.	Tony Ross	87-88-89	163/203	80.30
9.	8.	Chad Nelson	94-95-96-97	415/519	79.96
10.	9.	•Jamaal Franklin	11-12-13	349/446	78.25
11.	10.	•Brandon Heath	04-05-06-07	410/524	78.24
12.	11.	Mike Dodd	76-77-78-79	144/185	77.84
13.	-	Bernie Finlay	58-59-60	352/453	77.70
14.	12.	•Kyle Spain	06-07-08-09	366/434	77.42
15.	13.	Chris McMurray	72-73	130/169	76.9
16.	-	Gary Schneider	70-71	116/157	76.8
17.	14.	Joel Kramer	74-76-77-78	137/179	76.5
18.	15.	Jimmy Wilkins	71-72	149/195	76.4
19.	16.	•Chase Tapley	10-11-12-13	157/206	76.2
20.	17.	Courtie Miller	90-91-92-93-94	302/398	75.9

## Blocks

since 1978-79 season

Rk	Name	Years	GP	Bk.
1.	Leonard Allen	82-83-84-85	116	214
2.	•Malcolm Thomas	10-11	71	127
3.	Michael Cage	81-82-83-84	112	118
4.	Joe McNaull	91-92-93	86	114
5.	•Aerick Sanders	01-02-03-04	109	105
6.	•Billy White	08-09-10-11	134	102
7.	•Marcelo Correa	97-98-99-00-01	112	100
8.	•Marcus Slaughter	04-05-06	87	78
9.	•Lorenzo Wade	07-08-09	92	72
10.	Eddy Gordon	80-81-82-83	107	71
11.	Marty Dow	90-91	52	68
12.	Rodney Hawkins	86-87-88	70	68
13.	Leon Carter	95-96	57	58
14.	Marc Carter	94-95	56	55
15.	•Chase Tapley	10-11-12-13	134	54
16.	Jamaal Franklin	11-12-13	87	51
17.	•Skylar Spencer	13	34	51
18.	•Randy Holcomb	01-02	61	51
19.	Courtie Miller	90-91-92-93-94	101	51
20.	Mitch McMullen	88-89	58	46

## Steals

since 1978-79 season

Rk	Name	Years	GP	Steals
1.	•Richie Williams	06-07-08-09	127	246
2.	•Brandon Heath	04-05-06	125	217
3.	Anthony Watson	83-84-85-86	110	192
4.	•Chase Tapley	10-11-12-13	134	187
5.	Chad Nelson	94-95-96-97	112	175
6.	•Billy White	08-09-10-11	134	149
7.	Tony Gwynn	78-79-80-81	107	141
8.	•Kyle Spain	06-07-08-09	115	137
9.	Eddie Morris	80-81-82-83	105	131
10.	•D.J. Gay	08-09-10-11	140	126
11.	Matt Watts	98-99	53	126
12.	Michael Best	89-90	56	126
13.	Michael Cage	81-82-83-84	112	126
14.	•Lorenzo Wade	07-08-09	92	125
15.	•Deandre Moore	01-02-03	88	114
16.	Eddy Gordon	80-81-82-83	107	111
17.	Creon Dorsey	85-86	59	109
18.	•Marcus Slaughter	04-05-06	87	107



# Individual Career Records



FOUR CONSECUTIVE NCAA TOURNAMENT APPEARANCES ► SEVEN-TIME MOUNTAIN WEST CHAMPIONS

19.	•Marcelo Correa	97-98-99-00-01	112	102
20.	•Matt Thomas	05-06-07-08-09	124	100

## Games Played

Rk	DI	Name	Years	GP
1.	1.	•D.J. Gay	08-09-10-11	140
2.	2.	•Chase Tapley	10-11-12-13	134
2.	2.	•Billy White	08-09-10-11	134
4.	4.	•Richie Williams	06-07-08-09	127
5.	5.	•Brandon Heath	04-05-06-07	125
6.	6.	•Matt Thomas	05-06-07-08-09	124
7.	7.	•John Sharper	03-04-05-06	119
8.	8.	Leonard Allen	82-83-84-85	116
9.	9.	•Kyle Spain	06-07-08-09	115
10.	10.	•Myron Epps	99-00-01-02	113
10.	10.	Berry Randle	93-94-95-96	113
12.	12.	•Marcelo Correa	97-98-99-00-01	112
12.	12.	Chad Nelson	94-95-96-97	112
12.	12.	Michael Cage	81-82-83-84	112
15.	15.	•Chris Walton	01-02-04-05	110
15.	15.	Anthony Watson	83-84-85-86	110
17.	17.	•Tim Shelton	08-09-10-11-12	109
17.	17.	•Aerick Sanders	01-02-03-04	109
17.	17.	Mark Delsman	74-75-76-77	109
20.	20.	Eddy Gordon	80-81-82-83	107
20.	20.	Tony Gwynn	78-79-80-81	107
20.	-	Noel Mickelsen	53-54-55-56	107

## Games Started

<i>since 1978-79</i>				
Rk	Name	Years	GP	GS
1.	•Billy White	08-09-10-11	134	124
2.	•D.J. Gay	08-09-10-11	140	120
2.	•Brandon Heath	04-05-06-07	125	120
4.	•Chase Tapley	10-11-12-13	134	114
5.	Michael Cage	81-82-83-84	112	112
6.	Leonard Allen	82-83-84-85	116	110
7.	•Richie Williams	06-07-08-09	127	109
8.	Chad Nelson	94-95-96-97	112	103
9.	•Kyle Spain	06-07-08-09	115	95
10.	Anthony Watson	83-84-85-86	110	93
11.	•Marcelo Correa	97-98-99-00-01	112	91
12.	•Myron Epps	99-00-01-02	113	81
13.	•Marcus Slaughter	04-05-06	87	74
14.	•Lorenzo Wade	07-08-09	92	73
14.	•Deandre Moore	01-02-03	88	73
16.	•Malcolm Thomas	10-11	71	70
17.	•Kawhi Leonard	10-11	70	69
18.	•Tony Bland	02-03	63	62
18.	Joe McNaull	91-92-93	86	62
18.	Eddie Morris	80-81-82-83	105	62

## Consecutive Games Started

<i>since 1980-81 season</i>				
Rk	Name	Years	GP	CGS
1.	Michael Cage	81-82-83-84	112	112
2.	Chad Nelson	94-95-96-97	112	103
3.	•Brandon Heath	04-05-06-07	125	85
4.	•D.J. Gay	08-09-10-11	140	71
5.	Leonard Allen	82-83-84-85	116	70
6.	•Malcolm Thomas	10-11	71	68
7.	•Kawhi Leonard	10-11	70	64
8.	•Randy Holcomb	01-02	61	61
9.	•Aerick Sanders	01-02-03-04	109	60
10.	•Myron Epps	99-00-01-02	113	58
11.	Chris Walters	1993-94	57	57
11.	Joe McNaull	91-92-93	86	57
13.	•Jamaal Franklin	11-12-13	87	55
13.	Kevin Betts	97-98	55	55
13.	Anthony Watson	83-84-85-86	110	55

## Minutes Played

<i>since 1978-79 season</i>				
Rk	Name	Years	GP	Min.
1.	•Brandon Heath	04-05-06-07	125	4,275

2.	Michael Cage	81-82-83-84	112	4,262
3.	•D.J. Gay	08-09-10-11	140	4,222
4.	•Chase Tapley	10-11-12-13	134	3,813
5.	•Richie Williams	06-07-08-09	127	3,780
6.	Chad Nelson	94-95-96-97	103	3,692
7.	•Billy White	08-09-10-11	134	3,532
8.	Anthony Watson	83-84-85-86	110	3,330
9.	Leonard Allen	82-83-84-85	116	3,191
10.	•Myron Epps	99-00-01-02	113	2,971
11.	•Kyle Spain	06-07-08-09	115	2,948
12.	•Lorenzo Wade	07-08-09	92	2,911
13.	•Marcus Slaughter	04-05-06	87	2,659
14.	Eddie Morris	80-81-82-83	105	2,627
15.	•Marcelo Correa	97-98-99-00-01	112	2,594
16.	•Deandre Moore	01-02-03	88	2,462
17.	•Aerick Sanders	01-02-03-04	109	2,460
18.	Tony Gwynn	78-79-80-81	107	+2,422
19.	Tony Ross	87-88-89	85	2,402
20.	•John Sharper	03-04-05-06	119	2,381

## Efficiency Points

<i>since 1978-79 season</i>				
Rk	Name	Years	GP	Eff. Pts.
1.	Michael Cage	81-82-83-84	112	2,534
2.	•Brandon Heath	04-05-06-07	125	1,652
3.	•Billy White	08-09-10-11	134	1,635
4.	•Chase Tapley	10-11-12-13	134	1,574
5.	•Marcus Slaughter	04-05-06	87	1,495
6.	Steve Copp	73-74-75-76	93	1,450
7.	Joel Kramer	74-76-77-78	99	1,407
8.	Leonard Allen	82-83-84-85	116	1,395
9.	Chad Nelson	94-95-96-97	112	1,351
10.	Anthony Watson	83-84-85-86	110	1,337
11.	•Kawhi Leonard	10-11	70	1,322
12.	•Kyle Spain	06-07-08	115	1,308
13.	•Aerick Sanders	01-02-03-04	109	1,276
14.	•Jamaal Franklin	11-12-13	87	1,282
15.	•Lorenzo Wade	07-08-09	92	1,244
16.	•Richie Williams	06-07-08-09	127	1,220
17.	Will Connelly	75-76-77	82	1,216
18.	•Malcolm Thomas	10-11	71	1,153
19.	Steve Malovic	78-79	55	1,137
20.	Tony Gwynn	78-79-80-81	107	1,114

## Efficiency Average

<i>min. 50 games; since 1978-79 season</i>				
Rk	Name	Years	GP	EPG
1.	Michael Cage	81-82-83-84	112	22.63
2.	Steve Malovic	78-79	55	20.67
3.	•Kawhi Leonard	10-11	70	18.89
4.	Marty Dow	90-91	52	17.52
5.	•Marcus Slaughter	04-05-06	87	17.18
6.	•Malcolm Thomas	10-11	71	16.24
7.	Kim Goetz	78-79	54	16.09
8.	Steve Copp	73-74-75-76	93	15.59
9.	•Randy Holcomb	01-02	61	15.34
10.	Will Connelly	75-76-77	82	14.83
11.	•Jamaal Franklin	11-12-13	87	14.74
12.	Jason Richey	97-98	52	14.40
13.	Joel Kramer	74-76-77-78	99	14.21
14.	•Mohamed Abukar	06-07	54	14.20
15.	Leon Carter	95-96	57	13.82
16.	Mitch McMullen	88-89	58	13.78
17.	•Lorenzo Wade	07-08-09	92	13.52
18.	•Tony Bland	02-03	63	13.27
19.	•Brandon Heath	04-05-06-07	125	13.22
20.	Kevin Betts	97-98	55	13.14

## Points-Rebounds-Assists

<i>since 1972-73 season</i>				
Rk	Name	Years	GP	PRA
1.	Michael Cage	81-82-83-84	112	3,261
2.	•Brandon Heath	04-05-06-07	125	3,002
3.	Anthony Watson	83-84-85-86	110	2,453
4.	•Chase Tapley	10-11-12-13	134	2,238

5.	Steve Copp	73-74-75-76	93	2,215
6.	•Marcus Slaughter	04-05-06	87	2,099
7.	•Billy White	08-09-10-11	134	2,069
8.	Chad Nelson	94-95-96-97	112	2,007
9.	•Kyle Spain	06-07-08-09	115	1,959
10.	Jamaal Franklin	11-12-13	87	1,952
11.	•Lorenzo Wade	07-08-09	92	1,918
12.	Will Connelly	75-76-77	82	1,901
13.	•Kawhi Leonard	10-11	70	1,862
14.	Joel Kramer	74-76-77-78	99	1,822
15.	•Richie Williams	06-07-08-09	127	1,807
16.	•D.J. Gay	08-09-10-11	140	1,783
17.	Leonard Allen	82-83-84-85	116	1,765
18.	Tony Gwynn	78-79-80-81	107	1,730
19.	•Myron Epps	99-00-01-02	113	1,679
20.	•Randy Holcomb	01-02	61	1,580

## Victories

<i>since 1975-76</i>				
Rk	Name	Years	GP	Wins
1.	•D.J. Gay	08-09-10-11	140	105
2.	•Chase Tapley	10-11-12-13	134	103
3.	•Billy White	08-09-10-11	134	101
4.	•Tim Shelton	08-09-10-11-12	109	85
4.	•Richie Williams	06-07-08-09	127	85
6.	•Kyle Spain	06-07-08-09	115	80
7.	•James Rahon	11-12-13	100	78
8.	Leonard Allen	82-83-84-85	116	76
9.	•Matt Thomas	05-06-07-08-09	124	74
10.	•Brandon Heath	04-05-06-07	125	71
11.	•Jamaal Franklin	11-12-13	87	68
11.	Michael Cage	81-82-83-84	112	68
12.	•John Sharper	03-04-05-06	119	63
12.	Anthony Watson	83-84-85-86	110	63
14.	•Aerick Sanders	01-02-03-04	109	61
15.	•Lorenzo Wade	07-08-09	92	60
16.	•Brian Carlwell	10-11	71	59
16.	•Malcolm Thomas	10-11	71	59
16.	Eddie Morris	80-81-82-83	105	59
19.	•Kawhi Leonard	10-11	70	58
19.	Eddy Gordon	80-81-82-83	107	58

## Conference Victories

<i>since 1975-76</i>				
Rk	Name	Years	CGP	Wins
1.	•D.J. Gay	08-09-10-11	64	45
2.	•Billy White	08-09-10-11	56	43
3.	•Chase Tapley	10-11-12-13	59	41
4.	•Richie Williams	06-07-08-09	60	39
5.	•Kyle Spain	06-07-08-09	51	36
5.	Leonard Allen	82-83-84-85	64	36
7.	Michael Cage	81-82-83-84	64	33
8.	•Matt Thomas	05-06-07-08-09	59	32
8.	•Brandon Heath	04-05-06-07	60	32
8.	Anthony Watson	83-84-85-86	64	32
11.	•James Rahon	11-12-13	44	31
12.	•Tim Shelton	08-09-10-11-12	43	30
13.	•Lorenzo Wade	07-08-09	46	29
13.	Eddie Morris	80-81-82-83	58	29
15.	Jamaal Franklin	11-12-13	38	28
16.	•John Sharper	03-04-05-06	57	27
16.	Eddy Gordon	80-81-82-83	57	27
16.	Joel Kramer	74-76-77-78	42	27
19.	•Brian Carlwell	10-11	32	25
19.	•Kawhi Leonard	10-11	32	25
19.	•Malcolm Thomas	10-11	32	25
19.	Tony Gwynn	78-79-80-81	55	25
19.	Mike Dodd	76-77-78-79	38	25

## Key

♦ - Occurred during the Steve Fisher era.  
 For the purposes of this book, anytime a season is listed as one year, the back half of the season is designated. (e.g. 1989-90 is 90).  
 Efficiency Rating - ((PTS + REB + AST + STL + BLK) - ((FGA - FGM) + (FTA - FTM + TO))) / G.

RECORDS ► INDIVIDUAL CAREER RECORDS  
 AZTEC BASKETBALL MEDIA GUIDE

# Div. I Era Freshman Season Records



FOUR CONSECUTIVE NCAA TOURNAMENT APPEARANCES ► SEVEN-TIME MOUNTAIN WEST CHAMPIONS

## Points

Rk	Name	Points	Year
1.	Tony Ross	455	1987
2.	•Kawhi Leonard	433	2010
3.	•Brandon Heath	413	2004
4.	Eddy Gordon	345	1980
5.	Presnell Gilbert	338	1977
6.	Anthony Watson	319	1983
7.	Eddie Morris	319	1980
8.	Myron Epps	308	1999
9.	Michael Cage	295	1981
10.	•Billy White	279	2008

## Scoring Average

Rk	Name	PPG	Year
1.	Tony Ross	16.3	1987
2.	Presnell Gilbert	15.4	1977
3.	•Brandon Heath	13.8	2004
4.	Eddie Morris	13.3	1980
5.	Eddy Gordon	12.8	1980
6.	•Kawhi Leonard	12.7	2010
7.	Myron Epps	11.8	1999
8.	Anthony Watson	11.4	1983
9.	Michael Cage	10.9	1981
10.	Steve Copp	10.4	1973
11.	•Kyle Spain	9.2	2006

## Rebounds

Rk	Name	Rebounds	Year
1.	Michael Cage	355	1981
2.	•Kawhi Leonard	336	2010
3.	Eddy Gordon	239	1980
4.	•Marcus Slaughter	204	2004
5.	•Billy White	195	2008
6.	Steve Copp	173	1973
7.	•Tim Shelton	161	2009
8.	•Kyle Spain	158	2006
9.	Myron Epps	149	1999
10.	Presnell Gilbert	143	1977

## Rebound Average

Rk	Name	RPG	Year
1.	Michael Cage	13.1	1981
2.	•Kawhi Leonard	9.9	2010
3.	Eddy Gordon	8.9	1980
4.	•Marcus Slaughter	6.8	2004
5.	Steve Copp	6.7	1973
6.	Presnell Gilbert	6.5	1977
7.	•Billy White	5.9	2008
8.	•Kyle Spain	5.6	2006
8.	Myron Epps	5.6	1999
10.	•Evan Burns	5.1	2003

## Assists

Rk	Name	Assists	Year
1.	Raymond King	150	1996
2.	•Richie Williams	127	2006
3.	Mark Delsman	120	1974
4.	•Bradley Jackson	101	2000
5.	Jason Hamilton	97	1993
6.	Chad Nelson	90	1994
7.	Anthony Watson	85	1983
8.	Tracy Dildy	73	1986
9.	•Chase Tapley	72	2010
10.	•Kawhi Leonard	65	2010

## Assist Average

Rk	Name	APG	Year
1.	Raymond King	5.2	1996
2.	Mark Delsman	4.6	1974
3.	•Richie Williams	3.8	2006
4.	Jason Hamilton	3.7	1993
5.	•Bradley Jackson	3.6	2000
6.	Chad Nelson	3.2	1994
7.	Anthony Watson	3.0	1983

8.	Tracy Dildy	2.5	1986
9.	David Abramowitz	2.3	1999
10.	•Chase Tapley	2.2	2010

## Blocks

Rk	Name	Blocks	Year
1.	•Skylar Spencer	51	2013
2.	Leonard Allen	45	1982
3.	Eddy Gordon	43	1980
4.	Joe McNaull	32	1991
5.	•Billy White	25	2008
5.	•Evan Burns	25	2003
7.	•Kawhi Leonard	24	2010
8.	Michael Cage	20	1981
9.	•Marcus Slaughter	17	2004
10.	Chris Davis	16	1992
10.	Courtie Miller	16	1991

## Steals

Rk	Name	Steals	Year
1.	Raymond King	63	1996
2.	•Richie Williams	58	2006
3.	Jason Hamilton	55	1993
4.	•Kawhi Leonard	47	2010
4.	•Billy White	47	2008
6.	•Brandon Heath	41	2004
7.	Tracy Dildy	40	1986
8.	•Bradley Jackson	38	2000
9.	•Chase Tapley	37	2010
10.	Chad Nelson	36	1994

## Field Goals

Rk	Name	FG	Year
1.	•Kawhi Leonard	166	2010
2.	Tony Ross	152	1987
3.	Eddy Gordon	149	1980
4.	Presnell Gilbert	148	1977
5.	•Brandon Heath	144	2004
5.	Eddie Morris	144	1980
7.	Anthony Watson	132	1983
8.	•Billy White	118	2008
9.	Myron Epps	116	1999
10.	Michael Cage	115	1981

## Field Goal Attempts

Rk	Name	FGA	Year
1.	•Brandon Heath	368	2004
2.	•Kawhi Leonard	365	2010
3.	Tony Ross	364	1987
4.	Eddie Morris	326	1980
5.	Presnell Gilbert	321	1977
6.	Anthony Watson	320	1983
7.	Eddy Gordon	312	1980
8.	Myron Epps	241	1999
9.	Steve Copp	234	1973
10.	•Tim Shelton	209	2009

## Field Goal Percentage

*min. 5 FGA per game*

Rk	Name	Pct.	Year
1.	•Billy White	61.5	2008
2.	Michael Cage	55.8	1981
3.	•Tim Shelton	50.2	2009
4.	•Chase Tapley	50.0	2010
5.	•Kyle Spain	49.5	2006
6.	•Evan Burns	49.2	2003
7.	Myron Epps	48.1	1999
8.	Eddy Gordon	47.8	1980
9.	•Marcus Slaughter	47.3	2004
10.	Presnell Gilbert	46.1	1977

## Three-Point Field Goals

*in existence since 1986-87 season*

Rk	Name	3FGs	Year
1.	Tony Ross	104	1987
2.	•Brandon Heath	48	2004

3.	•Steve Sir	46	2003
4.	•D.J. Gay	45	2008
5.	•Chase Tapley	35	2010
6.	David Abramowitz	29	1999
7.	Jason Hamilton	28	1993
8.	Robert Ringo	27	1992
9.	Will Porter	24	1997
10.	•Bradley Jackson	21	2000
10.	Chad Nelson	21	1994
10.	John Molle	21	1992

## Three-Point Field Goal Atts.

*in existence since 1986-87 season*

Rk	Name	3FGA	Year
1.	Tony Ross	223	1987
2.	•Brandon Heath	160	2004
3.	•D.J. Gay	121	2008
4.	•Steve Sir	114	2003
5.	•Chase Tapley	93	2010
6.	David Abramowitz	87	1999
7.	Robert Ringo	84	1992
8.	Will Porter	83	1997
9.	•Kawhi Leonard	78	2010
10.	John Molle	73	1992

## Three-Point Field Goal Pct.

*min 20 3FGs; in existence since 1986-87 season*

Rk	Name	Pct.	Year
1.	Jason Hamilton	50.0	1993
2.	Chad Nelson	46.7	1994
3.	Tony Ross	46.6	1987
4.	•Steve Sir	40.4	2003
5.	•Chase Tapley	37.6	2010
6.	•D.J. Gay	37.2	2008
7.	•Bradley Jackson	33.9	2000

## Free Throws

Rk	Name	FT	Year
1.	•Kawhi Leonard	85	2010
2.	•Brandon Heath	77	2004
3.	Myron Epps	76	1999
3.	Steve Copp	76	1973
5.	•Matt Thomas	65	2005
5.	Michael Cage	65	1981
7.	•Kyle Spain	63	2006
8.	Chad Nelson	60	1996
8.	Courtie Miller	60	1991
10.	Vincent Okotie	59	1999

## Free Throw Attempts

Rk	Name	FTA	Year
1.	Myron Epps	147	1999
2.	•Kawhi Leonard	117	2010
3.	Steve Copp	113	1973
4.	•Brandon Heath	110	2004
5.	Vincent Okotie	96	1999
6.	•Matt Thomas	95	2005
7.	•Kyle Spain	92	2006
8.	•Tim Shelton	87	2009
9.	Michael Cage	86	1981
10.	Courtie Miller	84	1991

## Free Throw Percentage

*min. 2.5 FTA per game*

Rk	Name	Pct.	Year
1.	Michael Cage	75.6	1981
2.	•Bradley Jackson	74.0	2000
3.	Chad Nelson	73.2	1994
4.	•Kawhi Leonard	72.6	2010
5.	•Marcus Slaughter	72.4	2004
6.	•Richie Williams	71.6	2006

## Minutes Played

*since 1978-79 season*

Rk	Name	Min.	Year
1.	•Kawhi Leonard	1,064	2010

2.	Michael Cage	1,031	1981
3.	Raymond King	1,016	1996
4.	•Billy White	946	2008
5.	•Richie Williams	935	2006
6.	•Brandon Heath	897	2004
7.	Jason Hamilton	874	1993
8.	•Bradley Jackson	830	2000
9.	Eddy Gordon	805	1980
10.	•D.J. Gay	784	2008

## Efficiency Points

*since 1978-79 season*

Rk	Name	Points	Year
1.	•Kawhi Leonard	597	2010
2.	Michael Cage	537	1981
3.	Eddy Gordon	453	1980
4.	•Billy White	429	2008
5.	•Marcus Slaughter	360	2004
6.	•Tim Shelton	329	2009
7.	•Kyle Spain	320	2006
8.	•Chase Tapley	304	2010
9.	•Evan Burns	304	2003
10.	Raymond King	292	1996

## Efficiency Average

*since 1978-79 season*

Rk	Name	EPG	Year
1.	Michael Cage	19.89	1981
2.	•Kawhi Leonard	17.55	2010
3.	Eddy Gordon	16.78	1980
4.	•Billy White	13.00	2008
5.	•Marcus Slaughter	12.00	2004
6.	•Evan Burns	11.69	2003
7.	•Kyle Spain	11.43	2006
8.	Jason Hamilton	10.42	1993
9.	Raymond King	10.07	1996
10.	Tony Ross	10.00	1987

## Points-Rebs-Assists (PRA)

*since 1972-73 season*

Rk	Name	PRA	Year
1.	•Kawhi Leonard	834	2010
2.	Michael Cage	661	1981
3.	Eddy Gordon	630	1980
4.	Tony Ross	551	1987
5.	•Brandon Heath	546	2004
6.	Presnell Gilbert	516	1977
7.	•Billy White	508	2008
8.	Steve Copp	476	1973
9.	•Tim Shelton	471	2009
10.	Myron Epps	467	1999
11.	•Marcus Slaughter	463	2004

## PRA Average

*since 1972-73 season*

Rk	Name	PRAPG	Year
1.	•Kawhi Leonard	24.53	2010
2.	Michael Cage	24.48	1981
3.	Presnell Gilbert	23.45	1977
4.	Eddy Gordon	23.33	1980
5.	Tony Ross	19.68	1987
6.	Steve Copp	18.31	1973
7.	•Brandon Heath	18.20	2004
8.	Eddie Morris	18.08	1980
9.	Myron Epps	17.96	1999
10.	Anthony Watson	16.36	1983

## Key

• - Occurred during the Steve Fisher era.  
 For the purposes of this book, anytime a season is listed as one year, the back half of the season is designated. (e.g. 1989-90 is 90).  
 Efficiency Rating - ((PTS + REB + AST + STL + BLK) - ((FGA - FGM) + (FTA - FTM) + TO)) / G.

# Mountain West Records



FOUR CONSECUTIVE NCAA TOURNAMENT APPEARANCES ► SEVEN-TIME MOUNTAIN WEST CHAMPIONS

## Team Single-Game

### Points

#### Most Points

- 98 at TCU (98-92, ot), March 3, 2012
- 96 vs. Wyoming (96-57), Jan. 29, 2011
- 91 vs. Wyoming (91-72), March 1, 2006
- 91 vs. UNLV (91-93), Feb. 12, 2005
- 90 at Brigham Young (90-100), Feb. 22, 2006

#### Most Points/Both Teams

- 191 at Colorado State (89-102), March 3, 2003
- 190 at TCU (98-82, ot), March 3, 2012
- 190 at Brigham Young (90-100), Feb. 22, 2006
- 184 vs. UNLV (91-93), Feb. 12, 2005
- 181 at Colorado State (88-93), Feb. 19, 2005

#### Fewest Points Game

- 38 at Utah (38-86), Feb. 11, 1999
- 39 at Utah (39-58), Jan. 15, 2001
- 41 vs. Utah (41-61), Feb. 5, 2005
- 43 at Air Force (43-46), March 8, 2008
- 43 vs. Air Force (43-57), Jan. 31, 2004

#### Fewest Points/Both Teams

- 87 vs. Air Force (49-38), Feb. 6, 2008
- 89 vs. New Mexico (55-34), Jan. 26, 2013
- 89 at Air Force (43-46), March 8, 2008
- 94 at Wyoming (52-42), Jan. 24, 2012
- 96 vs. Air Force (49-47), March 2, 2002

#### Fewest Points Allowed

- 34 vs. New Mexico (55-34), Jan. 26, 2013
- 34 vs. Air Force (65-34), Feb. 7, 2009
- 38 vs. Air Force (49-38), Feb. 6, 2008
- 41 vs. Air Force (62-41), Feb. 6, 2007
- 42 at Wyoming (52-42), Jan. 24, 2012
- 42 at Air Force (61-42), March 6, 2010

#### Most Points Allowed

- 102 at Colorado State (89-102), March 3, 2003
- 101 at Wyoming (66-101), Feb. 3, 2001
- 100 at Brigham Young (90-100), Feb. 22, 2006
- 93 at Colorado State (88-93, ot), Feb. 19, 2005
- 93 vs. UNLV (91-93, ot), Feb. 12, 2005

#### Largest Margin of Victory

- 39 vs. Wyoming (96-57), Jan. 29, 2011
- 32 vs. Utah (85-53), Feb. 8, 2011
- 31 vs. Wyoming (88-57), Feb. 10, 2010
- 31 vs. Air Force (65-34), Feb. 7, 2009
- 28 vs. Wyoming (79-51), Feb. 19, 2013

#### Largest Margin of Defeat

- 35 at Wyoming (66-101), Feb. 3, 2001
- 29 at Brigham Young (50-79), Jan. 13, 2001
- 29 at New Mexico (49-78), Feb. 26, 2000
- 28 vs. Colorado State (46-74), Feb. 12, 2000
- 28 at UNLV (55-83), Jan. 22, 2000

## Rebounding

#### Game

- 50 at TCU (98-92, ot), March 3, 2012
- 50 at Air Force (70-58), Feb. 19, 2011
- 50 vs. Utah (85-53), Feb. 8, 2011
- 50 at New Mexico (81-74, ot), Feb. 20, 2007
- 47 at Air Force (56-58), Feb. 28, 2012

#### Margin

- +23 (50-27) at Air Force, Feb. 19, 2011
- +21 (44-23) at TCU, Jan. 18, 2006
- +20 (47-27) at Air Force, Feb. 18, 2012
- +20 (46-26) at Colorado State, Jan. 29, 2008
- +19 (35-16) vs. Wyoming, Feb. 19, 2013
- +19 (39-20) vs. UNLV, March 7, 2009

## Field Goal Shooting

#### Most Field Goals

- 35 vs. Wyoming (96-57), Jan. 29, 2011
- 34 vs. Colorado State (86-62), March 1, 2008
- 34 vs. Brigham Young (86-74), Feb. 24, 2007
- 34 vs. New Mexico (89-73), Feb. 24, 2003
- 33 vs. Wyoming (88-57), Feb. 10, 2010
- 33 vs. Wyoming (85-88), Jan. 21, 2002
- 33 at Wyoming (87-93), Jan. 29, 2000

#### Most Field Goals Attempted

- 90 at Colorado State (82-92, 2ot), Jan. 24, 2004
- 83 vs. Wyoming (85-88), Jan. 21, 2002
- 72 at UNLV (70-72), Feb. 16, 2013
- 72 at Brigham Young (90-100), Feb. 22, 2006
- 71 vs. Utah (85-53), Feb. 8, 2011

#### Highest Field Goal Percentage

- 68.2 (30-of-44) vs. Wyoming (79-51), Feb. 19, 2013
- 63.8 (30-of-47) at Colorado State (85-81), Feb. 4, 2006
- 61.4 (27-of-44) vs. Air Force (67-53), Feb. 22, 2003
- 61.0 (25-of-41) vs. Colorado State (78-73), March 3, 2001
- 60.9 (28-of-46) at TCU (68-51), Feb. 16, 2010

## Free Throw Shooting

#### Most Free Throws Made

- 33 vs. UNLV (91-93, ot), Feb. 12, 2005
- 31 vs. Wyoming (91-72), March 1, 2006
- 31 vs. UNLV (83-67), Jan. 14, 2006
- 28 at TCU (98-92, ot), March 3, 2012
- 28 vs. New Mexico (81-76), Jan. 21, 2009

#### Most Free Throws Attempted

- 46 at Air Force (61-44), Jan. 3, 2009
- 42 at Wyoming (86-73), March 1, 2003
- 40 vs. UNLV (91-93, ot), Feb. 12, 2005
- 39 vs. New Mexico (81-76), Jan. 21, 2009
- 39 vs. Wyoming (91-72), March 1, 2006

#### Highest Free Throw Percentage (min. 12 FTA)

- 100.0 (12-of-12) at Air Force (63-48), Jan. 11, 2003
- 94.7 (18-of-19) vs. Colorado State (66-48), March 5, 2011
- 93.8 (15-of-16) vs. Brigham Young (66-69), Feb. 12, 2001
- 90.9 (20-of-22) at UNLV (63-57), Feb. 12, 2011
- 90.0 (18-of-20) vs. Wyoming (65-66), Jan. 3, 2007

## Three-Point Field Goals

#### Most Three-Point Field Goals

- 17 vs. Wyoming (96-57), Jan. 29, 2011
- 13 vs. Colorado State (79-72, ot), Jan. 12, 2013
- 13 at New Mexico (87-77), Jan. 15, 2011
- 13 vs. UNLV (83-66), Feb. 24, 2001
- 12 at New Mexico (86-88, ot), Feb. 6, 2010

#### Most Three-Point Field Goals Attempted

- 33 vs. Wyoming (96-57), Jan. 29, 2011
- 29 vs. Colorado State (79-72, ot), Jan. 12, 2013
- 26 vs. Air Force (68-55), Jan. 19, 2011
- 27 at New Mexico (86-88, ot), Feb. 6, 2010
- 25 vs. Air Force (65-34), Feb. 7, 2009
- 25 at New Mexico (81-74, ot), Feb. 20, 2007
- 25 vs. UNLV (83-66), Feb. 24, 2001

#### Highest Three-Point FG Percentage

- 69.2 (9-of-13) vs. New Mexico (75-69), Jan. 25, 2006
- 62.5 (5-of-8) vs. New Mexico (68-62), Feb. 16, 2011
- 60.0 (9-of-15) at Colorado State (85-81), Feb. 4, 2006
- 60.0 (3-of-5) vs. Air Force (67-53), Feb. 22, 2003
- 54.5 (6-of-11) at Colorado State (67-75), Jan. 27, 2000

## Other Statistics

#### Most Assists

- 23 at Wyoming (88-57), Feb. 10, 2010
- 23 vs. Colorado State (86-62), March 1, 2008

#### Most Turnovers

- 28 vs. UNLV (79-80), Jan. 26, 2002

#### Fewest Turnovers

- 4 vs. Utah (85-53), Feb. 8, 2011

#### Most Blocked Shots

- 11 vs. Wyoming (96-57), Jan. 29, 2011
- 11 vs. Wyoming (85-88), Jan. 21, 2002

#### Most Steals

- 15 vs. Wyoming (81-88, ot), Jan. 22, 2005

## Individual Single-Game

### Points

- 37, Brandon Heath at UNLV, Jan. 15, 2005
- 35, Jamaal Franklin at TCU, March 3, 2012
- 32, Brandon Heath at New Mexico, Feb. 25, 2006
- 32, Myron Epps at Wyoming, Jan. 29, 2000
- 31, Jamaal Franklin vs. Colorado State, Feb. 25, 2012
- 31, Evan Burns vs. New Mexico, Feb. 24, 2003
- 30, D.J. Gay at New Mexico, Jan. 15, 2011
- 30, Kyle Spain vs. New Mexico, Jan. 21, 2009
- 30, Brandon Heath vs. Brigham Young, Feb. 24, 2007
- 30, Brandon Heath at New Mexico, Feb. 20, 2007
- 29, Brandon Heath vs. UNLV, Feb. 12, 2005
- 29, Brandon Heath vs. Wyoming, Jan. 22, 2005
- 28, Malcolm Thomas vs. Utah, Feb. 20, 2010
- 28, Lorenzo Wade vs. Brigham Young, Feb. 23, 2008
- 28, Brandon Heath at Colorado State, Feb. 4, 2006
- 28, Brandon Heath at Colorado State, Feb. 19, 2005
- 28, Tony Bland vs. Air Force, Feb. 22, 2003
- 27, Jamaal Franklin vs. UNLV, Jan. 16, 2013
- 27, Mohamed Abukar vs. Brigham Young, Feb. 24, 2007
- 27, Aerick Sanders vs. New Mexico, Feb. 2, 2004
- 27, Myron Epps vs. Air Force, Jan. 20, 2000
- 26, seven times

### Field Goals Made

- 14, Myron Epps at Wyoming, Jan. 29, 2000
- 12, Billy White vs. Wyoming, Feb. 14, 2009
- 12, Brandon Heath vs. Brigham Young, Feb. 24, 2007
- 12, Brandon Heath vs. Wyoming, Jan. 22, 2005
- 12, Brandon Heath at UNLV, Jan. 15, 2005
- 12, Evan Burns vs. New Mexico, Feb. 24, 2003

### Field Goals Attempted

- 24, Brandon Heath at New Mexico, Feb. 20, 2007
- 24, Brandon Heath at Colorado State, Feb. 19, 2005
- 23, Brandon Heath vs. Wyoming, Jan. 22, 2005
- 23, Myron Epps at Wyoming, Jan. 29, 2000
- 22, Brandon Heath vs. Wyoming, Feb. 17, 2007
- 22, Brandon Heath vs. Wyoming, Jan. 3, 2006

### Field Goal Percentage (Min. 6 FGA)

- 100.0 (12-12), Billy White vs. Wyoming, Feb. 14, 2009
- 100.0 (6-6), Garrett Green vs. Wyoming, Feb. 22, 2012
- 100.0 (6-6), Billy White vs. Colorado State, March 5, 2011
- 100.0 (6-6), Mike Mackell vs. Colorado State, Jan. 19, 2002
- 90.9 (10-11), Chris Walton vs. Colorado State, Jan. 24, 2005

### Free Throws Made

- 17, Brandon Heath vs. UNLV, Feb. 12, 2005
- 14, Jamaal Franklin at TCU, March 3, 2012
- 14, Jamaal Franklin vs. Colorado State, Feb. 25, 2012
- 12, Lorenzo Wade vs. New Mexico, Jan. 21, 2009
- 12, Marcus Slaughter at Wyoming, Jan. 28, 2006
- 12, Marcus Slaughter vs. UNLV, Jan. 14, 2006
- 12, Matt Thomas vs. Air Force, Feb. 28, 2005

# Mountain West Records



FOUR CONSECUTIVE NCAA TOURNAMENT APPEARANCES ► SEVEN-TIME MOUNTAIN WEST CHAMPIONS

12, Brandon Heath at UNLV, Jan. 15, 2005

## Free Throws Attempted

17, Jamaal Franklin at TCU, March 3, 2012  
17, Brandon Heath vs. UNLV, Feb. 12, 2005  
16, Marcus Slaughter at Wyoming, Jan. 28, 2006  
15, Jamaal Franklin vs. Colorado State, Feb. 25, 2012  
15, Lorenzo Wade vs. New Mexico, Jan. 21, 2009  
15, Tony Bland at Colorado State, March 3, 2003

## Free Throw Percentage (Min. 8 FTM)

100.0 (17-17), Brandon Heath vs. UNLV, Feb. 12, 2005  
100.0 (12-12), Brandon Heath at UNLV, Jan. 15, 2005  
100.0 (10-10), Kyle Spain at TCU, Feb. 28, 2009  
100.0 (8-8), Jamaal Franklin vs. UNLV, Jan. 15, 2012  
100.0 (8-8), Mohamed Abukar vs. Wyoming, Jan. 3, 2007  
100.0 (8-8), Kyle Spain vs. Wyoming, March 1, 2006  
100.0 (8-8), David Abramowitz vs. Colorado State, March 3, 2001  
100.0 (8-8), Marcelo Correa vs. Brigham Young, Feb. 12, 2001

## Three-Point Field Goals Made

8, Brandon Heath at New Mexico, Feb. 25, 2006  
7, D.J. Gay at New Mexico, Jan. 15, 2011  
7, David Abramowitz at Utah, Feb. 10, 2000  
6, D.J. Gay vs. Air Force, Jan. 19, 2011  
6, D.J. Gay at New Mexico, Feb. 6, 2010  
6, Brandon Heath vs. TCU, Feb. 18, 2006

## Three-Point Field Goals Attempted

14, Brandon Heath at New Mexico, Feb. 20, 2007  
13, Brandon Heath at New Mexico, Feb. 25, 2006  
12, Jamaal Franklin vs. Colorado State, Jan. 12, 2013

12, Brandon Heath vs. TCU, Feb. 18, 2006  
11, D.J. Gay vs. Air Force, Jan. 19, 2011  
11, D.J. Gay at New Mexico, Jan. 15, 2011  
11, Brandon Heath vs. TCU, March 3, 2007  
11, Brandon Heath at Air Force, Jan. 20, 2007  
11, Al Faux vs. New Mexico, Feb. 28, 2002

## Three-Point FG Pct. (Min. 4 3FGA)

100.0 (4-4), Deandre Moore vs. BYU, Feb. 11, 2002  
83.3 (5-6), D.J. Gay at Utah, Feb. 16, 2008  
83.3 (5-6), Brandon Heath at Utah, March 5, 2005  
80.0 (4-5), Kyle Spain at New Mexico, Feb. 21, 2009  
80.0 (4-5), Chris Manker at Colorado State, Feb. 19, 2005

## Rebounds

20, Marcus Slaughter vs. UNLV, Jan. 14, 2006  
18, Jamaal Franklin at Fresno State, Jan. 9, 2013  
18, Marcus Slaughter at TCU, Jan. 18, 2006  
17, Kawhi Leonard vs. UNLV, Jan. 12, 2011  
16, Jamaal Franklin vs. Colorado State, Feb. 25, 2012  
16, Malcolm Thomas vs. UNLV, Jan. 12, 2011  
16, Aerick Sanders vs. Wyoming, Feb. 21, 2004  
16, Aerick Sanders at Colorado State, Jan. 24, 2004

## Assists

11, Lorenzo Wade vs. Colorado State, March 1, 2008  
11, Deandre Moore vs. Wyoming, March 1, 2001  
9, Richie Williams at Wyoming, Jan. 14, 2009  
8, Xavier Thames at UNLV, Feb. 11, 2012  
8, Lorenzo Wade at Air Force, Jan. 3, 2009  
8, Lorenzo Wade at New Mexico, Feb. 20, 2007  
8, Brandon Heath at Utah, Jan. 11, 2006  
8, Deandre Moore vs. Air Force, Jan. 20, 2001

## Steals

7, Deandre Moore vs. Colorado State, Feb. 1, 2003  
6, Richie Williams vs. Utah, Jan. 27, 2007  
5, Jamaal Franklin at UNLV, Feb. 16, 2013  
5, D.J. Gay vs. Utah, Feb. 8, 2011  
5, D.J. Gay at Colorado State, Jan. 30, 2010  
5, Billy White vs. Brigham Young, Jan. 23, 2010  
5, Kyle Spain at UNLV, Feb. 3, 2009  
5, Richie Williams at Brigham Young, Jan. 24, 2009  
5, Lorenzo Wade vs. UNLV, Feb. 13, 2007  
5, Richie Williams vs. Brigham Young, Jan. 21, 2006  
5, Marcus Slaughter at New Mexico, Feb. 28, 2004

## Blocked Shots

6, Malcolm Thomas vs. Wyoming, Jan. 29, 2011  
5, Marcus Slaughter vs. UNLV, Jan. 14, 2006  
4, Skylar Spencer vs. Nevada, Feb. 23, 2013  
4, Skylar Spencer vs. Wyoming, Feb. 19, 2013  
4, Skylar Spencer vs. Boise State, Feb. 6, 2013  
4, Malcolm Thomas vs. New Mexico, Feb. 16, 2011  
4, Malcolm Thomas at New Mexico, Jan. 15, 2011  
4, Malcolm Thomas vs. UNLV, Feb. 13, 2010  
4, Billy White vs. Wyoming, Feb. 14, 2009  
4, Billy White vs. Brigham Young, Feb. 23, 2008  
4, Billy White at Colorado State, Jan. 29, 2008  
4, Jerome Habel at New Mexico, Feb. 20, 2007  
4, Marcus Slaughter vs. Utah, Feb. 11, 2006  
4, Chris Walton vs. New Mexico, Feb. 28, 2002  
4, Aerick Sanders vs. UNLV, Jan. 26, 2002  
4, Randy Holcomb vs. Wyoming, Jan. 21, 2001



Head coach Steve Fisher cut down the nets after the Aztecs' 78-75 victory over UNLV in the 2002 Mountain West Conference tournament championship game at Thomas & Mack Center. The victory propelled San Diego State into its first NCAA Tournament since 1985 and marked the eighth NCAA tournament appearance of Steve Fisher's career.

# Viejas Arena Records



FOUR CONSECUTIVE NCAA TOURNAMENT APPEARANCES ► SEVEN-TIME MOUNTAIN WEST CHAMPIONS

## Team Single-Game

### Points

#### Most Points

- 119 vs. Campbell (119-82), Dec. 12, 2006
- 103 vs. Southern Cal College (103-49), Dec. 2, 1998
- 98 vs. UC San Diego (98-53), Nov. 27, 2001
- 96 vs. Wyoming (96-57), Jan. 29, 2011
- 94 vs. Redlands (94-43), Dec. 30, 2011
- 94 vs. Fresno State (94-97), Jan. 31, 1998
- Opp.: 105 by TCU (61-105), Jan. 17, 1998
- NCAA: 90 by Alabama (90-85 Marquette), March 16, 2006

#### Most Points/Both Teams

- 201 vs. Campbell (119-82), Dec. 12, 2006
- 191 vs. Fresno State (94-97), Jan. 31, 1998
- 184 vs. UNLV (91-93, ot), Feb. 12, 2005
- 179 vs. Fresno State (84-95), Dec. 25, 1999
- 177 vs. Troy State (84-93), Nov. 30, 2003
- NCAA: 175 by Alabama (90)/Marquette (85), March 16, 2006

#### Fewest Points Game

- 41 vs. Utah (41-61), Feb. 5, 2005
- 42 vs. Stanford (42-63), Dec. 16, 1997
- 43 vs. Air Force (43-57), Jan. 31, 2004
- 46 vs. Colorado State (46-74), Feb. 12, 2000
- 48 vs. Arizona (48-69), Dec. 9, 2006
- Opp.: 34 by New Mexico (55-34), Jan. 26, 2013, and by Air Force (65-34), Feb. 7, 2009
- NCAA: 43 by Kent State (Cincinnati 66-43), March 17, 2001

#### Fewest Points/Both Teams

- 87 vs. Air Force (49-38), Feb. 6, 2008
- 89 vs. New Mexico (55-34), Jan. 26, 2013
- 96 vs. Cal Poly (51-45), Dec. 13, 2010
- 96 vs. Air Force (49-47), March 2, 2002
- 99 vs. Air Force (65-34), Feb. 7, 2009
- 99 vs. UC San Diego (59-49), Nov. 15, 2008
- NCAA: 109 by Cincinnati (66)/Kent State (43), March 17, 2001

#### Fewest Points Allowed

- 34 vs. New Mexico (55-34), Jan. 26, 2013
- 34 vs. Air Force (65-34), Feb. 7, 2009
- 37 vs. Southern Utah (70-37), Nov. 12, 2011
- 38 vs. Air Force (49-38), Feb. 6, 2008
- 40 vs. UC San Diego (59-40), Nov. 15, 2008
- Opp.: 41 by Utah (41-61), Feb. 5, 2005
- NCAA: 43 by Cincinnati (66-43 Kent State), March 17, 2001

#### Most Points Allowed

- 105 vs. TCU (61-105), Jan. 17, 1998
- 97 vs. Fresno State (94-97), Jan. 31, 1998
- 95 vs. Fresno State (84-95), Feb. 25, 1999
- 93 vs. UNLV (91-93, ot), Feb. 12, 2005
- 89 vs. Arizona (81-89), Dec. 7, 2002
- Opp.: 119 by Campbell (119-82), Dec. 12, 2006
- NCAA: 90 by Marquette (Alabama 90-85), March 16, 2001

#### Largest Margin of Victory

- 54 vs. Southern Cal College (103-49), Dec. 2, 1998
- 51 vs. Redlands (94-43), Dec. 30, 2011
- 45 vs. UC San Diego (98-53), Nov. 27, 2001
- 43 vs. Occidental College (93-50), Dec. 31, 2010
- 41 vs. Northern Arizona (89-48), Nov. 28, 2009

- Opp.: 44 by TCU (61-105), Jan. 17, 1998
- NCAA: 34 by UCLA (78-44 Belmont), March 16, 2006

#### Largest Margin of Defeat

- 44 vs. TCU (61-105), Jan. 17, 1998
- 33 vs. Southern California (54-87), Dec. 20, 1999
- 28 vs. Colorado State (46-74), Feb. 12, 2000
- 26 vs. Utah (53-79), Jan. 16, 1999
- 25 vs. New Mexico (60-85), Feb. 8, 1999

## Rebounding

### Game

- 53 vs. Redlands, Dec. 30, 2011
- 50 vs. Utah, Feb. 8, 2011
- 49 vs. Florida Atlantic, Nov. 30, 2000
- 47 vs. Point Loma Nazarene, Dec. 3, 2005
- 46 vs. Arkansas-Pine Bluff, Nov. 21, 2012
- 46 vs. UC San Diego, Dec. 6, 2003
- 46 vs. IPFW, Jan. 2, 2002
- Opp.: 50 by San Diego (52-55), Dec. 9, 2000
- NCAA: 45 by UCLA (78-44 Belmont), March 16, 2006

### Margin

- +29 (42-13) vs. Occidental College, Dec. 31, 2010
- +21 (37-16) vs. San Diego Christian, Jan. 5, 2012
- +21 (41-20) vs. Monmouth, Nov. 22, 2004
- +21 (46-25) vs. UC San Diego, Dec. 6, 2003
- +21 (45-24) vs. Cal State Northridge, Dec. 1, 2001
- Opp.: +21 (22-43) by Hawai'i (78-72), Feb. 20, 1999
- NCAA: +21 (42-21) by Cincinnati (66-43 Kent State), March 17, 2001

## Field Goal Shooting

### Most Field Goals

- 48 vs. Campbell, Dec. 12, 2006
- 40 vs. UC San Diego, Nov. 27, 2001
- 38 vs. San Diego Christian, Nov. 26, 2010
- 38 vs. Southern Cal College, Dec. 2, 1998
- 37 vs. Cal Poly, Dec. 18, 2003
- Opp.: 41 by TCU (61-105), Jan. 17, 1998
- NCAA: 32 by Marquette (Alabama 90-85), March 16, 2006

### Most Field Goals Attempted

- 83 vs. Wyoming, Jan. 21, 2002
- 75 vs. Cal Poly, Dec. 18, 2003
- 73 vs. Arizona, Dec. 7, 2002
- 71 vs. Utah, Feb. 8, 2011
- 71 vs. Sam Houston State, Dec. 28, 2007
- Opp.: 75 by Campbell (119-82), Dec. 12, 2007 and TCU (61-105), Jan. 17, 1998
- NCAA: 66 by Kent State (77-73 Indiana), March 15, 2001

### Highest Field Goal Percentage

- 69.6 (48-of-69) vs. Campbell, Dec. 12, 2006
- 68.2 (30-of-44) vs. Wyoming, Feb. 19, 2013
- 67.8 (40-of-59) vs. UC San Diego, Nov. 27, 2001
- 64.0 (32-of-50) vs. Oklahoma State, Dec. 30, 2000
- 62.3 (38-of-61) vs. Southern Cal College, Dec. 2, 1998
- Opp.: 57.9 (20-of-38) by San Diego (51-52), Dec. 19, 1998
- NCAA: 58.0 (29-of-50) by Illinois (Air Force 78-69), March 16, 2006

## Free Throw Shooting

### Most Free Throws Made

- 33 vs. UNLV, Feb. 12, 2005
- 33 vs. Cal State Northridge, Dec. 1, 2001
- 33 vs. Rice, Dec. 21, 1998
- 31 vs. Wyoming, March 1, 2006

- 31 vs. UNLV, Jan. 14, 2006
- Opp.: 26 by Brigham Young (69-80), Jan. 20, 2003
- NCAA: 31 by Stanford (90-83 St. Joseph's), March 17, 2001

### Most Free Throws Attempted

- 44 vs. Cal State Northridge, Dec. 1, 2001
- 41 vs. CSU Bakersfield, Jan. 2, 2013
- 40 vs. UNLV, Feb. 12, 2005
- 39 vs. San Diego Christian, Nov. 13, 2012
- 39 vs. New Mexico, Jan. 21, 2009
- 39 vs. Wyoming, March 1, 2006
- 39 vs. Florida Atlantic, Dec. 28, 2002
- 39 vs. IPFW, Jan. 2, 2002
- 39 vs. Rice, Feb. 21, 1998
- Opp.: 34 by Brigham Young (69-80), Jan. 20, 2003
- NCAA: 39 by Washington (67-64 Illinois), March 18, 2006

### Highest Free-Throw Percentage

- 94.7 (18-of-19) vs. Colorado State, March 5, 2011
- 93.8 (15-of-16) vs. Brigham Young, Feb. 12, 2001
- 92.9 (13-of-14) vs. USC, Nov. 17, 2011
- 92.9 (13-of-14) vs. Campbell, Dec. 12, 2006
- 92.3 (12-of-13) vs. Pomona-Pitzer, Dec. 31, 2009
- 92.3 (24-of-26) vs. Pt. Loma Nazarene, Dec. 3, 2005
- Opp.: 100.0 (9-of-9) by San Diego Christian (88-69), Nov. 26, 2010
- NCAA: 85.7 (12-of-14) by Illinois (78-69 Air Force), March 16, 2006

## Three-Point Field Goals

### Most Three-Point Field Goals

- 17 vs. Wyoming, Jan. 29, 2011
- 16 vs. UC San Diego, Dec. 2, 2002
- 14 vs. South Dakota State, March 3, 2006
- 13 vs. Colorado State, Jan. 12, 2013
- 13 vs. UNLV, Feb. 24, 2001
- 13 vs. Oklahoma State, Dec. 30, 2000
- Opp.: 19 by Troy State (93-84), Nov. 30, 2003
- NCAA: 13 by Air Force (78-69 Illinois), March 16, 2006

### Most Three-Point Field Goals Attempted

- 33 vs. Wyoming, Jan. 29, 2011
- 33 vs. UC San Diego, Dec. 2, 2002
- 29 vs. Colorado State, Jan. 12, 2013
- 28 vs. Long Beach State, Nov. 21, 2003
- 27 vs. Arkansas-Pine Bluff, Nov. 21, 2012
- 27 vs. South Dakota State, March 3, 2006
- 27 vs. Norfolk State, Nov. 21, 2001
- 27 vs. Fresno State, Jan. 31, 1998
- 27 vs. Brigham Young, Nov. 14, 1997
- Opp.: 40 by Troy State (93-84), Nov. 30, 2003
- NCAA: 27 by Washington (75-61 Utah State), March 16, 2006, and by Air Force (78-69 Illinois), March 16, 2006

### Highest Three-Point FG Percentage

- 81.8 (9-of-11) vs. UC San Diego, Nov. 15, 2006
- 69.2 (9-of-13) vs. New Mexico, Jan. 25, 2006
- 64.7 (11-of-17) vs. UC Santa Barbara, Dec. 6, 2012
- 62.5 (5-of-8) vs. New Mexico, Feb. 16, 2011
- 61.9 (13-of-21) vs. Oklahoma State, Dec. 30, 2000
- Opp.: 61.5 (8-of-13) by UNLV (64-79), Feb. 11, 2003
- NCAA: 57.9 (11-of-19) by Cincinnati (84-59 Brigham Young), March 15, 2001

## Other Statistics

### Most Assists

- 33 vs. Campbell, Dec. 12, 2006
- 26 vs. South Dakota State, March 3, 2006
- 26 vs. UC San Diego, Nov. 27, 2001

# Viejas Arena Records



FOUR CONSECUTIVE NCAA TOURNAMENT APPEARANCES ► SEVEN-TIME MOUNTAIN WEST CHAMPIONS

Opp.: 24 by Washington, Dec. 27, 2003  
NCAA: 20 by UCLA (78-44 Belmont), March 16, 2006

## Most Steals

16 vs. Southern Cal College, Dec. 2, 1998  
► Opp.: 17 by Southern California, Dec. 20, 1999  
NCAA: 12 by Kent State (Cincinnati 66-43), March 17, 2001

## Most Turnovers

28 vs. UNLV, Jan. 26, 2002  
► Opp.: 29 by Hawai'i, Feb. 20, 1999  
NCAA: 22 by Utah State (Washington 75-61), March 16, 2006, and by UNCG (Stanford 89-60), March 15, 2001

## Fewest Turnovers

► 3 vs. Pomona-Pitzer, Dec. 31, 2009  
Opp.: 5 by Colorado State, Feb. 25, 2012, UC Riverside, Dec. 19, 2011  
NCAA: 7 by Washington (Utah State 75-61), March 16, 2006

## Most Blocked Shots

► 11 vs. Wyoming, Jan. 29, 2011  
► 11 vs. Wyoming, Jan. 21, 2002  
► Opp.: 11 by Colorado State (69-72), Feb. 1, 2003  
NCAA: 6 - two times

## Individual Single-Game

### Points

34, Aerick Sanders vs. Portland, Dec. 31, 2003  
33, Tony Bland vs. Houston, Jan. 29, 2002  
31, Jamaal Franklin vs. Colorado State, Feb. 25, 2012  
31, Jamaal Franklin vs. UC Davis, Nov. 13, 2011  
31, Evan Burns vs. New Mexico, Feb. 24, 2003  
► Opp.: 43, Ruben Douglas, New Mexico, Feb. 24, 2003  
NCAA: 37, Marvin O'Connor, St. Joseph's vs. Stanford, March 17, 2001

### Field Goals Made

13, Aerick Sanders vs. Portland, Dec. 31, 2003  
12, Billy White vs. Wyoming, Feb. 14, 2009  
12, Brandon Heath vs. Brigham Young, Feb. 24, 2007  
12, Brandon Heath vs. Wyoming, Jan. 22, 2005  
12, Evan Burns vs. New Mexico, Feb. 24, 2003  
12, Tony Bland vs. Houston, Jan. 29, 2002  
► Opp.: 15, Courtney Alexander, Fresno State, Feb. 25, 1999  
► NCAA: 15, Marvin O'Connor, St. Joseph's vs. Stanford, March 17, 2001

### Field Goals Attempted

24, Randy Holcomb vs. Florida Atl., Nov. 30, 2000  
23, Brandon Heath vs. Wyoming, Jan. 22, 2005  
22, Brandon Heath vs. Wyoming, Jan. 3, 2007  
22, Brandon Heath vs. UCSB, Nov. 19, 2004  
22, Randy Holcomb vs. Arizona State, Dec. 16, 2000  
22, Matt Watts vs. Southern California, Nov. 29, 1997  
► Opp.: 26, Ruben Douglas, New Mexico, Feb. 24, 2003  
NCAA: 21, Kirk Haston, Indiana vs. Kent State, March 15, 2001

### Field Goal Percentage (Min 6 FGM)

► 100.0 (12-12), Billy White vs. Wyoming, Feb. 14, 2009  
100.0 (11-11), Aerick Sanders vs. E. Wash., Dec. 20, 2003  
100.0 (6-6), Garrett Green vs. Wyoming, Feb. 22, 2012  
100.0 (6-6), Billy White vs. Colorado State, March 5, 2011  
100.0 (6-6), Mike Mackell vs. Colorado State, Jan. 19, 2002  
NCAA: 88.9 (8-9), Jamaal Davis, Cincinnati vs. Kent State, March 17, 2001

### Free Throws Made

► 17, Brandon Heath vs. UNLV, Feb. 12, 2005  
14, Jamaal Franklin vs. Colorado State, Feb. 25, 2012  
12, Lorenzo Wade vs. New Mexico, Jan. 21, 2009  
12, Marcus Slaughter vs. UNLV, Jan. 14, 2006  
12, Marcus Slaughter vs. Washington State, Dec. 10, 2005  
12, Matt Thomas vs. Air Force, Feb. 28, 2005  
12, Marcus Slaughter vs. UCSB, Nov. 19, 2004  
Opp.: 15, Ruben Douglas, New Mexico, Feb. 24, 2003  
NCAA: 11, Brandon Roy, Washington vs. Illinois, March 18, 2006

### Free Throws Attempted

► 17, Brandon Heath vs. UNLV, Feb. 12, 2004  
15, Jamaal Franklin vs. Colorado State, Feb. 25, 2012  
15, Lorenzo Wade vs. New Mexico, Feb. 21, 2009  
15, Marcus Slaughter vs. Washington State, Dec. 10, 2005  
14, Garrett Green vs. San Diego Christian, Jan. 5, 2012  
14, Malcolm Thomas vs. Utah, Feb. 20, 2010  
14, Kyle Spain vs. New Mexico, Feb. 21, 2009  
14, Lorenzo Wade vs. Brigham Young, Feb. 23, 2008  
14, Marcus Slaughter vs. UNLV, Jan. 14, 2006  
14, Marcus Slaughter vs. Saint Mary's, Dec. 14, 2004  
14, Marcus Slaughter vs. Monmouth, Nov. 22, 2004  
14, Marcus Slaughter vs. UCSB, Nov. 19, 2004  
14, Tony Bland vs. San Diego, Jan. 8, 2003  
14, Vincent Okotie vs. Long Beach St., Nov. 28, 1998  
Opp.: 16, Ruben Douglas, New Mexico, Feb. 24, 2003  
NCAA: 14, Brandon Roy, Washington vs. Illinois, March 18, 2006

### Free Throw Percentage (Min. 7 FTA)

► 100.0 (17-17), Brandon Heath vs. UNLV, Feb. 12, 2005  
100.0 (9-9), Jamaal Franklin vs. CSUB, Jan. 2, 2013  
100.0 (9-9), Marcus Slaughter vs. PLNU, Dec. 3, 2005  
100.0 (8-8), 12 times  
100.0 (7-7), four times  
Opp.: 100.0 (9-9), Brandon Ewing, Wyo., Feb. 14, 2009  
NCAA: 100.0 (7-7), Tony Akins, Georgia Tech vs. St. Joseph's, March 15, 2001

### Three-Point Field Goals Made

► 8, John Sharper vs. South Dakota State, March 3, 2006  
7, Al Faux vs. Oklahoma State, Dec. 30, 2000  
6, Chase Tapley vs. UC Santa Barbara, Dec. 6, 2012  
6, D.J. Gay vs. Air Force, Jan. 19, 2011  
6, Brandon Heath vs. TCU, Feb. 18, 2006  
6, Steve Sir vs. UC San Diego, Dec. 2, 2002  
6, Jason Richey vs. SMU, Jan. 15, 1998  
6, Josko Visnjic vs. Southwest Texas, Nov. 26, 1997  
Opp.: 7, Jermaine Lewis, UNLV, Feb. 11, 2003  
and Adam Spanich, USC, Nov. 29, 1997  
NCAA: 8, Jean Felix, Alabama vs. Marquette, March 16, 2006

### Three-Point Field Goals Attempted

14, Jason Richey vs. BYU, Nov. 14, 1997  
13, Josko Visnjic vs. Fresno State, Jan. 31, 1998  
12, Jamaal Franklin vs. Colorado State, Jan. 12, 2013  
12, John Sharper vs. South Dakota St., March 3, 2006  
12, Brandon Heath vs. TCU, Feb. 18, 2006  
► Opp.: 16, Damon Jackson, Fresno State, Dec. 8, 2001  
NCAA: 11, Jean Felix, Alabama vs. Marquette, March 16, 2006

### Three-Point FG Pct. (Min. 4 3FGA)

► 100.0 (4-4), Deandre Moore vs. BYU, Feb. 11, 2002  
87.5 (7-8), Al Faux vs. Oklahoma St, Dec. 30, 2000  
83.3 (5-6), David Abramowitz vs. SCC, Dec. 2, 1998  
80.0 (4-5), D.J. Gay vs. San Diego, Dec. 11, 2010  
75.0 (6-8), Chase Tapley vs. UCSB, Dec. 6, 2012  
75.0 (3-4), 15 times  
► Opp.: 100.0 (4-4), Keion Mitchem, TCU, Jan. 16, 2010  
NCAA: 80.0 (4-5), Matt McCraw, Air Force vs. Illinois, March 16, 2006 and by Jay Joseph, UNCG vs. Stanford, March 15, 2001

### Rebounds

► 20, Marcus Slaughter vs. UNLV, Jan. 14, 2006  
18, Kawhi Leonard vs. CS Fullerton, Dec. 9, 2009  
17, Kawhi Leonard vs. UNLV, Jan. 12, 2011  
17, Marcus Slaughter vs. Washington State, Dec. 10, 2005  
16, Jamaal Franklin vs. Colorado State, Feb. 25, 2012  
16, Malcolm Thomas vs. UNLV, Jan. 12, 2011  
16, Aerick Sanders vs. Wyoming, Feb. 21, 2004  
Opp.: 17, Drew Gordon, New Mexico, Feb. 15, 2012, Uche Nsonwu-Amadi, Wyoming, Jan. 21, 2002  
NCAA: 14, Nate Harris, Utah State vs. Washington, March 16, 2006

### Assists

► 11, Lorenzo Wade vs. Colorado State, March 1, 2008  
► 11, Richie Williams vs. South Dakota State, March 3, 2006  
► 11, Deandre Moore vs. Wyoming, March 1, 2001  
► 11, Deandre Moore vs. Sacramento St., Dec. 2, 2000  
► 11, Bradley Jackson vs. High Point, Jan. 2, 2000  
9, Chase Tapley vs. Pomona Pitzer, Dec. 31, 2009  
9, Brandon Heath vs. UC San Diego, Nov. 27, 2005  
9, Tony Bland vs. Norfolk State, Nov. 21, 2001  
9, Deandre Moore vs. New Mexico St., Nov. 21, 2000  
► Opp.: 11, Marmet Williams, San Jose St., Jan. 29, 1998  
NCAA: 10, Dee Brown, Illinois vs. Air Force, March 16, 2006

### Steals

► 7, Chase Tapley vs. UC Davis, Nov. 13, 2011  
► 7, Deandre Moore vs. Colorado State, Feb. 1, 2003  
6, Richie Williams vs. Utah, Jan. 27, 2007  
6, Matt Watts vs. Southern Cal College, Dec. 19, 1997  
5, 15 times  
Opp.: 6, Mike Housman, UMBC, Dec. 20, 2005  
NCAA: 5, Jamaal Williams, Washington vs. Utah State, March 16, 2006 and by Demetric Shaw, Kent State vs. Cincinnati, March 17, 2001

### Blocked Shots

► 6, Malcolm Thomas vs. Wyoming, Jan. 29, 2011  
► 6, Malcolm Thomas vs. Saint Mary's, Dec. 1, 2010  
► 6, Malcolm Thomas vs. UC Riverside, Dec. 29, 2009  
5, Marcus Slaughter vs. UNLV, Jan. 14, 2006  
5, Marcelo Correa vs. Sacramento St., Dec. 2, 2000  
► Opp.: 6, Rene Rougeau, UNLV, March 7, 2009  
NCAA: 3 - five times

► - Indicates Viejas Arena record.

NCAA refers to the 2001 & 2006 NCAA First and Second Rounds, which were hosted by SDSU and played in Cox Arena. ... Cox Arena officially became Viejas Arena prior to the start of the 2009-10 basketball season.