

Game No. 9



San Diego State (4-4)

at LMU (5-2)

Saturday, Dec. 18, 2004

7:05 p.m. PST (approximate)

Gersten Pavilion (4,156)

Los Angeles, Calif.

► TELEVISION

Channel 4 San Diego. Steve Quis (play-by-play), Jim Brogan (analysis), Nick Davis (producer).

► RADIO

XPRS-1090 AM, San Diego (The Mighty 1090). Alan Horton (play-by-play) and Dave Marcus (producer).

► SERIES

This is the 56th meeting between the teams, with San Diego State owning a 30-25 series lead. The Aztecs have won three straight in the series, which dates back to Jan. 23, 1926. Loyola Marymount has won 16 of the 23 all-time meetings in Los Angeles, although the Aztecs snapped a 30-game road losing streak on Jan. 6, 2001, with a 61-58 victory at Gersten Pavilion.

► UP NEXT

The Aztecs return home for their final pre-Christmas game. San Diego State will face Cal State Fullerton on Tuesday night at Cox Arena. Game time is set for 7:05 p.m. PST. SDSU leads the all-time series 19-10, but the Titans have won the last four encounters, with SDSU's last win in the series coming on Dec. 13, 1980. Following the game against Cal State Fullerton, the Aztecs play at home just twice in the next 31 days (Providence on Dec. 31 and South Dakota State on Jan. 3).

# Aztec Basketball

SAN DIEGO STATE GAME NOTES ♦ AT LOYOLA MARYMOUNT ♦ SAT., DEC. 18 ♦ GERSTEN PAVILION

## With Finals Complete, San Diego State Looks to Climb Above .500 and Match Last Season's Road Victory Total with Road Test at Loyola Marymount on Saturday Night

With semester examinations complete, San Diego State (4-4) begins its final push prior to the holiday break with a road game at Loyola Marymount (5-2) on Saturday night.

Game time is set for 7:05 p.m. at Gersten Pavilion and the contest will be televised in the San Diego market on Channel 4 San Diego (satellite coverage available on KU Band: AMC 9, Transponder: 17). The game can be heard on XPRS-1090 AM (The Mighty 1090).

This is the second straight game and third time this season the Aztecs have faced a West Coast Conference team, with San Diego State splitting the previous two games against the league. On Dec. 1, SDSU defeated San Diego, 83-63, before falling to Saint Mary's last Tuesday, 73-64. This also marks the Aztecs third of four consecutive games against teams from the state of California and the seventh time the Aztecs have faced a member of the Golden State this season.

San Diego State looks to snap a three-game losing streak on Saturday. The Aztecs have lost three games this season that were a one possession game with less than three minutes remaining, including the last two games.

On Tuesday, San Diego State rallied from an 11-point second half deficit to take a brief lead before falling to Saint Mary's 73-64. Sophomore guard Brandon Heath recorded the 12th 20-point scoring game of his career with 20 points and added a game-high four steals. Sophomore forward Marcus Slaughter posted his personal-best eighth consecutive double-digit scoring game with 15 points, while adding eight rebounds. Freshman guard Matt Thomas, making his first career start, tallied double figures for the second time in three games with 10 points and a career-best seven rebounds.

The Aztecs forced 20 turnovers and limited the Gaels to 8-of-23 shooting from behind the arc but were unable to overcome 36.0 percent shooting from the floor, including a 3-for-14 performance from bonus distance. After shooting 53 percent or better from the field for three consecutive games earlier in the season (all victories), the Aztecs have now shot 42 percent or worse from the floor in three straight games (all losses).

Loyola Marymount is off to an impressive 5-2 start, including a 3-1 record at Gersten Pavilion. The Lions had a three-game winning streak snapped last Sunday, in a 100-93 loss to 16th-ranked Washington. Loyola Marymount's three home victories this season have been by an average of 11.3 points and the Lions have won five straight non-conference home games dating back to last season. LMU averages 77.6 points per game and through seven games has forced 50 more turnovers than they have committed. The Lions have 10 players averaging 10 or more minutes of playing time and have 10 players that have scored at least 24 points (by comparison, SDSU has seven players that have scored 25 or more points).

San Diego State is nearing the end of a very busy stretch of games. In addition to completing finals this week, the Aztecs are playing their sixth game in a stretch of seven games in 21 days. That period of time will end on Tuesday with a home game against Cal State Fullerton (3-2 entering SDSU game, have not played since Dec. 10). Since playing its first game on Nov. 19, San Diego State has not had more than three days between any consecutive games. That trend will end after the contest against the Titans, as SDSU will have a week to prepare for Iowa State, a team that has won 25 of its last 26 regular-season home games.

### INSIDE...

■ San Diego State returns to Gersten Pavilion for the first time since breaking a 30-game road losing streak on Jan. 6, 2001. The Aztecs look to improve to 2-1 on the road this season and match their road win total from the 2003-04 season.

► *San Diego State-Loyola Marymount: The Series, Page 3*

■ San Diego State's senior class is averaging just 13.4 points per game and has been outscored by both the junior and sophomore classes. The second leading senior scorer on the team is walk-on Jared Ines with eight points.

► *Paging the Senior Class, Page 5*

■ San Diego State has lost three games this season that have been a one possession game with three minutes or less to play.

► *Can We Catch A Break, Page 4*

■ Sophomore forward Marcus Slaughter has started 25 consecutive games and score 10 or more points in all eight games this season. He leads the MWC in scoring and is trying to become the first Aztec to lead the league in that category since Anthony Watson in 1985-86.

► *Slaughter House Rules, Page 5*

■ No Aztec player has a higher scoring average this month than Brandon Heath.

► *Heath Among Leaders, Page 5*

## AZTECS AT-A-GLANCE (4-4 OVERALL/0-0 MWC)

No.	Name (Career G/GS)	Pos.	Ht.	Wt.	Cl.	PPG	RPG	Misc.	Note	* - Indicates walk-on; ► - Probable Starters
0	Tommy Johnson (85/18)	G	6-3	186	Sr.	0.5	0.5	0.5 apg	Ranks 26th on the school's career 3FG chart (39); 85 career games	
1	► Brandon Heath (38/34)	G	6-3	183	So.	17.0	3.4	3.8 apg	Double figures in 7 of last 8; 31-34 FTs; 12 career 20+ scoring gms.	
2	Wesley Stokes (99/49)	G	6-0	167	Sr.	---	---	---	Not on the active roster; SDSU is 11-4 when he has 20+ pts., rebs., ast.	
3	Chris Walton (92/33)	F	6-8	234	Sr.	0.0	1.0	1.0 apg	String of 31 straight games and 18 consecutive starts snapped vs. Monmouth	
5	Travis Hanour (41/8)	G	6-6	202	Sr.	1.0	1.0	0.7 apg	Played in three of last four games; Scored 3 pts. vs. SMC, 1st pts. since 2/24/03	
10	Shawn Weinstein * (2/0)	G	6-0	188	Fr.	0.0	0.0	2 GP	A redshirt last season, he saw action against UCSD and San Diego	
11	Tyler Smith * (7/0)	G	6-2	208	Fr.	1.0	1.0	1.3 apg	Averages 11.0 mpg; Avg. 4.7 assists per 40 min.; 9 assists and 7 turnovers	
15	► John Sharper (65/13)	G	6-0	195	Jr.	7.9	1.4	45.5 3FGs	42.1 career 3FG pct; Averages one TO every 20.6 min. for his career	
20	Trimaïne Davis (49/0)	F	6-8	233	Jr.	3.1	2.0	60.0 FGs	Matched his career-high with nine points against UCSD; Avg. 11.4 mpg	
21	► Matt Thomas (8/1)	G	6-3	191	Fr.	6.6	3.6	2.1 apg	Career-high 14 pts. at Wash.; 30 pts. in last 3 gms.; Made 12 of last 15 FTA	
24	Tim McGrath (0/0)	F	6-5	182	Fr.	---	---	---	REDSHIRT CANDIDATE. High jumped 6-10 in high school.	
30	Chris Lamb (0/0)	F	6-9	205	Fr.	---	---	---	REDSHIRT CANDIDATE. Grew nine inches during his prep career	
31	Jared Ines * (5/0)	F	6-7	234	Sr.	1.6	0.0	5 GP	Hard working senior with great strength for his size; 6 pts. vs. UCSD	
33	Chris Manker (83/11)	C	7-0	225	Sr.	11.5	3.5	1.8 apg	51 career treys; Aztecs are 9-2 when he blocks a shot; Made 10 straight FTs	
42	► Marcus Slaughter (38/26)	F	6-8	223	So.	19.5	8.4	1.3 apg	10+ pts in 8 straight gms. for 1st time in career; 2 double-doubles this yr.	
50	► Mohamed Camara (8/8)	C	6-10	265	Jr.	3.3	5.0	5 blks.	Speaks six languages; Averages 8.7 rebounds per 40 minutes	

Head Coach: Steve Fisher (Illinois State, 1967) • 258-165 (14th full season overall) • 74-83 (sixth season at SDSU)

Assistant Head Coach: Brian Dutcher (Minnesota, 1982) Assistant Coaches: Gregg Gottlieb (UCLA, 1995), Mark Hughes (Michigan, 1989)

Director of Operations: Mark Fisher (Michigan, 2001) Athletic Trainer: Mark Haines (Metropolitan State College, 1987)

# SCHEDULE/RESULTS

Date	Opponent (Television)	Time/Result	Note	Record	RPI	Sagarin
N.19	UC Santa Barbara (Ch. 4 San Diego)	ot-L, 72-80	► Aztecs overcome 10-point deficit to force OT but can't overcome 38.8 FG pct.	1-4	229	211
N.22	Monmouth (Ch. 4 San Diego)	W, 69-65	► SDSU rallies from 18 points to win; Aztecs enjoy 41-20 rebound advantage	1-6	264	258
N.27	UC San Diego	W, 86-51	► Manker and Slaughter combine for 43 points; Aztecs force 27 TOs and shoot 60.4 pct.	3-4	---	---
D.1	San Diego (Ch. 4 San Diego)	W, 83-63	► SDSU shoots 53.6 percent has 38-24 rebound margin; Heath (26 pts.), Manker (22 pts.)	4-5	294	252
D.4	at UC Santa Barbara	W, 73-55	► Aztecs connect on 12-of-20 3FGs and have 60.0 FG pct.; SDSU led by 36 in 2nd half	1-4	229	211
D.7	at No. 16/21 Washington	L, 69-98	► Washington scores first eight points and leads wire-to-wire; Thomas career-high 14 pts.	7-1	8	7
<b>San Diego SLAM Presented By PerfectWave Technologies (Cox Arena; San Diego, Calif.)</b>						
D.11	Southern California vs. San Diego	USC, 87-75				
D.11	California (Ch. 4 San Diego)	L, 57-60	► SDSU shoots 35.0 percent and is outrebounded 37-30; Slaughter: 18 pts., 9 rebs.	5-3	162	156
D.14	SAINT MARY'S	L, 64-73	► Aztecs rally from 11-point second half deficit to take lead; SDSU: 36.0 FG%, 21.4 3FG%	7-4	71	106
D.18	at Loyola Marymount (Ch. 4 San Diego)	7:05 p.m. PST	► San Diego State broke 30-game road losing streak here on Jan. 6, 2001	5-2	178	115
D.21	CAL ST. FULLERTON (Ch. 4 San Diego)	7:05 p.m. PST	► Titans have won the last four games in the series, two in overtime	3-2	307	254
D.28	at Iowa State (Cyclone Television Network)	7:00 p.m. CST	► Iowa State is 20-1 in its last 21 regular-season home games at Hilton Coliseum	5-2	38	51
D.31	PROVIDENCE (Ch. 4 San Diego)	2:05 p.m. MST	► Aztecs last game against a Big East team was on Dec. 28, 1989	5-4	51	135
J.3	SOUTH DAKOTA ST. (Ch. 4 San Diego)	7:05 p.m. PST	► The Jacks are 118-36 (76.6 percent) since the 2000-01 season	1-7	---	260
J.8	*at Brigham Young (SportsWest)	7:05 p.m. MST	► San Diego State opens MWC play on the road for the third time in four years	2-6	239	270
J.15	*at UNLV (SportsWest)	7:30 p.m. PST	► The two meetings last season were decided by a total of eight points	3-3	75	85
J.22	*WYOMING (SportsWest)	7:05 p.m. PST	► Aztecs have won five of the last six meetings between the teams	4-3	122	127
J.24	*COLORADO STATE (ESPN)	9:00 p.m. PST	► SDSU is 4-3 in its last seven games versus Colorado State	5-3	283	175
J.29	*at Air Force (Ch. 4 San Diego)	4:05 p.m. MST	► Aztecs have left Clune with victories in two of their last four visits	6-4	181	77
J.31	*at New Mexico (SportsWest)	7:00 p.m. MST	► Last six meetings have resulted in four Aztec victories	9-1	107	56
F.5	*UTAH (Ch. 4 San Diego)	7:05 p.m. PST	► First meeting in 2005 for teams that met three times in the 03-04 season	5-3	88	123
F.7	*BRIGHAM YOUNG (SportsWest)	7:05 p.m. PST	► SDSU has defeated Brigham Young twice in the last three meetings at Cox Arena	2-6	239	270
F.12	*UNLV (ESPN+Plus)	Noon PST	► Game vs. UNLV in San Diego is broadcast by ESPN+Plus for second straight year	3-3	75	85
F.19	*at Colorado State (Ch. 4 San Diego)	7:00 p.m. MST	► Aztecs last won in Fort Collins on Feb. 16, 2002; 2004 game at CSU went 2OTs	5-3	283	175
F.21	*at Wyoming (ESPN)	10:00 p.m. MST	► SDSU has won two of its last three games in Laramie	4-3	122	127
F.26	*NEW MEXICO (SportsWest)	7:05 p.m. PST	► Aztecs have defeated New Mexico three straight times at Cox Arena	9-1	107	56
F.28	*AIR FORCE (Ch. 4 San Diego)	7:05 p.m. PST	► San Diego State is 3-1 in last four "Senior Day" games	6-4	181	77
M.5	*at Utah (ESPN+Plus)	1:00 p.m. MST	► Four-point loss at Utah last season was closest for the Aztecs since 1986	5-3	88	123

## Mountain West Conference Basketball Tournament (Pepsi Center, Denver, Colo.)

M.10	Quarterfinal Round	► San Diego State tries to repeat 2002 MWC championship run
M.11	Semifinal Round	
M.12	Championship Game	

\* - Indicates Mountain West Conference game. RPI, Sagarin and records are current as of Dec. 13, 2004.

## Contact Information

### ► SDSU

**Mike May,**  
Associate MRD/MBB Contact  
Office (619) 594-5547  
Cell (619) 957-8372  
Home (619) 644-1767  
Fax (619) 582-6541  
E-Mail [mmay@mail.sdsu.edu](mailto:mmay@mail.sdsu.edu)  
Web [goaztecs.com](http://goaztecs.com)

### ► LOYOLA MARYMOUNT

**John Shaffer,**  
Media Relation Director  
Office (310) 338-7643  
Fax (310) 338-2703  
E-Mail [jshaffer@lmu.edu](mailto:jshaffer@lmu.edu)  
Web [smcgaels.com](http://smcgaels.com)

### ► CS FULLERTON

**Mel Franks,**  
Media Relation Director  
Office (714) 278-3970  
Fax (714) 278-3141  
E-Mail [mfranks@fullerton.edu](mailto:mfranks@fullerton.edu)  
Web [titansports.org](http://titansports.org)

## Familiar Pattern Strikes Again: Saint Mary's Builds Double-Digit Lead, San Diego State Frantic Rally Not Enough as Gaels Earn 73-64 Win

SAN DIEGO - Trailing by a point with less than three minutes to play, Saint Mary's used a 15-5 run to claim a 73-64 victory over San Diego State on Dec. 14 at Cox Arena.

The loss snapped a 17-game Aztec win streak in December home games against non-Pac-10 teams.

Saint Mary's led 56-45 with 8:26 to play, but a 14-2 San Diego State run gave the Aztecs their first and only lead of the second half at 59-58 with three minutes left.

Sophomore guard Brandon Heath scored six of his team-high 20 points during the run. He also added four steals. Sophomore forward Marcus Slaughter had 15 points and a team-best eight rebounds. Freshman Matt Thomas, making his first start, added 10 points and a career-high seven rebounds.

San Diego State forced 20 turnovers but was unable to overcome 36.0 percent shooting from the field, including a 21.4 percent mark from three-point range. Saint Mary's countered with 48.9 percent field goal shooting and enjoyed a 36-27 rebound advantage. The Gaels held a 23-10 rebound advantage after intermission.

The Aztecs overcame an 11-point deficit in the game, marking the third time this season San Diego State has overcome a double-digit deficit. Only once, against Monmouth when the Aztecs overcame an 18-point deficit, in those three games has SDSU been able to close out the victory.

The loss was the third straight for San Diego State and dropped the Aztecs 4-4 on the season. It marked the third time this season that SDSU has lost a game that was a one possession game with less than three minutes remaining.

### Saint Mary's 73, San Diego State 64

Dec. 14, 2004 | Cox Arena at Aztec Bowl | San Diego, Calif.

Saint Mary's	MP	FG	3FG	FT	R	F	A	TO	B	S	TP
Adjwanou	*35	5-8	2-5	9-10	3	2	0	7	2	2	21
Kickert	*22	1-5	0-1	1-3	7	4	2	1	1	0	3
Rowland	*35	8-11	2-4	6-7	3	3	6	4	0	3	24
Walberg	*27	0-4	0-4	0-0	4	2	2	0	1	0	0
Sanders	*29	1-3	1-2	0-0	10	5	2	2	1	0	3
Marigney	23	6-10	3-4	2-2	2	4	0	3	0	2	17
Collins	18	1-4	0-3	1-2	2	1	2	1	0	3	3
Sholberg	11	0-0	0-0	2-2	2	2	0	1	0	0	2
Team					3			1			
<b>Totals</b>	<b>200</b>	<b>22-45</b>	<b>8-23</b>	<b>21-26</b>	<b>36</b>	<b>23</b>	<b>14</b>	<b>20</b>	<b>5</b>	<b>10</b>	<b>73</b>
SDSU	MP	FG	3FG	FT	R	F	A	TO	B	S	TP
Slaughter	*35	3-6	0-1	9-14	8	3	0	3	0	3	15
Camara	*21	1-4	0-0	0-2	1	5	1	2	0	2	2
Heath	*38	5-13	1-3	9-10	1	5	1	3	0	4	20
Sharper	*35	1-6	1-4	0-0	2	3	2	2	0	1	3
Thomas	*32	3-10	0-2	4-5	7	2	0	1	0	1	10
Johnson	9	0-0	0-0	0-2	0	2	1	1	0	0	0
Hanour	4	1-1	1-1	0-0	0	0	0	2	0	0	0
Smith	4	0-1	0-1	0-0	0	1	1	0	0	0	0
Davis	10	2-5	0-0	1-2	3	3	0	0	0	0	5
Manker	12	2-4	0-2	2-2	2	0	1	1	0	1	6
Team					3			0			
<b>Totals</b>	<b>200</b>	<b>18-50</b>	<b>3-14</b>	<b>25-37</b>	<b>27</b>	<b>24</b>	<b>7</b>	<b>15</b>	<b>0</b>	<b>12</b>	<b>64</b>

Halftime: Saint Mary's 33, San Diego State 29. FG %: Saint Mary's 48.9, San Diego State 36.0. 3FG%: Saint Mary's 34.8, San Diego State 21.4. FT%: Saint Mary's 80.8, San Diego State 67.6. Officials: Tim Gabutero, Milt Stowe, Jim Stupin. Technicals: none. Attendance: 4,056.

### Series Breakdown

#### THE SERIES

Overall	SDSU, 30-25
Overall Streak	SDSU, 3
at SDSU	SDSU, 23-9
at LMU	LMU, 16-7
Neutral	none
Fisher vs. LMU	3-1

#### STATISTICAL COMPARISON

	SDSU	LMU
Record	4-4	5-2
Conference Record	0-0	0-0
Scoring Offense	71.6	77.6
Scoring Defense	68.1	69.6
Scoring Margin	+3.5	+8.0
Rebound Margin	+0.8	-0.4
FG Percentage	45.5	44.7
FG Percentage Def.	45.0	45.9
3FG Percentage	35.8	43.0
3FG Percentage Def.	37.8	42.6
FT Percentage	70.2	77.1
Assists Per Game	12.9	17.0
Turnovers Per Game	16.4	12.6
Turnover Margin	+0.8	+7.1
A/TO Margin	0.8	1.4
Blocks Per Game	3.1	3.9
Steals Per Game	9.6	10.3

#### COMMON OPPONENTS

	SDSU	LMU
Monmouth	W, 69-65	W, 83-70
Washington	L, 69-98	L, 93-100
San Diego	W, 83-63	H-Jan. 9 A-Feb. 3
Saint Mary's	L, 64-73	H-Jan. 22 A-Feb. 17

#### SDSU VS. WEST COAST CONFERENCE

	SDSU	LMU
	W	L
Gonzaga	0	1
Loyola Marymount	30	25
Pepperdine	17	35
Portland	2	5
Saint Mary's	2	3
San Diego	19	16
San Francisco	1	2
Santa Clara	0	0
<b>TOTAL</b>	<b>71</b>	<b>87</b>

### LOYOLA MARYMOUNT (5-2; 0-0 WEST COAST)

No.	Name	Pos.	Ht.	Wt.	Cl.	PPG	RPG	Hometown
0	Brandon Worthy	G	6-2	205	Sr.	14.3	3.7	San Jose, Calif.
1	Charles Brown	G	5-11	170	Sr.	12.9	2.7	Hercules, Calif.
2	Adayah Evans-Miller	G	6-5	205	Jr.	6.7	2.0	Verona, Italy
5	John Montgomery	G	6-1	175	So.	0.0	2.0	Menlo Park, Calif.
13	Wes Wardrop	G	6-3	185	Jr.	4.2	0.8	Anaheim, Calif.
14	Matthew Knight	F/C	6-8	240	So.	13.1	5.7	Burnie, Tasmania, Australia
15	Damian Martin	G	6-2	200	So.	3.4	2.6	Gloucester, NSW, Australia
21	Daryl Pegram	F	6-8	200	So.	9.4	4.9	San Bernardino, Calif.
23	Jon Ziri	G	6-2	200	Fr.	2.0	2.8	Tempe, Ariz.
32	John Haywood	F	6-6	220	Jr.	4.4	2.9	Chino, Calif.
40	Chris Ayer	C	6-10	250	Jr.	3.4	1.9	Tucson, Ariz.
42	Dustin Brown	F	6-7	225	Jr.	6.1	3.0	San Rafael, Calif.
53	Vitor Boccardo	F	6-9	230	Fr.	0.0	0.0	Rio de Janeiro, Brazil

Head Coach: Steve Aggers

Assistant Coaches: Brian Priebe, Byron Jensen, Richard Reed

### San Diego State vs. Loyola Marymount: The Series

► San Diego State and Loyola Marymount are playing for the 56th time, tying Long Beach State for San Diego State's fifth most frequently played opponent (Fresno State 99, UC Santa Barbara 86, Whittier 80 and San Jose State 64).

► The Aztecs lead the all-time series 30-25, and have won the last three meetings by a combined total of 20 points. Loyola Marymount's last victory in the series came on Dec. 5, 1998, when the Lions prevailed 73-65 in Los Angeles.

► Loyola Marymount has won 16 of the 23 meetings in Los Angeles, although the Aztecs were victorious the last time the teams met at Gersten Pavilion. On Jan. 6, 2001, San Diego State snapped a 30-game road losing streak with a 61-58 win. Chris Walton is the only remaining Aztec player that saw action in that game.

► Although the teams have played as recently as Jan. 3, 2003, only five current Aztec players have experience against Loyola Marymount. Trimaime Davis, Tommy Johnson, Chris Manker, John Sharper and Chris Walton have combined to score a total of 11 points against the Lions. More impressive may be the fact that the five players, who combined have logged 61 minutes of action against Loyola Marymount, have never committed a turnover against the Lions. The group has combined for five assists, two blocked shots and one steal with no turnovers.

► San Diego State coach Steve Fisher is 3-1 lifetime against Loyola Marymount. Fisher has guided the Aztecs to a 3-0 mark against the Lions, and 0-1 against LMU while at Michigan. On March 17, 1990, Loyola Marymount handed Fisher his first NCAA Tournament loss with a 149-115 win in the second round in Los Angeles (Fisher won his first seven NCAA Tournament games as head coach, including a six-game run to the 1989 NCAA Championship).

► San Diego State is 71-87 all-time against the WCC, and 1-1 this season. Earlier this season, the Aztecs defeated San Diego 83-63 on Dec. 1 at Cox Arena before losing to Saint Mary's on Dec. 14 by a 73-64 margin.

► Steve Fisher owns an 8-7 career mark against current members of the WCC (1-0 vs. Pepperdine, 3-1 vs. Loyola Marymount, 3-3 vs. San Diego, 1-1 vs. Portland and 0-2 vs. Saint Mary's).

► LMU guard Wes Wardrop is the younger brother of San Diego State 2004 graduate and former Aztec basketball player Ben Wardrop. Ben played in 40 games and made two career starts at SDSU, amassing 24 points, 18 rebounds and 10 assists. Originally a walk-on, Ben earned a scholarship the second semester of his senior season and set an NCAA record for fouling out of the game at Colorado State on Jan. 24, 2004, in 71 seconds. Wardrop was a team leader on and off the court and was a co-captain of the Aztec team his senior season.

► Last Meeting: San Diego State 79, Loyola Marymount 69; Jan. 3, 2003; Cox Arena

SAN DIEGO - Senior guard Tony Bland scored an Aztec season-high 29 points as San Diego State overcame a seven-point second-half deficit to win its sixth straight, 79-69, over Loyola Marymount at Cox Arena.

Bland, who had been held to single-digit scoring in the three previous games for the first time in his Aztec career, connected on four of his first five shots and hit a pair of free throws with 2:01 left in the first period to reach his previous season high of 21 points. The senior from Los Angeles was the only Aztec with more than four points at intermission.

#### ► THE SERIES

Series: San Diego State leads, 30-25  
Home: 23-9, Away: 7-16

Date	Location	Score
J.23.26	Los Angeles	L 14-20
F.6.26	San Diego (AN)	W 24-17
J.12.38	Los Angeles	W 34-31
J.28.38	San Diego (AG)	L 21-39
D.22.38	San Diego (AG)	W 47-39
D.23.38	San Diego (AG)	L 27-30
F.9.40	San Diego (AG)	W 29-28
F.10.40	San Diego (AG)	W 32-28
J.9.42	San Diego (AG)	W 36-29
J.10.42	San Diego (AG)	L 27-35
J.8.43	San Diego (HS)	W 36-34
J.9.43	San Diego (HS)	W 34-30
D.15.46	San Diego (AG)	W 47-25
F.1.47	Los Angeles	L 45-51
J.24.48	San Diego (AG)	L 27-28
J.30.48	Los Angeles	L 31-40
J.4.49	Los Angeles	L 50-59
F.19.49	San Diego (AG)	W 50-49
D.27.49	Los Angeles	L 49-52
J.7.50	San Diego (AG)	L 55-58
F.3.51	San Diego (AG)	L 50-52
M.3.51	Los Angeles	L 56-67
N.30.51	Los Angeles (so)	L 56-66
J.5.52	San Diego (AG)	W 65-60
D.5.52	Los Angeles	L 68-79
J.17.53	San Diego (AG)	W 60-59
D.5.53	Los Angeles	L 52-67
F.13.54	San Diego (AG)	W 59-58
D.14.54	Los Angeles	L 67-71
J.11.55	San Diego (AG)	L 52-69
D.6.55	Los Angeles	L 70-74
J.24.56	San Diego (AG)	W 90-81
D.1.56	Los Angeles	W 61-47
F.26.57	San Diego (AG)	W 76-64
D.18.57	San Diego (AG)	W 79-56
F.14.58	Los Angeles	W 76-58
D.9.58	Los Angeles	W 54-48
J.24.59	San Diego (AG)	W 59-49
D.4.59	Los Angeles	L 54-69
D.8.59	San Diego (AG)ot-W	59-57
F.21.61	San Diego (AG)	L 47-73
D.5.61	Los Angeles	L 54-90
D.11.70	Los Angeles	L 85-91
J.23.71	San Diego (PG)	W100-75
D.9.72	San Diego (SA)	W 88-67
J.22.73	Los Angeles	L 59-65
J.4.75	San Diego (PG)	W 57-55
D.23.93	Los Angeles	ot-W 88-84
D.7.94	San Diego (PG)	L 67-75
N.28.95	Los Angeles	W 62-61
D.14.96	San Diego (PG)	W 93-81
D.5.98	Los Angeles (d)	L 65-73
D.30.99	San Diego (CA)	W 70-63
J.6.01	Los Angeles	W 61-58
J.3.03	San Diego (CA)	W 79-69

**SDSU PLAYERS VS. LOYOLA MARYMOUNT**

PLAYER	GP-GS	Min-Avg	FG-FGA	Pct	3FG-FGA	Pct	FT-FTA	Pct	Off	Def	Tot	Avg	PF	FO	A	TO	Blk	Stl	Pts	Avg
JOHNSON, Tommy	1-1	20-20.0	1-8	.125	0-3	.000	3-4	.750	1	3	4	4.0	1	0	3	0	0	0	5	5.0
SHARPER, John	1-0	16-16.0	1-3	.333	1-2	.500	0-0	.000	2	1	3	3.0	1	0	2	0	0	1	3	3.0
MANKER, Chris	1-0	8-8.0	1-1	1.000	1-1	1.000	0-0	.000	0	1	1	1.0	1	0	0	0	1	0	3	3.0
WALTON, Chris	1-0	13-13.0	0-1	.000	0-0	.000	0-0	.000	0	0	0	0.0	1	0	0	0	1	0	0	0.0
DAVIS, Trimaine	1-0	4-4.0	0-0	.000	0-0	.000	0-0	.000	0	0	0	0.0	0	0	0	0	0	0	0	0.0
<b>TOTALS</b>	<b>5-1</b>	<b>61</b>	<b>3-13</b>	<b>.231</b>	<b>2-6</b>	<b>.333</b>	<b>3-4</b>	<b>.750</b>	<b>3</b>	<b>5</b>	<b>8</b>		<b>4</b>	<b>0</b>	<b>5</b>	<b>0</b>	<b>2</b>	<b>1</b>	<b>11</b>	

**MWC Individual Rankings**

**Mohamed Camara**

Off. Rebounding	9th (2.25)
Rebounding	12th (5.0)

**Brandon Heath**

Steals	2nd (2.50)
Assists	4th (3.75)
Scoring	4th (17.0)
3FG Made	5th (2.13)
Free Throw Pct.	9th (91.2)

**Chris Manker**

Field Goal Pct.	14th (50.0)
Scoring	15th (11.5)

**John Sharper**

Free Throw Pct.	1st (100.0)
3FG Made	5th (2.13)
3FG Percentage	9th (45.5)
Steals	13th (1.13)

**Marcus Slaughter**

Scoring	1st (19.5)
Off. Rebounding	1st (3.50)
Rebounding	4th (8.4)
Def. Rebounding	6th (4.88)
Steals	3rd (1.88)
Field Goal Pct.	13th (53.2)
Blocked Shots	7th (1.25)

**Matt Thomas**

Steals	13th (1.13)
--------	-------------

Bland's offensive prowess kept SDSU in the game, as a 15-point first-half performance by Keith Kincade propelled the Lions to a 39-35 halftime lead.

The Aztecs trailed by as many as seven points in the second half, but senior center Mike Mackell, who was held scoreless in the first half, tallied 13 points after the intermission as the Aztecs mounted their comeback.

With the visitors ahead by three, 60-57, with 8:55 left, freshman Evan Burns, who registered his first career double-double with 10 points and 10 rebounds, hit a jumper to pull the Aztecs within one. Following a Kincade turnover, Mackell converted a layup to give the Aztecs the lead for good, 61-60. SDSU closed out the game on a 25-11 run to earn its third victory of the season after trailing at the half.

► **Last Meeting in Los Angeles:** San Diego State 61, Loyola Marymount 58; Jan. 6, 2001; Gersten Pavilion

LOS ANGELES - San Diego State snapped a 30-game road losing streak with a 61-58 victory over Loyola Marymount on Jan. 6, 2001, at Gersten Pavilion.

San Diego State trailed 44-36 with 11:24 to play, before scoring nine straight points to take its first lead since the opening minutes. Trailing by two points, the Aztecs got a three-pointer from Karlo Kovacic to take the lead for good.

Randy Holcomb scored a game-high 19 points and added seven rebounds and five assists. Al Faux had 12 points, six rebounds and five assists.

**Winning vs. Losing**

If you look at San Diego State statistics in victories and losses, it is hard to believe the same team that has won four games, three by 18 or more points, is the same team that has lost four games, three of which were a one possession game with less than three minutes remaining.

► The most glaring statistic is field goal percentage, where the Aztecs have shot 54.2 percent in four victories and 38.1 percent in four losses, a difference of 16.1 percent. In every game this season, and in the last 10 San Diego State games dating back to last season, the team with the better field goal percentage has won. The Aztecs have lost seven consecutive games when an opponent has a higher field goal percentage.

► To the surprise of no one, Aztec opponents are shooting better, 9.0 percent to be precise, in Aztec losses vs. Aztec wins. Holding opponents below 40.0 percent from the field has been a good omen, not only this season but during the Fisher era. The Aztecs are 33-6 when their opponent shoots 40 percent or less from the field.

► Another trend to look for is the rebound war. The Aztecs own a +8.2 rebound margin in victories and a -6.7 rebound margin in losses, a swing of 14.9 rebounds per game. San Diego State is 3-1 this season and 51-31 in the Fisher era when owning a rebound advantage. Meanwhile, San Diego State is just 23-50 during Fisher's six seasons when facing a disadvantage on the glass.

	Wins vs. Losses	
	Wins	Losses
<b>Record</b>	4-0	0-4
<b>Scoring Margin</b>	+19.3	-12.3
<b>FG Percentage</b>	54.2	38.1
<b>Opp. FG Pct.</b>	40.1	49.1
<b>3FG Percentage</b>	46.1	25.0
<b>Reb. Margin</b>	+8.2	-6.7
<b>TO Game</b>	14.3	18.5

**Can We Catch A Break?**

Last season San Diego State finished 14-16 but were just a couple of key possessions away from not only posting a fourth consecutive .500 or better record, but also making an appearance in a third straight postseason.

In 2003-04, San Diego State lost three games they led with 59 seconds to go in regulation, lost six games that were a one possession contest with 25 seconds or less remaining and lost seven games that SDSU led with 13:48 to go in regulation.

Splitting the six games that were a one possession contest with 25 seconds or less remaining that SDSU lost, would have given the Aztecs a 17-13 record.

Unfortunately, that trend has continued into the beginning portion of the 2004-05 season. Of the Aztecs four losses this season, three were a one possession game with under three minutes to play.

► vs. UCSB, ot-L, 72-80. Aztecs shoot just 38.8 percent from the field but succeed from rallying from 10 points down to force overtime before suffering season-opening loss.

► vs. California, L, 57-60. Once again, San Diego State rallies from a double-digit deficit, trail by one point with 5:55 to play and have the ball down three when a three-point field goal attempt bounces off the rim as the clock expires.

► vs. Saint Mary's, L, 64-73. Stop us if you have heard this before. San Diego State, which trailed by 11 points at one time, rallies to take a one-point lead with 3:04 to play, but can't hold on to the lead.

## Aztecs off the Court

### ► Mohamed Camara

Speaks six languages... Moved to the United States on Sept. 29, 2001... Started playing basketball in 1999.

### ► Trimaine Davis

Hit by a car at age 16 that initiated his switch from football to basketball... Wears jersey No. 20 in memory of high school friend Greg Ashford who died in a drowning accident.

### ► Travis Hanour

Grew eight inches between his freshman and junior years of high school... Has four tattoos, all Christian related.

### ► Brandon Heath

Through his first full year (Fall, spring and summer semesters), he has completed 41 college units... On schedule to be classified as a junior academically following the Fall, 2004 semester.

### ► Tommy Johnson

Enjoys traveling and visited St. Thomas on a seven-day cruise in summer of 2003... Has a basketball card collection.

### ► Chris Manker

Attended and worked the 1999 U.S. Senior Open at the Des Moines Golf and Country Club... Wants to open a sports restaurant chain called Super Manker's.

### ► John Sharper

His mother is working on her Ph.D. in education psychology at the University of Missouri... Played the saxophone for three years in high school.

### ► Marcus Slaughter

Heavily involved in community activities and initiates many of the community projects the team is involved in... Teamed with Brandon Heath to win the 2004 Pro City championship in Los Angeles (formerly known as the Say No Classic).

### ► Chris Walton

Organized food drives in conjunction with Aztec basketball home games each of the past three seasons... Went to his first Grateful Dead concert when he was two months old... Youngest son of Bill Walton.

### ► Steve Fisher

Won a charity free-throw shooting contest featuring the eight head coaches at the 2003 EA Sports Maui Invitational.

## Paging the Senior Class

Most people expected big things from San Diego State's senior class in 2004-05. With six players entering their final season on the Mesa, SDSU looked to be loaded with experience.

But due to injuries and other circumstances, the six seniors on the Aztec squad - Travis Hanour, Jared Ines, Tommy Johnson, Chris Manker, Wesley Stokes and Chris Walton - have played a total of 25 games, made seven starts, scored 107 points, pulled down 36 rebounds and have 21 assists through eight games.

Despite having six members in its class, the senior trail both the junior class (with three members) and sophomore class (with two members) in starts, minutes played, points, rebounds and assists per game.

There may be hope on the horizon for the class, with Travis Hanour returning for injury to play in three of the last four games and Chris Walton feeling better and beginning to workout again.

Below is a statistical breakdown by class.

	Players	GP	GS	Min.	PPG	RPG	APG
Senior	6	25	7	40.9	13.4	4.5	2.6
Junior	3	24	16	63.8	14.3	8.4	2.0
Sophomore	2	16	16	67.8	36.5	11.8	5.0
Freshmen	3	19	1	30.8	7.5	4.5	3.3

## Slaughter House Rules

Sophomore forward Marcus Slaughter has gotten off to an explosive start this season. An honorable mention all-conference selection as a freshman, Slaughter is averaging team-highs in scoring (19.5 ppg) and rebounding (8.4). As of Friday, he ranked among the league leaders in scoring (1st), rebounding (4th), steals (3rd), field goal percentage (13th) and blocked shots (7th).

Slaughter's fast start this season isn't such a big surprise when you track his growth as a player month-by-month throughout his career (see right box). Nonetheless, November easily represented the best month at San Diego State

Other notes on Slaughter's great jump out of the gate.

► He has produced double-digit scoring games in all eight games this season marking the first time in his career the sophomore has scored 10 or more points in as many as three consecutive games. He had eight double-figure scoring games all of last season.

► He is en route to post of the best individual single-season scoring average in school history. The last time an Aztec player averaged more than 18.3 points per game was in 1985-86 season Michael Watson led the Western Athletic Conference with a 22.5 scoring average. That was also the last time an Aztec player led the league in scoring, something Slaughter is doing right now. His current scoring average of 19.5 would place him in a tie for seventh all-time and in a tie for fourth in the Division I era with Michael Cage's junior season effort in 1982-83.

► With 156 total points this season, he is 65.8 percent of the way toward matching his freshman point total of 237 points. Last season he did not reach 156 points for the season until his 22nd game of the season.

► He led the Aztecs in scoring just once last season but has already led SDSU in scoring in five of the first eight games this season.

► He is shooting more than five percent better from the field this season, connecting on 53.2 percent this season as opposed to 47.3 last season. He also has already connected on seven three-point field goals after making just eight last season.

### ► SLAUGHTER MONTH-BY-MONTH

	PPG	RPG	FG%
Nov. 2003	7.0	4.8	43.5
Dec. 2003	7.4	7.0	47.6
Jan. 2004	7.6	5.3	42.9
Feb. 2004	9.6	9.6	46.0
Mar. 2004	7.7	6.7	71.4
	PPG	RPG	FG%
Nov. 2004	22.0	8.0	57.6
Dec. 2004	18.0	8.6	50.8

## Heath Among League Leaders... In Everything

Already with a Mountain West Conference Player of the Week honor to his credit, Brandon Heath continues to progress into one of the top guards in the Mountain West Conference.

He is the Aztec leading scorer in the month of December, with a 19.6 scoring average to go along with a 3.2 assist average and a 2.6 rebound average. He has connected on 50.8 percent of his attempts the field this month, including 11-of-21 from three-point range (52.4 percent).

A native of Los Angeles, Heath is averaging 17.0 points this season, while connecting on 41.5 percent of his attempts from three-point range.

Other notes on Heath's sophomore campaign

► Ranked among the Mountain West Conference leaders in six different categories (2nd in steals, 4th in scoring, 4th in assists, 5th in three-point field goals made, 9th in free throw percentage, 14th in three-point field goal percentage).

► Scored in double figures in five consecutive games and eight straight against Division I teams.

► Made a three-point field goal in nine straight games dating back to last season (longest streak of his career).

► Recorded a steal in 10 straight games (one short of matching his career best).

► Made 31-of-34 free throws this season, including 16 of his last 17 attempts.

He has 549 career points in just 38 collegiate games for a 14.4 scoring average.

## Super Manker

Chris Manker could very easily be the biggest surprise in the Mountain West Conference this season. The senior entered this season with career numbers of 206 points and 139 rebounds but has already started six games this season and is 15th in the league in scoring

► One reason for his success has been his play in the low post. This season, Manker has 26 two-point field goals, nine more than his total for the entire 2003-04 season when he had 17. He had 34 two-point field goals in 75 career games

## Mountain West

### STANDINGS

School	MWC		Overall	
	W	L	W	L
New Mexico	0	0	9	1
CSU	0	0	5	3
Utah	0	0	5	3
Air Force	0	0	6	4
Wyoming	0	0	4	3
SDSU	0	0	4	4
UNLV	0	0	3	3
BYU	0	0	2	6

### SCHEDULE AND RESULTS

#### Tuesday, December 7

at Colorado St. 78, Montana St. 53  
at Washington 98, SDSU 69  
at Dayton 62, Wyoming 57

#### Wednesday, December 8

at Brigham Young 90, Boise State 77  
at Pepperdine 86, UNLV 78  
at Utah 98, Western Montana 63

#### Thursday, December 9

at New Mexico 86, No. Colorado 52

#### Saturday, December 11

Georgia Tech 64, Air Force 42  
Washington State 49, BYU 46  
at Purdue 69, Colorado State 68  
**California 60, at SDSU 57**  
at Arizona 67, Utah 62  
Kansas State 64, Wyoming 61

#### Sunday, December 12

at New Mexico 77, Ark.-Pine Bluff 53  
UNLV 91, at Auburn 87 (ot)

#### Monday, December 13

at Lamar 66, Air Force 59 (ot)

#### Tuesday, December 14

**Saint Mary's 73, at SDSU 64**

#### Friday, December 17

Northern Colorado at Utah

#### Saturday, December 18

Utah State at Brigham Young  
Colorado State at Colorado  
Tennessee at New Mexico  
**SDSU at Loyola Marymount**  
Oklahoma State at UNLV  
Wyoming at Creighton

#### Monday, December 20

Coppin State at Utah

#### Tuesday, December 21

North Carolina State at BYU  
Texas State at Colorado  
**Cal State Fullerton at SDSU**  
Gardner-Webb at UNLV

entering this season.

▶ His 92 total points are 92.0 percent of the way toward his career-high season total of 100 points set last season as a junior.

### Four-Game Win Streak Most Impressive Since 1984

Although the Aztecs four-game win streak was snapped at Washington, the dominance SDSU displayed during the streak is worth reflecting on.

Although the Aztecs have had longer win streaks, you have to go back 20 years to find a more dominating four-game win streak than what SDSU has put together during the last four games.

San Diego State posted four victories by a combined score of 311-234, or by 77 total points. That makes an average victory total of 19.3 points during the four-game streak.

The last time the Aztecs put together a more dominating four game run was when the 1984-85 NCAA Tournament team outscored its opponents by 81 points in four consecutive games during December, 1984. The four-game streak was part of an 8-0 record that squad posted to begin the 1984-85 season and marks the last time San Diego State got off to a better start than this season's 4-1 record.

Below is a look at the most dominating four-game winning streaks based on point differential since the beginning of the 1984-85 season.

Rk.	Season	Pts.	Opponents	Final Record
1.	1984-85	+88	at UC Irvine, Morgan State, San Diego, UC Santa Barbara	23-8
	1984-85	+81	Morgan State, San Diego, UC Santa Barbara, at Long Beach State	23-8
3.	2004-05	+77	<b>Monmouth, UC San Diego, San Diego, at UC Santa Barbara</b>	
4.	2000-01	+59	Morgan State, Norfolk State, Oklahoma State, Texas A&M-CC	14-14
	1990-91	+59	Midwestern State, Cal Poly Pomona, UC Irvine, Arkansas State	13-16
6.	1984-85	+58	Wyoming, Long Beach, Texas-El Paso, New Mexico	23-8
	1984-85	+58	at US International, at Hawai'i, Air Force, at Brigham Young	23-8
8.	2002-03	+53	Hawai'i, at Houston, Florida Atlantic, IPFW	16-14
9.	2002-03	+52	at Houston, Florida Atlantic, IPFW, Loyola Marymount	16-14
10.	2000-01	+48	Norfolk State, Oklahoma State, Texas A&M-CC, at Loyola Marymount	14-14
11.	2000-01	+47	Arizona State, Morgan State, Norfolk State, Oklahoma State	14-14
12.	2002-03	+46	at Long Beach State, Hawai'i, at Houston, Florida Atlantic	16-14
13.	1984-85	+46	at Wyoming, at Air Force, Utah, Brigham Young	23-8
14.	1984-85	+42	Colorado State, Wyoming, Long Beach, Texas-El Paso	23-8

During the four-game winning streak, San Diego State put together some impressive numbers:

▶ San Diego State has shot 54.2 percent from the field during the four-game stretch, shooting above 50.0 percent from the floor in each of the last three games. That is the longest stretch since posting a 50 percent or better field goal percentage in five straight games from Feb. 22-Mar. 8, 2003. Since that time, SDSU shot 50 percent or better from the floor just twice in the 37 games prior to the beginning of the current three-game streak.

▶ The Aztecs have held their opponent to 40.1 percent field goal shooting. Since Steve Fisher's arrival at San Diego State, the Aztecs are 33-6 when their opponent shoots 40 percent or less from the field.

▶ A staple of the Aztec program has been strong rebounding. San Diego State has outrebounded four of five opponents this season and has a +8.2 rebound margin during the four-game winning streak.

As you might expect, four-game winning streak typically means good things for the rest of the season. The last two times SDSU has had at least a four-game winning streak in a season they have advanced to postseason play (2001-02 NCAA Tournament, 2002-03 NIT) and every season under Steve Fisher's direction that the Aztecs have a had four-game winning streak, SDSU has gone to finish .500 or better.

### Postseason Play, Guaranteed

Given Steve Fisher's track record, San Diego State's prospects of returning to the postseason for a third time in four seasons appears to be good. In his 12 full seasons, Steve Fisher has returned at least three starters off a squad he coached the previous season eight times. He has guided all eight of those teams to postseason play, including six of those squads to the NCAA Tournament. Those eight teams have combined to post a 20-5 record in postseason play, including two appearances in the NCAA Tournament championship game (1991 and 1992) and a championship in the NIT (1996).

Some additional notes on Steve Fisher's success when returning at least three starters off a team he has coached.

▶ Is 8-for-8 in leading his team to the postseason. Six times he has guided a team to the NCAA Tournament.

▶ Has won at least one postseason game in six of those eight seasons and at least two games in five of those eight seasons.

▶ Averaged 22.6 wins in those eight seasons. In six of the eight years his teams have won at least 21 games.

Below is a look at Fisher's magic when returning at least three starters from his previous squad.

Previous Season	Record	Season	Returning Starters	Returning Letterwinners	Record	Postseason
1988-89	30-7	1989-90	4	8	23-8	NCAA Tournament, 2nd Round
1990-91	14-15	1991-92	4	11	25-9	NCAA Tournament, Runner-Up
1991-92	25-9	1992-93	5	11	31-5	NCAA Tournament, Runner-Up
1992-93	31-5	1993-94	5	11	24-8	NCAA Tournament, Elite Eight
1993-94	24-8	1994-95	3	6	17-14	NCAA Tournament, 1st Round
1995-96	20-12	1996-97	4	7	24-11	NIT Champions

**SDSU Mountain West Conference Player of the Week**

Date	Nominee
Nov. 23	Marcus Slaughter
Nov. 30	Marcus Slaughter
Dec. 6	<b>Brandon Heath</b>
Dec. 13	Marcus Slaughter

Bold indicates player won the award

2000-01	14-14	2001-02	4	8	21-12	NCAA Tournament, 1st Round
2001-02	21-12	2002-03	3	5	16-14	NIT, 2nd Round
2003-04	14-16	2004-04	4	9		
<b>Averages</b>			<b>4.0</b>	<b>8.4</b>	<b>22.6-10.1</b>	<b>8 Postseason Appearances; 20-5 record in Postseason Play</b>

**Preseason Magazines Gives Aztecs Little Love**

Most of the preseason magazines have picked the Aztecs to finish in the lower half of the Mountain West Conference standings and the MWC poll was no exception, picking the Aztecs to finish seventh; however, a pretty strong case can be made that San Diego State will have a successful 2004-05 season.

- ▶ San Diego State returns four starters and nine letterwinners (includes Travis Hanour who sat out last season due to injuries) from the 2003-04 season. The Aztecs return eight of their top nine scorers from last season.
- ▶ Steve Fisher is 8-for-8 in his career in taking teams to the postseason when returning at least three starters off a team he coached the previous season. Included in those eight postseason trips are six NCAA Tournament berths and an average total of 22.6 wins. The last time a Steve Fisher-coached team returned four starters was 2001-02, when Fisher guided the Aztecs to their first NCAA Tournament appearance since 1985. Twice in his career, Fisher has returned at least three starters and at least nine letterwinners off a team he coached, both seasons he has led his team to the NCAA Tournament, posting a collective 56-14 record.
- ▶ San Diego State returns 77.0 percent of points, 74.2 percent of field goals, 99.4 percent of three-point field goals, 78.0 percent of free throws, 68.6 percent of rebounds, 91.3 percent of assists, 54.9 percent of blocked shots, 85.8 percent of steals and 81.9 percent of minutes from the 2003-04 season.
- ▶ The 2004-05 SDSU roster has played 538 games and made 161 starts. Nine players on the Aztec roster have played in at least 30 college games and five players have made at least 18 college starts. Last season, the Aztec roster (not counting Travis Hanour's total because he missed the season due to injury) entered the campaign with a total of 407 games and 72 starts. In 2002-03 when San Diego State advanced to the second round of the postseason NIT, the Aztecs entered the campaign with 413 games and 152 starts of experience. In 2001-02 when the Aztecs claimed the Mountain West Conference championship and advanced to the NCAA Tournament, San Diego State entered the season with 370 games and 194 starts.
- ▶ San Diego State was not that far away last season from making their third consecutive postseason appearance. Although the Aztecs finished 14-16 overall, they lost three games when they led with 59 seconds left, lost six games that were a one possession game with 25 seconds or less remaining and lost seven games when they led with 13:48 or less remaining in regulation. Part of that can be explained by the fact that SDSU had just one scholarship senior (Aerick Sanders).
- ▶ San Diego State returns three players that earned all-Mountain West Conference recognition last season. Senior guard Wesley Stokes, sophomore guard Brandon Heath and sophomore forward Marcus Slaughter are back for SDSU this season. This marks the first time in school history that three all-league performers return from an Aztec team. In fact, in the Mountain West Conference era, San Diego State has never returned two all-MWC performers the following season (2000-01 (0); 2001-02 (0); 2002-03 (1) Tony Bland; 2003-04 (0); 2004-05 (3) Brandon Heath, Marcus Slaughter, Wesley Stokes).
- ▶ San Diego State has two of the best underclassmen not only in the league, but also in the country in Brandon Heath and Marcus Slaughter. The duo was two of only four freshmen to earn all-league recognition last season. Heath and Slaughter combined to score 650 points and pull down 284 rebounds in their inaugural season.
- ▶ Another example of the stability of the Aztec program can be found by the number of players that have signed with San Diego State out of the prep ranks. Of San Diego State's 16-player roster, three are Division I transfers (Travis Hanour, Chris Manker and Wesley Stokes), two junior college players (Mohamed Camara and walk-on Jared Ines) and 11 players who signed with SDSU directly out of high school. Of the five newcomers, four signed with the Aztecs out of high school.

<b>0</b>	<b>Tommy Johnson</b> <i>Guard, 6-3, 186, Sr.-3L</i> <i>Los Angeles, Calif. (Crenshaw High)</i>	PPG 04-05 0.5 MWC Career Highs: <u>Points:</u> 18 vs. Troy State (11-30-03) <u>Rebounds:</u> 7 vs. IPFW (12-30-02) <u>Assists:</u> 5 at Cal Poly (11-30-02)	04-05 0.5 MWC Career Highs: <u>Points:</u> 18 vs. Troy State (11-30-03) <u>Rebounds:</u> 7 vs. IPFW (12-30-02) <u>Assists:</u> 5 at Cal Poly (11-30-02)	04-05 0.5 MWC Career Highs: <u>Points:</u> 18 vs. Troy State (11-30-03) <u>Rebounds:</u> 7 vs. IPFW (12-30-02) <u>Assists:</u> 5 at Cal Poly (11-30-02)	04-05 0.5 MWC Career Highs: <u>Points:</u> 18 vs. Troy State (11-30-03) <u>Rebounds:</u> 7 vs. IPFW (12-30-02) <u>Assists:</u> 5 at Cal Poly (11-30-02)	04-05 0.5 MWC Career Highs: <u>Points:</u> 18 vs. Troy State (11-30-03) <u>Rebounds:</u> 7 vs. IPFW (12-30-02) <u>Assists:</u> 5 at Cal Poly (11-30-02)	Played in 85 career games and has made 18 starts... Played in 43 games in which the Aztecs have won, second most among active players... Ranks 26th on the school's career three-point field goals list... Never fouled out of a game... Seven career 10+ scoring games... One of only two players to wear the number zero jersey in Aztec history (Jim Roban).
<b>1</b>	<b>Brandon Heath</b> <i>Guard, 6-3, 183, So.-1L</i> <i>Los Angeles, Calif. (Westchester High)</i>	PPG 04-05 17.0 MWC Career Highs: <u>Points:</u> 30 vs. Texas Tech (12-13-03) <u>Rebounds:</u> 9 vs. Monmouth (11-22-04) <u>Assists:</u> 9 vs. UCSD (11-27-04)	04-05 17.0 MWC Career Highs: <u>Points:</u> 30 vs. Texas Tech (12-13-03) <u>Rebounds:</u> 9 vs. Monmouth (11-22-04) <u>Assists:</u> 9 vs. UCSD (11-27-04)	04-05 17.0 MWC Career Highs: <u>Points:</u> 30 vs. Texas Tech (12-13-03) <u>Rebounds:</u> 9 vs. Monmouth (11-22-04) <u>Assists:</u> 9 vs. UCSD (11-27-04)	04-05 17.0 MWC Career Highs: <u>Points:</u> 30 vs. Texas Tech (12-13-03) <u>Rebounds:</u> 9 vs. Monmouth (11-22-04) <u>Assists:</u> 9 vs. UCSD (11-27-04)	04-05 17.0 MWC Career Highs: <u>Points:</u> 30 vs. Texas Tech (12-13-03) <u>Rebounds:</u> 9 vs. Monmouth (11-22-04) <u>Assists:</u> 9 vs. UCSD (11-27-04)	Earned MWC Player of the Week on Dec. 6... Already set career highs with nine rebounds and nine assists this season... 12 career 20+ scoring games... Has 549 career points in just 38 games... 9th on the SDSU career three-point field goal chart with 65... Made 11 of his last 21 (52.4 pct.) attempts from three-point range... 3FG in nine straight games... Made 16 of last 17 FTA.
<b>3</b>	<b>Chris Walton</b> <i>Forward, 6-8, 234, Sr.-3L</i> <i>San Diego, Calif. (Univ. of San Diego High)</i>	PPG 04-05 0.0 MWC Career Highs: <u>Points:</u> 17 at BYU (2-9-04) <u>Rebounds:</u> 10 - two times <u>Assists:</u> 6 vs. Portland (12-31-03)	04-05 0.0 MWC Career Highs: <u>Points:</u> 17 at BYU (2-9-04) <u>Rebounds:</u> 10 - two times <u>Assists:</u> 6 vs. Portland (12-31-03)	04-05 0.0 MWC Career Highs: <u>Points:</u> 17 at BYU (2-9-04) <u>Rebounds:</u> 10 - two times <u>Assists:</u> 6 vs. Portland (12-31-03)	04-05 0.0 MWC Career Highs: <u>Points:</u> 17 at BYU (2-9-04) <u>Rebounds:</u> 10 - two times <u>Assists:</u> 6 vs. Portland (12-31-03)	04-05 0.0 MWC Career Highs: <u>Points:</u> 17 at BYU (2-9-04) <u>Rebounds:</u> 10 - two times <u>Assists:</u> 6 vs. Portland (12-31-03)	Had streak of 31 consecutive games played broken against Monmouth (Nov. 22)... Has not practiced since Nov. 20th due to groin strain... MRI and X-Rays taken on Nov. 29 were negative... Continuing to see doctors and considered day-to-day... Expected to miss at least the Loyola Marymount and Cal State Fullerton games.
<b>5</b>	<b>Travis Hanour</b> <i>Guard, 6-6, 202, Sr.-1L</i> <i>Laguna Beach, Calif. (Laguna Beach/Univ. of Ariz.)</i>	PPG 04-05 1.0 MWC Career Highs: <u>Points:</u> 11 - two times <u>Rebounds:</u> 7 vs. Utah (1-18-03) <u>Assists:</u> 3 vs. Wash. St. (2-10-01)	04-05 1.0 MWC Career Highs: <u>Points:</u> 11 - two times <u>Rebounds:</u> 7 vs. Utah (1-18-03) <u>Assists:</u> 3 vs. Wash. St. (2-10-01)	04-05 1.0 MWC Career Highs: <u>Points:</u> 11 - two times <u>Rebounds:</u> 7 vs. Utah (1-18-03) <u>Assists:</u> 3 vs. Wash. St. (2-10-01)	04-05 1.0 MWC Career Highs: <u>Points:</u> 11 - two times <u>Rebounds:</u> 7 vs. Utah (1-18-03) <u>Assists:</u> 3 vs. Wash. St. (2-10-01)	04-05 1.0 MWC Career Highs: <u>Points:</u> 11 - two times <u>Rebounds:</u> 7 vs. Utah (1-18-03) <u>Assists:</u> 3 vs. Wash. St. (2-10-01)	Has played in two straight games and three of last four... Prior to the UCSB game (12-4-04), his last regular-season game was March 1, 2003... Had surgeries to alleviate chronic tendinitis in both knees since 2002-03... Most recent surgery was on his right knee on April 7, 2004, exactly 51 weeks after having similar surgery on his left knee.
<b>10</b>	<b>Shawn Weinstein</b> <i>Guard, 6-0, 188, Fr.-RS</i> <i>Rancho Palos Verdes, Calif. (Peninsula High)</i>	PPG 04-05 0.0 MWC Career Highs: <u>Points:</u> <u>Rebounds:</u> <u>Assists:</u>	04-05 0.0 MWC Career Highs: <u>Points:</u> <u>Rebounds:</u> <u>Assists:</u>	04-05 0.0 MWC Career Highs: <u>Points:</u> <u>Rebounds:</u> <u>Assists:</u>	04-05 0.0 MWC Career Highs: <u>Points:</u> <u>Rebounds:</u> <u>Assists:</u>	04-05 0.0 MWC Career Highs: <u>Points:</u> <u>Rebounds:</u> <u>Assists:</u>	A talented high school star who walked on last season and redshirted... Solid ball handler who gives the Aztecs another option off the bench... Second year with the program... Played in his first career game against UC San Diego (Nov. 27)... Played three minutes against the Tritons.
<b>11</b>	<b>Tyler Smith</b> <i>Guard, 6-2, 208, Fr.-HS</i> <i>San Clemente, Calif. (Santa Margarita High)</i>	PPG 04-05 1.0 MWC Career Highs: <u>Points:</u> 3 - two times <u>Rebounds:</u> 2 - three times <u>Assists:</u> 4 vs. UCSD (11-27-04)	04-05 1.0 MWC Career Highs: <u>Points:</u> 3 - two times <u>Rebounds:</u> 2 - three times <u>Assists:</u> 4 vs. UCSD (11-27-04)	04-05 1.0 MWC Career Highs: <u>Points:</u> 3 - two times <u>Rebounds:</u> 2 - three times <u>Assists:</u> 4 vs. UCSD (11-27-04)	04-05 1.0 MWC Career Highs: <u>Points:</u> 3 - two times <u>Rebounds:</u> 2 - three times <u>Assists:</u> 4 vs. UCSD (11-27-04)	04-05 1.0 MWC Career Highs: <u>Points:</u> 3 - two times <u>Rebounds:</u> 2 - three times <u>Assists:</u> 4 vs. UCSD (11-27-04)	One of two true freshmen to play this season... His 77 minutes played are the eighth-highest total on the team... Played in 7-of-8 games this season... Had three points and four assists against UC San Diego (Nov. 27)... Has impressed the coaching staff with his savvy play on the court... Played career-high 20 minutes at Washington (Dec. 7).
<b>15</b>	<b>John Sharper</b> <i>Guard, 6-0, 195, Jr.-2L</i> <i>Oakland, Calif. (St. Mary's High)</i>	PPG 04-05 7.9 MWC Career Highs: <u>Points:</u> 15 at UCSB (12-4-04) <u>Rebounds:</u> 5 vs. UCSD (12-2-02) <u>Assists:</u> 4 at Arizona (12-22-03)	04-05 7.9 MWC Career Highs: <u>Points:</u> 15 at UCSB (12-4-04) <u>Rebounds:</u> 5 vs. UCSD (12-2-02) <u>Assists:</u> 4 at Arizona (12-22-03)	04-05 7.9 MWC Career Highs: <u>Points:</u> 15 at UCSB (12-4-04) <u>Rebounds:</u> 5 vs. UCSD (12-2-02) <u>Assists:</u> 4 at Arizona (12-22-03)	04-05 7.9 MWC Career Highs: <u>Points:</u> 15 at UCSB (12-4-04) <u>Rebounds:</u> 5 vs. UCSD (12-2-02) <u>Assists:</u> 4 at Arizona (12-22-03)	04-05 7.9 MWC Career Highs: <u>Points:</u> 15 at UCSB (12-4-04) <u>Rebounds:</u> 5 vs. UCSD (12-2-02) <u>Assists:</u> 4 at Arizona (12-22-03)	Once a walk-on, Sharper has progressed to a staple in the starting five... A career 42.1 percent three-point field goal shooter (2nd highest in school history)... Made multiple treys in first five games this season... Aztecs are 11-5 when he makes two or more 3's in a game... Averages one turnover every 20.6 minutes in his career... Current streak of 12 straight FTM.
<b>20</b>	<b>Trimaine Davis</b> <i>Forward, 6-8, 233, Jr.-2L</i> <i>West Pittsburg, Calif. (Pittsburg High)</i>	PPG 04-05 3.1 MWC Career Highs: <u>Points:</u> 8 - two times <u>Rebounds:</u> 4 - three times <u>Assists:</u> 1 - three times	04-05 3.1 MWC Career Highs: <u>Points:</u> 8 - two times <u>Rebounds:</u> 4 - three times <u>Assists:</u> 1 - three times	04-05 3.1 MWC Career Highs: <u>Points:</u> 8 - two times <u>Rebounds:</u> 4 - three times <u>Assists:</u> 1 - three times	04-05 3.1 MWC Career Highs: <u>Points:</u> 8 - two times <u>Rebounds:</u> 4 - three times <u>Assists:</u> 1 - three times	04-05 3.1 MWC Career Highs: <u>Points:</u> 8 - two times <u>Rebounds:</u> 4 - three times <u>Assists:</u> 1 - three times	Connected on 12-of-20 shots from the floor this season... Has a career 56.5 field goal percentage... Averaging 11.4 minutes per game this season... Played in 49 career games... Entered this season with 61 career points and 43 career rebounds... Already has 25 points, 16 rebounds through eight games this season... Averages 11.0 points and 7.0 rebounds per 40 minutes.
<b>21</b>	<b>Matt Thomas</b> <i>Guard, 6-3, 191, Fr.-HS</i> <i>Riverside, Calif. (Martin Luther King High)</i>	PPG 04-05 6.6 MWC Career Highs: <u>Points:</u> 14 at Washington (12-7-04) <u>Rebounds:</u> 7 vs. SMC (12-14-04) <u>Assists:</u> 6 vs. Monmouth (11-22-04)	04-05 6.6 MWC Career Highs: <u>Points:</u> 14 at Washington (12-7-04) <u>Rebounds:</u> 7 vs. SMC (12-14-04) <u>Assists:</u> 6 vs. Monmouth (11-22-04)	04-05 6.6 MWC Career Highs: <u>Points:</u> 14 at Washington (12-7-04) <u>Rebounds:</u> 7 vs. SMC (12-14-04) <u>Assists:</u> 6 vs. Monmouth (11-22-04)	04-05 6.6 MWC Career Highs: <u>Points:</u> 14 at Washington (12-7-04) <u>Rebounds:</u> 7 vs. SMC (12-14-04) <u>Assists:</u> 6 vs. Monmouth (11-22-04)	04-05 6.6 MWC Career Highs: <u>Points:</u> 14 at Washington (12-7-04) <u>Rebounds:</u> 7 vs. SMC (12-14-04) <u>Assists:</u> 6 vs. Monmouth (11-22-04)	Made first career start Tuesday against Saint Mary's... Responded with second career double-digit scoring effort and a career-high seven rebounds... 30 points in last three games... Made 12 of last 15 FTA... Six steals in last three games... One of three players on the team with more assists than turnovers (Chris Manker and Tyler Smith).
<b>33</b>	<b>Chris Manker</b> <i>Center, 7-0, 225, Sr.-2L</i> <i>W. Des Moines, Iowa. (Laguna Beach High/Oregon State Univ.)</i>	PPG 04-05 11.5 MWC Career Highs: <u>Points:</u> 23 vs. UCSD (11-27-04) <u>Rebounds:</u> 9 vs. UCSD (12-6-03) <u>Assists:</u> 3 - two times	04-05 11.5 MWC Career Highs: <u>Points:</u> 23 vs. UCSD (11-27-04) <u>Rebounds:</u> 9 vs. UCSD (12-6-03) <u>Assists:</u> 3 - two times	04-05 11.5 MWC Career Highs: <u>Points:</u> 23 vs. UCSD (11-27-04) <u>Rebounds:</u> 9 vs. UCSD (12-6-03) <u>Assists:</u> 3 - two times	04-05 11.5 MWC Career Highs: <u>Points:</u> 23 vs. UCSD (11-27-04) <u>Rebounds:</u> 9 vs. UCSD (12-6-03) <u>Assists:</u> 3 - two times	04-05 11.5 MWC Career Highs: <u>Points:</u> 23 vs. UCSD (11-27-04) <u>Rebounds:</u> 9 vs. UCSD (12-6-03) <u>Assists:</u> 3 - two times	Aztecs' tallest player at 7-0 and can shoot the three... Made 17 two-point field goals all of last season, and already has 26 two-point field goals this year... Shooting 68.4 percent inside the arc... SDSU has outscored opponents by 51 points when he is on the floor and has been outscored by 23 points when he is not in the game... Has 51 career treys.
<b>42</b>	<b>Marcus Slaughter</b> <i>Forward, 6-9, 208, So.-1L</i> <i>Riverside, Calif. (J.W. North High)</i>	PPG 04-05 19.5 MWC Career Highs: <u>Points:</u> 28 vs. UCSB (11-19-04) <u>Rebounds:</u> 15 vs. UNLV (2-17-04) <u>Assists:</u> 4 at St. Mary's (1-7-04)	04-05 19.5 MWC Career Highs: <u>Points:</u> 28 vs. UCSB (11-19-04) <u>Rebounds:</u> 15 vs. UNLV (2-17-04) <u>Assists:</u> 4 at St. Mary's (1-7-04)	04-05 19.5 MWC Career Highs: <u>Points:</u> 28 vs. UCSB (11-19-04) <u>Rebounds:</u> 15 vs. UNLV (2-17-04) <u>Assists:</u> 4 at St. Mary's (1-7-04)	04-05 19.5 MWC Career Highs: <u>Points:</u> 28 vs. UCSB (11-19-04) <u>Rebounds:</u> 15 vs. UNLV (2-17-04) <u>Assists:</u> 4 at St. Mary's (1-7-04)	04-05 19.5 MWC Career Highs: <u>Points:</u> 28 vs. UCSB (11-19-04) <u>Rebounds:</u> 15 vs. UNLV (2-17-04) <u>Assists:</u> 4 at St. Mary's (1-7-04)	Started 25 consecutive games, the longest active streak on the team... Leading scorer in the MWC at 19.5 ppg, he is hitting on 53.2 percent of his FG attempts... Scored in double figures in eight straight games for the first time in his career after failing to score 10+ points in three straight prior to this streak... 7+ rebounds in five straight games... Has 2 double-doubles this season, 4 in career.
<b>50</b>	<b>Mohamed Camara</b> <i>Center, 6-10, 265, Jr.-TR</i> <i>Conakry, Guinea (Moore (Ky.) High/Riverside College)</i>	PPG 04-05 3.3 MWC Career Highs: <u>Points:</u> 7 vs. UCSD (11-27-04) <u>Rebounds:</u> 8 vs. Mon. (11-22-04) <u>Assists:</u> 1 - three times	04-05 3.3 MWC Career Highs: <u>Points:</u> 7 vs. UCSD (11-27-04) <u>Rebounds:</u> 8 vs. Mon. (11-22-04) <u>Assists:</u> 1 - three times	04-05 3.3 MWC Career Highs: <u>Points:</u> 7 vs. UCSD (11-27-04) <u>Rebounds:</u> 8 vs. Mon. (11-22-04) <u>Assists:</u> 1 - three times	04-05 3.3 MWC Career Highs: <u>Points:</u> 7 vs. UCSD (11-27-04) <u>Rebounds:</u> 8 vs. Mon. (11-22-04) <u>Assists:</u> 1 - three times	04-05 3.3 MWC Career Highs: <u>Points:</u> 7 vs. UCSD (11-27-04) <u>Rebounds:</u> 8 vs. Mon. (11-22-04) <u>Assists:</u> 1 - three times	Continues to get more comfortable with the offense... A wide body center with good strength... Has 26 points and 40 rebounds this season... Averages 8.7 rebounds per 40 minutes of action... Speaks six languages and grew up playing soccer in Guinea... Played 21 or more minutes five times including three straight games.

## Coach Steve Fisher

Assistant Head Coach: Brian Dutcher

Assistant Coaches: Gregg Gottlieb, Mark Hughes

- 14th full season overall: 258-165
- 6th season at SDSU: 74-83
- 1989 NCAA Championship
- Appeared in national championship game three times ('89, '92, '93)
- 8 NCAA Tournament Appearances

- 4th in Active NCAA Tournament winning percentage (behind only Krzyzewski, Pittino and Izzo)
- One of 10 active coaches to win a NCAA national championship (Boheim, Calhoun, Fisher, Izzo, Knight, Krzyzewski, Olson, Pitino, T. Smith, G. Williams)



# SDSU Broadcast Roster



**# 0**  
**TOMMY JOHNSON**

Guard  
6-3, 186, Senior-3L  
Los Angeles, Calif.  
Crenshaw High

PPG: 0.5 RPG: 0.5 APG: 0.5  
FG%: 33.3 3FG: 0.0 FT%: 0.0



**# 1**  
**BRANDON HEATH**

Guard  
6-3, 183, Sophomore-1L  
Los Angeles, Calif.  
Westchester High

PPG: 17.0 RPG: 3.4 APG: 3.8  
FG%: 42.3 3FG: 41.5 FT%: 91.2



**# 3**  
**CHRIS WALTON**

Forward  
6-10, 230, Junior-2L  
San Diego, Calif.  
Univ. of San Diego High

PPG: 0.0 RPG: 1.0 APG: 1.0  
FG%: 0.0 3FG: 0.0 FT%: 0.0



**# 5**  
**TRAVIS HANOUR**

Guard  
6-8, 216, Senior-1L  
Laguna Beach, Calif.  
Laguna Beach High/  
Univ. of Arizona

PPG: 1.0 RPG: 1.0 APG: 0.7  
FG%: 25.0 3FG: 33.0 FT%: 0.0



**# 10**  
**SHAWN WEINSTEIN**

Guard  
6-1, 178, Freshman-RS  
Rancho Palos Verdes, Calif.  
Peninsula High


PPG: 0.0 RPG: 0.0 APG: 0.0  
FG%: 0.0 3FG: 0.0 FT%: 0.0



**# 11**  
**TYLER SMITH**

Guard  
6-2, 208, Freshman-HS  
San Clemente, Calif.  
Santa Margarita Catholic High


PPG: 1.0 RPG: 1.0 APG: 1.3  
FG%: 22.2 3FG: 28.6 FT%: 50.0



**# 15**  
**JOHN SHARPER**

Guard  
6-0, 195, Junior-2L  
Oakland, Calif.  
St. Mary's High

PPG: 7.9 RPG: 1.4 APG: 1.5  
FG%: 43.8 3FG: 45.5 FT%: 100.0



**# 20**  
**TRIMAÏNE DAVIS**

Forward  
6-8, 233, Junior-2L  
West Pittsburg, Calif.  
Pittsburg High

PPG: 3.1 RPG: 2.0 APG: 0.1  
FG%: 60.0 3FG: 0.0 FT%: 20.0



**# 21**  
**MATT THOMAS**

Guard  
6-3, 191, Freshman-HS  
Riverside, Calif.  
Martin Luther King High

PPG: 6.6 RPG: 3.6 APG: 2.1  
FG%: 36.7 3FG: 22.2 FT%: 62.5



**# 31**  
**JARED INES**

Forward  
6-7, 234, Senior-Squad  
Modesto, Calif.  
Ceres High/  
Ohlone College

PPG: 1.6 RPG: 0.0 APG: 0.0  
FG%: 100.0 3FG: 0.0 FT%: 33.3



**# 33**  
**CHRIS MANKER**

Center  
7-0, 225, Junior-1L  
West Des Moines, Iowa  
Laguna Beach (Calif.) High/  
Oregon State Univ.

PPG: 11.5 RPG: 3.5 APG: 1.8  
FG%: 50.0 3FG: 28.1 FT%: 76.5



**# 42**  
**MARCUS SLAUGHTER**

Forward  
6-8, 223, Sophomore-1L  
Riverside, Calif.  
J.W. North High

PPG: 19.5 RPG: 8.4 APG: 1.3  
FG%: 53.2 3FG: 36.8 FT%: 70.0



**# 50**  
**MOHAMED CAMARA**

Center  
6-10, 265, Junior-TR  
Conakry, Guinea  
Moore (Ky.) High/  
Riverside College

PPG: 3.3 RPG: 5.0 APG: 0.4  
FG%: 42.9 3FG: 0.0 FT%: 40.0



**Head Coach**  
**STEVE FISHER**

- 14th full season as head coach • 258-165
- 6th year at San Diego State • 74-83
- 1989 NCAA champion
- 3 NCAA Championship game appearances
- 8 NCAA Tournament appearances
- Among active coaches he ranks: 4th in NCAA Tournament winning percentage (20-7, 71.4 percent), 5th in NBA Draft Picks (14) and 6th in NCAA Final Four Appearances (3)

# SAN DIEGO STATE ROSTER

## 2004-05 Alphabetical Roster

No.	Name	Pos.	Ht.	Wt.	Yr.	Exp.	Most Recent Div. I Season			Hometown (High School/Previous School)
							PPG	RPG	APG	
50	Mohamed Camara	C	6-10	265	Jr.	JC	---	---	---	Conakry, Guinea (Moore (Ky.) High/Riverside (Calif.) College)
20	Trimaine Davis	F	6-8	233	Jr.	2L	1.5	1.0	0.1	West Pittsburg, Calif. (Pittsburg High)
5	Travis Hanour	G	6-6	202	Sr.	1L	3.1	3.1	1.0	Laguna Beach, Calif. (Laguna Beach High/Univ. of Arizona)
1	Brandon Heath	G	6-3	183	So.	1L	13.8	2.7	1.8	Los Angeles, Calif. (Westchester High)
31	Jared Ines *	F	6-7	234	Sr.	SQ	0.0	0.0	0.0	Modesto, Calif. (Ceres High/Ohlone College)
0	Tommy Johnson	G	6-3	186	Sr.	3L	4.0	1.9	1.0	Los Angeles, Calif. (Crenshaw High)
30	Chris Lamb	F	6-9	205	Fr.	HS	---	---	---	Louisville, Colo. (Monarch High)
33	Chris Manker	C	7-0	225	Sr.	2L	3.4	2.3	0.3	West Des Moines, Iowa (Laguna Beach (Calif.) High/Oregon State Univ.)
24	Tim McGrath	F	6-5	182	Fr.	HS	---	---	---	Santa Monica, Calif. (Santa Monica High)
15	John Sharper	G	6-0	195	Jr.	2L	4.1	0.9	0.9	Oakland, Calif. (St. Mary's High)
42	Marcus Slaughter	F	6-8	223	So.	1L	7.9	6.8	0.7	Riverside, Calif. (J.W. North High)
11	Tyler Smith *	G	6-2	208	Fr.	HS	---	---	---	San Clemente, Calif. (Santa Margarita Catholic High)
2	Wesley Stokes	G	6-0	167	Sr.	1L	12.1	2.3	5.8	Long Beach, Calif. (Poly High/Univ. of Missouri)
21	Matt Thomas	G	6-3	191	Fr.	HS	---	---	---	Riverside, Calif. (Martin Luther King High)
3	Chris Walton	F	6-8	234	Sr.	3L	8.7	4.9	2.3	San Diego, Calif. (Univ. of San Diego High)
10	Shawn Weinstein *	G	6-0	188	Fr.	RS	---	---	---	Rancho Palos Verdes, Calif. (Peninsula High)

## 2004-05 Numerical Roster

No.	Name	Pos.	Ht.	Wt.	Yr.	Exp.	Most Recent Div. I Season			Hometown (High School/Previous School)
							PPG	RPG	APG	
0	Tommy Johnson	G	6-3	186	Sr.	3L	4.0	1.9	1.0	Los Angeles, Calif. (Crenshaw High)
1	Brandon Heath	G	6-3	183	So.	1L	13.8	2.7	1.8	Los Angeles, Calif. (Westchester High)
2	Wesley Stokes	G	6-0	167	Sr.	1L	12.1	2.3	5.8	Long Beach, Calif. (Poly High/Univ. of Missouri)
3	Chris Walton	F	6-8	234	Sr.	3L	8.7	4.9	2.3	San Diego, Calif. (Univ. of San Diego High)
5	Travis Hanour	G	6-6	202	Sr.	1L	3.1	3.1	1.0	Laguna Beach, Calif. (Laguna Beach High/Univ. of Arizona)
10	Shawn Weinstein *	G	6-0	188	Fr.	RS	---	---	---	Rancho Palos Verdes, Calif. (Peninsula High)
11	Tyler Smith *	G	6-2	208	Fr.	HS	---	---	---	San Clemente, Calif. (Santa Margarita Catholic High)
15	John Sharper	G	6-0	195	Jr.	2L	4.1	0.9	0.9	Oakland, Calif. (St. Mary's High)
20	Trimaine Davis	F	6-8	233	Jr.	2L	1.5	1.0	0.1	West Pittsburg, Calif. (Pittsburg High)
21	Matt Thomas	G	6-3	191	Fr.	HS	---	---	---	Riverside, Calif. (Martin Luther King High)
24	Tim McGrath	F	6-5	182	Fr.	HS	---	---	---	Santa Monica, Calif. (Santa Monica High)
30	Chris Lamb	F	6-9	205	Fr.	HS	---	---	---	Louisville, Colo. (Monarch High)
31	Jared Ines *	F	6-7	234	Sr.	SQ	0.0	0.0	0.0	Modesto, Calif. (Ceres High/Ohlone College)
33	Chris Manker	C	7-0	225	Sr.	2L	3.4	2.3	0.3	West Des Moines, Iowa (Laguna Beach (Calif.) High/Oregon State Univ.)
42	Marcus Slaughter	F	6-8	223	So.	1L	7.9	6.8	0.7	Riverside, Calif. (J.W. North High)
50	Mohamed Camara	C	6-10	265	Jr.	JC	---	---	---	Conakry, Guinea (Moore (Ky.) High/Riverside (Calif.) College)

**Head Coach:** Steve Fisher (Illinois State, 1967)  
**Assistant Head Coach:** Brian Dutcher (Minnesota, 1982)  
**Assistant Coaches:** Gregg Gottlieb (UCLA, 1995), Mark Hughes (Michigan, 1989)  
**Director of Operations:** Mark Fisher (Michigan, 2001)  
**Dir. of Player Development:** Matt Soria (San Diego State, 2001)  
**Athletic Trainer:** Mark Haines (Metropolitan State College, 1987)

*Year refers to basketball eligibility for the 2004-05 season. \* - Indicates walk-on.*



# Steve Fisher

14th-Full Season • 6th Season at SDSU • Illinois State, 1967

One of the nation's most distinguished coaches, Steve Fisher has guided San Diego State's transformation from a college basketball afterthought to one of the most visible programs in the country.

In five short seasons, Steve Fisher has changed the outlook, fortunes and expectations of San Diego State basketball. The Aztecs have been transformed from the ugly duckling that muddled through the first-ever Mountain West Conference campaign with an 0-14 record into a program that has produced three .500 or better campaigns in the last four seasons, advanced to postseason play twice in the last three years, claimed a conference championship and the first Division I postseason victory in school history.

It is a school that now regularly goes toe-to-toe with the west's best basketball programs on the court and in the recruiting wars. It may be the new program on the block but seniority rarely matters in the changing world of college athletics.

When Fisher arrived on the scene, he found a basketball program that wasn't good enough to be called average. The Aztecs had suffered through 13 losing seasons in 14 years. Members of the school's last NCAA team were in the early stages of middle age. The expectations were in place all right. The Aztecs were expected and expecting to lose. The year before his arrival San Diego State won just four games.

The hiring only dates back to March of 1999, so referring to the "Steve Fisher Era" at San Diego State might be considered a bit premature. But with the Aztec banner now flying over the Mountain West Conference, there is little doubt that San Diego State basketball has reached a new level.

On March 26, 1999, San Diego State announced its arrival on the basketball scene in the form of a news conference to introduce its new coach, Steve Fisher. Fresh from a stint with the Sacramento Kings and with three appearances in the Final Four and a national championship in his pocket, he rolled up his sleeves and went to work. And work was needed. It looked to be a daunting challenge and yet the man with one of the highest winning percentages in NCAA Tournament history had no reservations.

No head-coaching career, at any level, started quicker than that of Steve Fisher. Six games into his head-coaching career he was undefeated and sporting a national championship ring. And the success

didn't stop with the national title.

Fisher's eight-plus seasons at the University of Michigan produced a 184-82 (.692) record, nine postseason tournament berths and three trips to the NCAA championship game, including the magical run to the 1989 national title.

Under Fisher, the Wolverines also claimed an NIT championship, won at least 20 games four times and finished among the top three in the powerful Big Ten Conference five times. In 1995, Michigan set a league record by holding opponents to just 39.4 percent shooting from the floor.

Fisher and Company raised the bar even higher in the postseason. His seven NCAA Tournament teams at Michigan combined for a 20-6 record, ranking him fourth among active coaches and ninth in NCAA history with a winning percentage of .769 in the national bracket. Only 13 coaches have taken more teams to the Final Four, including just five that are still active. He is one of three coaches to take three squads to the Final Four in the first five years of a head-coaching career, and one of just six coaches to lead a team to the championship of the NIT as well as the NCAA.

His accomplishments may be even greater at San Diego State. In 2001-02 he led the Aztecs to the postseason for the first time since 1985 and for just the fourth time ever. The 21 wins were second most for the school as a Division I program and the most since 1985. The fact that those numbers came after just three seasons signifies what is one of the great recent turnarounds in college basketball.

He followed that up with a third consecutive season with a .500 or better record in 2002-03 and led San Diego State back to the postseason for the second consecutive season for only the second time in the school's Division I history. In addition, SDSU claimed its first Division I postseason victory with a win in the NIT.

The Aztecs survived the loss of four starters and arguably the most difficult schedule in school history to post a 14-16 record in 2003-04. Highlights during the campaign included a third-place finish at the EA Sports Maui Invitational and home victories over Brigham Young and Utah.

The future looks even brighter. The Aztecs return three starters to go along with another nationally-ranked recruiting class have SDSU fans looking forward to the 2004-05 campaign.

## Record Breakdown

	Career
Home	147-52
Away	62-93
Neutral	49-20

By Month	
November	26-14
December	80-29
January	55-48
February	49-43
March	45-29
April	4-2

Games Decided By/In	
1-Point Games	13-7
2 Points	14-10
3 Points or Less	67-47
Overtime	19-14

## ► Steve Fisher Year-By-Year

Year	School	W	L	Pct.	Conference			Postseason/Honors
					W	L	Pct.	
1989	Michigan	6	0	1.000	-	-	-	NCAA Champions
1989-90	Michigan	23	8	.742	12	6	.667	NCAA Second Round
1990-91	Michigan	14	15	.483	7	11	.389	NIT First Round
1991-92	Michigan	25	9	.735	11	7	.611	NCAA Runner-Up, <i>Basketball Times</i> Coach of the Year
1992-93	Michigan	31	5	.861	15	3	.833	NCAA Runner-Up
1993-94	Michigan	24	8	.750	13	5	.722	NCAA Regional Finalist
1994-95	Michigan	17	14	.548	11	7	.611	NCAA First Round
1995-96	Michigan	20	12	.625	10	8	.556	NCAA First Round
1996-97	Michigan	24	11	.686	9	9	.500	NIT Champions
<b>Eight Full Seasons at UM</b>		<b>184</b>	<b>82</b>	<b>.692</b>	<b>88</b>	<b>56</b>	<b>.611</b>	<b>7 NCAA Tournaments, 9 Postseason Appearances</b>
Year	School	W	L	Pct.	W	L	Pct.	Postseason/Honors
1999-00	San Diego State	5	23	.179	0	14	.000	
2000-01	San Diego State	14	14	.500	4	10	.286	8th-most improved team in the country (Sagarin Ratings)
2001-02	San Diego State	21	12	.636	7	7	.500	NCAA First Round; Aztecs' first NCAA trip since 1985
2002-03	San Diego State	16	14	.532	6	8	.429	NIT Second Round; Aztecs reach postseason in consecutive yrs
2003-04	San Diego State	14	16	.463	5	9	.357	Two players that earned all-league honors return in 04-05
2004-05	San Diego State	4	4	.500				
<b>Six Seasons at SDSU</b>		<b>74</b>	<b>83</b>	<b>.471</b>	<b>22</b>	<b>48</b>	<b>.314</b>	<b>Consecutive Postseason Appearances</b>
14th-Full Season Career		W	L	Pct.	W	L	Pct.	Postseason/Honors
		<b>258</b>	<b>165</b>	<b>.610</b>	<b>110</b>	<b>104</b>	<b>.514</b>	<b>8 NCAA Tournaments, 11 Postseason Appearances</b>

**Season/Career Highs**

**Points**  
 Season 2 at Wahington, 11-19-04  
 2 vs. Monmouth, 11-22-04  
 Career 18 vs. Troy State, 11-30-03

**Rebounds**  
 Season 1 - four times  
 Career 7 vs. IPFW, 12-30-02

**Assists**  
 Season 2 vs. UCSB, 11-19-04  
 Career 5 at Cal Poly, 11-30-02

**Field Goals**  
 Season 1 at Washington, 12-7-04  
 1 vs. Monmouth, 11-22-04  
 Career 7 vs. Troy State, 11-30-03

**Field Goals Attempted**  
 Season 3 at Washington, 12-7-04  
 Career 12 vs. Dayton, 11-25-03

**Three-Point Field Goals**  
 Season  
 Career 3 at UNLV, 3-13-03

**Three-Point FG Attempted**  
 Season 1 at Washington, 12-7-04  
 1 vs. UCSB, 11-19-04  
 Career 6 vs. Dayton, 11-25-03  
 6 vs. UCSD, 12-2-02  
 6 at Portland, 11-27-02

**Free Throws**  
 Season  
 Career 3 - seven times

**Free Throws Attempted**  
 Season 2 vs. Saint Mary's, 12-14-04  
 Career 5 vs. Dayton, 11-25-03


**Steals**  
 Season 2 at Washington, 12-7-04  
 Career 4 vs. Troy State, 11-30-03

**Blocked Shots**  
 Season 1 at Washington, 12-7-04  
 1 vs. Monmouth, 11-22-04  
 Career 2 vs. UCSB, 3-19-03  
 2 at Texas Tech, 12-13-03

**Minutes Played**  
 Season 15 vs. UCSB, 11-19-04  
 Career 33 vs. Troy State, 11-30-03

# 0 • Tommy Johnson

Guard • 6-3 • 186 • Senior • Los Angeles, Calif. (Crenshaw High)



One of eight players to see action in all eight games this season... Played in 31 consecutive games dating back to the contest against UC San Diego on Dec. 6, 2003... Against 16th-ranked Washington (12-7-04), he recorded two steals, a block and an assist, marking the first time he has posted a number in all three categories since Dec. 20, 2003 against Eastern Washington (three points, one rebound, two assists, two steals and one blocked shot)... Played 12 or more minutes in a game three times this season... 85 career games are the second most among active players, trailing only Chris Walton (92)... Has seven career double-figure scoring games... Never fouled out in 85 career games.

**2004-05 Game-By-Game Statistics**

Date	Opponent	S	MP	FG-FGA	3FG-FGA	FT-FTA	REB	PF	A	TO	BK	S	TP
N.19	UC Santa Barbara		15	0-2	0-1	0-0	1	1	2	1	0	0	0
N.22	Monmouth		12	1-1	0-0	0-0	1	0	0	1	1	0	2
N.27	UC San Diego		7	0-0	0-0	0-0	0	1	0	1	0	1	0
D.1	San Diego		4	0-0	0-0	0-0	1	0	0	0	0	0	0
D.4	at UC Santa Barbara		7	0-0	0-0	0-0	0	0	0	0	0	0	0
D.7	at Washington		12	1-3	0-1	0-0	1	1	1	3	1	2	2
D.11	California		1	0-0	0-0	0-0	0	0	0	0	0	0	0
D.14	Saint Mary's		9	0-0	0-0	0-2	0	2	1	1	0	0	0
D.18	at Loyola Marymount												
D.21	Cal State Fullerton												
D.28	at Iowa State												
D.31	Providence												
J.3	South Dakota State												
J.8	at Brigham Young*												
J.15	at UNLV*												
J.22	Wyoming*												
J.24	Colorado State*												
J.29	at Air Force*												
J.31	at New Mexico*												
F.5	Utah*												
F.7	Brigham Young*												
F.12	UNLV*												
F.19	at Colorado State*												
F.21	at Wyoming*												
F.26	New Mexico*												
F.28	Air Force*												
M.5	at Utah*												
M.10-12	at Mountain West Conference Championships												

**► Johnson Career Statistics**

Year	G-GS	Min.-Avg.	FG-FGA	Pct.	3P-3PA	Pct.	FT-FTA	Pct.	OR	DR	Reb	Avg.	PF-D	AT	TO	BS	ST	Pts.	Avg.
01-02	20-0	120-6.0	12-33	.364	6-18	.333	1-4	.250	5	13	18	0.9	21-0	7	4	4	4	31	1.5
02-03	28-7	474-16.9	56-141	.397	23-66	.348	21-29	.724	19	53	72	2.6	52-0	49	45	3	20	156	5.6
03-04	29-11	510-17.6	41-113	.363	10-38	.263	23-33	.697	14	41	55	1.9	57-0	29	26	6	22	115	4.0
04-05	8-0	67-8.4	2-6	.333	0-2	.000	0-2	.000	1	3	4	0.5	5-0	4	7	2	3	4	0.5
<b>Totals</b>	<b>85-18</b>	<b>1,171-13.8</b>	<b>111-293</b>	<b>.379</b>	<b>39-124</b>	<b>.315</b>	<b>45-68</b>	<b>.662</b>	<b>39</b>	<b>110</b>	<b>149</b>	<b>1.8</b>	<b>135-0</b>	<b>89</b>	<b>82</b>	<b>15</b>	<b>49</b>	<b>306</b>	<b>3.6</b>

**Season/Career Highs**

**Points**  
 Season 26 vs. San Diego, 12-1-04  
 Career 30 at Texas Tech, 12-13-03

**Rebounds**  
 Season 9 vs. Monmouth, 11-22-04  
 Career 9 vs. Monmouth, 11-22-04

**Assists**  
 Season 9 vs. UCSD, 11-27-04  
 Career 9 vs. UCSD, 11-27-04

**Field Goals**  
 Season 8 at UCSB, 12-04-04  
 8 vs. San Diego, 12-1-04  
 Career 10 at CSU, 1-24-04

**Field Goals Attempted**  
 Season 22 vs UCSB, 11-19-04  
 Career 22 vs UCSB, 11-19-04

**Three-Point Field Goals**  
 Season 4 at UCSB, 12-4-04  
 Career 5 vs. Ohio State, 11-24-03

**Three-Point Field Goals Attempted**  
 Season 10 vs. UCSB, 11-19-04  
 Career 10 - four Times

**Free Throws**  
 Season 9 vs. Saint Mary's, 12-14-04  
 Career 10 at Texas Tech, 12-13-03

**Free Throws Attempted**  
 Season 10 vs. Saint Mary's, 12-14-04  
 Career 12 vs. Ohio St., 11-24-03


**Steals**  
 Season 5 vs. UCSD, 11-27-04  
 Career 5 vs. UCSD, 11-27-04

**Blocked Shots**  
 Season 1 vs. UCSB, 11-19-04  
 Career 1 vs. UCSB, 11-19-04

**Minutes Played**  
 Season 41 vs. UCSB, 11-19-04  
 Career 43 at CSU, 1-24-04

# 1 • Brandon Heath

Guard • 6-3 • 183 • Sophomore • Los Angeles, Calif. (Westchester High)



**National Rankings (as of 12/14):** 19th in free throw percentage  
**MWC Rankings (as of 12/17):** 2nd in steals, 4th in scoring, 4rd in assists, 5th in three-point field goals made, 9th in free throw percentage, 14th in three-point field goal percentage.



Player of the Week  
 Nov. 29 - Dec. 5

Enjoying a tremendous sophomore campaign... Ranks among the Mountain West Conference leaders in six categories and is ranked among the top nine in steals, scoring, assists, three-point field goals made and free throw percentage... Earned MWC Player of the Week honors for the week of Nov. 29-Dec. 5... Scored in double figures in five consecutive games and seven times in eight games this season... Made 11 of his last 21 attempts from three-point range (52.4 percent)... Made a three-point field goal in nine straight games dating back to last season (longest streak of his career)... Has two or more treys in five of eight games this season... Recorded a steal in 10 consecutive games dating back to last season (one game short of his career best of 11 set last season)... Already beginning to show up on the SDSU career charts: 9th in three-point field goals, 10th in three-point field goals attempted, 14th in three-point field goal percentage... Already has 549 career points and a scoring average of 14.4 which would rank 20th all-time in school history if he had the minimum 600 points necessary to qualify... Already posted career highs this season in rebounds (nine), assists (nine), field goals attempted (22), steals (five) and blocked shots (one)... Made 31-of-34 free throws this season, had a streak of 11 consecutive makes broken in the Saint Mary's game... Currently made five straight and 16 of his last 17 attempts... Scored in double figures in eight straight games against Division I opponents... Led the team in assists four times this season (five in his career), twice in scoring (11 times in his career) and once in rebounding (once in his career)... Has 12 career 20+ scoring games, including three this season.

**Trends:** San Diego State is 2-0 this season and 7-1 in his career when Heath shoots 50 percent or better from the field... The Aztecs are 2-0 this season and 8-2 in his career when he posts an efficiency rating of +16 or better... SDSU is 3-0 this season when he has more assists than turnovers

**2004-05 Game-By-Game Statistics**

Date	Opponent	S	MP	FG-FGA	3FG-FGA	FT-FTA	REB	PF	A	TO	BK	S	TP
N.19	UC Santa Barbara	S	41	7-22	3-10	0-0	4	2	3	4	1	2	17
N.22	Monmouth	S	32	3-13	2-5	8-8	9	2	2	6	0	3	16
N.27	UC San Diego	S	26	2-6	1-5	0-0	1	1	9	3	0	5	5
D.1	San Diego	S	34	8-15	3-5	7-8	3	2	5	4	0	1	26
D.4	at UC Santa Barbara	S	28	8-10	4-6	0-0	2	1	7	2	0	2	20
D.7	at Washington	S	27	7-16	1-2	3-4	4	4	1	5	0	1	18
D.11	California	S	32	4-9	2-5	4-4	3	0	2	5	0	2	14
D.14	Saint Mary's	S	38	5-13	1-3	9-10	1	5	1	3	0	4	20
D.18	at Loyola Marymount												
D.21	Cal State Fullerton												
D.28	at Iowa State												
D.31	Providence												
J.3	South Dakota State												
J.8	at Brigham Young*												
J.15	at UNLV*												
J.22	Wyoming*												
J.24	Colorado State*												
J.29	at Air Force*												
J.31	at New Mexico*												
F.5	Utah*												
F.7	Brigham Young*												
F.12	UNLV*												
F.19	at Colorado State*												
F.21	at Wyoming*												
F.26	New Mexico*												
F.28	Air Force*												
M.5	at Utah*												
M.10-12	at Mountain West Conference Championships												

**► Heath Career Statistics**

Year	G-GS	Min.-Avg.	FG-FGA	Pct.	3P-3PA	Pct.	FT-FTA	Pct.	OR	DR	Reb	Avg.	PF-D	AT	TO	BS	ST	Pts Avg.
03-04	30-26	897-29.9	144-368	.391	48-160	.300	77-110	.700	23	57	80	2.7	58-0	53	66	0	41	413 13.8
04-05	8-8	258-32.2	44-104	.423	17-41	.415	31-34	.912	6	21	27	3.4	17-1	30	32	1	20	136 17.0
<b>Totals</b>	<b>38-34</b>	<b>1,155-30.4</b>	<b>188-472</b>	<b>.398</b>	<b>65-201</b>	<b>.323</b>	<b>108-144</b>	<b>.750</b>	<b>29</b>	<b>78</b>	<b>107</b>	<b>2.8</b>	<b>75-1</b>	<b>83</b>	<b>98</b>	<b>1</b>	<b>61</b>	<b>549 14.4</b>

**Season/Career Highs**

<b>Points</b>	
Season	
Career	17 at BYU, 2-9-04
<b>Rebounds</b>	
Season	1 vs. UCSB, 11-19-04
Career	10 vs. UCSD, 12-6-03 10 vs. IPFW, 1-2-02
<b>Assists</b>	
Season	1 vs. UCSB, 11-19-04
Career	6 vs. Portland, 12-31-03
<b>Field Goals</b>	
Season	
Career	6 at BYU, 2-9-04 6 at Utah, 2-7-04 6 vs. IPFW, 1-2-02
<b>Field Goals Attempted</b>	
Season	4 vs. UCSB, 11-19-04
Career	13 vs. BYU, 1-12-04 13 vs. Dayton, 11-25-03
<b>Three-Point Field Goals</b>	
Season	
Career	3 at Utah, 2-7-04
<b>Three-Point Field Goals Attempted</b>	
Season	1 vs. UCSB, 11-19-04
Career	4 at BYU, 2-9-04 4 at Utah, 2-7-04 4 vs. BYU, 1-12-04
<b>Free Throws</b>	
Season	
Career	4 - four times
<b>Free Throws Attempted</b>	
Season	
Career	8 vs. UCSD, 12-6-03
<b>Steals</b>	
Season	
Career	3 - six times
<b>Blocked Shots</b>	
Season	
Career	4 vs. New Mexico, 2-28-02
<b>Minutes Played</b>	
Season	29 vs. UCSB, 11-19-04
Career	40 at CSU, 1-24-04

# 3 • Chris Walton

Forward • 6-8 • 234 • Senior • San Diego, Calif. (Univ. of San Diego High)



Has not practiced since Nov. 20th due to a lingering groin strain/hip flexor injury... MRI and x-rays were negative and the senior was planning to visit a specialist on the East Coast... Recently, the injury has been responding to treatment and he now hopes to be able to start practicing again in the coming weeks... When he missed the Nov. 22 game against Monmouth, it snapped Walton's streaks of 31 consecutive games played and team-high 18 consecutive games started... The UC Santa Barbara game (11-19-04) marked just the second time in his last 31 games that he was held scoreless... Ranks among the school's career leaders in games played (17th), minutes played (20th), blocked shots (21st) and assists (26th)... Walton has played in 49 Aztec victories, that is the highest total among active players and the 14th highest all-time since the statistic has been kept beginning with the 1975-76 season... Organized his third annual drive to benefit AIDS patients in the San Diego area in conjunction with the San Diego SLAM (12-11-04).

**Trends:** San Diego State has won eight straight games and was 5-0 last season when Walton attempted at least four free throws.

**2004-05 Game-By-Game Statistics**

Date	Opponent	S	MP	FG-FGA	3FG-FGA	FT-FTA	REB	PF	A	TO	BK	S	TP
N.19	UC Santa Barbara	S	29	0-4	0-1	0-0	1	4	1	4	0	0	0
N.22	Monmouth			DNP - Injured									
N.27	UC San Diego			DNP - Injured									
D.1	San Diego			DNP - Injured									
D.4	at UC Santa Barbara			DNP - Injured									
D.7	at Washington			DNP - Injured									
D.11	California			DNP - Injured									
D.14	Saint Mary's			DNP - Injured									
D.18	at Loyola Marymount												
D.21	Cal State Fullerton												
D.28	at Iowa State												
D.31	Providence												
J.3	South Dakota State												
J.8	at Brigham Young*												
J.15	at UNLV*												
J.22	Wyoming*												
J.24	Colorado State*												
J.29	at Air Force*												
J.31	at New Mexico*												
F.5	Utah*												
F.7	Brigham Young*												
F.12	UNLV*												
F.19	at Colorado State*												
F.21	at Wyoming*												
F.26	New Mexico*												
F.28	Air Force*												
M.5	at Utah*												
M.10-12	at Mountain West Conference Championships												

**► Walton Career Statistics**

Year	G-GS	Min.-Avg.	FG-FGA	Pct.	3P-3PA	Pct.	FT-FTA	Pct.	OR	DR	Reb	Avg.	PF-D	AT	TO	BS	ST	Pts.	Avg.
00-01	28-0	443-15.8	34-72	.472	1-9	.111	23-33	.697	20	51	71	2.5	54-0	35	47	4	8	92	3.3
01-02	33-3	456-13.8	38-91	.418	0-6	.000	16-27	.593	33	69	102	3.1	69-2	31	22	13	17	92	2.8
03-04	30-29	895-29.8	101-245	.412	23-66	.348	37-58	.638	39	109	148	4.9	91-3	69	66	13	33	262	8.7
04-05	1-1	29-29.0	0-4	.000	0-1	.000	0-0	.000	1	0	1	1.0	4-0	1	4	0	0	0	0.0
<b>Totals</b>	<b>92-33</b>	<b>1,817-19.8</b>	<b>173-412</b>	<b>.420</b>	<b>24-82</b>	<b>.293</b>	<b>76-118</b>	<b>.644</b>	<b>93</b>	<b>229</b>	<b>322</b>	<b>3.5</b>	<b>218-5</b>	<b>136</b>	<b>139</b>	<b>30</b>	<b>58</b>	<b>446</b>	<b>4.8</b>

**Season/Career Highs**

**Points**  
 Season 3 vs. Saint Mary's, 12-14-04  
 Career 11 vs. FAU, 12-28-02  
 11 at Oregon State, 2-2-01

**Rebounds**  
 Season 3 vs. California, 12-11-04  
 Career 7 vs. Utah, 1-18-03

**Assists**  
 Season 1 vs. California, 12-11-04  
 1 at UCSB, 12-4-04  
 Career 3 vs. Wash. State, 2-10-01

**Field Goals**  
 Season 1 vs. Saint Mary's, 12-14-04  
 Career 4 vs. FAU, 12-28-02  
 4 at Oregon State, 2-2-01

**Field Goals Attempted**  
 Season 3 vs. California, 12-11-04  
 Career 11 vs. Colorado St., 2-1-03

**Three-Point Field Goals**  
 Season 1 vs. Saint Mary's, 12-14-04  
 Career 3 at Oregon State, 2-2-01

**Three-Point Field Goals Attempted**  
 Season 2 vs. California, 12-11-04  
 Career 7 vs. Colorado St., 2-1-03

**Free Throws**  
 Season  
 Career 4 vs. Saint Mary's, 12-2-00

**Free Throws Attempted**  
 Season  
 Career 4 vs. Hawai'i, 12-14-02  
 4 vs. Saint Mary's, 12-2-00

**Steals**  
 Season 2 vs. California, 12-11-04  
 Career 2 vs. California, 12-11-04  
 2 vs. Texas Tech, 1-6-03

**Blocked Shots**  
 Season 1 vs. California, 12-11-04  
 Career 2 vs. Chaminade, 11-20-00

**Minutes Played**  
 Season 15 vs. California, 12-11-04  
 Career 35 vs. Utah, 1-18-03

# 5 • Travis Hanour

Guard • 6-6 • 202 • Senior • Laguna Beach, Calif.

(Laguna Beach High/Univ. of Arizona)



Has overcome chronic tendinitis and endured two knee surgeries to come back and contribute this season... Seen action in three of the last four games and has played in consecutive games (vs. California on 12-11-04 and vs. Saint Mary's on 12-14-04)... Played three minutes in the Dec. 4th game at UC Santa Barbara to mark his first regular-season action since March 1, 2003... Missed 39 straight SDSU games due to injury... Played 15 minutes against California (12-11-04) to mark his most minutes since playing 26 vs. Colorado State on Feb. 1, 1003... The Aztecs played 43 games since he last scored (two points vs. New Mexico, Feb. 24, 2003) prior to hitting a three-point field goal against Saint Mary's (12-14-04)... Has contributed with three points, two assists, two steals and a blocked shot in 22 minutes of action this season... Current practice plan has him on the court every other day in an attempt to help his knees.

**2004-05 Game-By-Game Statistics**

Date	Opponent	S	MP	FG-FGA	3FG-FGA	FT-FTA	REB	PF	A	TO	BK	S	TP
N.19	UC Santa Barbara			DNP - Injured									
N.22	Monmouth			DNP - Injured									
N.27	UC San Diego			DNP - Injured									
D.1	San Diego			DNP - Injured									
D.4	at UC Santa Barbara	3		0-0	0-0	0-0	0	1	1	0	0	0	0
D.7	at Washington			DNP - Injured									
D.11	California	15		0-3	0-2	0-0	3	2	1	1	1	2	0
D.14	Saint Mary's	4		1-1	1-1	0-0	0	0	0	2	0	0	3
D.18	at Loyola Marymount												
D.21	Cal State Fullerton												
D.28	at Iowa State												
D.31	Providence												
J.3	South Dakota State												
J.8	at Brigham Young*												
J.15	at UNLV*												
J.22	Wyoming*												
J.24	Colorado State*												
J.29	at Air Force*												
J.31	at New Mexico*												
F.5	Utah*												
F.7	Brigham Young*												
F.12	UNLV*												
F.19	at Colorado State*												
F.21	at Wyoming*												
F.26	New Mexico*												
F.28	Air Force*												
M.5	at Utah*												
M.10-12	at Mountain West Conference Championships												

**► Hanour Career Statistics**

\* - At Arizona

Year	G-GS	Min.-Avg.	FG-FGA	Pct.	3P-3PA	Pct.	FT-FTA	Pct.	OR	DR	Reb	Avg.	PF-D	AT	TO	BS	ST	Pts.	Avg.
00-01*	20-0	175-8.8	19-56	.339	5-27	.185	18-20	.900	5	23	28	1.4	9-0	12	17	3	5	61	3.1
02-03	18-8	278-15.4	18-62	.290	11-38	.289	9-14	.643	14	41	55	3.1	27-0	18	17	6	4	56	3.1
03-04	Did Not Play - Injured																		
04-05	3-0	22-7.3	1-4	.250	1-3	.333	0-0	.000	0	3	3	1.0	3-0	2	3	1	2	3	1.0
<b>Totals</b>	<b>41-8</b>	<b>475-11.6</b>	<b>38-122</b>	<b>.311</b>	<b>17-68</b>	<b>.250</b>	<b>27-34</b>	<b>.794</b>	<b>19</b>	<b>67</b>	<b>86</b>	<b>2.1</b>	<b>39-0</b>	<b>32</b>	<b>37</b>	<b>10</b>	<b>11</b>	<b>120</b>	<b>2.9</b>

**Season/Career Highs**

<b>Points</b>	Career
<b>Rebounds</b>	Career
<b>Assists</b>	Career
<b>Field Goals</b>	Career
<b>Field Goals Attempted</b>	Career 1 vs. UCSD, 11-27-04
<b>Three-Point Field Goals</b>	Career
<b>Three-Point Field Goals Attempted</b>	Career 1 vs. UCSD, 11-27-04
<b>Free Throws</b>	Career
<b>Free Throws Attempted</b>	Career
<b>Steals</b>	Career
<b>Blocked Shots</b>	Career
<b>Minutes Played</b>	Career 3 vs. UCSD, 11-27-04

# 10 • Shawn Weinstein

Guard • 6-0 • 180 • Freshman • Rancho Palos Verdes, Calif. (Peninsula High)



Redshirt freshman that saw action in consecutive games against UC San Diego (11-27-04) and San Diego (12-1-04).

**2004-05 Game-By-Game Statistics**

Date	Opponent	S	MP	FG-FGA	3FG-FGA	FT-FTA	REB	PF	A	TO	BK	S	TP
N.19	UC Santa Barbara			DNP - Coach's Decision									
N.22	Monmouth			DNP - Coach's Decision									
N.27	UC San Diego		3	0-1	0-1	0-0	0	0	0	1	0	0	0
D.1	San Diego		1	0-0	0-0	0-0	0	0	0	0	0	0	0
D.4	at UC Santa Barbara			DNP - Did Not Travel									
D.7	at Washington			DNP - Did Not Travel									
D.11	California			DNP - Coach's Decision									
D.14	Saint Mary's			DNP - Coach's Decision									
D.18	at Loyola Marymount												
D.21	Cal State Fullerton												
D.28	at Iowa State												
D.31	Providence												
J.3	South Dakota State												
J.8	at Brigham Young*												
J.15	at UNLV*												
J.22	Wyoming*												
J.24	Colorado State*												
J.29	at Air Force*												
J.31	at New Mexico*												
F.5	Utah*												
F.7	Brigham Young*												
F.12	UNLV*												
F.19	at Colorado State*												
F.21	at Wyoming*												
F.26	New Mexico*												
F.28	Air Force*												
M.5	at Utah*												
M.10-12	at Mountain West Conference Championships												

**► Weinstein Career Statistics**

Year	G-GS	Min.-Avg.	FG-FGA	Pct.	3P-3PA	Pct.	FT-FTA	Pct.	OR	DR	Reb	Avg.	PF-D	AT	TO	BS	ST	Pts. Avg.
04-05	2-0	4-2.0	0-1	.000	0-1	.000	0-0	.000	0	0	0	0.0	0	0	1	0	0	0



**Season/Career Highs****Points**

Career 3 at UCSB, 12-4-04  
3 vs. UCSD, 11-27-04

**Rebounds**

Career 2 at Washington, 12-7-04  
2 vs. UCSD, 11-27-04  
2 vs. Monmouth, 11-22-04

**Assists**

Career 4 vs. UCSD, 11-27-04

**Field Goals**

Career 1 at UCSB, 12-4-04  
1 vs. UCSD, 11-27-04

**Field Goals Attempted**

Career 2 at Washington, 12-7-04  
2 at UCSB, 12-4-04  
2 vs. UCSD, 11-27-04

**Three-Point Field Goals**

Career 1 at UCSB, 12-4-04  
1 vs. UCSD, 11-27-04

**Three-Point Field Goals**

**Attempted**  
Career 2 at UCSB, 12-4-04

**Free Throws**

Career 1 vs. Monmouth, 11-22-04

**Free Throws Attempted**

Career 2 vs. Monmouth, 11-22-04

**Steals**

Career 1 at Washington, 12-7-04  
1 vs. San Diego, 12-1-04

**Blocked Shots**

Career

**Minutes Played**

Career 20 at Washington, 12-7-04

# 11 • Tyler Smith

Guard • 6-2 • 208 • Freshman • San Clemente, Calif. (Santa Margarita Catholic High)



Walk-on guard has become an important fixture for the Aztecs... Played in seven of the eight games this season and his 77 minutes played are the eighth highest total on the team... With nine assists and seven turnovers, he joins Chris Manker and Matt Thomas as the only Aztec players with more assists than turnovers... Has logged double-digit minutes four times this season... Handed out four assists, picked up two rebounds and hit his first career three-pointer in just 18 minutes of action against UC San Diego (11-27-04)... Scored his first points as an Aztec in the win over Monmouth (11-22-04)... Has at least one assist in five of the seven games he has played in.

**Trends:** San Diego State is 3-0 when he scores a point.

**2004-05 Game-By-Game Statistics**

Date	Opponent	S	MP	FG-FGA	3FG-FGA	FT-FTA	REB	PF	A	TO	BK	S	TP
N.19	UC Santa Barbara	1	0-0	0-0	0-0	0	0	0	0	0	0	0	0
N.22	Monmouth	17	0-1	0-1	1-2	2	2	1	0	0	0	0	1
N.27	UC San Diego	18	1-2	1-1	0-0	2	3	4	0	0	0	0	3
D.1	San Diego	6	0-1	0-1	0-0	2	0	2	2	0	1	0	0
D.4	at UC Santa Barbara	11	1-2	1-2	0-0	0	2	0	3	0	0	0	3
D.7	at Washington	20	0-2	0-1	0-0	1	2	1	2	0	1	0	0
D.11	California	DNP - Coach's Decision											
D.14	Saint Mary's	4	0-1	0-1	0-0	0	1	1	0	0	0	0	0
D.18	at Loyola Marymount												
D.21	Cal State Fullerton												
D.28	at Iowa State												
D.31	Providence												
J.3	South Dakota State												
J.8	at Brigham Young*												
J.15	at UNLV*												
J.22	Wyoming*												
J.24	Colorado State*												
J.29	at Air Force*												
J.31	at New Mexico*												
F.5	Utah*												
F.7	Brigham Young*												
F.12	UNLV*												
F.19	at Colorado State*												
F.21	at Wyoming*												
F.26	New Mexico*												
F.28	Air Force*												
M.5	at Utah*												
M.10-12	at Mountain West Conference Championships												

**► Smith Career Statistics**


Year	G-GS	Min.-Avg.	FG-FGA	Pct.	3P-3PA	Pct.	FT-FTA	Pct.	OR	DR	Reb	Avg.	PF-D	AT	TO	BS	ST	Pts. Avg.
04-05	7-0	77-11.0	2-9	.222	2-7	.286	1-2	.500	2	5	7	1.0	10-0	9	7	0	2	7 1.0

**Season/Career Highs**

<b>Points</b>	
Season	15 at UCSB, 12-4-04
Career	15 at UCSB, 12-4-04
<b>Rebounds</b>	
Season	3 vs. California, 12-11-04 3 vs. UCSB, 11-19-04
Career	5 vs. UCSD, 12-2-02
<b>Assists</b>	
Season	2 at Washington, 12-7-04 2 vs. UCSB, 11-19-04 2 vs. UCSD, 11-19-04
Career	4 at Arizona, 12-22-03
<b>Field Goals</b>	
Season	6 at UCSB, 12-4-04
Career	6 at UCSB, 12-4-04
<b>Field Goals Attempted</b>	
Season	8 at UCSB, 12-4-04 8 vs. San Diego, 12-1-04 8 vs. UCSB, 11-19-04
Career	8 at UCSB, 12-4-04 8 vs. San Diego, 12-1-04 8 vs. UCSB, 11-19-04
<b>Three-Point Field Goals</b>	
Season	3 at UCSB, 12-4-04 3 vs. San Diego, 12-1-04 3 vs. UCSD, 11-27-04
Career	3 at UCSB, 12-4-04 3 vs. San Diego, 12-1-04 3 vs. UCSD, 11-27-04 3 vs. Cal Poly, 12-18-03
<b>Three-Point Field Goals Attempted</b>	
Season	7 vs. San Diego, 12-1-04
Career	7 vs. San Diego, 12-1-04
<b>Free Throws</b>	
Season	2 - three times
Career	3 vs. EWU, 12-20-03
<b>Free Throws Attempted</b>	
Season	2 - three times
Career	4 vs. EWU, 12-20-03
<b>Steals</b>	
Season	3 vs. UCSD, 11-27-04
Career	3 vs. UCSD, 11-27-04 3 vs. Cal Poly, 12-18-03
<b>Blocked Shots</b>	
Career	none
<b>Minutes Played</b>	
Season	40 vs. UCSB, 11-19-04
Career	40 vs. UCSB, 11-19-04

# 15 • John Sharper

Guard • 6-0 • 195 • Junior • Oakland, Calif. (St. Mary's High)



**MWC Rankings (as of 12/17):** 1st in free throw percentage, 9th in three-point field goals made, 9th in three-point field goal percentage, 13th in steals

Originally a walk-on, he has developed into a staple in the Aztec starting line-up and one of the top three-point shooters in school history... Has started all eight games this season and has started 13 games in his career... For his career, has connected on 59-of-140 attempts from behind the arc, for a 42.1 percent success rate... That is second all-time trailing Tony Ross (45.8 percent) and ahead of Al Faux (41.1 percent)... Ranks 11th in school history with 59 career treys despite ranking 19th in school history in attempts (140)... Has 17 career multiple trey games, including five this season... Made at least two three-point field goals in a personal best five straight games to open the season (broken at Washington (12-7-04))... Connected on 15-of-33 attempts from three-point range this season (45.5 percent)... Made 11-of-19 (57.9 percent) from bonus distance during a four-game stretch earlier this season (Monmouth, UCSD, San Diego and at UCSB)... The two highest scoring games of his career came in consecutive outings against San Diego (13 points) and at UC Santa Barbara (15 points)... Scored in nine consecutive games dating back to last season, second longest scoring streak of his career (had an 11-game scoring streak during his freshman campaign)... Has 48 turnovers in 991 career minutes for an average of one miscue every 20.6 minutes... Has 17 turnovers this season, although nine have come in two games - UC Santa Barbara (11-19-04) and at Washington (12-7-04)... In the other six games this season he is averaging one turnover every 22.3 minutes... Is 6-for-6 from the free-throw line this season and has made 12 straight dating back to a miss vs. New Mexico (2-2-04).

**Trends:** San Diego State is 4-1 this season and 11-5 since the beginning of the 2003-04 season when Sharper connects on multiple three-point field goals... Aztecs are 4-2 this season when he has two turnovers or less in a game.

**2004-05 Game-By-Game Statistics**

Date	Opponent	S	MP	FG-FGA	3FG-FGA	FT-FTA	REB	PF	A	TO	BK	S	TP
N.19	UC Santa Barbara	S	40	3-8	2-6	0-0	3	0	2	4	0	0	8
N.22	Monmouth	S	17	2-3	2-3	0-0	0	2	1	0	0	1	6
N.27	UC San Diego	S	27	3-6	3-4	0-0	1	0	2	2	0	3	9
D.1	San Diego	S	33	4-8	3-7	2-2	1	0	1	1	0	2	13
D.4	at UC Santa Barbara	S	33	6-8	3-5	0-0	1	1	1	2	0	1	15
D.7	at Washington	S	17	0-3	0-1	2-2	0	1	2	5	0	0	2
D.11	California	S	33	2-6	1-3	2-2	3	3	1	1	0	1	7
D.14	Saint Mary's	S	35	1-6	1-4	0-0	2	3	2	2	0	1	3
D.18	at Loyola Marymount												
D.21	Cal State Fullerton												
D.28	at Iowa State												
D.31	Providence												
J.3	South Dakota State												
J.8	at Brigham Young*												
J.15	at UNLV*												
J.22	Wyoming*												
J.24	Colorado State*												
J.29	at Air Force*												
J.31	at New Mexico*												
F.5	Utah*												
F.7	Brigham Young*												
F.12	UNLV*												
F.19	at Colorado State*												
F.21	at Wyoming*												
F.26	New Mexico*												
F.28	Air Force*												
M.5	at Utah*												
M.10-12	at Mountain West Conference Championships												

► **Sharper Career Statistics**

Year	G-GS	Min.-Avg.	FG-FGA	Pct.	3P-3PA	Pct.	FT-FTA	Pct.	OR	DR	Reb	Avg.	PF-D	AT	TO	BS	ST	Pts.	Avg.
02-03	28-0	236-8.4	16-38	.421	14-32	.438	6-10	.600	5	18	23	0.8	21-0	16	12	0	8	52	1.9
03-04	28-5	511-18.2	37-96	.385	30-75	.400	12-16	.750	5	20	25	0.9	44-2	24	18	0	25	116	4.1
04-05	8-8	235-29.4	21-48	.438	15-33	.455	6-6	1.000	2	9	11	1.4	10-0	12	17	0	9	63	7.9
<b>Totals</b>	<b>65-13</b>	<b>991-15.2</b>	<b>75-183</b>	<b>.410</b>	<b>59-140</b>	<b>.421</b>	<b>26-34</b>	<b>.765</b>	<b>12</b>	<b>49</b>	<b>61</b>	<b>0.9</b>	<b>77-2</b>	<b>54</b>	<b>48</b>	<b>0</b>	<b>43</b>	<b>235</b>	<b>3.6</b>

**Season/Career Highs**

**Points**  
 Season 8 vs. UCSD, 11-27-04  
 Career 8 vs. UCSD, 11-27-04  
 8 at UNM, 2-28-04

**Rebounds**  
 Season 3 vs. Saint Mary's, 12-14-04  
 3 at UCSB, 12-4-04  
 3 vs. Monmouth, 11-22-04  
 Career 4 at UNM, 2-28-04  
 4 at Saint Mary's, 1-7-04  
 4 vs. Cal Poly, 12-18-03

**Assists**  
 Season 1 at UCSB, 12-4-04  
 Career 1 - four times

**Field Goals**  
 Season 4 vs. UCSD, 11-27-04  
 Career 4 vs. UCSD, 11-27-04  
 4 at UNM, 2-28-04

**Field Goals Attempted**  
 Season 5 vs. UCSD, 11-27-04  
 Career 6 at UNM, 2-28-04

**Three-Point Field Goals**  
 Season  
 Career

**Three-Point Field Goals Attempted**  
 Season  
 Career

**Free Throws**  
 Season 1 vs. Saint Mary's, 12-14-04  
 Career 2 at Saint Mary's, 1-7-04

**Free Throws Attempted**  
 Season 2 vs. Saint Mary's, 12-14-04  
 Career 4 vs. Saint Mary's, 1-7-04


**Steals**  
 Season 1 vs. California, 12-11-04  
 1 vs. Monmouth, 11-22-04  
 Career 1 - eight times

**Blocked Shots**  
 Season 1 at UCSB, 12-4-04  
 Career 2 at Colorado St., 3-3-03

**Minutes Played**  
 Season 19 at UCSB, 12-4-04  
 Career 19 at UCSB, 12-4-04  
 19 vs. UCSD, 12-2-02

# 20 • Trimaine Davis

Forward • 6-8 • 233 • Junior • West Pittsburg, Calif. (West Pittsburg High)



Brings incredibly high energy off the bench for San Diego State... Has taken over the responsibility of team captain for SDSU while Chris Walton has been sidelined... One of eight players to see action in all eight games this season... Has played 10 or more minutes five times this season after doing so just twice in the Aztecs' previous 42 games prior to this season... Connected on 12-of-20 attempts (60.0 percent) from the field this season and 39-of-69 (56.5 percent) in his career... Made 16 of his last 26 attempts from the field dating back to last season... Scored in four consecutive games earlier this season for the first time in his career... Season averages prorated over 40 minutes are rather impressive: 11.0 points and 7.0 rebounds.

**Trends:** San Diego State is 4-2 this season when he scores.

**2004-05 Game-By-Game Statistics**

Date	Opponent	S	MP	FG-FGA	3FG-FGA	FT-FTA	REB	PF	A	TO	BK	S	TP
N.19	UC Santa Barbara		2	0-0	0-0	0-0	1	0	0	0	0	0	0
N.22	Monmouth		16	1-3	0-0	0-0	3	3	0	0	0	1	2
N.27	UC San Diego		14	4-5	0-0	0-0	2	4	0	1	0	0	8
D.1	San Diego		6	1-1	0-0	0-0	2	0	0	0	0	0	2
D.4	at UC Santa Barbara		19	2-3	0-0	0-2	3	0	1	0	1	0	4
D.7	at Washington		9	0-1	0-0	0-0	1	0	0	0	0	0	0
D.11	California		15	2-2	0-0	0-1	1	2	0	0	0	1	4
D.14	Saint Mary's		10	2-5	0-0	1-2	3	3	0	0	0	0	5
D.18	at Loyola Marymount												
D.21	Cal State Fullerton												
D.28	at Iowa State												
D.31	Providence												
J.3	South Dakota State												
J.8	at Brigham Young*												
J.15	at UNLV*												
J.22	Wyoming*												
J.24	Colorado State*												
J.29	at Air Force*												
J.31	at New Mexico*												
F.5	Utah*												
F.7	Brigham Young*												
F.12	UNLV*												
F.19	at Colorado State*												
F.21	at Wyoming*												
F.26	New Mexico*												
F.28	Air Force*												
M.5	at Utah*												
M.10-12	at Mountain West Conference Championships												

**► Davis Career Statistics**

Year	G-GS	Min.-Avg.	FG-FGA	Pct.	3P-3PA	Pct.	FT-FTA	Pct.	OR	DR	Reb	Avg.	PF-D	AT	TO	BS	ST	Pts.	Avg.
02-03	24-0	166-6.9	16-26	.615	0-0	.000	3-7	.429	4	22	26	1.1	36-2	1	6	2	5	35	1.5
03-04	17-0	89-5.2	11-23	.478	0-0	.000	4-6	.667	9	8	17	1.0	15-0	2	3	4	1	26	1.5
04-05	8-0	91-11.4	12-20	.600	0-0	.000	1-5	.200	8	8	16	2.0	12-0	1	1	1	2	25	3.1
<b>Totals</b>	<b>49-0</b>	<b>346-7.1</b>	<b>39-69</b>	<b>.565</b>	<b>0-0</b>	<b>.000</b>	<b>8-18</b>	<b>.444</b>	<b>21</b>	<b>38</b>	<b>59</b>	<b>1.2</b>	<b>63-2</b>	<b>4</b>	<b>10</b>	<b>7</b>	<b>8</b>	<b>86</b>	<b>1.8</b>

**Season/Career Highs**

**Points**  
Career 14 at Washington, 12-7-04

**Rebounds**  
Career 7 vs. Saint Mary's, 12-14-04

**Assists**  
Career 6 vs. Monmouth, 11-22-04

**Field Goals**  
Career 5 at Washington, 12-7-04

**Field Goals Attempted**  
Career 11 at Washington, 12-7-04

**Three-Point Field Goals**  
Career 1 vs. UCSD, 11-22-04  
1 vs. Monmouth, 11-22-04

**Three-Point Field Goals Attempted**  
Career 3 vs. Monmouth, 11-22-04

**Free Throws**  
Career 4 vs. Saint Mary's, 12-14-04  
4 at Washington, 12-7-04

**Free Throws Attempted**  
Career 5 vs. Saint Mary's, 12-14-04  
5 vs. Monmouth, 11-22-04

**Steals**  
Career 3 at Washington, 12-7-04  
3 vs. UCSD, 11-27-04

**Blocked Shots**  
Career

**Minutes Played**  
Career 32 vs. Saint Mary's, 12-14-04

# 21 • Matt Thomas

Guard • 6-3 • 191 • Freshman • Riverside, Calif. (Martin Luther King High)



**MWC Rankings (as of 12/13):** 13th in steals

One of eight players to play in all eight games... Made his first career start and played a career-high 32 minutes against Saint Mary's (12-14-04)... Only freshman to play in every game of the season... Had a string of 10 consecutive free throws mad broken against Saint Mary's (12-14-04) but has made 12-of-15 after making just 3-of-9 to open the season... His 17 assists this season are second on the team, despite averaging 20.6 minutes per game, sixth highest total on the squad... Nine steals ranks third on the team... With 17 assists and 16 turnovers he joins Chris Manker and Tyler Smith as the only Aztec players with more assists than turnovers... Posted a career-best 14 points at Washington (12-7-04)... Has 30 points, 12 rebounds and six steals in last three games (75 minutes)... Had a string of at least one assist in seven games broken against Saint Mary's (12-14-04)... Has recorded a rebound in all eight games including a career-high seven boards against Saint Mary's (12-14-00).

**Trends:** San Diego State is 3-2 this when Thomas plays 17 or more minutes... The Aztecs are 3-1 when he has more assists than turnovers.

**2004-05 Game-By-Game Statistics**

Date	Opponent	S	MP	FG-FGA	3FG-FGA	FT-FTA	REB	PF	A	TO	BK	S	TP
N.19	UC Santa Barbara		6	1-2	0-0	0-0	1	1	1	0	0	0	2
N.22	Monmouth		27	3-8	1-3	1-5	5	0	6	3	0	0	8
N.27	UC San Diego		24	2-3	1-1	2-2	4	1	2	1	0	3	7
D.1	San Diego		17	2-7	0-1	0-2	5	1	1	3	0	0	4
D.4	at UC Santa Barbara		16	0-3	0-0	2-4	2	0	3	2	0	0	2
D.7	at Washington		27	5-11	0-1	4-4	3	2	3	4	0	3	14
D.11	California		16	2-5	0-1	2-2	2	3	1	2	0	2	6
D.14	Saint Mary's	S	32	3-10	0-2	4-5	7	2	0	1	0	1	10
D.18	at Loyola Marymount												
D.21	Cal State Fullerton												
D.28	at Iowa State												
D.31	Providence												
J.3	South Dakota State												
J.8	at Brigham Young*												
J.15	at UNLV*												
J.22	Wyoming*												
J.24	Colorado State*												
J.29	at Air Force*												
J.31	at New Mexico*												
F.5	Utah*												
F.7	Brigham Young*												
F.12	UNLV*												
F.19	at Colorado State*												
F.21	at Wyoming*												
F.26	New Mexico*												
F.28	Air Force*												
M.5	at Utah*												
M.10-12	at Mountain West Conference Championships												

**► Thomas Career Statistics**


Year	G-GS	Min.-Avg.	FG-FGA	Pct.	3P-3PA	Pct.	FT-FTA	Pct.	OR	DR	Reb	Avg.	PF-D	AT	TO	BS	ST	Pts.	Avg.
04-05	8-1	165-20.6	18-49	.367	2-9	.222	15-24	.625	13	16	29	3.6	10-0	17	16	0	9	53	6.6

**Season/Career Highs**

<b>Points</b>	Career 6 vs. UCSD, 11-27-04
<b>Rebounds</b>	Career
<b>Assists</b>	Career
<b>Field Goals</b>	Career 2 vs. UCSD, 11-27-04
<b>Field Goals Attempted</b>	Career 2 vs. UCSD, 11-27-04
<b>Three-Point Field Goals</b>	Career
<b>Three-Point Field Goals Attempted</b>	Career
<b>Free Throws</b>	Career 2 vs. UCSD, 11-27-04
<b>Free Throws Attempted</b>	Career 4 vs. UCSD, 11-27-04
<b>Steals</b>	Career
<b>Blocked Shots</b>	Career
<b>Minutes Played</b>	Career 4 vs. UCSD, 11-27-04

# 31 • Jared Ines

Forward • 6-7 • 234 • Senior • Modesto, Calif. (Ceres High/Ohlone College)



Senior walk-on player entering his second season with the program... Played in five games and has made the most of his opportunities... In just nine minutes, he has scored eight points... Had career-best six points in four minutes against UC San Diego (11-27-04)... Also had two points at Washington (12-7-04).

**2004-05 Game-By-Game Statistics**

Date	Opponent	S	MP	FG-FGA	3FG-FGA	FT-FTA	REB	PF	A	TO	BK	S	TP
N.19	UC Santa Barbara		1	0-0	0-0	0-0	0	0	0	0	0	0	0
N.22	Monmouth		DNP - Coach's Decision										
N.27	UC San Diego		4	2-2	0-0	2-4	0	0	0	0	0	0	6
D.1	San Diego		1	0-0	0-0	0-0	0	0	0	0	0	0	0
D.4	at UC Santa Barbara		2	0-0	0-0	0-2	0	0	0	0	0	0	0
D.7	at Washington		1	1-1	0-0	0-0	0	0	0	0	0	0	2
D.11	California		DNP - Coach's Decision										
D.14	Saint Mary's		DNP - Coach's Decision										
D.18	at Loyola Marymount												
D.21	Cal State Fullerton												
D.28	at Iowa State												
D.31	Providence												
J.3	South Dakota State												
J.8	at Brigham Young*												
J.15	at UNLV*												
J.22	Wyoming*												
J.24	Colorado State*												
J.29	at Air Force*												
J.31	at New Mexico*												
F.5	Utah*												
F.7	Brigham Young*												
F.12	UNLV*												
F.19	at Colorado State*												
F.21	at Wyoming*												
F.26	New Mexico*												
F.28	Air Force*												
M.5	at Utah*												
M.10-12	at Mountain West Conference Championships												

**► Ines Career Statistics**

Year	G-GS	Min.-Avg.	FG-FGA	Pct.	3P-3PA	Pct.	FT-FTA	Pct.	OR	DR	Reb	Avg.	PF-D	AT	TO	BS	ST	Pts. Avg.
04-05	5-0	9-1.8	3-3	100.0	0-0	.000	2-6	.333	0	0	0	0.0	0-0	0	0	0	0	8 1.6

**Season/Career Highs**

**Points**  
 Season 23 vs. UCSD, 11-27-04  
 Career 23 vs. UCSD, 11-27-04

**Rebounds**  
 Season 8 vs. UCSB, 11-19-04  
 Career 9 vs. UCSD, 12-6-03

**Assists**  
 Season 3 vs. California, 12-11-04  
 3 vs. UCSD, 11-27-04  
 Career 3 vs. California, 12-11-04  
 3 vs. UCSD, 11-27-04

**Field Goals**  
 Season 9 vs. San Diego, 12-1-04  
 9 vs. UCSD, 11-27-04  
 Career 9 vs. San Diego, 12-1-04  
 9 vs. UCSD, 11-27-04

**Field Goals Attempted**  
 Season 13 vs. San Diego, 12-1-04  
 13 vs. UCSD, 11-27-04  
 13 vs. UCSB, 11-19-04  
 Career 13 vs. San Diego, 12-1-04  
 13 vs. UCSD, 11-27-04  
 13 vs. UCSB, 11-19-04

**Three-Point Field Goals**  
 Season 3 vs. San Diego, 12-1-04  
 Career 4 at Wyoming, 1-26-04

**Three-Point Field Goals Attempted**  
 Season 7 vs. San Diego, 12-1-04  
 Career 8 vs. UCSD, 12-6-03  
 8 vs. Wyoming, 12-16-00

**Free Throws**  
 Season 5 vs. UCSD, 11-27-04  
 Career 5 vs. UCSD, 11-27-04

**Free Throws Attempted**  
 Season 5 vs. UCSD, 11-27-04  
 Career 6 vs. IPFW, 12-30-02

**Steals**  
 Season 3 vs. UCSB, 11-19-04  
 Career 3 vs. UCSB, 11-19-04

**Blocked Shots**  
 Season 3 vs. San Diego, 12-1-04  
 Career 3 vs. San Diego, 12-1-04

**Minutes Played**  
 Season 35 vs. UCSB, 11-19-04  
 Career 35 vs. UCSB, 11-19-04

# 33 • Chris Manker

Center • 7-0 • 225 • Senior • West Des Moines, Iowa

(Laguna Beach (Calif.) High/Oregon State University)



**MWC Rankings (as of 12/17):** 14th in field goal percentage, 15th in scoring

One of the real surprises in the Mountain West Conference this season, he has already reached 92.0 percent of his scoring, 41.2 percent of his rebounding 140.0 percent of his assist total from last season... Possibly the most telling stat of his value is in his hockey plus-minus rating... When Manker is in the game, SDSU has outscored its opponents by 51 points in those 200 minutes... In the other 125 minutes he has not been on the floor, the Aztecs have been outscored by 23 points... Already has 26 two-point field goals this season after connecting on 17 all of last season and 52 in his first three seasons combined... Played in all eight games this season and has started six games... Started six games this season after starting five his first three seasons combined... Has three double-figure scoring games this season after posting three in his first three seasons combined... Currently has a streak of 10 consecutive free throws made... One of two players to record a point, rebound and an assist in each of the first seven games this season (Brandon Heath)... Set a then-career high with 17 points, and added eight rebounds and a career-high three steals against UC Santa Barbara (11-19-04)... Against UC San Diego (11-27-04), scored his current career-high of 23 points on 8-for-13 shooting, all from inside the arc, and added a career-best 5-for-5 performance from the charity stripe... Also set a new career-mark against UC San Diego (11-27-04) with three assists, which he matched against California (12-11-04).

**Trends:** San Diego State is 2-1 this season and 9-2 in Manker's career when he blocks a shot... Dating back to his days at Oregon State, Manker's teams are 12-3 when he blocks a shot... SDSU is 3-2 this season and 12-7 in his career when Manker shoots 50 percent or better from the field.

## 2004-05 Game-By-Game Statistics

Date	Opponent	S	MP	FG-FGA	3FG-FGA	FT-FTA	REB	PF	A	TO	BK	S	TP
N.19	UC Santa Barbara		35	7-13	2-6	1-4	8	2	2	1	0	3	17
N.22	Monmouth	S	21	3-6	1-3	2-3	2	1	1	2	0	0	9
N.27	UC San Diego	S	28	9-13	0-2	5-5	5	0	3	0	1	1	23
D.1	San Diego	S	32	9-13	3-7	1-1	6	1	2	2	3	1	22
D.4	at UC Santa Barbara	S	29	2-6	1-3	0-0	3	4	1	1	0	0	5
D.7	at Washington	S	20	3-9	2-5	0-0	1	4	1	3	1	0	8
D.11	California	S	23	0-6	0-4	2-2	1	1	3	1	0	1	2
D.14	Saint Mary's		12	2-4	0-2	2-2	2	0	1	1	0	1	6
D.18	at Loyola Marymount												
D.21	Cal State Fullerton												
D.28	at Iowa State												
D.31	Providence												
J.3	South Dakota State												
J.8	at Brigham Young*												
J.15	at UNLV*												
J.22	Wyoming*												
J.24	Colorado State*												
J.29	at Air Force*												
J.31	at New Mexico*												
F.5	Utah*												
F.7	Brigham Young*												
F.12	UNLV*												
F.19	at Colorado State*												
F.21	at Wyoming*												
F.26	New Mexico*												
F.28	Air Force*												
M.5	at Utah*												
M.10-12	at Mountain West Conference Championships												

## ► Manker Career Statistics

\* - At Oregon St.

Year	G-GS	Min.-Avg.	FG-FGA	Pct.	3P-3PA	Pct.	FT-FTA	Pct.	OR	DR	Reb	Avg.	PF-D	AT	TO	BS	ST	Pts.	Avg.
00-01*	21-3	252-12.0	12-42	.286	6-30	.200	3-5	.600	13	28	41	2.0	29-1	10	15	5	4	33	1.6
02-03	25-1	199-8.0	27-68	.397	16-45	.356	3-9	.333	11	19	30	1.2	24-0	4	16	5	3	73	3.0
03-04	29-1	293-10.1	37-98	.378	20-56	.357	6-14	.429	24	44	68	2.3	26-0	10	16	4	5	100	3.4
04-05	8-6	200-25.0	35-70	.500	9-32	.281	13-17	.765	13	15	28	3.5	13-0	14	11	5	7	92	11.5
<b>Totals</b>	<b>83-11</b>	<b>944-11.4</b>	<b>111-278</b>	<b>.399</b>	<b>51-163</b>	<b>.313</b>	<b>25-45</b>	<b>.556</b>	<b>61</b>	<b>106</b>	<b>167</b>	<b>2.0</b>	<b>92-1</b>	<b>38</b>	<b>58</b>	<b>19</b>	<b>19</b>	<b>298</b>	<b>3.6</b>

**Season/Career Highs**

**Points**  
 Season 28 vs. UCSB, 11-19-04  
 Career 28 vs. UCSB, 11-19-04

**Rebounds**  
 Season 13 vs. UCSB, 11-19-04  
 Career 15 vs. CSU, 2-23-04

**Assists**  
 Season 3 vs. San Diego, 12-1-04  
 3 vs. UCSD, 11-27-04  
 Career 4 at Saint Mary's, 1-7-04

**Field Goals**  
 Season 8 - four times  
 Career 8 - five times

**Field Goals Attempted**  
 Season 20 vs. California, 12-11-04  
 Career 20 vs. California, 12-11-04

**Three-Point Field Goals**  
 Season 3 at UCSB, 12-4-04  
 Career 3 at UCSB, 12-4-04  
 3 vs. LBSU, 11-21-03

**Three-Point Field Goals Attempted**  
 Season 4 vs. California, 12-11-04  
 4 at UCSB, 12-4-04  
 Career 4 vs. California, 12-11-04  
 4 at UCSB, 12-4-04

**Free Throws**  
 Season 12 vs. UCSB, 11-19-04  
 Career 12 vs. UCSB, 11-19-04

**Free Throws Attempted**  
 Season 14 vs. Saint Mary's, 12-14-04  
 14 vs. Monmouth, 11-22-04  
 14 vs. UCSB, 11-19-04  
 Career 14 vs. Saint Mary's, 12-14-04  
 14 vs. Monmouth, 11-22-04  
 14 vs. UCSB, 11-19-04

**Steals**  
 Season 4 vs. UCSB, 11-19-04  
 Career 5 at UNM, 2-28-04

**Blocked Shots**  
 Season 3 vs. UCSD, 11-27-04  
 Career 3 vs. UCSD, 11-27-04

**Minutes Played**  
 Season 41 vs. UCSB, 11-19-04  
 Career 41 vs. UCSB, 11-19-04

# 42 • Marcus Slaughter

Forward • 6-8 • 223 • Sophomore • Riverside, Calif. (J.W. North High)



**National Rankings (as of 12/14):** 17th in scoring  
**MWC Rankings (as of 12/17):** 1st in scoring, 1st in offensive rebounding, 3rd in steals, 4th in rebounding, 6th in defensive rebounding, 7th in blocked shots, 13th in field goal percentage  
 Not only one of the top players in the Mountain West Conference, but the entire West Coast... Leads the MWC in scoring and ranked among the league's top 13 in seven different categories... Has scored in double figures in eight straight games (had not scored in double figures in three consecutive games prior to this streak) after scoring 10+ points in eight games all of last season... Has a MWC-high four 20-point scoring games this season... Had a streak of at least one three-point field goal in five straight games (broken against Saint Mary's (12-14-04))... Has seven or more rebounds in five straight games (averaging 8.6 rpg during that stretch)... Connected on five of his last 11 attempts from three-point range (45.5 percent)... Has two double-doubles this season and four in his career... Led the team in scoring five times this season and six times in his career... Led team in rebounding six times this season and 16 times in his career... Has eight double-figure scoring games this season and 16 in his career... Has two double-figure rebound games this season and six in his career... Started 25 consecutive games (last non-start was Dec. 31, 2003)... Has shot 14 free throws in a game three times this season... Attempting 8.75 free throws per game, which averaged out over a 28-game season would be 245 attempts... That figure would be six short of the school record set by Michael Cage in 1983-84... Needs six more free throw attempts to match last season's 30-game total of 76.

**Trends:** San Diego State is 3-1 this season when Slaughter shoots better than 50 percent from the field.

**2004-05 Game-By-Game Statistics**

Date	Opponent	S	MP	FG-FGA	3FG-FGA	FT-FTA	REB	PF	A	TO	BK	S	TP
N.19	UC Santa Barbara	S	41	8-16	0-2	12-14	13	5	1	5	0	4	28
N.22	Monmouth	S	35	4-6	0-0	10-14	7	2	0	4	2	2	18
N.27	UC San Diego	S	30	7-11	1-3	5-7	4	0	3	0	3	2	20
D.1	San Diego	S	35	4-9	1-3	3-5	12	4	3	4	2	0	12
D.4	at UC Santa Barbara	S	33	8-13	3-4	5-5	7	4	1	3	0	0	24
D.7	at Washington	S	36	8-13	1-2	4-9	7	3	1	4	2	2	21
D.11	California	S	39	8-20	1-4	1-2	9	3	1	2	1	2	18
D.14	Saint Mary's	S	35	3-6	0-1	9-14	8	3	0	3	0	3	15
D.18	at Loyola Marymount												
D.21	Cal State Fullerton												
D.28	at Iowa State												
D.31	Providence												
J.3	South Dakota State												
J.8	at Brigham Young*												
J.15	at UNLV*												
J.22	Wyoming*												
J.24	Colorado State*												
J.29	at Air Force*												
J.31	at New Mexico*												
F.5	Utah*												
F.7	Brigham Young*												
F.12	UNLV*												
F.19	at Colorado State*												
F.21	at Wyoming*												
F.26	New Mexico*												
F.28	Air Force*												
M.5	at Utah*												
M.10-12	at Mountain West Conference Championships												

**► Slaughter Career Statistics**

Year	G-GS	Min.-Avg.	FG-FGA	Pct.	3P-3PA	Pct.	FT-FTA	Pct.	OR	DR	Reb	Avg.	PF-D	AT	TO	BS	ST	Pts.	Avg.
03-04	30-18	755-25.2	87-184	.473	8-24	.333	55-76	.724	84	120	204	6.8	67-2	22	36	17	34	237	7.9
04-05	8-8	284-35.5	50-94	.532	7-19	.368	49-70	.700	28	39	67	8.4	24-1	10	25	10	15	156	19.5
<b>Totals</b>	<b>38-26</b>	<b>1,039-27.3</b>	<b>137-278</b>	<b>.493</b>	<b>15-43</b>	<b>.349</b>	<b>104-146</b>	<b>.712</b>	<b>112</b>	<b>159</b>	<b>271</b>	<b>7.1</b>	<b>91-3</b>	<b>32</b>	<b>61</b>	<b>27</b>	<b>49</b>	<b>393</b>	<b>10.3</b>

**Season/Career Highs**

**Points**  
Career 7 vs. Monmouth, 11-22-04

**Rebounds**  
Career 8 vs. Monmouth, 11-22-04

**Assists**  
Career 1 vs. Siant Mary's, 12-14-04  
1 at UCSB, 12-4-04  
1 vs. San Diego, 12-1-04

**Field Goals**  
Career 3 vs. Monmouth, 11-22-04

**Field Goals Attempted**  
Career 6 vs. Monmouth, 11-22-04

**Three-Point Field Goals**  
Career

**Three-Point Field Goals Attempted**  
Career

**Free Throws**  
Career 1 vs. UCSD, 11-27-04  
1 vs. Monmouth, 11-22-04

**Free Throws Attempted**  
Career 2 vs. UCSD, 11-27-04

**Steals**  
Career 3 at Washington, 12-7-04

**Blocked Shots**  
Career 2 at Washington, 12-7-04

**Minutes Played**  
Career 31 at Washington, 12-7-04

# 50 • Mohamed Camara

Center • 6-10 • 265 • Junior • Conakry, Guinea

(Moore (Ky.) High/Riverside (Calif.) College)



**MWC Rankings (as of 12/17):** 9th in offensive rebounding, 12th in rebounding

One of four players to start every game this season and one of eight Aztecs to play in all eight this season... Averages 8.7 rebounds per 40 minutes... Has six steals in the last three games... Scored in three straight games and six of his last seven contests.

**Trends:** San Diego State is 3-0 this season when he shoots 50 percent or better from the floor.

**2004-05 Game-By-Game Statistics**

Date	Opponent	S	MP	FG-FGA	3FG-FGA	FT-FTA	REB	PF	A	TO	BK	S	TP
N.19	UC Santa Barbara	S	14	0-0	0-0	0-0	5	2	0	0	1	0	0
N.22	Monmouth	S	23	3-6	0-0	1-1	8	2	0	1	0	0	7
N.27	UC San Diego	S	19	2-4	0-0	1-2	4	1	0	0	1	0	5
D.1	San Diego	S	31	2-2	0-0	0-0	5	3	1	1	1	2	4
D.4	at UC Santa Barbara	S	19	0-0	0-0	0-0	3	3	1	1	0	0	0
D.7	at Washington	S	31	1-3	0-0	0-0	7	1	0	0	2	3	2
D.11	California	S	26	3-9	0-0	0-0	7	1	0	2	0	1	6
D.14	Saint Mary's	S	21	1-4	0-0	0-2	1	5	1	2	0	2	2
D.18	at Loyola Marymount												
D.21	Cal State Fullerton												
D.28	at Iowa State												
D.31	Providence												
J.3	South Dakota State												
J.8	at Brigham Young*												
J.15	at UNLV*												
J.22	Wyoming*												
J.24	Colorado State*												
J.29	at Air Force*												
J.31	at New Mexico*												
F.5	Utah*												
F.7	Brigham Young*												
F.12	UNLV*												
F.19	at Colorado State*												
F.21	at Wyoming*												
F.26	New Mexico*												
F.28	Air Force*												
M.5	at Utah*												
M.10-12	at Mountain West Conference Championships												

**► Camara Career Statistics**

Year	G-GS	Min.-Avg.	FG-FGA	Pct.	3P-3PA	Pct.	FT-FTA	Pct.	OR	DR	Reb	Avg.	PF-D	AT	TO	BS	ST	Pts.	Avg.
04-05	8-8	184-23.0	12-28	.429	0-0	.000	2-5	.400	18	22	40	5.0	18-1	3	7	5	8	26	3.3



# Last Time It Happened

## TEAM MISCELANEOUS

San Diego State played an overtime game	Nov. 19, 2004, vs. UC Santa Barbara - ot-L, 72-80
San Diego State won an overtime game	Mar. 19, 2003, vs. UC Santa Barbara - ot-W, 67-62
San Diego State played a double overtime game	Jan. 24, 2004, at Colorado State - 2ot - L, 82-92
San Diego State played a triple overtime game	Jan. 2, 2000, vs. Air Force - 3ot - L, 77-81
San Diego State played consecutive overtime games	Jan. 22 and 26, 2002, vs. Wyoming - ot-L, 85-88 and vs. UNLV - ot-L, 79-80
San Diego State won a game in the final seconds	Mar. 2, 2002, vs. Air Force, Al Faux jumper right wing (:02.6) - W, 49-47
San Diego State lost a game in the final seconds	Jan. 26, 2002, vs. UNLV, Louis Amundson made front end of two-shot foul (:02.4) - ot-L, 79-80

## TEAM SCORING

San Diego State scored 100 or more points	Dec. 2, 1998, vs. Southern Cal College - W, 103-49
San Diego State scored 90 or more points	Dec. 18, 2003, vs. Cal Poly - W, 90-71
San Diego State scored 80 or more points	Dec. 1, 2004, vs. San Diego - W, 83-63
San Diego State scored less than 50 points	Mar. 1, 2004, at Air Force - L, 49-61
An opponent scored 100 or more points	Mar. 3, 2003, at Colorado State - L, 89-102
An opponent scored less than 50 points	Nov. 21, 2003, vs. Long Beach State - W, 74-44
San Diego State scored 50 or more points in a half	Nov. 27, 2004, vs. UC San Diego (51 in 2nd half) - W, 86-51
San Diego State scored 40 or more points in a half	Dec. 1, 2004, vs. San Diego (45 in 2nd half) - W, 83-63
San Diego State won by 40 or more points	Nov. 27, 2000, vs. UC San Diego - W, 98-53
San Diego State won by 30 or more points	Nov. 27, 2004, vs. UC San Diego - W, 86-51
San Diego State won by 20 or more points	Dec. 1, 2004, vs. San Diego - W, 83-63

## INDIVIDUAL SCORING

SDSU player had 50 or more points	Feb. 20, 1986, Anthony Watson (54) vs. U.S. International - W, 138-93
SDSU player had 40 or more points	Feb. 20, 1986, Anthony Watson (54) vs. U.S. International - W, 138-93
SDSU player had 35 or more points	Feb. 10, 1990, Shawn Jamison (37) vs. U.S. International - W, 138-93
SDSU player had 30 or more points	Dec. 31, 2003, Aerick Sanders (34) vs. Portland - W, 67-61
SDSU player made 10 or more field goals in a game	Mar. 6, 2004, Aerick Sanders (10-19) vs. Utah - L, 53-66
SDSU player scored 20 or more points in a half	Nov. 19, 2004, Marcus Slaughter (20 in 2nd half) vs. UC Santa Barbara - ot-L, 72-80

## MULTIPLE INDIVIDUAL SCORING

Three SDSU players had 20 points in same game	Dec. 1, 2001, Tony Bland (22), Al Faux (21), Randy Holcomb (20) vs. CSU Northridge - W, 80-70
Two SDSU players had 20 points in same game	Dec. 4, 2004, Marcus Slaughter (24), Brandon Heath (20) at UC Santa Barbara - W, 73-55
Five SDSU players scored in double figures in same game	Dec. 6, 2003, Wesley Stokes (18), Brandon Heath (12), Chris Manker (12), Aerick Sanders (12), Chris Walton (12) vs. UC San Diego - W, 76-51
Four SDSU players scored in double figures in same game	Dec. 1, 2004, Brandon Heath (26), Chris Manker (22), John Sharper (13), Marus Slaughter (12) vs. San Diego - W, 83-63

## CONSECUTIVE INDIVIDUAL SCORING

SDSU player had consecutive 30-point games	Jan. 27 and 30, 1986, Anthony Watson vs. Wyoming (30) and vs. Colorado State (31)
SDSU player had consecutive 20-point games	Dec. 4 and Dec. 7, 2004, Marcus Slaughter at UC Santa Barbara (24) and at Washington (21)
SDSU player had consecutive 10-plus made free-throw games	Nov. 19 and Nov. 22, 2004, Marcus Slaughter vs. UCSB (12) and vs. Monmouth (10)

## TEAM REBOUNDING

San Diego State had 45 or more rebounds	Jan. 24, 2004, at Colorado State (46) - 2ot-L, 82-92
San Diego State had 40 or more rebounds	Nov. 22, 2004, vs. Monmouth (41) - W, 69-65
+20-Rebound Margin	Nov. 22, 2004, vs. Monmouth (+21) - W 69-65
+15-Rebound Margin	Nov. 22, 2004, vs. Monmouth (+21) - W 69-65
+10-Rebound Margin	Dec. 1, 2004, vs. San Diego (+14) - W, 83-63

## INDIVIDUAL REBOUNDING

SDSU player had 20 or more rebounds	Feb. 6, 1984, Michael Cage (21) vs. Wyoming - ot-L, 73-83
SDSU player had 15 or more rebounds	Feb. 21, 2004, Aerick Sanders (16) vs. Wyoming - W, 74-66
SDSU player had 10 or more rebounds	Dec. 1, 2004, Marcus Slaughter (12) vs. San Diego - W, 83-63

## DOUBLE-DOUBLES

SDSU player had a triple-double	never
SDSU player had a double-double	Dec. 1, 2004, Marcus Slaughter (22 points, 12 rebounds) vs. San Diego - W, 83-63
SDSU player had a point-assist double-double	Jan. 2, 2000, Bradley Jackson (17 points, 11 assists) vs. High Point - W, 74-63
Two SDSU players had double-double in same game	Jan. 2, 2002, Randy Holcomb (22 points, 13 rebounds), Chris Walton (12 points, 10 rebounds) vs. IPFW - W, 90-72

# Last Time It Happened (cont.)

## Three SDSU players had double-double in same game

.....Dec. 7, 1982, Eddy Gordon (15 points, 11 rebounds), Keith Smith (14 points, 14 rebounds), Michael Cage (12 points, 11 rebounds) vs. Doane College - W, 100-88  
 SDSU player had three consecutive double-doubles  
 .....Jan. 17, 24 and 26, 2004, Aerick Sandes (23 points, 10 rebs.) vs. UNLV, (15 points, 16 rebs.) at Colorado State, (12 points, 11 rebs.) at Wyoming

## TEAM ASSISTS

San Diego State had 25 or more assists .....Dec. 1, 2001, vs. Cal State Northridge (26) - W, 80-70  
 San Diego State had 20 or more assists .....Nov. 27, 2004, vs. UC San Diego (23) - W, 86-51  
 San Diego State had 15 or more assists .....Dec. 4, 2004, vs. UC Santa Barbara (16) - W, 73-55

## INDIVIDUAL ASSISTS

SDSU player had 15 or more assists .....Mar. 7, 1981, Tony Gwynn (16) vs. New Mexico - W, 92-84  
 SDSU player had 10 or more assists .....Mar. 1, 2001, Deandre Moore (11) vs. Wyoming - L, 62-69

## TEAM STEALS

San Diego State had 15 or more steals .....Nov. 27, 2004, vs. UC San Diego (15) - W, 86-51  
 San Diego State had 10 or more steals .....Dec. 14, 2004, vs. Saint Mary's (12) - L, 64-73

## INDIVIDUAL STEALS

SDSU player had 9 or more steals .....Feb. 20, 1986, Tracy Dildy (9) vs. USIU - W, 138-93  
 SDSU player had 5 or more steals .....Feb. 28, 2004, Marcus Slaughter (5) vs. New Mexico - L, 60-72

## TEAM BLOCKS

San Diego State had 10 or more blocks .....Jan. 21, 2002, vs. Wyoming (11) - ot-L, 85-88  
 San Diego State had 5 or more blocks .....Dec. 7, 2004, at Washington (6) - L, 69-98

## INDIVIDUAL BLOCKS

SDSU player had 5 or more blocks .....Jan. 6, 2004, Aerick Sanders (5) vs. Saint Mary's - L, 66-80  
 SDSU player had 3 or more blocks .....Dec. 1, 2004, Chris Manker (3) vs. San Diego - W, 83-63

## TEAM TURNOVERS

San Diego State had 10 or fewer turnovers .....Nov. 27, 2004, vs. UC San Diego (9) - W, 86-51  
 San Diego State forced 25 or more turnovers .....Nov. 27, 2004, vs. UC San Diego (27) - W, 86-51  
 San Diego State forced 20 or more turnovers .....Dec. 14, 2004, vs. Saint Mary's (20) - L, 64-73

## INDIVIDUAL MINUTES

SDSU player played 50 or more minutes .....Jan. 20, 2000, Myron Epps (50) vs. Air Force - 3ot-L, 77-81  
 SDSU player played 45 or more minutes .....Feb. 9, 2004, Aerick Sanders (45) at Brigham Young - ot-L, 69-83  
 SDSU player played 40 or more minutes .....Nov. 19, 2004, Brandon Heath and Marcus Slaughter (41) vs. UC Santa Barbara - ot-L, 72-80

## TEAM THREE-POINTERS

San Diego State made 15 or more three-point shots .....Dec. 2, 2002, vs. UC San Diego (16) - W, 87-57  
 San Diego State made 10 or more three-point shots .....Dec. 4, 2004, vs. UC Santa Barbara (12) - W, 73-55

## INDIVIDUAL THREE-POINTERS

SDSU player made 9 or more three-point shots .....Dec. 27, 1986, Tony Ross (9) vs. Manhattan - W, 77-69  
 SDSU player made 5 or more three-point shots .....Nov. 24, 2004, Brandon Heath (5) vs. Ohio State - W, 83-61

## TEAM FREE THROWS

San Diego State had a 85 percent or higher free-throw percentage (min. 15 att.) .....Dec. 3, 2003, vs. San Diego (87.5 percent - 14-16) - W, 66-63  
 San Diego State had a 80 percent or higher free-throw percentage (min. 15 att.) .....Feb. 17, 2004, at UNLV (80.0 percent 12-15) - L, 65-68  
 San Diego State attempted 40 or more free-throws .....Mar. 1, 2003, vs. Wyoming (42) - W, 86-73  
 San Diego State attempted 30 or more free-throws .....Dec. 14, 2004, vs. Saint Mary's (37) - L, 64-73

## INDIVIDUAL FREE THROWS

SDSU player made 10 or more free-throws in a game .....Nov. 22, 2004, Marcus Slaughter (10-14) vs. Monmouth - W, 69-65  
 SDSU player made 100% free-throw percentage (min. 10 att.) .....Dec. 13, 2003, Brandon Heath (10-10) at Texas Tech, L, 68-78

## TEAM SHOOTING PERCENTAGE

SDSU made 60 percent or better from the field .....Dec. 4, 2004, at UC Santa Barbara (60.0 percent - 27-45) - W, 73-55  
 SDSU made 55 percent or better from the field .....Dec. 4, 2004, at UC Santa Barbara (60.0 percent - 27-45) - W, 73-55  
 SDSU had consecutive 50% or better games ...Dec.1 and Dec. 4, 2004, vs. San Diego (53.6 percent - 30-56) and at UC Santa Barbara (60 percent - 27-45)

# SDSU Career Records

## Points

Rk	DI	Name, Years	Points
1.	1.	Michael Cage, 81-82-83-84	1,846
2.	2.	Anthony Watson, 83-84-85-86	1,735
3.	-	Tony Pinkins, 55-56-57	1,475
4.	-	Bob Brady, 52-53-54	1,389
5.	3.	Steve Copp, 73-74-75-76	1,307
6.	-	Al Skalecky, 66-67-68	1,271
7.	4.	Tony Ross, 87-88-89	1,259
8.	5.	Chad Nelson, 94-95-96-97	1,225
9.	6.	Will Connelly, 75-76-77	1,188
9.	-	Von Jacobsen, 69-70-71	1,188
11.	-	Bernie Finlay, 58-59-60	1,110
12.	7.	•Myron Epps, 99-00-01-02	1,090
13.	8.	Eddie Morris, 80-81-82-83	1,089
14.	-	Danny Newport, 54-55-56	1,048
15.	-	Milton Phelps, 39-40-41	1,043
16.	-	Dave Miller, 66-67-68	1,034
17.	9.	Leonard Allen, 82-83-84-85	1,019
18.	10.	•Tony Bland, 02-03	1,012
19.	11.	Kim Goetz, 78-79	1,005
20.	12.	•Randy Holcomb, 01-02	1,002
13.	13.	Joel Kramer, 74-76-77-78	949
14.	14.	Mike Dodd, 76-77-78-79	928
15.	15.	Tony Gwynn, 78-79-80-81	925
16.	16.	Jason Richey, 97-98	908
17.	17.	Courtie Miller, 90-91-92-93-94	891
18.	18.	Joe McNaull, 91-92-93	843
19.	19.	Steve Malovic, 78-79	838
20.	20.	Eddy Gordon, 80-81-82-83	807
21.	•Aerick Sanders, 01-02-03-04	806	
22.	22.	Jimmy Harris, 71-72	800
23.	23.	Mitch McMullen, 88-89	799
24.	24.	Zach Jones, 81-82	794
25.	•Al Faux, 01-02	794	
---			
nr.	•Brandon Heath, 04-05	549	
nr.	•Chris Walton, 01-02-04-05	446	
nr.	•Marcus Slaughter, 04-05	393	
nr.	•Wesley Stokes, 04	363	

## Scoring Average

<i>min. 600 points</i>			
Rk	DI	Name, Years	PPG
1.	-	Bob Brady, 52-53-54	18.8
2.	1.	Kim Goetz, 78-79	18.6
3.	-	Tony Pinkins, 55-56-57	18.1
4.	2.	Jason Richey, 97-98	17.5
5.	3.	Michael Cage, 81-82-83-84	16.5
6.	4.	•Randy Holcomb, 01-02	16.4
7.	5.	•Tony Bland, 02-03	16.1
8.	6.	Anthony Watson, 83-84-85-86	15.8
9.	-	Al Skalecky, 66-67-68	15.5
10.	-	Von Jacobsen, 69-70-71	15.4
11.	7.	Chris McMurray, 72-73	15.238
12.	8.	Steve Malovic, 78-79	15.236
13.	-	Bernie Finlay, 58-59-60	15.205
14.	-	Dick Maureau, 61-62	15.1
15.	9.	Marty Dow, 90-91	14.9
16.	10.	Jimmy Harris, 71-72	14.814
17.	11.	Tony Ross, 87-88-89	14.812
18.	12.	Zack Jones, 81-82	14.7
19.	13.	Will Connelly, 75-76-77	14.5
20.	-	Bob Lundgren, 67-68	14.3
21.	14.	Steve Copp, 73-74-75-76	14.1
15.	•Al Faux, 01-02	13.84	
16.	Mitch McMullen, 88-89	13.78	
17.	Matt Watts, 98-99	13.7	
18.	Marc Carter, 94-95	12.70	
19.	Presnell Gilbert, 77-78-79	12.68	
20.	Jimmy Wilkins, 71-72	12.6	

## Rebounds

Rk	DI	Name, Years	Rebounds
1.	1.	Michael Cage, 81-82-83-84	1,317
2.	-	Al Skalecky, 66-67-68	1,090
3.	-	Larry Meek, 63-64-65	764
4.	2.	Steve Copp, 73-74-75-76	737
5.	3.	Leonard Allen, 82-83-84-85	724
6.	4.	Joel Kramer, 74-76-77-79	711
7.	5.	•Aerick Sanders, 01-02-03-04	686
8.	-	Noel Mickelsen, 54-55-56	642
9.	6.	Will Connelly, 75-76-77	641
10.	7.	Eddy Gordon, 80-81-82-83	631
11.	-	Tony Pinkins, 55-56-57	604
8.	8.	Joe McNaull, 91-92-93	572
9.	•Marcelo Correa, 97-98-99-00-01	522	
10.	•Myron Epps, 99-00-01-02	508	
11.	Chris McMurray, 72-73	492	
12.	Steve Malovic, 78-79	484	
13.	•Randy Holcomb, 01-02	481	
14.	Allen Bunting, 74-75-76	456	
15.	Larry Jones, 72-73	420	
16.	Marty Dow, 90-91	415	
17.	Rodney Hawkins, 86-87-88	413	
18.	Mitch McMullen, 88-89	408	
19.	Leon Carter, 95-96	395	
20.	John Martens, 83-84-85-86	372	
21.	Chad Nelson, 94-95-96-97	370	
22.	Anthony Watson, 83-84-85-86	362	
23.	John Anderson, 73-74	354	
24.	Roy Krusiwyk, 97-98	346	
25.	Marc Carter, 94-95	344	
---			
nr.	•Chris Walton, 01-02-04-05	322	
nr.	•Marcus Slaughter, 04-05	271	
nr.	•Tommy Johnson, 02-03-04-05	149	
nr.	•Chris Manker, 04-05	126	

## Rebound Average

<i>min. 50 games</i>			
Rk	DI	Name, Years	RPG
1.	-	Al Skalecky, 66-67-68	13.3
1.	1.	Michael Cage, 81-82-83-84	11.8
2.	2.	Steve Malovic, 78-79	8.8
3.	3.	Marty Dow, 90-91	8.0
4.	4.	Steve Copp, 73-74-75-76	7.9247
5.	5.	Larry Jones, 72-73	7.9245
6.	•Randy Holcomb, 01-02	7.88	
7.	7.	Will Connelly, 75-76-77	7.8
8.	8.	Joel Kramer, 74-76-77-78	7.2
9.	9.	Mitch McMullen, 88-89	7.0
10.	10.	Leon Carter, 95-96	6.9
11.	11.	John Anderson, 73-74	6.8
12.	12.	Joe McNaull, 91-92-93	6.7
13.	•Aerick Sanders, 01-02-03-04	6.294	
14.	14.	Roy Krusiwyk, 97-98	6.290
15.	15.	Leonard Allen, 82-83-84-85	6.24
16.	16.	Marc Carter, 94-95	6.1
17.	17.	Rodney Hawkins, 86-87-88	5.900
18.	18.	Eddy Gordon, 80-81-82-83	5.897
19.	19.	Kevin Betts, 97-98	5.89
20.	20.	Allen Bunting, 74-75-76	5.8

## Assists

<i>since 1972-73 season</i>			
Rk	DI	Name, Years	Assists
1.	1.	Tony Gwynn, 78-79-80-81	590
2.	2.	Chad Nelson, 94-95-96-97	412
3.	3.	Mark Delsman, 74-75-76-77	376
4.	4.	Anthony Watson, 83-84-85-86	356
5.	5.	Keith Smith, 82-83	349
6.	•Deandre Moore, 01-02-03	339	
7.	7.	Dean Decker, 77-78	307
8.	8.	Ray Leary, 74-75-76	279
9.	9.	Mike Dodd, 76-77-78-79	271
10.	10.	Creon Dorsey, 85-86	263

11.	11.	Bryan Williams, 88-89	243
12.	12.	Michael Best, 89-90	238
13.	13.	•Tony Bland, 02-03	213
14.	14.	Arthur Massey, 90-91	212
15.	15.	Jeff Konek, 85	211
16.	16.	•David Abramowitz, 99-00-01	189
17.	17.	Jason Richey, 97-98	184
17.	17.	Gary Earle, 74-75-76	184
19.	19.	•Wesley Stokes, 04	176
20.	20.	Steve Copp, 73-74-75-76	171
21.	21.	Matt Watts, 98-99	166
22.	22.	Joel Kramer, 74-76-77-78	162
23.	23.	Ray Barefield, 91-92-93	159
24.	24.	Tracy Dildy, 86-87	155
25.	25.	Raymond King, 96	150
26.	26.	•Chris Walton, 01-02-04-05	137
---			
nr.	•Tommy Johnson, 02-03-04-05	89	
nr.	•Brandon Heath, 04-05	83	
nr.	•John Sharper, 03-04-05	54	

## Assist Average

<i>min. 50 games; since 1972-73 season</i>			
Rk	DI	Name, Years	APG
1.	1.	Keith Smith, 82-83	6.6
2.	2.	Tony Gwynn, 78-79-80-81	5.51
3.	3.	Dean Decker, 77-78	5.48
4.	4.	Creon Dorsey, 85-86	4.5
5.	5.	Michael Best, 89-90	4.3
6.	•Deandre Moore, 01-02-03	3.9	
7.	7.	Jeff Konek, 85	3.702
8.	8.	Chad Nelson, 94-95-96-97	3.679
9.	9.	Ray Leary, 74-75-76	3.671
10.	10.	Arthur Massey, 90-91	3.59

## Field Goals

Rk	DI	Name, Years	FG
1.	1.	Anthony Watson, 83-84-85-86	702
2.	2.	Michael Cage, 81-82-83-84	679
3.	3.	Steve Copp, 73-74-75-76	507
4.	-	Tony Pinkins, 55-56-57	495
5.	4.	Eddie Morris, 80-81-82-83	483
6.	-	Al Skalecky, 66-67-68	481
7.	5.	Will Connelly, 75-76-77	477
8.	-	Bob Brady, 52-53-54	461
9.	6.	Von Jacobsen, 69-70-71	457
10.	7.	Kim Goetz, 78-79	435
8.	8.	Tony Ross, 87-88-89	413
9.	•Myron Epps, 99-00-01-02	407	
10.	10.	Joel Kramer, 74-76-77-78	406
11.	11.	Leonard Allen, 82-83-84-85	396
12.	12.	Mike Dodd, 76-77-78-79	392
13.	•Randy Holcomb, 01-02	383	
14.	•Tony Bland, 02-03	365	
15.	15.	Chad Nelson, 94-95-96-97	344
16.	16.	Eddy Gordon, 80-81-82-83	343
17.	17.	Tony Gwynn, 78-79-80-81	340
18.	18.	Steve Malovic, 78-79	337
19.	•Aerick Sanders, 01-02-03-04	334	
20.	20.	Joe McNaull, 91-92-93	333
---			
nr.	•Brandon Heath, 04-05	188	
nr.	•Chris Walton, 01-02-04-05	173	
nr.	•Marcus Slaughter, 04-05	137	
nr.	•Wesley Stokes, 04	124	
nr.	•Tommy Johnson, 02-03-04-05	111	

## Field Goal Attempts

Rk	DI	Name, Years	FGA
1.	1.	Anthony Watson, 83-84-85-86	1,576
2.	2.	Michael Cage, 81-82-83-84	1,238
3.	3.	Steve Copp, 73-74-75-76	1,126
4.	4.	Eddie Morris, 80-81-82-83	1,098
5.	5.	Will Connelly, 75-76-77	1,020
6.	6.	Tony Ross, 87-88-89	933

7.	7.	Kim Goetz, 78-79	852
8.	8.	Chad Nelson, 84-85-86-87	814
9.	•Randy Holcomb, 01-02	812	
10.	•Tony Bland, 02-03	808	
11.	•Myron Epps, 99-00-01-02	803	
12.	12.	Joel Kramer, 74-76-77-78	779
13.	13.	Mike Dodd, 76-77-78-79	758
14.	14.	Matt Watts, 98-99	731
15.	15.	Jason Richey, 97-98	724
16.	16.	Eddy Gordon, 80-81-82-83	722
17.	17.	Tony Gwynn, 78-79-80-81	716
18.	18.	Jimmy Harris, 71-72	710
19.	19.	Berry Randle, 93-94-95-96	696
20.	20.	Leonard Allen, 82-83-84-85	692
---			
nr.	•Brandon Heath, 04-05	472	
nr.	•Chris Walton, 01-02-04-05	412	
nr.	•Wesley Stokes, 04	338	
nr.	•Tommy Johnson, 02-03-04-05	293	
nr.	•Marcus Slaughter, 04-05	278	

## Field Goal Percentage

<i>minimum 500 career attempts</i>			
Rk	DI	Name, Years	FG Pct.
1.	1.	Leonard Allen, 82-83-84-85	57.2
2.	2.	Mitch McMullen, 88-89	56.2
3.	3.	Marty Dow, 90-91	55.5
4.	4.	Steve Malovic, 78-79	55.3
5.	-	Danny Newport, 54-55-56	55.2
6.	5.	Michael Cage, 81-82-83-84	54.8
7.	6.	•Aerick Sanders, 01-02-03-04	54.0
8.	7.	•Mike Mackell, 02-03	53.6
9.	8.	Joe McNaull, 91-92-93	53.1
10.	9.	Joel Kramer, 74-76-77-78	52.1
11.	10.	Mike Dodd, 76-77-78-79	51.7
11.	11.	Kim Goetz, 78-79	51.1
12.	12.	Myron Epps, 99-00-01-02	50.7
13.	•Marcelo Correa, 97-98-99-00-01	50.0	
14.	14.	Jimmy Wilkins, 71-72	48.9
15.	15.	Zach Jones, 81-82	48.4
16.	16.	Eddy Gordon, 80-81-82-83	47.51
17.	17.	Tony Gwynn, 78-79-80-81	47.49
18.	•Randy Holcomb, 01-02	47.2	
19.	19.	Will Connelly, 75-76-77	46.8
20.	20.	Presnell Gilbert, 77-78-79	45.7

## Three-Point Field Goals

<i>in existence since 1986-87 season</i>			
Rk	DI	Name, Years	3FG
1.	1.	Tony Ross, 87-88-89	270
2.	2.	Jason Richey, 97-98	136
3.	3.	Chad Nelson, 94-95-96-97	122
4.	4.	Michael Best, 89-90	107
5.	•Al Faux, 01-02	106	
6.	•David Abramowitz, 99-00-01	98	
7.	•Deandre Moore, 01-02-03	84	
7.	7.	Berry Randle, 93-94-95-96	76
9.	•Brandon Heath, 04-05	65	
9.	9.	Matt Watts, 98-99	65
11.	•John Sharper, 03-04-05	59	
12.	•Donte Wilson, 99-00	56	
12.	12.	Brady Trenkle, 95-97-99	56
12.	12.	Chris Walters, 93-94	56
15.	15.	Josko Visnjic, 98	55
16.	16.	Arthur Massey, 90-91	53
17.	17.	Tony Clark, 92-93	52
18.			

# SDSU Career Records

## Three-Point FG Atts.

<i>in existence since 1986-87 season</i>		
Rk	Name, Years	3FGA
1.	Tony Ross, 87-88-89	589
2.	Jason Richey, 97-98	381
3.	Chad Nelson, 94-95-96-97	337
4.	Michael Best, 89-90	292
5.	•David Abramowitz, 99-00-01	284
6.	•Al Faux, 01-02	256
7.	Berry Randle, 93-94-95-96	253
8.	•Deandre Moore, 01-02-03	239
9.	Matt Watts, 98-99	237
10.	•Brandon Heath, 04-05	201
10.	•Donte Wilson, 99-00	180
12.	Josko Visnjic, 98	179
13.	Brady Trenkle, 95-97-99	176
14.	Arthur Massey, 90-91	173
15.	Chris Walters, 93-94	165
16.	•Tony Bland, 02-03	153
17.	Derric Croft, 94	152
18.	Tony Clark, 92-93	142
19.	•John Sharper, 03-04-05	140
20.	•Wesley Stokes, 04	138
21.	•Karlo Kovacic, 01-02	136
---		
nr.	•Chris Manker, 03-04-05	133
nr.	•Tommy Johnson, 02-03-04-05	124
nr.	•Chris Walton, 01-02-04-05	82

## Three-Point FG Pct.

<i>minimum 40 career three-point field goals</i>		
Rk	Name, Years	3FG Pct.
1.	Tony Ross, 87-88-89	45.8
2.	•John Sharper, 03-04-05	42.1
3.	•Al Faux, 01-02	41.4
4.	•Steve Sir, 03-04	39.8
5.	Michael Best, 89-90	36.64
6.	Tony Clark, 92-99	36.62
7.	Chad Nelson, 94-95-96-97	36.2
8.	Jason Richey, 97-98	35.7
9.	•Deandre Moore, 01-02-03	35.1
10.	Darryl Gaines, 86-87	34.8
11.	•Karlo Kovacic, 01-02	34.6
12.	•David Abramowitz, 99-00-01	34.5
13.	Chris Walters, 93-94	33.9
14.	•Brandon Heath, 04-05	32.3
15.	Derric Croft, 94	32.2
16.	Courtie Miller, 90-91-92-93-94	32.031
---		
nr.	•Wesley Stokes, 04	29.7

## Free Throws

Rk	DI	Name, Years	FTM
1.	1.	Michael Cage, 81-82-83-84	488
2.	-	Tony Pinkins, 55-56-57	485
3.	-	Bob Brady, 52-53-54	467
4.	2.	Chad Nelson, 94-95-96-97	415
5.	-	Bernie Finlay, 58-59-60	352
6.	3.	Anthony Watson, 83-84-85-86	331
7.	-	Al Skalecky, 66-67-68	309
8.	4.	Courtie Miller, 90-91-92-93-94	302
9.	5.	Steve Copp, 73-74-75-76	293
10.	-	Danny Newport, 54-55-56	290
6.	•	Myron Epps, 99-00-01-02	274
7.		Tony Gwynn, 78-79-80-81	245
8.		Will Connelly, 75-76-77	234
9.	•	Tony Bland, 02-03	233
10.		Leonard Allen, 82-83-84-85	227
11.		Jason Richey, 97-98	218
12.	•	Marcelo Correa, 97-98-99-00-01	215
13.		Mitch McMullen, 88-89	207
14.	•	Randy Holcomb, 01-02	205
15.		John Martens, 83-84-85-86	201
16.	•	Mike Mackell, 02-03	199
17.		Bery Randle, 93-94-95-96	194

18.		Jeff Pete, 71-72	181
19.		Joe McNaull, 91-92-93	177
20.		Steve Malovic, 77-78	164
---			
nr.	•	Brandon Heath, 04-05	108
nr.	•	Marcus Slaughter, 04-05	104
nr.	•	Chris Walton, 01-02-04-05	76
nr.	•	Wesley Stokes, 04	74

## Free Throws Attempted

<i>since 1978-79 season</i>			
DI	Name, Years	FTA	
1.	Michael Cage, 81-82-83-84	667	
2.	Chad Nelson, 94-95-96-97	519	
3.	•Myron Epps, 99-00-01-02	466	
4.	Anthony Watson, 83-84-85-86	446	
5.	Steve Copp, 73-74-75-76	439	
6.	Courtie Miller, 90-91-92-93-94	398	
7.	Will Connelly, 75-76-77	376	
8.	Leonard Allen, 82-83-84-85	369	
9.	Mitch McMullen, 88-89	356	
10.	•Tony Bland, 02-03	340	
11.	Tony Gwynn, 78-79-80-81	334	
12.	•Marcelo Correa, 97-98-99-00-01	324	
13.	Berry Randle, 93-94-95-96	314	
14.	•Randy Holcomb, 01-02	312	
15.	Joe McNaull, 91-92-93	300	
16.	•Mike Mackell, 02-03	289	
17.	John Martens, 83-84-85-86	285	
18.	Jason Richey, 97-98	271	
19.	Eddy Gordon, 80-81-82-83	255	
20.	Jeff Pete, 71-72	252	
---			
nr.	•	Marcus Slaughter, 04-05	146
nr.	•	Brandon Heath, 04-05	144
nr.	•	Chris Walton, 01-02-04-05	118
nr.	•	Wesley Stokes, 04	102

## Free Throw Percentage

<i>minimum 40 career free throws</i>			
Rk	DI	Name, Years	FT Pct.
1.	1.	Kim Goetz, 78-79	85.4
2.	-	Mike Spigler, 69-70	83.6
3.	2.	Steve Malovic, 78-79	82.4
4.	3.	Jason Richey, 97-98	80.4
5.	4.	Tony Ross, 87-88-89	80.3
6.	5.	Chad Nelson, 94-95-96-97	80.0
7.	6.	Mike Dodd, 76-77-78-79	77.8
8.	-	Bernie Finlay, 58-59-60	77.7
9.	7.	Chris McMurray, 72-73	76.9
10.	-	Gary Schneider, 70-71	76.8
8.		Joel Kramer, 74-76-77-78	76.5
9.		Jimmy Wilkins, 71-72	76.4
10.		Courtie Miller, 90-91-92-93-94	75.9

## Blocks

<i>since 1978-79 season</i>		
Rk	Name, Years	Blocks
1.	Leonard Allen, 82-83-84-85	214
2.	Michael Cage, 81-82-83-84	118
3.	Joe McNaull, 91-92-93	114
4.	•Aerick Sanders, 01-02-03-04	105
5.	•Marcelo Correa, 97-98-99-00-01	100
6.	Eddy Gordon, 80-81-82-83	71
7.	Marty Dow, 90-91	68
7.	Rodney Hawkins, 86-87-88	70
9.	Leon Carter, 95-96	58
10.	Marc Carter, 94-95	55
11.	•Randy Holcomb, 01-02	51
11.	Courtie Miller, 90-91-92-93-94	51
13.	Mitch McMullen, 88-89	46
14.	Kevin Betts, 97-98	40
15.	Marcus Banks, 92-93	37
15.	Keith Balzer, 91-92-93	37
17.	Berry Randle, 93-94-95-96	35
18.	Steve Malovic, 78-79	34

19.		Eddie Morris, 80-81-82-83	32
20.		Roy Kruswyk, 97-98	31
21.	•	Chris Walton, 01-02-04-05	30
---			
nr.	•	Marcus Slaughter, 04-05	27
nr.	•	Tommy Johnson, 02-03-04-05	15
nr.	•	Chris Manker, 03-04-05	14

## Steals

<i>since 1978-79 season</i>			
Rk	Name, Years	Steals	
1.	Anthony Watson, 83-84-85-86	192	
2.	Chad Nelson, 94-95-96-97	175	
3.	Tony Gwynn, 78-79-80-81	141	
4.	Eddie Morris, 80-81-82-83	131	
5.	Matt Watts, 98-99	126	
5.	Michael Best, 89-90	126	
5.	Michael Cage, 81-82-83-84	126	
8.	•Deandre Moore, 01-02-03	114	
9.	Eddy Gordon, 80-81-82-83	111	
10.	Creon Dorsey, 85-86	109	
11.	•Marcelo Correa, 97-98-99-00-01	102	
12.	Jason Richey, 97-98	94	
13.	Bobby Owens, 83-84-85-86	92	
14.	Arthur Massey, 90-91	84	
15.	•David Abramowitz, 99-00-01	81	
15.	Kevin Betts, 97-98	81	
17.	•Aerick Sanders, 01-02-03-04	80	
18.	Bryan Williams, 88-89	77	
19.	Keith Smith, 82-83	76	
20.	Jason Hamilton, 93-94	73	
20.	Tracy Dildy, 86-87	73	
---			
nr.	•	Brandon Heath, 04-05	61
nr.	•	Chris Walton, 01-02-04-05	58
nr.	•	Wesley Stokes, 04	49
nr.	•	Tommy Johnson, 02-03-04-05	49

## Games Played

Rk	DI	Name, Years	GP
1.	1.	Leonard Allen, 82-83-84-85	116
2.	2.	•Myron Epps, 99-00-01-02	113
2.	2.	Berry Randle, 93-94-95-96	113
4.	4.	•Marcelo Correa, 97-98-99-00-01	112
4.	4.	Chad Nelson, 94-95-96-97	112
4.	4.	Michael Cage, 81-82-83-84	112
7.	7.	Anthony Watson, 83-84-85-86	110
8.	8.	•Aerick Sanders, 01-02-03-04	109
8.	8.	Mark Delsman, 74-75-76-77	109
10.	10.	Eddy Gordon, 80-81-82-83	107
10.	10.	Tony Gwynn, 78-79-80-81	107
10.	-	Noel Mickelsen, 53-54-55-56	107
12.		Eddie Morris, 80-81-82-83	105
13.		Courtie Miller, 90-91-92-93-94	101
14.		Joel Kramer, 74-76-77-78	99
15.		Bobby Owens, 83-84-85-86	94
16.		Steve Copp, 73-74-75-76	93
17.	•	Chris Walton, 01-02-04-05	92
18.		Mike Dodd, 76-77-78-79	91
19.	•	Deandre Moore, 01-02-03	88
20.		Joe McNaull, 91-92-93	86
---			
nr.	•	Tommy Johnson, 02-03-04-05	85
nr.	•	John Sharper, 03-04-05	65
nr.	•	Chris Manker, 03-04-05	62

## Games Started

<i>since 1978-79</i>		
Rk	Name, Years	GS
1.	Michael Cage, 81-82-83-84	112
2.	Leonard Allen, 82-83-84-85	110
3.	Chad Nelson, 94-95-96-97	103
4.	Anthony Watson, 83-84-85-86	93
5.	•Marcelo Correa, 97-98-99-00-01	91
6.	•Myron Epps, 99-00-01-02	81

7.	•	Deandre Moore, 01-02-03	73
8.	•	Tony Bland, 02-03	62
8.		Joe McNaull, 91-92-93	62
8.		Eddie Morris, 80-81-82-83	62
11.	•	Randy Holcomb, 01-02	61
11.		Tony Gwynn, 78-79-80-81	61
11.		Eddy Gordon, 80-81-82-83	61
14.	•	Aerick Sanders, 01-02-03-04	60
15.		Rodney Hawkins, 86-87-88	59
16.	•	Mike Mackell, 02-03	58
17.		Creon Dorsey, 85-86	57
17.		Courtie Miller, 90-91-92-93-94	57
17.		Chris Walters, 93-94	57
17.		Tony Ross, 87-88-89	57
---			
nr.	•	Brandon Heath, 04-05	34
nr.	•	Chris Walton, 01-02-04-05	33
nr.	•	Wesley Stokes, 04	28
nr.	•	Marcus Slaughter, 04-05	26
nr.	•	Tommy Johnson, 02-03-04-05	18

## Consecutive Gms. Started

<i>since 1980-81 season</i>			
Rk	Name, Years	Consecutive GS	
1.	Michael Cage, 81-82-83-84	112	
2.	Chad Nelson, 94-95-96-97	103	
3.	Leonard Allen, 82-83-84-85	70	
4.	•Randy Holcomb, 01-02	61	
5.	•Aerick Sanders, 01-02-03-04	60	
6.	•Myron Epps, 99-00-01-02	58	
7.	Chris Walters, 93-94	57	
7.	Joe McNaull, 91-92-93	57	
9.	Kevin Betts, 97-98	55	
9.	Anthony Watson, 83-84-85-86	55	
---			
nr.	•	Marcus Slaughter, 04-05	25

## Minutes Played

<i>since 1978-79 season</i>			
Rk	Name, Years	Minutes	
1.	Michael Cage, 81-82-83-84	4,262	
2.	Chad Nelson, 94-95-96-97	3,692	
3.	Anthony Watson, 83-84-85-86	3,330	
4.	Leonard Allen, 82-83-84-85	3,191	
5.	•Myron Epps, 99-00-01-02	2,971	
6.	Eddie Morris, 80-81-82-83	2,627	
7.	•Marcelo Correa, 97-98-99-00-01	2,594	
8.	•Deandre Moore, 01-02-03	2,462	
9.	•Aerick Sanders, 01-02-03-04	2,460	
10.	Tony Gwynn, 78-79-80-81	+2,422	
11.	Tony Ross, 87-88-89	2,402	
12.	Eddy Gordon, 80-81-82-83	2,270	
13.	•Tony Bland, 02-03	2,182	
14.	Joe McNaull, 91-92-93	2,101	
15.	Courtie Miller, 90-91-92-93-94	2,005	
16.	Berry Randle, 93-94-95-96	1,944	
17.	•Randy Holcomb, 01-02	1,930	
18.	Rodney Hawkins, 86-87-88	1,880	
19.	Jason Richey, 97-98	1,848	
20.	•Chris Walton, 01-02-04-05	1,817	
---			
nr.	•	Tommy Johnson, 02-03-04-05	1,171
nr.	•	Brandon Heath, 04-05	1,155
nr.	•	Marcus Slaughter, 04	1,039
nr.	•	Wesley Stokes, 04	1,014
nr.	•	John Sharper, 03-04-05	991

# 2004-05 San Diego State

Record: 4-4 (Home: 3-3, Away: 1-1, Neutral: 0-0)  
 Mountain West Conference: 0-0 (Home: 0-0, Away: 0-0)

Date	NR	Opponent	San Diego State High				Scorer	Rebounder	Assists	Attendance
			SDSU Result	W-L	Record	MWC				
Nov. 19		UC SANTA BARBARA	L-ot 72-80	L1	0-1	Slaughter-28	Slaughter-13	Heath-3	6,191	
Nov. 22		MONMOUTH	W 69-65	W1	1-1	Slaughter-18	Heath-9	Thomas-6	4,097	
Nov. 27		UC SAN DIEGO	W 86-51	W2	2-1	Manker-23	Manker-5	Heath-9	4,102	
Dec. 1		SAN DIEGO	W 83-63	W3	3-1	Heath-26	Slaughter-12	Heath-5	6,132	
Dec. 4		at UC Santa Barbara (D)	W 73-55	W4	4-1	Slaughter-24	Slaughter-7	Heath-7	1,518	
Dec. 7	16/21	at Washington	L 69-98	L1	4-2	Slaughter-21	Camara/Slaughter-7	Thomas-3	9,694	
Dec. 11		CALIFORNIA~	L 57-60	L2	4-3	Slaughter-18	Slaughter-9	Manker-3	8,978	
Dec. 14		SAINT MARY'S	L 64-73	L3	4-4	Heath-20	Slaughter-8	Sharper-2	4,056	
Dec. 18		at Loyola Marymount								
Dec. 21		CAL STATE FULLERTON								
Dec. 28		at Iowa State								
Dec. 31		PROVIDENCE (D)								
Jan. 3		SOUTH DAKOTA STATE								
Jan. 8		at Brigham Young*								
Jan. 15		at UNLV*								
Jan. 22		WYOMING*								
Jan. 24		COLORADO STATE*								
Jan. 29		at Air Force* (D)								
Jan. 31		at New Mexico*								
Feb. 5		UTAH*								
Feb. 7		BRIGHAM YOUNG*								
Feb. 12		UNLV* (D)								
Feb. 19		at Colorado State*								
Feb. 21		at Wyoming*								
Feb. 26		NEW MEXICO*								
Feb. 28		AIR FORCE*								
Mar. 5		at Utah* (D)								
Mar. 10-12		at Mountain West Conference Championships (Pepsi Center; Denver, Colo.)								

Caps denotes home game. \* - Indicates Mountain West Conference Game. ^ - Mountain West Conference Championships at the Pepsi Center in Denver, Colo. ~ - San Diego SLAM Presented by PerfectWave Technologies (Cox Arena; San Diego, Calif.). Two-letter abbreviation indicates round, number to left of team indicates seed. Opp. NR - Indicates San Diego State's opponent national rankings in the Associated Press and ESPN/USA Today coaches polls at gametime. :00 - Time remaining in the final ten seconds when winning team scored final points to break a tie or win the game. D - Indicates day game. c - Indicates capacity.

## Record/Attendance Summary

	G	W-L	Total	Average	High
Home	6	3-3	33,556	5,593	8,978 vs. California (Dec. 11)
Mountain West					
Away	2	1-1	11,212	5,606	9,694 at No. 16/21 Washington (Dec. 7)
Mountain West					
Neutral					
Total	8	4-4	44,768	5,596	9,694 at No. 16/21 Washington (Dec. 7)
Mountain West					

## Win/Loss Margin

	1	2	3	4	5	6	7	8	9	10	11	12	13	14	15	16	17	18	19	20	21	22	23	24	25	29	35
Win				1														1		1							1
Loss			1					1	1																		1

# 2004-05 San Diego State Statistics

Record: 4-4 (Home: 3-3, Away: 1-1, Neutral: 0-0)

No.	Player	GP	GS	Min	Avg	TOTAL		3-PTS		FT-FTA		REBOUNDS		PF	FO	A	TO	Blk	Stl	Pts	Avg								
						FG-FGA	Pct	3FG-FGA	Pct	Off	Def	Tot	Avg																
42	SLAUGHTER, Marcus	8	8	284	35.5	50-94	.532	7-19	.368	49-70	.700	28	39	67	8.4	24	1	10	25	10	15	156	19.5						
01	HEATH, Brandon	8	8	258	32.2	44-104	.423	17-41	.415	31-34	.912	6	21	27	3.4	17	1	30	32	1	20	136	17.0						
33	MANKER, Chris	8	6	200	25.0	35-70	.500	9-32	.281	13-17	.765	13	15	28	3.5	13	0	14	11	5	7	92	11.5						
15	SHARPER, John	8	8	235	29.4	21-48	.438	15-33	.455	6-6	1.000	2	9	11	1.4	10	0	12	17	0	9	63	7.9						
21	THOMAS, Matt	8	1	165	20.6	18-49	.367	2-9	.222	15-24	.625	13	16	29	3.6	10	0	17	16	0	9	53	6.6						
50	CAMARA, Mohamed	8	8	184	23.0	12-28	.429	0-0	.000	2-5	.400	18	22	40	5.0	18	1	3	7	5	8	26	3.3						
20	DAVIS, Trimaine	8	0	91	11.4	12-20	.600	0-0	.000	1-5	.200	8	8	16	2.0	12	0	1	1	1	2	25	3.1						
31	INES, Jared	5	0	9	1.8	3-3	1.000	0-0	.000	2-6	.333	0	0	0	0.0	0	0	0	0	0	0	8	1.6						
11	SMITH, Tyler	7	0	77	11.0	2-9	.222	2-7	.286	1-2	.500	2	5	7	1.0	10	0	9	7	0	2	7	1.0						
00	JOHNSON, Tommy	8	0	67	8.4	2-6	.333	0-2	.000	0-2	.000	1	3	4	0.5	5	0	4	7	2	3	4	0.5						
05	HANOUR, Travis	3	0	22	7.3	1-4	.250	1-3	.333	0-0	.000	0	3	3	1.0	3	0	2	3	1	2	3	1.0						
03	WALTON, Chris	1	1	29	29.0	0-4	.000	0-1	.000	0-0	.000	1	0	1	1.0	4	0	1	4	0	0	0	0.0						
10	WEINSTEIN, Shawn	2	0	4	2.0	0-1	.000	0-1	.000	0-0	.000	0	0	0	0.0	0	0	0	1	0	0	0	0.0						
TEAM												10	12	22	2.8	0		0											
SDSU TOTALS		8				200-440	.455	53-148	.358	120-171	.702	102	153	255	31.9	126	3	103	131	25	77	573	71.6						
OPPONENTS		8				196-436	.450	62-164	.378	91-122	.746	96	153	249	31.1	143	4	127	137	25	61	545	68.1						

SCORE BY PERIODS:	1st	2nd	OT	2OT	Total
SAN DIEGO STATE	257	307	9		573
OPPONENTS	268	260	17		545

# 2004-05 San Diego State Win/Loss Statistics

Wins Only  
Games: 4

No.	Player	GP	GS	Min	Avg	TOTAL		3-PTS		FT-FTA		REBOUNDS		PF	FO	A	TO	Blk	Stl	Pts	Avg								
						FG-FGA	Pct	3FG-FGA	Pct	Pct	Pct	Off	Def									Tot	Avg						
42	SLAUGHTER, Marcus	4	4	133	33.2	23-39	.590	5-10	.500	23-31	.742	7	23	30	7.5	10	0	7	11	7	4	74	18.5						
01	HEATH, Brandon	4	4	120	30.0	21-44	.477	10-21	.476	15-16	.938	3	12	15	3.8	6	0	23	15	0	11	67	16.8						
33	MANKER, Chris	4	4	110	27.5	23-38	.605	5-15	.333	8-9	.889	8	8	16	4.0	6	0	7	5	4	2	59	14.8						
15	SHARPER, John	4	4	110	27.5	15-25	.600	11-19	.579	2-2	1.000	1	2	3	0.8	3	0	5	5	0	7	43	10.8						
21	THOMAS, Matt	4	0	84	21.0	7-21	.333	2-5	.400	5-13	.385	5	11	16	4.0	2	0	12	9	0	3	21	5.3						
50	CAMARA, Mohamed	4	4	92	23.0	7-12	.583	0-0	.000	2-3	.667	8	12	20	5.0	9	0	2	3	2	2	16	4.0						
20	DAVIS, Trimaine	4	0	55	13.8	8-12	.667	0-0	.000	0-2	.000	4	6	10	2.5	7	0	1	1	1	1	16	4.0						
11	SMITH, Tyler	4	0	52	13.0	2-6	.333	2-5	.400	1-2	.500	2	4	6	1.5	7	0	7	5	0	1	7	1.8						
31	INES, Jared	3	0	7	2.3	2-2	1.000	0-0	.000	2-6	.333	0	0	0	0.0	0	0	0	0	0	0	6	2.0						
00	JOHNSON, Tommy	4	0	30	7.5	1-1	1.000	0-0	.000	0-0	.000	0	2	2	0.5	1	0	0	2	1	1	2	0.5						
10	WEINSTEIN, Shawn	2	0	4	2.0	0-1	.000	0-1	.000	0-0	.000	0	0	0	0.0	0	0	0	1	0	0	0	0.0						
05	HANOUR, Travis	1	0	3	3.0	0-0	.000	0-0	.000	0-0	.000	0	0	0	0.0	1	0	1	0	0	0	0	0.0						
TEAM												5	5	10	2.5	0			0										
<b>SDSU TOTALS</b>		<b>4</b>					<b>109-201</b>	<b>.542</b>	<b>35-76</b>	<b>.461</b>	<b>58-84</b>	<b>.690</b>	<b>43</b>	<b>85</b>	<b>128</b>	<b>32.0</b>	<b>52</b>	<b>0</b>	<b>65</b>	<b>57</b>	<b>15</b>	<b>32</b>	<b>311</b>	<b>77.8</b>					
<b>OPPONENTS</b>		<b>4</b>					<b>81-202</b>	<b>.401</b>	<b>35-83</b>	<b>.422</b>	<b>37-48</b>	<b>.771</b>	<b>36</b>	<b>59</b>	<b>95</b>	<b>23.8</b>	<b>67</b>	<b>1</b>	<b>60</b>	<b>65</b>	<b>8</b>	<b>26</b>	<b>234</b>	<b>58.5</b>					

SCORE BY PERIODS:	1st	2nd	OT	2OT	Total
SAN DIEGO STATE	139	172			311
OPPONENTS	111	123			234

Losses Only  
Games: 4

No.	Player	GP	GS	Min	Avg	TOTAL		3-PTS		FT-FTA		REBOUNDS		PF	FO	A	TO	Blk	Stl	Pts	Avg								
						FG-FGA	Pct	3FG-FGA	Pct	Pct	Pct	Off	Def									Tot	Avg						
42	SLAUGHTER, Marcus	4	4	151	37.8	27-55	.491	2-9	.222	26-39	.667	21	16	37	9.3	14	1	3	14	3	11	82	20.5						
01	HEATH, Brandon	4	4	138	34.5	23-60	.383	7-20	.350	16-18	.889	3	9	12	3.0	11	1	7	17	1	9	69	17.3						
33	MANKER, Chris	4	2	90	22.5	12-32	.375	4-17	.235	5-8	.625	5	7	12	3.0	7	0	7	6	1	5	33	8.3						
21	THOMAS, Matt	4	1	81	20.3	11-28	.393	0-4	.000	10-11	.909	8	5	13	3.3	8	0	5	7	0	6	32	8.0						
15	SHARPER, John	4	4	125	31.3	6-23	.261	4-14	.286	4-4	1.000	1	7	8	2.0	7	0	7	12	0	2	20	5.0						
50	CAMARA, Mohamed	4	4	92	23.0	5-16	.313	0-0	.000	0-2	.000	10	10	20	5.0	9	1	1	4	3	6	10	2.5						
20	DAVIS, Trimaine	4	0	36	9.0	4-8	.500	0-0	.000	1-3	.333	4	2	6	1.5	5	0	0	0	0	1	9	2.3						
05	HANOUR, Travis	2	0	19	9.5	1-4	.250	1-3	.333	0-0	.000	0	3	3	1.5	2	0	1	3	1	2	3	1.5						
00	JOHNSON, Tommy	4	0	37	9.3	1-5	.200	0-2	.000	0-2	.000	1	1	2	0.5	4	0	4	5	1	2	2	0.5						
31	INES, Jared	2	0	2	1.0	1-1	1.000	0-0	.000	0-0	.000	0	0	0	0.0	0	0	0	0	0	0	2	1.0						
03	WALTON, Chris	1	1	29	29.0	0-4	.000	0-1	.000	0-0	.000	1	0	1	1.0	4	0	1	4	0	0	0	0.0						
11	SMITH, Tyler	3	0	25	8.3	0-3	.000	0-2	.000	0-0	.000	0	1	1	0.3	3	0	2	2	0	1	0	0.0						
TEAM												5	7	12	3.0	0			0										
<b>SDSU TOTALS</b>		<b>4</b>					<b>91-239</b>	<b>.381</b>	<b>18-72</b>	<b>.250</b>	<b>62-87</b>	<b>.713</b>	<b>59</b>	<b>68</b>	<b>127</b>	<b>31.8</b>	<b>74</b>	<b>3</b>	<b>38</b>	<b>74</b>	<b>10</b>	<b>45</b>	<b>262</b>	<b>65.5</b>					
<b>OPPONENTS</b>		<b>4</b>					<b>115-234</b>	<b>.491</b>	<b>27-81</b>	<b>.333</b>	<b>54-74</b>	<b>.730</b>	<b>60</b>	<b>94</b>	<b>154</b>	<b>38.5</b>	<b>76</b>	<b>3</b>	<b>67</b>	<b>72</b>	<b>17</b>	<b>35</b>	<b>311</b>	<b>77.8</b>					

SCORE BY PERIODS:	1st	2nd	OT	2OT	Total
SAN DIEGO STATE	118	135	9		262
OPPONENTS	157	137	17		311

# 2004-05 San Diego State Home/Away Statistics

Home Games Only  
Record: 3-3

No.	Player	GP	GS	Min	Avg	TOTAL		3-PTS			REBOUNDS										Pts	Avg	
						FG-FGA	Pct	3FG-FGA	Pct	FT-FTA	Pct	Off	Def	Tot	Avg	PF	FO	A	TO	Blk			Stl
42	SLAUGHTER, Marcus	6	6	215	35.8	34-68	.500	3-13	.231	40-56	.714	23	30	53	8.8	17	1	8	18	8	13	111	18.5
01	HEATH, Brandon	6	6	203	33.8	29-78	.372	12-33	.364	28-30	.933	5	16	21	3.5	12	1	22	25	1	17	98	16.3
33	MANKER, Chris	6	4	151	25.2	30-55	.545	6-24	.250	13-17	.765	13	11	24	4.0	5	0	12	7	4	7	79	13.2
15	SHARPER, John	6	6	185	30.8	15-37	.405	12-27	.444	4-4	1.000	2	8	10	1.7	8	0	9	10	0	8	46	7.7
21	THOMAS, Matt	6	1	122	20.3	13-35	.371	2-8	.250	9-16	.563	10	14	24	4.0	8	0	11	10	0	6	37	6.2
50	CAMARA, Mohamed	6	6	134	22.3	11-25	.440	0-0	.000	2-5	.400	15	15	30	5.0	14	1	2	6	3	5	24	4.0
20	DAVIS, Trimaine	6	0	63	10.5	10-16	.625	0-0	.000	1-3	.333	5	7	12	2.0	12	0	0	1	0	2	21	3.5
31	INES, Jared	3	0	6	2.0	2-2	1.000	0-0	.000	2-4	.500	0	0	0	0.0	0	0	0	0	0	0	6	2.0
11	SMITH, Tyler	5	0	46	9.2	1-5	.200	1-4	.250	1-2	.500	2	4	6	1.2	6	0	8	2	0	1	4	0.8
05	HANOUR, Travis	2	0	19	9.5	1-4	.250	1-3	.333	0-0	.000	0	3	3	1.5	2	0	1	3	1	2	3	1.5
00	JOHNSON, Tommy	6	0	48	8.0	1-3	.333	0-1	.000	0-2	.000	0	3	3	0.5	4	0	3	4	1	1	2	0.3
03	WALTON, Chris	1	1	29	29.0	0-4	.000	0-1	.000	0-0	.000	1	0	1	1.0	4	0	1	4	0	0	0	0.0
10	WEINSTEIN, Shawn	2	0	4	2.0	0-1	.000	0-1	.000	0-0	.000	0	0	0	0.0	0	0	0	1	0	0	0	0.0
TEAM												7	5	12	2.0								
SDSU TOTALS		6			147-333		.441	37-115	.322	100-139	.719	83	116	199	33.2	92	3	77	91	18	62	431	71.8
OPPONENTS		6			140-309		.453	45-120	.375	67-90	.744	58	116	174	29.0	110	3	91	104	16	49	392	65.3

SCORE BY PERIODS:	1st	2nd	OT	2OT	Total
SAN DIEGO STATE	185	237	9		431
OPPONENTS	188	187	17		392

Road/Neutral Games Only  
Record: 1-1

No.	Player	GP	GS	Min	Avg	TOTAL		3-PTS			REBOUNDS										Pts	Avg	
						FG-FGA	Pct	3FG-FGA	Pct	FT-FTA	Pct	Off	Def	Tot	Avg	PF	FO	A	TO	Blk			Stl
42	SLAUGHTER, Marcus	2	2	69	34.5	16-26	.615	4-6	.667	9-14	.643	5	9	14	7.0	7	0	2	7	2	2	45	22.5
01	HEATH, Brandon	2	2	55	27.5	15-26	.577	5-8	.625	3-4	.750	1	5	6	3.0	5	0	8	7	0	3	38	19.0
15	SHARPER, John	2	2	50	25.0	6-11	.545	3-6	.500	2-2	1.000	0	1	1	0.5	2	0	3	7	0	1	17	8.5
21	THOMAS, Matt	2	0	43	21.5	5-14	.357	0-1	.000	6-8	.750	3	2	5	2.5	2	0	6	6	0	3	16	8.0
33	MANKER, Chris	2	2	49	24.5	5-15	.333	3-8	.375	0-0	.000	0	4	4	2.0	8	0	2	4	1	0	13	6.5
20	DAVIS, Trimaine	2	0	28	14.0	2-4	.500	0-0	.000	0-2	.000	3	1	4	2.0	0	0	1	0	1	0	4	2.0
11	SMITH, Tyler	2	0	31	15.5	1-4	.250	1-3	.333	0-0	.000	0	1	1	0.5	4	0	1	5	0	1	3	1.5
50	CAMARA, Mohamed	2	2	50	25.0	1-3	.333	0-0	.000	0-0	.000	3	7	10	5.0	4	0	1	1	2	3	2	1.0
23	Johnson, Tommy	2	0	19	9.5	1-3	.333	0-1	.000	0-0	.000	1	0	1	0.5	1	0	1	3	1	2	2	1.0
31	INES, Jared	2	0	3	1.5	1-1	1.000	0-0	.000	0-2	.000	0	0	0	0.0	0	0	0	0	0	0	2	1.0
05	HANOUR, Travis	1	0	3	3.0	0-0	.000	0-0	.000	0-0	.000	0	0	0	0.0	1	0	1	0	0	0	0	0.0
TEAM												3	7	10	5.0								
SDSU TOTALS		2			53-107		.495	16-33	.485	20-32	.625	19	37	56	28.0	34	0	26	40	7	15	142	71.0
OPPONENTS		2			56-127		.441	17-44	.386	24-32	.750	38	37	75	37.5	33	1	36	33	9	12	153	76.5

SCORE BY PERIODS:	1st	2nd	OT	2OT	Total
SAN DIEGO STATE	72	70			142
OPPONENTS	80	73			153



## 2004-05 Team Game-By-Game

Opponent	Site/Date	FG-FGA	Pct	3P-3PA	Pct	FT-FTA	Pct	Off-Def	Tot	PF	AT	TO	BS	ST	1st-2nd	Pts
at SDSU	H	26-67	.388	7-26	.269	13-18	.722	18-21	39	17	12	19	2	9	26-37-9	72
UC Santa Barbara	11/19	30-60	.500	8-23	.348	12-17	.706	11-25	36	18	15	17	3	13	31-32-17	80
at SDSU	H	20-47	.426	6-15	.400	23-33	.697	15-26	41	14	11	17	3	7	28-41	69
Monmouth	11/22	21-51	.412	10-23	.435	13-16	.813	4-16	20	21	18	10	3	10	31-34	65
at SDSU	H	32-53	.604	7-17	.412	15-20	.750	11-13	24	11	23	9	5	15	35-51	86
UC San Diego	11/27	16-37	.432	9-17	.529	10-12	.833	9-12	21	16	14	27	1	6	29-22	51
at SDSU	H	30-56	.536	10-24	.417	13-18	.722	13-25	38	11	15	17	6	7	38-45	83
San Diego	12/1	26-62	.419	8-21	.381	3-5	.600	9-15	24	16	15	15	1	7	27-36	63
SDSU	A	27-45	.600	12-20	.600	7-13	.538	4-21	25	16	16	14	1	3	38-35	73
at UC Santa Barbara	12/4	18-52	.346	8-22	.364	11-15	.733	14-16	30	14	13	13	3	3	24-31	55
SDSU	A	26-62	.419	4-13	.308	13-19	.684	15-16	31	18	10	26	6	12	34-35	69
at No. 16/21 Wash.	12/7	38-75	.507	9-22	.409	13-17	.765	24-21	45	19	23	20	6	9	56-42	98
at SDSU	H	21-60	.350	4-19	.211	11-13	.846	11-19	30	15	9	14	2	12	29-28	57
California	12/11	25-54	.463	2-13	.154	8-14	.571	13-24	37	16	15	15	3	3	37-23	60
at SDSU	H	18-50	.360	3-14	.214	25-37	.676	15-12	27	24	7	15	0	12	29-35	64
Saint Mary's	12/14	22-45	.489	8-23	.348	21-26	.808	12-24	36	23	14	20	5	10	33-40	73
SDSU	A															
at Loyola M'mount	12/18															

## 2004-05 Game-By-Game Leaders Misc. Stats

Below is a look at the efficiency leader (the formula is efficiency = (PTS + REB + AST + STL + BLK) - ((FGA - FGM) + (FTA - FTM) + TO)), the hockey +/- leader (differential in score while player is on the court) (minimum 10 minutes played), the PRA leader (points+rebounds+assists) and playing time leader for individual games.

Date	Opponent	SDSU Result	Efficiency	Hockey +/-	PRA	Playing Time
Nov. 19	UC SANTA BARBARA	L-ot 72-80	Slaughter .....+31	Manker .....+10	Slaughter .....42	Slaughter .....41:44
Nov. 22	MONMOUTH	W 69-65	Slaughter .....+19	Thomas .....+17	Heath .....27	Slaughter .....35:23
Nov. 27	UC SAN DIEGO	W 86-51	Manker .....+29	Heath/Slaughter ..+24	Manker .....31	Slaughter .....30:14
Dec. 1	SAN DIEGO	W 83-63	Manker .....+28	Manker .....+22	Heath .....34	Slaughter .....34:46
Dec. 4	at UC Santa Barbara	W 73-55	Heath .....+27	Sharper .....+33	Slaughter .....32	Sharper .....31:03
Dec. 7	at No. 16/21 Washington	L 69-98	Slaughter .....+19	Johnson .....-5	Slaughter .....29	Slaughter .....35:36
Dec. 11	CALIFORNIA	L 57-60	Slaughter .....+16	Davis .....+3	Slaughter .....28	Slaughter .....38:41
Dec. 14	SAINT MARY'S	L 64-73	Slaughter .....+15	Davis .....+1	Slaughter .....23	Heath .....37:24

**Individual Game Win Share Champion:** UC Santa Barbara - Chris Manker .2743; Monmouth - Matt Thomas .4729; UC San Diego - Marcus Slaughter .1797; San Diego - Chris Manker .2500; at UC Santa Barbara - Marcus Slaughter .2912; at Washington - Matt Thomas .0790; California - Trimaime Davis .1463; Saint Mary's - Brandon Heath .1014.

## 2004-05 Game-By-Game Biggest Leads/Time in Lead

Below is a look at the efficiency leader (the formula is efficiency = (PTS + REB + AST + STL + BLK) - ((FGA - FGM) + (FTA - FTM) + TO)), the hockey +/- leader (differential in score while player is on the court) (minimum 10 minutes played), the PRA leader (points+rebounds+assists) and playing time leader for individual games.

Date	Opponent	SDSU Result	SDSU Big		Opp		SDSU in			Opp in			Paint		Off TOs		2nd Ch.		Bench	
			Lead	Lead	Ties	LC	Lead	Lead	Tied	SD	Opp	SD	Opp	SD	Opp	SD	Opp	SD	Opp	
Nov. 19	UC SANTA BARBARA	L-ot 72-80	3	10	6	5														
Nov. 22	MONMOUTH	W 69-65	4	18	2	3														
Nov. 27	UC SAN DIEGO	W 86-51	35	2	5	11														
Dec. 1	SAN DIEGO	W 83-63	20	6	1	5	31:12	5:59	2:49	30	24	24	18	21	12	6	14			
Dec. 4	at UC Santa Barbara	W 73-55	36	1	2	0	17:12	1:47	1:01			21	10	2	9	9	24			
Dec. 7	at No. 16/21 Washington	L 69-98	none	33	0	0	0:00	39:37	0:23	38	42	23	38	12	20	18	33			
Dec. 11	CALIFORNIA	L 57-60	3	10	3	2	3:10	34:21	2:29	22	32	9	14	11	14	10	16			
Dec. 14	SAINT MARY'S	L 64-73	2	11	7	1	2:02	34:32	3:26	24	22	21	19	16	15	14	22			

## 2004-05 Efficiency Ratings

The National Basketball Association uses a formula to rank the most efficient players in the league. The formula is efficiency = (PTS + REB + AST + STL + BLK) - ((FGA - FGM) + (FTA - FTM) + TO). Below are San Diego State's efficiency Ratings for the 2003-04 season.

### SEASON EFFICIENCY POINTS

Marcus Slaughter	.168
Brandon Heath	.119
Chris Manker	.96
Mohamed Camara	.56
Matt Thomas	.52
John Sharper	.51
Trimaine Davis	.32
Tyler Smith	.10
Travis Hanour	.5
Tommy Johnson	.4
Jared Ines	.4
Shawn Weinstein	-.2
Chris Walton	-.6

### SEASON EFFICIENCY POINTS PER GAME

Marcus Slaughter	.2100
Brandon Heath	.1488
Chris Manker	.1200
Mohamed Camara	.7000
Matt Thomas	.6500
John Sharper	.6380
Trimaine Davis	.4000
Travis Hanour	.1670
Tyler Smith	.1430
Jared Ines	.0800
Tommy Johnson	.0500
Shawn Weinstein	-.1000
Chris Walton	-.6000

### SEASON EFFICIENCY POINTS PER MINUTE

Marcus Slaughter	.0592
Chris Manker	.0480
Brandon Heath	.0461
Jared Ines	.0444
Trimaine Davis	.0352
Matt Thomas	.0315
Mohamed Camara	.0304
Travis Hanour	.0227
John Sharper	.0217
Tyler Smith	.0130
Tommy Johnson	.0060
Chris Walton	-.0500
Shawn Weinstein	-.0667

## 2004-05 Hockey +/- Ratings

Hockey +/- tracks the team score while the player is on the court (total point team scored while on the court-total points team allowed while on the court).

### HOCKEY +/- POINTS

Chris Manker	+51
John Sharper	+29
Trimaine Davis	+24
Brandon Heath	+22
Matt Thomas	+20
Marcus Slaughter	+17
Shawn Weinstein	+10
Tyler Smith	+4
Travis Hanour	+3
Jared Ines	+2
Mohamed Camara	-3
Chris Walton	-15
Tommy Johnson	-24

### HOCKEY +/- POINTS PER GAME

Chris Manker	+6.38
Shawn Weinstein	+5.00
John Sharper	+3.63
Trimaine Davis	+3.00
Brandon Heath	+2.75
Matt Thomas	+2.50
Marcus Slaughter	+2.13
Travis Hanour	+1.00
Tyler Smith	+0.57
Jared Ines	+0.50
Mohamed Camara	-0.38
Tommy Johnson	-3.00
Chris Walton	-15.00

### HOCKEY +/- POINTS PER MINUTE

Shawn Weinstein	+2.500
Trimaine Davis	+0.264
Chris Manker	+0.255
Jared Ines	+0.222
John Sharper	+0.185
Travis Hanour	+0.136
Marcus Slaughter	+0.123
Matt Thomas	+0.121
Brandon Heath	+0.085
Tyler Smith	+0.052
Mohamed Camara	-0.016
Tommy Johnson	-0.358
Chris Walton	-0.517

## 2004-05 Win Share Ratings

Combines efficiency rating and hockey plus/minus rating into one value. Total number for all individual players added together equals the total number of team victories.

### WIN SHARES

Marcus Slaughter	+1.1105
Matt Thomas	+0.8025
Brandon Heath	+0.7714
Chris Manker	+0.6887
Trimaine Davis	+0.5445
Tyler Smith	+0.2770
John Sharper	+0.2350
Travis Hanour	+0.0281
Shawn Weinstein	+0.0222
Jared Ines	+0.0066
Mohamed Camara	-0.0377
Tommy Johnson	-0.2166
Chris Walton	-0.2323

# 2004-05 Points/Rebounds/Assists

Opponent	0 Tommy Johnson	1 Brandon Heath	3 Chris Walton	5 Travis Hanour	10 Shawn Weinstein	11 Tyler Smith	15 John Sharper	20 Trimaine Davis	21 Matt Thomas	31 Jared Ines	33 Chris Manker	42 Marcus Slaughter	50 Mohamed Camara
UC SANTA BARBARA	0/1/2	17/4/3*	0/1/1*	INJ	CD	0/0/0	8/3/2*	0/1/0	2/1/1	0/0/0	17/8/2	28/13/1*	0/5/0*
MONMOUTH	2/1/0	16/9/2*	INJ	INJ	CD	1/2/1	6/0/1*	2/3/0	8/5/6	CD	9/2/1*	18/7/0*	7/8/0*
UC SAN DIEGO	0/0/0	5/1/9*	INJ	INJ	0/0/0	3/2/4	9/1/2*	8/2/0	7/4/2	6/0/0	23/5/3*	20/4/3*	5/4/0*
SAN DIEGO	0/1/0	26/3/5*	INJ	INJ	0/0/0	0/2/2	13/1/1*	2/2/0	4/5/1	0/0/0	22/6/2*	12/12/3*	4/5/1*
at UC Santa Barbara	0/0/0	20/2/7*	INJ	0/0/1	DNT	3/0/0	15/1/1*	4/3/1	2/2/3	0/0/0	5/3/1*	24/7/1*	0/3/1*
at No. 16/21 Washington	2/1/1	18/4/1*	INJ	INJ	DNT	0/1/1	2/0/2*	0/1/0	14/3/3	2/0/0	8/1/1*	21/7/1*	2/7/0*
CALIFORNIA	0/0/0	14/3/2*	INJ	0/3/1	CD	CD	7/3/1*	4/1/0	6/2/1	CD	2/1/3*	18/9/1*	6/7/0*
SAINT MARY'S	0/0/1	20/1/1*	INJ	3/0/0	CD	0/0/1	3/2/2*	5/3/0	10/7/0*	CD	6/2/1	15/8/0*	2/1/1*
at Loyola Marymount													
CAL STATE FULLERTON													
at Iowa State													
PROVIDENCE													
SOUTH DAKOTA ST.													
*at Brigham Young													
*at UNLV													
*WYOMING													
*COLORADO ST.													
*at Air Force													
*at New Mexico													
*UTAH													
*BRIGHAM YOUNG													
*UNLV													
*at Colorado St.													
*at Wyoming													
*NEW MEXICO													
*AIR FORCE													
*at Utah													

\* - Indicates starter. CD - Did Not Play-Coach's Decision. DNT - Did Not Travel. INJ - Did Not Play-Injured. \* - Indicates Mountain West Conference Game. ` - 2005 Mountain West Conference Basketball Championship.

# 2004-05 Superlatives

## Individual

Category	San Diego State	Opponent
Points Scored	28 by Marcus Slaughter vs. UCSB (11-19-04)	24 by E.J. Rowland vs. Saint Mary's (12-14-04) 24 by Nate Robinson at Washington (12-7-04)
Field Goals	9 by Chris Manker vs. UCSD (11-27-04)	9 by Nate Robinson at Washington (12-7-04) 9 by Tre Simmons at Washington (12-7-04)
Field Goals Attempted	22 by Brandon Heath vs. UCSB (11-19-04)	16 by Nate Robinson at Washington (12-7-04)
Highest FG Percentage (min. 5 made)	80.0 (8-10) by Brandon Heath at UCSB (12-4-04)	72.7 (8-11) by E.J. Rowland vs. Saint Mary's (12-14-04)
Highest FG Percentage (min. 10 made)	NA	NA
3-Point Field Goals Made	4 by Brandon Heath at UCSB (12-4-04)	6 by Dejan Delic vs. Monmouth (11-22-04)
3-Point Field Goals Attempted	10 by Brandon Heath vs. UCSB (11-19-04)	10 by Dejan Delic vs. Monmouth (11-22-04)
3-Point Field Goal Percentage (min. 4 made)	66.7 (4-6) by Brandon Heath at UCSB (12-4-04)	80.0 (4-5) by Josh Davis vs. UC Santa Barbara (11-19-04)
3-Point Field Goal Percentage (min. 7 made)	NA	NA
Free Throws	12 by Marcus Slaughter vs. UCSB (11-19-04)	9 by Frederic Adjivanou vs. Saint Mary's (12-14-04)
Free Throws Attempted	14 by Marcus Slaughter vs. Saint Mary's (12-14-04) 14 by Marcus Slaughter vs. Monmouth (11-22-04) 14 by Marcus Slaughter vs. UCSB (11-19-04)	10 by Frederic Adjivanou vs. Saint Mary's (12-14-04)
Free Throw Percentage (min. 5 made)	1.000 (8-8) by Brandon Heath vs. Monmouth (11-22-04) 1.000 (5-5) by Marcus Slaughter at UCSB (12-4-04) 1.000 (5-5) by Chris Manker vs. UCSD (11-27-04)	90.0 (9-10) by Frederic Adjivanou vs. Saint Mary's (12-14-04)
Free Throw Percentage (min. 10 made)	85.7 (12-14) by Marcus Slaughter vs. UCSB (11-19-04)	NA
Offensive Rebounds	8 by Marcus Slaughter vs. UCSB (11-19-04)	6 by Bobby Jones at Washington (12-7-04)
Defensive Rebounds	9 by Brandon Heath vs. San Diego (12-1-04)	9 by Jonatahan Sanders vs. Saint Mary's (12-14-04)
Total Rebounds	13 by Marcus Slaughter vs. UCSB (11-19-04)	10 by Jonatahan Sanders vs. Saint Mary's (12-14-04)
Assists	9 by Brandon Heath vs. UCSD (11-27-04)	8 by Will Conroy at Washington (12-7-04)
Blocked Shots	3 by Chris Manker vs. vs. San Diego (12-1-04) 3 by Marcus Slaughter vs. UCSD (11-27-04)	2 - three times
Steals	5 by Brandon Heath vs. UCSD (11-27-04)	5 by Nate Robinson at Washington (12-7-04)
Minutes Played	42 by Marcus Slaughter vs. UCSB (11-19-04)	41 by Chrismen Oliver vs. UC Santa Barbara (11-19-04)
Minutes Played (Regulation)	39 by Marcus Slaughter vs. California (12-11-04)	38 by Corey Belser vs. San Diego (12-1-04)

## Team

SDSU High	SDSU Low	Category	Opponent High	Opponent Low
86 vs. UCSD (11-27-04)	57 vs. California (12-11-04)	Points Scored	98 at Washington (12-7-04)	51 vs. UCSD (11-27-04)
32 vs. UCSD (11-27-04)	18 vs. Saint Mary's (12-14-04)	Field Goals	38 at Washington (12-7-04)	16 vs. UCSD (11-27-04)
67 vs. UCSB (11-19-04)	45 at UCSB (12-4-04)	Field Goals Attempted	75 at Washington (12-7-04)	37 vs. UCSD (11-27-04)
60.4 vs. UCSD (11-27-04)	35.0 vs. California (12-11-04)	FG Percentage	50.7 at Washington (12-7-04)	34.6 at UCSB (12-4-04)
12 at UCSB (12-4-04)	3 vs. Saint Mary's (12-14-04)	3-Point Field Goals Made	10 vs. Monmouth (11-22-04)	2 vs. California (12-11-04)
26 vs. UCSB (11-19-04)	13 at Washington (12-7-04)	3-Point Field Goals Attempted	23 vs. UCSB/Monmouth/SMC	13 vs. California (12-11-04)
60.0 at UCSB (12-4-04)	21.1 vs. California (12-11-04)	3-Point Field Goal Percentage	52.9 vs. UCSD (11-27-04)	15.4 vs. California (12-11-04)
25 vs. Saint Mary's (12-14-04)	7 at UCSB (12-4-04)	Free Throws Made	21 vs. Saint Mary's (12-14-04)	3 vs. San Diego (12-1-04)
37 vs. Saint Mary's (12-14-04)	13 at UCSB/vs. California	Free Throws Attempted	26 vs. Saint Mary's (12-14-04)	5 vs. San Diego (12-1-04)
84.6 vs. California (12-11-04)	53.8 at UCSB (12-4-04)	Free Throw Percentage	83.3 vs. UCSD (11-27-04)	57.1 vs. California (12-11-04)
18 vs. UCSB (11-19-04)	4 at UCSB (12-4-04)	Offensive Rebounds	24 at Washington (12-7-04)	4 vs. Monmouth (11-22-04)
26 vs. Monmouth (11-22-04)	12 vs. Saint Mary's (12-14-04)	Defensive Rebounds	25 vs. UCSB (11-19-04)	12 vs. UCSD (11-27-04)
41 vs. Monmouth (11-22-04)	24 vs. UCSD (11-27-04)	Total Rebounds	45 at Washington (12-7-04)	20 vs. Monmouth (11-22-04)
24 vs. Saint Mary's (12-14-04)	11 vs. UCSD/San Diego	Fouls	23 vs. Saint Mary's (12-14-04)	14 at UCSB (12-4-04)
2 vs. Saint Mary's (12-14-04)	0 - several times	Fouled Out	1 - several times	0 - several times
23 vs. UCSD (11-27-04)	7 vs. Saint Mary's (12-14-04)	Assists	23 at Washington (12-7-04)	13 at UCSB (12-4-04)
26 at Washington (12-7-04)	9 vs. UCSD (11-27-04)	Turnovers	27 vs. UCSD (11-27-04)	10 vs. Monmouth (11-22-04)
6 vs. San Diego/at Washington	0 vs. Saint Mary's (12-14-04)	Blocked Shots	6 at Washington (12-7-04)	1 vs. UCSD/San Diego
15 vs. UCSD (11-27-04)	7 vs. Monmouth/San Diego	Steals	13 vs. UCSB (11-19-04)	3 at UCSB/vs. California
51 vs. UCSD, 2nd (11-27-04)	26 vs. UCSB, 1st (11-19-04)	Points/Half	56 at Washington (12-7-04)	22 vs. UCSD, 2nd (11-27-04)
65.4 vs. UCSD, 2nd (11-27-04)	29.2 vs. Monmouth, 1st (11-22-04)	FG Percentage/Half	58.3 vs. UCSB, 2nd (11-19-04)	31.6 vs. UCSD, 2nd (11-27-04)
4 vs. San Diego (12-1-04)	2 vs. Monmouth/vs. UCSD/Washington	Double-Figure Scorers	4 vs. UCSB/at Washington	1 at UCSB (12-4-04)

# Season and Career Highs

## ► 0 • TOMMY JOHNSON

	Season	Career
Points	2 - two times	18 vs. Troy St., 11-30-03
Rebounds	1 - four times	7 vs. IPFW, 12-30-02
Assists	2 vs. UCSB, 11-19-04	5 at Cal Poly, 11-30-02
Steals	2 at Washington, 12-7-04	4 vs. Troy St., 11-30-03
Blocked Shots	1 - two times	2 - two times
Minutes	15 vs. UCSB, 11-19-04	33 vs. Troy St., 11-30-03

## ► 1 • BRANDON HEATH

	Season	Career
Points	26 vs. San Diego, 12-1-04	30 at Texas Tech, 12-13-03
Rebounds	9 vs. Monmouth, 11-22-04	9 vs. Monmouth, 11-22-04
Assists	9 vs. UCSD, 11-27-04	9 vs. UCSD, 11-27-04
Steals	5 vs. UCSD, 11-27-04	5 vs. UCSD, 11-27-04
Blocked Shots	1 vs. UCSB, 11-19-04	1 vs. UCSB, 11-19-04
Minutes	41 vs. UCSB, 11-19-04	43 at Colorado St., 1-24-04

## ► 3 • CHRIS WALTON

	Season	Career
Points	0	17 at BYU, 2-9-04
Rebounds	1 vs. UCSB, 11-19-04	10 - two times
Assists	1 vs. UCSB, 11-19-04	6 vs. Portland, 12-31-03
Steals	0	3 - six times
Blocked Shots	0	4 vs. UNM, 2-28-02
Minutes	29 vs. UCSB, 11-19-04	40 at CSU, 1-24-04

## ► 5 • TRAVIS HANOUR

	Season	Career
Points	3 vs. Saint Mary's, 12-14-04	11 - two times
Rebounds	3 vs. California, 12-11-04	7 vs. Utah, 1-18-03
Assists	1 - two times	3 vs. Wash. St., 2-10-01
Steals	2 vs. California, 12-11-04	2 - two times
Blocked Shots	1 vs. California, 12-11-04	2 vs. Chaminade, 11-20-00
Minutes	15 vs. California, 12-11-04	35 vs. Utah, 1-18-03

## ► 10 • SHAWN WEINSTEIN

	Season	Career
Points	0	
Rebounds	0	
Assists	0	
Steals	0	
Blocked Shots	0	
Minutes	3 vs. UCSD, 11-27-04	

## ► 11 • TYLER SMITH

	Season	Career
Points	3 - two times	
Rebounds	2 - three times	
Assists	4 vs. UCSD, 11-27-04	
Steals	1 - two times	
Blocked Shots	0	
Minutes	20 at Washington, 12-7-04	

## ► 15 • JOHN SHARPER

	Season	Career
Points	15 at UCSB, 12-4-04	15 at UCSB, 12-4-04
Rebounds	3 - two times	5 vs. UCSD, 12-2-02
Assists	2 - four times	4 at Arizona, 12-22-03
Steals	3 vs. UCSD, 11-27-04	3 - two times
Blocked Shots	0	none
Minutes	40 vs. UCSB, 11-19-04	40 vs. UCSB, 11-19-04

## ► 20 • TRIMAINE DAVIS

	Season	Career
Points	8 vs. UCSD, 11-27-04	8 - two times
Rebounds	3 - three times	4 - three times
Assists	1 at UCSB, 12-4-04	1 - four times
Steals	1 - two times	1 - eight times
Blocked Shots	1 at UCSB, 12-4-04	2 at CSU, 3-3-03
Minutes	19 at UCSB, 12-4-04	19 - two times

## ► 21 • MATT THOMAS

	Season	Career
Points	14 at Washington, 12-7-04	
Rebounds	7 vs. Saint Mary's, 12-14-04	
Assists	6 vs. Monmouth, 11-22-04	
Steals	3 - two times	
Blocked Shots	0	
Minutes	32 vs. Saint Mary's, 12-14-04	

## ► 33 • CHRIS MANKER

	Season	Career
Points	23 vs. UCSD, 11-27-04	23 vs. UCSD, 11-27-04
Rebounds	8 vs. UCSB, 11-19-04	9 vs. UCSD, 12-6-03
Assists	3 - two times	3 - two times
Steals	3 vs. UCSB, 11-19-04	3 vs. UCSB, 11-19-04
Blocked Shots	3 vs. San Diego, 12-1-04	3 vs. San Diego, 12-1-04
Minutes	35 vs. UCSB, 11-19-04	35 vs. UCSB, 11-19-04

## ► 42 • MARCUS SLAUGHTER

	Season	Career
Points	28 vs. UCSB, 11-19-04	28 vs. UCSB, 11-19-04
Rebounds	13 vs. UCSB, 11-19-04	15 at UNLV, 2-17-04
Assists	3 - two times	4 at Saint Mary's, 1-6-04
Steals	4 vs. UCSB, 11-19-04	5 at UNM, 2-28-04
Blocked Shots	3 vs. UCSD, 11-27-04	3 vs. UCSD, 11-27-04
Minutes	41 vs. UCSB, 11-19-04	41 vs. UCSB, 11-19-04

## ► 50 • MOHAMED CAMARA

	Season	Career
Points	7 vs. Monmouth, 11-22-04	
Rebounds	8 vs. Monmouth, 11-22-04	
Assists	1 - three times	
Steals	3 at Washington, 12-7-04	
Blocked Shots	2 at Washington, 12-7-04	
Minutes	31 - two times	

# 2004-05 Miscellaneous Statistics

## San Diego State's Record When...

Category	This Season	Fisher Era	SDSU Streak
Home	3-3	54-31	Lost 2
Away	1-1	16-48	Lost 1
Neutral	0-0	4-4	Lost 2
Scoring First	0-3		Lost 9
Opponent Scores First	4-1		Lost 1
Leading at Half	3-0	54-13	Won 5
Trailing at Half	1-4	17-70	Lost 3
Tied at Half	0-0	3-0	
Leading with 5:00 Left	3-0		Won 3
Trailing with 5:00 Left	1-4		Lost 3
Tied with 5:00 Left	0-0		Won 1
In Overtime	0-1	1-9	Lost 3
SDSU Outrebounds Opp.	3-1	51-31	Won 3
SDSU is Outrebounded	1-3	23-50	Lost 3
Opp. Commits More TOs	1-2	46-21	Lost 2
SDSU Commits More TOs	3-2	24-56	Lost 1
SDSU More FT Attempts	3-3	49-26	Lost 2
Opp. More FT Attempts	1-1	23-57	Lost 1
SDSU Shoots Better than Opp.	4-0	58-19	Won 4
Opp. Shoots Better than SDSU	0-4	14-63	Lost 7
SDSU Shoots 50% or Better	3-0	28-10	Won 5
SDSU Shoots 40-50%	1-1	37-36	Lost 1
SDSU Shoots 40% or Less	0-3	9-37	Lost 4
Opp. Shoots 50% or Better	0-2	8-23	Lost 4
Opp. Shoots 40-50%	3-2	34-53	Lost 2
Opp. Shoots 40% or Less	1-0	33-6	Won 2
SDSU Bench Outscores Opp.	1-1	39-30	Won 1
Opp. Bench Outscores SDSU	3-3	33-49	Lost 3
SDSU Scores Less Than 60	0-1	2-25	Lost 5
SDSU Scores Between 60-69	1-2	18-33	Lost 2
SDSU Scores Between 70-79	1-1	29-16	Won 1
SDSU Scores Between 80-89	2-0	18-9	Won 2
SDSU Scores Between 90-99	0-0	7-0	Won 7
SDSU Scores 100+	0-0	0-0	Won 23
Opp. Scores Less Than 60	2-0	26-4	Won 2
Opp. Scores Between 60-69	2-1	30-13	Lost 1
Opp. Scores Between 70-79	0-1	18-33	Lost 4
Opp. Scores Between 80-89	0-1	0-20	Lost 29
Opp. Scores Between 90-99	0-1	0-11	Lost 21
Opp. Scores 100+	0-0	0-2	Lost 8
Wearing Black	1-1		Lost 1
Wearing Red	2-0		Won 2
Wearing White	1-3		Lost 2
On Monday	1-0		Won 1
On Tuesday	0-2		Lost 5
On Wednesday	1-0		Won 4
On Thursday	0-0		Lost 1
On Friday	0-1		Lost 1
On Saturday	2-1		Lost 1
On Sunday	0-0		Lost 1
In November	2-1		Won 2
In December	2-3		Lost 3
In January	0-0		Lost 3
In February	0-0		Lost 1
In March	0-0		Lost 3

## STARTING LINEUPS

SF	PF	C	SG	PG	W-L
Slaughter	Walton	Camara	Sharper	Heath	0-1
Slaughter	Manker	Camara	Sharper	Heath	4-2
Sharper	Slaughter	Camara	Heath	Thomas	0-1

## LEADS AND DEFICITS

SDSU Biggest Halftime Lead	14 at UC Santa Barbara (12-4-04)
SDSU Biggest Halftime Lead Lost	none
SDSU Biggest Halftime Lead Lost in a Loss	none
SDSU Biggest Halftime Deficit	22 at Washington (12-7-04)
SDSU Biggest Halftime Deficit Overcome	5 vs. UC Santa Barbara (11-19-04)
SDSU Biggest Halftime Deficit Overcome for Victory	3 vs. Monmouth (11-22-04)
SDSU Biggest Lead	36 at UC Santa Barbara (12-4-04)
SDSU Biggest Lead Lost	3 vs. UC Santa Barbara vs. UCSD
SDSU Biggest Lead Lost in a Loss	3 vs. UC Santa Barbara (11-19-04)
SDSU Biggest Deficit	33 at Washington (12-7-04)
SDSU Biggest Deficit Overcome	18 vs. Monmouth (11-22-04)
SDSU Biggest Deficit Overcome for Victory	18 vs. Monmouth (11-22-04)

## TEAM LEADER IN SCORING

	SEASON	CAREER
Marcus Slaughter	.5	6
Brandon Heath	.2	11
Chris Manker	.1	1

## TEAM LEADER IN REBOUNDING

	SEASON	CAREER
Marcus Slaughter	.6	16
Mohamed Camara	.1	1
Brandon Heath	.1	1
Chris Manker	.1	1

## TEAM LEADER IN ASSISTS

	SEASON	CAREER
Brandon Heath	.4	6
Matt Thomas	.2	2
Chris Manker	.1	1
John Sharper	.1	1

## DOUBLE FIGURE SCORING GAMES

	SEASON	CAREER
Marcus Slaughter	.8	17
Brandon Heath	.7	28
Chris Manker	.3	5
John Sharper	.2	2
Matt Thomas	.2	2

## 20-PLUS SCORING GAMES

	SEASON	CAREER
Marcus Slaughter	.4	4
Brandon Heath	.3	12
Chris Manker	.2	2

## DOUBLE FIGURE REBOUNDING GAMES

	SEASON	CAREER
Marcus Slaughter	.2	6

## DOUBLE FIGURE ASSIST GAMES

	SEASON	CAREER
none		

## DOUBLE-DOUBLES

	SEASON	CAREER
Marcus Slaughter	.2	4

## MISSED GAMES DUE TO INJURY

	SEASON
Chris Walton	.7
Travis Hanour	.5
<b>TOTAL</b>	<b>.12</b>

## TOP SCORING PERFORMANCES

28, Marcus Slaughter vs. UCSB (11-19-04)
26, Brandon Heath vs. San Diego (12-1-04)
24, Marcus Slaughter at UCSB (12-4-04)
23, Chris Manker vs. UC San Diego (11-27-04)
22, Chris Manker vs. San Diego (12-1-04)
21, Marcus Slaughter at Washington (12-7-04)
20, Brandon Heath vs. Saint Mary's (12-14-04)
20, Brandon Heath at UCSB (12-4-04)
20, Marcus Slaughter vs. UC San Diego (11-27-04)
18, Marcus Slaughter vs. California (12-11-04)
18, Brandon Heath at Washington (12-7-04)
18, Marcus Slaughter vs. Monmouth (11-22-04)

## TOP REBOUNDING PERFORMANCES

13, Marcus Slaughter vs. UCSB (11-19-04)
12, Marcus Slaughter vs. San Diego (12-1-04)
9, Marcus Slaughter vs. California (12-11-04)
9, Brandon Heath vs. Monmouth (11-22-04)
8, Marcus Slaughter vs. Saint Mary's (12-14-04)
8, Mohamed Camara vs. Monmouth (11-22-04)
8, Chris Manker vs. UCSB (11-19-04)

## TOP ASSISTS PERFORMANCES

9, Brandon Heath vs. UC San Diego (11-29-04)
7, Brandon Heath at UCSB (12-4-04)
6, Matt Thomas vs. Monmouth (11-22-04)
5, Brandon Heath vs. San Diego (12-1-04)
4, Tyler Smith vs. UC San Diego (11-27-04)

## TOP 3-POINT FG PERFORMANCES

4, Brandon Heath at UCSB (12-4-04)
3, John Sharper at UCSB (12-4-04)
3, Marcus Slaughter at UCSB (12-4-04)
3, Brandon Heath vs. San Diego (12-1-04)
3, Chris Manker vs. San Diego (12-1-04)
3, John Sharper vs. San Diego (12-1-04)
3, John Sharper vs. UC San Diego (11-27-04)
3, Brandon Heath vs. UCSB (11-19-04)

## TOP EFFICIENCY POINT PERFORMANCES

31, Marcus Slaughter vs. UCSB (11-19-04)
29, Chris Manker vs. UC San Diego (11-27-04)
28, Chris Manker vs. San Diego (12-1-04)
27, Brandon Heath at UCSB (12-4-04)
26, Marcus Slaughter vs. UC San Diego (11-27-04)
24, Marcus Slaughter at UCSB (12-4-04)
23, Brandon Heath vs. San Diego (12-1-04)
20, Chris Manker vs. UCSB (11-19-04)
19, Marcus Slaughter at Washington (12-7-04)
19, Marcus Slaughter vs. Monmouth (11-22-04)