

SAN DIEGO STATE

FOOTBALL GAME NOTES

>> HOME COOKING

San Diego State owns an 8-3 advantage against Hawai'i in San Diego. The Aztecs won the last six meetings played between the teams at Qualcomm Stadium and have not dropped a game to the Rainbow Warriors in San Diego since Oct. 15, 1988.


4 STRAIGHT BOWL APPEARANCES >> 19 CONFERENCE TITLES >> 2013 FAMOUS IDAHO POTATO BOWL CHAMPIONS

HAWAI'I (2-4/1-0 MW) at SAN DIEGO STATE (3-3/2-1 MW)

SATURDAY, OCT. 18, 2014 >> QUALCOMM STADIUM (54,000) >> SAN DIEGO, CALIF.

TIME: 7:30 P.M. PT >> FORECAST: 68 DEGREES, CLEAR SKIES

GAME NO. 7



TEAM INFORMATION

2014 Record: 2-4
MW (West) Record: 1-0/1
Ranking (AP/Co.): nr/nr
Sagarin/FPI Rating: 111/98

OFFENSE

Points: 22.8 (99)
Total Yards: 365.5 (100)
Rushing Yds.: 162.0 (71)
Passing Yds.: 203.5 (95)

DEFENSE

Points: 26.0 (69)
Total Yards: 373.0 (50)
Rushing Yds.: 125.8 (36)
Passing Eff.: 130.63 (77)

2014 Record: 3-3
MW (West) Record: 2-1/T-2
Ranking (AP/Co.): nr/nr
Sagarin/FPI Rating: 93/84

OFFENSE

Points: 23.8 (95)
Total Yards: 388.2 (83)
Rushing Yds.: 1218.5 (25)
Passing Yds.: 169.7 (111)

DEFENSE

Points: 20.2 (27)
Total Yards: 351.8 (36)
Rushing Yds.: 130.8 (41)
Passing Eff.: 122.05 (52)

INDIVIDUAL LEADERS

PASSING

No. 11 Ikaika Woolsey
 87-of-182 (47.8 pct.), 985 yards, 5 TD, 2 int.

RUSHING

No. 4 Steven Lakalaka
 110 car., 446 yards, 1 TD, 4.1 ypc, 74.3 ypg

RECEIVING

No. 5 Quinton Pedroza
 36 rec., 379 yards, 2 TD, 10.5 ypc, 63.2 rypp

DEFENSE

No. 33 Taz Stevenson
 45 tackles (36 solo), 1 FF

No. 28 Julian Gener

33 tackles (27 solo), 3.5 TFL, PBU

PASSING

No. 18 Quinn Kaehler
 72-of-124 (58.1 pct.), 871 yards, 2 TD, 7 int.

RUSHING

No. 19 Donnel Pumphrey
 119 car., 807 yards, 11 TD, 6.8 ypc, 134.5 ypg

RECEIVING

No. 81 Eric Judge
 12 rec., 210 yards, 1 TD, 17.5 ypc, 42.0 rypp

DEFENSE

No. 48 Josh Gavert
 44 tackles (24 solo), Int., 2 TFL

No. 14 Trey Lomax

39 tackles (26 solo), 3 TFL, 1 sack, 1 FR

SERIES BREAKDOWN

Overall: SDSU leads, 17-9-2
Last Meeting: Nov. 16, 2013 - San Diego State 28, at Hawai'i 21 (overtime)
Streak: San Diego State, 2

In San Diego: SDSU, 8-3
In Honolulu: SDSU, 9-6-2

Long vs. UH: 3-0
Chow vs. SDSU: 0-2

Aztecs Start Second Half of the Season Saturday at Home Against Hawai'i

- San Diego State opens the second half of the 2014 campaign at home against Hawai'i, the only Mountain West's West Division team without a league loss, on Saturday night at Qualcomm Stadium. The Aztecs (3-3, 2-1 MW) are tied with Fresno State (3-4, 2-1 MW) for second place in the West Division, behind the first-place Rainbow Warriors (2-4, 1-0 MW). Announced kickoff time is set for 7:30 p.m. PT, and the game will be on TV on CBS Sports Network and on radio on The Mighty 1090 and The Max 105.7 FM.
- SDSU is 3-3 in the first half of the 2014 campaign, despite playing four true road games, including two at Power 5 Conference members, and having a rash of key injuries. San Diego State, which is tied with 16 other schools for playing the fewest home games (2) to date, has four home games remaining in the 2014 campaign.
- The Aztecs have won four consecutive home games, which is tied for the 23rd-longest active win streak in FBS, five straight against unranked teams and nine in a row against unranked conference opponents.
- Oddly, this will mark SDSU's only home game from Sept. 28 through Nov. 7, a 41-day period.
- Last Friday, San Diego State never trailed in defeating New Mexico, 24-14, in Albuquerque for a fifth consecutive victory in the series. Sophomore running back Donnel Pumphrey rushed for 246 yards, the 13th-highest single-game total in school history and the seventh-highest total in FBS play this season. As a team, the Aztecs rushed for 397 yards, the eighth-highest total in school history.
- With last Friday's victory, SDSU is 15-3 (.833) over its last 18 Mountain West games, dating back to Oct. 6, 2012. That is tied for the 12th-highest winning percentage nationally in league games during that time frame.
- Since the beginning of the 2010 campaign, San Diego State has posted a 37-21 record (.638), tied for the 28th-best mark over that time frame.
- Rocky Long, the all-time Mountain West leader in coaching victories, owns 93 career wins. Now in his fourth season with the Aztecs, Long owns a 28-17 record (19-7 in MW games).
- Sophomore running back Donnel Pumphrey ranks among the nation's leaders in several categories, including tied for third in rushing touchdowns (11) and ninth in rushing yards per game (134.5). The Doak Walker candidate has 1,559 career rushing yards to rank 16th on the school's career rushing chart.
- SDSU opponents have failed to accumulate 400 yards of total offense in five of six games this season. For the year, the San Diego State D is allowing 20.2 points per game to rank 27th nationally and 351.8 yards per outing to rank 36th nationally. The unit is also 34th in tackles for loss (6.8) and 44th in sacks per game (2.50).
- Through six games, the Aztecs have had 17 players make their first career start (nine on offense, eight on defense) and 29 players see their first action with SDSU (two are DI transfers). San Diego State currently has three projected starters that are out due to injury - senior linebacker Derek Largent, junior linebacker Jake Fely and senior wide receiver Ezell Ruffin - with another (senior quarterback Quinn Kaehler) expected to start Saturday vs. Hawai'i.
- The Aztecs have advanced to four consecutive bowl games. SDSU joins Stanford as the only football teams in California - FBS or NFL - to advance to the postseason in each of the past four seasons.

BROADCAST INFORMATION

>> TELEVISION

CBS Sports Network
Channels: Cox 321, TW 415, DirecTV 221, DISH 158, AT&T 643

Carter Blackburn (play-by-play)

Aaron Taylor (analyst)

Jamie Erdahl (sidelines)



► San Diego State is 9-2 in its last 11 football games shown on CBSSN (dates back to Dec. 3, 2011).

>> RADIO

The Mighty 1090 / The Max 105.7 FM

Ted Leitner (play-by-play)

Kirk Morrison (analyst)

Chris Ello (sidelines)

Jeff Lasky (producer)



THE COACHES

NORM CHOW

Alma Mater:

Utah, 1968

At Hawai'i:

Third Season

6-24 (.200)

As a Head Coach:

Third Season

6-24 (.200)

ROCKY LONG

Alma Mater:

New Mexico, 1974

At San Diego State:

Fourth Season

8-17 (.622)

As a Head Coach:

15th Season

93-86 (.520)

2014 SCHEDULE

| Date | Opponent (TV) | Time/Result |
|------|--------------------------------------|---------------|
| A.30 | Northern Arizona (CBSSN) | W, 38-7 |
| S.6 | at (21/23) North Carolina (ESPNNews) | L, 27-31 |
| S.20 | at Oregon State (FOX Sports 1) | L, 7-28 |
| S.27 | UNLV* (ESPN3) | W, 34-17 |
| O.3 | at Fresno State* (CBSSN) | L, 13-24 |
| O.10 | at New Mexico* (ESPNNU) | W, 24-14 |
| O.18 | Hawai'i* (CBSSN) | 7:30 p.m. PT |
| N.1 | at Nevada* (CBSSN) | 7:30 p.m. PT |
| N.8 | Idaho (ROOT Sports) | 3:30 p.m. PT |
| N.15 | at Boise State* (ESPN Networks) | TBA |
| N.21 | Air Force* (CBSSN) | 6:30 p.m. PT |
| N.29 | San José State* (CBSSN) | 12:30 p.m. PT |

* - Mountain West game.

WHAT'S INSIDE

| | |
|---------------------------------------|-------|
| Media Opportunities / Weekly Schedule | 2 |
| Schedule / Results | 3 |
| General Notes | 3-15 |
| SDSU-Hawai'i Series | 3-8 |
| SDSU Athletic Department Notes | 16 |
| SDSU Football Program Notes | 17 |
| Mountain West / Opponent Standings | 18 |
| Head Coach Rocky Long | 19 |
| Coaching Staff | 20 |
| Roster | 21-22 |
| Depth Chart | 23 |
| Recaps | 24-26 |
| Player Profiles | 27-62 |
| Statistics | 63-77 |
| Last Time it Happened | 78-80 |

SAN DIEGO STATE MEDIA AVAILABILITY: HAWAI'I GAME

| 13 MON | 14 TUE | 15 WED | 16 THU | 17 FRI | 18 SAT | 19 SUN |
|--|--|--|---|---|---|---|
| <p>No practice. All SDSU student-athlete features should take place this day.</p> <p>Game Notes Available</p> | <p>FINAL MEDIA DAY FOR STUDENT-ATHLETES</p> <p>SDSU Media Luncheon Noon - Food 12:15 p.m. - Coach Long 12:30 p.m. - Student-Athletes</p> <p>3:45 p.m. - Practice First 20 minutes open to media who cover SDSU on a regular basis (must contact media relations office)</p> <p>5:45 p.m. (approximate) - Post-practice availability (Players who appeared at news conference are not available; Also no Coach Long availability)</p> <p>Live News Conference News Conference Video News Conference Quotes</p> | <p>FINAL MEDIA DAY FOR COACHES</p> <p>Closed Practice</p> <p>5:30 p.m. (approximate) - Post-practice availability for Coach Long and assistants</p> <p>7 p.m. - Rocky Long Radio Show live on The Mighty 1090.</p> <p>Broadcast Flip Card</p> | <p>Closed Practice</p> <p>No media availability.</p> <p>10:30 p.m. - Aztec Football with Rocky Long TV show debuts on FOX Sports San Diego.</p> | <p>Closed Practice</p> <p>No media availability.</p> | <p>Hawai'i at San Diego State - 7:30 p.m. PT (CBS Sports Network)</p> <p>Postgame News Conference - San Diego State locker room is closed. Coach Long and selected players will be brought to the interview room following a brief cooling off period.</p> <p>Live: Game Live: Stats Game Stats Postgame Notes Postgame Quotes News Conference Archive Highlights</p> | <p>Coach Long available briefly on Sunday evening for outlets that cover SDSU on a regular basis. Contact SDSU Media Relations office for details.</p> <p>After Further Review Notes</p> |

Items in red are sent out to the media distribution list and are available on that day at GoAztecs.com.

SDSU MEDIA RELATIONS

Phone: (619) 594-5547
Fax: (619) 582-6541
Overnight Address:
 Aztec Athletics Center, Suite 3014
 5302 55th Street
 San Diego, CA 92182-4309
Website: GoAztecs.com **Public Twitter:** GoAztecs
Twitter (Media): twitter.com/AztecsPR
Mike May* | Asst. AD/Media Relations Director
Office: (619) 594-5547 **Cell:** (619) 957-8372
E-Mail: mmay@mail.sdsu.edu
Jamie McConeghy* | Assistant Media Relations Director
Office: (619) 594-4348 **Cell:** (607) 435-5577
E-Mail: jmcconeg@mail.sdsu.edu
Jim Solien^ | Assistant Media Relations Director
Office: (619) 594-2576 **Cell:** (619) 341-9082
E-Mail: jsolien@mail.sdsu.edu
Dave Kuhn | Assistant Media Relations Director
Office: (619) 594-5242
E-Mail: dkuhn@mail.sdsu.edu
Darin Wong | Assistant Media Relations Director
Office: (619) 594-5548
E-Mail: dwong@mail.sdsu.edu
Victoria Valencia | Administrative Assistant
Office: (619) 594-5547
E-Mail: vvalencia@mail.sdsu.edu
Eric Harding | Media Relations Assistant
Office: (619) 594-5549
E-Mail: eharding@mail.sdsu.edu
Jason Bott | Coordinator of Multimedia Productions
Office: (619) 594-2428
E-Mail: jbott@mail.sdsu.edu

* primary football contacts; ^ secondary contact

Practice

All practices are closed to both the public and the media with the lone exception being the first 20 minutes of Tuesday and Wednesday's workouts (media only). Members of the media planning to attend Tuesday or Wednesday's practice will need to call the media relations office to be placed on a list to gain access to the practice fields.

Post-practice interview requests should be submitted to the San Diego State media relations office no later than 10 a.m. on the day of the potential interview. Other interview requests must be made at least 24 hours in advance.

SDSU Teleconference

The Mountain West is not hosting a weekly coaches teleconference this season.

Contact the media relations office for more info.

Rocky Long Radio Show

Once again this season, the weekly Rocky Long Radio Show will air live from 7-8 p.m. PT on The Mighty 1090.

Aztec Football with Rocky Long TV Show

San Diego State football head coach Rocky Long and FOX Sports San Diego have announced a coaches show for the upcoming 2014 season. *Aztec Football with Rocky Long* will air each Thursday following live programming on FOX Sports San Diego.

The weekly show will give unprecedented access to the SDSU program and Long, the Mountain West's all-time leader in vic-

tories and two-time MW Coach of the Year. *Aztec Football with Rocky Long*, which will be hosted by Kris Budden and feature former San Diego State quarterback Kevin O'Connell as the analyst, will consist of player and coach features, behind the scenes footage, X's and O's with Long, a preview of the upcoming game, a recap of the last game and much more.

Video Footage at Road Games

Video highlights and interview footage will once again be available to the media for all of San Diego State's road games. For more information, contact coordinator of multimedia productions Jason Bott at (619) 594-2428 or via e-mail at jbott@mail.sdsu.edu.

CollegePressBox.com

CollegePressBox.com is the official media website for Mountain West football. Access and download weekly game notes, quotes, statistics, media guide headshots, logos and more for the conference and each of its 10 member schools throughout the season. Login information will be distributed by the conference office to accredited media or you can apply for a password by sending an e-mail to password@collegepressbox.com.

Injury Update

San Diego State will play Friday without the services of three student-athletes that the staff would have anticipated starting prior to the season.

- **WR Ezell Ruffin** - The Significance: Last season had the most receiving yards (1,136) by an Aztec non senior in the Mountain West era (since 1999). He is, by far, the most experienced wide receiver on the team. The Injury: Broken collarbone in the third quarter at North Carolina on Sept. 6, and had surgery on Sept. 8. The Prognosis: Expected to miss 4-to-6 weeks.
 - **LB Jake Fely** - The Significance: Potential candidate for Mountain West Defensive Player of the Year, is a two-time MW defensive player of the week nominee. He is the only Rocky Long coached player in the last four seasons to record two forced fumbles, two fumble recoveries, 10 tackles for loss and 90 total tackles in a single season. The Injury: Had surgery on his neck in August. The Prognosis: Was expected to miss 10-to-12 weeks.
 - **LB Derek Largent** - The Significance: Rocky Long has referred to Largent as the biggest, strongest and fastest linebacker SDSU currently has. In 2012, he joined Kirk Morrison and J.J. Whittaker as one of three Aztec defensive players to earn all-conference accolades in his first season in the program. The Injury: Went to the hospital at 4 a.m. PT on Sept. 27 and had his appendix removed later in the day. The Prognosis: Likely out 3-to-4 weeks.
- Quinn Kaehler, meanwhile, returned earlier than expected and played the second half of SDSU's win at New Mexico.
- **QB Quinn Kaehler** - The Significance: Started the previous 15 games at QB and led the NCAA last season with six fourth quarter/over-time come-from-behind scoring drives until he missed the game at Fresno State on Oct. 3. He was the only eligible Aztec quarterback to throw a pass in a game prior to that week. The Injury: Suffered an AC joint sprain late in the Sept. 27 victory over UNLV. The Prognosis: Missed one game and was been ruled out for the New Mexico game, but came back to play in the second half.

Bullet Notes - Offense

- Bob Toledo is in his second season as offensive coordinator at San Diego State. He has 39 years of coaching experience, including 18 as a head coach and 16 as an offensive coordinator.
- San Diego State is suffering through some significant injuries on offense. Senior wide receiver Ezell Ruffin, a preseason member of the Biletnikoff Award Watch List, broke his collarbone in the second quarter of SDSU's second game of the season at North Carolina. He had surgery the following Monday (Sept. 8) and is expected to miss 4-to-6 weeks. Saturday's game against Hawaii will mark the fifth straight game that the Aztecs will be without his services. Senior quarterback Quinn Kaehler is less than 100 percent after suffering an AC joint sprain against UNLV. He missed all of the game at Fresno State (an SDSU loss) and the first half of last Friday's game at New Mexico. Since the injury, he has played two quarters and is 1-for-3 with an interception and 10 passing yards. The completed pass was a short shovel pass against the Lobos.
- Although the Aztecs rank 83rd in total offense per game (388.2), a truer measure of the unit's efficiency can be found by looking at total offense produced per play. SDSU averages 7.4 scrimmage yards per offensive play to rank 36th nationally.
- San Diego State has scored 192 points in its last seven games (27.4 ppg) and 245 points in its last nine contests (27.2 ppg). The Aztecs have scored 27 or more points in 11 of their last 15 games.
- After being held without a rushing touchdown against Fresno State, San Diego State rushed for three scores in last Friday's game at New Mexico. The Aztecs have now rushed for at least one touchdown in 16 of the last 17 games, and have 18 rushing touchdowns in their last seven games and 33 rushing touchdowns in their last 13 contests.
- SDSU ran its streak of games with at least one touchdown to 19 (every game since the beginning of the 2013 season when Bob

SDSU-HAWAII SERIES

■ **The Series**

Series: San Diego State leads 17-9-2

Home: 8-3, Away: 9-6-2



Qualcomm Stadium/Jack Murphy/SD: 7-2

Longest SDSU Win Streak: 9 (1990-98)

Longest Hawai'i Win Streak: 2 (four times)

| Date | Location | | Score |
|--|-------------------------|------|-------|
| Pre-Division I Era (3-2-0) | | | |
| N.15.39 | H - San Diego Stadium | L | 10-13 |
| D.7.40 | A - Hawai'i | L | 7-33 |
| S.20.50 | A - Hawai'i | W | 49-27 |
| J.1.51 | A - Hawai'i | W | 34-13 |
| S.26.53 | H - San Diego Stadium | W | 40-7 |
| Western Athletic Conference Era (12-5-2) | | | |
| N.8.80 | A - Aloha Stadium | L | 6-31 |
| O.24.81 | H - Jack Murphy Stadium | L | 10-28 |
| N.6.82 | A - Aloha Stadium | W | 31-28 |
| O.1.83 | A - Aloha Stadium | T | 27-27 |
| O.27.84 | A - Aloha Stadium | L | 10-16 |
| N.30.85 | A - Aloha Stadium | T | 10-10 |
| N.22.86 | H - Jack Murphy Stadium | W | 35-5 |
| O.31.87 | A - Aloha Stadium | W | 29-21 |
| O.15.88 | H - Jack Murphy Stadium | L | 30-32 |
| O.7.89 | A - Aloha Stadium | L | 24-31 |
| N.10.90 | H - Jack Murphy Stadium | W | 44-38 |
| O.5.91 | A - Aloha Stadium | W | 47-21 |
| N.14.92 | H - Jack Murphy Stadium | W | 52-28 |
| O.9.93 | A - Aloha Stadium | W | 45-14 |
| O.29.94 | H - Jack Murphy Stadium | W | 38-23 |
| N.18.95 | A - Aloha Stadium | W | 49-10 |
| O.11.96 | H - Jack Murphy Stadium | W | 56-8 |
| O.25.97 | A - Aloha Stadium | W | 10-3 |
| O.9.98 | H - Qualcomm Stadium | W | 35-13 |
| Post-WAC Era / Non-Conference Games (0-2-0) | | | |
| D.7.02 | A - Aloha Stadium | L | 40-41 |
| D.3.05 | A - Aloha Stadium | L | 38-49 |
| Mountain West Conference Era (2-0) | | | |
| O.6.12 | H - Qualcomm Stadium | W | 52-14 |
| N.16.13 | A - Aloha Stadium | W-ot | 28-21 |
| O.18.14 | H - Qualcomm Stadium | | |

2014 SAN DIEGO STATE SCHEDULE / RESULTS

| Date | Opponent | Site | TV | Time/Result | Series | Note |
|----------|---|---|---------------|---------------|---------------|---|
| Aug. 30 |  NORTHERN ARIZONA Lumberjacks | San Diego, Calif. Qualcomm Stadium | CBSSN | W, 38-7 | SDSU, 3-0 | SDSU leads 24-0 at halftime, wins 1st opener since '11; Pumphrey: 19 att., 111 yds., 2 TD |
| Sept. 6 |  at North Carolina Tar Heels | Chapel Hill, N.C. Kenan Stadium | ESPNews | L, 27-31 | UNC, 2-0 | SDSU outgains UNC, 509-394, but has 3 INTs; Pumphrey: 17 att., 100 yds, 2TD; Kaehler: 341 yds |
| Sept. 20 |  at Oregon State Beavers | Corvallis, Ore. Reser Stadium | FOX Sports 1 | L, 7-28 | OSU, 3-2 | OSU scores final 28 points, holds SDSU to just 215 total yards; Pumphrey: 103 AP yds |
| Sept. 27 |  UNLV Rebels | San Diego, Calif. Qualcomm Stadium | ESPN3 | W, 34-17 | SDSU, 15-9 | SDSU scores 21 in 2Q to lead 28-10, at half; Pumphrey: CH's of 22 att., 167 yds. & 4 TD |
| Oct. 3 |  at Fresno State Bulldogs | Fresno, Calif. Bulldog Stadium | CBSSN | L, 13-24 | SDSU, 27-23-4 | SDSU down 4 w/ball in FS territory in 4Q Defense limits FSU to 315 yards; SH 9 TFL |
| Oct. 10 |  at New Mexico Lobos | Albuquerque, N.M. University Stadium | ESPNU | W, 24-14 | SDSU, 25-15 | Rocky Long 3-0 as a HC vs. former team; Pumphrey: 20 att., 246 yds., 2 TDs |
| Oct. 18 |  HAWAII Rainbow Warriors | San Diego, Calif. Qualcomm Stadium | CBSSN | 7:30 p.m. PT | SDSU, 17-9-2 | Aztecs have won six in row over UH in San Diego dating back to 1990 |
| Nov. 1 |  at Nevada Wolf Pack | Reno, Nev. Mackey Stadium | CBSSN | 7:30 p.m. PT | SDSU, 4-2 | SDSU has won two straight OT thrillers vs. Wolf Pack, including 39-38 win in Reno in '12 |
| Nov. 8 |  IDAHO Vandals | San Diego, Calif. Qualcomm Stadium | ROOT Sports | 3:30 p.m. PT | Tied, 2-2 | Home team has won in four all-time meetings; Aztecs beat Vandals 45-17 at the 'Q' in 2008. |
| Nov. 15 |  at Boise State Broncos | Boise, Idaho Albertsons Stadium | ESPN Networks | TBA | SDSU, 2-1 | SDSU is first team to defeat BSU in two straight years since Wash. St. (2000-01) |
| Nov. 21 |  AIR FORCE Falcons | San Diego, Calif. Qualcomm Stadium | CBSSN | 6:30 p.m. PT | AFA, 19-13 | Aztecs have won four straight in series and four of last five in San Diego |
| Nov. 29 |  SAN JOSÉ STATE Spartans | San Diego, Calif. Qualcomm Stadium | CBSSN | 12:30 p.m. PT | SJSU, 19-16-2 | SDSU snaps three-game slide vs. SJSU in '13 after rallying with 22 pts in 4th qtr |

SDSU CAREER VS. HAWAII

| Rushing | Att. | Yds. | Avg. | TD |
|-----------------|------|------|------|----|
| Donnel Pumphrey | 10 | 61 | 6.1 | 1 |
| Chase Price | 9 | 22 | 2.4 | 1 |
| Ezell Ruffin | 1 | 10 | 10.0 | 0 |
| Jemond Hazely | 1 | 5 | 5.0 | 0 |
| Quinn Kaehler | 3 | -13 | -4.3 | 0 |

| Passing | A-C-I | Yds. | TD | Eff. |
|---------------|---------|------|----|--------|
| Quinn Kaehler | 34-17-0 | 265 | 1 | 125.18 |

| Receiving | No. | Yds. | Avg. | TD |
|-----------------|-----|------|------|----|
| Ezell Ruffin | 8 | 142 | 17.8 | 0 |
| Donnel Pumphrey | 2 | 21 | 10.5 | 0 |
| Adam Roberts | 1 | 3 | 3.0 | 0 |

| Kickoff Returns | No. | Yds. | Avg. | TD |
|-----------------|-----|------|------|----|
| N/A | | | | |

| Punt Returns | No. | Yds. | Avg. | TD |
|--------------|-----|------|------|----|
| N/A | | | | |

| Defense | S-A-T | Other |
|-----------------|--------|-----------------------|
| Josh Gavert | 9-4-13 | FR, INT |
| Cody Galea | 7-1-8 | |
| Derek Largent | 7-0-7 | 2.0 TFL, SCK, FR, PBU |
| Jon Sanchez | 6-0-6 | TFL |
| Jake Fely | 5-1-6 | |
| David Lamar | 4-0-4 | |
| Sam Meredith | 3-1-4 | SCK, TFL |
| Dontrell Onuoha | 2-2-4 | 0.5 TFL |
| Damontae Kazee | 2-1-3 | FF |
| Calvin Munson | 2-1-3 | |
| Stan Sedberry | 2-0-2 | FF |
| Pierre Romain | 2-0-2 | |
| Malik Smith | 1-1-2 | |
| Alex Barrett | 0-1-1 | |
| Zach Dilley | 0-1-1 | |
| Seamus McMorrow | 0-1-1 | |
| Micah Seau | 0-1-1 | |

| Punting | No. | Yds. | Avg. | Long |
|-----------------|-----|------|------|------|
| Joel Alesi | 7 | 238 | 34.0 | 51 |
| Seamus McMorrow | 6 | 228 | 38.0 | 50 |

| Kicking | FG-FGA | Long | PAT-PATA |
|-----------------|--------|------|----------|
| Seamus McMorrow | 0-0 | N/A | 4-4 |

Toledo took over as offensive coordinator) and extended its streak of scoring to 96 games (dating back to the 10th game of the 2006 campaign).

- San Diego State is averaging 218.5 rushing yards per game in 2014 to rank 25th in the country. The Aztecs are coming off a 46-carry, 397-yard performance at New Mexico. SDSU is averaging 5.7 yards per carry to rank 15th in the country.
- Sophomore RB Donnel Pumphrey has rushed for 807 yards through his first six games of the season and surpassed 1,000 career yards rushing in San Diego State's game at Oregon State earlier this year. On the Doak Walker Watch List (nation's top running back), Pumphrey reached the career century mark in just his 168th career carry (and fourth start) to become the 35th player in school history to reach 1,000 career rushing yards. On the season, the Las Vegas native ranks in a tie for third in the nation in rushing touchdowns (11), tied for fifth in points per game (12.00) (tied for fourth among non-kickers), ninth in rushing yards per game (134.50), 14th in rushing yards per carry (6.78) and 19th in all-purpose yards per game (145.67).
- San Diego State returns six starters on the offensive side of the ball from the 2013 season, including senior quarterback Quinn Kaehler (inj.), senior wide receiver Ezell Ruffin (inj.), senior left tackle Terry Poole and junior right guard Darrell Greene.
- Three SDSU offensive players made their first career start in the 2014 opener - junior tight end Robert Craighead, junior fullback Dakota Gordon and junior right tackle Pearce Slater. Since then, Aztecs to log their first career start have included junior wide receivers Larry Clark and Jemond Hazely, junior center Lenicio Noble, sophomore wide receiver Lloyd Mills, sophomore tight end Daniel Brunskill and true freshman quarterback Nick Bawden. Altogether, 18 different players have started on offense for SDSU.
- On the offensive line, three San Diego State student-athletes scheduled to start have at least 12 starts under their belt. At left tackle, Terry Poole, who started 12 games at right tackle a year ago, is in his senior campaign and now has 18 career starts. At right guard, junior Darrell Greene has 18 career starts, all at RG and has played in 21 career games. The most experienced lineman of the group is senior center Zach Dilley. Dilley has played in 26 career games and 20 starts (13 at right tackle, five at left guard and two at center). Dilley, however, is currently backing up Lenicio Noble.

Bullet Notes - Defense

- San Diego State had eight first-time starters on defense in the season opener. That is the highest total for either side of the ball (offense or defense) by any team in the country.
- SDSU has allowed just 121 points through six games this season (20.2 ppg, 27th nationally and first in the Mountain West). That is the second-fewest points allowed through six games for an Aztec squad in the last 11 seasons (allowed 104 points in 2010). Last season through six games, SDSU had allowed 196 points.
- San Diego State has not allowed more than 401 yards in total offense in 10 of the last 11 games. Since Nov. 9, 2013, SDSU's 350.5 yards allowed per game ranks 26th nationally.
- The Aztecs have intercepted an opponent's pass in seven consecutive games. That is the longest streak for SDSU since an eight-game stretch with at least one pick in 2010.
- San Diego State is allowing 130.8 rushing yards a game this season to rank 41st nationally. The Aztecs are allowing only 3.5 yards per rush which is the 38th-best total nationally.
- SDSU has 41 tackles for loss and 15 sacks through six games this season. Remarkably, the Aztecs have had 18 different players record a tackle for loss and 10 different players record a sack in 2014.
- San Diego State allowed just seven points to Northern Arizona in the season opener. It was the fewest points allowed by the Aztecs since they defeated Army, 42-7, on Sept. 8, 2012.
- In the opener, SDSU held Northern Arizona to a 102.83 passing efficiency rating. That is the lowest allowed by the Aztecs since limiting Brigham Young to an 85.22 rating in the 2012 Poinsettia Bowl. It also snapped a 13-game streak in which San Diego State allowed a passing touchdown. Recently, the Aztecs have held opponents under a 100 passing efficiency rating in back-to-back games (85.76 at Fresno State, 90.10 at New Mexico) for the first time since 2011 - Nov. 5 (66.96 vs. New Mexico) and Nov. 12 (51.67 at Colorado State).
- Cody Galea is slated to make his 30th consecutive start Saturday, the longest active streak on the team.
- Josh Gavert is slated to play in his 46th straight game on Saturday, the longest active streak on the team.
- Senior defensive back J.J. Whittaker, who is on the Thorpe Watch List for best defensive back, had three interceptions and 11 passes broken up in the final 10 games of last season. He is fourth on the squad this season with 33 stops, and had a career-high 11 tackles at Oregon State and intercepted his first pass of the season Oct. 3 at Fresno State.
- Fourth-year SDSU head coach Rocky Long is once again serving as defensive coordinator. This is his sixth season as the DC for the Aztecs. Since the beginning of 2009, when Long took over as defensive coordinator, the Aztecs rank 33rd nationally and first among MW teams that have been in the league the last five seasons in yards per rush allowed (3.8) and 36th nationally in scrimmage yards per touch (6.5).
- In the last three-plus seasons (since 2011), SDSU has held its opponent to less than 100 yards rushing 18 times.
- SDSU returns four starters on the defensive side of the ball from 2013 in senior defensive end Dontrell Onuoha, senior middle linebacker Cody Galea, senior linebacker Josh Gavert and senior cornerback J.J. Whittaker. Gavert didn't start the first three games due to injury, but started for Derek Largent after Largent's emergency appendectomy on Sept. 26 and started again the past two road contests.
- In addition, senior linebacker Cody Galea made his first six career starts at that position (previous 24 starts came at defensive end) this season.
- As previously mentioned, eight defensive players made their first career start in the 2014 opener - junior defensive end Jon Sanchez, sophomore defensive tackle Alex Barrett, sophomore cornerback Damontae Kazee, sophomore Aztec (safety) Na'im McGee, sophomore linebacker Calvin Munson, sophomore linebacker Micah Seau, sophomore Warrior (safety) Malik Smith and

redshirt freshman Warrior (safety) Trey Lomax. Altogether, 14 different players have started at defense for SDSU.

Bullet Notes - Special Teams

- The area in which San Diego State showed the most improvement this season has been in special teams.
- Below is a look comparing the 2013 special-team rankings with those from this season.

| Category | 2013 Number (NR) | 2014 Number (NR) |
|------------------------|------------------|------------------|
| PAT Percentage | 67.7 (121) | 100.0 (1) |
| FG Percentage | 50.0 (118) | 88.9 (12) |
| Punt Return Defense | 7.92 (66) | 5.33 (40) |
| Punt Return | 11.16 (32) | 9.38 (48) |
| Kickoff Return Defense | 22.35 (86) | 20.18 (57) |
| Net Punting | 36.33 (82) | 37.22 (74) |
| Kickoff Return | 21.04 (71) | 16.56 (123) |

NR - indicates national ranking

- According to ESPN's Team Efficiencies, San Diego State has the 22nd-ranked special teams in the nation and second best in the Mountain West.
- The Aztecs ended the 2013 campaign by missing their final eight field goal attempts, but in 2014, behind junior Donny Hageman, SDSU is 8-for-9 on FGA in 2014 (San Diego State's opponents are 3-for-7). Hageman has made his last seven attempts.
- San Diego State has scored four non-offensive touchdowns in its last nine game (three punt returns and one interception return). Since Nov. 23, 2013, only 98 teams in the nation have scored a non-offensive touchdown and the Aztecs have done it four times. That ranks 16th nationally during that span.
- Lloyd Mills returned a fourth-quarter punt 67 yards for a touchdown in the opening game. The sophomore scored on the fifth collegiate touch of his career (had four previous punt returns and a rush prior to the TD). It gave the Aztecs their third punt return for touchdown over the previous four games (now that is three punt returns for touchdowns in nine games). In fact, since Nov. 23 of last season only seven teams in the country have returned multiple punts for touchdowns - San Diego State (3), Utah (3), Auburn (2), Middle Tennessee (2), Nebraska (2), North Carolina (2) and Utah State (2).
- The place-kicking game looked much improved through the first half of the year. Junior transfer Donny Hageman converted all 17 of his extra-point attempts (something the Aztecs were just 39-of-45 a year ago) and is 8-for-9 in field goal attempts (SDSU was 8-for-16 last season). He has made three field goals from more than 40 yards out. He ended a 337-day field goal drought for SDSU by converting a 48-yard attempt in the second quarter against NAU. SDSU did not successfully make a FG in the final nine games of the 2013 campaign. During that period, all 124 other FBS schools made a field goal. The highest total during that period was Arizona State with 20, while Purdue only made one. The Aztecs were 0-for-7 during the nine-game drought.

Program Notes

- San Diego State has advanced to four consecutive bowl games. The Aztecs join Stanford as the only football teams in California - FBS or NFL - to advance to the postseason in each of the past four seasons.
- SDSU is one of 29 schools to play in a bowl game each of the last four seasons, which is the longest streak in the Mountain West. San Diego State and Boise State are the only two current Mountain West schools to reach a bowl game in 2010, 2011, 2012 and 2013.
- With bowl game appearances in a school-record four straight seasons, the Aztecs have equaled their total number of bowls played in the 41 prior seasons (1969 through 2009).
- Between 2000-09, SDSU was 38-80 (.322) and owned the nation's 106th-best winning percentage. Since 2010, San Diego State is 37-21 (.638) and owns the nation's 28th-best winning percentage.
- Since the beginning of the 2010 campaign, San Diego State has posted a 37-21 record (.638). The only teams in the state of California with a better record during that span are Stanford (50-10) and USC (39-19).
- With 37 wins in their last 58 games (37-21 since the beginning of the 2010 campaign), the Aztecs have equaled their win total from the previous 111 games (37-74).
- The 34 wins over the previous four seasons (9 in 2010, 8 in 2011, 9 in 2012 and 8 in 2013) are the most in a 4-year period at San Diego State since 1974-77 (36 wins).
- Since the beginning of 2010, the Aztecs have won 37 games. That is more than any current member of the Mountain West during that time (Boise State (35) is second, Air Force (28) is third).
- San Diego State defeated Boise State in consecutive seasons (2012 and 2013), becoming the first team to accomplish that since Washington State did it in 2000 and 2001.
- SDSU owns 19 conference championships, but the 2012 Mountain West title was the school's first since claiming the 1998 Western Athletic Conference Pacific Division championship.

The Series: Hawaii

- Saturday is the 29th meeting between the schools with SDSU owning a 17-9-2 advantage. The Aztecs have won the two most recent games in the series, 52-14 in 2012 and 28-21 (overtime) in 2013..
- San Diego State owns an 8-3 advantage against Hawaii in San Diego. The Aztecs won the last six meetings played between the teams at Qualcomm Stadium, and have not dropped a game to the Rainbow Warriors in San Diego since Oct. 15, 1988.
- The Aztecs have won 11 of the last 13 outings in the series, dating back to 1990.
- SDSU met Hawaii 19 straight years from 1980-1998 when the Aztecs were still in the WAC. In WAC play, the Aztecs owned a

HAWAII SCHEDULE (2-4, 1-0)

| | | |
|----------------|---------------------------|---------------------|
| Aug. 30 | Washington | L, 16-17 |
| Sept. 6 | Oregon State | L, 30-38 |
| Sept. 13 | Northern Iowa | W, 27-24 |
| Sept. 20 | at Colorado | L, 12-21 |
| Oct. 4 | at Rice | L, 14-28 |
| Oct. 11 | Wyoming* | W, 38-28 |
| Oct. 18 | at San Diego State | 7:30 p.m. PT |
| Oct. 25 | Nevada* | 6 p.m. HT |
| Nov. 1 | Utah State* | 5 p.m. HT |
| Nov. 8 | at Colorado State* | TBA |
| Nov. 15 | at San Jose State* | 1:30 p.m. PT |
| Nov. 22 | UNLV* | 6 p.m. HT |
| Nov. 29 | at Fresno State* | 4 p.m. PT |

TEAM COMPARISON (2014)

(National rankings in parentheses) (as of Oct. 12)

| Category | San Diego State | Hawa'i |
|-----------------------|-----------------|--------------|
| Record | 3-3 | 2-4 |
| Conference | 2-1 | 1-0 |
| Scoring Offense | 23.83 (95) | 22.83 (99) |
| Scoring Defense | 20.17 (27) | 26.00 (69) |
| Scoring Differential | +2.66 | -3.17 |
| Rushing Offense | 218.50 (25) | 162.00 (71) |
| Passing Offense | 169.67 (111) | 203.50 (95) |
| Total Offense | 388.17 (83) | 365.50 (100) |
| Passing Efficiency | 98.41 (120) | 97.10 (121) |
| Rushing Defense | 130.83 (41) | 125.83 (36) |
| Passing Defense | 221.00 (47) | 247.17 (76) |
| Total Defense | 351.83 (36) | 373.00 (50) |
| Passing Eff. Defense | 122.05 (52) | 130.63 (77) |
| Net Punting | 37.22 (74) | 42.00 (15) |
| Punt Returns | 9.38 (48) | 9.71 (44) |
| Kickoff Returns | 16.56 (123) | 20.00 (81) |
| Punt Return Def. | 5.33 (40) | 3.11 (12) |
| Kick Return Def. | 20.18 (57) | 27.53 (119) |
| Interceptions Thrown | 10 (114) | 3 (13) |
| Fumbles Lost | 3 (31) | 7 (101) |
| Passes Intercepted | 7 (31) | 6 (48) |
| Fumbles Recovered | 2 (99) | 5 (38) |
| Turnovers Lost | 13 (96) | 10 (55) |
| Turnovers Gained | 9 (67) | 11 (45) |
| Turnover Margin | -0.67 (104) | +0.17 (54) |
| Sacks | 2.50 (44) | 2.17 (57) |
| Tackles for Loss | 6.83 (34) | 6.50 (44) |
| Sacks Allowed | 1.50 (37) | 3.33 (116) |
| TFL Allowed | 4.17 (14) | 7.67 (114) |
| First Downs Off. | 120 (85) | 125 (77) |
| First Downs Def. | 116 (50) | 112 (37) |
| 3rd Down Conv. % | 44.16 (44) | 31.90 (113) |
| 4th Down Conv. % | 33.33 (99) | 54.55 (51) |
| 3D Conv. % Def. | 42.17 (84) | 28.72 (11) |
| 4D Conv. % Def. | 57.14 (74) | 62.50 (85) |
| Fewest Penalties | 7.67 (99) | 5.33 (34) |
| Fewest Penalties Yds. | 65.17 (93) | 47.33 (37) |
| Red Zone Offense | 84.21 (54) | 80.77 (86) |
| Red Zone Defense | 93.75 (115) | 100.00 (120) |
| Time of Possession | 30:40 (46) | 29:14 (79) |

SDSU IN THE RANKINGS (2014)

| Category..... | Pct./No. | NCAA | MW |
|---------------------------------|----------|------|----|
| Rushing Offense..... | .218.50 | 25 | 3 |
| Passing Offense..... | .169.67 | 111 | 10 |
| Total Offense..... | .388.17 | 83 | 7 |
| Scoring Offense..... | .23.83 | 95 | 8 |
| Passing Efficiency..... | .98.41 | 120 | 11 |
| Rushing Defense..... | .130.83 | 41 | 5 |
| Passing Defense..... | .221.00 | 47 | 4 |
| Total Defense..... | .351.83 | 36 | 2 |
| Scoring Defense..... | .20.17 | 27 | 1 |
| Passing Efficiency Defense..... | .122.05 | 52 | 3 |
| Net Punting..... | .37.22 | 74 | 7 |
| Punt Returns..... | .9.38 | 48 | 4 |
| Kickoff Returns..... | .16.56 | 123 | 12 |
| Turnover Margin..... | -.0.67 | 104 | 11 |
| Fumbles Recovered..... | .2 | 99 | 11 |
| Passes Intercepted..... | .7 | 31 | 3 |
| Fumbles Lost..... | .3 | 31 | 3 |
| Interceptions Thrown..... | .10 | 114 | 10 |
| Turnovers Gained..... | .9 | 67 | 7 |
| Turnovers Lost..... | .13 | 96 | 9 |
| Fewest Penalties..... | .7.67 | 95 | 9 |
| Fewest Yards Penalized..... | .65.17 | 99 | 10 |
| Punt Return Yardage Def..... | .5.33 | 40 | 5 |
| Kickoff Return Yardage Def..... | .20.18 | 57 | 7 |
| Sacks..... | .2.50 | 44 | 4 |
| Tackles for Loss..... | .6.83 | 34 | 4 |
| Sacks Allowed..... | .1.50 | 37 | 3 |
| Tackles for Loss Allowed..... | .4.17 | 14 | 1 |
| 3rd Down Conversion Pct..... | .44.16 | 44 | 5 |
| 4th Down Conversion Pct..... | .33.33 | 99 | 10 |
| 3rd Down Defense..... | .42.17 | 84 | 9 |
| 4th Down Defense..... | .57.14 | 74 | 9 |
| Time of Possession..... | .30:40 | 46 | 8 |
| First Downs..... | .120 | 85 | 8 |
| Opponent First Downs..... | .116 | 50 | 3 |
| Field Goal Percentage..... | .88.89 | 1 | 12 |
| Red Zone Offense..... | .84.21 | 54 | 3 |
| Red Zone Defense..... | .93.75 | 115 | 11 |
| PAT Kicking..... | .100.00 | 1 | 1 |

12-5-2 record. This marks the third consecutive season the teams have met as members of the Mountain West Conference (SDSU has won both of those meetings).

- Since 1990, the Aztecs are 11-2 against the Warriors and have outscored them by a 534-283 (41.1-21.8) margin.
- San Diego State has won six of the last eight games in the series. In those six wins, SDSU has a total of six turnovers and owns a +7 turnover margin. In the two losses, the Aztecs have a total of five turnovers.
- The Aztecs have rushed for at least 100 yards in each of the last 12 meetings with seven 200-yard rushing games during that span.
- In the 23 meetings in the Division I era, the average game time temperature is 74.5 degrees.

SDSU VS. HAWAII - DIVISION I ERA SERIES

| Date | Site | Result | Rk - Rk | SD UH | | Total | | Rushing | | Passing | | Te. | Att. | | |
|---------|-----------------|--------------|---------|-------|----|-------|-----|---------|-----|---------|-----|-----|------|----|--------|
| | | | | FD | FD | Yds | Yds | Yds | Yds | Yds | Yds | | | | |
| N.8.80 | A - Aloha | L 6 - 31 | - - - | 16 | 24 | 228 | 410 | 1 | 1 | 140 | 287 | 88 | 123 | 79 | 36,485 |
| O.24.81 | H - JackMurphy | L 10 - 28 | - - - | 20 | 20 | 346 | 393 | 3 | 1 | 93 | 295 | 253 | 98 | 66 | 33,167 |
| N.6.82 | A - Aloha | W 31 - 28 | - - - | 24 | 16 | 560 | 357 | 3 | 2 | 47 | 135 | 513 | 222 | 75 | 42,041 |
| O.1.83 | A - Aloha | T 27 - 27 | - - - | 17 | 23 | 348 | 528 | 3 | 4 | 109 | 233 | 239 | 295 | 89 | 34,153 |
| O.27.84 | A - Aloha | L 10 - 16 | - - - | 19 | 18 | 375 | 436 | 1 | 0 | 64 | 198 | 311 | 238 | 75 | 44,017 |
| N.30.85 | A - Aloha | T 10 - 10 | - - - | 11 | 19 | 225 | 368 | 4 | 6 | 101 | 188 | 124 | 180 | 68 | 23,644 |
| N.22.86 | H - Jack Murphy | W 35 - 3 | - - - | 20 | 15 | 346 | 208 | 2 | 6 | 153 | 1 | 193 | 207 | 63 | 23,838 |
| O.31.87 | A - Aloha | W 29 - 21 | - - - | 22 | 18 | 462 | 271 | 5 | 1 | 89 | 162 | 373 | 109 | 79 | 41,437 |
| O.15.88 | H - Jack Murphy | L 30 - 32 | - - - | 21 | 23 | 359 | 394 | 4 | 3 | 106 | 217 | 253 | 177 | 69 | 27,142 |
| O.7.89 | A - Aloha | L 24 - 31 | - - - | 26 | 21 | 390 | 425 | 1 | 1 | 71 | 284 | 319 | 141 | 79 | 42,958 |
| N.10.90 | H - Jack Murphy | W 44 - 38 | - - - | 22 | 22 | 543 | 469 | 4 | 4 | 114 | 139 | 429 | 330 | 68 | 20,450 |
| O.5.91 | A - Aloha | W 47 - 21 | - - - | 24 | 15 | 578 | 233 | 1 | 1 | 305 | 157 | 273 | 76 | 81 | 38,259 |
| N.14.92 | H - Jack Murphy | W 52 - 28 | - - 23 | 30 | 13 | 675 | 317 | 2 | 0 | 330 | 190 | 345 | 127 | 65 | 50,021 |
| O.9.83 | A - Aloha | W 45 - 14 | - - - | 24 | 15 | 493 | 281 | 1 | 4 | 234 | 158 | 259 | 123 | 81 | 45,641 |
| O.29.84 | H - Jack Murphy | W 38 - 23 | - - - | 22 | 20 | 421 | 400 | 5 | 6 | 185 | 187 | 236 | 213 | 69 | 34,096 |
| N.18.95 | A - Aloha | W 49 - 10 | - - - | 27 | 19 | 563 | 319 | 0 | 2 | 242 | 45 | 321 | 274 | 84 | 27,561 |
| O.11.96 | H - Jack Murphy | W 56 - 8 | - - - | 21 | 11 | 427 | 205 | 1 | 4 | 247 | 100 | 180 | 105 | 70 | 27,098 |
| O.25.97 | A - Aloha | W 10 - 3 | - - - | 17 | 27 | 311 | 377 | 0 | 4 | 138 | 88 | 173 | 289 | 79 | 29,342 |
| O.9.98 | H - Qualcomm | W 35 - 13 | - - - | 23 | 16 | 451 | 302 | 1 | 0 | 263 | 55 | 188 | 247 | 68 | 20,320 |
| D.7.02 | A - Aloha | L 40 - 41 | - - - | 24 | 30 | 632 | 610 | 1 | 5 | 125 | 173 | 507 | 437 | 74 | 36,671 |
| D.3.05 | A - Aloha | L 38 - 49 | - - - | 31 | 34 | 554 | 588 | 4 | 4 | 133 | 262 | 421 | 276 | 77 | 28,326 |
| O.6.12 | H - Qualcomm | W 52 - 14 | - - - | 27 | 12 | 412 | 173 | 0 | 3 | 194 | 61 | 218 | 112 | 73 | 50,586 |
| N.16.13 | A - Aloha | W-ot 28 - 21 | - - - | 21 | 20 | 499 | 355 | 4 | 2 | 234 | 161 | 265 | 194 | 82 | 28,530 |

San Diego State number is listed first. Note: San Diego Stadium and Jack Murphy Stadium is currently Qualcomm Stadium.

San Diego State vs. Hawaii - Connections

- Hawaii's running backs coach Wayne Moses was the running backs assistant at San Diego State during the 1986-88 seasons.
- San Diego State true freshman linebacker Dakota Turner a Mililani, Hawaii native, attended Mililani High School. Hawaii's defensiveback Taz Stevenson also attended Mililani HS and graduated in 2010.
- Hawaii's defensive lineman Nick Childs is from San Diego, Calif., and attended Scripps Ranch High. In addition, Hawaii's defensive lineman Luke Shawley attended San Diego Mesa Junior College.
- San Diego State kicker Donny Hageman along with Hawaii's lineman Julian Gener and defensive back Michael Martin all attended Mt. San Antonio College.
- Six Hawaii's players went to the same high school as current Aztecs.

SDSU-HAWAII - PLAYER CONNECTIONS

| San Diego State | Hometown/High School | Hawaii |
|--------------------------------|--|---|
| OL Austin Maass | Mission Viejo, Calif./Mission Viejo HS | DB Anthony Pierce |
| WR Andrew Schuurs | | OL Keali'i Kauahi (Ladera Ranch, Calif.) |
| DB Malik Smith | Compton, Calif./Dominguez HS | OL Dejon Allen |
| DB Kalan Montgomery | | |
| LB Dakota Turner (Mililani HS) | Hawaii | DB Taz Stevenson (Mililani HS) |
| | | DB Damien Packer (Kea'au HS) |
| | | WR Keelan Ewaliko (Baldwin HS) |
| | | RB Steven Lakalaka (Punahou HS) |
| | | QB Jeremy Higgins (St. Louis HS) |
| | | LB Lance Williams (Farrington HS) |
| | | WR Samson Anguay (Campbell HS) |
| | | WR Duke Bukoski (St. Louis HS) |
| | | RB Jason Muraoka (Kamehameha HS) |
| | | OK Kainoa McDonald (Punahou HS) |
| | | DB Joshua Donovan (Mid-Pacific Institute) |
| | | FB/TE Justin Vele (Farrington HS) |
| | | DB Michael Martin (St. Louis HS) |
| | | FB Kaiwi Chung (Kamehameha HS) |

LONG'S ERA DEFENSIVE SCORING PLAYS

| |
|---|
| 2013 |
| J.J. Whittaker 18-yd INT vs. Boise State (N.23) (TD) |
| 2012 |
| Everett Beed 52-yd FR vs. Air Force (N.10) (TD) |
| Leon McFadden ... 96-yd INT at Fresno State (S.29) (TD) |
| Eric Pinkins 32-yd INT at Fresno State (S.29) (TD) |
| Leon McFadden . 28-yd INT vs. North Dakota (S.15) (TD) |
| 2010 |
| Jerome Long FR in end zone after Rob Andrews' FF at TCU (N.13) (Safety) |
| 2009 |
| Luke Laolugi 55-yd INT at UNLV (N.28) (TD) |
| Dey Juan Hemmings... 14-yd FR after Ernie Lawson's FF vs. New Mexico State (O.3) (TD) |
| Team..... QB fell in end zone vs. So. Utah (S.12) (Safety) |

| | | |
|--|--|---|
| WR Kene Anigbogu (Helix HS) | San Diego, Calif. | LB Tumua Tuinei (Punahou HS) |
| DB David Lamar (Madison HS) | | DL Marcus Malepeai (Radford HS) |
| K/P Seamus McMorrow (St. Augustine HS) | | OL Kiha Sai (Kamehameha HS) |
| DB Kevin Campano (Scripps Ranch HS) | | DL Nick Childs (Scripps Ranch HS) |
| LB Fred Melifonwu (Lincoln HS) | | |
| OL Devin Tomlinson (Madison HS) | | |
| WR Eric Judge (San Diego HS) | | |
| DB Trey Lomax (Mira Mesa HS) | | |
| WR Jabril Clewis (Patrick Henry) | | |
| LB Zach Brown (Patrick Henry) | | |
| OL Lenicio Noble (Cheyenne HS) | Las Vegas, Nev. | LB Jerrol Garcia-Williams (Palo Verde HS) |
| RB Donnel Pumphrey (Canyon Springs HS) | | |
| DL Noble Hall (Valley High) | | |
| TE Daniel Brunskill | Valley Center, Calif./Valley Center High | QB Beau Reilly |
| DL Jon Sanchez | Murrieta, Calif./Vista Murrieta High | LB Jeremy Castro |
| OL Antonio Rosales (Tucson Magnet HS) | Tucson, Ariz. | DB Jalen Rogers (Cienega HS) |
| DB Na'Im McGee (St. Mary's HS) | Oakland, Calif. | DB Jamal Mayo (Skyline HS) |
| LB Josh Gavert | Lakewood, Calif./Mayfair HS | RB Dominique Small |
| KP Donny Hageman | Covina, Calif./Mt. San Antonio College | LB Julian Gener |
| | | DB Michael Martin (Mt. SAC) |
| QB Quinn Kaehler | Diablo Valley College | DB Gaetano DeMattei |
| DB Na'Im McGee | | |
| LB Devantae Davis (Lincoln HS) | Dallas, Texas | WR Terrence Sayles (Kerens HS) |

Last Meeting: Hawai'i

San Diego State 28, Hawai'i 21 (overtime)

>> Nov. 16, 2013 >> Aloha Stadium >>

Honolulu, Hawaii

HONOLULU - Adam Muema rushed 163 yards to lead San Diego State to another come-from-behind victory over Hawai'i at Aloha Stadium.

The win was the sixth of the season for the Aztecs, who became bowl eligible for the fourth straight year after failing to make a bowl the previous 11 campaigns.

SDSU rallied from a 7-point deficit three times during the game and won its fourth straight contest when trailing at the half.

Down 21-14 with 6:20 left, San Diego State put together an 8-play, 82-yard drive over 3:50, culminating with a 14-yard touchdown run by Chad Young.

The Aztec defense then forced the Warriors to punt with 54 seconds left. Starting on its own 28, SDSU got into UH territory when Quinn Kaehler found Dylan Denso with a 19-yard pass on a 3rd and 8. Denso, however, fumbled the ball, giving Hawai'i a last chance to end the game in regulation. The Warriors' Hail Mary at the end of regulation was knocked down by San Diego State's Nat Berhe, forcing overtime for the third time this year and fourth time in 16 contests.

As they had done for most of the game, the Aztecs let Muema and the offensive line do the work. Muema ran it three times for 25 yards on the overtime drive with rushes of 11 yards and 12 yards before ending with a 2-yard score. The PAT by Seamus McMorrow put SDSU up by seven.

After a no gain by Joey Iosefa, San Diego State's Eric Pinkins sacked UH quarterback Sean Schroeder, forcing a 3rd and 20. The Aztecs then forced Schroeder into throwing two more incompletions, sealing the win



SDSU-HAWAII

Nov. 16, 2013 | Aloha Stadium | Honolulu, Hawaii
 Attendance: 28,530 | Weather: Mostly cloudy, 82 degrees, Winds 10 mph E

| | 1 | 2 | 3 | 4 | OT | Total |
|-----------------|---|---|---|---|----|-------|
| San Diego State | 0 | 7 | 7 | 7 | 7 | - 28 |
| Hawai'i | 7 | 7 | 0 | 7 | 0 | - 21 |

SCORING SUMMARY

| | |
|--|--------------|
| UH - Iosefa 5-yard run (Hadden kick) | (1:14, 1st) |
| SDSU - Lockett 56-yard pass from Kaehler (McMorrow kick) | (8:40, 2nd) |
| UH - Molena 31-yard pass from Schroeder (Hadden kick) | (7:00, 2nd) |
| SDSU - Pumphrey 30-yard run (McMorrow kick) | (11:53, 3rd) |
| UH - Iosefa 8-yard pass from Schroeder (Hadden kick) | (9:42, 4th) |
| SDSU - Young 14-yard run (McMorrow kick) | (2:34, 4th) |
| SDSU - Muema 2-yard run (McMorrow kick) | (0:00, OT) |

TEAM STATS

| | San Diego State | Hawai'i |
|------------------------|-----------------|---------|
| First Downs | 21 | 20 |
| Rushes-Yards | 39-234 | 47-161 |
| Passing Yards | 234 | 161 |
| C-A-I | 17-34-0 | 18-37-1 |
| Total Offense | 73-499 | 84-355 |
| Fumbles-Lost | 4-4 | 2-1 |
| Penalties-Yards | 6-44 | 5-33 |
| Possession Time | 28:56 | 31:04 |
| Turnovers | 4 | 2 |
| Average Field Position | SDSU 27 | UH 30 |

INDIVIDUAL STATS

Rushing (Att.-Yards-TDs): SDSU: Muema 24-163-1; Pumphrey 10-61-1; Young 2-23-1; Kaehler 3-(-13)-0. UH: Iosefa 37-150-1; Bowens 1-20-0; Lakalaka 3-4-0; Schroeder 6-(-13)-0.

Passing (Att.-Comp.-Int., Yards, TDs): SDSU: Kaehler 34-17-0, 265, 1. UH: Schroeder 36-18-1, 194-2; Graham 1-0-0, 0, 0.

Receiving (No.-Yards-TDs): SDSU: Lockett 4-106-1; Ruffin 4-99-0; Denso 2-25-0; Pumphrey 2-21-0; Young 2-8-0; Roberts 1-3-0; Vizzi 1-2-0; Muema 1-2-0. UH: Gant 5-41-0; Langkilde 5-35-0; Harding 2-43-0; Iosefa 2-18-1; Moleni 1-31-1; Lakalaka 1-13-0; Stutzmann 1-8-0; Anguy 1-5-0.

SDSU INDIVIDUAL RANKINGS (2014)

(Top 100 overall) (ties included in rankings)

Rushing Touchdowns
 3. Donnel Pumphrey.....11

Punt Return Touchdowns
 4. Lloyd Mills.....1

Points Per Game
 5. Donnel Pumphrey.....11.00

Rushing Yards Per Game
 9. Donnel Pumphrey.....134.50

Field Goal Percentage
 12. Donny Hageman88.9

Rush Yards Per Carry
 14. Donnel Pumphrey.....6.78
 93. Chase Price.....4.71

All-Purpose Yards Per Game
 19. Donnel Pumphrey.....145.67

Punt Return Average
 23. Lloyd Mills.....10.00

Field Goals Per Game
 30. Donny Hageman1.33

Fumble Recoveries
 50. Trey Lomax.....1
 Pierre Romain1

Interceptions Per Game
 54. Calvin Munson.....0.33

Passing Yards Per Completion
 58. Quinn Kaehler12.10

Points Responsible Per Game
 69. Donnel Pumphrey.....1.00

Passing Yards Per Attempt
 70. Quinn Kaehler7.02

Completion Percentage
 77. Quinn Kaehler58.1

Completions Per Game
 88. Quinn Kaehler14.40

Passing Yards Per Game
 90. Quinn Kaehler174.17

Punt Average
 98. Joel Alesi39.0

SDSU UNDER ROCKY LONG

| Category | 2014 | Long Era | Streak |
|---------------------------|------|----------|--------|
| Overall Record | 3-3 | 28-17 | W1 |
| Mountain West Record | 2-1 | 19-7 | W1 |
| Home Record | 2-0 | 15-8 | W4 |
| Road Record | 1-3 | 12-8 | W1 |
| Neutral Record | 0-0 | 1-1 | W1 |
| Overtime | 0-0 | 4-1 | W2 |
| Gms Dec. by 3 Pts or Less | 0-0 | 5-2 | W3 |
| Gms Dec. by 7 Pts or Less | 0-1 | 11-5 | L1 |

SCORING

| | | | |
|-----------------------------|-----|------|----|
| Scoring - first to score | 2-1 | 17-8 | W1 |
| Leading - after 1 qtr | 2-0 | 16-3 | W4 |
| Leading - at halftime | 3-1 | 16-3 | W2 |
| Leading - after 3 qtr | 3-1 | 21-4 | W2 |
| Scoring - 20 or more points | 3-1 | 27-8 | W2 |
| Scoring - 30 or more points | 2-0 | 19-5 | W8 |
| Scoring - 40 or more points | 0-0 | 9-1 | W4 |

OFFENSE

| | | | |
|-------------------------------|-----|-------|-----|
| Total Offense - 500+ yds | 0-1 | 5-3 | L2 |
| Total Offense - 400+ yds | 2-1 | 19-7 | W2 |
| Passing - 300+ yds | 0-1 | 0-5 | L5 |
| Rushing - 200+ yds | 2-0 | 19-2 | W11 |
| First Downs - 20+ | 2-1 | 22-9 | W1 |
| 3rd Down Conv. - 50 pct.+ | 2-0 | 13-2 | W3 |
| Turnovers - 2 or fewer | 2-1 | 23-7 | W1 |
| Field Position - 30 or better | 2-1 | 21-5 | W1 |
| Field Position - 25 or better | 2-3 | 24-12 | W1 |
| Play Call - 50 pct.+ rushing | 3-1 | 27-8 | W1 |

DEFENSE

| | | | |
|------------------------------|-----|------|-----|
| Allowing 24 points or less | 3-1 | 19-3 | W1 |
| Allowing 17 points or less | 3-0 | 12-0 | W21 |
| Total Offense - <=300 yds. | 1-0 | 9-1 | W3 |
| Passing - <= 150 yds. | 1-1 | 10-2 | W1 |
| Rushing - <= 100 yds | 0-1 | 8-6 | L1 |
| First Downs - <= 15 | 2-0 | 10-0 | W15 |
| 3rd Down Conv. - <= 33 pct. | 2-0 | 16-0 | W17 |
| Turnovers - forced 3 or more | 0-0 | 8-4 | W2 |
| Field Position - <=25 | 2-0 | 15-4 | W3 |
| Field Position - <=20 | 1-0 | 1-0 | N/A |
| Defense Scores Points | 0-0 | 3-1 | W2 |

COMPARISON

| | | | |
|----------------------------|-----|-------|----|
| SDSU more Rushing Yards | 3-3 | 20-10 | W1 |
| SDSU more Return Yards | 1-2 | 14-10 | L2 |
| SDSU fewer Turnovers | 1-0 | 18-3 | W9 |
| SDSU more Time of Poss. | 1-2 | 16-9 | L1 |
| SDSU more 1st D. and ToP | 0-1 | 12-5 | L1 |
| SDSU better Avg. Field Pos | 2-0 | 23-6 | W4 |
| SDSU adv. in TO and AFP | 0-0 | 14-2 | W3 |
| SDSU ST (KR/PR) Score | 1-0 | 6-1 | W1 |

INDIVIDUAL

| | | | |
|--------------------------|-----|------|----|
| Rusher - 100+ Yards | 3-1 | 23-7 | W2 |
| Passer - 300+ Yards | 0-1 | 0-5 | L5 |
| Receiver - 100+ Yards | 0-0 | 9-4 | W2 |
| 100+ Rusher, 300+ Passer | 0-1 | 0-3 | L3 |

for SDSU and improving its all-time overtime record to 6-2 and 2-1 in 2013.

Hawaii got on the scoreboard late in the first quarter when it recovered a fumble on a rugby punt and Iosefa punched it in from five yards one play later.

San Diego State answered early in the second quarter when Quinn Kaehler took advantage of a free play and Warrior penalty, and found a streaking Colin Lockett, who blew by the UH defenders for a 56-yard score.

On the ensuing drive, Hawaii responded with a 5-play, 65-yard drive with Schroeder connecting on a 31-yard pass to Harold Moleni.

Down, 14-7, at halftime, the Aztecs put together an 8-play, 78-yard drive on their first opening possession, gaining all 78 yards on the ground and taking advantage of a roughing the kicker by a Warrior player on fourth down. Donnel Pumphrey officially tied it at 14-14 on a 30-yard touchdown run down the left side of the field.

UH took its third lead of the game to start the fourth quarter, going 86 yards on 16 plays and taking up 7:17 of clock time before Schroeder found Iosefa for an 8-yard touchdown on a dump pass on 3rd and 6.

After trading punts, SDSU used its 8-play, 82-yard drive to force overtime.

Muema finished with 163 yards and a touchdown on 24 attempts (6.8 avg.), his fourth straight 100-yard rushing game, fifth of the season and 13th of his career.

Pumphrey added 61 yards on 10 rushes (6.1 avg.).

Lockett picked up his second 100-yard receiving game and fifth of his career with four catches for 106 yards and the touchdown, while Ezell Ruffin just missed a 100-yard game with four receptions for 99 yards.

Quinn Kaehler threw for 265 yards and a touchdown.

Josh Gavert led the San Diego State defense with a career-high 11 tackles and an interception.

Iosefa led Hawaii with 150 rushing yards, a touchdown and a school-record 37 attempts.

Last Time Out

San Diego State 24, New Mexico 14

>> Oct. 10, 2014 >> University Stadium >> Albuquerque, N.M.

ALBUQUERQUE, N.M. — Donnel Pumphrey rushed for a career-high 246 yards and two touchdowns and Chase Price added 141 yards and a score to lead San Diego State to a 24-14 win at New Mexico on Oct. 10.

Pumphrey and Price helped the Aztecs rush for 397 yards, the eighth most in single-game history (third most in SDSU's Division I history), and lead San Diego State to the win in Rocky Long's first game as head coach at his alma mater.


Long, the all-time winningest coach in the Mountain West, who coached at New Mexico from 1998-08 and graduated from UNM in 1974, has now been on the winning sideline in each of the last 13 times the two teams have played (2001-08 as head coach with the Lobos, 2009-10 as defensive coordinator with the Aztecs and 2011, 2013-14 as the head coach at SDSU).

Pumphrey got his 246 yards on 20 attempts (12.3 avg.) with 93 of them coming on a touchdown run in the third quarter. It was the true sophomore's fourth 100-yard game of the season (in six contests) and seventh of his career. The 246 yards were the 13th most in a game in school history.

Price rumbled for 141 yards on 17 carries (8.3 avg.) for his first 100-yard game of his career. He became the 74th player in school history to rush for at least 100 yards in a game.

It was the 18th time in school history that San Diego State had multiple 100-yard rushers, where the Aztecs are 17-1 in those occasions.

SDSU wasted no time on its opening drive, taking it 70 yards on 14 plays over 6:29 before Donny Hageman nailed a 25-yard field goal. It was the seventh straight make for Hageman, who improved to 8-for-9 on the year on field goal tries. True freshman Nick Bawden, making his second career start, got San Diego State out of a jam with a 15-yard run on a third and 12 and later connected on a 43-yard strike to Eric Judge on a



SDSU-NEW MEXICO

Oct. 10, 2014 | University Stadium | Albuquerque, N.M.

Attendance: 19,497 | Weather: Cloudy, slight rain, 60 degrees, wind 11 ese

| | 1 | 2 | 3 | 4 | Total |
|-----------------|---|---|----|---|-------|
| San Diego State | 3 | 7 | 14 | 0 | 24 |
| New Mexico | 0 | 7 | 7 | 0 | 14 |

SCORING SUMMARY

| | |
|--|--------------|
| SDSU - Hageman 25-yard field goal | (8:36, 1st) |
| SDSU - Pumphrey 49-yard run (Hageman kick) | (11:37, 2nd) |
| UNM - Wiggins 45-yard pass from Jordan (Rogers kick) | (10:20, 2nd) |
| SDSU - Price 27-yard run (Hageman kick) | (11:23, 3rd) |
| UNM - Gipson 1-yard run (Rogers kick) | (4:49, 3rd) |
| SDSU - Pumphrey 93-yard run (Hageman kick) | (3:59, 4th) |

TEAM STATS

| | San Diego State | New Mexico |
|------------------------|-----------------|------------|
| First Downs | 19 | 15 |
| Rushes-Yards | 46-397 | 38-152 |
| Passing Yards | 73 | 111 |
| C-A-I | 5-17-2 | 11-24-1 |
| Total Offense | 63-470 | 62-263 |
| Fumbles-Lost | 3-2 | 2-0 |
| Penalties-Yards | 10-102 | 6-57 |
| Possession Time | 27:49 | 32:11 |
| Turnovers | 4 | 1 |
| Average Field Position | SDSU 33 | UNM 20 |

INDIVIDUAL STATS

Rushing (Atts.-Yards-TDs): SDSU: Pumphrey 20-246-2; Price 17-141-1; Bawden 3-7-0; Gordon 4-5-0; Team 2-(-2)-0. UNM: Jordan 6-52-0; Pressley 11-45-0; Gipson 14-33-1; Anaya 2-26-0; Wiggins 1-4-0; Gautsche 3-0-0; Team 1-(-8)-0.
Passing (Att.-Comp.-Int., Yards, TDs): SDSU: Bawden 13-4-0, 63, 0; Kaehler 3-1-1, 10, 0; Favreau 1-0-1, 0, 0. UNM: Jordan 18-8-1, 97, 1; Gautsche 6-3-0, 14, 0.
Receiving (No.-Yards-TDs): SDSU: Judge 2-50-0; Price 1-10-0; Pumphrey 1-7-0; Clark 1-6-0. UNM: Pressley 3-21-0; Gipson 3-17-0; Duncan 2-11-0; Wiggins 1-45-1; Magnant 1-12-0; Anaya 1-5-0.

3rd and 15, the longest pass of his short career. Bawden would go on to become just the second Aztec true freshman to start at quarterback in a SDSU victory.

The score would remain 3-0 until early in the second quarter when Pumphrey took San Diego State's first play 49 yards for the score with 11:37 left in the half.

New Mexico answered Pumphrey's rushing touchdown with a quick 5-play, 75-yard drive over 1:17, culminating with a 45-yard pass from Lamar Jordan to Carlos Wiggins with 10:20 to play.

The Wiggins' grab would be the final score of the first half as the Aztecs held onto a 10-7 lead.

After forcing a punt to start the second half, SDSU took another 10-point lead when Price scored on a 27-yard touchdown run. The drive, which went 56 yards in just three plays over 0:36, was led by quarterback Quinn Kaehler, who entered the game in the beginning of the third quarter.

The Lobos responded with a 13-play, 75-yard drive over 6:29, ending with a 1-yard run by Teriyon Gipson to bring the game back to three points at 17-14.

San Diego State, however, would seal the game when Pumphrey took the second play of the drive 93 yards for the score. The 93-yard rush was the second longest in the Aztecs' Division I era (since 1999) and the third-longest rushing play in program history.

SDSU was unable to put the game out of reach as it committed four turnovers in the fourth quarter, including three straight plays and four times in six snaps. UNM, however, never got into San Diego State's side of the field en route to its fifth consecutive loss to the Aztecs.

SDSU won its 10th consecutive game in the Mountain time zone, the longest active streak in the nation, and won for the 15th time in the past 18 contests.

San Diego State finished the game with a 245-yard advantage in rushing (397-152), its fifth-largest advantage in the Division I era. New Mexico came into the weekend ranked fourth in the nation at 322.40 yards per game.

Josh Gavert led the Aztec defense with 11 tackles, including 0.5 tackles for loss, and his first interception of the season (third of career). Calvin Munson added eight stops and 1.0 TFL, while J.J. Whittaker and Na'im McGee came up with six tackles apiece.

Rocky Long, 4th Season As Head Coach and 6th At San Diego State

- Rocky Long is in his fourth season as San Diego State's head coach, his sixth season with the Aztecs and his 15th season as a head coach.
- Long, a two-time Mountain West Coach of the Year, is the all-time winningest coach in league history. He owns 90 career Mountain West wins (93 total), 12 more than TCU's Gary Patterson in second place. Amazingly, Long's 90 career MW wins are 37 more than the next active coach, Air Force's Troy Calhoun (53).
- Long has guided San Diego State to three bowl games in his first three seasons. His three bowl appearances while leading SDSU is tied with Don Coryell for the most in school history.
- Long is one of 20 coaches in the country to guide his current team to a bowl game in each of his first three seasons.
- With bowl game appearances in a school-record four straight seasons, the Aztecs have equaled their total number of bowls played in the 41 prior seasons (1969 through 2009).
- Between 2000-09, SDSU was 38-8 (.322) and owned the nation's 106th-best winning percentage. Since 2010, San Diego State is 37-21 (.640) and owns the nation's 28th-best winning percentage.
- Since the beginning of the 2010 campaign, San Diego State has posted a 37-21 record (.640). The only teams in the state of California with a better record during that span are Stanford (50-10) and USC (39-19).
- With 37 wins in their last 58 games (37-21 since the beginning of the 2010 campaign), the Aztecs have equaled their win total from the previous 111 games (37-74).
- Long's 28 wins in through his sixth game of his fourth seasons as the head coach at SDSU are the second most in school history. Below is a look at the most victories recorded at this point through four seasons.



Most Victories Through The First Six Games Of The Fourth Season As SDSU Head Coach

| Rk. | Name | Seasons | Victories | 4th season, 7th game result |
|-----|----------------|---------|-----------|-----------------------------|
| 1. | Claude Gilbert | 1973-76 | 30 | def. Texas-El Paso, 27-16 |
| 2. | Rocky Long | 2011-14 | 28 | |
| 3. | Don Coryell | 1961-64 | 27 | def. Fresno State, 44-6 |
| 4. | Al Luginbill | 1989-92 | 23 | def. Colorado State, 2-13 |
| 5. | Ted Tollner | 1994-97 | 21 | def. UNLV, 20-17 (overtime) |

Offensive Breakdown

Rushing Notes:

- San Diego State rushed for 397 yards in its win at New Mexico on Friday night, which was the third most by an Aztec team in the Division I era (since 1969), the eighth most in program history and the most since rushing for 400 at Wyoming on Nov. 24, 2012.
- SDSU is now 22-1 in its Division I era when rushing for 294 or more yards and 16-0 when rushing for at least 304 yards.
- San Diego State won its 11th straight game when rushing for at least 200 yards and the 13th of its last 14.
- The Aztecs are now 2-0 this year when eclipsing 200 rushing yards and 19-2 in the Rocky Long era.
- SDSU owned a 245-yard advantage in rushing yardage (397-152), which is the fifth-largest advantage in its Division I era and

LONG'S ERA SPECIAL TEAMS SCORING PLAYS

2014

Lloyd Mills67-yd PR vs. Northern Arizona (A.30) (TD)

2013

Tim Vizzi71-yd PR at UNLV (N.30) (TD)

Tim Vizzi41-yd PR vs. Boise State (N.23) (TD)

TeamFumbled punt out of end zone (O.4) (Safety)

Sam Meredith.....PAT block; David Lamar returned fordef. PAT at New Mexico State (S.28) (2 pts.)

2012

Colin Lockett.....100-yd KOR at Boise State (N.3) (TD)

Colin Lockett96-yd KOR vs. Army (S.8) (TD)

2011

Brandon Davis.....98-yd KOR at Air Force (O.13) (TD)

Colin Lockett94-yd KOR vs. Cal Poly (S.3) (TD)

2009

Demetrius BarksdaleTackled puntervs. New Mexico (O.31) (Safety)

TeamFumbled punt out of end zone (S.26) (Safety)

Leon McFadden.....PAT block/return vs. So. Utah (S.12) (2 pts.)

CAREER START CHART

| Most Career Starts (Off/Def) | '10 | '11 | '12 | '13 | '14 | Total |
|------------------------------|-----|-----|-----|-----|-----|-------|
| Jake Fely, LB | RS | 13 | 13 | 4 | 0 | 30 |
| Cody Galea, DL | RS | 0 | 9 | 13 | 6 | 28 |
| Adam Roberts, FB | - | 0 | 8 | 13 | 6 | 27 |
| Sam Meredith, DL | - | 0 | 13 | 6 | 3 | 22 |
| Zach Dilley, OL | RS | 0 | 13 | 5 | 2 | 20 |
| J.J. Whittaker, CB | RS | - | - | 13 | 6 | 19 |
| Darrell Greene, OL | - | RS | 0 | 12 | 6 | 18 |
| Terry Poole, OL | - | - | RS | 12 | 6 | 18 |
| Ezell Ruffin, WR | RS | 0 | 4 | 12 | 2 | 18 |
| Quinn Kaehler, QB | - | - | - | 11 | 4 | 15 |
| Dontrell Onuoha, DL | RS | 1 | 4 | 7 | 3 | 15 |
| Jordan Smith, OL | - | RS | 1 | 13 | 0 | 14 |
| Josh Gavert, LB | RS | 0 | 1 | 9 | 3 | 13 |
| Derek Largent, LB | - | - | 6 | 1 | 2 | 9 |
| Nico Siragusa, OL | - | - | RS | 1 | 6 | 7 |
| Donnel Pumphrey, RB | - | - | - | 1 | 6 | 7 |
| Alex Barrett, DL | - | - | RS | 0 | 6 | 6 |
| Damontae Kazee, CB | - | - | RS | 0 | 6 | 6 |
| Jon Sanchez, DL | - | - | RS | 0 | 6 | 6 |
| Calvin Munson, LB | - | - | - | 0 | 6 | 6 |
| Malik Smith, WAR | - | - | - | 0 | 6 | 6 |
| Trey Lomax, WAR | - | - | - | RS | 6 | 6 |
| Na'im McGee, AZ | - | - | - | - | 6 | 6 |
| Pearce Slater, OL | - | - | - | - | 6 | 6 |
| Lenicio Noble, OL | - | - | - | RS | 4 | 4 |
| Dakota Gordon, FB | - | - | - | - | 4 | 4 |
| Robert Craighead, TE | - | RS | 0 | 0 | 3 | 3 |
| Jemond Hazely, WR | - | RS | 0 | 0 | 3 | 3 |
| Eric Judge, WR | - | - | RS | 1 | 2 | 3 |
| Daniel Brunskill, TE | - | - | RS | 0 | 2 | 2 |
| Nick Bawden, QB | - | - | - | - | 2 | 2 |
| Larry Clark, WR | - | RS | 0 | 0 | 1 | 1 |
| Lloyd Mills, WR | - | - | RS | 0 | 1 | 1 |
| Micah Seau, LB | - | - | RS | 0 | 1 | 1 |

STARTING/GAMES PLAYED STREAKS

| Consecutive Starts | Streak |
|--|--------|
| Jeff Overbaugh, LS | 32 |
| Cody Galea, LB (22 starts have come at DE) | 28 |
| Joel Alesi, P | 19 |
| Adam Roberts, FB (13 starts have come at TE) | 19 |
| J.J. Whittaker, DB | 19 |
| Consecutive Games Played | Streak |
| Josh Gavert, LB | 45 |
| Cody Galea, LB (31 games have come at DE) | 37 |
| Adam Roberts, FB (27 games have come at TE) | 33 |
| Jeff Overbaugh, LS | 32 |
| Pierre Romain, DB | 32 |
| Jon Sanchez, DL | 32 |

AZTECS IN THE NFL (as of Oct. 12)

ccording to ESPN.com)

| CURRENT NFL TEAM | SDSU LETTERS |
|----------------------------|----------------|
| CINCINNATI BENGALS | |
| Colin Lockett, WR | 2010-11-12-13 |
| DALLAS COWBOYS | |
| Gavin Escobar, TE | 2010-11-12 |
| DENVER BRONCOS | |
| Aaron Brewer, LS | 2008-09-10-11 |
| Ronnie Hillman, RB | 2010-11 |
| INDIANAPOLIS COLTS | |
| Lance Louis, G | 2004-05, 07-08 |
| NEW YORK GIANTS | |
| Nat Berhe, S | 2010-11-12-13 |
| OAKLAND RAIDERS | |
| Vincent Brown, WR | 2007-08-09-10 |
| Miles Burris, LB | 2008-09-10-11 |
| Brice Butler, WR | 2012 |
| SAN DIEGO CHARGERS | |
| Ryan Lindley, QB | 2008-09-10-11 |
| SAN FRANCISCO 49ERS | |
| Leon McFadden, DB | 2009-10-11-12 |
| Kassim Osgood, WR | 2002 |
| SEATTLE SEAHAWKS | |
| Heath Farwell, LB | 2002-03-04 |
| Eric Pinkins, DB | 2009, 11-12-13 |

largest discrepancy since a 278-yard edge at Wyoming on Nov. 24, 2012 (400-122).

- San Diego State is now 24-0 in its Division I era when owning at least a 196-yard advantage in rushing (65-4 when owning a 134-yard edge).
- The discrepancy is even more impressive considering that the Lobos came into the game ranked fourth in the nation in rushing at 322.40 yards per game.
- The Aztecs and UNM combined for 549 rushing yards, the ninth-highest total in SDSU's Division I history.
- San Diego State averaged 8.63 yards per rushing attempt, which was its second-best rush average in the Division I era, trailing only a 9.36 average vs. San Jose State on Oct. 21, 1995.
- The Aztecs rushed for three touchdowns in the game and now have seven rushing TDs over their last three outings.
- SDSU has won seven straight contests when rushing for at least three scores.
- San Diego State now has at least one rushing touchdown in 16 of its last 17 games.
- The Aztecs now have 18 rushing touchdowns over their last seven games (since Dec. 21, 2013), which is tied for 20th in the nation over that span.
- SDSU has outrushed its opponents in seven consecutive games and is now 20-10 in the Rocky Long era when outrushing its foe.
- San Diego State has 41 rushing touchdowns since Sept. 28, 2013, which ranks in a tie for 13th in the country over that span, and 33 scores since Oct. 26, 2013 (also tied for 13th).
- The Aztecs have a 100-yard rusher in 12 of their past 16 games and have a total of 14, 100-yard efforts during that span.
- SDSU had multiple 100-yard rushers for the 18th time in school history and is now 17-1 when it has two players gain at least 100 yards.
- San Diego State is 3-1 this year and 23-7 in the Rocky Long era when it has at least one 100-yard rusher.
- The Aztecs have 130 rushing touchdowns since the beginning of the 2010 season (58 games), which ranks in a tie for 21st in the nation over that span. SDSU had just 134 (113th nationally) rushing scores over their previous 11 years (1999-2009) in the Mountain West.
- This season San Diego State ranks second in the Mountain West and 15th in the nation in yards per carry (5.72), third (MW) and 25th (FBS) in rushing yards per game (218.50), and tied for third (MW) and tied for 36th (FBS) in rushing touchdowns (13).

Passing Notes:

- The Aztecs won despite having only three first downs passing, their fewest amount in a win since throwing for just two first downs against Colorado State on Dec. 2, 2006.
- SDSU won the game with just five completions, the program's fewest since Oct. 6, 1984 in a 21-0 at Wyoming.
- The five completions were tied for the third fewest in its' Division I era.
- San Diego State and New Mexico combined for just 184 passing yards, which are tied for the 13th fewest in an Aztec game in their Division I era.
- Over the last 46 games, the SDSU has 69 passing touchdowns and just 42 interceptions.
- San Diego State has 34 interceptions over its last 33 games.

Scoring Offense:

- The Aztecs have played in consecutive games in which fewer than 40 points have been scored by both teams for the first time since Oct. 13-20, 2007 (SDSU lost both of those games, but is 1-1 in those situations this year).
- San Diego State owned a 207-yard advantage in total offense (470-263), marking the 73rd time in its Division I era when it had at least a 200-yard advantage in total yards. The Aztecs are 68-5 when owning at least a 200-yard advantage.
- SDSU is averaging 425.5 yards per game since Sept. 28, 2013 (16 games), which ranks 50th in the country over that time frame.
- San Diego State has gone 96 games without suffering a shutout (Nov. 18, 2006, at TCU), which is the third-longest streak among current Mountain West schools (Air Force at 264 and Boise State at 217). That is the only time the Aztecs have been shut out in its last 190 games.
- The Aztecs improved to 2-1 on the year and 17-8 in the Rocky Long era when scoring first.

Trends:

- SDSU also improved to 2-0 (2014) and 16-3 (Rocky Long era) when leading after the first quarter, 3-1 (2014) and 16-3 (Rocky Long era) when leading at halftime and 3-1 (2014) and 21-4 (Rocky Long era) when leading after three quarters.
- San Diego State is now 3-1 (2014) and 27-8 (Rocky Long era) when scoring just 20 or more points, 2-1 (2014) and 19-7 (Rocky Long era) when posting 400-plus yards of total offense, 2-0 (2014) and 13-2 (Rocky Long era) when converting at least 50 percent of its third-down attempts, 2-1 (2014) and 21-5 (Rocky Long era) when starting with a field position of 30 or better, and 3-1 (2014) and 27-8 (Rocky Long era) when at least 50 percent of its plays are rushing attempts.
- What a difference a year makes. Through six games in 2013, SDSU was 3-3 with a scoring margin of -36 (SDSU 160, Opponents 196). This season, San Diego State is 3-3 with a scoring margin of +22 (SDSU 143, Opponents 121). That is an improvement of 58 points in scoring margin.

Defensive Breakdown**Rushing Notes:**

- The Aztecs held New Mexico to just 152 rushing yards, the Lobos' fewest since gaining 137 at Colorado State on Nov. 24, 2012.

- It was their lowest output in a home game since running for 94 yards against Sam Houston State on Sept. 24, 2011.
- UNM came into the game ranked fourth in the nation in rushing at 322.40 yards per game.
- On the season, SDSU opponents are averaging just 3.50 yards per carry, which ranks fourth in the MW and 38th in the nation.
- San Diego State is also 41st in the nation in rushing defense (130.83).
- The Aztecs have allowed 2,058 yards rushing on 615 carries (3.35 avg.) over their last 17 games (since Sept. 21, 2013).
- Over that stretch, the SDSU defense ranks ninth in rush average (3.35) and 13th in rushing yards per game (121.06).
- San Diego State has allowed a total of 4,313 rushing yards over its last 34 games (126.85).

Passing Notes:

- The Aztecs had an interception in their seventh consecutive game, which is the longest stretch since having one in eight straight games from Sept. 8-Nov. 13, 2010
- SDSU held its opponent to under 150 yards passing for the second straight game (143 at Fresno State, 111 vs. New Mexico).
- The last time San Diego State held an opponent to under 150 yards passing in back-to-back games was Nov. 5, 2011 (88 vs. New Mexico) and Nov. 12, 2011 (52 at Colorado State).
- The last time the Aztecs accomplished the feat in three straight games was Dec. 23, 2010-Sept. 10, 2011 (147 vs. Navy in 2010 Poinsettia Bowl, 147 vs. Cal Poly in 2011 opener and 43 at Army).
- SDSU held its opponent to a 50 percent or worse completion percentage for the second straight game (50 pct. at Fresno State, 45.83 pct. at New Mexico) for the first time since Nov. 5, 2011 (50 pct. vs. New Mexico) and Nov. 12, 2011 (40.91 pct. at Colorado State).
- The last time it has happened in three straight games was a four-game stretch in 2011 (Sept. 3-24, 2011).
- Keeping with the same theme, San Diego State has now held its opponents to below a 100 passing efficiency rating in back-to-back games (85.76 at Fresno State, 90.10 at New Mexico) for the first time since those same two games in 2011 - Nov. 5 (66.96 vs. New Mexico) and Nov. 12 (51.67 at Colorado State).
- The last time the Aztecs held their opponent to below a 100 passing efficiency in three straight games was 2005 (Sept. 24-Oct. 8).
- SDSU improved to 1-1 this year and 10-2 in the Rocky Long era when it held its opponent to 150 or less passing yards.
- Since Mountain West competition started for the San Diego State (Sept. 27, last three games), San Diego State's passing defense ranks 26th in pass efficiency defense (108.2) and 37th in passing yards per game (200.00).

#PumphUp



Now in his sophomore season, Donnel Pumphrey has established himself as one of the top running backs in the nation.

Through six games, the Doak Walker Award candidate has rushed for 807 yards with a 6.8 yards per carry average and 11 rushing touchdowns. In addition, he is third on the team with 11 catches for 67 yards. He has four 100-yard rushing games and a 200-yard rushing game

this season.

Pumphrey ranks among the national leaders this season in rushing touchdowns (T-3rd), rushing yards per game (9th) and rushing yards per carry (14th) He leads the Mountain West in all three categories.

Last Friday at New Mexico, Pumphrey took over the game, rushing for a career high 246 yards on 20 carries with two touchdowns. Despite SDSU starting a true freshman at quarterback and with little threat of the pass (SDSU completed five passes for 73 yards on the evening), the sophomore put on a remarkable show, posting the 13th biggest rushing game in school history and the seventh by an FBS player this season.

Earlier this year, he posted one of the best games of his career, with a career-high 22 carries, a career-high tying 167 rushing yards and a career-high four touchdowns against his hometown team, UNLV.

In the game against Oregon State, Pumphrey passed 1,000 rushing yards for his career on just his 168th career carry in his 16th career game (just fourth career start). His current totals are: 1,559 rushing yards and 19 rushing touchdowns in his career and a 6.4 yards per carry average.

Pumphrey rushed for 752 yards and compiled 234 yards receiving as a freshman in 2013. He found the end zone 10 times (eight rushing, two receiving) and averaged more than six yards a rush. He compiled three 100-yard rushing efforts and saw action in all 13 games for the Aztecs.

He is one of just 12 players in San Diego State history to record three consecutive 100-yard rushing games, joining Jim Allison, Marshall Faulk, Michael Franklin, George Jones, Ronnie Hillman, Jonas Lewis, Adam Muema, Larry Ned, Wayne Pittman, David Turner and T.C. Wright.

He is the first Aztec freshman with three consecutive 100-yard rushing games since Pro Football League Hall of Famer Marshall Faulk in 1991.

Pumphrey ranked among the top college true freshman running backs in the country last season.

- He was one of just two freshmen in the country (19 players overall) to rush for at least 750 yards and record 230 yards

Pumphrey At A Glance

► San Diego State is 6-1 when Pumphrey rushes for at least 100 yards and 8-3 in games in which he has at least one rushing touchdown.

► On 132 career first down rushes, the sophomore has 905 yards (6.9 ypc) and 15 rushing touchdowns.

► He has 13 career carries on third down and two yards or less. Those 13 carries have resulted in 102 yards (7.8 ypc).

► Owns 34 career rushes of 10 yards or more, including 17 through five games this season.

GEOGRAPHICAL BREAKDOWN

California (84)

Joel Alesi, Drew Anderson, Kene Anigbogu, Derek Babiash, John Baron II, Nick Bawden, Zach Brown, Daniel Brunskill, Donavin Buck, Luke Bussey, Kevin Campano, Christian Chapman, Larry Clark, Jabril Clewis, Hunter Christensen, Robert Craighead, Zach Dilley, Ryan Dunn, Chase Favreau, Jake Fely, Cody Galea, Kenny Galea'i, Josh Gavert, Dakota Gordon, Darrell Greene, Donny Hageman, Jemond Hazely, Jay Henderson, Christian Heyward, T.J. Hickman, Josh Hill, Chris Hokokian, Mikah Holder, Scott Hoover, Grant Huffman, Malcolm Jackson, Eric Judge, Quinn Kaehler, Damontae Kazee, Craig Knaus, David Lamar, Derek Largent, Trey Lomax, Patrick Lucas, Austin Maass, Chase Markham, Kendrick Mathis, Na'im McGee, John McGrory, Seamus McMorro, Fred Melifonwu, Sam Meredith, Kwayde Miller, Kalan Montgomery, Damon Moore, Dontrell Onuoha, Rashaad Penny, Paul Pitts III, Terry Poole, Chase Price, Lucky Radley, Julian Rochelin, Jake Rodrigues, Paul Rodriguez, Pierre Romain, Ezell Ruffin, Joe Salcedo, Jon Sanchez, Andrew Schuurs, Micah Seau, Nico Siragusa, Pearce Slater, Jordan Smith, Malik Smith, Marcus Stamps, Cory Stowell, Devin Tomlinson, Billy Vaughn, Jr., Kevin Walcott, William Walker, David Wells, Parker Wells, J.J. Whittaker, Marcus Young

Nevada (5)

Garrett Corbett, Noble Hall, Tyler Morris, Lenicio Noble, Donnel Pumphrey

Arizona (4)

Alex Anderson, Alex Barrett, Lloyd Mills, Antonio Rosales

Texas (4)

Devante Davis, Kameron Kelly, Sergio Phillips, Adam Roberts

Georgia (2)

Christian Cumberlander, Daryl Dunlap

Alaska (1)

Jeff Overbaugh

Colorado (1)

Arthur Flores

Florida (1)

Darryl Richardson

Hawaii (1)

Dakota Turner

Illinois (1)

Jordan Watson

Louisiana (1)

Brandon Porter

Maryland (1)

Sal Jeppi

Mississippi (1)

Fred Trevillion

Missouri (1)

Calvin Munson

New Mexico (1)

Stan Sedberry

Washington (1)

Aaron Boesch

SAN DIEGO STATE 2014 ACCOLADES

PROJECTED CONFERENCE FINISH

- 1st (West Division) - *Lindy's*
- 2nd (West Division) - Mountain West Media
- 2nd (West Division) - *Phil Steele*
- 3rd (West Division) - *The Sporting News*
- 3rd (West Division) - *USA Today*

PROJECTED BOWL

Aloha Bowl vs. Middle Tennessee State - *Phil Steele*

GAMES TO WATCH

- San Diego State at Oregon State - *Lindy's*
- San Diego State at Fresno State - *Lindy's*
- San Diego State at Fresno State - *USA Today*
- San Diego State at Boise State - *Lindy's*

JOEL ALESI

* Mountain West Special Teams Player of the Week (Sept. 29)

JAKE FELY

- * Preseason all-MW second team - *Athlon Sports, Lindy's, Phil Steele*
- * CFPA Linebacker Trophy Watch List
- * Player to Watch - *Lindy's*

DARRELL GREENE

* Preseason all-MW fourth team - *Phil Steele*

LLOYD MILLS

* CFPA Honorable-Mention Specialist of the Week (Sept. 8)

CHRISTIAN HEYWARD

- * Preseason all-MW fourth team - *Phil Steele*
- * MW Newcomer of the Year - *Lindy's*
- * SDSU's Top Newcomer - *Lindy's*

QUINN KAEHLER

* Player to Watch - *Lindy's*

DAMONTAE KAZEE

* SDSU's Emerging Star - *Lindy's*

ROCKY LONG

* Best MW Interview - *The Sporting News*

SAM MEREDITH

* Preseason all-MW second team - *Athlon Sports*

LLOYD MILLS

* CFPA Punt Performer of the Week (Sept. 1)

receiving. He is the only Aztec ever to accomplish that as a freshman.

- Pumphrey, who started just one game, ranked sixth among true freshmen nationally in rushing yards (752). *Pumphrey's complete bio can be found on pages 51-53 of the notes.*

SDSU Career Rushing Yards

| Rk. | Name | Yds. | To Pass |
|-----|------------------------|--------------|---------|
| 1. | Marshall Faulk | 4,589 | 3,031 |
| --- | | | |
| 10. | David Turner | 2,234 | 676 |
| 11. | Paul Hewitt | 2,056 | 498 |
| 12. | Lynell Hamilton | 2,052 | 494 |
| 13. | Kem Carson | 1,911 | 353 |
| 14. | Walter Kazee | 1,852 | 294 |
| 15. | Art Preston | 1,664 | 106 |
| 16. | Donnel Pumphrey | 1,559 | -- |
| 17. | Brandon Bornes | 1,553 | |
| 18. | Atiyah Henderson | 1,437 | |

SDSU Career Rushing TDs

| Rk. | Name | TD | To Tie |
|-----|------------------------|-----------|--------|
| 1. | Marshall Faulk | 57 | 38 |
| 2. | Ronnie Hillman | 36 | 17 |
| | Larry Ned | 36 | 17 |
| 4. | Adam Muema | 34 | 15 |
| | George Jones | 34 | 15 |
| 6. | Paul Hewitt | 28 | 9 |
| 7. | Chris Hardy | 22 | 3 |
| 8. | Donnel Pumphrey | 19 | -- |
| | Kevin O'Connell | 19 | |
| | David Turner | 19 | |

SDSU Career 100-Yd. Rushing Gms.

| Rk. | Name | No. | To Tie |
|-----|------------------------|----------|--------|
| 1. | Marshall Faulk | 23 | 16 |
| --- | | | |
| 7. | Norm Nygaard | 11 | 4 |
| | David Turner | 11 | 4 |
| 9. | Chris Hardy | 9 | 2 |
| 10. | Lynell Hamilton | 8 | 1 |
| | Paul Hewitt | 8 | 1 |
| | Wayne Pittman | 8 | 1 |
| 13. | Donnel Pumphrey | 7 | -- |
| | Jim Allison | 7 | |

complete chart on page 106 of the media guide

complete chart on page 106 of the media guide

complete chart on page 108 of the media guide

Ruffin Climbing Charts



After exploding on the season a year ago, Ezell Ruffin entered his senior campaign on the preseason Biletnikoff Award Watch List. Against North Carolina, he caught two passes for 64 yards before exiting the game with a broken collarbone. He had surgery on Sept. 8 and is expected to miss 4-to-6 weeks. The staff is hopeful that he will be able to return for the Nov. 1 game at Nevada.

A native of Long Beach, Calif., Ruffin entered his junior season (in 2013) with 17 career receptions. Last season, he led the team with 68 catches for 1,136 yards and three touchdowns. He produced three consecutive 100-yard receiving games, and had four 100-yard games in 2013 and five career games in which he has hit the century plateau.

His play down the stretch last season made noise nationally and he had a strong debut this season, catching four passes for a team-high 53 yards. All four of his catches resulted in a San Diego State first down.

Ruffin has been on quite a run since the middle of last season. All notes below are through games of Sept. 13.

- In the last nine games, Ruffin has 44 receptions for 776 yards and two touchdowns. Since Oct. 26, 2013, Ruffin is 48th in the nation in receiving yards per game (86.2) and is 43rd in receptions (44).
- In the last 10 games, Ruffin has 50 catches for 884 yards and three touchdowns. Since Oct. 10, 2013, Ruffin is 47th in the nation in yards per game (88.4) and 51st in receptions (50).
- In his last 12 games, Ruffin has 62 receptions for 991 yards. Since Sept. 28, Ruffin is 50th in the nation in receiving yards per game (87.9) and 39th in receptions (62).
- His 68 catches in 2013 are 45 more than all of his 2012 season.
- Ruffin has at least a catch in his last 16 games and has multiple receptions in 15 straight games since the start of the 2013 campaign.
- In his career, Ruffin has 91 catches for 1,572 yards. Ruffin cleared the 1,000-yard plateau in receiving yardage on the first offensive play from scrimmage against New Mexico (Nov. 2, 2013), when he caught a 75-yard touchdown pass. *Ruffin's complete bio can be found on pages 55-57 of the notes.*

Quinn Kaehler Enters Second Season As Starting QB



A year ago at this time, Quinn Kaehler had worked his way to second on the depth chart, a walk-on firmly behind a returning starter at the quarterback position. But the Pleasant Hill, Calif., native entered the Ohio State game (the second of the 2013 season) on the fourth series and started the final 11 contests of the season.

Kaehler shook off the rust from off-season surgery to complete 72-of-124 passes (58.1 percent) this year for 871 yards and two touchdowns. He has a quarterback rating of 111.10. He suffered an injury late in the game against UNLV, did not play at Fresno State and played only the second half last Friday at New Mexico, attempting only three passes (one completion for 10 yards).

He had a 14-game streak of consecutive games with at least 200 yards passing broken at Oregon State. It was the third longest-active streak in the nation, behind Marshall's Rakeem Cato (31) and Oregon State's Sean Mannion (15).

He ended his junior campaign by going 232-of-389 (59.6 percent) for 3,007 yards with 19 touchdowns and nine interceptions. His quarterback rating was a very respectable 136.06.

Among the national leaders in 2013, Kaehler ranked 29th in passing yards per game (250.6), 32nd in pass completions per game (19.33), 36th in passing yards per completion (12.96), 46th in total offense per game (241.5) and 49th in passing touchdowns (19).

Notes on Kaehler's season in 2013:

- He became the ninth Aztec to throw for 3,000 yards in a season and the first since Ryan Lindley in 2011, despite not starting the first two games.
 - His 59.6 percent completion rate was the second highest for an Aztec starter since Kevin O'Connell completed 62.1 percent of his passes in 2005.
 - He had thrown for more than 200 yards in 14 straight games, the longest streak for an Aztec player in more than 18 seasons and the third-longest active streak in the nation before the streak was snapped Sept. 20 at Oregon State.
 - He is 9-5 as a starter in his career. That is a 64.3 winning percentage and he is 5-3 as a starter away from home.
 - Kaehler completed more than 60 percent of his passes in seven of the 14 games he played and has just 10 interceptions in his last 391 pass attempts. In three of those attempts, the ball hit the receiver first.
- Below is a look at some more impressive numbers from his first career start against Oregon State last year.
- 30 points for the team were the most in a San Diego State quarterback debut since Sept. 5, 1997, when Kevin McKechnie led SDSU to a 45-31 win over Navy.
 - 16 completions were the most in a San Diego State quarterback debut since Oct. 11, 2008, when Drew Westling completed 18 passes against Air Force.
 - 251 yards were the most in a San Diego State quarterback debut since Aug. 30, 2008, when Ryan Lindley threw for 352 against Cal Poly.
 - 158.74 passing efficiency was the highest in a San Diego State quarterback debut since Sept. 5, 1997, when Kevin McKechnie recorded a 291.82 rating.
 - 64.0 percent completion rate was the highest in a San Diego State quarterback debut since Sept. 5, 1997, when Kevin McKechnie recorded an 80.0 rate.

Kaehler's complete bio can be found on pages 38-39 of the notes.

Donnel Pumphrey Names Mountain West Offensive Player of the Week (Oct. 13)

San Diego State football's Donnel Pumphrey (Las Vegas, Nev./Canyon Springs High) has been named the Mountain West Player of the Week, the league announced Monday. It is the second career award for the sophomore and second in three weeks.

Pumphrey rushed for a career-high 246 yards and two touchdowns on 20 attempts, averaging 12.3 yards per carry, as the Aztecs defeated New Mexico, 24-14, Friday in Albuquerque, N.M.

The 246 yards were the 13th most in program history and the seventh most in the nation this year. He became the 19th player in school history to rush for at least 200 yards (40th occasion overall). It was also his fourth 100-yard rushing game of the season (in six contests) and seventh of his career (in 19 games), the latter which is tied for 13th all-time at SDSU.

It was Pumphrey's fifth career game with multiple rushing touchdowns and sixth overall with multiple touchdowns (also has one with one rushing, one receiving).

Including in the 246 yards was career-long 93-yard touchdown, which is tied for the second-longest rush in the Division I era and tied for the third longest in program history. Pumphrey, who added a 7-yard reception, helped San Diego State improve to 6-1 over his career when he rushes for at least 100 yards and 8-3 when he records at least one rushing touchdowns.

On the season, Pumphrey has 807 rushing yards and 11 touchdowns on 119 attempts (6.8 avg.). He ranks in a tie for third in the nation in rushing touchdowns (11), tied for fifth in points per game (12.00) (tied for fourth among non-kickers), ninth in rushing yards per game (134.50), 14th in rushing yards per carry (6.78) and 19th in all-purpose yards per game (145.67).

Pumphrey & Alesi Named Mountain West Offensive Player of the Week (Sept. 29)

San Diego State football players Donnel Pumphrey (Las Vegas, Nev./Canyon Springs High) and Joel Alesi (El Cajon, Calif./Christian High) were each named Mountain West Players of the Week, the league announced Sept. 29. Pumphrey was chosen as the MW Offensive Player of the Week, while Alesi was picked as the MW Special Teams Player of the Week.

The duo helped the Aztecs down UNLV, 34-17, in the conference opener for both teams. It is the first career weekly league award for Pumphrey and the second for Alesi.

A true sophomore, Pumphrey set career highs with 22 rushing attempts and four touchdowns, while equaling a then career best with 167 yards, averaging 7.6 yards per carry. He had 107 yards and all four of his touchdowns in the first half as SDSU raced out to a 28-10 lead. It was his third 100-yard game of the season (in four contests).

The four rushing touchdowns (and four overall scores) were the most by an Aztec player since Adam Muema had four at Wyoming on Nov. 24, 2012 and tied for the fifth most in a game in school history. Pumphrey's four rushing touchdowns also were tied for the fifth most in a game in Mountain West history and the third most in a game in FBS play this season.

Alesi, meanwhile, punted five times for 191 yards for a 38.2 average. Three of his five punts landed inside the 20-yard line and only one was returned. Two of the five punts pinned the Rebels inside the 6 (3-yard line and 5-yard line), two were fair caught and none of the five went for a touchback.

Looking Back at 2013 Highlights

- San Diego State capped an 8-win campaign with a 49-24 victory over Buffalo in the Famous Idaho Potato Bowl.
- San Diego State finished with a 6-2 conference record and sole possession of second place in the West Division of the Mountain West.
- The Aztecs played eight games that were decided by seven points or less. That figure tied with UCF and Georgia for the most games in the FBS in 2013. SDSU is an impressive 6-2 in those contests and has won its last four contests decided by seven points or less.

SDSU 2014 ACCOLADES (cont'd)

TERRY POOLE

* Preseason all-MW first team - *The Sporting News*

* Preseason all-MW second team - *Athlon Sports, Lindy's, Phil Steele*

DONNEL PUMPHREY

* Doak Walk Award Watch List

* Preseason all-MW team - Mountain West Media

* Preseason all-MW first team - *Athlon Sports*

* Preseason all-MW second team - *Lindy's*

* SDSU's Preseason MVP - *Lindy's*

* Two-time Mountain West Offensive Player of the Week (Sept. 29 & Oct. 13)

* Two-time CFPA Honorable Mention Running Back Performer of the Week (Sept. 29 & Oct. 13)

ADAM ROBERTS

* Earl Campbell Tyler Rose Award Watch List (Ties to State of Texas, Performance, Tenacity)

EZELL RUFFIN

* Biletnikoff Award Watch List

* Preseason all-MW second team - *Lindy's, Phil Steele*

* Preseason all-MW third team - *Athlon Sports*

* CFPA Wide Receiver Trophy Watch List

* Player to Watch - *Lindy's*

JORDAN SMITH

* Rimington Trophy Fall Watch List

MARCUS STAMPS

* Preseason all-MW third team - *Phil Steele*

J.J. WHITTAKER

* Jim Thorpe Award Watch List

* Preseason all-MW team - Mountain West Media

* Preseason all-MW first team - *Athlon Sports, Lindy's, Phil Steele, The Sporting News*

SAN DIEGO STATE COACHING STAFF

On The Field:

Rocky Long, head coach/defensive coordinator
 Jeff Horton, assistant head coach/running backs
 Bob Toledo, offensive coordinator
 Zach Arnett, linebackers
 Danny Gonzales, safeties
 LeCharls McDaniel, wide receivers
 Mike Schmidt, offensive line
 Adam Hall, strength & conditioning

In The Press Box:

Osia Lewis, defensive line
 Brian Sipe, quarterbacks
 Tony White, cornerbacks/recruiting coordinator

- San Diego State tied an FBS record by playing in four overtime games in a single season. The Aztecs posted a 3-1 record in those contests.
- SDSU rallied from a fourth quarter deficit to win five times last season. That was the highest total in FBS in 2013, one ahead of Auburn, Troy and UCF.
- San Diego State rallied from a 14-point or greater deficit to win three games in 2013. That is the highest total in FBS play in 2013, one ahead of Duke, Northern Illinois, SMU and UNLV.
- The Aztecs have won their last nine games played in the Mountain time zone (including last Friday at New Mexico), which is the longest active win streak in the time zone.
- SDSU won four road games in 2013 to tie for the eighth-highest win total in the country.
- San Diego State became the first team since 2010 and just the 19th team since 1980 to overcome an 0-3 start to reach a bowl game. The Aztecs became just the sixth team in the last 33 seasons, to win a bowl game after opening a campaign 0-3.

A Remarkable Season

In a number of different ways, the 2013 San Diego State team put together one of the most remarkable seasons not only in school history, but in the nation. From losing its first three games of the season, to rallying from fourth quarter deficits a national-best five times to win games to playing in an FBS record four overtime games, the 2013 San Diego State football team will go down as one of the most remarkable squads in the program history.

Here are a few of the many amazing things the group accomplished.

STARTING 0-3

Starting with three consecutive losses, which has typically been fatal for teams looking to advance to postseason play. Of the 488 teams that opened play 0-3 since 1980, only 19 advanced to bowl play (including 2013 SDSU) and only 31 have posted a winning record (including 2013 SDSU). Below are a few more tidbits.

- Of those 488 teams, only 19 (including 2013 San Diego State) have won at least seven games, only seven have won eight contests and no team since 1980 that opened 0-3 went onto win at least nine games. Below is the most wins by a team that opened 0-3 during the past 34 seasons:

| | | | | | |
|----------------------------|---------------------------|--------------------------|--------------------------|----------------------|---------------------|
| 8 - San Diego State, 2013 | 8 - Nevada, 2009 | 8 - Rutgers, 2008 | 8 - North Carolina, 2001 | 8 - Ball State, 1996 | 8 - Air Force, 1994 |
| 8 - Brigham Young, 1991 | 8 - Penn State, 1983 | | | | |
| 7 - Western Kentucky, 2011 | 7 - FIU, 2010 | 7 - Rice, 2006 | 7 - North Texas, 2004 | | |
| 7 - UCF, 2002 | 7 - San Diego State, 1998 | 7 - North Carolina, 1998 | 7 - Alabama, 1990 | | |
| 7 - Georgia Tech, 1989 | 7 - Texas A&M, 1988 | 7 - Hawai'i, 1984 | | | |

- San Diego State became the 19th team in that group of 488 to open 0-3 and advance to a bowl game. The last team to do it was in 2010, when Florida International advanced to the Little Caesars Pizza Bowl. Below is the list of teams in the past 34 seasons to advance to a bowl game after opening 0-3.

| | | | |
|------------------------|--------------------------|-----------------------|---------------------------|
| 2013 - San Diego State | Famous Idaho Potato Bowl | 2010 - FIU | Little Caesars Pizza Bowl |
| 2009 - Nevada | Hawaii Bowl | 2008 - Rutgers | Papa John's.com Bowl |
| 2008 - Memphis | St. Petersburg Bowl | 2006 - Rice | New Orleans Bowl |
| 2004 - North Texas | New Orleans Bowl | 2004 - Marshall | Fort Worth Bowl |
| 2001 - North Texas | New Orleans Bowl | 2001 - North Carolina | Peach Bowl |
| 1998 - San Diego State | Las Vegas Bowl | 1998 - North Carolina | Las Vegas Bowl |
| 1996 - Ball State | Las Vegas Bowl | 1991 - Brigham Young | Holiday Bowl |
| 1990 - Alabama | Fiesta Bowl | 1988 - Michigan State | Gator Bowl |
| 1986 - Colorado | Bluebonnet Bowl | 1983 - Penn State | Aloha Bowl |
| 1983 - Mississippi | Independence Bowl | | |

- San Diego State was one of 12 FBS teams to open 0-3 in 2013. The other 11 teams went a combined 15-117, with no other team winning more than three games. Below is a list of teams that opened 0-3, along with their final record.

| | | | |
|----------------------|----------------------|------------------------|---------------------|
| San Diego State, 8-5 | Connecticut, 3-9 | New Mexico State, 2-10 | South Florida, 2-10 |
| Temple, 2-10 | FIU, 1-11 | Hawai'i, 1-11 | Idaho, 1-11 |
| Massachusetts, 1-11 | Southern Miss., 1-11 | Western Michigan, 1-11 | Miami (Ohio), 0-12 |

FOUR OVERTIME GAMES

San Diego State played in overtime games in two of its final four, three times in its final seven games, four in its final nine and five of its last 19 games (entering 2014).

Among the notables concerning the extra frame:

- San Diego State tied the FBS record for most overtime games in a season (4). The Aztecs share the record with 2004 Northwestern, 2008 Buffalo and 2012 Louisiana-Monroe. Oddly, all four teams, including the 2013 San Diego State team, have posted a 3-1 overtime record in the four extra session games.
- 2013 marked the second time in school history that the Aztecs have played in consecutive overtime games. During the 1998 campaign, San Diego State played back-to-back overtime contests with wins at New Mexico (36-33) on Oct. 17 and against Utah (21-20) on Oct. 24.
- SDSU has now played in five overtime games over its last 22 games after playing in four over its previous 183 contests.

SEVEN POINTS OR LESS

San Diego State played in eight games decided by seven points or less in 2013. That figure tied for the FBS high last season with Georgia and UCF. Below is a look at the teams that played the most games decided by seven points or less this season, with their record in those games.

| Rk. | Team | Gms. | RIG | Overall Record |
|-----|-----------------|------|-----|----------------|
| 1. | San Diego State | 8 | 6-2 | 8-5 |
| | UCF | 8 | 7-1 | 11-2 |
| | Georgia | 8 | 4-4 | 8-5 |

In 2013, the Aztecs played in seven consecutive games decided by seven points or less. That is the longest such stretch by any team in the country this season. SDSU was a remarkable 6-1 in those games during this stretch. That winning percentage of 85.7 percent ties the 2006 Maryland team for the best winning percentage during a streak of at least seven straight games decided by seven points or less since 1980.

COMEBACKS

This season, San Diego State has proven that no deficit is too large to overcome. Five times the Aztecs have used a fourth-quarter rally to win a game and three times SDSU has overcome at least a 14-point deficit to claim victory.

How common is that? Glad you asked.

- San Diego State led the country with five fourth quarter comebacks in 2013. In fact, only Auburn, Troy and UCF had as many as four comebacks in the final quarter.
- The Aztecs led the country by overcoming a deficit of at least 14 points in three of its 2013 wins. Only Duke, Northern Illinois, SMU and UNLV rallied from a two touchdown deficit twice last season.
- SDSU posted a fourth-quarter rally to win each of its past three regular-season victories: at San José State (trailed by 11, won 34-30), at Hawai'i (trailed by seven, won 28-21 in overtime), Boise State (trailed by seven, won 34-31).
- Following the San José State game when San Diego State rallied from an 11-point deficit in the fourth quarter to win, the Aztecs improved to 5-174-2 (.033) when trailing by 11 or more in the fourth quarter.
- Since Oct. 20, 2012, SDSU has rallied from a double-digit fourth quarter deficit to win three times (the two times above and at Nevada last season). Since that date, in all of FBS, there have only been 28 occurrences of a team rallying from 11 points or more in the fourth quarter to win (as of Nov. 9). San Diego State leads the nation with three such comebacks, while Arizona State and Nebraska each have two.

SDSU Names Team Captains for 2014 Season

San Diego State head football coach Rocky Long has announced that seniors Sam Meredith, Terry Poole, Ezell Ruffin and J.J. Whittaker have been named captains for the upcoming 2014 season. The quartet was selected in a vote by their teammates on Aug. 22.

Meredith, a defensive end from La Mesa, Calif., had 16 tackles, two tackles for loss, two fumble recoveries, a sack, a pass breakup and a blocked kick last year, while battling injuries throughout the season. Meredith, who started six times and played in eight of the team's 13 games, was an honorable-mention all-Mountain West pick and the team's defensive player of the year in 2012 as a true sophomore. Over his career, Meredith has 56 tackles, 8.5 TFL, three fumble recoveries, two sacks and two PBUs across 33 games and 19 starts. He is a preseason second-team selection by *Athlon Sports*.

Poole, an offensive tackle from Monterey, Calif., started all 12 games he appeared in last year as a junior, his first as an Aztec. He became one of just two SDSU players to be named to both the 2013 all-Mountain West team (honorable mention) and to the MW Fall All-Academic Team. Poole, who will move to left tackle after playing right tackle last year, allowed just two sacks in 492 dropbacks (0.4 percent) in 2013. He has already racked up the preseason accolades, including first-team recognition from *Sporting News*, and second-team honors from *Athlon Sports*, *Lindy's Sports* and *Phil Steele's College Football Preview* magazine.

Ruffin, a wide receiver from Long Beach, Calif., led San Diego State last year with 68 catches and 1,136 yards to go along with three touchdowns. The 1,136 yards were the most by an Aztec non-senior in the history of the MW (since 1999) and are the 10th most among in the nation among the returning FBS players. Ruffin went onto be named a MW honorable-mention selection and the team's co-offensive player of the year. Ruffin, who has 85 career receptions, 1,455 yards and three touchdowns, is on the 2014 Biletnikoff Award Watch List (top collegiate wide receiver), and has been named a preseason all-MW second-team pick by *Lindy's Sports* and *Phil Steele*, and a third-team honoree by *Athlon Sports*.

Whittaker, a cornerback from Oceanside, Calif., racked up 32 tackles (24 solos), 11 pass breakups, three interceptions, a forced fumble and two tackles for loss in his first 13 career starts and appearances. An honorable-mention all-MW selection, he ranked fifth in the league with 1.08 passes defended (PBUs + INTs) per game (14 total). Whittaker was named the MW Defensive Player of the Week on Nov. 25, 2013 after recording two interceptions against Boise State on Nov. 23, including one for a touchdown. He also had five PBUs against Nevada on Oct. 4, which was tied for the second most in a game in the country last year and the second most in a game in program history. Whittaker, who is on the Jim Thorpe Award Watch List (best defensive back), has been named a preseason all-conference selection by the MW media, and is a first-team pick by *Athlon Sports*, *Lindy's Sports*, *Phil Steele* and *Sporting News*.

Aztecs Picked Second in Mountain West Division

The San Diego State football team has been picked to finish second in the West Division of the Mountain West in the 2014 preseason poll, the league announced Tuesday in Las Vegas. The poll is voted on by media representatives who cover the conference.

The second-place prediction matches the Aztecs' highest in the 16-year history of the league (also in 2013), although this is the second year of the two divisions in the MW. SDSU was picked to finish third in 1999 and 2004, and averaged a predicted finish of 6.5 from 2005-12.

San Diego State matched its prediction last year, taking second in the West with a 6-2 MW mark. In 2012, the Aztecs were picked fifth, but went onto finish in a three-way tie for first with Boise State and Fresno State en route to its 19th conference championship. SDSU has ended up at or better than its projected finish in five straight seasons and eight times over the past nine years.

San Diego State garnered 172 points, just two shy of two-time defending champion Fresno State's 174. Both the Aztecs and the Bulldogs picked up 15 first-place votes apiece, while Nevada had the other three and had 130 points for third in the West Division. UNLV (95), San José State (87) and Hawai'i (35) rounded out the West.

SDSU received 15 first-place votes after earning just seven total over the previous 15 preseason polls. The only other time San Diego State received multiple first-place votes in the poll was in the MW inaugural season of 1999 when it had four first-place votes. The Aztecs had one first-place vote apiece in 2001, 2012 and 2013.

Boise State paced the Mountain Division with 183 points, including 20 first-place votes. Utah State came in second with 176 and 12 first-place votes and Colorado State was third with 135 and the other first-place vote. Wyoming (90), New Mexico (56) and Air Force (53) were picked fourth, fifth and sixth, respectively, in the Mountain Division.

SDSU is the only school to play road games against the predicted winners of each division (Boise State and Fresno State). Additionally, San Diego State plays at Nevada, the team picked right behind the Aztecs in the preseason poll.

FSSD to Host Football Show with Rocky Long this Year

San Diego State football head coach Rocky Long and FOX Sports San Diego have announced a coaches show for the upcoming 2014 season. Aztec Football with Rocky Long will air each Thursday following live programming on FOX Sports San Diego, beginning Aug. 21.

The weekly show will give unprecedented access to the SDSU program and Long, the Mountain West's all-time leader in victories and two-time MW Coach of the Year. Aztec Football with Rocky Long, which will be hosted by Kris Budden and will feature San Diego State quarterback Kevin O'Connell as the analyst, will consist of player and coach features, behind the scenes footage, X's and O's with Long, a preview of the upcoming game, a recap of the last game and much more.

The weekly show airs each Thursday on FOX Sports San Diego. Check your local listings for the time of the show.



SAN DIEGO STATE ATHLETIC DEPARTMENT

NATIONAL RANKINGS

■ Highest Combined Football and Men's Basketball Winning Percentage Since the Start of 2010-11 Season

| Rk. | School | W | L | Pct. |
|-----|------------------------|------------|-----------|--------------|
| 1. | Ohio State | 153 | 40 | 79.3% |
| 2. | Louisville | 163 | 48 | 77.3% |
| 3. | San Diego State | 151 | 48 | 75.9% |
| 4. | Florida | 153 | 53 | 74.3% |
| 5. | Michigan State | 151 | 54 | 73.7% |
| 6. | Oregon | 149 | 54 | 73.4% |
| 7. | Syracuse | 149 | 54 | 73.4% |
| 8. | Wisconsin | 147 | 56 | 72.4% |
| 9. | Arizona | 145 | 58 | 71.4% |
| 10. | Duke | 142 | 57 | 71.4% |
| 11. | Brigham Young | 142 | 59 | 70.6% |
| 12. | Missouri | 138 | 58 | 70.4% |
| 13. | North Carolina | 142 | 60 | 70.3% |
| 14. | Florida State | 139 | 61 | 69.5% |
| 15. | Cincinnati | 136 | 60 | 69.4% |
| 16. | Baylor | 139 | 63 | 68.8% |
| 17. | Kansas State | 132 | 60 | 68.8% |
| 18. | Michigan | 140 | 64 | 68.6% |
| 19. | Notre Dame | 132 | 61 | 68.4% |
| 20. | Alabama | 133 | 64 | 67.5% |

■ Mountain West Championships, Since the Start of 2012-13 Season*

| Rk. | School | Championships |
|-----|------------------------|---------------|
| 1. | San Diego State | 18 |
| 2. | New Mexico | 11 |
| 3. | Fresno State | 5 |
| 4. | Boise State | 4 |
| 5. | Colorado State | 3 |
| | UNLV | 3 |
| 7. | all others | 0 |

* - Includes only sports in which San Diego State competes.

■ SDSU Conference Championships / 2013-14 Season

Baseball (tournament)
Men's Basketball (regular season)
Women's Soccer (regular season)
Women's Soccer (tournament)
Softball
Outdoor Track & Field
Water Polo (regular season)

■ SDSU Conference Championships / 2012-13 Season

Baseball (tournament)
Women's Basketball (regular season)
Football
Women's Soccer (regular season)
Women's Soccer (tournament)
Indoor Track & Field
Outdoor Track & Field
Softball
Swimming & Diving
Men's Tennis (regular season)
Women's Tennis (regular season)
Volleyball



Aztecs Rising

Over the past several seasons, San Diego State has established itself as one of the premier athletic programs in the country.

- Since 2010, **SDSU** has had nine different programs finish an NCAA championship in the top 25 — Men's Basketball, Women's Basketball, Men's Golf, Women's Soccer, Softball, Women's Indoor and Outdoor Track and Field (three times).
- Since 2010, **SDSU** has had six teams finish in the top 10 at the NCAA championship — Men's Basketball (twice), Women's Basketball, Men's Golf, Women's Soccer, Women's Outdoor Track and Field.
- In each of the last three years, **SDSU** has enjoyed its best point-total in the Learfield Sports Director's Cup, including the 2013-14 season.
- In 2013, **SDSU's** average home football attendance increased by 2,300 fans. It marked the third time in the last four years that **SDSU's** increase in average home attendance ranked among the national leaders (6th in 2010, 9th in 2011, 30th in 2013).
- **SDSU** is one of 11 schools nationally to play in the last five NCAA men's basketball tournaments. No other California or Mountain West school can make that claim.
- Over the last seasons, a total of 13 **SDSU** coaches have received conference coach of the year honors.
- **SDSU** set a school record with a department average of 980 in the Academic Progress Report (APR) released in May 2014 by the NCAA. Among those programs that scored record multi-year APR figures were football, men's basketball and baseball.

2014-15 Update

- Cross Country - The Aztecs have had four solid races to start out the season. **SDSU** opened with a third-place finish at the Mark Covert Classic in Brea, Calif., on Aug. 30, a fourth-place showing at the UC Riverside Invitational on Sept. 13, a second-place finish at the 70th Annual Aztec Invitational on Sept. 20, despite running only six of its 12 runners, and a 10th-place finish out of 21 teams at the Stanford Invite on Sept. 27. Elaine Ribeiro has been **SDSU's** top finisher in all three races she competed in.
- Women's Soccer (11-2-1; 6-0 Mountain West) - The Aztecs, who are defending Mountain West regular-season and postseason champions, entered the 2014 season with a No. 24 national ranking and were once again picked to capture the league crown in the MW preseason coaches poll. **SDSU** is 11-2-1 on the season, including a 3-0 victory over No. 10 Michigan, and has seven straight wins. Kelsey Booth leads San Diego State in scoring with 19 points on six goals and seven assists.
- Men's Soccer (6-6; 0-3 Pac-12) - The Aztecs kicked off the 2014 season with six straight home matches. San Diego State lost its opener, 1-0, to Cal State Bakersfield, but won five straight games, including wins over No. 25 Clemson and No. 19 Denver. **SDSU** lost to No. 2 UCLA, 1-0, in its Pac-12 opener, and was swept on the road last week at Stanford and California. David Olsen leads **SDSU** in scoring with six goals, while Forrayah Bass has three goals and four assists.
- Volleyball (7-8; 3-2 Mountain West) - The Aztecs were picked fourth in the MW preseason poll. The season has been a series of streaks as **SDSU** lost its first three at the Chevron Wahine Rainbow Invitational in Honolulu, won three straight at the **SDSU/USD** Challenge, lost three straight (vs. USD, vs. Clemson and Alabama at Alabama), won two straight, including a 3-1 victory over Fresno State in its conference opener, before falling at Wyoming and Colorado State two weekends ago, and bouncing back with home wins over New Mexico and Air Force last weekend.

SAN DIEGO STATE FOOTBALL

INSIDE THE NUMBERS

■ California Schools Football Winning Percentage / Since Fall of 2010

| Rk. | School | W | L | Pct. | Bowls |
|-----|------------------------|-----------|-----------|-------------|----------|
| 1. | Stanford | 50 | 10 | 83.3 | 4 |
| 2. | USC | 39 | 19 | 67.2 | 2 |
| 3. | San Diego State | 37 | 21 | 63.8 | 4 |
| 4. | Fresno State | 35 | 24 | 59.3 | 3 |
| 5. | UCLA | 33 | 26 | 55.9 | 3 |
| 6. | San José State | 25 | 30 | 45.5 | 1 |
| 7. | California | 20 | 35 | 36.4 | 1 |

■ Most Coaching Victories Through First Three Seasons / San Diego State

| Rk. | School | Wins | Seasons |
|-----|-------------------|-----------|-------------------|
| 1. | Rocky Long | 25 | 2011-12-13 |
| | Claude Gilbert | 25 | 1973-74-75 |
| 3. | Don Coryell | 22 | 1961-62-63 |
| 4. | Ted Tollner | 20 | 1994-95-96 |
| | Al Luginbill | 20 | 1989-90-91 |

■ All-Time Mountain West Coaching Victories

| Rk. | School | Wins |
|-----|-------------------|-----------|
| 1. | Rocky Long | 90 |
| 2. | Gary Patterson | 77 |
| 3. | Sonny Lubick | 59 |
| 4. | Kyle Whittingham | 57 |
| 5. | Bronco Mendenhall | 56 |

■ Current Mountain West Coaching Victories (counts only wins while at an MW school)

| Rk. | School | Wins |
|-----|-------------------|-----------|
| 1. | Rocky Long | 90 |
| 2. | Troy Calhoun | 53 |
| 3. | Tim DeRuyter | 23 |
| 4. | Jim McElwain | 16 |
| 5. | Bobby Hauck | 15 |

■ NFL Draft Picks Since 2011 / California Schools

| Rk. | School | Number |
|-----|------------------------|-----------|
| 1. | USC | 19 |
| 2. | Stanford | 17 |
| 3. | California | 16 |
| 4. | UCLA | 12 |
| 5. | San Diego State | 11 |
| 6. | Fresno State | 6 |
| 7. | San José State | 3 |
| 8. | Cal Poly | 1 |

■ NFL Draft Picks Since 2011 / Mountain West Schools

| Rk. | School | Number |
|-----|------------------------|-----------|
| 1. | Boise State | 13 |
| 2. | San Diego State | 11 |
| 3. | Nevada | 10 |
| 4. | Utah State | 8 |
| 5. | Fresno State | 6 |
| 6. | Hawai'i | 4 |
| 7. | San José State | 3 |
| | Wyoming | 3 |
| 9. | Colorado State | 2 |
| 10. | Air Force | 0 |
| | New Mexico | 0 |
| | UNLV | 0 |



Under the direction of fourth-year head coach Rocky Long, San Diego State has made a dramatic turnaround.

■ SDSU is one of 29 schools nationally to appear in bowl games each of the last four seasons. San Diego State is one of only two California schools to appear in four consecutive bowl games (Stanford) and is one of only two current Mountain West schools to appear in bowl games in 2010, 2011, 2012 and 2013 (Boise State).

■ With a bowl game in a school-record four straight years, the Aztecs have equaled their total number of bowls played in the previous 41 seasons from 1969-2009.

■ Long's impact has been felt almost immediately, first as the defensive coordinator in 2009-10 and then as the head coach since 2011. SDSU went without a winning season for the 10 straight years from 2000-09 when it won 32.2 percent of its games and owned one of the nation's worst records. Below is a look at the dramatic turnaround.

| Time | W-L (Pct.) | NCAA Rk. | Bowl Gms. | Winning Seasons |
|-------------------------------|--------------|----------|-----------|-----------------|
| 2000-09 (Previous 10 Seasons) | 38-80 (.322) | 106 | 0 | 0 |
| Since 2010 | 37-21 (.638) | 28 | 4 | 4 |

■ San Diego State owns a 37-21 record over the past four-plus seasons. Prior to the 2010 campaign, it took the Aztecs 111 games to compile 36 wins (37-74).

■ The 34 victories from 2010-13 is the highest win-total over a four-year span since the Aztecs went 36-7-1 from 1974-77.

SDSU is 1 of 5 schools to play in 4 straight bowl games and earn an NCAA men's basketball berth in each of the last 5 years.



SDSU is 1 of 5 schools to win a bowl game and advance to the Sweet 16 of the NCAA men's hoops tournament in 2013-14.





MOUNTAIN WEST

2014 MW Standings

West Division

| | MW | Pct. | Overall | Pct. |
|------------------------|------------|-------------|------------|-------------|
| Hawai'i | 1-0 | 1.000 | 2-4 | .333 |
| Fresno State | 2-1 | .667 | 3-4 | .429 |
| San Diego State | 2-1 | .667 | 3-3 | .500 |
| San José State | 1-1 | .500 | 2-3 | .400 |
| Nevada | 1-2 | .333 | 3-3 | .500 |
| UNLV | 1-2 | .333 | 2-5 | .286 |

Mountain Division

| | MW | Pct. | Overall | Pct. |
|----------------|-----|-------|---------|------|
| Utah State | 1-0 | 1.000 | 4-2 | .667 |
| Boise State | 2-1 | .667 | 4-2 | .667 |
| Colorado State | 1-1 | .500 | 5-1 | .833 |
| Wyoming | 1-1 | .500 | 3-3 | .500 |
| Air Force | 1-2 | .333 | 4-2 | .667 |
| New Mexico | 0-2 | .000 | 2-4 | .333 |

This Week in the Mountain West

Friday, Oct. 17

Fresno State at Boise State*, 6 p.m. MT ESPN

Saturday, Oct. 18

New Mexico at Air Force, 1:30 p.m. MT ROOT/MWN

San Jose State at Wyoming, 2 p.m. MT ESPN3

Utah State at Colorado State, 5 p.m. MT CBSSN

Nevada at Brigham Young, 8:15 p.m. MT ESPN2

Hawai'i at SDSU, 7:30 p.m. PT CBSSN

Mountain West Bowl Tie-Ins

R+L Carriers New Orleans Bowl vs. Sun Belt
Dec. 20 ESPN 10 a.m. CT New Orleans, La.

Gildan New Mexico Bowl vs. C-USA
Dec. 20 ESPN 12:20 p.m. MT Albuquerque, N.M.

Las Vegas Bowl vs. Pac-12
Dec. 20 ABC 12:30 p.m. PT Las Vegas, Nev.

Famous Idaho Potato Bowl vs. MAC
Dec. 20 ESPN 3:45 p.m. MT Boise, Idaho

SDCC Union Poinsettia Bowl vs. Navy
Dec. 23 ESPN 6:30 p.m. PT San Diego, Calif.

Sheraton Hawai'i Bowl vs. C-USA
Dec. 24 ESPN 3 p.m. HT Honolulu, Hawaii

Charting the Opponents

Northern Arizona (3-3, 1-1 Big Sky)

| | |
|---------------------------|---------------|
| A.30 at San Diego State | L, 7-38 |
| S.6 at Abilene Christian | W, 27-21 |
| S.13 New Mexico Highlands | W, 62-23 |
| S.20 at South Dakota | L, 21-28 |
| S.27 Cal Poly* | W, 38-35 |
| 0.4 at Northern Colorado* | L, 17-24 |
| 0.18 at Portland State* | 4 p.m. PT |
| 0.25 Eastern Washington* | 12:30 p.m. MT |
| N.1 at Weber State* | 1 p.m. MT |
| N.8 UC Davis* | 2 p.m. MT |
| N.15 at North Dakota* | Noon CT |
| N.22 Southern Utah* | 2 p.m. MT |

UNLV (2-5, 1-2 MW)

| | |
|---------------------------------|-----------------|
| A.29 at Arizona | L, 13-58 |
| S.6 Northern Colorado | W, 13-12 |
| S.13 Northern Illinois | L, 34-48 |
| S.20 at Houston | L, 14-47 |
| S.27 at San Diego State* | L, 17-34 |
| 0.4 at San José State* | L, 10-33 |
| 0.10 Fresno State* | W, 30-27 |
| 0.25 at Utah State* | TBA |
| N.1 New Mexico* | 2:30 p.m. PT |
| N.8 Air Force* | 1 p.m. PT |
| N.15 at Brigham Young | TBA |
| N.22 at Hawai'i* | 6 p.m. HT |
| N.29 Nevada | TBA |

Hawai'i (2-4, 1-0 MW)

| | |
|---------------------------------|---------------------|
| A.30 Washington | L, 16-17 |
| S.6 Oregon State | L, 31-38 |
| S.13 Northern Iowa | W, 27-24 |
| S.20 at Colorado | L, 12-21 |
| 0.4 at Rice | L, 14-28 |
| 0.11 Wyoming* | W, 38-28 |
| 0.18 at San Diego State* | 7:30 p.m. PT |
| 0.25 Nevada* | 6 p.m. HT |
| N.1 Utah State* | 5 p.m. HT |
| N.8 at Colorado State* | TBA |
| N.15 at San José State* | TBA |
| N.22 UNLV* | 6 p.m. HT |
| N.29 at Fresno State | 4 p.m. PT |

Boise State (4-2, 2-1 MW)

| | |
|------------------------------|------------|
| A.28 vs. Ole Miss | L, 13-35 |
| S.6 Colorado State* | W, 37-24 |
| S.13 at Connecticut | W, 38-21 |
| S.20 Louisiana | W, 34-9 |
| S.27 at Air Force* | L, 14-28 |
| 0.4 at Nevada* | W, 51-46 |
| 0.17 Fresno State* | 6 p.m. MT |
| 0.24 Brigham Young | 7 p.m. MT |
| N.8 at New Mexico* | 5 p.m. MT |
| N.16 San Diego State* | TBA |
| N.22 at Wyoming* | TBA |
| N.29 Utah State* | TBA |

North Carolina (2-4, 0-2 ACC)

| | |
|----------------------------|-----------------|
| A.30 Liberty | W, 56-29 |
| S.6 San Diego State | W, 31-27 |
| S.20 at East Carolina | L, 41-70 |
| S.27 at Clemson* | L, 35-50 |
| 0.4 Virginia Tech* | L, 17-34 |
| 0.11 at Notre Dame | L, 43-50 |
| 0.18 Georgia Tech* | TBA |
| 0.25 at Virginia* | TBA |
| N.1 at Miami* | TBA |
| N.15 Pittsburgh* | TBA |
| N.20 at Duke* | TBA |
| N.29 N.C. State* | TBA |

Fresno State (3-4, 2-1 MW)

| | |
|-----------------------------|-----------------|
| A.30 at USC | L, 13-52 |
| S.6 at Utah | L, 27-59 |
| S.13 Nebraska | L, 19-55 |
| S.20 Southern Utah | W, 56-16 |
| S.26 at New Mexico* | W, 35-24 |
| 0.3 San Diego State* | W, 24-13 |
| 0.10 at UNLV* | L, 27-30 |
| 0.17 at Boise State* | 6 p.m. MT |
| N.1 Wyoming* | TBA |
| N.8 San José State* | 7:30 p.m. PT |
| N.22 at Nevada* | TBA |
| N.29 Hawai'i* | 4 p.m. PT |

Nevada (3-3, 1-2 MW)

| | |
|-----------------------------|---------------------|
| A.30 Southern Utah | W, 28-19 |
| S.5 Washington State | W, 24-13 |
| S.13 at Arizona | L, 28-35 |
| S.27 at San José State* | W, 21-10 |
| 0.4 Boise State* | L, 46-51 |
| 0.11 Colorado State* | L, 24-31 |
| 0.18 at Brigham Young | 8:15 p.m. MT |
| 0.26 at Hawai'i* | 6 p.m. HT |
| N.1 San Diego State* | 7:30 p.m. PT |
| N.15 at Air Force* | Noon MT |
| N.22 Fresno State* | TBA |
| N.29 at UNLV* | TBA |

Air Force (4-2, 1-2 MW)

| | |
|---------------------------------|---------------------|
| A.30 Nicholls State | W, 44-16 |
| S.6 at Wyoming* | L, 13-17 |
| S.13 at Georgia State | W, 48-38 |
| S.27 Boise State* | W, 28-14 |
| 0.4 Navy | W, 30-21 |
| 0.11 at Utah State* | L, 16-34 |
| 0.18 New Mexico* | 1:30 p.m. MT |
| N.1 at Army | 11:30 a.m. ET |
| N.8 at UNLV* | 1 p.m. PT |
| N.15 Nevada* | Noon MT |
| N.21 at San Diego State* | 6:30 p.m. PT |
| N.28 Colorado State* | 1:30 p.m. MT |

Oregon State (4-1, 1-1 Pac-12)

| | |
|-----------------------------|----------------|
| A.30 Portland State | W, 29-14 |
| S.6 at Hawai'i | W, 38-30 |
| S.20 San Diego State | W, 28-7 |
| S.27 at USC* | L, 10-35 |
| 0.4 at Colorado* | W, 36-31 |
| 0.16 Utah* | 7 p.m. PT |
| 0.25 at Stanford* | TBA |
| N.1 California* | TBA |
| N.8 Washington* | TBA |
| N.15 Arizona State* | TBA |
| N.22 at Washington* | TBA |
| N.29 Oregon* | TBA |

New Mexico (2-4, 0-2 MW)

| | |
|------------------------------|-----------------|
| A.30 UTEP | L, 24-31 |
| S.6 Arizona State | L, 23-58 |
| S.20 at New Mexico State | W, 38-35 |
| S.26 Fresno State* | L, 24-35 |
| 0.4 at UTSA | W, 21-9 |
| 0.10 San Diego State* | L, 14-24 |
| 0.18 at Air Force* | 1:30 p.m. MT |
| N.1 at UNLV* | 2:30 p.m. PT |
| N.8 Boise State* | 5 p.m. MT |
| N.15 at Utah State* | TBA |
| N.22 at Colorado State* | TBA |
| N.29 Wyoming* | TBA |

Idaho (0-6, 0-4 Sun Belt)

| | |
|-------------------------------|---------------------|
| A.30 at Florida | Suspended |
| S.6 at Louisiana-Monroe* | L, 31-38 |
| S.13 Western Michigan | L, 33-45 |
| S.20 at Ohio | L, 24-36 |
| S.27 South Alabama* | L, 10-34 |
| 0.4 at Texas State* | L, 30-35 |
| 0.11 at Georgia Southern* | L, 24-47 |
| 0.18 New Mexico State* | 2 p.m. PT |
| N.1 Arkansas State* | 2 p.m. PT |
| N.8 at San Diego State | 3:30 p.m. PT |
| N.15 Troy* | 2 p.m. PT |
| N.29 at Appalachian State* | TBA |

San José State (2-3, 1-1 MW)

| | |
|--------------------------------|----------------------|
| A.28 North Dakota | W, 42-10 |
| S.6 at Auburn | L, 13-59 |
| S.20 at Minnesota | L, 7-24 |
| S.27 Nevada* | L, 10-21 |
| 0.4 UNLV* | W, 33-10 |
| 0.18 at Wyoming* | 2 p.m. MT |
| 0.25 at Navy | 1 p.m. ET |
| N.1 Colorado State* | 4 p.m. PT |
| N.8 at Fresno State* | 7:30 p.m. PT |
| N.15 Hawai'i* | 1:30 p.m. PT |
| N.21 at Utah State* | 7:30 p.m. MT |
| N.30 at San Diego State | 12:30 p.m. PT |



ROCKY LONG

Was one of four NCAA players who visited U.S. servicemen in Vietnam in the summer of 1971, spending two weeks visiting different U.S. bases

Bobby Knight paid Long a home visit and recruited the two-sport athlete to play basketball at Army

Left New Mexico as the all-time leading rusher (2,071 yards) and threw just 23 interceptions in 30 career games

COACHING HIGHLIGHTS

- Has the most all-time victories in the Mountain West with 90.
- Was named the Mountain West Coach of the Year in 2002 and again in 2012.
- Has 14-plus years of head coaching experience and has spent 17-plus seasons as a defensive coordinator.

AT SAN DIEGO STATE:

- Became San Diego State's 18th head football coach on Jan. 12, 2011.
- Was the defensive coordinator at SDSU from 2009-10.
- In 2012, led the Aztecs to a share of the Mountain West title at 7-1. It was San Diego State's 19th conference title, first Mountain West championship and first league title since 1998. The Aztecs were picked fifth in the preseason poll.
- In his first year in 2009, helped SDSU improve defensive marks in points allowed, first downs, rushing, total defense, third-down conversion percentage, fourth-down conversion percentage, sacks, interceptions and red-zone conversion percentage, among other categories.

AT NEW MEXICO

- Compiled a school-record 65 victories and led the Lobos to five bowl game appearances in his final seven seasons. His teams were bowl eligible in seven of his last eight campaigns.
- In his final nine seasons in Albuquerque, Long's defensive units ranked among the top 30 in fewest yards allowed six times and among the top 40 against the rush every year. In both 2001 and 2003, New Mexico's defense ranked fifth nationally in fewest rushing yards allowed per game.
- While at New Mexico, he coached 13 players selected in the NFL Draft, 10 players who earned All-America honors and had a MWC-high 34 first-team all-conference selections since 2003.

OTHER COACHING EXPERIENCE

- Prior to accepting the head coaching position at New Mexico, Long served as defensive coordinator for 12 seasons at three different schools. He was the defensive coordinator for two years under Bob Toledo at UCLA in 1996-97, for five seasons at Oregon State from 1991-95, and for five campaigns at Wyoming from 1981-85.
- Also served as an assistant coach at TCU, with the CFL's British Columbia team and started his career at New Mexico as a graduate assistant coach in 1972.

PLAYING EXPERIENCE:

- Originally a defensive back, Long became a three-year starter at quarterback for the Lobos from 1969-71. He earned team most valuable player honors and was the Western Athletic Conference Offensive Player of the Year as a senior.
- Long played professionally in the CFL with British Columbia in 1972-73 and 1975-76. He also competed in the World Football League with the Detroit Wheels in 1974.
- Attended Alta Loma High School in Alta Loma, Calif.

PERSONAL:

- Both of Long's daughters are head coaches at the university level. Roxanne was hired in July of 2012 as the head women's basketball coach at Rogers State University (NAIA) in Claremore, Okla., after four years in the same position at Texas Lutheran (NCAA Division III). Hannah, meanwhile, is the head volleyball coach at Southwestern University, an NCAA Division III school in Georgetown, Texas. She is a four-time conference coach of the year, having compiled a 306-79 (.795) record in 10 years, including a pair of regional finals appearances in 2008 and 2009.

■ Rocky Long Head Coaching Record

| Year | Record | League | Finish | Home | Away | Neutral | Bowl Game |
|-----------------------|---------------------|--------------|--------------|--------------|--------------|------------|--|
| 1998 | New Mexico 3-9 | 1-7 | 7th, WAC | 2-4 | 1-5 | | |
| 1999 | New Mexico 4-7 | 3-4 | T-5th, MW | 3-3 | 1-4 | | |
| 2000 | New Mexico 5-7 | 3-4 | T-5th, MW | 3-3 | 2-4 | | |
| 2001 | New Mexico 6-5 | 4-3 | T-3rd, MW | 4-2 | 2-3 | | |
| 2002 | New Mexico 7-7 | 5-2 | 2nd, MW | 5-1 | 2-5 | 0-1 | Las Vegas Bowl, UCLA (L, 13-27) |
| 2003 | New Mexico 8-5 | 5-2 | 2nd, MW | 5-2 | 3-2 | 0-1 | Las Vegas Bowl, Oregon State (L, 14-55) |
| 2004 | New Mexico 7-5 | 5-2 | 2nd, MW | 3-2 | 4-2 | 0-1 | Emerald Bowl, Navy (L, 19-34) |
| 2005 | New Mexico 6-5 | 4-4 | T-4th, MW | 2-3 | 4-2 | | |
| 2006 | New Mexico 6-7 | 4-4 | 5th, MW | 3-5 | 3-2 | | New Mexico Bowl, San José State (L, 12-20) |
| 2007 | New Mexico 9-4 | 5-3 | T-3rd, MW | 6-1 | 3-3 | | New Mexico Bowl, Nevada (W, 23-0) |
| 2008 | New Mexico 4-8 | 2-6 | T-6th, MW | 3-3 | 1-5 | | |
| UNM TOTALS | 65-69 | 41-41 | | 39-29 | 26-37 | 0-3 | 1-4 |
| Year | Record | League | Finish | Home | Away | Neutral | Bowl Game |
| 2011 | San Diego State 8-5 | 4-3 | 4th, MW | 4-3 | 4-1 | 0-1 | New Orleans Bowl, La.-Lafayette (L, 30-32) |
| 2012 | San Diego State 9-4 | 7-1 | T-1st, MW | 6-2 | 3-2 | | Poinsettia Bowl, Brigham Young (L, 6-23) |
| 2013 | San Diego State 8-5 | 6-2 | 2nd, MW-West | 3-3 | 4-2 | 1-0 | Famous Idaho Potato Bowl, Buffalo (W, 49-24) |
| 2014 | San Diego State 3-3 | 2-1 | | 2-0 | 1-3 | 0-0 | |
| SDSU TOTALS | 28-17 | 19-7 | | 15-8 | 12-8 | 1-1 | 1-2 |
| OVERALL TOTALS | 93-86 | 60-48 | | 54-37 | 38-45 | 1-4 | 2-6 |

LONG'S SITUATIONAL RECORD

| | |
|-------------------------|--------------|
| Overall | 93-86 |
| at San Diego State | 28-17 |
| at New Mexico | 65-69 |
| Home | 54-37 |
| San Diego, Calif. | 15-8 |
| Albuquerque, N.M. | 39-29 |
| Road | 38-45 |
| at San Diego State | 12-8 |
| Neutral | 1-4 |
| Scoring 41+ Points | 23-1 |
| Scoring 20+ Points | 87-32 |
| Allowing 20- Points | 48-12 |
| Conference Games | 60-48 |
| MW Games | 59-41 |
| 3-Point or Closer | 20-14 |
| 7-Point or Closer | 40-31 |

THE LONG FACTOR

Below is a look at the two seasons prior to Rocky Long joining the SDSU staff, the next two seasons in which he served as the Aztecs' defensive coordinator and the last three-plus seasons in which he is the head coach (and defensive coordinator):

| Category | 2007-08 | 09-10 | 11-14 |
|----------------------|---------|-------|-------|
| Record | 6-18 | 13-12 | 28-17 |
| MW Record | 3-13 | 7-9 | 19-7 |
| Opp. PPG | 35.8 | 26.1 | 26.1 |
| Opp. Total Offense/G | 479.5 | 367.3 | 378.1 |

BOWL GAMES AS A COACH

San Diego State
 2013 Famous Idaho Potato Bowl
 2012 Poinsettia Bowl
 2011 New Orleans Bowl
 2010 Poinsettia Bowl

New Mexico
 2007 New Mexico Bowl
 2006 New Mexico Bowl
 2004 Emerald Bowl
 2003 Las Vegas Bowl
 2002 Las Vegas Bowl

UCLA
 1998 Cotton Bowl

MOUNTAIN WEST VICTORIES

| Rk. | Name, Team | Wins |
|-----|----------------------------------|------|
| 1. | Rocky Long, UNM-SDSU* | 89 |
| 2. | Gary Patterson, TCU | 77 |
| 3. | Sonny Lubick, Colorado State | 59 |
| 4. | Kyle Whittingham, Utah | 57 |
| 5. | Bronco Mendenhall, Brigham Young | 56 |
| 6. | Troy Calhoun, Air Force* | 53 |

Includes all victories while team was in the league since the inception of the MW.

* - indicates current active coach in the MW

AZTEC COACHING STAFF



Rocky Long

FIELD

HC/Def. Coord., 4th Year (New Mexico '74)

- Named SDSU's head coach on Jan. 12, 2011, after serving two seasons as the defensive coordinator.
- Has 13 years of head coaching experience (New Mexico, 1998-2008) and 16 years service as a defensive coordinator (San Diego State, 2009-; UCLA, 1996-97; Oregon State, 1991-95; Wyoming, 1981-85).
- Owns the most victories of any Mountain West head coach in the league's history. Was named the league's coach of the year in 2002 and in 2012.



Jeff Horton

FIELD

Asst. HC/RBs, 4th Year (Nevada '81)

- Spent the final five games of 2011 as the interim head coach at Minnesota, leading the Gophers to a 2-3 record (team was 1-6 before his promotion) with victories over bowl-bound Illinois and Iowa.
- Also had head coaching stints at UNLV (1994-98) and Nevada (1993).
- Started his collegiate coaching career in 1984 as a graduate assistant at Minnesota under legendary head coach Lou Holtz.



Bob Toledo

FIELD

Off. Coordinator, 2nd Year (San Francisco St. '68)

- Bob Toledo has 38 years of coaching experience, including 18 years as a head coach and 15 years as an offensive coordinator.
- Notable pupils include running backs Matt Forte and Skip Hicks, quarterbacks Cade McNown and Chris Miller, wide receivers J.J. Stokes and Butch Johnson and offensive linemen Jonathan Ogden and Richmond Webb.
- His teams have been to 13 bowl games, including seven of the traditional New Year's Day bowls.



Zach Arnett

FIELD

Linebackers, 4th Year (New Mexico '09)

- Was promoted to linebackers coach in the spring of 2014 after spending three years as a defensive graduate assistant.
- Played collegiately for four seasons at New Mexico under current San Diego State head coach Rocky Long.
- Served as a team captain for the Lobos as a senior in 2008, helping UNM rank 36th nationally in rushing defense.
- Also excelled in the classroom, earning first-team Academic All-America honors in 2008.



Danny Gonzales

FIELD

Safeties, 4th Year (New Mexico '98)

- Previously worked with SDSU head coach Rocky Long at New Mexico as a defensive graduate assistant (1999-02), a video coordinator (2003-05) and a special teams/safeties coach (2005-08).
- Coached Lobo place-kicker John Sullivan to consensus All-America honors in 2007.
- Earned three letterwinners as a punter and safety at UNM, where he won the Chuck Cummings Memorial Award for morale and spirit.



Osia Lewis

BOX

Defensive Line, 4th Year (Oregon St. '86)

- Worked along side SDSU head coach Rocky Long at UNM from 2003-07 as the defensive coordinator.
- Also spent time as a defensive coordinator at UTEP (2008-09) and the Hartford Colonials of the United Football League (2010).
- Has coached in the Mountain West, Conference USA, Big Ten and Pac-10, and has been on the sidelines in seven bowl games.
- Earned all-conference honors at Oregon State as a senior in 1985.



LeCharls McDaniel

FIELD

WR/Special Teams, 14th Year (Cal Poly '81)

- In his third stint at SDSU, having coached the wide receivers (2002, 2006-current), running backs (2005) and secondary/special teams (1994-96).
- Has also coached at Oregon State (STs/TEs), Cal (STs), Washington Redskins (STs), Phoenix Cardinals (WRs), Cal Poly (Sec/STs), San Diego Chargers (Asst. STs) and Hartnell College (Sec).
- Honorable mention All-American as a senior cornerback in 1980.



Mike Schmidt

FIELD

Offensive Line, 3rd Year (San Diego St. '09)

- A 2009 graduate of San Diego State, who served as a graduate assistant coach in 2010 and 2011.
- Helped SDSU to back-to-back-to-back bowl games from 2011-13.
- A former walk-on on the defensive line, who earned four letters at SDSU from 2005-08 as an offensive lineman.
- Was a team captain as a senior.
- Led Madison High School to a pair of Harbor League championships.



Brian Sipe

BOX

Quarterbacks, 6th Year (San Diego State)

- Played for legendary SDSU coach Don Coryell and was the Aztecs' leading passer in '70 and '71. In '70, he directed SDSU to a 9-2 record as the Aztecs spent eight weeks ranked among the nation's top 20.
- As a junior, he was an honorable mention All-American by the AP after throwing for 2,618 yards and 23 TDs.
- In 1980, he earned league MVP honors and was named first-team all-pro, leading the Browns to an 11-5 record.



Tony White

BOX

Cornerbacks/Recruiting, 6th Year (UCLA '02)

- Came to San Diego State after spending 2008 alongside current Aztec head coach Rocky Long at New Mexico. White was in charge of the Lobos' linebackers.
- In 2008, White coached two honorable mention all-conference linebackers in Zach Arnett and Herbert Felder.
- Was a three-year starter and four-year letterman at outside linebacker for UCLA from 1997-2000.

SAN DIEGO STATE ROSTER

| Alphabetical | | | Numerical | | | | | | | |
|--------------|-------------------------|-------|-----------|------------------------|-------|------|-----|-----|------|---|
| No. | Name | Pos. | No. | Name | Pos. | Ht. | Wt. | Yr. | Exp. | Hometown (High School/College) |
| 77 | Alesi, Joel | P | 2 | Christian Cumberlander | DB | 6-3 | 205 | Fr. | RS | West Point, Ga. (Jireh Prep (Mathews, N.C.)) |
| 63 | Anderson, Alex | OL | 3 | Ezell Ruffin | WR | 6-1 | 210 | Sr. | 2L | Long Beach, Calif. (Woodrow Wilson High) |
| 16 | • Anderson, Drew | QB | 4 | Lucky Radley | RB | 5-9 | 185 | Sr. | TR | Inglewood, Calif. (Taft High/Univ. of Utah) |
| 11 | • Anigbogu, Kene | DB | 5 | Chase Favreau | WR | 6-1 | 200 | Fr. | RS | Huntington Beach, Calif. (Edison High) |
| 31 | Babiash, Derek | DB | 6 | Jake Rodrigues | QB | 6-3 | 215 | So. | TR | Rocklin, Calif. (Whitney High/Univ. of Oregon) |
| 29 | • Baron II, John | K/P | 7 | J.J. Whittaker | DB | 5-10 | 180 | Sr. | 1L | Oceanside, Calif. (Oceanside High) |
| 58 | Barrett, Alex | DL | 9 | Stan Sedberry | QB | 6-2 | 210 | Jr. | 2L | Albuquerque, N.M. (La Cueva High) |
| 15 | • Bawden, Nick | QB | 10 | Christian Chapman | QB | 6-0 | 180 | Fr. | HS | Carlsbad, Calif. (Carlsbad High) |
| 87 | Boesch, Aaron | TE | 11 | Kene Anigbogu | DB | 6-4 | 205 | So. | RS | San Diego, Calif. (Helix High/Southwestern College) |
| 59 | • Brown, Zach | LB | 12 | Malik Smith | DB | 6-0 | 185 | So. | 1L | Compton, Calif. (Dominguez High) |
| 89 | Brunskill, Daniel | TE | 13 | Jabril Clewis | WR | 6-2 | 200 | Fr. | HS | San Diego, Calif. (Patrick Henry High) |
| 40 | Buck, Donavin | LB | 13 | Pierre Romain | DB | 5-8 | 165 | Jr. | 2L | Los Angeles, Calif. (Crenshaw High) |
| 38 | • Bussey, Luke | DB | 14 | Trey Lomax | DB | 5-11 | 185 | Fr. | RS | San Diego, Calif. (Mira Mesa High) |
| 43 | • Campano, Kevin | DB | 15 | Nick Bawden | QB | 6-3 | 225 | Fr. | HS | Los Gatos, Calif. (Los Gatos High) |
| 10 | Chapman, Christian | QB | 15 | Fred Trevillion | DB | 6-2 | 190 | Fr. | HS | Brookhaven, Miss. (Brookhaven High) |
| 61 | Christensen, Hunter | LS | 16 | Drew Anderson | QB | 6-3 | 205 | Fr. | HS | Orinda, Calif. (Miramonte High) |
| 80 | Clark, Larry | WR | 16 | David Lamar | DB | 6-2 | 185 | Sr. | 2L | San Diego, Calif. (Madison High) |
| 13 | • Clewis, Jabril | WR | 17 | Seamus McMorrow | K/P | 5-11 | 195 | Jr. | 2L | San Diego, Calif. (St. Augustine High) |
| 67 | Corbett, Garrett | OL | 18 | Quinn Kaehler | QB | 6-4 | 215 | Sr. | 1L | Pleasant Hill, Calif. (California High/Diablo Valley College) |
| 94 | Craighead, Robert | TE | 18 | Brandon Porter | DB | 5-11 | 195 | So. | 1L | Waggaman, La. (John Curtis High) |
| 2 | Cumberlander, Christian | DB | 19 | Donnel Pumphrey | RB | 5-9 | 170 | So. | 1L | Las Vegas, Nev. (Canyon Springs High) |
| 36 | • Davis, Devante | LB | 20 | Rashaad Penny | RB | 5-11 | 200 | Fr. | HS | Norwalk, Calif. (Norwalk High) |
| 64 | Dilley, Zach | OL | 21 | Na'im McGee | DB | 6-0 | 200 | So. | TR | Oakland, Calif. (Saint Mary's High/Diablo Valley College) |
| 49 | • Dunlap, Daryl | LB | 22 | Kalan Montgomery | DB | 6-1 | 185 | Fr. | RS | Compton, Calif. (Dominguez High) |
| 53 | • Dunn, Ryan | LB/DE | 22 | Chase Price | RB | 5-8 | 200 | Jr. | 2L | Diamond Bar, Calif. (Diamond Ranch High) |
| 5 | Favreau, Chase | WR | 23 | Damontae Kaze | DB | 5-11 | 180 | So. | 1L | San Bernardino, Calif. (Cajon High) |
| 42 | Fely, Jake | LB | 24 | Billy Vaughn, Jr. | DB | 6-1 | 180 | Fr. | RS | Los Angeles, Calif. (Dorsey High) |
| 70 | Flores, Arthur | OL | 26 | Marcus Stamps | RB | 6-1 | 210 | Fr. | RS | Los Angeles, Calif. (Jefferson High) |
| 47 | Galea, Cody | LB | 27 | Kameron Kelly | WR | 6-2 | 190 | Fr. | HS | Murphy, Texas (Wylie High) |
| 96 | Galea'i, Kenny | DL | 29 | John Baron II | K/P | 5-11 | 175 | Fr. | HS | Temecula, Calif. (Chaparral High) |
| 62 | Galbreath, Zach | DL | 29 | Marcus Young | WR | 6-1 | 185 | Fr. | HS | Moreno Valley, Calif. (Rancho Verde High) |
| 48 | Gavert, Josh | LB | 30 | T.J. Hickman | DB | 6-0 | 190 | Jr. | 1L | Riverside, Calif. (Martin Luther King High) |
| 46 | • Gordon, Dakota | FB | 30 | Scott Hoover | WR | 6-2 | 190 | Fr. | RS | San Juan Capistrano, Calif. (San Juan Hills High) |
| 72 | Greene, Darrell | OL | 31 | Derek Babiash | DB | 6-1 | 175 | So. | TR | Poway, Calif. (Poway High/Univ. of Arizona) |
| 59 | • Hageman, Donny | K/P | 31 | William Walker | RB | 5-10 | 190 | Fr. | HS | Perris, Calif. (Citrus High) |
| 95 | Hall, Noble | DL | 32 | Kendrick Mathis | DB | 6-0 | 195 | So. | 1L | Ventura, Calif. (Buena High) |
| 86 | Hazely, Jemond | WR | 33 | Damon Moore | DL | 6-4 | 230 | Fr. | HS | Novato, Calif. (San Marin High)) |
| 46 | • Henderson, Jay | LB | 34 | Parker Wells | FB | 5-10 | 230 | Fr. | RS | Las Flores, Calif. (Tesoro High) |
| 92 | Heyward, Christian | DL | 34 | Cory Stowell | DB | 6-1 | 185 | Fr. | HS | Newport Beach, Calif. (Newport Harbor High) |
| 30 | • Hickman, T.J. | DB | 35 | Sal Jeppi | FB | 5-9 | 215 | Fr. | HS | Baltimore, Md. (Archbishop Curley High) |
| 49 | • Hill, Josh | WR | 35 | Kevin Walcott | DB | 5-11 | 180 | Fr. | RS | Los Angeles, Calif. (Washington Prep High) |
| 38 | • Hokokian, Chris | FB | 36 | Devante Davis | LB | 6-2 | 210 | Jr. | TR | Dallas, Texas (Lincoln High/Tyler College) |
| 85 | Holder, Mikah | WR | 36 | Craig Knaus | WR | 6-2 | 200 | Fr. | HS | Torrance, Calif. (West High) |
| 30 | • Hoover, Scott | WR | 37 | Patrick Lucas | DB | 6-0 | 180 | Fr. | HS | La Quinta, Calif. (La Quinta High) |
| 51 | Huffman, Grant | LB | 38 | Luke Bussey | DB | 5-11 | 180 | Fr. | HS | Granite Bay, Calif. (Granite Bay High) |
| 93 | Jackson, Malcolm | DL | 38 | Chris Hokokian | FB | 6-1 | 235 | Jr. | SQ | Fresno, Calif. (Clovis North High) |
| 35 | • Jeppi, Sal | FB | 39 | Chase Markham | DL | 6-2 | 245 | Fr. | HS | Redlands, Calif. (Redlands East Valley High) |
| 81 | Judge, Eric | WR | 40 | Donavin Buck | LB | 6-5 | 205 | Fr. | HS | Brawley, Calif. (Brawley Union High) |
| 18 | • Kaehler, Quinn | QB | 41 | Dakota Turner | DL | 6-3 | 235 | Fr. | RS | Mililani, Hawaii (Mililani High) |
| 23 | Kaze, Damontae | DB | 42 | Jake Fely | LB | 5-10 | 215 | Jr. | 2L | Oceanside, Calif. (Oceanside High) |
| 27 | Kelly, Kameron | WR | 43 | Kevin Campano | DB | 5-10 | 170 | Sr. | SQ | San Diego, Calif. (Scripps Ranch High/Baker University) |
| 36 | • Knaus, Craig | WR | 43 | John McGrory | K/P | 6-2 | 180 | Fr. | RS | Rancho Santa Margarita, Calif. (Santa Margarita High) |
| 16 | • Lamar, David | DB | 44 | Adam Roberts | FB | 6-3 | 235 | Sr. | 3L | El Paso, Texas (Coronado High) |
| 50 | Largent, Derek | LB | 45 | Fred Melifonwu | LB | 6-5 | 235 | Fr. | RS | San Diego, Calif. (Lincoln High) |
| 14 | Lomax, Trey | DB | 45 | Andrew Schuurs | WR | 6-5 | 200 | Fr. | HS | Mission Viejo, Calif. (Mission Viejo High) |
| 37 | Lucas, Patrick | DB | 46 | Dakota Gordon | FB | 5-10 | 235 | Jr. | TR | Clovis, Calif. (Clovis High/Fresno City College) |
| 74 | Maass, Austin | OL | 46 | Jay Henderson | LB | 6-2 | 205 | Fr. | LB | Phelan, Calif. (Serrano High) |
| 39 | Markham, Chase | DL | 47 | Cody Galea | LB | 6-3 | 255 | Sr. | 3L | Elk Grove, Calif. (Franklin High) |
| 32 | Mathis, Kendrick | DB | 48 | Josh Gavert | LB | 6-2 | 215 | Sr. | 3L | Lakewood, Calif. (Mayfair High) |
| 21 | McGee, Na'im | DB | 49 | Daryl Dunlap | LB | 6-2 | 220 | Fr. | HS | LaGrange, Ga. (Troup High) |
| 43 | • McGrory, John | K/P | 49 | Josh Hill | WR | 6-0 | 175 | Fr. | HS | Los Angeles, Calif. (Dorsey High) |
| 17 | McMorrow, Seamus | K/P | 50 | Derek Largent | LB | 6-4 | 240 | Sr. | 2L | Hermosa Beach, Calif. (Mira Costa High/El Camino College) |
| 45 | • Melifonwu, Fred | LB | 51 | Grant Huffman | LB | 6-1 | 195 | Fr. | HS | Escondido, Calif. (San Pasqual High) |
| 98 | Meredith, Sam | DL | 52 | Tyler Morris | LB | 6-3 | 215 | Fr. | RS | Henderson, Nev. (Foothill High) |
| 75 | Miller, Kwayde | OL | 53 | Ryan Dunn | LB/DE | 6-3 | 205 | Fr. | TR | Alamo, Calif. (San Ramon Valley High/Univ. of Arizona) |

Numerical

| No. | Name | Pos. | Ht. | Wt. | Yr. | Exp. | Hometown (High School/College) |
|-----|--------------------|------|------|-----|-----|------|---|
| 53 | Lenicio Noble | OL | 6-2 | 285 | Jr. | RS | Las Vegas, Nev. (Cheyenne High/Phoenix CC) |
| 54 | Calvin Munson | LB | 6-1 | 235 | So. | 1L | St. Charles, Mo. (Francis Howell High) |
| 55 | Micah Seau | LB | 6-3 | 260 | So. | 1L | Spring Valley, Calif. (Bishop's High) |
| 56 | Nico Siragusa | OL | 6-5 | 325 | So. | 1L | Chula Vista, Calif. (Mater Dei Catholic High) |
| 58 | Alex Barrett | DL | 6-3 | 260 | So. | 1L | Mesa, Ariz. (Desert Ridge High) |
| 59 | Zach Brown | LB | 6-3 | 250 | Fr. | HS | San Diego, Calif. (Patrick Henry High) |
| 59 | Donny Hageman | K/P | 6-1 | 170 | Jr. | TR | Covina, Calif. (Damien High/Mt. San Antonio College) |
| 60 | Jeff Overbaugh | LS | 6-2 | 235 | Jr. | 2L | Anchorage, Alaska (Service High) |
| 61 | Hunter Christensen | LS | 6-2 | 200 | So. | SQ | Carlsbad, Calif. (La Costa Canyon High) |
| 62 | Zach Galbreath | DL | | | Fr. | HS | |
| 63 | Alex Anderson | OL | 6-5 | 290 | Fr. | HS | Scottsdale, Ariz. (Saguaro High) |
| 64 | Zach Dilley | OL | 6-5 | 295 | Sr. | 2L | Sun City, Calif. (Paloma Valley High) |
| 65 | Sergio Phillips | DL | 6-2 | 285 | Fr. | HS | DeSoto, Texas (DeSoto High) |
| 66 | Antonio Rosales | OL | 6-4 | 295 | Fr. | RS | Tucson, Ariz. (Tucson Magnet High) |
| 67 | Garrett Corbett | OL | 6-5 | 315 | Sr. | 2L | Sparks, Nev. (Reed High) |
| 68 | Devin Tomlinson | OL | 6-4 | 295 | Fr. | RS | San Diego, Calif. (Madison High) |
| 69 | Paul Rodriguez | OL | 6-7 | 295 | Jr. | 1L | San Bernardino, Calif. (San Geronimo High) |
| 70 | Arthur Flores | OL | 6-5 | 305 | So. | SQ | Denver, Colo. (J.K. Mullen High) |
| 71 | Pearce Slater | OL | 6-7 | 335 | Jr. | TR | Los Angeles, Calif. (Taft High/El Camino College) |
| 72 | Darrell Greene | OL | 6-4 | 315 | Jr. | 2L | Oakley, Calif. (Freedom High) |
| 73 | Jordan Smith | OL | 6-5 | 285 | Jr. | 2L | Redlands, Calif. (Redlands High) |
| 74 | Austin Maass | OL | 6-4 | 285 | So. | SQ | Mission Viejo, Calif. (Mission Viejo High) |
| 75 | Kwayde Miller | OL | 6-7 | 310 | So. | SQ | Ramona, Calif. (Ramona High) |
| 77 | Joel Alesi | P | 6-0 | 235 | Sr. | 2L | El Cajon, Calif. (Christian High) |
| 78 | Joe Salcedo | OL | 6-7 | 280 | Fr. | HS | Santa Barbara, Calif. (Bishop Diego High) |
| 79 | Terry Poole | OL | 6-5 | 310 | Sr. | 1L | Seaside, Calif. (Seaside High/Monterey Peninsula College) |
| 80 | Larry Clark | WR | 6-4 | 210 | Jr. | 1L | Venice, Calif. (Venice High) |
| 81 | Eric Judge | WR | 6-1 | 190 | So. | 1L | San Diego, Calif. (San Diego High) |
| 82 | Lloyd Mills | WR | 5-10 | 165 | So. | SQ | Chandler, Ariz. (Chandler High) |
| 83 | Paul Pitts III | WR | 6-0 | 190 | Jr. | SQ | Rancho Cucamonga, Calif. (Las Osos High) |
| 84 | Darryl Richardson | TE | 6-5 | 240 | Fr. | RS | Seffner, Fla. (Armwood High) |
| 85 | Mikah Holder | WR | 6-0 | 175 | Fr. | HS | Oceanside, Calif. (Oceanside High) |
| 86 | Jemond Hazely | WR | 6-1 | 190 | Jr. | 1L | Corona, Calif. (Santiago High) |
| 87 | Aaron Boesch | TE | 6-5 | 250 | Jr. | SQ | Oak Harbor, Wash. (Oak Harbor High/Santa Monica College) |
| 88 | David Wells | TE | 6-5 | 250 | Fr. | RS | Clovis, Calif. (Clovis North High) |
| 89 | Daniel Brunskill | TE | 6-5 | 250 | So. | 1L | Valley Center, Calif. (Valley Center High) |
| 90 | Julian Rochelin | DL | 6-5 | 215 | Fr. | HS | Woodland Hills, Calif. (El Camino Real High) |
| 91 | Jordan Watson | DL | 6-5 | 285 | Fr. | RS | Chicago, Ill. (Hales Franciscan High) |
| 92 | Christian Heyward | DL | 6-3 | 300 | Jr. | TR | San Diego, Calif. (Point Loma High/USC) |
| 93 | Malcolm Jackson | DL | 6-3 | 275 | So. | SQ | Spring Valley, Calif. (Mount Miguel High) |
| 94 | Robert Craighead | TE | 6-3 | 265 | Jr. | 2L | Lakeside, Calif. (El Capitan High) |
| 95 | Noble Hall | DL | 6-3 | 230 | Fr. | HS | Las Vegas, Nev. (Valley High) |
| 96 | Kenny Galea'i | DL | 6-1 | 280 | Sr. | 1L | Oceanside, Calif. (Oceanside High) |
| 97 | Dontrell Onuoha | DL | 6-2 | 290 | Sr. | 3L | Indio, Calif. (La Quinta High) |
| 98 | Sam Meredith | DL | 6-4 | 290 | Sr. | 3L | La Mesa, Calif. (Helix High) |
| 99 | Jon Sanchez | DL | 6-2 | 260 | Jr. | 2L | Murrieta, Calif. (Vista Murrieta High) |

Alphabetical

| No. | Name | Pos. |
|-----|---------------------|------|
| 82 | Mills, Lloyd | WR |
| 22 | • Montgomery, Kalan | DB |
| 33 | Moore, Damon | DL |
| 52 | Morris, Tyler | LB |
| 54 | Munson, Calvin | LB |
| 53 | • Noble, Lenicio | OL |
| 97 | Onuoha, Dontrell | DL |
| 60 | Overbaugh, Jeff | LS |
| 20 | Penny, Rashaad | RB |
| 65 | Phillips, Sergio | OL |
| 83 | Pitts III, Paul | WR |
| 79 | Poole, Terry | OL |
| 18 | • Porter, Brandon | DB |
| 22 | • Price, Chase | RB |
| 19 | Pumphrey, Donnel | RB |
| 4 | Radley, Lucky | RB |
| 84 | Richardson, Darryl | TE |
| 44 | Roberts, Adam | FB |
| 90 | Rochelin, Julian | DL |
| 6 | Rodrigues, Jake | QB |
| 69 | Rodriguez, Paul | OL |
| 13 | Romain, Pierre | DB |
| 66 | Rosales, Antonio | OL |
| 3 | Ruffin, Ezell | WR |
| 78 | Salcedo, Joe | OL |
| 99 | Sanchez, Jon | DL |
| 45 | • Schuurrs, Andrew | WR |
| 55 | Seau, Micah | LB |
| 9 | Sedberry, Stan | DB |
| 56 | Siragusa, Nico | OL |
| 71 | Slater, Pearce | OL |
| 73 | Smith, Jordan | OL |
| 12 | Smith, Malik | DB |
| 26 | Stamps, Marcus | RB |
| 34 | • Stowell, Cory | DB |
| 68 | Tomlinson, Devin | OL |
| 15 | • Trevillion, Fred | DB |
| 41 | Turner, Dakota | DL |
| 24 | Vaughn, Jr., Billy | DB |
| 35 | • Walkott, Kevin | DB |
| 31 | Walker, William | RB |
| 91 | Watson, Jordan | DL |
| 88 | Wells, David | TE |
| 34 | • Wells, Parker | FB |
| 7 | Whittaker, J.J. | DB |
| 29 | • Young, Marcus | WR |

• - Duplicate Number

THE COACHING STAFF

Rocky Long (New Mexico '74) Head Coach/Defensive Coordinator, 4th season as head coach at SDSU/6th overall; **Jeff Horton** (Nevada '81) Assistant Head Coach/Running Backs, 4th season; **Bob Toledo** (San Francisco State '68) Offensive Coordinator, 2nd season; **Zach Arnett** (New Mexico '09) Linebackers, 1st season/4th overall; **Danny Gonzales** (New Mexico '98) Safeties, 4th season; **Osia Lewis** (Oregon State '86) Defensive Line, 4th season; **LeCharls McDaniel** (Cal Poly '81) Wide Receivers, 14th season; **Mike Schmidt** (San Diego State '09) Offensive Line, 3rd season; **Brian Sipe** (San Diego State) Quarterbacks, 6th season; **Tony White** (UCLA '02) Cornerbacks/Recruiting Coordinator, 6th season; **Kevin McGarry** (USD '79) Director of Player Personnel, 1st season/4th overall; **Adam Hall** (San Diego State '05) Strength & Conditioning, 3rd season; **Jashon Sykes** (Colorado '02) Director of Football Operations, 2nd season; **Doug Deakin** (San Diego State '10) Graduate Assistant, 3rd season; **Dorian Keller** (USD '08) Graduate Assistant, 3rd season; **Jake Laudenslayer** (Cal Lutheran '11) Graduate Assistant, 1st season; **Chris Jurek** (Cincinnati '09) Assistant Strength & Conditioning, 4th season

PRONUNCIATION GUIDE

| | | | | | |
|--------------------------------|--------------------|------------------------------|----------------------|-------------------------------|---------------|
| No. 3 Ezell Ruffin | ee-ZELL | No. 47 Cody Galea | GALLEY-ah | No. 96 Kenny Galea'i | Nah-lee-ah-ee |
| No. 11 Kene Anigbogu | KEY-nay annie-BOGO | No. 48 Josh Gavert | GAV-ert | No. 97 Dontrell Onuoha | ON-know-ah |
| No. 21 Na'im McGee | NYE-eem | No. 59 Donny Hageman | HAIG-men | | |
| No. 22 Kalan Montgomery | KAY-len | No. 72 Darrell Greene | duh-RELL | | |
| No. 38 Chris Hokokian | ho-KO-key-an | No. 75 Kwayde Miller | KWAYD | | |
| No. 42 Jake Fely | FEE-lee | No. 77 Joel Alesi | uh-LEE-see | Osia Lewis | OH-say |
| No. 43 Kevin Campano | cam-PONNO | No. 78 Joe Salcedo | sal-SAY-do | LeCharls McDaniel | luh-CHARLES |
| No. 45 Fred Melifonwu | mel-ah-FON-woo | No. 86 Jemond Hazely | juh-MOND haze-UH-lee | Jashon Sykes | JAY-shawn |

SDSU DEPTH CHART vs. HAWAII

Players in red are returning starters from the 2013 season. Underlined players are newcomers or freshmen who redshirted last year.

OFFENSE

| | | | |
|--|-----------|-----------|--|
| LEFT TACKLE (LT) | GP | GS | |
| 79 Terry Poole, 6-5, 310, Sr.* | 18 | 18 | |
| 75 Kwayde Miller, 6-7, 310, So.-SQ | 2 | 0 | |
| LEFT GUARD (LG) | | | |
| 56 Nico Siragusa, 6-5, 325, So.* | 19 | 7 | |
| 69 Paul Rodriguez, 6-7, 295, Jr.* | 10 | 0 | |
| CENTER (C) | | | |
| 53 <u>Lenicio Noble, 6-2, 285, Jr.-RS</u> | 4 | 4 | |
| 64 <u>Zach Dilley, 6-5, 295, Sr.**</u> | 26 | 20 | |
| RIGHT GUARD (RG) | | | |
| 72 Darrell Greene, 6-4, 315, Jr.** | 21 | 18 | |
| 73 Jordan Smith, 6-5, 285, Jr.** | 31 | 14 | |
| RIGHT TACKLE (RT) | | | |
| 71 <u>Pearce Slater, 6-7, 335, Jr.-TR</u> | 6 | 6 | |
| 67 Garrett Corbett, 6-5, 315, Sr.** | 17 | 0 | |
| WIDE RECEIVER (Z) | | | |
| 82 Lloyd Mills, 5-10, 165, So.-SQ | 7 | 1 | |
| 80 Larry Clark, 6-4, 210, Jr.* | 14 | 1 | |
| RUNNING BACK (TB) | | | |
| 19 Donnel Pumphrey, 5-9, 170, So.* | 19 | 7 | |
| 22 Chase Price, 5-8, 200, Jr.** | 29 | 0 | |
| 26 <u>Marcus Stamps, 6-1, 210, Fr.-RS</u> | 6 | 0 | |
| QUARTERBACK (QB) | | | |
| 18 Quinn Kaehler, 6-4, 215, Sr.-1L | 17 | 15 | |
| 15 <u>Nick Bawden, 6-3, 225, Fr.-HS</u> | 4 | 2 | |
| FULLBACK (FB) | | | |
| 44 Adam Roberts, 6-3, 235, Sr.** | 42 | 27 | |
| 46 <u>Dakota Gordon, 5-10, 235, Jr.-TR</u> | 6 | 4 | |
| TIGHT END (TE) | | | |
| 89 Daniel Brunskill, 6-5, 250, So.* | 19 | 2 | |
| 94 Robert Craighead, 6-3, 265, Jr.** | 27 | 3 | |
| WIDE RECEIVER (X) | | | |
| 81 Eric Judge, 6-1, 190, So.* | 18 | 3 | |
| 86 Jemond Hazely, 6-1, 190, Jr.* | 16 | 3 | |

SPECIAL TEAMS

| | | | |
|---|-----------|-----------|--|
| PUNTER (P) | GP | GS | |
| 77 Joel Alesi, 6-0, 235, Sr.** | 21 | 21 | |
| 17 Seamus McMorrow, 5-11, 195, Jr.** | 27 | 0 | |
| PLACEKICKER (PK) | | | |
| 59 Donny Hageman, 6-1, 170, Jr.-TR | 6 | 6 | |
| 17 Seamus McMorrow, 5-11, 195, Jr.** | 27 | 5 | |
| KICKOFFS (KO) | | | |
| 17 Seamus McMorrow, 5-11, 195, Jr.** | 27 | 27 | |
| 29 <u>John Baron II, 5-11, 175, Fr.-HS</u> | 0 | 0 | |
| HOLDER (H) | | | |
| 61 Hunter Christensen, 6-2, 200, So.-SQ | 7 | 6 | |
| 77 Joel Alesi, 6-0, 235, Sr.** | 21 | 0 | |

DEFENSE

| | | | |
|---|-----------|-----------|--|
| DEFENSIVE END (DE) | GP | GS | |
| 99 Jon Sanchez, 6-2, 260, Jr.** | 32 | 6 | |
| 92 Christian Heyward, 6-3, 300, Jr.-TR | 9 | 0 | |
| DEFENSIVE TACKLE (DT) | | | |
| 58 Alex Barrett, 6-3, 260, So.* | 18 | 6 | |
| 97 Dontrell Onuoha, 6-2, 290, Sr.** | 30 | 15 | |
| DEFENSIVE END (DE) | | | |
| 98 Sam Meredith, 6-4, 290, Sr.** | 39 | 22 | |
| 41 <u>Dakota Turner, 6-3, 235, Fr.-RS</u> | 5 | 0 | |
| LINEBACKER (LB) | | | |
| 48 Josh Gavert, 6-2, 215, Sr.** | 45 | 13 | |
| 36 <u>Devante Davis, 6-2, 210, Jr.-TR</u> | 6 | 0 | |
| MIDDLE LINEBACKER (MLB) | | | |
| 47 Cody Galea, 6-3, 255, Sr.** | 41 | 28 | |
| 45 <u>Fred Melifonwu, 6-5, 235, Fr.-RS</u> | 6 | 0 | |
| LINEBACKER (LB) | | | |
| 54 Calvin Munson, 6-1, 235, So.* | 17 | 6 | |
| 55 Micah Seau, 6-3, 260, So.* | 14 | 1 | |
| CORNERBACK (CB) | | | |
| 7 J.J. Whittaker, 5-10, 180, Sr.* | 19 | 19 | |
| 16 David Lamar, 6-2, 185, Sr.** | 31 | 0 | |
| WARRIOR (WAR) | | | |
| 12 Malik Smith, 6-0, 185, So.* | 18 | 6 | |
| 13 Pierre Romain, 5-8, 165, Jr.** | 32 | 0 | |
| AZTEC (AZ) | | | |
| 21 <u>Na'im McGee, 6-0, 200, So.-TR</u> | 6 | 6 | |
| 18 Brandon Porter, 5-11, 195, So.* | 16 | 0 | |
| WARRIOR (WAR) | | | |
| 14 <u>Trey Lomax, 5-11, 185, Fr.-RS</u> | 6 | 6 | |
| 27 <u>Kameron Kelly, 6-2, 190, Fr.-HS</u> | 5 | 0 | |
| CORNERBACK (CB) | | | |
| 23 Damontae Kazee, 5-11, 180, So.* | 18 | 6 | |
| 24 <u>Billy Vaughn, Jr., 6-1, 180, Fr.-RS</u> | 7 | 0 | |

| | | | |
|---|-----------|-----------|--|
| LONG SNAPPER (LS) | GP | GS | |
| 60 Jeff Overbaugh, 6-2, 235, Jr.** | 32 | 32 | |
| 61 Hunter Christensen, 6-2, 200, So.-SQ | 7 | 0 | |
| KICKOFF RETURNS (KOR) | | | |
| 20 Rashaad Penny, 5-11, 200, Fr.-HS | 6 | 6 | |
| 29 <u>Lucky Radley, 5-9, 185, Sr.-TR</u> | 30 | 6 | |
| 81 Eric Judge, 6-1, 190, So.* | 18 | 1 | |
| 86 Jemond Hazely, 6-1, 190, Jr.* | 16 | 0 | |
| PUNT RETURNS (PR) | | | |
| 82 Lloyd Mills, 5-10, 165, So.-SQ | 7 | 6 | |
| 23 Damontae Kazee, 5-11, 180, So.* | 18 | 0 | |

START CHART

| Offense | 2014 | Streak | Career |
|----------------------|------|--------|--------|
| Adam Roberts, FB | 6 | 19 | 27 |
| Zach Dilley, OL | 2 | 0 | 20 |
| Darrell Greene, OL | 6 | 18 | 18 |
| Terry Poole, OL | 6 | 17 | 18 |
| Ezell Ruffin, WR | 2 | 0 | 18 |
| Quinn Kaehler, QB | 4 | 0 | 15 |
| Jordan Smith, OL | 0 | 0 | 14 |
| Donnel Pumphrey, RB | 6 | 6 | 7 |
| Nico Siragusa, OL | 6 | 6 | 7 |
| Pearce Slater, OL | 6 | 6 | 6 |
| Lenicio Noble, OL | 4 | 4 | 4 |
| Dakota Gordon, FB | 4 | 3 | 4 |
| Jemond Hazely, WR | 3 | 3 | 3 |
| Robert Craighead, TE | 3 | 0 | 3 |
| Eric Judge, WR | 2 | 0 | 3 |
| Nick Bawden, QB | 2 | 2 | 2 |
| Daniel Brunskill, TE | 2 | 2 | 2 |
| Larry Clark, WR | 1 | 0 | 1 |
| Lloyd Mills, WR | 1 | 0 | 1 |

| Defense | 2014 | Streak | Career |
|---------------------|------|--------|--------|
| Jake Fely, LB | 0 | 0 | 30 |
| Cody Galea, LB | 6 | 28 | 28 |
| Sam Meredith, DL | 3 | 0 | 22 |
| J.J. Whittaker, CB | 6 | 19 | 19 |
| Dontrell Onuoha, DL | 3 | 1 | 15 |
| Josh Gavert, LB | 3 | 3 | 12 |
| Derek Largent, LB | 2 | 0 | 9 |
| Alex Barrett, DL | 6 | 6 | 6 |
| Domontae Kazee, CB | 6 | 6 | 6 |
| Trey Lomax, WAR | 6 | 6 | 6 |
| Na'im McGree, AZ | 6 | 6 | 6 |
| Calvin Munson, LB | 6 | 6 | 6 |
| Jon Sanchez, DL | 6 | 6 | 6 |
| Malik Smith, WAR | 6 | 6 | 6 |
| Micah Seau, LB | 1 | 0 | 1 |

| Specialists | 2014 | Streak | Career |
|-----------------------|------|--------|--------|
| Jeff Overbaugh, LS | 6 | 32 | 32 |
| Seamus McMorrow, KO | 6 | 6 | 27 |
| Joel Alesi, P | 6 | 19 | 21 |
| Hunter Christensen, H | 6 | 6 | 6 |
| Donny Hageman, PK | 6 | 6 | 6 |
| Lloyd Mills, PR | 6 | 6 | 6 |
| Rashaad Penny, KOR | 6 | 6 | 6 |
| Lucky Radley, KOR | 6 | 6 | 6 |
| Seamus McMorrow, PK | 0 | 0 | 5 |
| Eric Judge, KOR | 0 | 0 | 1 |

| Most Career Starts (Off/Def) | '10 | '11 | '12 | '13 | '14 | Total |
|------------------------------|-----|-----|-----|-----|-----|-------|
| Jake Fely, LB | RS | 13 | 13 | 4 | 0 | 30 |
| Cody Galea, DL | RS | 0 | 9 | 13 | 6 | 28 |
| Adam Roberts, FB | - | 0 | 8 | 13 | 6 | 27 |
| Sam Meredith, DL | - | 0 | 13 | 6 | 3 | 22 |
| Zach Dilley, OL | RS | 0 | 13 | 5 | 2 | 20 |
| J.J. Whittaker, CB | RS | - | - | 13 | 6 | 19 |
| Darrell Greene, OL | - | RS | 0 | 12 | 6 | 18 |
| Terry Poole, OL | - | - | RS | 12 | 6 | 18 |
| Ezell Ruffin, WR | RS | 0 | 4 | 12 | 2 | 18 |
| Quinn Kaehler, QB | - | - | - | 11 | 4 | 15 |
| Dontrell Onuoha, DL | RS | 1 | 4 | 7 | 3 | 15 |
| Jordan Smith, OL | - | RS | 1 | 13 | 0 | 14 |
| Josh Gavert, LB | RS | 0 | 1 | 9 | 3 | 13 |
| Derek Largent, LB | - | - | 6 | 1 | 2 | 9 |
| Nico Siragusa, OL | - | - | RS | 1 | 6 | 7 |
| Donnel Pumphrey, RB | - | - | - | 1 | 6 | 7 |
| Alex Barrett, DL | - | - | RS | 0 | 6 | 6 |
| Damontae Kazee, CB | - | - | RS | 0 | 6 | 6 |
| Jon Sanchez, DL | - | - | RS | 0 | 6 | 6 |
| Calvin Munson, LB | - | - | - | 0 | 6 | 6 |
| Malik Smith, WAR | - | - | - | 0 | 6 | 6 |
| Trey Lomax, WAR | - | - | - | RS | 6 | 6 |
| Na'im McGee, AZ | - | - | - | - | 6 | 6 |
| Pearce Slater, OL | - | - | - | - | 6 | 6 |
| Lenicio Noble, OL | - | - | - | RS | 4 | 4 |
| Dakota Gordon, FB | - | - | - | - | 4 | 4 |
| Robert Craighead, TE | - | RS | 0 | 0 | 3 | 3 |
| Jemond Hazely, WR | - | RS | 0 | 0 | 3 | 3 |
| Eric Judge, WR | - | - | RS | 1 | 2 | 3 |
| Daniel Brunskill, TE | - | - | RS | 0 | 2 | 2 |
| Nick Bawden, QB | - | - | - | - | 2 | 2 |
| Larry Clark, WR | - | RS | 0 | 0 | 1 | 1 |
| Lloyd Mills, WR | - | - | RS | 0 | 1 | 1 |
| Micah Seau, LB | - | - | RS | 0 | 1 | 1 |

GAME 1 *Aug. 30 • Qualcomm Stadium (30,761)*
vs. Northern Arizona

SAN DIEGO - Donnel Pumphrey ran for 111 yards and two touchdowns in San Diego State's 38-7 victory over Northern Arizona in its 2014 opener on Aug. 30 at Qualcomm Stadium.

Quinn Kaehler passed for 205 yards and a touchdown, completing 18 of 29 attempts, for the Aztecs, who scored the first 24 points of the game.

After punting on its opening drive, SDSU forced the Lumberjacks into a 3-and-out and got the ball back with 11:58 left in the first. Pumphrey completed San Diego State's 9-play, 63-yard drive with a 1-yard touchdown run to but the home team on the board.

After NAU punted again on its next possession, the Aztecs mounted a 7-play, 88-yard drive to go up, 14-0. The drive was highlighted by four straight first down plays - a 14-yard pass from Kaehler to Eric Judge, a 15-yard strike from Kaehler to Ezell Ruffin, a 33-yard reverse handoff to Lloyd Mills and a 21-yard scamper by Chase Price. Price finished off the drive with a 1-yard touchdown run on 3rd and goal.

Northern Arizona tried to answer after getting all the way to the SDSU 30, thanks to a 50-yard catch and run by Alex Holmes from Kyren Poe on a 2nd and 15. San Diego State stood tall, however, and forced the Lumberjacks into a 45-yard field goal attempt. On the try, Alex Barrett reached up and swatted the kick down to keep NAU off the scoreboard.

On the ensuing possession, the Aztecs got into field goal range of their own, thanks in part to a Northern Arizona pass interference call and a 33-yard run by Pumphrey. Donny Hageman then split the upright from 48 yards to put SDSU up, 17-0. It was the first field goal make by San Diego State since Sept. 28, 2013 vs. New Mexico State.

Hageman later looked to make it four straight scores for the Aztecs, but his 46-yard attempt went wide left, giving the ball back to the Lumberjacks.

After being forced to punt once again, NAU's fourth out of its five possessions (the other was the blocked field goal), SDSU got the ball back with 1:42 left in the second quarter. Kaehler was perfect on the ensuing drive, completing all five of his passes for 75 yards, ending with a 2-yard toss to a wide open Robert Craighead and giving San Diego State a 24-0 advantage at the half.

Northern Arizona finally got on the scoreboard with 6:36 left in the third quarter as Jahn rumbled in from 1-yard out, capping a 9-play, 74-yard drive.

The Lumberjacks appeared to gain the momentum after the touchdown after they forced the Aztecs into a 3-and-out, and getting all the way to the SDSU 38. Kyren Poe's pass on a 3rd and 5, however, was picked off by Calvin Munson and returned 64 yards to the NAU 1.

Pumphrey didn't waste any time as he scored on the very first play, putting San Diego State back up by 24 at 31-7.

Northern Arizona got the ball back, but was forced into its third 3-and-out of the game. The Aztecs' Lloyd Mills then took the punt 67 yards to seal the win for the home team. It was SDSU's third punt return for a touchdown in four games.

San Diego State improved to 47-40-5 all-time in season-opening games, including a 19-6-1 mark in its Division I era (since 1969) when the opener is at home.

The 31-point margin of victory was the Aztecs' largest since beating Hawaii by 38 (52-14) on Oct. 6, 2012.

Kaehler extended his streak of 200-yard passing games to 13, the longest streak by a SDSU quarterback since at least 1996.

Price added 45 yards on the ground and also caught two balls for 22 yards, while Judge (5 receptions, 51 yards) and Ruffin (4 receptions, 53 yards) combined for nine catches and 104 yards.

Malik Smith led the San Diego State defense with seven tackles and three pass breakups in his first career start, while Trey Lomax and J.J. Whittaker contributed six stops apiece.

The seven points allowed were the fewest against the Aztecs since a 42-7 win over Army on Sept. 8, 2012.

| | 1 | 2 | 3 | 4 | - | Total |
|------------------|----|----|---|---|---|-------|
| Northern Arizona | 0 | 0 | 7 | 0 | - | 7 |
| San Diego State | 14 | 10 | 7 | 7 | - | 38 |

SCORING SUMMARY

| | |
|--|---------------------------------------|
| SDSU - Pumphrey 1-yard run (Hageman kick) | 9 plays, 63 yards, 3:55 (8:03 - 1st) |
| SDSU - Price 1-yard run (Hageman kick) | 7 plays, 88 yards, 3:19 (1:29 - 1st) |
| SDSU - Hageman 48-yard field goal | 5 plays, 38 yards, 1:28 (13:19 - 2nd) |
| SDSU - Craighead 2-yard pass from Kaehler (Hageman kick) | 5 plays, 75 yards, 1:13 (0:29 - 2nd) |
| NAU - Jahn 1-yard run (Hawkins kick) | 9 plays, 74 yards, 3:36 (6:36 - 3rd) |
| SDSU - Pumphrey 1-yard run (Hageman kick) | 1 play, 1 yard, 0:05 (0:45 - 3rd) |
| SDSU - Mills 67-yard punt return (Hageman kick) | (13:41 - 4th) |

INDIVIDUAL STATS

Rushing (Atts.-Yards-TDs): NAU: Jahn 18-62-1; Jountii 7-50-0; Elijah Marks 1-10-0; Kyren Poe 6-3-0; Nick Butler 1-0-0; Paige 3-(-1)-0. SDSU: Pumphrey 19-11-2; Price 11-45-1; Mills 1-33-0; Stamps 2-14-0; Radley 2-1-0; Hokokian 1-1-0; Kaehler 1-(-11)-0.

Passing (Att.-Comp.-Int., Yards, TDs): NAU: Poe 28-15-1, 188, 0. SDSU: Kaehler 29-18-1, 205, 1.

Receiving (No.-Yards-TDs): NAU: Holmes 5-106-0; Jahn 5-33-0; Umodu 2-25-0; Butler 1-13-0; Gardner 1-6-0; Butler 1-5-0. SDSU: Judge 5-51-0; Ruffin 4-53-0; Price 2-22-0; Pumphrey 1-31-0; Pitts 1-18-0; Gordon 1-9-0; Hazely 1-7-0; Roberts 1-7-0; Radley 1-5-0; Craighead 1-2-1.

| TEAM STATS | NAU | SDSU |
|--------------------|---------|---------|
| First Downs | 14 | 25 |
| Rushes-Yards | 36-124 | 37-194 |
| Passing Yards | 188 | 205 |
| C-A-I | 15-28-1 | 18-29-1 |
| Total Offense | 64-312 | 66-399 |
| Fumbles-Lost | 0-0 | 1-0 |
| Penalties-Yards | 4-50 | 5-29 |
| Possession Time | 30:05 | 29:55 |
| Turnovers | 1 | 1 |
| Average Field Pos. | NAU 28 | SDSU 31 |

GAME 2 *Sept. 6 • Kenan Stadium (58,000)*
at No. 21/23 North Carolina

CHAPEL HILL, N.C. - San Diego State held a pair of double-digit second-half leads at No. 21/23 North Carolina, but couldn't hold on in a 31-27 loss on Sept. 6.

Quinn Kaehler threw for a career-high 341 yards and a touchdown, and Donnel Pumphrey recorded his second straight 100-yard rushing game with 100 yards and two touchdowns on 17 attempts, but the Tar Heels scored on four straight possessions over the final two quarters and stopped the Aztecs' last drive.

Down, 31-27, with four minutes left, Kaehler used a 12-play, 72-yard drive to get SDSU all the way down to the UNC 3-yard line. His 1st and goal attempt from the 3, however, was intercepted by a diving Tim Scott in the corner of the end zone to end the game in favor of North Carolina.

After the Tar Heels took Kaehler's first interception back 100 yards for a score early in the second quarter, San Diego State bounced back with a quick three-play 75-yard drive, highlighted by a 19-yard gain by Pumphrey and a 56-yard touchdown strike from Kaehler to Eric Judge.

The Aztecs got the ball back on the Tar Heels' next drive as Alex Barrett deflected Mitch Trubisky's pass attempt on the third play of the drive into the hands of Jon Sanchez, who returned it six yards to the UNC 41. Five players later, Pumphrey punched it in from 12 yards to put SDSU up, 14-7, at halftime.

At the half, San Diego State had piled up 244 yards to North Carolina's 108, while dominating the time of possession by almost nine minutes (19:16 to 10:44).

After Thomas Moore missed a field goal, the Aztecs stretched their lead to 14 at 21-7 when Pumphrey's 3-yard TD run completed a 7-play, 76-yard drive.

The Tar Heels responded with a long 14-play, 65-yard drive over 4:26 with a 11-yard touchdown pass from Marquise Williams to Quinshad David to get within seven points at 21-14 with 4:40 remaining in the third quarter.

Donny Hageman made it 24-14 with a 49-yard field goal early in the fourth quarter in a drive that ate up 5:44 of clock time.

UNC, however, took hardly any time at all to answer as Williams connected on a 91-yard pass to Mack Hollins and make it a one-possession game once again at 24-21.

Kaehler got SDSU into scoring position on the team's ensuing drive, thanks to a 27-yard pass to Robert Craighead and a 24-yard strike to Dakota Gordon, but had to settle for a 40-yard field goal by Hageman.

North Carolina used a 8-play, 80-yard drive, culminating in a 2-yard rushing TD by Elijah Hood, to take just its second lead of the game with 8:01 left in the fourth quarter.

It appeared the Tar Heels were going to put the game out of reach as Brian Walker intercepted Kaehler on the SDSU 40 and returned it 26 yards to the 14-yard line. The San Diego State defense, however, stood tall and kept UNC to a 23-yard field goal and slim 4-point lead (31-27).

The Aztecs got all the way to the 3-yard line where Scott made the diving interception and sealed the win for North Carolina.

SDSU outgained the Tar Heels, 509-394 for the game, including a 341-263 advantage in the air. San Diego State also held an edge in rushing yards (168-131), time of possession (37:26-22:34) and first downs (23-20), but its three interceptions led to a touchdown, field goal and kneel down.

Chase Price complimented Pumphrey's 100 yards with 71 on 16 carries.

Judge had three catches for a career-high 94 yards and a touchdown, while Larry Clark and Gordon each had three receptions for 42 yards.

Trey Lomax had a career- and game-high 10 tackles to pace the Aztec defense, while J.J. Whittaker and Na'im McGee added career-high marks of seven tackles apiece.

Despite the loss, SDSU had a second half lead vs. a top-25 non-conference opponent on the road for the first time since Sept. 18, 2004 at No. 17/17 Michigan.

| | 1 | 2 | 3 | 4 | - | Total |
|--------------------------|---|----|---|----|---|-------|
| San Diego State | 0 | 14 | 7 | 6 | - | 27 |
| No. 21/23 North Carolina | 0 | 7 | 7 | 17 | - | 31 |

SCORING SUMMARY

| | |
|--|--|
| UNC - Walker 100-yard interception return (Moore kick) | (10:52 - 2nd) |
| SDSU - Judge 56-yard pass from Kaehler (Hageman kick) | 3 plays, 75 yards, 1:14 (9:38 - 2nd) |
| SDSU - Pumphrey 12-yard run (Hageman kick) | 5 plays, 29 yards, 1:36 (7:08 - 2nd) |
| SDSU - Pumphrey 3-yard run (Hageman kick) | 7 plays, 76 yards, 3:15 (9:13 - 3rd) |
| UNC - Davis 11-yard pass from Williams (Weiler kick) | 14 plays, 65 yards, 4:26 (4:40 - 3rd) |
| SDSU - Hageman 49-yard field goal | 10 plays, 43 yards, 5:37 (14:03 - 4th) |
| UNC - Hollins 91-yard pass from Williams (Weiler kick) | 1 play, 91 yards, 0:11 (13:45 - 4th) |
| SDSU - Hageman 40-yard field goal | 7 plays, 52 yards, 3:15 (10:30 - 4th) |
| UNC - Hood 2-yard run (Weiler kick) | 8 plays, 80 yards, 2:24 (8:01 - 4th) |
| UNC - Weiler 23-yard field goal | 4 plays, 8 yards, 1:44 (4:00 - 4th) |

INDIVIDUAL STATS

Rushing (Atts.-Yards-TDs): SDSU: Pumphrey 17-100-2; Price 16-71-0; Team 1-(-1)-0; Kaehler 1-(-2)-0. UNC: Williams 12-63-0; Logan 8-33-0; Hood 6-26-1; Morris 5-9-0; Switzer 1-1-0; Team 1-(-1)-0. **Passing (Att.-Comp.-Int., Yards, TDs):** SDSU: Kaehler 29-23-3, 341, 1. UNC: Williams 29-20-0, 255, 2; Trubisky 2-1-1, 8, 0.

Receiving (No.-Yards-TDs): SDSU: Pumphrey 5-18-0; Judge 3-94-1; Clark 3-42-0; Gordon 3-42-0; Ruffin 2-64-0; Craighead 2-33-0; Mills 2-22-0; Roberts 2-21-0; Pitts 1-5-0. UNC: Switzer 6-62-0; Davis 5-48-1; Singleton 3-29-0; Hollins 2-110-1; Logan 2-9-0; Tabb 1-5-0; Hood 1-1-0; Howard 1-(-1)-0.

| TEAM STATS | SDSU | UNC |
|--------------------|---------|---------|
| First Downs | 23 | 20 |
| Rushes-Yards | 35-168 | 33-131 |
| Passing Yards | 341 | 263 |
| C-A-I | 23-39-3 | 21-31-1 |
| Total Offense | 74-509 | 64-394 |
| Fumbles-Lost | 0-0 | 1-0 |
| Penalties-Yards | 9-65 | 5-37 |
| Possession Time | 37:26 | 22:34 |
| Turnovers | 3 | 1 |
| Average Field Pos. | SDSU 25 | UNC 28 |

GAME 3

Sept. 20 • Reser Stadium (41,399)

at Oregon State

CORVALLIS, Ore. - Sean Mannion threw for 275 yards as Oregon State scored the final 28 points of the game in a 28-7 win over San Diego State on Sept. 20.

The Aztecs were outgained, 372-215, over the game and were behind on time of possession by almost 11 minutes (35:27-24:33). Additionally, the Beavers held a 25-11 advantage in first downs and ran 18 more plays (67-49).

Donnel Pumphrey led SDSU once again with 89 rushing yards on 17 carries (5.2 avg.) and the team's lone touchdown.

San Diego State jumped out to a 7-0 lead on its opening 8-play, 75-yard drive. The Aztecs began the game with a 36-yard rush by Lloyd Mills to get all the way to the OSU 34-yard line. After an incomplete pass on a flea flicker, Pumphrey went to work with four straight carries for 27 yards. Quarterback Quinn Kaehler found Mills on a 5-yard completion to set up a 1st and goal on the 2, before Pumphrey finished the drive and gave SDSU its lone lead of the game.

After forcing Oregon State to punt, San Diego State got the ball back but had to punt after going 3 and out. On Joel Alesi's punt, however, the Beavers' Victor Bolden fumbled the return and Pierre Romain pounced on it to give the Aztecs the ball back on OSU's 38.

SDSU, however, would give it right back after Kaehler took a sack and, after a timeout, was picked off by Steven Nelson.

Oregon State then put together a 12-play, 70-yard drive, ending with a 12-yard TD run by Terron Ward, to tie it up at 7-7.

Each team exchanged punts until San Diego State used a 19-yard pass from Kaehler to Mills and a 15-yard run by Pumphrey to get to the Beaver 33-yard line. The Aztecs, however, drew two delay of game penalties and Kaehler was sacked for a loss of nine yards to get out of field goal range.

OSU responded with a 8-play, 88-yard drive to close the half with another Ward touchdown, this time from two yards out, to take a 14-7 lead.

Oregon State scored on each of its first two possessions in the second half (making it three straight overall), first a 5-yard TD run by Storm Woods and then a 2-yard scamper by Woods, to put the game out of reach.

SDSU, which allowed multiple rushing touchdowns for the first time in eight contests, had gone 14 straight games without suffering consecutive defeats before Sept. 20.

Kaehler was 14-for-26 for 106 yards and two interceptions in the loss for San Diego State. Kaehler, who dropped to 9-5 all-time as the team's starting quarterback, had his streak of 14 consecutive games with 200 yards passing snapped. The streak was the longest by an Aztec since at least 1996 and the third-longest active streak in the nation.

Making his first career start in place of injured Biletnikoff Award candidate Ezell Ruffin, Mills had career highs of three receptions, 35 receiving yards and 36 rushing yards, while adding two punt returns for 22 yards.

Trey Lomax, who came into the weekend ranked in a tie for fourth nationally among freshmen with 8.0 tackles per game, had a career-high 11 stops for SDSU, while J.J. Whittaker also set a career high with 11 tackles (eight solo).

The San Diego State defense forced two fumbles (Cody Galea and Sam Meredith) and recovered their first (Pierre Romain) of the season. Malik Smith also added his first career interception.

Mannion's 275 passing yards gave him 11,339 for his career, pulling him in front of Derek Anderson atop the Oregon State career list. He was 24-for-31 for the 275 yards and no touchdowns with one interception.

Woods rushed for 52 yards on 11 carries (4.7 avg.) for the Beavers and Ward had 50 yards on 15 attempts (3.3 avg.), and each running back scored two touchdowns apiece.

Hunter Jarmon had five receptions for 76 yards, while Ward added five catches for 35 yards. OSU improved to 3-0 for the fifth time since 1999.

| | 1 | 2 | 3 | 4 | - | Total |
|-----------------|---|---|----|---|---|-------|
| San Diego State | 7 | 0 | 0 | 0 | - | 7 |
| Oregon State | 7 | 7 | 14 | 0 | - | 28 |

SCORING SUMMARY

| | |
|---|--------------------------------------|
| SDSU - Pumphrey 2-yard run (Hageman kick) | 8 plays, 75 yards, 3:33 (11:27, 1st) |
| OSU - Ward 12-yard run (Romaine kick) | 12 plays, 70 yards, 6:27 (0:05, 1st) |
| OSU - Ward 2-yard run (Romaine kick) | 8 plays, 88 yards, 4:09 (0:27, 2nd) |
| OSU - Woods 5-yard run (Romaine kick) | 11 plays, 75 yards, 5:02 (9:58, 3rd) |
| OSU - Woods 2-yard run (Romaine kick) | 11 plays, 75 yards, 5:44 (1:16, 3rd) |

INDIVIDUAL STATS

Rushing (Atts.-Yards-TDs): SDSU: Pumphrey 17-89-1; Mills 1-36-0; Gordon 1-4-0; Price 1-0-0; Kaehler 3-(-20)-0. OSU: Woods 11-52-2; Ward 11-50-2; Brown 5-7-0; Bolden 1-5-0; Mannion 4-(-17)-0.

Passing (Att.-Comp.-Int., Yards, TDs): SDSU: Kaehler 26-14-2, 106, 0. OSU: Mannion 31-24-1, 275, 0.

Receiving (No.-Yards-TDs): SDSU: Mills 3-35-0; Judge 2-15-0; Pumphrey 2-14-0; Price 2-5-0; Gordon 2-(-1)-0; Hazely 1-28-0; Roberts 1-6-0; Clark 1-4-0. OSU: Jarmon 5-76-0; Ward 5-35-0; Mullaney 3-46-0; Bolden 2-21-0; Hamlett 2-20-0; Ortiz 2-14-0; Woods 2-8-0; Dockery 1-49-0; Anderson 1-4-0; Smith 1-2-0.

TEAM STATS

| | SDSU | OSU |
|--------------------|---------|---------|
| First Downs | 11 | 25 |
| Rushes-Yards | 23-109 | 36-97 |
| Passing Yards | 106 | 275 |
| C-A-I | 14-26-2 | 24-31-1 |
| Total Offense | 49-215 | 67-372 |
| Fumbles-Lost | 0-0 | 3-1 |
| Penalties-Yards | 9-65 | 7-52 |
| Possession Time | 24:33 | 35:27 |
| Turnovers | 2 | 2 |
| Average Field Pos. | SDSU 28 | OSU 30 |

GAME 4

Sept. 27 • Qualcomm Stadium (28,005)

vs. UNLV

SAN DIEGO - San Diego State began its quest for a 20th conference title with a 34-17 victory over UNLV Saturday night at Qualcomm Stadium.

Donnel Pumphrey rushed for a career-high tying 167 yards, including 107 yards in the first half, and a career-best four rushing touchdowns as the Aztecs won their 14th game in their last 16 league outings.

Pumphrey, who also set a career high with 22 attempts, averaging 7.6 yards per carry, posted his third 100-yard rushing game in four contests on the year as SDSU posted its largest margin of victory (17 points) in a MW game since a 19-point win over Air Force on Nov. 10, 2012.

It was the Rebels who got on the scoreboard first as they got into good field position after forcing San Diego State to a 3-and-out on its opening possession. Aztecs' Joel Alesi punted it 44 yards to Jay Mitchell at the UNLV 39, who returned it 48 yards to set up 1st and 10 on the 13. The SDSU defense, however, stood tall and held the Rebels to a 22-yard field goal by Jonathan Leiva.

San Diego State wasted no time answering as Pumphrey took the first play of the team's second drive 71 yards to the end zone to put the Aztecs on top, 7-3.

After the two teams exchanged punts, UNLV drove 88 yards on seven plays, ending with a 44-yard touchdown pass from Blake Decker to Devonte Boyd. It would be the Rebels' final lead of the game (10-7), however, as SDSU scored 24 unanswered points to break open a close contest, including three straight touchdowns by Pumphrey.

Pumphrey, a Las Vegas, Nev., native, scored on runs from one yard, three yards and one yard, the latter coming with 11 seconds left in the half. San Diego State had started with the ball with just 0:43 left on its own 15. Quarterback Quinn Kaehler got the Aztecs down the field in a hurry, though, with a 24-yard completion to Larry Clark, a 15-yard pass to Mikah Holder two plays later and a 45-yard strike to Lloyd Mills two plays after that down to the 1-yard line. After calling a timeout, Pumphrey attempted to throw his first touchdown pass, but his attempt to Daniel Brunskill fell to the turf. On the very next play, Pumphrey pounded it across the end zone to put SDSU up, 28-10, at intermission.

Neither team scored in the third quarter, but UNLV did threaten on its opening possession. The Rebels got to its own 47 after a 15-yard pass from Decker to Anthony Williams. After a 3-yard sack by Alex Barrett that pushed UNLV back to the 44, Decker was picked off by Calvin Munson at the San Diego State 22.

The Rebels got the ball back later in the quarter, but Leiva's 43-yard field goal attempted hit the right goal post, keeping the score at 28-10 after three quarters.

The Aztecs put together a long 13-play, 67-yard drive to get to the UNLV 7-yard line. Donny Hageman then nailed a 24-yard field goal to put SDSU up by 21 at 31-10, its largest lead of the game.

The Rebels answered with a 7-play, 80-yard march, ending with a Decker 2-yard plunge.

San Diego State, however, once again grounded up clock time, using 5:29 on 66 yards over 11 plays before Hageman made a 31-yard field goal for the final points of the game.

Kaehler completed 16 of 27 passing attempts for 209 yards, his 15th 200-yard game over the past 16 contests, while Clark set career highs of four receptions and 71 yards.

Barrett had two of the Aztecs' six sacks on the night, the program's most since recording six at Wyoming on Nov. 24, 2012, while Josh Gavert tied his career high with 11 tackles in his first start of the year.

SDSU went without a turnover for the first time since Nov. 2, 2013 vs. New Mexico and picked off two passes for the first time since Nov. 23, 2013 at Boise State.

San Diego State finished with a .500 or better September (2-2) for the first time since 2011.

| | 1 | 2 | 3 | 4 | - | Total |
|-----------------|----|----|---|---|---|-------|
| UNLV | 10 | 0 | 0 | 7 | - | 17 |
| San Diego State | 7 | 21 | 0 | 6 | - | 34 |

SCORING SUMMARY

| | |
|---|---------------------------------------|
| UNLV - Leiva 22-yard field goal | 4 plays, 8 yards, 1:15 (12:10, 1st) |
| SDSU - Pumphrey 71-yard run (Hageman kick) | 1 play, 71 yards, 0:15 (11:55, 1st) |
| UNLV - Boyd 44-yard pass from Decker (Leiva kick) | 7 plays, 88 yards, 2:32 (4:17, 1st) |
| SDSU - Pumphrey 1-yard run (Hageman kick) | 9 plays, 71 yards, 4:56 (14:21, 2nd) |
| SDSU - Pumphrey 3-yard run (Hageman kick) | 4 plays, 57 yards, 2:39 (3:04, 2nd) |
| SDSU - Pumphrey 1-yard run (Hageman kick) | 7 plays, 85 yards, 0:32 (0:11, 2nd) |
| SDSU - Hageman 24-yard field goal | 13 plays, 67 yards, 7:01 (13:37, 4th) |
| UNLV - Decker 2-yard run (Leiva kick) | 7 plays, 80 yards, 2:50 (10:47, 4th) |
| SDSU - Hageman 31-yard field goal | 11 plays, 66 yards, 5:29 (5:18, 4th) |

INDIVIDUAL STATS

Rushing (Atts.-Yards-TDs): UNLV: Whitely 13-40-0; Decker 19-38-1; Nauhau 6-31-0. SDSU: Pumphrey 22-167-4; Mills 1-36-0; Price 13-35-0; Gordon 4-19-0; Hazely 1-5-0; Roberts 1-2-0; Kaehler 1-(-7)-0.

Passing (Att.-Comp.-Int., Yards, TDs): UNLV: Decker 31-18-2, 346, 1; Team 2-0-0, 0, 0. SDSU: Kaehler 27-16-0, 209, 0; Pumphrey 1-0-0, 0, 0.

Receiving (No.-Yards-TDs): UNLV: Boyd 4-86-1; Whitely 4-38-0; Sullivan 3-76-0; Mataele 2-43-0; Barnhill 2-31-0; Keys 1-38-0; Phillips 1-19-0; Williams 1-15-0. SDSU: Clark 4-71-0; Holder 3-33-0; Hazely 3-27-0; Pumphrey 2-(-3)-0; Mills 1-45-0; Roberts 1-16-0; Price 1-14-0; Brunskill 1-6-0.

TEAM STATS

| | UNLV | SDSU |
|--------------------|---------|---------|
| First Downs | 26 | 25 |
| Rushes-Yards | 38-109 | 43-257 |
| Passing Yards | 346 | 209 |
| C-A-I | 18-33-2 | 16-28-0 |
| Total Offense | 71-455 | 71-466 |
| Fumbles-Lost | 0-0 | 0-0 |
| Penalties-Yards | 8-72 | 6-66 |
| Possession Time | 26:31 | 33:29 |
| Turnovers | 2 | 0 |
| Average Field Pos. | UNLV 24 | SDSU 24 |

GAME 5

Oct. 3 • Bulldog Stadium (33,928)

at Fresno State

FRESNO, Calif. - San Diego State held Fresno State to 315 yards of total offense, forced two turnovers and had nine tackles for loss, but it was not enough as the Bulldogs pulled away late for a 24-13 victory at Bulldog Stadium in Fresno, Calif.

FS forced three Aztec turnovers, converting them into 14 points in its 1,000th game in program history. Fresno State got on the scoreboard first when Kody Kroening converted a 37-yard field goal with 8:18 left in the first quarter. The Bulldogs got 40 of their 43 yards on the 8-play drive on the ground, including 27 by Martezee Waller and 13 from quarterback Brian Burrell.

FS got the ball right back when Kyrie Wilson forced SDSU true freshman Nick Bowden to fumble the ball after a 7-yard gain. Fresno State then put together a 10-play, 67-yard drive over 4:19, ending with a Brandon Cornette 1-yard touchdown run on 4th and goal. The key play of the drive was a 49-yard pass from Burrell to Josh Harper on a 3rd and 12 from its own 31-yard line.

San Diego State finally got on the scoreboard just 1:16 into the second quarter when Donny Hageman split the uprights on a 24-yard field goal attempt. The Aztecs grounded and pounded their way to the field goal, gaining all 60 of their yards on the ground on the 11-play drive that ate up 4:15 of clock time. Running back Donnel Pumphrey had 33 of the 60 yards on the drive, while fullback Dakota Gordon had the other 27.

The SDSU defense settled down and forced the Bulldogs to two straight 3 and outs, but gave the ball back to FS after a punt. With 3:24 left in the half, Burrell drove FS to the San Diego State 21 to set up a field goal attempt with just five seconds remaining. Kroening's 38-yard attempt, however, was blocked by Sam Meredith, the second of his career.

After both teams traded punts to start the second half, Fresno State's Burrell was stripped by Calvin Munson and Trey Lomax scooped up the loose ball and returned it 10 yards to the Bulldog 24. The Aztecs, however, were only able to cash in on a field goal and Hageman's 36-yarder closed the gap to 10-6.

FS responded with a 11-play, 81-yard drive over 5:23, thanks in part to three SDSU penalties (two on fourth down, one on third down), concluding with Josh Quezada's 2-yard touchdown run. It appeared San Diego State would get out of trouble early in the drive, but Daniel Brunskill was whistled for roughing the kicker on 4th and 8. Aztec head coach Rocky Long challenged the play and, even though replays showed Brunskill's fingers deflecting the ball, which went just 23 yards, the call on the field stood, resulting in a first down and SDSU losing a timeout.

San Diego State answered with a 14-play, 79-yard drive over 7:27, culminating with a 5-yard touchdown pass from Bowden to Adam Roberts. It was the first of his career by Bowden, who was 4-for-6 for 45 yards on the drive after going 3-for-11 for 18 yards on his previous nine drives. The touchdown brought the Aztecs back to within four at 17-13.

SDSU got the ball right back after forcing another 3 and out. San Diego State got into Fresno State territory, but Bowden was picked off Donovan Lewis on the fifth play of the drive.

The Aztecs then forced the Bulldogs to punt and would get one more chance to try to take their first lead of the game. Bowden, however, was picked off once again at the SDSU 12 and returned five yards. Waller later scored on a 5-yard rush to give FS the 24-13 lead.

San Diego State got the ball back and got into Fresno State territory again, but Bowden was sacked and Lencio Noble drew a false start penalty to set up a 4th and 16 on its own 44. Bowden's pass to Larry Clark was incomplete, giving the ball back to the Bulldogs, who ran out the clock and seal the win.

Pumphrey rushed for 94 yards on a career-high 24 attempts, while Gordon added a career-high 42 yards on six carries.

Bowden, who became just the second Aztec to ever start a game at quarterback as a true freshman and the first to do it without having ever attempting a pass, finished 9-for-24 for 84 yards, a touchdown and two interceptions. He added 36 yards on the ground on eight rushes (4.5 avg.).

Clark had three of the team's nine catches for 30 yards.

Munson posted a career-high 12 tackles (previous best was six) with a career-high 3.0 tackles for loss, a sack and his first career forced fumble. Josh Gavert added seven tackles, while J.J. Whittaker recorded his first interception of the season and fourth of his career.

| | 1 | 2 | 3 | 4 | - Total |
|-----------------|----|---|---|---|---------|
| San Diego State | 0 | 3 | 3 | 7 | - 13 |
| Fresno State | 10 | 0 | 7 | 7 | - 24 |

SCORING SUMMARY

FS - Kroening 37-yard field goal 8 plays, 43 yards, 3:03 (8:18, 1st)
 FS - Connette 1-yard run (Kroening kick) 10 plays, 67 yards, 4:24 (4:24, 1st)
 SDSU - Hageman 24-yard field goal 11 plays, 60 yards, 4:05 (13:44, 2nd)
 SDSU - Hageman 36-yard field goal 4 plays, 5 yards, 1:22 (8:11, 3rd)
 FS - Quezada 2-yard run (Kroening kick) 11 plays, 81 yards, 5:15 (2:49, 3rd)
 SDSU - Roberts 5-yard pass from Bowden (Hageman kick) 14 plays, 79 yards, 7:21 (10:20, 4th)
 FS - Waller 5-yard run (Kroening kick) 3 plays, 7 yards, 0:48 (3:26, 4th)

INDIVIDUAL STATS

Rushing (Att.-Yards-TDs): SDSU: Pumphrey 24-94-0; Gordon 6-42-0; Bowden 8-36-0; Price 7-14-0. FS: Waller 16-67-1; Burrell 14-51-0; Connette 7-40-1; Quezada 6-14-1.
Passing (Att.-Comp.-Int., Yards, TDs): SDSU: Bowden 24-9-2, 84, 1. FS: Burrell 28-14-1, 143, 0.
Receiving (No.-Yards-TDs): SDSU: Clark 3-30-0; Mills 2-18-0; Roberts 2-12-1; Hazely 1-15-0; Price 1-9-0. FS: Harper 5-76-0; Waller 3-3-0; Watson 2-16-0; Quezada 2-11-0; Scott 1-32-0; Peck 1-5-0.

| TEAM STATS | SDSU | FS |
|--------------------|---------|---------|
| First Downs | 17 | 16 |
| Rushes-Yards | 45-186 | 43-172 |
| Passing Yards | 84 | 143 |
| C-A-I | 9-24-2 | 14-28-1 |
| Total Offense | 69-270 | 71-314 |
| Fumbles-Lost | 2-1 | 1-1 |
| Penalties-Yards | 7-64 | 4-37 |
| Possession Time | 30:50 | 29:10 |
| Turnovers | 3 | 2 |
| Average Field Pos. | SDSU 31 | FS 31 |

GAME 6

Oct. 10 • University Stadium (19,497)

at New Mexico

ALBUQUERQUE, N.M. - Donnel Pumphrey rushed for a career-high 246 yards and two touchdowns and Chase Price added 141 yards and a score to lead San Diego State to a 24-14 win at New Mexico on Oct. 10.

Pumphrey and Price helped the Aztecs rush for 397 yards, the eighth most in single-game history (third most in SDSU's Division I history), and lead San Diego State to the win in Rocky Long's first game as head coach at his alma mater.

Long, the all-time winningest coach in the Mountain West, who coached at New Mexico from 1998-08 and graduated from UNM in 1974, has now been on the winning sideline in each of the last 13 times the two teams have played (2001-08 as head coach with the Lobos, 2009-10 as defensive coordinator with the Aztecs and 2011, 2013-14 as the head coach at SDSU).

Pumphrey got his 246 yards on 20 attempts (12.3 avg.) with 93 of them coming on a touchdown run in the third quarter. It was the true sophomore's fourth 100-yard game of the season (in six contests) and seventh of his career. The 246 yards were the 13th most in a game in school history.

Price rumbled for 141 yards on 17 carries (8.3 avg.) for his first 100-yard game of his career. He became the 74th player in school history to rush for at least 100 yards in a game.

It was the 18th time in school history that San Diego State had multiple 100-yard rushers, where the Aztecs are 17-1 in those occasions.

SDSU wasted no time on its opening drive, taking it 70 yards on 14 plays over 6:29 before Donny Hageman nailed a 25-yard field goal. It was the seventh straight make for Hageman, who improved to 8-for-9 on the year on field goal tries. True freshman Nick Bowden, making his second career start, got San Diego State out of a jam with a 15-yard run on a third and 12 and later connected on a 43-yard strike to Eric Judge on a 3rd and 15, the longest pass of his short career. Bowden would go on to become just the second Aztec true freshman to start at quarterback in a SDSU victory.

The score would remain 3-0 until early in the second quarter when Pumphrey took San Diego State's first play 49 yards for the score with 11:37 left in the half.

New Mexico answered Pumphrey's rushing touchdown with a quick 5-play, 75-yard drive over 1:17, culminating with a 45-yard pass from Lamar Jordan to Carlos Wiggins with 10:20 to play.

The Wiggins' grab would be the final score of the first half as the Aztecs held onto a 10-7 lead.

After forcing a punt to start the second half, SDSU took another 10-point lead when Price scored on a 27-yard touchdown run. The drive, which went 56 yards in just three plays over 0:36, was led by quarterback Quinn Kaehler, who entered the game in the beginning of the third quarter.

The Lobos responded with a 13-play, 75-yard drive over 6:29, ending with a 1-yard run by Teriyon Gipson to bring the game back to three points at 17-14.

San Diego State, however, would seal the game when Pumphrey took the second play of the drive 93 yards for the score. The 93-yard rush was the second longest in the Aztecs' Division I era (since 1999) and the third-longest rushing play in program history.

SDSU was unable to put the game out of reach as it committed four turnovers in the fourth quarter, including three straight plays and four times in six snaps. UNM, however, never got into San Diego State's side of the field en route to its fifth consecutive loss to the Aztecs.

SDSU won its 10th consecutive game in the Mountain time zone, the longest active streak in the nation, and won for the 15th time in the past 18 contests.

San Diego State finished the game with a 245-yard advantage in rushing (397-152), its fifth-largest advantage in the Division I era. New Mexico came into the weekend ranked fourth in the nation at 322.40 yards per game.

Josh Gavert led the Aztec defense with 11 tackles, including 0.5 tackles for loss, and his first interception of the season (third of career). Calvin Munson added eight stops and 1.0 TFL, while J.J. Whittaker and Na'im McGee came up with six tackles apiece.

| | 1 | 2 | 3 | 4 | - Total |
|-----------------|---|---|----|---|---------|
| San Diego State | 3 | 7 | 14 | 0 | - 24 |
| New Mexico | 0 | 7 | 7 | 0 | - 14 |

SCORING SUMMARY

SDSU - Hageman 25-yard field goal 14 plays, 70 yards, 6:24 (8:36, 1st)
 SDSU - Pumphrey 49-yard run (Hageman kick) 1 play, 49 yards, 0:10 (11:37, 2nd)
 UNM - Wiggins 45-yard pass from Jordan (Rogers kick) 5 plays, 75 yards, 1:17 (10:20, 2nd)
 SDSU - Price 27-yard run (Hageman kick) 3 plays, 56 yards, 0:36 (11:23, 3rd)
 UNM - Gipson 1-yard run (Rogers kick) 13 plays, 75 yards, 6:24 (4:59, 3rd)
 SDSU - Pumphrey 93-yard run (Hageman kick) 2 plays, 93 yards, 0:55 (3:59, 3rd)

INDIVIDUAL STATS

Rushing (Att.-Yards-TDs): SDSU: Pumphrey 20-246-2; Price 17-141-1; Bowden 3-7-0; Gordon 4-5-0; Team 2-(-2)-0. UNM: Jordan 6-52-0; Pressley 11-45-0; Gipson 14-33-1; Anaya 2-26-0; Wiggins 1-4-0; Gautsche 3-0-0; Team 1-(-8)-0.
Passing (Att.-Comp.-Int., Yards, TDs): SDSU: Bowden 13-4-0, 63, 0; Kaehler 3-1-1, 10, 0; Favreau 1-0-1, 0, 0. UNM: Jordan 18-8-1, 97, 1; Gautsche 6-3-0, 14, 0.
Receiving (No.-Yards-TDs): SDSU: Judge 2-50-0; Price 1-10-0; Pumphrey 1-7-0; Clark 1-6-0. UNM: Pressley 3-21-0; Gipson 3-17-0; Duncan 2-11-0; Wiggins 1-45-1; Magnant 1-12-0; Anaya 1-5-0.

| TEAM STATS | SDSU | UNM |
|--------------------|---------|---------|
| First Downs | 19 | 15 |
| Rushes-Yards | 46-397 | 38-152 |
| Passing Yards | 73 | 111 |
| C-A-I | 5-17-2 | 11-24-1 |
| Total Offense | 63-470 | 62-263 |
| Fumbles-Lost | 3-2 | 2-0 |
| Penalties-Yards | 10-102 | 6-57 |
| Possession Time | 27:49 | 32:11 |
| Turnovers | 4 | 1 |
| Average Field Pos. | SDSU 33 | UNM 20 |

AZTEC PLAYER NOTES

#77 JOEL ALESÍ (uh-LEE-see)

Punter • Senior • 6-0 • 235 • El Cajon, Calif. • Christian HS

- **At San Diego State:** In his fifth season with the program, although 2012 marked his onfield debut ... Is listed as the starting punter for the 20th consecutive game heading into the New Mexico contest ... A consistent punter, who earned his way to the starting position for the opening game each of the past three seasons (2012-14) ... Has 86 career punts, averaging 39.57 yards per punt ... That would rank 10th in SDSU history if he had enough punt attempts (90) to qualify ... Only has two touchbacks in 86 career punts and only 21 have been returned ... Originally a walk-on, who was given a scholarship after this year's fall camp (Aug. 22).
- **2014 (Senior):** Has punted 27 times for 1,053 yards (39.00 avg.) ... Only nine have been returned, 12 were inside the 20, six inside the 10, one inside the 5 and nine were fair caught ... Only two of his 27 punts have been returned for positive yardage ... **vs. Northern Arizona (Aug. 30)** ... Was the starter against Northern Arizona for the third consecutive season opener, punting three times for 105 yards (35.00 avg.) without allowing a return ... One of the three attempts was inside the 20 and another was fair caught ... **at No. 21/23 North Carolina (Sept. 6)** ... Punted four times for 173 yards (43.25 avg.) at No. 21/23 North Carolina with a long of 50 yards ... Finished with a net of 43.75 as three of the punts were returned for a total of minus-2 yards ... The other was fair caught at the 8-yard line ... **at Oregon State (Sept. 20)** ... Punted a season-high six times for 199 yards (33.17 avg.) at Oregon State with a long of 44 yards ... Two of the six punts ended up inside the 20-yard line and two were returned for minus (-1) yard ... **vs. UNLV (Sept. 27)** ... Had a solid outing vs. UNLV, earning MW Special Teams Player-of-the-Week honors ... Punted five times for 191 yards for a 38.2 average ... Three of his five punts landed inside the 20-yard line and only one was returned ... Two of the five punts pinned the Rebels inside the 6 (3-yard line and 5-yard line), two were fair caught and none of the five went for a touchback ... **at Fresno State (Oct. 3)** ... Punted five times for a season-high 216 yards at Fresno State, averaging 43.2 yards per punt ... wo of his five punts were inside the 20 and two were returned for a total of four yards (2.0 avg.) ... Finished with a net average of 42.4 ... **at New Mexico (Oct. 10)** ... Had four punts for 169 yards at New Mexico, posting an average of 42.3 ... Three of the four punts landed inside the 20, including one at 12, 9 and 4-yard line ... Two of the four were fair caught and only one was returned for minus-1 yard ... Finished with a net average of 42.5.
- **2013 (Junior):** Was on the Ray Guy Award Watch List ... Punted 53 times for 2,089 yards (39.42 avg.) ... Out of his 53 punts, 17 were inside the 20, seven inside the 10 and two inside the 5 ... Twenty-one (21) of his 53 punts were fair caught and nine went for 50-plus yards ... Only 12 of his 53 punts were returned ... If you took away his 10 punts inside the opponents' territory, he would have averaged 40.74 yards per attempt (43-for-1,752) ... Punted five times in the opener vs. Eastern Illinois for 232 yards, averaging 46.4 yards per attempt ... Three of his five punts landed inside the 10-yard line, including one at the 1 ... Had a career-high seven punts for a career-high 249 yards at No. 3/2 Ohio State ... Only one of the seven punts were returned (10 yards) and four were fair caught ... Punted three times for 100 yards vs. Oregon State ... None of the punts were returned as one was downed, one was out-of-bounds and one was fair caught ... One of his punts ended up inside the 20 ... Punted three times for 133 yards (44.3 avg.) at New Mexico State ... Had a long of 50, one was fair caught and only one was returned for six yards, giving him a then season-high 42.3 net average ... Had a solid day against Nevada, punting four times for 201 yards, averaging 50.3 yards per attempt ... An impressive three of his four punts went for 50-plus yards, including a long of 54 yards ... Two of his punts finished inside the 20-yard line and the 10-yard line, including the final one on the 1-yard line to pin Nevada with 23 seconds left in regulation and the game tied at 44 ... Ended up posting a net punt average of 46.5 ... Was named the MW Special Teams Player of the Week on Oct. 7 for his play, and also a CFPA Honorable Mention Performer of the Week ... Punted two times for 102 yards, averaging a career-high 51.0 yards per punt at Air Force ... Ended up setting a season high and tying a career-high with a 56-yard punt ... One of his two punts ended up inside the 20 and neither was returned ... Ended up setting a career high with a 51.0 net average ... Was named a CFPA Honorable Mention Performer of the Week for the second straight week ... Punted five times for 204 yards and a 40.8 average vs. No. 15/18 Fresno State ... Three of his five punts were fair caught and two were inside the opponents' 20-yard line ... His fourth attempt ended up being a touchback, snapping his streak of 33 straight punts without a touchback to start his career ... None of his five attempts were returned ... Had two punts for 73 yards against New Mexico, averaging 36.5 per attempt ... Ended up with the same net punt average as one was fair caught and the other was returned, but for

zero yards ... Was called upon to punt four times at San José State for 131 yards, averaging 32.8 yards per boot ... None of the four punts were returned and two were fair caught ... Also recorded his first career tackle ... Had a busy day at Hawai'i, tying a career high with seven punts for 238 yards (34.0 avg.) ... Also tied a career high with three punts inside the 20, including one in the 10, and added a 51-yarder ... Tied a career high once again with seven punts vs. Boise State for a career-high 262 yards and a 37.4 average ... Three of the seven punts landed inside the 20, tying a career high ... Posted a long of 50 yards ... Was called upon for three punts for 127 yards (42.3 avg.) at UNLV with a long of 48 yards ... Two of the three punts were inside the 20 ... Punted only one time for 37 yards in SDSU's win against Buffalo at the Famous Idaho Potato Bowl in Boise.

- **2012 (Sophomore):** Saw action at the punter position in two games for the Aztecs ... Posted a 43.50 punt average, which would have ranked 19th in the country if he had enough attempts to qualify (75 percent of games played, 3.6 punts per game) ... Four of his six punts were fair caught, none of the six were returned ... Logged his first career playing time in the opener at Washington ... Punted two times for 98 yards (49.0 avg.), including a career-long 56-yarder ... Neither punt against the Huskies was returned ... Punted four times for 163 yards (40.8 avg.) against San José State ... Three of his four attempts were fair caught and none were returned ... In games in which he did not punt, he was listed second on the depth chart behind Seamus McMorrow.
- **2011 (Freshman):** Did not play in his second season at SDSU.
- **2010 (Redshirt):** Joined the squad during the fall camp and ended up using his redshirt campaign.
- **High School:** Member of the football team for three years at Christian High School, where he punted and also played defensive line and tight end ... Averaged over 44 yards per kick in 2009, highlighted by a long of 70 yards ... Scored three career TDs on an interception, blocked punt and fumble recovery ... Named the Patriots' Special Teams MVP his final campaign ... An all-academic selection, who also competed in track and field four years ... League champion and sixth at CIFs in the discus as a junior.
- **Personal:** Born Feb. 3, 1992, in El Cajon, Calif. ... Son of Thomas and Kathleen Alesi ... Father, Thomas, attended SDSU, as did his grandfather and several aunts and uncles ... Sister, Rachel, is on the Aztec track & field team ... Majoring in exercise and nutritional sciences.

Alesi's Career Statistics

| Season | GP | GS | No. | Yds. | Avg. | Net | TB | FC | I20 | 50+ | Lg. |
|---------------|-----------|-----------|-----------|--------------|-------------|-------------|----------|-----------|-----------|-----------|-----------|
| 2011 | 0 | 0 | 0 | 0 | 0 | 0 | 0 | 0 | 0 | 0 | 0 |
| 2012 | 2 | 2 | 6 | 261 | 43.5 | 43.5 | 0 | 4 | 1 | 1 | 56 |
| 2013 | 13 | 13 | 53 | 2,089 | 39.4 | 36.3 | 2 | 21 | 17 | 9 | 56 |
| 2014 | 6 | 6 | 27 | 1,053 | 39.0 | 37.2 | 0 | 9 | 12 | 1 | 50 |
| Career | 21 | 21 | 86 | 3,403 | 39.6 | 37.1 | 2 | 34 | 30 | 11 | 56 |

Career Highs: Punts: 7 vs. Boise State (11/23/13), at Hawai'i (11/16/13), at Ohio State (9/7/13); Yards: 262 vs. Boise State (11/23/13); Avg. (min. 2 attempts): 51.0 (2-for-102) at Air Force (10/10/13); Net Avg. (min. 2 attempts): 51.0 at Air Force (10/10/13); Fair Caught: 4 at Ohio State (9/7/13); Inside 20: 3, 5 times; Long: 56 at Air Force (10/10/13), at Washington (9/1/12).

2014 Highs: Punts: 6 at Oregon State (9/20/14); Yards: 216 at Fresno State (10/3/14); Avg. (min. 2 attempts): 43.3 (4-for-173) at North Carolina (9/6/14); Fair Caught: 2 at New Mexico (10/10/14), at Fresno State (10/3/14), vs. UNLV (9/27/14); Net Avg. (min. 2 attempts): 43.8 at North Carolina (9/6/14); Inside 20: 3 at New Mexico (10/10/14), vs. UNLV (9/27/14); Long: 50 at North Carolina (9/6/14).

Alesi's Career Game-by-Game

| Date | Opponent | GP | GS | No. | Yds. | Avg. | Net | TB | FC | I20 | Lg. |
|---------|---------------------|----|----|-----|------|------|------|----|----|-----|-----|
| S.1.12 | at Washington | 1 | * | 2 | 98 | 49.0 | 49.0 | 0 | 1 | 0 | 56 |
| S.2.12 | San José State | 1 | * | 4 | 163 | 40.8 | 40.8 | 0 | 3 | 1 | 48 |
| A.31.13 | Eastern Illinois | 1 | * | 5 | 232 | 46.4 | 34.4 | 0 | 2 | 3 | 54 |
| S.7.13 | at 3/2 Ohio State | 1 | * | 7 | 249 | 35.6 | 34.1 | 0 | 4 | 0 | 44 |
| S.21.13 | Oregon State | 1 | * | 3 | 100 | 33.3 | 33.3 | 0 | 1 | 1 | 39 |
| S.28.13 | at New Mexico State | 1 | * | 3 | 133 | 44.3 | 42.3 | 0 | 1 | 0 | 50 |
| O.4.13 | Nevada* | 1 | * | 4 | 201 | 50.3 | 46.5 | 0 | 0 | 2 | 54 |
| O.10.13 | at Air Force* | 1 | * | 2 | 102 | 51.0 | 51.0 | 0 | 2 | 1 | 56 |

| | | | | | | | | | | | |
|---------|-----------------------|---|---|---|------------|-------------|-------------|---|---|---|-----------|
| O.26.13 | 15/18 Fresno State* | 1 | * | 5 | 204 | 40.8 | 36.8 | 1 | 3 | 2 | 46 |
| N.2.13 | New Mexico* | 1 | * | 2 | 73 | 36.5 | 36.5 | 0 | 1 | 0 | 39 |
| N.9.13 | at San José State* | 1 | * | 4 | 131 | 32.8 | 32.8 | 0 | 2 | 0 | 38 |
| N.16.13 | at Hawai'i* | 1 | * | 7 | 238 | 34.0 | 32.7 | 0 | 2 | 3 | 51 |
| N.23.13 | Boise State* | 1 | * | 7 | 262 | 37.4 | 32.6 | 1 | 2 | 3 | 50 |
| N.30.13 | at UNLV* | 1 | * | 3 | 127 | 42.3 | 41.0 | 0 | 1 | 2 | 48 |
| D.21.13 | vs. Buffalo& | 1 | * | 1 | 37 | 37.0 | 29.0 | 0 | 0 | 0 | 37 |
| A.30.14 | Northern Arizona | 1 | * | 3 | 105 | 35.0 | 35.0 | 0 | 1 | 1 | 48 |
| S.6.14 | at 21/23 No. Carolina | 1 | * | 4 | 173 | 43.3 | 43.8 | 0 | 1 | 1 | 50 |
| S.20.14 | at Oregon State | 1 | * | 6 | 199 | 33.2 | 33.3 | 0 | 1 | 2 | 44 |
| S.27.14 | UNLV* | 1 | * | 5 | 191 | 38.2 | 28.6 | 0 | 2 | 3 | 45 |
| O.3.14 | at Fresno State* | 1 | * | 5 | 216 | 43.2 | 42.4 | 0 | 2 | 2 | 49 |
| O.10.14 | at New Mexico* | 1 | * | 4 | 169 | 42.3 | 42.5 | 0 | 2 | 3 | 46 |

Bold indicates season high. **GS** - * in this category indicates the player was on the field the first time San Diego State was in the punt formation. * - Mountain West Game. & - 2013 Famous Idaho Potato Bowl (Bronco Stadium; Boise, Idaho).

#58 ALEX BARRETT

Defensive Line • Sophomore • 6-3 • 260 • Mesa, Ariz. • Desert Ridge HS

- **At San Diego State:** Physical defender who added bulk and strength to his frame in his red-shirt season and played more as the 2013 season went on ... Is listed as the starting defensive-tackle for the seventh straight game heading into Saturday's game vs. Hawai'i.
- **2014 (Sophomore):** Has started all six of the team's games this year, making 22 tackles (14 solos), 5.5 tackles for loss, two sacks, two pass breakups, a team-high five quarterback hurries and a blocked kick ... **vs. Northern Arizona (Aug. 30)** ... Made his first career start in the opener vs. Northern Arizona, setting career highs with five tackles and 2.5 tackles for loss, while added his first career blocked kick ... **at No. 21/23 North Carolina (Sept. 6)** ... Had another good all-around game in another start at No. 21/23 North Carolina, recording three tackles (two solo), 1.0 TFL, his first two career PBUs and two quarterback hurries ... The first PBU was deflected to Jon Sanchez, who intercepted the pass and ran it six yards ... The play set up a 12-yard touchdown run by Donnel Pumphrey, giving SDSU its first lead of the game ... **at Oregon State (Sept. 20)** ... Started for a third straight game at Oregon State, tying a career high with five tackles ... **vs. UNLV (Sept. 27)** ... Had another big game vs. UNLV, making three tackles (all solo), a career-high-tying two sacks and two tackles for loss ... **at Fresno State (Oct. 3)** ... Came up with four tackles (three solo) and a game-high two quarterback hurries at Fresno State in another start ... **at New Mexico (Oct. 10)** ... Had two solo stops and a quarterback hurry at New Mexico.
- **2013 (Freshman):** Played well off the bench over 12 games in limited snaps, posting 15 tackles (eight solo), 5.0 tackles for loss and 3.0 sacks ... The three sacks were tied for second on the team, while the 5.0 TFL ranked sixth ... Did not play in the opener vs. Eastern Illinois ... Logged his first career collegiate appearance at No. 3/2 Ohio State without recording a stat ... Played off the bench again vs. Oregon State without cracking the stat sheet ... Made his first career tackle, a solo stop, at New Mexico State ... Came off the bench again vs. Nevada without making the stat sheet ... Had a breakout game at Air Force with starter Cody Galea battling a flu, finishing with two sacks for 16 yards and four tackles (three solos) ... The 2.0 sacks were the most by an Aztec since Everett Beed recorded 2.0 sacks at Wyoming on Nov. 24, 2012 ... The 2.0 TFL were also a season high ... Made one stop off the bench vs. No. 15/18 Fresno State ... Played against New Mexico without recording a stat ... Made two tackles with 1.0 TFL at San José State ... Made one assisted tackle off the bench at Hawai'i ... In his first game listed at No. 2 on the depth chart at defensive tackle rather than third at defensive line, he had two tackles (both solo), both for a loss and a 4-yard sack vs. Boise State ... Played again at defensive tackle off the bench at UNLV and tied a season high with four tackles ... Played against Buffalo in the Famous Idaho Potato Bowl, but did not record a stat.
- **2012 (Redshirt):** Redshirted his first season at SDSU.
- **High School:** Two-time first-team all-state selection at Desert Ridge High School ... First-team all-region on defense and East Valley all-region on both sides of the ball as a junior ... Was named his team's outstanding offensive lineman in 2009 and 2011 ... Tabbed to the all-Arizona Super 25 his senior campaign and also was rated the 32nd-best recruit in the state of Arizona by ESPNU ... Two-star defensive lineman by Rivals.com, who earned a *Scouts, Inc.* grade of 73 ... Also lettered in track, finishing second in the state last year in the shot put ... Was Desert Ridge's MVP in track on two occasions.
- **Personal:** Born March 6, 1994, in Yuma, Ariz. ... Son of Elena and Audry Barrett ... Has two younger brothers ... Also drew interest from Fresno State, Army, Arizona State, New Mexico,

Air Force, Montana, Northern Colorado and San José State ... Is majoring in criminal justice.

Barrett's Career Statistics

| Season | GP | GS | UA | A | TT | TFL | Sk | Int. | PBU | FF | FR |
|---------------|-----------|----------|-----------|-----------|-----------|-------------|------------|----------|----------|----------|----------|
| 2013 | 12 | 0 | 8 | 7 | 15 | 5.0 | 3.0 | 0 | 0 | 0 | 0 |
| 2014 | 6 | 6 | 14 | 8 | 22 | 5.5 | 2.0 | 0 | 2 | 0 | 0 |
| Career | 18 | 6 | 22 | 15 | 37 | 10.5 | 5.0 | 0 | 2 | 0 | 0 |

Career Highs: Tackles: 5 at Oregon State (9/20/14), vs. Northern Arizona (8/30/14); Tackles For Loss: 2.5 vs. Northern Arizona (8/30/14); Sacks: 2.0 vs. UNLV (9/27/14), at Air Force (10/10/13); Pass Breakups: 2 at North Carolina (9/6/14); Blocked Kicks: 1 vs. Northern Arizona (8/30/14).

2014 Highs: Tackles: 5 at Oregon State (9/20/14), vs. Northern Arizona (8/30/14); Tackles For Loss: 2.5 vs. Northern Arizona (8/30/14); Sacks: 2.0 vs. UNLV (9/27/14); Pass Breakups: 2 at North Carolina (9/6/14); Blocked Kicks: 1 vs. Northern Arizona (8/30/14).

Barrett's Career Game-by-Game

| Date | Opponent | GP | GS | UA | A | TT | TFL | Sk. | Int. | PBU | FF | FR |
|---------|-----------------------|----|----|----|---|----|-----|-----|------|-----|----|----|
| A.31.13 | Eastern Illinois | | | | | | | | | | | |
| S.7.13 | at 3/2 Ohio State | 1 | 0 | 0 | 0 | 0 | 0.0 | 0.0 | 0 | 0 | 0 | 0 |
| S.21.13 | Oregon State | 1 | 0 | 0 | 0 | 0 | 0.0 | 0.0 | 0 | 0 | 0 | 0 |
| S.28.13 | at New Mexico State | 1 | 0 | 1 | 0 | 1 | 0.0 | 0.0 | 0 | 0 | 0 | 0 |
| O.4.13 | Nevada* | 1 | 0 | 0 | 0 | 0 | 0.0 | 0.0 | 0 | 0 | 0 | 0 |
| O.10.13 | at Air Force* | 1 | 0 | 3 | 1 | 4 | 2.0 | 2.0 | 0 | 0 | 0 | 0 |
| O.26.13 | 15/18 Fresno State* | 1 | 0 | 0 | 1 | 1 | 0.0 | 0.0 | 0 | 0 | 0 | 0 |
| N.2.13 | New Mexico* | 1 | 0 | 0 | 0 | 0 | 0.0 | 0.0 | 0 | 0 | 0 | 0 |
| N.9.13 | at San José State* | 1 | 0 | 1 | 1 | 2 | 1.0 | 0.0 | 0 | 0 | 0 | 0 |
| N.16.13 | at Hawai'i* | 1 | 0 | 0 | 1 | 1 | 0.0 | 0.0 | 0 | 0 | 0 | 0 |
| N.23.13 | Boise State* | 1 | 0 | 2 | 0 | 2 | 2.0 | 1.0 | 0 | 0 | 0 | 0 |
| N.30.13 | at UNLV* | 1 | 0 | 1 | 3 | 4 | 0.0 | 0.0 | 0 | 0 | 0 | 0 |
| D.21.13 | vs. Buffalo& | 1 | 0 | 0 | 0 | 0 | 0.0 | 0.0 | 0 | 0 | 0 | 0 |
| A.30.14 | Northern Arizona | 1 | 1 | 3 | 2 | 5 | 2.5 | 0.0 | 0 | 0 | 0 | 0 |
| S.6.14 | at 21/23 No. Carolina | 1 | 1 | 2 | 1 | 3 | 1.0 | 0.0 | 0 | 2 | 0 | 0 |
| S.20.14 | at Oregon State | 1 | 1 | 1 | 4 | 5 | 0.0 | 0.0 | 0 | 0 | 0 | 0 |
| S.27.14 | UNLV* | 1 | 1 | 3 | 0 | 3 | 2.0 | 2.0 | 0 | 0 | 0 | 0 |
| O.3.14 | at Fresno State* | 1 | 1 | 3 | 1 | 4 | 0.0 | 0.0 | 0 | 0 | 0 | 0 |
| O.10.14 | at New Mexico* | 1 | 1 | 2 | 0 | 2 | 0.0 | 0.0 | 0 | 0 | 0 | 0 |

Bold indicates season high. * - Mountain West game. & - 2013 Famous Idaho Potato Bowl (Bronco Stadium; Boise, Idaho).

#15 NICK BAWDEN

Quarterback • TR-Freshman • 6-3 • 225 • Los Gatos, Calif. • Los Gatos HS

- **At San Diego State:** Enrolled in SDSU in January and practiced with the team in the spring season ... Mobile and tough with a good quarterback IQ ... Worked up from fourth on the depth chart after spring drills to the backup to senior Quinn Kaehler heading into the 2014 opener ... **Is now listed as the backup heading into the Hawai'i game after starting for an injured Quinn Kaehler each of the past two games ... Became the second true freshman to start at quarterback in SDSU's Division I history and first since Spencer Brinton did it at Hawai'i on Oct. 25, 1997, and was the first to start a game having never thrown a pass prior to his first start ... Also became the first San Diego State true freshman, and the second in school history (Spencer Brinton in 1997), to start at quarterback in an Aztec win ... Only 12 FBS true freshmen have started at quarterback this season with just seven earning the start without previously throwing a pass in college (as of Oct. 3).**
- **2014 (True Freshman):** Is one of eight Aztec true freshmen to see action in a game this season and is the only one to earn a start ... Has thrown for 147 yards on the year, going 13-for-37 for a touchdown and two interceptions ... Also has rushed 11 times for 43 yards (3.9 avg.) ... If you take away the three times he has been sacked, he has 63 rushing yards eight attempts (7.9 avg.) ... **vs. Northern Arizona (Aug. 30)** ... Came off the bench to play the final series in the opening win vs. Northern Arizona, but did not throw a pass ... **at No. 21/23 North Carolina (Sept. 6)** ... Was on the travel squad to No. 21/23 North Carolina, but did not appear in the game ... **at Oregon State (Sept. 20)** ... Also was on the travel squad to Oregon State, but did not log any snaps ... **vs. UNLV (Sept. 27)** ... Played in the team's final drive vs. UNLV, but only handed the ball off ... **at Fresno State (Oct. 3)** ... Became the second true freshman to start a game at quarterback and first without previously throwing a

pass at Fresno State ... Was 9-for-24 for 84 yards with one touchdown and two interceptions ... Also rushed for 36 yards on eight attempts, averaging 4.5 yards per carry ... If you took away the two times he was sacked, those rushing numbers go to 48 yards on six attempts (8.0 avg.) ... Was the 39th player to make his quarterback starting debut for the Aztecs in the Division I era (since 1969) ... **at New Mexico (Oct. 10)** ... Became the second SDSU true freshman in school history (Spencer Brinton in 1997) to start at quarterback in an Aztec win at New Mexico ... Was 4-for-13 for 63 yards with no touchdowns and no interceptions, playing only the first half ... Also carried three times for seven yards (twice for 15 yards if you take away the 8-yard sack) ... Had a career-long 43-yard pass in the first quarter to Eric Judge.

- **High School:** Completed 107-of-197 passes (54.3 percent) for 1,622 yards and 14 touchdowns with eight interceptions as a senior at Los Gatos High ... Also rushed for 189 yards on 39 attempts (4.9 avg.) with one touchdown ... Passed for 1,636 yards and 12 touchdowns as a junior ... Rated as a three-star recruit by *Scout.com* and was picked as the 67th-best quarterback ... Also was a three-star recruit by *ESPN.com* with a scout grade of 77, a three-star recruit by 247sports with a grade of 82 and a two-star recruit by *Rivals.com*.

- **Personal:** Born June 22, 1996, in Los Gatos, Calif. ... Son of Rick and Kimberly Bowden ... Was also offered a scholarship from Eastern Washington, while drawing interest from Arkansas, California, Fresno State, Harvard, San José State, Utah and Washington ... Is majoring in business administration with a concentration as a management entrepreneur.

Bawden's Career Statistics

| Season | GP | Passing | | | | | Rushing | | | | | |
|---------------|----------|----------|-----------|-----------|-------------|----------|----------|------------|--------------|-----------|-----------|----------|
| | | GS | Att. | Cmp. | Pct. | Int. | TD | Yds. | Rtg. | Att. | Yds. | TD |
| 2014 | 4 | 2 | 37 | 13 | 35.1 | 2 | 1 | 147 | 66.62 | 11 | 43 | 0 |
| Career | 4 | 2 | 37 | 13 | 35.1 | 2 | 1 | 147 | 66.62 | 11 | 43 | 0 |

Career/2014 Highs: Attempts: 24 at Fresno State (10/3/14); Completions: 9 at Fresno State (10/3/14); Passing Yards: 84 at Fresno State (10/3/14); Long Pass: 43 at New Mexico (10/10/14); Passing Touchdowns: 1 at Fresno State (10/3/14); Completion Pct. (min. 12 att.): 37.50 (9-for-24) at Fresno State (10/3/14); Efficiency Rating: 71.48 at New Mexico (10/10/14); Carries: 8 at Fresno State (10/3/14); Rushing Yards: 36 at Fresno State (10/3/14); Long Rush: 15 at New Mexico (10/10/14).

Bawden's Career Game-by-Game

| Date | Opponent | GP | GS | Att. | Cmp. | Pct. | Int. | TD | Yds. | Rtg. | |
|---------|-----------------------|----------------------|----|------|------|------|------|----|------|-------|--|
| A.30.14 | Northern Arizona | 1 | 0 | 0 | 0 | 0.0 | 0 | 0 | 0 | 0.00 | |
| S.6.14 | at 21/23 No. Carolina | --- Did Not Play --- | | | | | | | | | |
| S.20.14 | at Oregon State | --- Did Not Play --- | | | | | | | | | |
| S.27.14 | UNLV* | 1 | 0 | 0 | 0 | 0.0 | 0 | 0 | 0 | 0.00 | |
| O.3.14 | at Fresno State* | 1 | 1 | 24 | 9 | 37.5 | 2 | 1 | 84 | 63.98 | |
| O.10.14 | at New Mexico* | 1 | 1 | 13 | 4 | 30.8 | 0 | 0 | 63 | 71.48 | |

Bold indicates season high. * - Mountain West game.

#89 DANIEL BRUNSKILL

Tight End • Sophomore • 6-5 • 250 • Valley Center, Calif. • Valley Center HS

- **At San Diego State:** Made the switch from offensive line to tight end for the 2013 season and played well as a blocking tight end ... A good blocker, who continues to get better at catching the ball ... Is expected to start at tight end for the third straight week vs. Hawaii'i ... A walk-on.
- **2014 (Sophomore):** Played in all six games this season with starts in each of the past two, making his first catch for six yards ... **vs. Northern Arizona (Aug. 30)** ... Came off the bench to play against Northern Arizona, but did not record a stat ... **at No. 21/23 North Carolina (Sept. 6)** ... Saw time at No. 21/23 North Carolina, but did not find the stat sheet ... **at Oregon State (Sept. 20)** ... Logged playing time at Oregon State without recording a stat ... **vs. UNLV (Sept. 27)** ... Made his first career catch, a 6-yarder, vs. UNLV ... **at Fresno State (Oct. 3)** ... Made his first career start at Fresno State without finding the stat sheet ... **at New Mexico (Oct. 10)** ... Started for the second straight game at New Mexico, but did not record a stat.
- **2013 (Freshman):** Played in all 13 games as a redshirt freshman without recording a stat ... Saw action mainly as the blocking tight end ... Played in his first collegiate game in the opener vs. Eastern Illinois ... Also logged action at Ohio State, vs. Oregon State, at New Mexico State, vs. Nevada, at Air Force, vs. Fresno State, vs. New Mexico, at San José State, at Hawaii'i, vs. Boise State, at UNLV and against Buffalo in the Famous Idaho Potato Bowl.
- **2012 (Redshirt):** Used his redshirt season in his first year on The Mesa.

- **High School:** A two-year letterwinner at Valley Center High ... Selected first-team all-CIF, first-team all-Valley League, first-team all-North County and second-team all-state as a senior ... Was a team captain as a senior ... Also played volleyball, lacrosse and was on the wrestling team.
- **Personal:** Born Jan. 27, 1994, in San Diego, Calif. ... Son of Michael and Susan Brunskill ... Graduated from Valley Center High with a 3.83 grade point average ... Is majoring in civil engineering.

Brunskill's Career Statistics

| Season | GP | GS | Rec. | Yds. | Avg. | Long | TD |
|---------------|-----------|----------|----------|----------|------------|----------|----------|
| 2013 | 13 | 0 | 0 | 0 | 0.0 | 0 | 0 |
| 2014 | 6 | 2 | 1 | 6 | 6.0 | 6 | 0 |
| Career | 19 | 2 | 1 | 6 | 6.0 | 6 | 0 |

Career/2014 Highs: Receptions: 1 vs. UNLV (9/27/14); Receiving Yards: 6 vs. UNLV (9/27/14); Long Reception: 6 vs. UNLV (9/27/14).

Brunskill's Career Game-by-Game

| Date | Opponent | GP | GS | No. | Yds. | Avg. | Lg. | TD | TD Lengths |
|---------|-----------------------|----|----|-----|------|------|-----|----|------------|
| A.31.13 | Eastern Illinois | 1 | 0 | 0 | 0 | 0.0 | 0 | 0 | |
| S.7.13 | at 3/2 Ohio State | 1 | 0 | 0 | 0 | 0.0 | 0 | 0 | |
| S.21.13 | Oregon State | 1 | 0 | 0 | 0 | 0.0 | 0 | 0 | |
| S.28.13 | at New Mexico State | 1 | 0 | 0 | 0 | 0.0 | 0 | 0 | |
| O.4.13 | Nevada* | 1 | 0 | 0 | 0 | 0.0 | 0 | 0 | |
| O.10.13 | at Air Force* | 1 | 0 | 0 | 0 | 0.0 | 0 | 0 | |
| O.26.13 | 15/18 Fresno State* | 1 | 0 | 0 | 0 | 0.0 | 0 | 0 | |
| N.2.13 | New Mexico* | 1 | 0 | 0 | 0 | 0.0 | 0 | 0 | |
| N.9.13 | at San Jose State* | 1 | 0 | 0 | 0 | 0.0 | 0 | 0 | |
| N.16.13 | at Hawaii'i* | 1 | 0 | 0 | 0 | 0.0 | 0 | 0 | |
| N.23.13 | Boise State* | 1 | 0 | 0 | 0 | 0.0 | 0 | 0 | |
| N.30.13 | at UNLV* | 1 | 0 | 0 | 0 | 0.0 | 0 | 0 | |
| D.21.13 | vs. Buffalo& | 1 | 0 | 0 | 0 | 0.0 | 0 | 0 | |
| A.30.14 | Northern Arizona | 1 | 0 | 0 | 0 | 0.0 | 0 | 0 | |
| S.6.14 | at 21/23 No. Carolina | 1 | 0 | 0 | 0 | 0.0 | 0 | 0 | |
| S.20.14 | at Oregon State | 1 | 0 | 0 | 0 | 0.0 | 0 | 0 | |
| S.27.14 | UNLV* | 1 | 0 | 1 | 6 | 6.0 | 6 | 0 | |
| O.3.14 | at Fresno State* | 1 | 1 | 0 | 0 | 0.0 | 0 | 0 | |
| O.10.14 | at New Mexico* | 1 | 1 | 0 | 0 | 0.0 | 0 | 0 | |

Bold indicates season high. * - Mountain West game. & - 2013 Famous Idaho Potato Bowl (Bronco Stadium; Boise, Idaho).

#10 CHRISTIAN CHAPMAN

Quarterback • TR-Freshman • 6-0 • 180 • Carlsbad, Calif. • Carlsbad HS

- **At San Diego State:** Joined the Aztecs over the summer and enrolled in summer school with the rest of the incoming freshmen ... Mobile, accurate quarterback with a quick release ... Is one of three true freshmen quarterback on the depth chart.
- **2014 (True Freshman):** Has been on the travel squad in all six games this season, but has yet to play in a game ... **vs. Northern Arizona (Aug. 30)** ... Suited up for the opener vs. Northern Arizona, but did not play in the game ... **at No. 21/23 North Carolina (Sept. 6)** ... Was on the travel squad to No. 21/23 North Carolina, but did not appear in the game ... **at Oregon State (Sept. 20)** ... Also was on the travel squad to Oregon State, but did not play ... **vs. UNLV (Sept. 27)** ... Suited up once again vs. UNLV without seeing the field ... **at Fresno State (Oct. 3)** ... Moved up to No. 2 on the depth chart with starting quarterback Quinn Kaehler ruled out with a shoulder injury ... **at New Mexico (Oct. 10)** ... Was on the travel squad at New Mexico as the No. 2 quarterback, but did not see any action.
- **High School:** A three-year letterwinner at Carlsbad High School in nearby Carlsbad, Calif. ... A two-time first-team all-Avocado League selection ... Earned second-team all-North County honors ... Was the team's offensive MVP ... Completed 132-of-219 attempts (60.3 percent) for 1,986 yards and 23 touchdowns as a senior ... Also rushed for 194 yards on 46 attempts ... As a junior, passed for 1,899 yards and 18 touchdowns for the Lancers ... Was a three-star recruit by *Rivals.com*, *Scout.com* and *ESPN.com*, and a two-star recruit by 247sports.com ... Is rated as the 39th-best quarterback by ESPN and the 73rd best by Scout ... Received a scout grade of 76 by ESPN and 247sports.
- **Personal:** Born Oct. 1, 1995, in Carlsbad, Calif. ... Son of Craig Chapman ... Chose SDSU over

offers from Arkansas State, Brigham Young, Colorado State, SMU and Washington State ... Undecided on a major.

#80 LARRY CLARK

Wide Receiver • Junior • 6-4 • 210 • Venice, Calif. • Venice HS

- **At San Diego State:** Tall wideout with good hands ... Has good speed and is able to break tackles ... Saw time as a receiver last season after mainly being used on special teams the previous year ... Is listed as the backup 'Z' wide receiver heading into the Hawai'i game after earning his first career start vs. UNLV earlier this year.
- **2014 (Junior):** Has played in six games with one start, posting a team-high-tying 12 receptions for 153 yards (12.8 avg.) ... Also has two pooch kick returns for 12 yards (6.0 avg.) ... **vs. Northern Arizona (Aug. 30)** ... Played on special teams and at wide receiver in the opener with Northern Arizona ... Returned two pooch kickoffs for 12 yards (6.0 avg.), but did not have a catch ... **at No. 21/23 North Carolina (Sept. 6)** ... Came off the bench at No. 21/23 North Carolina, where he had three receptions and 42 yards ... **at Oregon State (Sept. 20)** ... Saw time again off the bench at Oregon State, making a 4-yard catch ... **vs. UNLV (Sept. 27)** ... Earned his first career start vs. UNLV and made the most of it with career highs of four receptions and 71 yards ... **at Fresno State (Oct. 3)** ... Had a team-high three receptions for 30 yards (10.0 avg.) off the bench at Fresno State ... **at New Mexico (Oct. 10)** ... Made a 6-yard grab in a reserve role at New Mexico.
- **2013 (Sophomore):** Played in eight games in a reserve role, making three catches for 51 yards (17.0 avg.) ... The 17.0 average per catch led the team ... Also had a 15-yard kick return on a pooch attempt ... Dressed, but did not see action in the opener vs. Eastern Illinois ... Saw some time on special teams and at wide receiver at No. 3/2 Ohio State ... Had his first career two catches for 18 yards (9.0 avg.) ... Each were 9-yard grabs ... The two receptions were tied for third on the team, while the 18 yards were tied for fourth ... Played on special teams against Oregon State ... Came off the bench and caught a career-long 33-yarder at New Mexico State ... Logged playing time against Nevada without cracking the stat sheet ... Saw time off the bench at Air Force without recording a stat ... Came off the bench against No. 15/18 Fresno State and returned a pooch kick for 15 yards ... Did not play in the New Mexico game ... Traveled to San José State, but did not see action ... Was on the travel squad once again at Hawai'i without playing ... Suited up for the Boise State game, but did not play in the contest ... Logged playing time at UNLV without finding the stat sheet ... Saw action in the Famous Idaho Potato Bowl vs. Buffalo without recording a stat.
- **2012 (Freshman):** Was on the travel squad for a few games, but never saw action on the field.
- **2011 (Redshirt):** Redshirted his first season on The Mesa, after suffering an injury during fall camp.
- **High School:** Was a three-star recruit by *Rivals.com* ... A two-star recruit by *ESPN.com*, who received a *Scouts, Inc.* grade of 68 ... Boasted a 325-pound squat and 295-pound bench press out of high school ... Earned first-team all-league honors from 2008-10 ... Was a first-team all-city section pick in 2010 and a second-team winner in 2009 ... Had 37 receptions for 703 yards and nine touchdowns as a junior.
- **Personal:** Born May 8, 1993, in Santa Monica, Calif. ... Son of Yancy and Anita Clark ... Received an offer from Idaho in the recruiting process, and considered Nevada, Fresno State, New Mexico State, UNLV and UCLA ... Is majoring in social science.

Clark's Career Statistics

Offense

| Season | GP | GS | Rec. | Yds. | Avg. | Long | TD |
|---------------|-----------|----------|-----------|------------|-------------|-----------|----------|
| 2013 | 8 | 0 | 3 | 51 | 17.0 | 33 | 0 |
| 2014 | 6 | 1 | 12 | 153 | 12.8 | 29 | 0 |
| Career | 14 | 1 | 15 | 204 | 13.6 | 33 | 0 |

Career Highs: Receptions: 4 vs. UNLV (9/27/14); Receiving Yards: 71 vs. UNLV (9/27/14); Long Reception: 33 at New Mexico State (9/28/13); Kick Returns: 2 vs. Northern Arizona (8/30/14); Kick Return Yards: 15 vs. Fresno State (10/26/13); Long Kick Return: 15 vs. Fresno State (10/26/13).

2014 Highs: Receptions: 4 vs. UNLV (9/27/14); Receiving Yards: 71 vs. UNLV (9/27/14); Long Reception: 29 vs. UNLV (9/27/14); Kick Returns: 2 vs. Northern Arizona (8/30/14); Kick Return Yards: 12 vs. Northern Arizona (8/30/14); Long Kick Return: 8 vs. Northern Arizona (8/30/14).

Clark's Career Game-by-Game

| Date | Opponent | GP | GS | No. | Yds. | Avg. | Lg. | TD | TD Lengths |
|---------|-----------------------|-----|-----|-----|------|------|-----|-----|------------|
| A.31.13 | Eastern Illinois | --- | --- | --- | --- | --- | --- | --- | --- |
| S.7.13 | at 3/2 Ohio State | 1 | 0 | 2 | 18 | 9.0 | 9 | 0 | |
| S.21.13 | Oregon State | 1 | 0 | 0 | 0 | 0.0 | 0 | 0 | |
| S.28.13 | at New Mexico State | 1 | 0 | 1 | 33 | 33.0 | 33 | 0 | |
| O.4.13 | Nevada* | 1 | 0 | 0 | 0 | 0.0 | 0 | 0 | |
| O.10.13 | at Air Force* | 1 | 0 | 0 | 0 | 0.0 | 0 | 0 | |
| O.26.13 | 15/18 Fresno State* | 1 | 0 | 0 | 0 | 0.0 | 0 | 0 | |
| N.2.13 | New Mexico* | --- | --- | --- | --- | --- | --- | --- | --- |
| N.9.13 | at San Jose State* | --- | --- | --- | --- | --- | --- | --- | --- |
| N.16.13 | at Hawai'i* | --- | --- | --- | --- | --- | --- | --- | --- |
| N.23.13 | Boise State* | --- | --- | --- | --- | --- | --- | --- | --- |
| N.30.13 | at UNLV* | 1 | 0 | 0 | 0 | 0.0 | 0 | 0 | |
| D.21.13 | vs. Buffalo& | 1 | 0 | 0 | 0 | 0.0 | 0 | 0 | |
| A.30.14 | Northern Arizona | 1 | 0 | 0 | 0 | 0.0 | 0 | 0 | |
| S.6.14 | at 21/23 No. Carolina | 1 | 0 | 3 | 42 | 14.0 | 0 | 0 | |
| S.20.14 | at Oregon State | 1 | 0 | 1 | 4 | 4.0 | 4 | 0 | |
| S.27.14 | UNLV* | 1 | 1 | 4 | 71 | 17.8 | 29 | 0 | |
| O.3.14 | at Fresno State* | 1 | 0 | 3 | 30 | 10.0 | 18 | 0 | |
| O.10.14 | at New Mexico* | 1 | 0 | 1 | 6 | 6.0 | 6 | 0 | |

*Bold indicates season high. * - Mountain West game. & - 2013 Famous Idaho Potato Bowl (Bronco Stadium; Boise, Idaho).*

#94 ROBERT CRAIGHEAD

Tight End • Junior • 6-3 • 265 • Lakeside, Calif. • El Capitan HS

- **At San Diego State:** A versatile player who switched sides of the ball in each of his first three seasons at San Diego State ... Started as tight end in 2011 where he worked behind 2013 NFL second round draft pick Gavin Escobar ... Switched to the defensive side of the ball prior to the 2012 campaign and saw action on the defensive line in eight games ... Moved back over to the offensive side of the ball and the tight end position for his sophomore campaign and now junior season, where he is listed as the backup heading into the Hawai'i game.
- **2014 (Junior):** Has played in all six games with his first three career starts ... Has three catches for 35 yards (11.7 avg.) and a 2-yard touchdown ... **vs. Northern Arizona (Aug. 30)** ... Made his first collegiate start at tight end, making a 1-yard touchdown catch ... **at No. 21/23 North Carolina (Sept. 6)** ... Tied a career high with two receptions and set a career-high with 33 receiving yards in another start at No. 21/23 North Carolina, including a career-long 27-yard grab ... **at Oregon State (Sept. 20)** ... Made the start again at Oregon State, but did not find the stat sheet ... **vs. UNLV (Sept. 27)** ... Came off the bench for the first time of the season vs. UNLV, but didn't record a stat ... **at Fresno State (Oct. 3)** ... Played off the bench at Fresno State without recording a stat ... **at New Mexico (Oct. 10)** ... Came off the bench for the second straight contest at New Mexico without finding the stat sheet.
- **2013 (Sophomore):** Played in all 13 games off the bench with five catches for 32 yards (6.4 avg.) ... Played his first collegiate game at tight end in the opener vs. Eastern Illinois without a stat ... Came off the bench again at No. 3/2 Ohio State and made his first two career catches for 21 yards (10.5 avg.) ... The 21 yards ranked third on the team, while the two receptions were tied for third ... Played against Oregon State, but did not record a stat ... Had an 8-yard reception off the bench at New Mexico State ... Played in the Nevada game without making the stat sheet ... Tied a career high with two grabs for six yards at Air Force in a reserve role ... Played vs. No. 15/18 Fresno State without making it on the stat sheet ... Logged snaps vs. New Mexico, but didn't record a stat ... Played again off the pine at San José State without recording a stat ... Did not record a stat at Hawai'i, but did get playing time ... Played in another game vs. Boise State, but did not find the stat sheet ... Played in the regular season finale at UNLV without making a stat ... Came off the bench vs. Buffalo in the Famous Idaho Potato Bowl, but did record a stat.
- **2012 (Freshman):** Switched from offense to defense prior to the 2012 campaign ... Played on the defensive line in a reserve role in eight contests during the conference title run ... Saw action in five home games and five Mountain West contests during the campaign ... The Aztecs were 7-1 in games that he appeared in, winning the final seven contests of the season ... Logged his first ever playing time in the opener at Washington, but did not record a stat ... Played in the contest against Army but did not record a stat ... Also played vs. North Dakota ... Played vs. Hawai'i without making the stat sheet ... Had his first career tackle vs. Colorado State ...

Did not play at Nevada ... Had his first solo stop vs. UNLV ... Had a solo tackle at Boise State ... Played vs. Air Force, but did not record a stat ... Played at Wyoming without recording a stat ... Did not play in the finale vs. Brigham Young.

- **2011 (Redshirt):** Redshirted his first season at SDSU ... Worked with the tight ends.
- **High School:** Was a two-star recruit by *Rivals.com* ... Named to the CIF San Diego Section team his senior season ... Had 26 receptions for 366 yards and a touchdown as a senior ... Recorded 40 receptions for 516 yards and six touchdowns as a junior ... Earned all-East County offensive first-team honors in both his junior and senior seasons ... A two-time all-league selection ... Garnered 2010 all-San Diego section offensive first-team honors from the *Union-Tribune* ... Served as a two-time captain for the Vaqueros ... His team won three consecutive Grossmont North League championships ... Also played basketball, earning the most improved player award as a sophomore and the coaches award as a junior.
- **Personal:** Born April 21, 1993, in Lakeside, Calif. ... Son of Kimberly and John Craighead ... Attended the same high school as former Aztecs Ryan Lindley and Tommie Draheim ... Chose SDSU over Arizona, Boise State, California and Minnesota ... Is majoring in criminal justice.

Craighead's Career Statistics

Defense

| Season | GP | GS | UA | A | TT | TFL | Sk | Int. | PBU | FF | FR |
|---------------|----------|----------|----------|----------|----------|------------|------------|----------|----------|----------|----------|
| 2012 | 8 | 0 | 2 | 1 | 3 | 0.0 | 0.0 | 0 | 0 | 0 | 0 |
| Career | 8 | 0 | 2 | 1 | 3 | 0.0 | 0.0 | 0 | 0 | 0 | 0 |

Career Highs: Tackles: 1 at Boise State (11/3/12), vs. UNLV (10/27/12), vs. Hawai'i (10/13/12).

2014 Highs:

Offense

| Season | GP | GS | Rec. | Yds. | Avg. | Long | TD |
|---------------|-----------|----------|----------|-----------|------------|-----------|----------|
| 2013 | 13 | 0 | 5 | 32 | 6.4 | 17 | 0 |
| 2014 | 6 | 3 | 3 | 35 | 11.7 | 27 | 1 |
| Career | 19 | 3 | 8 | 67 | 8.5 | 27 | 1 |

Career Highs: Receptions: 2 at North Carolina (9/6/14), Air Force (10/10/13), at Ohio State (9/7/13); Receiving Yards: 33 at North Carolina (9/6/14); Receiving Touchdowns: 1 vs. Northern Arizona (8/30/14); Long Reception: 27 at North Carolina (9/6/14).

2014 Highs: Receptions: 2 at North Carolina (9/6/14); Receiving Yards: 33 at North Carolina (9/6/14); Receiving Touchdowns: 1 vs. Northern Arizona (8/30/14); Long Reception: 27 at North Carolina (9/6/14).

Craighead's Career Game-by-Game

| Date | Opponent | GP | GS | UA | A | TT | TFL | Sk. | Int. | PBU | FF | FR |
|---------|-----------------------|----------------------|----|----|---|----|-----|-----|------|-----|----|----|
| S.1.12 | at Washington | 1 | 0 | 0 | 0 | 0 | 0.0 | 0.0 | 0 | 0 | 0 | 0 |
| S.8.12 | Army | 1 | 0 | 0 | 0 | 0 | 0.0 | 0.0 | 0 | 0 | 0 | 0 |
| S.15.12 | North Dakota | 1 | 0 | 0 | 0 | 0 | 0.0 | 0.0 | 0 | 0 | 0 | 0 |
| S.22.12 | San José State | --- Did Not Play --- | | | | | | | | | | |
| S.29.12 | at Fresno State* | --- Did Not Play --- | | | | | | | | | | |
| O.6.12 | Hawai'i* | 1 | 0 | 0 | 0 | 0 | 0.0 | 0.0 | 0 | 0 | 0 | 0 |
| O.13.12 | Colorado State* | 1 | 0 | 0 | 1 | 1 | 0.0 | 0.0 | 0 | 0 | 0 | 0 |
| O.20.12 | at Nevada* | --- Did Not Play --- | | | | | | | | | | |
| O.27.12 | UNLV* | 1 | 0 | 1 | 0 | 1 | 0.0 | 0.0 | 0 | 0 | 0 | 0 |
| N.3.12 | at 19/14 Boise State* | 1 | 0 | 1 | 0 | 1 | 0.0 | 0.0 | 0 | 0 | 0 | 0 |
| N.10.12 | Air Force* | --- Did Not Play --- | | | | | | | | | | |
| N.24.12 | at Wyoming* | 1 | 0 | 0 | 0 | 0 | 0.0 | 0.0 | 0 | 0 | 0 | 0 |
| D.20.12 | vs. Brigham Young^ | --- Did Not Play --- | | | | | | | | | | |

| Date | Opponent | GP | GS | No. | Yds. | Avg. | Lg. | TD | TD Lengths |
|---------|---------------------|----|----|-----|------|------|-----|----|------------|
| A.31.13 | Eastern Illinois | 1 | 0 | 0 | 0 | 0.0 | 0 | 0 | |
| S.7.13 | at 3/2 Ohio State | 1 | 0 | 2 | 21 | 10.5 | 17 | 0 | |
| S.21.13 | Oregon State | 1 | 0 | 0 | 0 | 0.0 | 0 | 0 | |
| S.28.13 | at New Mexico State | 1 | 0 | 1 | 8 | 8.0 | 8 | 0 | |
| O.4.13 | Nevada* | 1 | 0 | 0 | 0 | 0.0 | 0 | 0 | |
| O.10.13 | at Air Force* | 1 | 0 | 2 | 3 | 1.5 | 6 | 0 | |
| O.26.13 | 15/18 Fresno State* | 1 | 0 | 0 | 0 | 0.0 | 0 | 0 | |
| N.2.13 | New Mexico* | 1 | 0 | 0 | 0 | 0.0 | 0 | 0 | |
| N.9.13 | at San José State* | 1 | 0 | 0 | 0 | 0.0 | 0 | 0 | |
| N.16.13 | at Hawai'i* | 1 | 0 | 0 | 0 | 0.0 | 0 | 0 | |
| N.23.13 | Boise State* | 1 | 0 | 0 | 0 | 0.0 | 0 | 0 | |

| | | | | | | | | | |
|---------|-----------------------|---|---|---|----|------|----|---|---|
| N.30.13 | at UNLV* | 1 | 0 | 0 | 0 | 0.0 | 0 | 0 | |
| D.21.13 | vs. Buffalo& | 1 | 0 | 0 | 0 | 0.0 | 0 | 0 | |
| A.30.14 | Northern Arizona | 1 | 1 | 1 | 2 | 2.0 | 2 | 1 | 2 |
| S.6.14 | at 21/23 No. Carolina | 1 | 1 | 2 | 33 | 17.5 | 27 | 0 | |
| S.20.14 | at Oregon State | 1 | 1 | 0 | 0 | 0.0 | 0 | 0 | |
| S.27.14 | UNLV* | 1 | 0 | 0 | 0 | 0.0 | 0 | 0 | |
| O.3.14 | at Fresno State* | 1 | 0 | 0 | 0 | 0.0 | 0 | 0 | |
| O.10.14 | at New Mexico* | 1 | 0 | 0 | 0 | 0.0 | 0 | 0 | |

Bold indicates season high. * - Mountain West game. ^ - 2012 San Diego County Credit Union Poinsettia Bowl (Qualcomm Stadium; San Diego, Calif.). & - 2013 Famous Idaho Potato Bowl (Bronco Stadium; Boise, Idaho).

#36 DEVANTE DAVIS

Linebacker • Junior • 6-2 • 210 • Dallas, Texas • Tyler College

- **At San Diego State:** Has impressed the Aztec coaching staff in fall camp ... Physical player with a high motor ... Has mainly been used on special teams ... Is listed as the backup to senior Josh Gavert at left outside linebacker heading into the Hawai'i game.
- **2014 (Junior):** Has played in all six games, mainly on special teams, recording one assisted tackle ... **vs. Northern Arizona (Aug. 30)** ... Made his first Division I appearance vs. Northern Arizona without recording a stat ... **at No. 21/23 North Carolina (Sept. 6)** ... Made his first career tackle, an assisted stop, at No. 21/23 North Carolina ... **at Oregon State (Sept. 20)** ... Played off the bench on special teams at Oregon State without finding the stat sheet ... **vs. UNLV (Sept. 27)** ... Also logged time vs. UNLV, but went statless ... **at Fresno State (Oct. 3)** ... Played again at Fresno State without recording a stat ... **at New Mexico (Oct. 10)** ... Saw time once again at New Mexico, but didn't find the stat sheet.
- **2012-13 (At Tyler College):** Played one season at Tyler Junior College ... Recorded 58 tackles with 1.5 tackles for loss at TJC.
- **High School:** Was a three-year letterwinner and an all-District selection at Lincoln High in Dallas, Texas ... Was rated as a top-20 linebacker by Dave Campbell's Texas Football ... Graduated with honors ... Also lettered in basketball and track & field ... Received two stars from *Rivals.com*, *Scout.com* and *247sports.com* ... Was given a 78 rating by 247sports.
- **Personal:** Born April 9, 1993, in Dallas, Texas ... Son of James and Demetrice Ward ... Picked SDSU over Houston Baptist and Memphis ... Plans to major in journalism/communications.

Davis' Career Statistics

| Season | GP | GS | UA | A | TT | TFL | Sk | Int. | PBU | FF | FR |
|---------------|----------|----------|----------|----------|----------|------------|------------|----------|----------|----------|----------|
| 2014 | 6 | 0 | 0 | 1 | 1 | 0.0 | 0.0 | 0 | 0 | 0 | 0 |
| Career | 6 | 0 | 0 | 1 | 1 | 0.0 | 0.0 | 0 | 0 | 0 | 0 |

Career/2014 Highs: Tackles: 1 at North Carolina (9/6/14).

Davis' Career Game-by-Game

Defense

| Date | Opponent | GP | GS | UA | A | TT | TFL | Sk. | Int. | PBU | FF | FR |
|---------|-----------------------|----|----|----|---|----|-----|-----|------|-----|----|----|
| A.30.14 | Northern Arizona | 1 | 0 | 0 | 0 | 0 | 0.0 | 0.0 | 0 | 0 | 0 | 0 |
| S.6.14 | at 21/23 No. Carolina | 1 | 0 | 0 | 1 | 1 | 0.0 | 0.0 | 0 | 0 | 0 | 0 |
| S.20.14 | at Oregon State | 1 | 0 | 0 | 0 | 0 | 0.0 | 0.0 | 0 | 0 | 0 | 0 |
| S.27.14 | UNLV* | 1 | 0 | 0 | 0 | 0 | 0.0 | 0.0 | 0 | 0 | 0 | 0 |
| O.3.14 | at Fresno State* | 1 | 0 | 0 | 0 | 0 | 0.0 | 0.0 | 0 | 0 | 0 | 0 |
| O.10.14 | at New Mexico* | 1 | 0 | 0 | 0 | 0 | 0.0 | 0.0 | 0 | 0 | 0 | 0 |

Bold indicates season high. * - Mountain West game.

#64 ZACH DILLEY

(dill-EE)

Offensive Line • Senior • 6-5 • 295 • Sun City, Calif. • Paloma Valley HS

- **At San Diego State:** Following a redshirt season (2010) and a season in which he did not see game action (2011), Dilley started all 13 games at right tackle for the Mountain West champions in 2013 ... Battled various injuries in 2013, playing in 10 games with five starts ... Can play any position on the line ... Is listed as backup center for the fifth straight game after starting the first two of the season ... His 20 career starts are the most among any on the SDSU offensive line.
- **2014 (Senior):** Started the first two games on the season at center and has played in three overall ... Made his first career start at center in the opener vs. Northern Arizona ... Followed

with another start at No. 21/23 North Carolina ... Was on the travel squad to Oregon State, but did not see any action as he was battling a sore back ... Also didn't play vs. UNLV ... Played on snap at right guard for Darrell Greene at Fresno State ... Was on the travel squad at New Mexico, but didn't get into the game.

- **2013 (Junior):** Played in 10 games with a start at right tackle and four at left guard ... Did not play in the opener vs. Eastern Illinois ... Started at right tackle at Ohio State and ended up making a tackle on punt coverage ... Came off the bench on special teams vs. Oregon State, and again at New Mexico State, vs. Nevada, at Air Force and vs. Fresno State ... Earned his second start of the season and first-ever start at left guard vs. New Mexico ... Followed with another start there at San José State and again at Hawaii ... Also started there vs. Boise State, but left after injuring his knee ... Missed the UNLV game with a knee injury ... Missed the Famous Idaho Potato Bowl vs. Buffalo because of the same injury.
- **2012 (Sophomore):** Started all 13 games for San Diego State at right tackle after entering the season never having played a college game ... Earned his first career start and playing time at Washington in the opening game at right tackle ... Followed with starts vs. Army, against North Dakota, vs. San José State, at Fresno State, vs. Hawaii, against Colorado State, at Nevada, vs. UNLV, at Boise State, vs. Air Force at Wyoming and against Brigham Young in the Poinsettia Bowl.
- **2011 (Freshman):** Did not play in his second season at SDSU.
- **2010 (Redshirt):** Did not play his first year on campus.
- **High School:** Received third-team 2009 all-state accolades by *CalHSports.com*, while playing at Paloma Valley High School in Menifee, Calif. ... First-team all-CIF and two-time first-team all-league for the Wildcats ... Named to the Riverside all-area first team as a senior ... Selected for the 2010 Inland Empire All-Star Classic football game ... Three-star recruit by *Rivals.com* ... Rated as the 59th-best prospect nationally at his position by *Rivals.com* ... Listed as the No. 3 offensive tackle prospect in the state of California by *Rivals.com* ... Earned a Scouts, Inc. grade of 73 on *ESPN.com* ... Also lettered in basketball as a senior.
- **Personal:** Born Dec. 12, 1991, in Wildomar, Calif. ... Son of Donald and Rosalie Dilley ... His mother played college volleyball ... Also recruited by Cal, Washington, UNLV and UTEP ... Is a social science major.

Dilley's Career Statistics

| Season | GP | GS |
|---------------|-----------|-----------|
| 2011 | 0 | 0 |
| 2012 | 13 | 13 |
| 2013 | 10 | 5 |
| 2014 | 3 | 2 |
| Career | 26 | 20 |

Dilley's Career Game-by-Game

| Date | Opponent | GP | GS/POS |
|---------|-----------------------|----------------------|--------|
| S.1.12 | at Washington | 1 | RT |
| S.8.12 | Army | 1 | RT |
| S.15.12 | North Dakota | 1 | RT |
| S.22.12 | San José State | 1 | RT |
| S.29.12 | at Fresno State* | 1 | RT |
| O.6.12 | Hawaii* | 1 | RT |
| O.13.12 | Colorado State* | 1 | RT |
| O.20.12 | at Nevada* | 1 | RT |
| O.27.12 | UNLV* | 1 | RT |
| N.3.12 | at 19/14 Boise State* | 1 | RT |
| N.10.12 | Air Force* | 1 | RT |
| N.24.12 | at Wyoming* | 1 | RT |
| D.20.12 | vs. Brigham Young^ | 1 | RT |
| A.31.13 | Eastern Illinois | --- Did Not Play --- | |
| S.7.13 | at 3/2 Ohio State | 1 | RT |
| S.21.13 | Oregon State | 1 | |
| S.28.13 | at New Mexico State | 1 | |
| O.4.13 | Nevada* | 1 | |
| O.10.13 | at Air Force* | 1 | |
| O.26.13 | Fresno State* | 1 | |
| N.2.13 | New Mexico* | 1 | LG |
| N.9.13 | at San José State* | 1 | LG |
| N.16.13 | at Hawaii* | 1 | LG |

| | | | |
|---------|-----------------------|-----------------------|----|
| N.23.13 | Boise State* | 1 | LG |
| N.30.13 | at UNLV* | --- DNP - Injured --- | |
| D.21.13 | vs. Buffalo& | --- DNP - Injured --- | |
| A.30.14 | Northern Arizona | 1 | C |
| S.6.14 | at 21/23 No. Carolina | 1 | C |
| S.20.14 | at Oregon State | --- DNP - Injured --- | |
| S.27.14 | UNLV* | --- DNP --- | |
| O.3.14 | at Fresno State* | 1 | |
| O.10.14 | at New Mexico* | --- DNP --- | |

* - Mountain West game. ^ - 2012 San Diego County Credit Union Poinsettia Bowl (Qualcomm Stadium; San Diego, Calif.) & - 2013 Famous Idaho Potato Bowl (Bronco Stadium; Boise, Idaho).

#47 CODY GALEA

(Galley-ah)

Linebacker • Senior • 6-3 • 255 • Elk Grove, Calif. • Franklin HS

- **At San Diego State:** A two-year starter at defensive end who moved to linebacker in the spring and for this senior season in 2014, his fifth year in the program ... Is listed as the starting middle linebacker heading into the Hawaii contest ... Has played in 41 career games with 28 consecutive starts (22 at right defensive end, last six at middle linebacker) ... Has seen action in 37 consecutive games ... His 28 straight starts is the longest active streak on the team (not including specialists), while the 37 consecutive games played is the second-longest streak ... Quick and agile defender.
- **2014 (Senior):** Has 19 tackles (13 solo), 2.5 TFL, 2.0 sacks, one forced fumble, a pass breakup and two quarterback hurries in six starts this season ... **vs. Northern Arizona (Aug. 30)** ... Started for the 23rd consecutive game in the opener with Northern Arizona, but for the first time in college at linebacker ... Had two solo stops in SDSU's win ... **at No. 21/23 North Carolina (Sept. 6)** ... Started again at middle linebacker at No. 21/23 North Carolina, where he had two assisted stops ... **at Oregon State (Sept. 20)** ... Had a huge game at Oregon State, setting a career high with six tackles (three solo) to go along with 1.5 TFL, a sack and forced fumble ... The 1.5 TFL tied a career high, while the forced fumble was the second of his career ... **vs. UNLV (Sept. 27)** ... Made four stops (all solo), including a sack and a TFL vs. UNLV ... The four solo stops were tied for the second most on the team ... **at Fresno State (Oct. 3)** ... Started once again at Fresno State, where he had three solo stops, his first career PBU and a quarterback hurry ... **at New Mexico (Oct. 10)** ... Came up with two tackles (one solo) in a start at New Mexico.
- **2013 (Junior):** Had a career-high 36 tackles (21 solo), along with 3.5 tackles for loss, a sack, a forced fumble and two fumble recoveries in 13 starts ... The 36 stops were the most among all SDSU defensive linemen ... Was one of four Aztecs (Dylan Denso, Josh Gavert and Eric Pinkins) with at least one forced fumble and one fumble recovery on the year ... Started the opener vs. Eastern Illinois at right defensive end for the 10th straight game, recording two solo tackles ... Had three solo tackles at No. 3/2 Ohio State ... Started again vs. Oregon State without recording a stat ... Had a good all-around game in another start at New Mexico State, tying a career high with four tackles to go along with a sack, a TFL and his first career forced fumble ... Made a solo stop in a start vs. Nevada ... Had four assisted tackles and recovered his first career fumble at Air Force ... Had three solo stops in another start vs. No. 15/18 Fresno State ... Had three tackles (all assisted) in a start vs. New Mexico ... Made a 1-yard tackle for loss in another start at San José State ... Had a career-high five tackles (four solo) in a start at Hawaii ... Came up with four tackles (two solo) in another start vs. Boise State ... Had two stops in the regular season finale at UNLV ... Had four tackles, including a career-high 1.5 tackles for loss vs. Buffalo in the Famous Idaho Potato Bowl ... Also recovered his second fumble of the season.
- **2012 (Sophomore):** Saw action in all 13 games and started the final nine games of the season ... Recorded 22 tackles, including 13 solo stops, with 3.5 tackles for loss and 2.5 sacks ... The 22 stops were the second highest total among the defensive line (Sam Meredith, 36) and his 2.5 quarterback sacks led the unit and ranked fifth overall among the defensive unit ... Came off the bench in the opener at Washington to record two tackles, including a 6-yard sack ... Played against Army, but did not record a stat ... Chipped in with an assisted sack against North Dakota ... Had a solo stop vs. San José State ... Earned his first-ever start at Fresno State and had a tackle and 0.5 TFL ... Started again vs. Hawaii and had a career-high three stops ... Made his third straight start vs. Colorado State and had a solo tackle ... Started again at Nevada and tied his career best with three tackles ... Logged his fifth straight start against UNLV and made two stops ... Started at Boise State and had two assisted tackles ... Had a career-high four tackles (which resulted in just two yards) with 0.5 TFL vs. Air Force ... Also returned a short kickoff nine yards to give the Aztecs quality field position ... Made two stops in another start

at Wyoming, including an 8-yard sack ... Saw action in his second consecutive bowl game, but did not record a stat against Brigham Young in the Poinsettia Bowl.

- **2011 (Freshman):** Participated in nine contests, including each of the last five ... Totaled six tackles, including two for a loss and a sack ... Logged his first snaps against Cal Poly, making a tackle for a five-yard loss ... Also played at Army, against Washington State and at Michigan, but did not record a stat ... Had a tackle in back-to-back games at Colorado State and at home vs. Boise State ... Made two tackles, including his first career sack, at UNLV ... Had a stop against Fresno State ... Played but did not log a stat in the bowl game.
- **2010 (Redshirt):** Did not play as a true freshman.
- **High School:** Three-year starting varsity linebacker at Franklin High ... Two-time all-Delta Valley Conference honoree ... An honorable mention all-metro selection after breaking the school record with 134 total tackles as a junior (2008) ... Led the league in solo tackles with 79 over 10 games and recorded 25 tackles-for-loss ... Also had 17 pressures, four sacks and a pair of blocked PATs ... As a senior, finished with 102 tackles and three sacks ... Member of the Sacramento All-Star squad that played in the Holiday Classic in Sacramento vs. the East Bay All-Stars ... Holds a Franklin High School record with 244 career tackles. ... Also a two-time conference wrestling champion and the 2009 sub-section champ at 215 pounds.
- **Personal:** Born Jan. 10, 1992, in Elk Grove, Calif. ... Son of Paul and Elizabeth Galea ... Had offers from Nevada, Army, Sacramento State and UC Davis ... Majoring in criminal justice.

Galea's Career Statistics

| Season | GP | GS | UA | A | TT | TFL | Sk | Int. | PBU | FF | FR |
|---------------|-----------|-----------|-----------|-----------|-----------|-------------|------------|----------|----------|----------|----------|
| 2011 | 9 | 0 | 2 | 4 | 6 | 2.0 | 1.0 | 0 | 0 | 0 | 0 |
| 2012 | 13 | 9 | 13 | 9 | 22 | 3.5 | 2.5 | 0 | 0 | 0 | 0 |
| 2013 | 13 | 13 | 21 | 15 | 36 | 3.5 | 1.0 | 0 | 0 | 1 | 2 |
| 2014 | 6 | 6 | 13 | 6 | 19 | 2.5 | 2.0 | 0 | 1 | 1 | 0 |
| Career | 41 | 28 | 49 | 34 | 83 | 11.5 | 6.5 | 0 | 1 | 2 | 2 |

Career Highs: Tackles: 6 at Oregon State (9/20/14); Tackles For Loss: 1.5 at Oregon State (9/20/14), vs. Buffalo (12/21/13); Sacks: 1.0, 6 times; Pass Breakups: 1 at Fresno State (10/3/14); Forced Fumbles: 1 at Oregon State (9/20/14), at New Mexico State (9/28/13); Fumble Recoveries: 1 vs. Buffalo (12/21/13), at Air Force (10/10/13).

2014 Highs: Tackles: 6 at Oregon State (9/20/14); Tackles For Loss: 1.5 at Oregon State (9/20/14); Sacks: 1.0 vs. UNLV (9/27/14), at Oregon State (9/20/14); Pass Breakups: 1 at Fresno State (10/3/14); Forced Fumbles: 1 at Oregon State (9/20/14).

Galea's Career Game-by-Game

| Date | Opponent | GP | GS | UA | A | TT | TFL | Sk. | Int. | PBU | FF | FR |
|---------|-----------------------|----------------------|----|----|---|----|-----|-----|------|-----|----|----|
| S.3.11 | Cal Poly | 1 | 0 | 1 | 0 | 1 | 1.0 | 0.0 | 0 | 0 | 0 | 0 |
| S.10.11 | at Army | 1 | 0 | 0 | 0 | 0 | 0.0 | 0.0 | 0 | 0 | 0 | 0 |
| S.17.11 | Washington State | 1 | 0 | 0 | 0 | 0 | 0.0 | 0.0 | 0 | 0 | 0 | 0 |
| S.24.11 | at 22/21 Michigan | 1 | 0 | 0 | 0 | 0 | 0.0 | 0.0 | 0 | 0 | 0 | 0 |
| O.8.11 | TCU* | --- Did Not Play --- | | | | | | | | | | |
| O.13.11 | at Air Force* | --- Did Not Play --- | | | | | | | | | | |
| O.29.11 | Wyoming* | --- Did Not Play --- | | | | | | | | | | |
| N.5.11 | New Mexico* | --- Did Not Play --- | | | | | | | | | | |
| N.12.11 | at Colorado State* | 1 | 0 | 0 | 1 | 1 | 0.0 | 0.0 | 0 | 0 | 0 | 0 |
| N.19.11 | 10/11 Boise State* | 1 | 0 | 0 | 1 | 1 | 0.0 | 0.0 | 0 | 0 | 0 | 0 |
| N.26.11 | at UNLV* | 1 | 0 | 1 | 1 | 2 | 1.0 | 1.0 | 0 | 0 | 0 | 0 |
| D.3.11 | Fresno State* | 1 | 0 | 0 | 1 | 1 | 0.0 | 0.0 | 0 | 0 | 0 | 0 |
| D.17.11 | vs. La.-Lafayette` | 1 | 0 | 0 | 0 | 0 | 0.0 | 0.0 | 0 | 0 | 0 | 0 |
| S.1.12 | at Washington | 1 | 0 | 1 | 1 | 2 | 1.0 | 1.0 | 0 | 0 | 0 | 0 |
| S.8.12 | Army | 1 | 0 | 0 | 0 | 0 | 0.0 | 0.0 | 0 | 0 | 0 | 0 |
| S.15.12 | North Dakota | 1 | 0 | 0 | 1 | 1 | 0.5 | 0.5 | 0 | 0 | 0 | 0 |
| S.22.12 | San José State | 1 | 0 | 1 | 0 | 1 | 0.0 | 0.0 | 0 | 0 | 0 | 0 |
| S.29.12 | at Fresno State* | 1 | 1 | 0 | 1 | 1 | 0.5 | 0.0 | 0 | 0 | 0 | 0 |
| O.6.12 | Hawaii* | 1 | 1 | 3 | 0 | 3 | 0.0 | 0.0 | 0 | 0 | 0 | 0 |
| O.13.12 | Colorado State* | 1 | 1 | 1 | 0 | 1 | 0.0 | 0.0 | 0 | 0 | 0 | 0 |
| O.20.12 | at Nevada* | 1 | 1 | 2 | 1 | 3 | 0.0 | 0.0 | 0 | 0 | 0 | 0 |
| O.27.12 | UNLV* | 1 | 1 | 2 | 0 | 2 | 0.0 | 0.0 | 0 | 0 | 0 | 0 |
| N.3.12 | at 19/14 Boise State* | 1 | 1 | 0 | 2 | 2 | 0.0 | 0.0 | 0 | 0 | 0 | 0 |
| N.10.12 | Air Force* | 1 | 1 | 1 | 3 | 4 | 0.5 | 0.0 | 0 | 0 | 0 | 0 |
| N.24.12 | at Wyoming* | 1 | 1 | 2 | 0 | 2 | 1.0 | 1.0 | 0 | 0 | 0 | 0 |
| D.20.12 | vs. Brigham Young^ | 1 | 1 | 0 | 0 | 0 | 0.0 | 0.0 | 0 | 0 | 0 | 0 |
| A.31.13 | Eastern Illinois | 1 | 1 | 2 | 0 | 2 | 0.0 | 0.0 | 0 | 0 | 0 | 0 |

| | | | | | | | | | | | | |
|---------|-----------------------|---|---|---|---|---|-----|-----|---|---|---|---|
| S.7.13 | at 3/2 Ohio State | 1 | 1 | 3 | 0 | 3 | 0.0 | 0.0 | 0 | 0 | 0 | 0 |
| S.21.13 | Oregon State | 1 | 1 | 0 | 0 | 0 | 0.0 | 0.0 | 0 | 0 | 0 | 0 |
| S.28.13 | at New Mexico State | 1 | 1 | 2 | 2 | 4 | 1.0 | 1.0 | 0 | 0 | 1 | 0 |
| O.4.13 | Nevada* | 1 | 1 | 1 | 0 | 1 | 0.0 | 0.0 | 0 | 0 | 0 | 0 |
| O.10.13 | at Air Force* | 1 | 1 | 0 | 4 | 4 | 0.0 | 0.0 | 0 | 0 | 0 | 1 |
| O.26.13 | 15/18 Fresno State* | 1 | 1 | 3 | 0 | 3 | 0.0 | 0.0 | 0 | 0 | 0 | 0 |
| N.2.13 | New Mexico* | 1 | 1 | 0 | 3 | 3 | 0.0 | 0.0 | 0 | 0 | 0 | 0 |
| N.9.13 | at San José State* | 1 | 1 | 1 | 0 | 1 | 1.0 | 0.0 | 0 | 0 | 0 | 0 |
| N.16.13 | at Hawaii* | 1 | 1 | 4 | 1 | 5 | 0.0 | 0.0 | 0 | 0 | 0 | 0 |
| N.23.13 | Boise State* | 1 | 1 | 2 | 2 | 4 | 0.0 | 0.0 | 0 | 0 | 0 | 0 |
| N.30.13 | at UNLV* | 1 | 1 | 1 | 1 | 2 | 0.0 | 0.0 | 0 | 0 | 0 | 0 |
| D.21.13 | vs. Buffalo& | 1 | 1 | 2 | 2 | 4 | 1.5 | 0.0 | 0 | 0 | 0 | 1 |
| A.30.14 | Northern Arizona | 1 | 1 | 2 | 0 | 2 | 0.0 | 0.0 | 0 | 0 | 0 | 0 |
| S.6.14 | at 21/23 No. Carolina | 1 | 1 | 0 | 2 | 2 | 0.0 | 0.0 | 0 | 0 | 0 | 0 |
| S.20.14 | at Oregon State | 1 | 1 | 3 | 3 | 6 | 1.5 | 1.0 | 0 | 0 | 1 | 0 |
| S.27.14 | UNLV | 1 | 1 | 4 | 0 | 4 | 1.0 | 1.0 | 0 | 0 | 0 | 0 |
| O.3.14 | at Fresno State* | 1 | 1 | 3 | 0 | 3 | 0.0 | 0.0 | 0 | 1 | 0 | 0 |
| O.10.14 | at New Mexico* | 1 | 1 | 1 | 1 | 2 | 0.0 | 0.0 | 0 | 0 | 0 | 0 |

Bold indicates season high. * - Mountain West game. ` - 2011 L+R Carrier New Orleans Bowl (Mercedes-Benz Superdome; New Orleans, La.). ^ - 2012 San Diego County Credit Union Poinsettia Bowl (Qualcomm Stadium; San Diego, Calif.). & - 2013 Famous Idaho Potato Bowl (Bronco Stadium; Boise, Idaho).

#48 JOSH GAVERT

Linebacker • Senior • 6-2 • 215 • Lakewood, Calif. • Mayfair HS

- **At San Diego State:** A fifth-year player in the program, who has played in all 45 games over the past three-plus seasons, including starts in 13 contests ... The 45 straight games played is the longest streak on the team ... Is listed as the starter at left outside linebacker heading into the Hawaii game ... A smart player with good instincts ... Has led SDSU in tackles in six games over his career.
- **2014 (Senior):** Missed most of fall camp, but still came back to play in the opener ... Has played in all six games with starts in the last three, making 44 tackles (24 solo) with 2.0 TFL, an interception, a pass breakup and a quarterback hurry ... The 44 tackles rank lead the team, despite starting just three times this year ... vs. Northern Arizona (Aug. 30) ... Played in the opener in a reserve role, making three solo tackles ... It was his 40th consecutive game played, the longest streak on the team ... at No. 21/23 North Carolina (Sept. 6) ... Came off the bench again at No. 21/23 North Carolina and had four tackles (two solo) and a PBU ... at Oregon State (Sept. 20) ... Had a good game at Oregon State, recording eight tackles (three solo) and chipping in with 0.5 TFL ... The eight stops were the third most in the game ... vs. UNLV (Sept. 27) ... Made his first start of the year for an injured Derek Largent and had a game-high 11 tackles (eight solo) ... The 11 stops tied a career high ... at Fresno State (Oct. 3) ... Started for the second straight game at Fresno State, where he had seven tackles (five solo) and a tackle for loss ... The seven stops ranked second on the team and fourth in the game ... at New Mexico (Oct. 10) ... Started again at New Mexico, where he had a team-high 11 tackles (three solo), 0.5 tackles for loss and his first interception of the season ... It was the second time of the season he led the team in tackles and the sixth time of his career ... The 11 stops also tied a career high.
- **2013 (Junior):** Had 68 tackles in 13 games with nine starts ... Also had 6.0 tackles for loss, 3.0 sacks, three pass breakups, an interception, a forced fumble and a fumble recovery for 42 yards ... Was third on the team in tackles for loss (6.0) and fourth in overall tackles (68) ... Was one of three Aztecs (Cody Galea and Eric Pinkins) with at least one forced fumble and one fumble recovery ... Set career highs in tackles (68), TFL (6.0), sacks (3.0) and PBUs (2) ... Had one assisted tackle as a reserve in the opener vs. Eastern Illinois ... Recorded two assisted stops at No. 3/2 Ohio State in a reserve role ... Had a solid game off the bench against Oregon State, registering a tackle, forced fumble and a tackle for a 12-yard loss ... Had a huge game at New Mexico State in a reserve role, making seven tackles (tied for the team lead), a career-high 1.5 tackles for a loss and a sack ... Made his second career start vs. Nevada, logging nine tackles (seven solo), a TFL and a 42-yard fumble return ... Started again at Air Force and had his first double-digit tackle game with 10 stops ... Made five tackles in another start vs. No. 15/18 Fresno State to go along with a sack, a TFL and a PBU ... Had a good all-around game in another start vs. New Mexico, recording five tackles, 0.5 tackles for loss and a PBU ... Came up with four assisted tackles in a start at San José State ... Had a career-high 11 tackles (eight solo) and his first interception of the season (and second of his career) at Hawaii ... Had one

tackle in a start vs. Boise State ... Had a good game in the regular season finale at UNLV, making five tackles (four solos) and a 6-yard sack (and TFL) ... Tied a team high with seven tackles and a pass breakup vs. Buffalo in the Famous Idaho Potato Bowl.

- **2012 (Sophomore):** Played in all 13 games with his first career start ... Had 24 tackles, including 4.0 TFL, two sacks, a forced fumble, fumble recovery and interception ... One of only two players on the team to record a forced fumble, fumble recovery and interception in 2012 (Derek Largent) ... Had two stops off the bench in the season opener at Washington ... Had four tackles against Army and his first career interception ... Recorded a tackle for loss against North Dakota ... Saw action vs. San José State, but did not record a stat ... Earned his first career start at Fresno State and had a career-high seven tackles, including 0.5 TFL ... Made two tackles and recovered his first career fumble off the bench vs. Hawai'i ... Gavert recovered the ball at the Warrior 39-yard line and the Aztecs went on to convert a field goal ... Recorded three solo stops vs. Colorado State ... Did not record a stat at Nevada ... Played vs. UNLV without making a stat ... Logged time at Boise State without recording a stat ... Made two stops vs. Air Force, while adding a sack and the first forced fumble of his career ... The forced fumble came in Falcons territory and was converted into an SDSU touchdown ... Had two tackles and 0.5 TFL at Wyoming ... Recorded his second sack of the season, which resulted in a 12-yard loss and took Brigham Young out of field goal range on a fourth-quarter drive in the Poinsettia Bowl.
- **2011 (Freshman):** Was a reserve in all 13 games ... Contributed eight tackles with two of those being sacks ... Played in his first game of his career in the opener against Cal Poly ... Also saw time at Army ... Made his first career stop vs. Washington State ... Played at Michigan, but did not record a stat ... Made a career-best two tackles in back-to-back Mountain West games against TCU and at Air Force ... Logged snaps in each of the next four contests vs. Wyoming, New Mexico, at Colorado State and against Boise State ... Had his first career sack and tackle for loss at UNLV ... Followed that up with a 10-yard sack vs. Fresno State ... Assisted on a tackle in the bowl game in New Orleans.
- **2010 (Redshirt):** Utilized his redshirt campaign.
- **High School:** Four-year varsity letterman and three-year starter at Mayfair High School ... As a senior, totaled 138 tackles (13.8 tackles per game, 85 solo, 53 assists) to lead the Suburban League ... Had a school-record 25 tackles in a single contest ... First-team all-conference his final year ... During his junior campaign, totaled 58 tackles and 2.5 sacks ... A three-star prospect by *Rivals.com* ... Also competed in the 100 and 200 meters for the track team ... Was a scholar-athlete at Mayfair.
- **Personal:** Born Aug. 22, 1992, in Fountain Valley, Calif. ... Son of Pepe and Carlene Gavert ... Cousin, Ronald Kennedy Jr., plays cornerback at Arizona State ... Picked SDSU over the likes of Colorado, Arizona State and Idaho State ... Graduated in May with a degree in criminal justice and is now working on a master's degree.

Gavert's Career Statistics

| Season | GP | GS | UA | A | TT | TFL | Sk | Int. | PBU | FF | FR |
|---------------|-----------|-----------|-----------|-----------|------------|-------------|------------|----------|----------|----------|----------|
| 2011 | 13 | 0 | 5 | 3 | 8 | 2.0 | 2.0 | 0 | 0 | 0 | 0 |
| 2012 | 13 | 1 | 18 | 6 | 24 | 4.0 | 2.0 | 1 | 0 | 1 | 1 |
| 2013 | 13 | 9 | 34 | 34 | 68 | 6.0 | 3.0 | 1 | 3 | 1 | 1 |
| 2014 | 6 | 3 | 24 | 20 | 44 | 2.0 | 0.0 | 1 | 1 | 0 | 0 |
| Career | 45 | 13 | 81 | 63 | 144 | 14.0 | 7.0 | 3 | 4 | 2 | 2 |

Career Highs: **Tackles:** 11 at New Mexico (10/10/14), vs. UNLV (9/27/14), at Hawai'i (11/16/13); **Tackles For Loss:** 1.5 at New Mexico State (9/28/13); **Sacks:** 1.0, 6 times; **Interceptions:** 1 at New Mexico (10/10/14), at Hawai'i (11/16/13), vs. Army (9/8/12); **Passes Broken Up:** 1 vs. Buffalo (12/21/13), vs. New Mexico (11/2/13), vs. Fresno State (10/26/13); **Forced Fumbles:** 1 vs. Oregon State (9/21/13), vs. Air Force (11/10/12); **Fumble Recoveries:** 1 vs. Nevada (10/4/13), vs. Hawai'i (10/6/12).

2014 Highs: **Tackles:** 11 at New Mexico (10/10/14), vs. UNLV (9/27/14); **Tackles For Loss:** 1.0 at Fresno State (10/3/14); **Interceptions:** 1 at New Mexico (10/10/14); **Passes Broken Up:** 1 at North Carolina (9/6/14).

Gavert's Career Game-by-Game

| Date | Opponent | GP | GS | UA | A | TT | TFL | Sk. | Int. | PBU | FF | FR |
|---------|-------------------|----|----|----|---|----|-----|-----|------|-----|----|----|
| S.3.11 | Cal Poly | 1 | 0 | 0 | 0 | 0 | 0.0 | 0.0 | 0 | 0 | 0 | 0 |
| S.10.11 | at Army | 1 | 0 | 0 | 0 | 0 | 0.0 | 0.0 | 0 | 0 | 0 | 0 |
| S.17.11 | Washington State | 1 | 0 | 1 | 0 | 1 | 0.0 | 0.0 | 0 | 0 | 0 | 0 |
| S.24.11 | at 22/21 Michigan | 1 | 0 | 0 | 0 | 0 | 0.0 | 0.0 | 0 | 0 | 0 | 0 |
| 0.8.11 | TCU* | 1 | 0 | 1 | 1 | 2 | 0.0 | 0.0 | 0 | 0 | 0 | 0 |
| 0.13.11 | at Air Force* | 1 | 0 | 1 | 1 | 2 | 0.0 | 0.0 | 0 | 0 | 0 | 0 |
| 0.29.11 | Wyoming* | 1 | 0 | 0 | 0 | 0 | 0.0 | 0.0 | 0 | 0 | 0 | 0 |

| | | | | | | | | | | | | |
|---------|-----------------------|---|---|---|---|----|-----|-----|---|---|---|---|
| N.5.11 | New Mexico* | 1 | 0 | 0 | 0 | 0 | 0.0 | 0.0 | 0 | 0 | 0 | 0 |
| N.12.11 | at Colorado State* | 1 | 0 | 0 | 0 | 0 | 0.0 | 0.0 | 0 | 0 | 0 | 0 |
| N.19.11 | 10/11 Boise State* | 1 | 0 | 0 | 0 | 0 | 0.0 | 0.0 | 0 | 0 | 0 | 0 |
| N.26.11 | at UNLV* | 1 | 0 | 1 | 0 | 1 | 1.0 | 1.0 | 0 | 0 | 0 | 0 |
| D.3.11 | Fresno State* | 1 | 0 | 1 | 0 | 1 | 1.0 | 1.0 | 0 | 0 | 0 | 0 |
| D.17.11 | vs. La.-Lafayette` | 1 | 0 | 0 | 1 | 1 | 0.0 | 0.0 | 0 | 0 | 0 | 0 |
| S.1.12 | at Washington | 1 | 0 | 1 | 1 | 2 | 0.0 | 0.0 | 0 | 0 | 0 | 0 |
| S.8.12 | Army | 1 | 0 | 3 | 1 | 4 | 0.0 | 0.0 | 1 | 0 | 0 | 0 |
| S.15.12 | North Dakota | 1 | 0 | 1 | 0 | 1 | 1.0 | 0.0 | 0 | 0 | 0 | 0 |
| S.22.12 | San José State | 1 | 0 | 0 | 0 | 0 | 0.0 | 0.0 | 0 | 0 | 0 | 0 |
| S.29.12 | at Fresno State* | 1 | 1 | 6 | 1 | 7 | 0.5 | 0.0 | 0 | 0 | 0 | 0 |
| 0.6.12 | Hawai'i* | 1 | 0 | 1 | 1 | 2 | 0.0 | 0.0 | 0 | 0 | 0 | 1 |
| 0.13.12 | Colorado State* | 1 | 0 | 3 | 0 | 3 | 0.0 | 0.0 | 0 | 0 | 0 | 0 |
| 0.20.12 | at Nevada* | 1 | 0 | 0 | 0 | 0 | 0.0 | 0.0 | 0 | 0 | 0 | 0 |
| 0.27.12 | UNLV* | 1 | 0 | 0 | 0 | 0 | 0.0 | 0.0 | 0 | 0 | 0 | 0 |
| N.3.12 | at 19/14 Boise State* | 1 | 0 | 0 | 0 | 0 | 0.0 | 0.0 | 0 | 0 | 0 | 0 |
| N.10.12 | Air Force* | 1 | 0 | 1 | 1 | 2 | 1.0 | 1.0 | 0 | 0 | 1 | 0 |
| N.24.12 | at Wyoming* | 1 | 0 | 1 | 1 | 2 | 0.5 | 0.0 | 0 | 0 | 0 | 0 |
| D.20.12 | vs. Brigham Young^ | 1 | 0 | 1 | 0 | 1 | 1.0 | 1.0 | 0 | 0 | 0 | 0 |
| A.31.13 | Eastern Illinois | 1 | 0 | 0 | 1 | 1 | 0.0 | 0.0 | 0 | 0 | 0 | 0 |
| S.7.13 | at 3/2 Ohio State | 1 | 0 | 0 | 2 | 2 | 0.0 | 0.0 | 0 | 0 | 0 | 0 |
| S.21.13 | Oregon State | 1 | 0 | 1 | 0 | 1 | 1.0 | 0.0 | 0 | 0 | 1 | 0 |
| S.28.13 | at New Mexico State | 1 | 0 | 2 | 5 | 7 | 1.5 | 1.0 | 0 | 0 | 0 | 0 |
| 0.4.13 | Nevada* | 1 | 1 | 7 | 2 | 9 | 1.0 | 0.0 | 0 | 0 | 0 | 1 |
| 0.10.13 | at Air Force* | 1 | 1 | 3 | 7 | 10 | 0.0 | 0.0 | 0 | 0 | 0 | 0 |
| 0.26.13 | 15/18 Fresno State* | 1 | 1 | 2 | 3 | 5 | 1.0 | 1.0 | 0 | 1 | 0 | 0 |
| N.2.13 | New Mexico* | 1 | 1 | 2 | 3 | 5 | 0.5 | 0.0 | 0 | 1 | 0 | 0 |
| N.9.13 | at San José State* | 1 | 1 | 0 | 4 | 4 | 0.0 | 0.0 | 0 | 0 | 0 | 0 |
| N.16.13 | at Hawai'i* | 1 | 1 | 8 | 3 | 11 | 0.0 | 0.0 | 1 | 0 | 0 | 0 |
| N.23.13 | Boise State* | 1 | 1 | 1 | 0 | 1 | 0.0 | 0.0 | 0 | 0 | 0 | 0 |
| N.30.13 | at UNLV* | 1 | 1 | 4 | 1 | 5 | 1.0 | 1.0 | 0 | 0 | 0 | 0 |
| D.21.13 | vs. Buffalo& | 1 | 1 | 4 | 3 | 7 | 0.0 | 0.0 | 0 | 1 | 0 | 0 |
| A.30.14 | Northern Arizona | 1 | 0 | 3 | 0 | 3 | 0.0 | 0.0 | 0 | 0 | 0 | 0 |
| S.6.14 | at 21/23 No. Carolina | 1 | 0 | 2 | 2 | 4 | 0.0 | 0.0 | 0 | 1 | 0 | 0 |
| S.20.14 | at Oregon State | 1 | 0 | 3 | 3 | 6 | 0.5 | 0.0 | 0 | 0 | 0 | 0 |
| S.27.14 | UNLV* | 1 | 1 | 8 | 3 | 11 | 0.0 | 0.0 | 0 | 0 | 0 | 0 |
| 0.3.14 | at Fresno State* | 1 | 1 | 5 | 2 | 7 | 1.0 | 0.0 | 0 | 0 | 0 | 0 |
| 0.10.14 | at New Mexico* | 1 | 1 | 3 | 8 | 11 | 0.5 | 0.0 | 1 | 0 | 0 | 0 |

Bold indicates season high. * - Mountain West game. & - 2013 Famous Idaho Potato Bowl (Bronco Stadium; Boise, Idaho). ^ - 2012 San Diego County Credit Union Poinsettia Bowl (Qualcomm Stadium; San Diego, Calif.). ` - 2011 L+R Carrier New Orleans Bowl.

#46 DAKOTA GORDON

Fullback • Junior • 5-10 • 235 • Clovis, Calif. • Fresno City College

- **At San Diego State:** Hard-nosed, physical player who is not afraid of contact ... Walk-on, who joined SDSU in the spring 2014 after transferring from Fresno City College ... Is listed as the backup to senior Adam Roberts heading into Saturday's game vs. Hawai'i.
- **2014 (Sophomore):** Has played in all six games on the season, starting the opener and all three Mountain West games ... Has 15 carries for 70 yards (4.7 avg.) and six catches for 50 yards (8.3 avg.) ... **vs. Northern Arizona (Aug. 30)** ... Earned the start in the opener vs. Northern Arizona, where he had a 9-yard catch, his first at the Division I level ... **at No. 21/23 North Carolina (Sept. 6)** ... Came off the bench at No. 21/23 North Carolina, where he had a career-high three catches for a career-high 42 yards ... Included in the 42 yards was a career-long 24-yard grab ... The three catches tied for the second most on the team, while the 42 yards tied for third ... **at Oregon State (Sept. 20)** ... Came off the bench again at Oregon State, where he had two catches for minus (-1) yard and attempted his first career rush, a 4-yarder ... **vs. UNLV (Sept. 27)** ... Made his second career start vs. UNLV, carrying four times for 19 yards (4.8 avg.), including an 11-yard run ... **at Fresno State (Oct. 3)** ... Had another good game in another start at Fresno State, rushing for a career-high 42 yards on a career-best six attempts (7.0 avg.) ... **at New Mexico (Oct. 10)** ... Had his third straight start at New Mexico, carrying four times for five yards.
- **2012-13 (At Fresno City College):** Played two years at Fresno City College, helping the Rams win the 2013 North Valley regular season title and a share of the 2012 title ... Earned

all-conference honors as a running back/fullback in 2013, rushing for 243 yards and three touchdowns on 37 carries (6.6 avg.) ... Also added 13 receptions for 153 yards and two scores ... Carried seven times for 35 yards (5.0 avg.) in 2012 and had three catches for 36 yards.

- **High School:** Played his prep ball at Clovis High School, earning all-Valley League DI honors as a senior ... Also was the team MVP ... Over his two years, rushed for 604 yards and six touchdowns on 104 carries (5.8 avg.) to go along with a 24-yard reception ... Also wrestled and was on the track & field team ... Finished second at the 2012 CIF State Championships as a 197-pounder ... Also was an all-league, all-valley, all-masters and all-state pick as a wrestler ... A scholar-athlete.
- **Personal:** Born April 12, 1994, in Clovis, Calif. ... Son of Kelvin and Gina Olivas ... Majoring in economics.

Gordon's Career Statistics

| Season | GP | GS | Rushing | | | | Receiving | | | | | |
|---------------|----------|----------|-----------|-----------|----------|-----------|-----------|----------|-----------|------------|----------|-----------|
| | | | Att. | Yds. | TD | Lg. | No. | Yds. | Avg. | TD | Lg. | |
| 2014 | 6 | 4 | 15 | 70 | 0 | 21 | 0 | 6 | 50 | 8.3 | 0 | 24 |
| Career | 6 | 4 | 15 | 70 | 0 | 21 | 0 | 6 | 50 | 8.3 | 0 | 24 |

Career/2014 Highs: Carries: 6 at Fresno State (10/3/14); Rushing Yards: 42 at Fresno State (10/3/14); Long Rush: 21 at Fresno State (10/3/14); Receptions: 3 at North Carolina (9/6/14); Receiving Yards: 42 at North Carolina (9/6/14); Long Reception: 24 at North Carolina (9/6/14).

Gordon's Career Game-by-Game

| Date | Opponent | GP | GS | Rushing | | | | Receiving | | | |
|---------|-----------------------|----|----|----------|-----------|------------|----|-----------|-----------|----|----|
| | | | | Att. | Yds. | Avg. | TD | No. | Yds. | TD | TD |
| A.30.14 | Northern Arizona | 1 | 1 | 0 | 0 | 0.0 | 0 | 1 | 9 | 0 | 0 |
| S.6.14 | at 21/23 No. Carolina | 1 | 0 | 0 | 0 | 0.0 | 0 | 3 | 42 | 0 | 0 |
| S.20.14 | at Oregon State | 1 | 0 | 1 | 4 | 4.0 | 0 | 2 | -1 | 0 | 0 |
| S.27.14 | UNLV* | 1 | 1 | 4 | 19 | 4.8 | 0 | 0 | 0 | 0 | 0 |
| O.3.14 | at Fresno State* | 1 | 1 | 6 | 42 | 7.0 | 0 | 0 | 0 | 0 | 0 |
| O.10.14 | at New Mexico* | 1 | 1 | 4 | 5 | 1.3 | 0 | 0 | 0 | 0 | 0 |

Bold indicates season high. * - Mountain West game.

#72 DARRELL GREENE

(duh-RELL)

Offensive Line • Junior • 6-4 • 315 • Oakley, Calif. • Freedom HS

- **At San Diego State:** A big body who worked from a backup at right guard after the 2013 spring drills to a starter entering the Ohio State game in the second contest of the 2013 season, where he has remained since ... Is listed once again as the starter at right guard heading into the Hawaii contest ... Has started each of the past 18 games.
- **2014 (Junior):** Was named to the Mountain West preseason fourth team by Phil Steele ... Has started all six games for the Aztecs at right guard ... Made this 13th consecutive start at right guard in the opener vs. Northern Arizona ... Started again at No. 21/23 North Carolina, at Oregon State, against UNLV, at Fresno State and New Mexico.
- **2013 (Sophomore):** Played in all 13 games with 12 consecutive starts to end the season ... Came off the bench to play at right guard in the second half in the opener vs. Eastern Illinois ... Earned his first career start the following week at Ohio State ... Also added tackle on an Aztec turnover ... Started again at right guard vs. Oregon State, at New Mexico State, vs. Nevada, at Air Force, vs. Fresno State, against New Mexico, at San José State, at Hawaii, vs. Boise State, at UNLV and vs. Buffalo ... Also had one tackle on an Aztec turnover.
- **2012 (Freshman):** Played in two games in his first non-redshirt season ... Playing time came against Army and Hawaii.
- **2011 (Redshirt):** Redshirted his first season with the Aztecs.
- **High School:** A two-star recruit by *Rivals.com* ... Received Bay Valley Athletic League first-team honors his senior season ... Recognized by the BVAL as the league's top lineman in 2010 ... Also played basketball for the Falcons, leading the team in rebounds his senior season on his way to all-league honors ... Bay Area "Cream of the Crop" team selection
- **Personal:** Born Oct. 29, 1992, in Decatur, Ga. ... Son of Jacqueline and Johnnie Greene ... Father, Johnnie, played college football ... Picked the Aztecs over Fresno State, Nevada, Utah, Washington State, San José State and Sacramento State ... Majoring in social science.

Greene's Career Statistics

| Season | GP | GS |
|---------------|-----------|-----------|
| 2012 | 2 | 0 |
| 2013 | 13 | 12 |
| 2014 | 6 | 6 |
| Career | 21 | 18 |

Greene's Career Game-by-Game

| Date | Opponent | GP | GS/POS |
|---------|-----------------------|----|--------|
| S.8.12 | Army | 1 | |
| O.6.12 | Hawai'i* | 1 | |
| A.31.13 | Eastern Illinois | 1 | |
| S.7.13 | at No. 3/2 Ohio State | 1 | RG |
| S.21.13 | Oregon State | 1 | RG |
| S.28.13 | at New Mexico State | 1 | RG |
| O.4.13 | Nevada | 1 | RG |
| O.10.13 | at Air Force* | 1 | RG |
| O.26.13 | 15/18 Fresno State* | 1 | RG |
| N.2.13 | New Mexico* | 1 | RG |
| N.9.13 | at San José State* | 1 | RG |
| N.16.13 | at Hawai'i* | 1 | RG |
| N.23.13 | Boise State* | 1 | RG |
| N.30.13 | at UNLV* | 1 | RG |
| D.21.13 | vs. Buffalo& | 1 | RG |
| A.30.14 | Northern Arizona | 1 | RG |
| S.6.14 | at 21/23 No. Carolina | 1 | RG |
| S.20.14 | at Oregon State | 1 | RG |
| S.27.14 | UNLV* | 1 | RG |
| O.3.14 | at Fresno State* | 1 | RG |
| O.10.14 | at New Mexico* | 1 | RG |

* - Mountain West game. & - 2013 Famous Idaho Potato Bowl (Bronco Stadium; Boise, Idaho).

#59 DONNY HAGEMAN

Kicker • Junior • 6-1 • 170 • Covina, Calif. • Mt. San Antonio College

- **At San Diego State:** Joined the Aztecs in the fall and ended up winning the kicking (field goals/PATs) job ... Is expected to be the team's placekicker for the seventh straight game vs. Hawaii ... Has a powerful, accurate leg.
- **2014 (Junior):** Played in all six games, starting as the placekicker ... Is 8-for-9 on field goal attempts and 17-for-17 on PATs ... Has made seven straight field goal tries ... Ranks second on the team with 41 points and seventh in the MW in points per game (6.83) ... His 6.83 points per game are fourth in the league among kickers ... His 1.33 field goals per game rank fourth in the MW and in a tie for 30th in the country ... Is also second in the league in field goal percentage (88.9) and tied for 12th in the nation ... Has a 49-yarder and a 48-yarder, SDSU's longest field goal makes since 2010 ... **vs. Northern Arizona (Aug. 30)** ... Made his SDSU debut in the opener vs. Northern Arizona ... Hit a 48-yard field goal in second quarter, which was the team's first field goal make since Sept. 28, 2013 ... Every other team in the country had made one over that span except for the Aztecs ... The 48-yard field goal was SDSU's longest since Abel Perez hit a 53-yarder vs. UNLV on Nov. 27, 2010 ... Later missed a 46-yarder, but was perfect (5-for-5) on PAT tries ... **at No. 21/23 North Carolina (Sept. 6)** ... Was a perfect 2-for-2 on field goal tries and made all three of his PATs ... Connected on a 49-yarder and a 40-yarder in the fourth quarter ... The first put SDSU up, 24-14, and the second gave the Aztecs a 27-21 lead ... The 49-yard field goal make was a career long and the program's longest since Abel Perez hit a 53-yarder vs. UNLV on Nov. 27, 2010 ... It's also tied for the 22nd longest in the country this season ... Was named a CFPA Honorable Mention Specialist of the Week for his play in the UNC game ... **at Oregon State (Sept. 20)** ... Was the team's placekicker once again at Oregon State, where he made the only extra-point try of the day for SDSU ... **vs. UNLV (Sept. 27)** ... Was 2-for-2 on field goal attempts (24 yards and 31 yards) and 4-for-4 in PAT's ... **at Fresno State (Oct. 3)** ... Accounted for seven of SDSU's 13 points at Fresno State, going 2-for-2 on field goal attempts and 1-for-1 in PAT's ... The made field goals were from 24 and 36 yards ... **at New Mexico (Oct. 10)** ... Made his seventh straight field goal, a 25-yarder, at New Mexico ... Also was 3-for-3 on PAT's.
- **2012-13 (At Mt. SAC):** Played two years at Mt. San Antonio College, where he was a first-team all-Central Conference kicker and punter ... Was the recipient of the Outstanding Specialist Award as a sophomore ... Made 19-of-20 field goal attempts and 54-of-56 PAT's for 111 points

... Had a long field goal of 43 yards ... Also served as punter for the Mounties, recording 35 punts for an average of 42.4 yards ... Had a long punt of 66 yards and landed 12 inside the opponents 20-yard-line ... Also competed in track & field at Mt. SAC.

- **High School:** Was an all-Sierra League and all-area punter at Damien High in La Verne, Calif. ... Also played soccer in high school, and was the Sierra League Champion and CIF qualifier in 110 and 300 hurdles ... A scholar-athlete ... Received two stars from *Rivals.com*.
- **Personal:** Born Feb. 17, 1993, in Covina, Calif. ... Son of Don and Lisa Hageman ... Also had an offer from Indiana State, and received interest from New Mexico, Temple, Washington and Washington State ... Undecided in a major.

Hageman's Career Statistics

Kicking

| Season | GP | GS | FGM | FGA | Pct. | 01-19 | 20-29 | 30-39 | 40-49 | 50+ | Lg. | Blk. |
|---------------|----------|----------|----------|----------|-------------|------------|------------|------------|------------|----------|-----------|----------|
| 2014 | 6 | 6 | 8 | 9 | 88.9 | 0-0 | 3-3 | 2-2 | 3-4 | 0 | 49 | 0 |
| Career | 6 | 6 | 8 | 9 | 88.9 | 0-0 | 3-3 | 2-2 | 3-4 | 0 | 49 | 0 |

Career/2014 Highs: Points: 10 vs. UNLV (9/27/14); Field Goals: 2 at Fresno State (10/3/14), vs. UNLV (9/27/14), at North Carolina (9/6/14); Long Field Goal: 49 at North Carolina (9/6/14).

Hageman's Career Game-by-Game

Kicking

| Date | Opponent | GP | GS | PATs | | FGs | | | Blkd. |
|---------|-----------------------|----|----|------|------|-----|------|------|-------|
| | | | | Md. | Att. | Md. | Att. | Long | |
| A.30.14 | Northern Arizona | 1 | * | 5 | 5 | 1 | 2 | 48 | 0 |
| S.6.14 | at 21/23 No. Carolina | 1 | * | 3 | 3 | 2 | 2 | 49 | 0 |
| S.20.14 | at Oregon State | 1 | * | 1 | 1 | 0 | 0 | 0 | 0 |
| S.27.14 | UNLV* | 1 | * | 4 | 4 | 2 | 2 | 31 | 0 |
| O.3.14 | at Fresno State* | 1 | * | 1 | 1 | 2 | 2 | 36 | 0 |
| O.10.14 | at New Mexico* | 1 | * | 3 | 3 | 1 | 1 | 25 | 0 |

Bold indicates season high. * - Mountain West game. GS - in this category indicates the player was on the field the first time San Diego State was in the field goal formation.

#86 JEMOND HAZELY

Wide Receiver • Junior • 6-1 • 190 • Corona, Calif. • Santiago HS

- **At San Diego State:** Inside slot receiver, who adds depth to the wide receiver corps ... Has played in 16 games over his career with three starts ... Is listed as the No. 2 at the 'X' receiver spot heading into this weekend's game.
- **2014 (Junior):** Has played in all six games this season with three consecutive starts ... Has six catches for 77 yards (12.8 avg.) and a 5-yard rush ... **vs. Northern Arizona (Aug. 30)** ... Played in the opener off the bench vs. Northern Arizona, where he had one catch for seven yards ... **at No. 21/23 North Carolina (Sept. 6)** ... Logged time at No. 21/23 North Carolina, but did not find the stat sheet ... **at Oregon State (Sept. 20)** ... Saw more playing time at Oregon State with Ezell Ruffin out with an injury ... Had a career-long 28-yard catch ... **vs. UNLV (Sept. 27)** ... Made his first career start vs. UNLV, setting career highs with three receptions and 27 yards (9.0 avg.) ... Also added a 5-yard rushing attempt ... **at Fresno State (Oct. 3)** ... Started again at Fresno State, where he had a 15-yard grab ... **at New Mexico (Oct. 10)** ... Started for a third straight game at New Mexico, but did not find the stat sheet.
- **2013 (Sophomore):** Logged four appearances on the season, including the first three games vs. Eastern Illinois, No. 3/2 Ohio State and Oregon State ... Also played in the finale vs. Buffalo in the Famous Idaho Potato Bowl.
- **2012 (Freshman):** Played in six games, mainly on special teams ... Also added a 5-yard run vs. Hawaii ... Other appearances came vs. Army, at Fresno State, vs. Colorado State, at Nevada and vs. UNLV.
- **2011 (Redshirt):** Redshirted his first season with the Aztecs.
- **High School:** Was rated as an all-region prospect by *prepstar.com*, their third-highest possible rating ... A first-team all-league selection each of his final two seasons, converting to wide receiver from quarterback ... Had 59 receptions for 686 yards and one touchdown in 2010 ... Had a 12-yard punt return average and a 22-yard kick return average ... As a junior, had 44 receptions for 695 yards and six touchdowns ... Had seven receptions three times that year, eclipsing the 100-yard plateau twice ... Also played basketball and ran track at Santiago.
- **Personal:** Born July 25, 1993, in Corona, Calif. ... Son of Derrick and Sherrie Hazely ... Also was recruited by New Mexico State, San José State and Washington State ... Is majoring in social science.

Hazely's Career Statistics

| Season | Rushing | | | | | | | Receiving | | | | | |
|---------------|-----------|----------|----------|-----------|------------|----------|----------|-----------|----------|-----------|-------------|----------|-----------|
| | GP | GS | Att. | Yds. | Avg. | TD | Lg. | 100+ | No. | Yds. | Avg. | TD | Lg. |
| 2012 | 6 | 0 | 1 | 5 | 5.0 | 0 | 5 | 0 | 0 | 0 | 0.0 | 0 | 0 |
| 2013 | 4 | 0 | 0 | 0 | 0.0 | 0 | 0 | 0 | 0 | 0 | 0.0 | 0 | 0 |
| 2014 | 6 | 3 | 1 | 5 | 5.0 | 0 | 5 | 0 | 6 | 77 | 12.8 | 0 | 28 |
| Career | 16 | 3 | 2 | 10 | 5.0 | 0 | 5 | 0 | 6 | 77 | 12.8 | 0 | 28 |

Career Highs: Receptions: 3 vs. UNLV (9/27/14); Receiving Yards: 28 at Oregon State (9/20/14); Long Reception: 28 at Oregon State (9/20/14); Carries: 1 vs. UNLV (9/27/14), vs. Hawaii (10/6/12); Rushing Yards: 5 vs. UNLV (9/27/14), vs. Hawaii (10/6/12); Long Rush: 5 vs. UNLV (9/27/14), vs. Hawaii (10/6/12).

2014 Highs: Receptions: 3 vs. UNLV (9/27/14); Receiving Yards: 27 vs. UNLV (9/27/14); Long Reception: 28 at Oregon State (9/20/14); Carries: 1 vs. UNLV (9/27/14); Rushing Yards: 5 vs. UNLV (9/27/14); Long Rush: 5 vs. UNLV (9/27/14).

Hazely's Career Game-by-Game

Receiving

| Date | Opponent | GP | GS | No. | Yds. | Avg. | Lg. | TD | TD Lengths |
|---------|-----------------------|----|----|-----|--------------|------|-----|----|------------|
| S.1.12 | at Washington | | | --- | Did Not Play | --- | | | |
| S.8.12 | Army | 1 | 0 | 0 | 0 | 0.0 | 0 | 0 | |
| S.15.12 | North Dakota | | | --- | Did Not Play | --- | | | |
| S.22.12 | San José State | | | --- | Did Not Play | --- | | | |
| S.29.12 | at Fresno State* | 1 | 0 | 0 | 0 | 0.0 | 0 | 0 | |
| O.6.12 | Hawaii* | 1 | 0 | 0 | 0 | 0.0 | 0 | 0 | |
| O.13.12 | Colorado State* | 1 | 0 | 0 | 0 | 0.0 | 0 | 0 | |
| O.20.12 | at Nevada* | 1 | 0 | 0 | 0 | 0.0 | 0 | 0 | |
| O.27.12 | UNLV* | 1 | 0 | 0 | 0 | 0.0 | 0 | 0 | |
| N.3.12 | at 19/14 Boise State* | | | --- | Did Not Play | --- | | | |
| N.10.12 | Air Force* | | | --- | Did Not Play | --- | | | |
| N.24.12 | at Wyoming* | | | --- | Did Not Play | --- | | | |
| D.20.12 | vs. Brigham Young^ | | | --- | Did Not Play | --- | | | |
| A.31.13 | Eastern Illinois | 1 | 0 | 0 | 0 | 0.0 | 0 | 0 | |
| S.7.13 | at 3/2 Ohio State | 1 | 0 | 0 | 0 | 0.0 | 0 | 0 | |
| S.21.13 | Oregon State | 1 | 0 | 0 | 0 | 0.0 | 0 | 0 | |
| S.28.13 | at New Mexico State | | | --- | Did Not Play | --- | | | |
| O.4.13 | Nevada* | | | --- | Did Not Play | --- | | | |
| O.10.13 | at Air Force* | | | --- | Did Not Play | --- | | | |
| O.26.13 | 15/18 Fresno State* | | | --- | Did Not Play | --- | | | |
| N.2.13 | New Mexico* | | | --- | Did Not Play | --- | | | |
| N.9.13 | at San José State* | | | --- | Did Not Play | --- | | | |
| N.16.13 | at Hawaii* | | | --- | Did Not Play | --- | | | |
| N.23.13 | Boise State* | | | --- | Did Not Play | --- | | | |
| N.30.13 | at UNLV* | | | --- | Did Not Play | --- | | | |
| D.21.13 | vs. Buffalo* | 1 | 0 | 0 | 0 | 0.0 | 0 | 0 | |
| A.30.14 | Northern Arizona | 1 | 0 | 1 | 7 | 7.0 | 7 | 0 | |
| S.6.14 | at 21/23 No. Carolina | 1 | 0 | 0 | 0 | 0.0 | 0 | 0 | |
| S.20.14 | at Oregon State | 1 | 0 | 1 | 28 | 28.0 | 28 | 0 | |
| S.27.14 | UNLV* | 1 | 1 | 3 | 27 | 9.0 | 13 | 0 | |
| O.3.14 | at Fresno State* | 1 | 1 | 1 | 15 | 15.0 | 15 | 0 | |
| O.10.14 | at New Mexico* | 1 | 1 | 0 | 0 | 0.0 | 0 | 0 | |

Bold indicates season high. * - Mountain West game. ^ - 2012 San Diego County Credit Union Poinsettia Bowl (Qualcomm Stadium; San Diego, Calif.). & - 2013 Famous Idaho Potato Bowl (Bronco Stadium; Boise, Idaho).

#92 CHRISTIAN HEYWARD

Defensive Line • Junior • 6-3 • 300 • Point Loma, Calif. • USC

- **At San Diego State:** Big body, who signed with the Aztecs in February 2014 ... Missed most of fall camp with an injury sustained in the summer ... Is expected to backup left defensive end to Jon Sanchez for the Hawaii contest.
- **2014 (Junior):** Played in four games after missing the first two with an injury ... Has four tackles on the season, to go along with a sack (and TFL) and pass breakup ... **vs. Northern Arizona (Aug. 30)** ... Did not play in the opener vs. Northern Arizona after suffering an injury in the summer ... **at No. 21/23 North Carolina (Sept. 6)** ... Did not travel for the

game at No. 21/23 North Carolina ... **at Oregon State (Sept. 20)** ... Suited up for the first time as an Aztec at Oregon State ... Logged snaps off the bench, but did not record a stat ... **vs. UNLV (Sept. 27)** ... Made his first tackle as an Aztec against UNLV ... **at Fresno State (Oct. 3)** ... Made one tackle, a 1-yard sack (and TFL), at Fresno State and also had a PBU ... The sack, TFL & PBU were all the first of his career ... **at New Mexico (Oct. 10)** ... Came up with two tackles, which tied a career high, at New Mexico.

- **2011-12 (at USC):** Played in five games at USC ... Logged appearances in five games as a redshirt freshman in 2012, where he had three tackles and a fumble recovery ... Sat out the 2011 campaign as a redshirt with the Trojans before undergoing shoulder surgery.
- **High School:** Received all-CIF San Diego Section distinction and earned Western League Defensive Player of the Year honors as a senior at Point Loma High after logging 86 tackles, eight sacks and three fumble recoveries ... Landed on three prep All-America squads, including SuperPrep, PrepStar and Under Armour ... Was also named to numerous honors lists, including ESPN 150, Rivals 100, SuperPrep all-Farwest, PrepStar all-West, Orange County Register Fab 15 second team, MaxPreps all-state second team, Cal-Hi Sports all-state medium schools first team and Tacoma News Tribune Western 100 ... Made 66 tackles and nine sacks as junior in 2009 to go with six deflections, three forced fumbles and two fumble recoveries ... Out of high school was a four-star recruit by *Rivals.com*, *Scout.com*, *ESPN.com* and *247sports.com* ... Was rated as the sixth-best defensive tackle in the 2011 class by Rivals, eighth-best by 247sports, ninth best by ESPN and 20th best by Scout ... Overall was ranked 94th by Rivals, 102nd by 247sports and 11th by ESPN ... Received a grade of 95 by 247sports and 81 by ESPN.
- **Personal:** Originally picked USC out of high school over offers from Arizona, Arizona State, Arkansas, Boise State, California, Colorado State, Miami (Fla.), Nebraska, Oklahoma State, Oregon, Oregon State, SDSU, Stanford, UCLA, USC, Utah, Washington and Washington State ... Is majoring in public administration.

Heyward's Career Statistics

*at USC

| Season | GP | GS | UA | A | TT | TFL | Sk | Int. | PBU | FF | FR |
|---------------|----------|----------|----------|----------|----------|------------|------------|----------|----------|----------|----------|
| 2012* | 5 | 0 | 1 | 2 | 3 | 0.0 | 0.0 | 0 | 0 | 0 | 1 |
| 2014 | 4 | 0 | 2 | 2 | 4 | 1.0 | 1.0 | 0 | 1 | 0 | 0 |
| Career | 9 | 0 | 3 | 4 | 7 | 1.0 | 1.0 | 0 | 1 | 0 | 1 |

Career Highs: Tackles: 2 at New Mexico (10/10/14), vs. Colorado (10/20/12); Tackles For Loss: 1.0 at Fresno State (10/3/14); Sacks: 1.0 at Fresno State (10/3/14); Passes Broken Up: 1 at Fresno State (10/3/14); Fumble Recoveries: 1 vs. Hawaii (9/1/12).

2014 Highs: Tackles: 2 at New Mexico (10/10/14); Tackles For Loss: 1.0 at Fresno State (10/3/14); Sacks: 1.0 at Fresno State (10/3/14); Passes Broken Up: 1 at Fresno State (10/3/14).

Heyward's Career Game-by-Game

| Date | Opponent | GP | GS | UA | A | TT | TFL | Sk. | Int. | PBU | FF | FR |
|----------|-----------------------|--------------------------------|----|----|---|----|-----|-----|------|-----|----|----|
| 9.1.12 | Hawaii | 1 | 0 | 0 | 0 | 0 | 0.0 | 0.0 | 0 | 0 | 0 | 1 |
| 9.8.12 | at Syracuse | 1 | 0 | 0 | 1 | 0 | 0.0 | 0.0 | 0 | 0 | 0 | 0 |
| 9.15.12 | at Stanford# | 1 | 0 | 0 | 0 | 0 | 0.0 | 0.0 | 0 | 0 | 0 | 0 |
| 9.22.12 | California# | 1 | 0 | 0 | 0 | 0 | 0.0 | 0.0 | 0 | 0 | 0 | 0 |
| 10.20.12 | Colorado# | 1 | 0 | 1 | 1 | 2 | 0.0 | 0.0 | 0 | 0 | 0 | 0 |
| A.30.14 | Northern Arizona | --- Did Not Play - Injured --- | | | | | | | | | | |
| S.6.14 | at 21/23 No. Carolina | --- Did Not Play - Injured --- | | | | | | | | | | |
| S.20.14 | at Oregon State | 1 | 0 | 0 | 0 | 0 | 0.0 | 0.0 | 0 | 0 | 0 | 0 |
| S.27.14 | UNLV* | 1 | 0 | 0 | 1 | 1 | 0.0 | 0.0 | 0 | 0 | 0 | 0 |
| O.3.14 | at Fresno State* | 1 | 0 | 1 | 0 | 1 | 1.0 | 1.0 | 0 | 1 | 0 | 0 |
| O.10.14 | at New Mexico* | 1 | 0 | 1 | 1 | 2 | 0.0 | 0.0 | 0 | 0 | 0 | 0 |

Bold indicates season high. # - Pac-12 game. * - Mountain West game.

#85 MIKAH HOLDER

Wide Receiver • TR-Freshman • 6-0 • 185 • Oceanside, Calif. • Oceanside HS

- **At San Diego State:** An athletic, playmaking true freshman, who worked into the playing mix with injuries to starters Ezell Ruffin and Eric Judge ... Is listed third on the depth chart at the 'X' wide receiver heading into the Hawaii contest, but still could see action ... **Brother, King, lettered** at SDSU from 2011-13 at cornerback.
- **2014 (Freshman):** Has played in three games as a true freshman, making three catches for 33 yards (11.0 avg.) ... **vs. Northern Arizona (Aug. 30)** ... Was on the travel squad, but did not see action vs. Northern Arizona ... **at No. 21/23 North Carolina (Sept. 6)** ... Did not make the trip to No. 21/23 North Carolina ... **at Oregon State (Sept. 20)** ... Was on

the travel squad to Oregon State, but did not appear in the game ... **vs. UNLV (Sept. 27)** ... Played in his first career collegiate game vs. UNLV, making three catches for 33 yards (11.0 avg.) ... The three grabs were tied for the second most on the team ... **at Fresno State (Oct. 3)** ... Played at Fresno State without recording a stat ... **at New Mexico (Oct. 10)** ... Played again at New Mexico, but did not find the stat sheet.

- **High School:** Played at nearby Oceanside High School, which had five alumni on the 2013 Aztec squad ... Recorded team highs of 41 receptions for 1,229 yards and 11 touchdowns as a senior in 2013 ... Also recorded 29 total tackles and one passes defended on defense ... Had 42 catches for 825 yards and 11 touchdowns as a junior in 2012 ... Is a three-star recruit by *Rivals.com*, *Scout.com*, *ESPN.com* and *247sports.com* ... Received a grade of 87 by 247sports and 75 by ESPN ... Finished as the 85th-best receiver in the 2014 class.
- **Personal:** Picked SDSU over offers from Arizona, Brigham Young, Idaho, Nevada, San José State, Utah and Yale ... Majoring in social science.

Holder's Career Statistics

| Season | GP | GS | Rec. | Yds. | Avg. | Long | TD |
|---------------|----------|----------|----------|-----------|-------------|-----------|----------|
| 2014 | 3 | 0 | 3 | 33 | 11.0 | 15 | 0 |
| Career | 3 | 0 | 3 | 33 | 11.0 | 15 | 0 |

Career/2014 Highs: Receptions: 3 vs. UNLV (9/27/14); Receiving Yards: 33 vs. UNLV (9/27/14); Long Reception: 15 vs. UNLV (9/27/14).

Holder's Career Game-by-Game

| Date | Opponent | GP | GS | No. | Yds. | Avg. | Lg. | TD | TD Lengths |
|---------|-----------------------|----------------------|----|-----|------|------|-----|----|------------|
| A.30.14 | Northern Arizona | --- Did Not Play --- | | | | | | | |
| S.6.14 | at 21/23 No. Carolina | --- Did Not Play --- | | | | | | | |
| S.20.14 | at Oregon State | --- Did Not Play --- | | | | | | | |
| S.27.14 | UNLV* | 1 | 0 | 3 | 33 | 11.0 | 15 | 0 | |
| O.3.14 | at Fresno State* | 1 | 0 | 0 | 0 | 0.0 | 0 | 0 | |
| O.10.14 | at New Mexico& | 1 | 0 | 0 | 0 | 0.0 | 0 | 0 | |

Bold indicates season high. * - Mountain West game.

#81 ERIC JUDGE

Wide Receiver • Sophomore • 6-1 • 190 • San Diego, Calif. • San Diego HS

- **At San Diego State:** Good route-runner, who saw more playing time as the season wore on last year ... Has good hands ... Is listed as the starting 'X' wide receiver for the Hawaii contest.
- **2014 (Sophomore):** Has played in five games with two starts, missing the UNLV game with an injury ... Leads the Aztecs in receiving yards (210), is tied for first in receptions (12) and touchdown catches (1) ... **Is averaging 17.5 yards per catch** ... **vs. Northern Arizona (Aug. 30)** ... Came off the bench in the opener vs. Northern Arizona and made a team-high five catches for 51 yards (10.2 avg.) ... **at No. 21/23 North Carolina (Sept. 6)** ... Had three catches for a career-high 94 yards and a touchdown in his second career start at No. 21/23 North Carolina ... The 94 yards were the most on the team and the second most in the game ... The touchdown was a career-long 56-yard catch from Quinn Kaehler in the second quarter which tied the game up at 7-7 ... **at Oregon State (Sept. 20)** ... Made two catches for 15 yards (7.5 avg.) in another start at Oregon State ... **vs. UNLV (Sept. 27)** ... Missed the UNLV game after a knee injury earlier in the week ... **at Fresno State (Oct. 3)** ... Came back to play at Fresno State off the bench, but did not make a catch ... Had a tackle on an Aztec turnover ... **at New Mexico (Oct. 10)** ... Had two catches for 50 yards in a reserve role at New Mexico, including a 43-yard grab.
- **2013 (Freshman):** Played in all 13 games with one start without recording a stat until the Nevada contest (game No. 5) ... Had 13 receptions for 218 yards (16.8 avg.) and three receiving touchdowns ... The 16.8 catch average led the team (min. 5 catches) ... Also had a 6-yard rush and returned five kickoffs for 113 yards (22.6 avg.) ... The 22.6 kick return average ranked second on the team ... His three receiving touchdowns were tied with Adam Roberts and Ezell Ruffin for second on the squad ... Came off the bench in the opener vs. Eastern Illinois, but did not record a stat ... Played again off the bench at No. 3/2 Ohio State without making a stat ... Came off the bench against Oregon State, but did not get on the stat sheet ... Played once again at New Mexico State without a stat ... Had a breakout game vs. Nevada, earning his first start with Colin Lockett going down with an injury ... Ended up with six receptions for 54 yards (9.0 avg.) and two touchdowns ... The final touchdown in overtime clinched the win for the Aztecs ... Caught one pass off the bench at Air Force, which ended up being a 44-yard touchdown ... The score put SDSU up, 6-0 (the Aztecs missed the PAT) and the 44-yard catch was the longest of his career ... Also returned a kickoff a career-long 35 yards ... Had two re-

ceptions off the bench for 51 yards (25.5 avg.), including a long of 30 yards, vs. No. 15/18 Fresno State ... Had a 3-yard catch and his first career rush, a 6-yarder, vs. New Mexico ... Logged playing time at San José State without making the stat sheet ... Saw time at Hawai'i, but did not record a stat ... Saw time again vs. Boise State without finding the stat sheet ... Had a 21-yard reception at UNLV, his first catch since the New Mexico game four contests before ... Posted two catches for 45 yards vs. Buffalo in the Famous Idaho Potato Bowl, including a 37-yard grab.

- **2012 (Redshirt):** Redshirted as a true freshman.
- **High School:** Played locally at San Diego High on both sides of the ball ... Had three games with 100 or more yards receiving as a senior, highlighted by 178 yards and three touchdowns against Clairemont High ... Also added 435 yards and two touchdowns on the ground last season ... On defense during his senior year, tallied 26 tackles along with two interceptions ... Ran the 100-meter with a time of 10.8 in 2010 ... Earned a *Scouts, Inc.* grade of 45 and was a three-star recruit by *Scout.com*.
- **Personal:** Born July 28, 1993, in San Diego, Calif. ... Son of Ravheedah Potter ... Also considered UCLA, Air Force and Fresno State ... Undecided on a major.

Judge's Career Statistics

| Season | Rushing | | | | | | | Receiving | | | | | |
|---------------|-----------|----------|----------|----------|------------|----------|----------|-----------|-----------|------------|-------------|----------|-----------|
| | GP | GS | Att. | Yds. | Avg. | TD | Lg. | 100+ | No. | Yds. | Avg. | TD | Lg. |
| 2013 | 13 | 1 | 1 | 6 | 6.0 | 0 | 0 | 0 | 13 | 218 | 16.8 | 3 | 44 |
| 2014 | 5 | 2 | 0 | 0 | 0.0 | 0 | 0 | 0 | 12 | 210 | 17.5 | 1 | 56 |
| Career | 18 | 3 | 1 | 6 | 6.0 | 0 | 0 | 0 | 25 | 428 | 17.1 | 4 | 56 |

Career Highs: Carries: 1 vs. New Mexico (11/2/13); Rushing Yards: 6 vs. New Mexico (11/2/13); Long Rush: 6 vs. New Mexico (11/2/13); Receptions: 6 vs. Nevada (10/4/13); Receiving Yards: 94 at North Carolina (9/6/14); Receiving Touchdowns: 2 vs. Nevada (10/4/13); Long Reception: 56 at North Carolina (9/6/14); Kick Returns: 4 vs. Nevada (10/4/13); Kick Return Yards: 78 vs. Nevada (10/4/13); Long Kick Return: 35 at Air Force (10/10/13).

2014 Highs: Receptions: 5 vs. Northern Arizona (8/30/14); Receiving Yards: 94 at North Carolina (9/6/14); Receiving Touchdowns: 1 at North Carolina (9/6/14); Long Reception: 56 at North Carolina (9/6/14).

Judge's Career Game-by-Game

| Receiving | | | | | | | | | | | | |
|-----------|-----------------------|--------------------------------|----|-----|------|------|-----|----|------------|--|--|--|
| Date | Opponent | GP | GS | No. | Yds. | Avg. | Lg. | TD | TD Lengths | | | |
| A.31.13 | Eastern Illinois | 1 | 0 | 0 | 0 | 0.0 | 0 | 0 | | | | |
| S.7.13 | at 3/2 Ohio State | 1 | 0 | 0 | 0 | 0.0 | 0 | 0 | | | | |
| S.21.13 | Oregon State | 1 | 0 | 0 | 0 | 0.0 | 0 | 0 | | | | |
| S.28.13 | at New Mexico State | 1 | 0 | 0 | 0 | 0.0 | 0 | 0 | | | | |
| O.4.13 | Nevada* | 1 | 1 | 6 | 54 | 9.0 | 18 | 2 | 5, 13 | | | |
| O.10.13 | at Air Force* | 1 | 0 | 1 | 44 | 44.0 | 44 | 1 | 44 | | | |
| O.26.13 | 15/18 Fresno State* | 1 | 0 | 2 | 51 | 25.5 | 30 | 0 | | | | |
| N.2.13 | New Mexico* | 1 | 0 | 1 | 3 | 3.0 | 3 | 0 | | | | |
| N.9.13 | at San José State* | 1 | 0 | 0 | 0 | 0.0 | 0 | 0 | | | | |
| N.16.13 | at Hawai'i* | 1 | 0 | 0 | 0 | 0.0 | 0 | 0 | | | | |
| N.23.13 | Boise State* | 1 | 0 | 0 | 0 | 0.0 | 0 | 0 | | | | |
| N.30.13 | at UNLV* | 1 | 0 | 1 | 21 | 21.0 | 21 | 0 | | | | |
| D.21.13 | vs. Buffalo& | 1 | 0 | 2 | 45 | 22.5 | 37 | 0 | | | | |
| A.30.14 | Northern Arizona | 1 | 0 | 5 | 51 | 10.2 | 14 | 0 | | | | |
| S.6.14 | at 21/23 No. Carolina | 1 | 1 | 3 | 94 | 31.3 | 56 | 1 | 56 | | | |
| S.20.14 | at Oregon State | 1 | 1 | 2 | 15 | 7.5 | 9 | 0 | | | | |
| S.27.14 | UNLV* | --- Did Not Play - Injured --- | | | | | | | | | | |
| O.3.14 | at Fresno State* | 1 | 0 | 0 | 0 | 0.0 | 0 | 0 | | | | |
| O.10.14 | at New Mexico* | 1 | 0 | 2 | 50 | 25.0 | 43 | 0 | | | | |

Bold indicates season high. * - Mountain West game. & - 2013 Famous Idaho Potato Bowl (Bronco Stadium, Boise, Idaho).

#18 QUINN KAEHLER (KAY-ler)

Quarterback • Senior • 6-4 • 215 • Pleasant Hill, Calif. • Diablo Valley College

- **At San Diego State:** Joined the Aztecs for the 2013 spring drills as a walk-on ... Was named the starter for the Oregon State game at team's weekly press conference on Sept. 10, 2013 and started again the final 10 contests of the year and the first four games this season ... Missed the Fresno State game and was expected to miss the New Mexico contest with a sprained

shoulder, but came back to play in the second half ... Is 10-5 as the starting quarterback over his career, passing for 16 touchdowns against four interceptions in the wins ... Has six career game-winning drives (an offensive scoring drive in the fourth quarter or overtime that put the winning team ahead for the last time), all last year, which is tied with Ohio State's Braxton Miller (2011-13) for the second most in the country among active FBS players ... An accurate passer who can throw on the run ... Had a streak of 14 straight games with at least 200 passing yards snapped at Oregon State on Sept. 20, which is the longest streak by an Aztec since at least 1996 (last 18 seasons) and was the third-longest active streak in the nation (FBS).

- **2014 (Senior):** Was named a player to watch by *Lindy's* ... Is 72-for-124 for 871 yards and two touchdowns against seven interceptions on the season ... Has a 111.10 pass efficiency rating ... Ranks seventh in the MW in passing yards per game (174.20), despite only playing the second half at New Mexico ... **vs. Northern Arizona (Aug. 30)** ... Started for the 12th consecutive game in the opener vs. Northern Arizona, where he was 18-for-29 for 205 yards and a touchdown with one interception ... Completed a pass to 10 different receivers, including a 2-yard TD pass to Robert Craighead ... **at No. 21/23 North Carolina (Sept. 6)** ... Passed for a career-high 341 yards and a touchdown at No. 21/23 North Carolina, completing 23 of 39 attempts with three interceptions ... The touchdown was a 56-yard strike to Eric Judge ... Had five passes for at least 20 yards in all, including a long of 59 yards to Ezell Ruffin ... Threw a pass to nine different receivers ... **at Oregon State (Sept. 20)** ... Had his streak of 14 games with at least 200 yards passing snapped at Oregon State, where he was 14-for-26 for 106 yards, no touchdowns and two interceptions ... At the time, that was the third-longest active streak in the country ... **vs. UNLV (Sept. 27)** ... Was 16-for-27 for 209 yards against UNLV, breaking 200 yards for the 15th time in 16 games ... Did not throw for a touchdown or an interception ... **at Fresno State (Oct. 3)** ... Did not travel to Fresno State after spraining his throwing shoulder late in the previous game vs. UNLV ... **at New Mexico (Oct. 10)** ... Was expected to miss the New Mexico game with the same throwing shoulder injury, but made the travel squad late in the week ... Ended up playing the whole second half off the bench, going 1-for-3 for 10 yards and an interception.

- **2013 (Junior):** Played in 12 games in his first year of Division I football, starting the final 11, and throwing for 3,007 yards and 19 touchdowns ... Became the ninth Aztec in program history (13th time overall) to pass for 3,000 yards in a season ... Was 232-for-389 (59.6 percent) with a 136.06 passing efficiency ... Also added a rushing touchdown ... Had six game-winning drives (see above for definition), which led the nation (next highest was three) ... Ranked 29th in the country in passing yards per game (250.6), despite not playing in the opener and coming off the bench at No. 3/2 Ohio State ... Also ranked 32nd in completions per game (19.33), 36th in passing yards per completion (12.96) and 46th in total offense per game (241.5) ... Threw for at least 200 yards in all 12 appearances and two or more touchdown passes in seven games ... Had just six interceptions over his final 323 passing attempts of the season. In three of those interceptions, the ball hit an Aztec receiver first ... Was named the team's Co-Offensive Player of the Year and was also named to the MW Fall All-Academic Team ... Did not play vs. Eastern Illinois, but was listed as the backup to Adam Dingwell ... Came off the bench after three series at No. 3/2 Ohio State, going 22-for-36 (61.1 percent) for 216 yards and a touchdown ... Also threw an interception, but owned a 115.12 passing efficiency ... Completed his first career Division I five passes in the game ... Led the Aztecs to their first passing touchdown of the season in the third quarter, going 4-for-4 for 55 yards and a 2-yard touchdown pass to Chad Young ... Became just the second walk-on quarterback in the country to start a game (Texas Tech's Baker Mayfield) in the Oregon State contest ... Made the most of it, passing for 251 yards and two touchdowns, while going 16-for-25 and a 158.74 pass efficiency rating ... It was one of the best debuts by an Aztec starting quarterback in program history ... The 30 points scored were the most in a SDSU starting quarterback debut since Sept. 5, 1997, when Kevin McKechnie led the Aztecs to a 45-31 win vs. Navy ... Other impressive feats by: 16 completions were the most since Oct. 11, 2008, when Drew Westling had 18 vs. Air Force; 251 yards were the most since Aug. 30, 2008, when Ryan Lindley threw for 352 vs. Cal Poly; 158.74 pass efficiency rating was the highest since Sept. 5, 1997, when Kevin McKechnie had a 291.82; 64.0 completion percentage was the highest since Sept. 5, 1997, when Kevin McKechnie had an 80.0 ... Passed for 229 yards in another start at New Mexico State, completing 22-of-34 passes ... Threw for 286 yards vs. Nevada ... Completed 23-of-32 passes with a career-best three touchdowns ... The 23 completions were a D-I high ... Finished with a passing efficiency of 177.89 ... Was named a Manning Award Star of the Week on Oct. 7 for his effort ... Threw for 249 yards and tied a career-high with three touchdown passes at Air Force ... Was 15-for-26 in the game, connecting on touchdown passes of 62, 44 and 20 yards ... Had his streak of 77 passes without an interception snapped in the second quarter ... Threw for a career-high 337 yards vs. No. 15/18 Fresno State, going 21-for-39, to become the 24th quarterback in school history with a 300-yard passing game ... It was the most by an Aztec

quarterback since Ryan Lindley threw for 350 vs. Boise State on Nov. 19, 2011 and was the 84th most in a game in school history ... His 121.30 pass efficiency rating was higher than Fresno State's Heisman candidate Derek Carr (116.90) ... Threw for 201 yards against New Mexico, going 16-for-21 with two touchdowns and no interceptions ... Ended up setting career highs in completion percentage (76.19) and pass efficiency (188.02) ... The 188.02 pass efficiency rating was the highest by an Aztec quarterback since Ryan Katz posted a 228.58 vs. North Dakota on Sept. 15, 2012 ... Both touchdown strikes went to Ezell Ruffin, the first on a 75-yard pass on the opening play of the game and the second on a 24-yarder in the third quarter ... Passed for 235 yards (18-for-31) with two touchdowns and one interception at San José State ... Threw for 265 yards with a touchdown in SDSU's win at Hawaii' ... Was 23-for-37 for 288 yards and two touchdowns (and one interception) against Boise State ... The biggest pass came on the final play of the game, when he found Colin Lockett near the right pylon from 10 yards for the game winner in overtime ... Started the game 6-for-6 for 73 yards ... Passed for 239 yards and a touchdown (also two interceptions) at UNLV, posting career highs of 24 completions and 46 attempts ... Was 15-for-28 for 211 yards, two touchdowns and no interceptions vs. Buffalo in the Famous Idaho Potato Bowl ... Also had his first career rushing touchdown, a career-long 29 yarder in the first quarter.

- **2011-12 (at Diablo Valley College):** Played two years at Diablo Valley College from 2011-12, captaining his 2012 squad ... In 2012 was 309-for-511 (60.5 percent) for 4,044 yards and 38 touchdowns against 12 interceptions en route to being named the Mid-Eastern Conference MVP.
- **High School:** Threw for 1,538 yards and seven touchdowns as a senior at California High School ... Also rushed for 79 yards and two touchdowns ... Was 9-for-10 for 262 yards and two touchdowns in a game vs. Livermore ... Played in five games as a junior, completing 10-of-15 passes for 151 yards.
- **Personal:** Born July 11, 1992, in Alameda, Calif. ... Son of Kim and Bob Kaehler ... Majoring in finance.

Kaehler's Career Statistics

| Season | GP | Passing | | | | | | | Rushing | | | |
|---------------|-----------|-----------|------------|------------|-------------|-----------|-----------|--------------|---------------|-----------|-------------|----------|
| | | GS | Att. | Cmp. | Pct. | Int. | TD | Yds. | Rtg. | Att. | Yds. | TD |
| 2013 | 12 | 11 | 389 | 232 | 59.6 | 9 | 19 | 3,007 | 136.06 | 49 | -109 | 1 |
| 2014 | 5 | 4 | 124 | 72 | 58.1 | 7 | 2 | 871 | 111.10 | 6 | -40 | 0 |
| Career | 17 | 15 | 513 | 304 | 59.3 | 16 | 21 | 3,878 | 130.03 | 55 | -149 | 1 |

Career Highs: Attempts: 46 at UNLV (11/30/13); Completions: 24 at UNLV (11/30/13); Passing Yards: 341 at North Carolina (9/6/14); Long Pass: 80 vs. Oregon State (9/21/13); Passing Touchdowns: 3 at Air Force (10/10/13), vs. Nevada (10/4/13); Completion Pct. (min. 12 att.): 76.19 (16-for-21) vs. New Mexico (11/2/13); Efficiency Rating: 188.02 New Mexico (11/2/13); Carries: 9 at Ohio State (9/7/13); Rushing Yards: 12 at Air Force (10/10/13); Long Rush: 29 vs. Buffalo (12/21/13); Rushing Touchdowns: 1 vs. Buffalo (12/21/13).

2014 Highs: Attempts: 39 at North Carolina (9/6/14); Completions: 23 at North Carolina (9/6/14); Passing Yards: 341 at North Carolina (9/6/14); Long Pass: 59 at North Carolina (9/6/14); Passing Touchdowns: 1 at North Carolina (9/6/14), vs. Northern Arizona (8/30/14); Completion Pct. (min. 12 att.): 62.07 (18-for-29) vs. Northern Arizona (8/30/14); Efficiency Rating: 125.93 vs. Northern Arizona (8/30/14); Carries: 3 at Oregon State (9/20/14); Rushing Yards: -2 at North Carolina (9/6/14); Long Rush: N/A.

Kaehler's Career Game-by-Game

| Passing | | | | | | | | | | | | |
|---------|---------------------|----------------------|----|-----------|-----------|-------------|------|----|------|---------------|--|--|
| Date | Opponent | GP | GS | Att. | Cmp. | Pct. | Int. | TD | Yds. | Rtg. | | |
| A.31.13 | Eastern Illinois | --- Did not play --- | | | | | | | | | | |
| S.7.13 | at 3/2 Ohio State | 1 | 0 | 36 | 22 | 61.1 | 1 | 1 | 216 | 115.12 | | |
| S.21.13 | Oregon State | 1 | 1 | 25 | 16 | 64.0 | 2 | 2 | 251 | 158.74 | | |
| S.28.13 | at New Mexico State | 1 | 1 | 34 | 22 | 64.7 | 0 | 0 | 229 | 121.28 | | |
| O.4.13 | Nevada* | 1 | 1 | 32 | 23 | 71.9 | 0 | 3 | 286 | 177.89 | | |
| O.10.13 | at Air Force* | 1 | 1 | 26 | 15 | 57.7 | 1 | 3 | 249 | 168.52 | | |
| O.26.13 | 15/18 Fresno State* | 1 | 1 | 39 | 21 | 53.9 | 1 | 0 | 337 | 121.30 | | |
| N.2.13 | New Mexico* | 1 | 1 | 21 | 16 | 76.2 | 0 | 2 | 201 | 188.02 | | |
| N.9.13 | at San José State* | 1 | 1 | 31 | 18 | 58.1 | 1 | 2 | 235 | 136.58 | | |
| N.16.13 | at Hawaii'* | 1 | 1 | 34 | 17 | 50.0 | 0 | 1 | 265 | 125.18 | | |
| N.23.13 | Boise State* | 1 | 1 | 37 | 23 | 62.2 | 1 | 2 | 288 | 139.98 | | |
| N.30.13 | at UNLV* | 1 | 1 | 46 | 24 | 52.2 | 2 | 1 | 239 | 94.30 | | |
| D.21.13 | vs. Buffalo& | 1 | 1 | 28 | 15 | 53.6 | 0 | 2 | 211 | 140.44 | | |
| A.30.14 | Northern Arizona | 1 | 1 | 29 | 18 | 62.1 | 1 | 1 | 205 | 125.93 | | |

| | | | | | | | | | | | | |
|---------|-----------------------|--------------------------------|---|-----------|-----------|------|---|---|------------|--------|--|--|
| S.6.14 | at 21/23 No. Carolina | 1 | 1 | 39 | 23 | 59.0 | 3 | 1 | 341 | 125.50 | | |
| S.20.14 | at Oregon State | 1 | 1 | 26 | 14 | 53.9 | 1 | 0 | 106 | 72.71 | | |
| S.27.14 | UNLV* | 1 | 1 | 27 | 16 | 59.3 | 0 | 0 | 209 | 124.28 | | |
| O.3.14 | at Fresno State* | --- Did Not Play - Injured --- | | | | | | | | | | |
| O.10.14 | at New Mexico* | 1 | 0 | 3 | 1 | 33.3 | 1 | 0 | 10 | -5.33 | | |

Bold indicates season high. * - Mountain West game. & - 2013 Famous Idaho Potato Bowl (Bronco Stadium; Boise, Idaho).

#23 DAMONTAE KAZEE (KAY-zee)

Cornerback • Sophomore • 5-11 • 180 • San Bernardino, Calif. • Cajon HS

- **At San Diego State:** Has earned playing time at one of the two cornerback spots after redshirting the 2012 season, his first on campus ... Big playmaker, who always seems to be in the right place at the right time ... Is listed as the starting right cornerback heading into the Hawaii' game.
- **2014 (Sophomore):** Was named the team's emerging star by *Lindy's Sports* ... Has started all six games for SDSU, making 23 tackles (18 solo), with a team-high six pass breakups and 1.0 TFL ... Ranks in a tie for second in the MW with 1.00 passes defended (INT + PBU) per game ... **vs. Northern Arizona (Aug. 30)** ... Made his first career start in the opener vs. Northern Arizona, registering four tackles (three solo) ... **at No. 21/23 North Carolina (Sept. 6)** ... Started again at No. 21/23 North Carolina, where he made four tackles (three solo), including one for a 1-yard loss ... **at Oregon State (Sept. 20)** ... Had one assisted tackle in another start at Oregon State ... **vs. UNLV (Sept. 27)** ... Earned another start vs. UNLV, where he had four tackles (three solo) and a career-high three PBUs ... **at Fresno State (Oct. 3)** ... Had a season-high five tackles (all solo) at Fresno State to go along with a PBU ... **at New Mexico (Oct. 10)** ... Tied his season high with another five tackles (four solo) and two pass breakups at New Mexico ... The two PBUs were a game-high.
- **2013 (Freshman):** Played in each of the first seven games off the bench, making impact plays in almost every contest, before missing the New Mexico game with concussion-like symptoms ... Returned for the San José State game and the following contests at Hawaii', vs. Boise State, UNLV and vs. Buffalo in the Famous Idaho Potato Bowl ... Had 41 tackles (28 solo), four forced fumbles, 3.0 TFL, two pass breakups, an interception, a sack and a blocked kick ... Led the MW and was tied for 10th (first among freshmen) in the nation in forced fumbles per game (0.33) (four total) ... The four forced fumbles were tied for fourth all-time at SDSU and the most since current Oakland Raider Miles Burris had four in 2010 ... Had the most tackles (41) on the team of any player without a start (next highest was 22) ... Made his collegiate debut in the opener vs. Eastern Illinois and had four tackles (all solo) and a forced fumble ... The four tackles tied King Holder for the most among all cornerbacks ... Had another solid outing off the bench at No. 3/2 Ohio State, making six tackles (all solos) with a one-handed interception ... The six solos were the most by either team ... The interception was the first by an Aztec this season and came at the SDSU 21-yard line ... Came off the bench against Oregon State and have five tackles and a forced fumble ... Made three tackles in a reserve role at New Mexico State ... Came off the bench in fine fashion vs. Nevada, making four stops (three solo) with a sack, tackle for loss and forced fumble ... Made two tackles off the bench at Air Force ... Had five stops and a tackle for loss vs. No. 15/18 Fresno State ... Missed the New Mexico game with concussion-like symptoms ... Had a solid all-around game in the win at San José State with two tackles, along with his first career pass breakup and blocked kick ... The blocked kick in the fourth quarter was arguably the biggest play of the game for SDSU, as it kept the Spartans from taking a 26-12 lead and allowed Nat Berhe to return the loose ball 56 yards ... Donnel Pumphrey then followed with a 34-yard touchdown run, bringing the Aztecs to within three points at 23-20 ... Made three stops (two solo) with a forced fumble at Hawaii' ... Came up with two tackles (both solo), a tackle for loss and a pass breakup vs. Boise State ... Had two solo stops off the bench in the team's loss at UNLV ... Came up with three stops in a reserve role vs. Buffalo in the Famous Idaho Potato Bowl.
- **2012 (Redshirt):** Utilized his redshirt season.
- **High School:** Three-time all-CIF athlete who played both sides of the ball at Cajon High in San Bernardino, Calif. ... Helped the Cowboys to a 9-2 overall record in 2011, including a 6-1 mark in league play ... Recorded 27 tackles, two interceptions and a forced fumble on defense during his senior year ... On offense, he scored four touchdowns on the ground and caught another four touchdowns through the air ... *Scouts, Inc.* rated him as a three-star recruit and gave him a grade of 75 ... In high school, he lettered in football, basketball and track.
- **Personal:** Born June 5, 1993, in San Bernardino, Calif. ... Son of Latrease and Walter Kazee ... Has three brothers and two sisters ... Brother, Walter, was a four-year running back for the Aztecs from 2009-12 ... Also considered Arizona and Washington State ... Majoring in criminal

justice.

Kazee's Career Statistics

| Season | GP | GS | UA | A | TT | TFL | Sk | Int. | PBU | FF | FR |
|---------------|-----------|----------|-----------|-----------|-----------|------------|------------|----------|----------|----------|----------|
| 2013 | 12 | 0 | 28 | 13 | 41 | 3.0 | 1.0 | 1 | 2 | 4 | 0 |
| 2014 | 6 | 6 | 18 | 5 | 23 | 1.0 | 0.0 | 0 | 6 | 0 | 0 |
| Career | 18 | 6 | 46 | 18 | 64 | 4.0 | 1.0 | 1 | 8 | 4 | 0 |

Career Highs: Tackles: 10 at Ohio State (9/7/13); Tackles For Loss: 1.0 vs. Boise State (11/23/13), vs. Fresno State (10/26/13), vs. Nevada (10/4/13); Sacks: 1.0 vs. Nevada (10/4/3); Interceptions: 1 at Ohio State (9/7/13); Pass Breakups: 3 vs. UNLV (9/27/14); Forced Fumbles: 1, 4 times; Blocked Kicks: 1 at San José State (11/9/13).

2014 Highs: Tackles: 5 at New Mexico (10/10/14), at Fresno State (10/3/14); Tackles For Loss: 1.0 at North Carolina (9/6/14); Pass Breakups: 3 vs. UNLV (9/27/14).

Kazee's Career Game-by-Game

| Date | Opponent | GP | GS | UA | A | TT | TFL | Sk. | Int. | PBU | FF | FR |
|---------|-----------------------|--------------------------------|----|----|---|----|-----|-----|------|-----|----|----|
| A.31.13 | Eastern Illinois | 1 | 0 | 4 | 0 | 4 | 0.0 | 0.0 | 0 | 0 | 1 | 0 |
| S.7.13 | at 3/2 Ohio State | 1 | 0 | 6 | 0 | 6 | 0.0 | 0.0 | 1 | 0 | 0 | 0 |
| S.21.13 | Oregon State | 1 | 0 | 3 | 2 | 5 | 0.0 | 0.0 | 0 | 0 | 1 | 0 |
| S.28.13 | at New Mexico State | 1 | 0 | 1 | 2 | 3 | 0.0 | 0.0 | 0 | 0 | 0 | 0 |
| O.4.13 | Nevada* | 1 | 0 | 3 | 1 | 4 | 1.0 | 1.0 | 0 | 0 | 1 | 0 |
| O.10.13 | at Air Force* | 1 | 0 | 1 | 1 | 2 | 0.0 | 0.0 | 0 | 0 | 0 | 0 |
| O.26.13 | 15/18 Fresno State* | 1 | 0 | 3 | 2 | 5 | 1.0 | 0.0 | 0 | 0 | 0 | 0 |
| N.2.13 | New Mexico* | --- Did Not Play - Injured --- | | | | | | | | | | |
| N.9.13 | at San José State* | 1 | 0 | 0 | 2 | 2 | 0.0 | 0.0 | 0 | 1 | 0 | 0 |
| N.16.13 | at Hawai'i* | 1 | 0 | 2 | 1 | 3 | 0.0 | 0.0 | 0 | 0 | 1 | 0 |
| N.23.13 | Boise State* | 1 | 0 | 2 | 0 | 2 | 1.0 | 0.0 | 0 | 1 | 0 | 0 |
| N.30.13 | at UNLV* | 1 | 0 | 2 | 0 | 2 | 0.0 | 0.0 | 0 | 0 | 0 | 0 |
| D.21.13 | vs. Buffalo& | 1 | 0 | 1 | 2 | 3 | 0.0 | 0.0 | 0 | 0 | 0 | 0 |
| A.30.14 | Northern Arizona | 1 | 1 | 3 | 1 | 4 | 0.0 | 0.0 | 0 | 0 | 0 | 0 |
| S.6.14 | at 21/23 No. Carolina | 1 | 1 | 3 | 1 | 4 | 1.0 | 0.0 | 0 | 0 | 0 | 0 |
| S.20.14 | at Oregon State | 1 | 1 | 0 | 1 | 1 | 0.0 | 0.0 | 0 | 0 | 0 | 0 |
| S.27.14 | UNLV* | 1 | 1 | 3 | 1 | 4 | 0.0 | 0.0 | 0 | 3 | 0 | 0 |
| O.3.14 | at Fresno State* | 1 | 1 | 5 | 0 | 5 | 0.0 | 0.0 | 0 | 1 | 0 | 0 |
| O.10.14 | at New Mexico* | 1 | 1 | 4 | 1 | 5 | 0.0 | 0.0 | 0 | 2 | 0 | 0 |

Bold indicates season high. * - Mountain West game. & - 2013 Famous Idaho Potato Bowl (Bronco Stadium; Boise, Idaho).

#27 KAMERON KELLY

Warrior • TR-Freshman • 6-2 • 190 • Murphy, Texas • Wylie High

- **At San Diego State:** An athletic, true freshman, who came to SDSU as an "athlete" ... Has worked into the two-deep heading into the Fresno State game as the backup to Trey Lomax at one of the two Warrior spots, where he remains for the past two contests, including Saturday's game against Hawai'i.
- **2014 (Freshman):** Has played in five games as a true freshman, making one tackle and blocking a punt ... Is one of eight true freshmen to see action this year ... Also sees time on special teams, lately as a kick returner, where he has returned four kicks for 106 yards (26.5 avg.) ... The 26.5 average leads the team, as does his long of 56 yards ... **vs. Northern Arizona (Aug. 30)** ... Did not play in the opener vs. Northern Arizona ... **at No. 21/23 North Carolina (Sept. 6)** ... Came off the bench in his first collegiate appearance at No. 21/23 North Carolina, but did not record a stat ... **at Oregon State (Sept. 20)** ... Logged his first career tackle on special teams at Oregon State ... **vs. UNLV (Sept. 27)** ... Played again against UNLV, blocking a punt, SDSU's lone blocked punt of the season ... **at Fresno State (Oct. 3)** ... Logged time on special teams at Fresno State, where he returned a kick 56 yards, the longest by an Aztec this season ... **at New Mexico (Oct. 10)** ... Played again at New Mexico and had a 13-yard kick return.
- **High School:** A three-year letterwinner at Wylie High School in Murphy, Texas ... Named the 4A Region II District 13 Player of the Year after racking up 4,000 all-purpose yards ... An academic all-state selection ... Completed 56-of-96 passes (58.3 percent) for 841 yards with five touchdowns as a senior ... Led the Pirates to a 9-5 overall record and an appearance in the 4A D1 Quarterfinals ... Also rushed for 568 yards and 13 touchdowns on 86 carries and caught 59 passes for 950 yards and 11 scores ... Recorded seven interceptions on defense ... Lettered in basketball and track & field as well ... Is a three-star recruit by Scout.com, and a two-star

recruit by both Rivals.com and 247sports.com ... 247sports gave him a grade of 75.

- **Personal:** Born Aug. 19, 1996, in Round Rock, Texas ... Son of Curley Kelly and Toni Milburn and stepson of Joseph Milburn and Millie Kelly ... Chose SDSU over offers from Alabama A&M, Alabama State, Florida A&M, Grambling, Houston Baptist, Kent State, Lamar, Louisiana-Monroe, Navy, Northern Colorado, Prairie View A&M, Sam Houston State, South Dakota State, Stephen F. Austin, Texas Southern and Texas Tech ... Undecided on a major.

Kelly's Career Statistics

Defense

| Season | GP | GS | UA | A | TT | TFL | Sk | Int. | PBU | FF | FR |
|---------------|----------|----------|----------|----------|----------|------------|------------|----------|----------|----------|----------|
| 2014 | 5 | 0 | 0 | 1 | 1 | 0.0 | 0.0 | 0 | 0 | 0 | 0 |
| Career | 5 | 0 | 0 | 1 | 1 | 0.0 | 0.0 | 0 | 0 | 0 | 0 |

Career/2014 Highs: Tackles: 1 at Oregon State (9/20/14); Blocked Punts: 1 vs. UNLV (9/27/14).

Kick Returns

| Season | GP | GS | No. | Yds. | Avg. | Long | TD | All-Purpose | |
|---------------|----------|----------|----------|------------|-------------|-----------|----------|---------------|-------------|
| | | | | | | | | Total Yds/Gm. | |
| 2014 | 5 | 0 | 4 | 106 | 26.5 | 56 | 0 | 106 | 21.2 |
| Career | 5 | 0 | 4 | 106 | 26.5 | 56 | 0 | 106 | 21.2 |

Career/2014 Highs: Kick Returns: 2 vs. UNLV (9/27/14); Long Kick Return: 56 at Fresno State (10/3/14); Kick Return Yards: 56 at Fresno State (10/3/14).

Kelly's Career Game-by-Game

Defense

| Date | Opponent | GP | GS | UA | A | TT | TFL | Sk. | Int. | PBU | FF | FR |
|---------|-----------------------|----------------------|----|----|---|----|-----|-----|------|-----|----|----|
| A.30.14 | Northern Arizona | --- Did Not Play --- | | | | | | | | | | |
| S.6.14 | at 21/23 No. Carolina | 1 | 0 | 0 | 0 | 0 | 0.0 | 0.0 | 0 | 0 | 0 | 0 |
| S.20.14 | at Oregon State | 1 | 0 | 0 | 1 | 1 | 0.0 | 0.0 | 0 | 0 | 0 | 0 |
| S.27.14 | UNLV* | 1 | 0 | 0 | 0 | 0 | 0.0 | 0.0 | 0 | 0 | 0 | 0 |
| O.3.14 | at Fresno State* | 1 | 0 | 0 | 0 | 0 | 0.0 | 0.0 | 0 | 0 | 0 | 0 |
| O.10.14 | at New Mexico* | 1 | 0 | 0 | 0 | 0 | 0.0 | 0.0 | 0 | 0 | 0 | 0 |

Kick Returns

| Date | Opponent | GP | GS | No. | Yds. | Avg. | Lg. | TD | TD Lengths | |
|---------|-----------------------|----------------------|----|-----|------|------|-----|----|------------|--|
| A.30.14 | Northern Arizona | --- Did Not Play --- | | | | | | | | |
| S.6.14 | at 21/23 No. Carolina | 1 | 0 | 0 | 0 | N/A | 0 | 0 | | |
| S.20.14 | at Oregon State | 1 | 0 | 0 | 0 | N/A | 0 | 0 | | |
| S.27.14 | UNLV* | 1 | 2 | 37 | 18.5 | 25 | 0 | | | |
| O.3.14 | at Fresno State* | 1 | 1 | 56 | 56.0 | 56 | 0 | | | |
| O.10.14 | at New Mexico* | 1 | 1 | 13 | 13.0 | 13 | 0 | | | |

Bold indicates season high. * - Mountain West game. GS - in this category indicates the player was on the field the first time when San Diego State was in the kick return formation.

#16 DAVID LAMAR

Cornerback • Senior • 6-2 • 185 • San Diego, Calif. • Madison HS

- **At San Diego State:** A San Diego native that started his career at wide receiver (2010 and 2011) before moving to defensive back prior to his sophomore season ... Enters the Hawai'i game as the backup to all-conference pick J.J. Whittaker ... Has seen action in every Aztec game except one over the past two-plus seasons (2012-14).
- **2014 (Senior):** Played in five of the team's six games off the bench ... Has one solo tackle ... **vs. Northern Arizona (Aug. 30)** ... Played in the opener in a reserve role, but did not find the stat sheet ... **at No. 21/23 North Carolina (Sept. 6)** ... Saw action again at No. 21/23 North Carolina, but did not make the stat sheet ... **at Oregon State (Sept. 20)** ... Made one solo tackle off the bench at Oregon State ... **vs. UNLV (Sept. 27)** ... Played again vs. UNLV without recording a stat ... **at Fresno State (Oct. 3)** ... Played at Fresno State, but did not record a stat ... **at New Mexico (Oct. 10)** ... Was on the travel squad at New Mexico, but did not play, snapping his streak of playing in 31 straight games.
- **2013 (Junior):** Played in all 13 games off the bench, posting 15 tackles (13 solo), two pass breakups and a tackle for loss ... Played in the opener vs. Eastern Illinois, but did not record a stat ... Played again off the bench at No. 3/2 Ohio State without recording a stat ... Had a career-high four tackles and his first-ever tackle for loss against Oregon State ... Made one solo stop at New Mexico State and returned an Aggie PAT for two points the other way ... The two points were the first of the game for the Aztecs, who trailed, 16-0, at the time and went onto win 26-16 ... Was credited with two solo tackles and his first career PBU vs. Nevada ... Made

two tackles at Air Force ... Registered one tackle with a PBU vs. No. 15/18 Fresno State ... Came up with one tackle off the bench vs. New Mexico ... Had two solo stops at San José State ... Made a solo tackle off the bench at Hawai'i ... Did not record a stat in an appearance off the bench vs. Boise State ... Made one solo stop at UNLV ... Played against Buffalo in the Famous Idaho Potato Bowl without finding the stat sheet.

- **2012 (Sophomore):** Played in all 13 games during the 2012 campaign, with a majority of his game time coming on special teams ... Had six tackles (all solo) ... Played in his first-ever game in the opener at Washington ... Followed with his first career tackle vs. Army ... Had another tackle against North Dakota ... Played against San José State, but did not record a stat ... Made a tackle at Fresno State ... Had a season-high three tackles vs. Hawai'i, his first as a backup on the depth chart ... Logged playing time against Colorado State, at Nevada, vs. UNLV, at Boise State, vs. Air Force, at Wyoming and vs. Brigham Young without a stat.
- **2011 (Freshman):** Did not play as a redshirt freshman.
- **2010 (Redshirt):** Did not compete in his first year on campus.
- **High School:** Garnered first-team offense all-Central League accolades his final two years and second-team accolades as a sophomore at Madison High School ... Led his squad in receptions (25), yards (493) and touchdowns (6) ... On the defensive side of the ball, had 30 tackles (20 solo) and five pass breakups ... As a junior, tallied a squad-best 21 receptions for 496 yards and 10 touchdowns ... Grabbed a team-high 21 catches for 295 yards and three scores as a sophomore ... The Warhawks boasted a 30-6 record and three Central League titles over his three seasons ... A three-star signee by *Rivals.com* ... Earned a *Scouts, Inc.* grade of 74 on ESPN.com ... Also excelled in both basketball (averaged 20 points, 10 rebounds and seven steals per game) and track and field (11.25 for 100 meters) at Madison.
- **Personal:** Born Jan. 25, 1991, in San Diego, Calif. ... Son of Steve Billingslea and Tiffany Reynolds ... Picked the Aztecs over Colorado State, Montana State, Nevada and Utah State ... Majoring in social science.

Lamar's Career Statistics

| Season | GP | GS | UA | A | TT | TFL | Sk | Int. | PBU | FF | FR |
|---------------|-----------|----------|-----------|----------|-----------|------------|------------|----------|----------|----------|----------|
| 2012 | 13 | 0 | 6 | 0 | 6 | 0.0 | 0.0 | 0 | 0 | 0 | 0 |
| 2013 | 13 | 0 | 13 | 2 | 15 | 1.0 | 0.0 | 0 | 2 | 0 | 0 |
| 2014 | 5 | 0 | 1 | 0 | 1 | 0.0 | 0.0 | 0 | 0 | 0 | 0 |
| Career | 31 | 0 | 20 | 2 | 22 | 1.0 | 0.0 | 0 | 2 | 0 | 0 |

Career Highs: Tackles: 4 vs. Oregon State (9/21/13); Tackles For Loss: 1.0 vs. Oregon State (9/21/13); Passes Broken Up: 1 vs. Fresno State (10/26/13), vs. Nevada (10/4/13).

2014 Highs: Tackles: 1 at Oregon State (9/20/14).

Lamar's Career Game-by-Game

| Date | Opponent | GP | GS | UA | A | TT | TFL | Sk. | Int. | PBU | FF | FR |
|---------|-----------------------|----|----|----|---|----|-----|-----|------|-----|----|----|
| S.1.12 | at Washington | 1 | 0 | 0 | 0 | 0 | 0.0 | 0.0 | 0 | 0 | 0 | 0 |
| S.8.12 | Army | 1 | 0 | 1 | 0 | 1 | 0.0 | 0.0 | 0 | 0 | 0 | 0 |
| S.15.12 | North Dakota | 1 | 0 | 1 | 0 | 1 | 0.0 | 0.0 | 0 | 0 | 0 | 0 |
| S.22.12 | San José State | 1 | 0 | 0 | 0 | 0 | 0.0 | 0.0 | 0 | 0 | 0 | 0 |
| S.29.12 | at Fresno State* | 1 | 0 | 1 | 0 | 1 | 0.0 | 0.0 | 0 | 0 | 0 | 0 |
| O.6.12 | Hawai'i* | 1 | 0 | 3 | 0 | 3 | 0.0 | 0.0 | 0 | 0 | 0 | 0 |
| O.13.12 | Colorado State* | 1 | 1 | 0 | 1 | 1 | 0.5 | 0.0 | 0 | 1 | 0 | 0 |
| O.20.12 | at Nevada* | 1 | 0 | 0 | 0 | 0 | 0.0 | 0.0 | 0 | 0 | 0 | 0 |
| O.27.12 | UNLV* | 1 | 0 | 0 | 0 | 0 | 0.0 | 0.0 | 0 | 0 | 0 | 0 |
| N.3.12 | at 19/14 Boise State* | 1 | 0 | 0 | 0 | 0 | 0.0 | 0.0 | 0 | 0 | 0 | 0 |
| N.10.12 | Air Force* | 1 | 0 | 0 | 0 | 0 | 0.0 | 0.0 | 0 | 0 | 0 | 0 |
| N.24.12 | at Wyoming* | 1 | 0 | 0 | 0 | 0 | 0.0 | 0.0 | 0 | 0 | 0 | 0 |
| D.20.12 | vs. Brigham Young^ | 1 | 0 | 0 | 0 | 0 | 0.0 | 0.0 | 0 | 0 | 0 | 0 |
| A.31.13 | Eastern Illinois | 1 | 0 | 0 | 0 | 0 | 0.0 | 0.0 | 0 | 0 | 0 | 0 |
| S.7.13 | at 3/2 Ohio State | 1 | 0 | 0 | 0 | 0 | 0.0 | 0.0 | 0 | 0 | 0 | 0 |
| S.21.13 | Oregon State | 1 | 0 | 3 | 1 | 4 | 1.0 | 0.0 | 0 | 0 | 0 | 0 |
| S.28.13 | at New Mexico State | 1 | 0 | 1 | 0 | 1 | 0.0 | 0.0 | 0 | 0 | 0 | 0 |
| O.4.13 | Nevada* | 1 | 0 | 2 | 0 | 2 | 0.0 | 0.0 | 0 | 1 | 0 | 0 |
| O.10.13 | at Air Force* | 1 | 0 | 1 | 1 | 2 | 0.0 | 0.0 | 0 | 0 | 0 | 0 |
| O.26.13 | 15/18 Fresno State* | 1 | 0 | 1 | 0 | 1 | 0.0 | 0.0 | 0 | 1 | 0 | 0 |
| N.2.13 | New Mexico* | 1 | 0 | 1 | 0 | 1 | 0.0 | 0.0 | 0 | 0 | 0 | 0 |
| N.9.13 | at San José State* | 1 | 0 | 2 | 0 | 2 | 0.0 | 0.0 | 0 | 0 | 0 | 0 |
| N.16.13 | at Hawai'i* | 1 | 0 | 1 | 0 | 1 | 0.0 | 0.0 | 0 | 0 | 0 | 0 |
| N.23.13 | Boise State* | 1 | 0 | 0 | 0 | 0 | 0.0 | 0.0 | 0 | 0 | 0 | 0 |
| N.30.13 | at UNLV* | 1 | 0 | 1 | 0 | 1 | 0.0 | 0.0 | 0 | 0 | 0 | 0 |

| | | | | | | | | | | | | |
|---------|-----------------------|----------------------|---|---|---|---|-----|-----|---|---|---|---|
| D.21.13 | vs. Buffalo& | 1 | 0 | 0 | 0 | 0 | 0.0 | 0.0 | 0 | 0 | 0 | 0 |
| A.30.14 | Northern Arizona | 1 | 0 | 0 | 0 | 0 | 0.0 | 0.0 | 0 | 0 | 0 | 0 |
| S.6.14 | at 21/23 No. Carolina | 1 | 0 | 0 | 0 | 0 | 0.0 | 0.0 | 0 | 0 | 0 | 0 |
| S.20.14 | at Oregon State | 1 | 0 | 1 | 0 | 1 | 0.0 | 0.0 | 0 | 0 | 0 | 0 |
| S.27.14 | UNLV* | 1 | 0 | 0 | 0 | 0 | 0.0 | 0.0 | 0 | 0 | 0 | 0 |
| O.3.14 | at Fresno State* | 1 | 0 | 0 | 0 | 0 | 0.0 | 0.0 | 0 | 0 | 0 | 0 |
| O.10.14 | at New Mexico* | --- Did Not Play --- | | | | | | | | | | |

Bold indicates season high. * - Mountain West game. ^ - 2012 San Diego County Credit Union Poinsettia Bowl (Qualcomm Stadium; San Diego, Calif.). & - 2013 Famous Idaho Potato Bowl (Bronco Stadium; Boise, Idaho).

#50 DEREK LARGENT

Linebacker • Senior • 6-4 • 240 • Hermosa Beach, Calif. • El Camino College

- **At San Diego State:** Big linebacker who exploded onto the scene in his first season on campus in 2012 ... Played in all 13 games in 2012 and started the final six contests for the Mountain West champions ... Battled injuries in 2013 and was healthy after a solid spring campaign ... Focused on baseball during his prep career and did not join the football squad until his junior campaign, not seeing action until his senior year ... Was slated as a starter at outside linebacker entering the UNLV game, but came down with appendicitis the night before and is now out 3-to-4 weeks ... A two-time Mountain West Fall All-Academic Team selection (2012-13).
- **2014 (Senior):** Has played in the first three games on the season with starts in two ... Has 11 tackles, including a 5-yard sack (and a 5-yard tackle for loss) and two quarterback hurries ... Is out 3-to-4 weeks after having his appendix taken out on Sept. 27 ... **vs. Northern Arizona (Aug. 30)** ... Came off the bench in the opener vs. Northern Arizona after battling a hamstring injury through most of fall camp ... Ended up making two tackles, including a 5-yard sack, which also goes down as a TFL ... **at No. 21/23 North Carolina (Sept. 6)** ... Earned the start at No. 21/23 North Carolina, his first since the 2013 opener vs. Eastern Illinois (Aug. 31), and had six tackles (three solo) and a quarterback hurry ... **at Oregon State (Sept. 20)** ... Made three tackles in a second straight start at Oregon State ... **vs. UNLV (Sept. 27)** ... Was supposed to start vs. UNLV, but had a bout with appendicitis and had surgery to remove his appendix ... **at Fresno State (Oct. 3)** ... Missed the Fresno State game because of appendicitis ... **at New Mexico (Oct. 10)** ... Did not travel again to New Mexico.
- **2013 (Junior):** Was a preseason second-team MW selection by *Athlon Sports* and a third-team pick by *Phil Steele* ... Started one game and played in 12 total, registering 32 tackles, 4.0 TFL, a sack and a forced fumble ... Started the opener vs. Eastern Illinois and made three tackles (two solos) before a knee injury sidelined him early in the first half ... Missed the No. 3/2 Ohio State game a knee injury ... Came back to play at Oregon State, but left early after injuring his knee again ... Logged playing time off the bench at New Mexico State, making two stops (0.5 TFL) ... Had his best game of the season vs. Nevada, finishing with a career-high 10 tackles off the bench ... Also added a career-best 2.5 TFL, a sack (tied career high) and a forced fumble (tied career high) ... The sack and fumble in the third quarter was picked up by teammate Josh Gavert and returned 48 yards, which set up an Adam Muema rushing score ... Made three tackles off the bench in the win at Air Force ... Came up with an assisted tackle off the bench against Fresno State ... Made four tackles off the pine vs. New Mexico ... Had four stops (two solo) in a reserve role at San José State ... Came up with four tackles (all solo), including a 2-yard tackle for loss at Hawai'i ... Had an assisted tackle off the pine vs. Boise State ... Played in the UNLV game, but did not record a stat ... Logged time against Buffalo in the Famous Idaho Potato Bowl without finding the stat sheet.
- **2012 (Sophomore):** Named an all-Mountain West honorable-mention selection ... Played his way into having a major impact in his first year on campus ... Saw action in all 13 games and started the final six contests at linebacker ... Ranked among the team leaders in every defensive statistical category, including first in fumble recoveries (3), second in assisted tackles (61), sacks (6.5), forced fumbles (1), third in tackles for loss (9.5), interceptions (2), fourth in total tackles (61) and fifth in unassisted tackles (38) and passes broken up (3) ... Among conference players, he ranked third in fumbles recovered (3), fifth in sacks (6.5), 15th in tackles for loss (9.5), and 43rd in tackles per game (4.7) ... One of only two players on the team to record a forced fumble, fumble recovery and an interception in 2012 (Josh Gavert) ... Recorded a sack in six games, including three of the final four contests and four of the last six games of the season ... Was one of only six players to start a game without ever having appeared in an San Diego State game prior to the season (Brice Butler, Zach Dilley, Ryan Katz, Ezell Ruffin and Jordan Smith) ... Made a statement in his first Division I game at Washington, recording five tackles, including an 11-yard sack ... Had another solid outing against Army with five tackles (four solo), 1.0 TFL and his first career fumble recovery ... Two of his stops

were for no yards or lost yards ... Made four stops vs. North Dakota along with a game-high 2.0 TFL and 0.5 sacks ... His four tackles resulted in a loss of 12 yards ... Had two tackles vs. San José State ... Made three stops at Fresno State ... Came up with three tackles (all solo), a 14-yard sack, a fumble recovery and his first career pass breakup vs. Hawaii ... Had a season-high eight tackles and the first two interceptions of his career vs. Colorado State ... He became the first Aztec with two interceptions in a game since Larry Parker had two vs. Washington State on Sept. 17, 2011 ... For his efforts, was named a honorable-mention CFP National Linebacker of the Week ... Earned his first career start at Nevada and had five tackles, including 1.5 TFL and 1.0 sacks ... Made three stops and had a PBU vs. UNLV ... Had five tackles, including a 2-yard sack, in a start at Boise State ... The Broncos did not gain more than two yards on any of the plays that Largent was involved in ... Tied his season high with eight stops and a 6-yard sack vs. Air Force ... His eight tackles resulted in a total of 21 yards for the Falcons (2.6 yards per play) ... Had six tackles, a sack, a TFL, a forced fumble, a fumble recovery and a PBU at Wyoming ... Made four tackles, including three solo stops against Brigham Young at the Poinsettia Bowl.

- **2011 (at El Camino College):** Played one year at El Camino College ... Helped the Warriors to an 8-2 regular-season record and a berth in the playoffs in 2011 ... Earned first-team all-Northern Conference honors after finishing second on the team with 65 tackles, including 7.5 for a loss, 1.5 sacks and two fumble recoveries.
- **High School:** Played his prep ball at Mira Costa High ... Had 44 tackles as a senior en route to being named the Bay League Defensive Player of the Year ... Also averaged 24.5 yards per reception with a team-high three touchdowns as a tight end ... Focused on baseball in high school and did not join the football squad until his junior campaign and did not see playing time until his senior year in high school.
- **Personal:** Born Feb. 12, 1993, in Torrance, Calif ... Son of David and Kimberly Largent ... Majoring in business management with a concentration in management.

Largent's Career Statistics

| Season | GP | GS | UA | A | TT | TFL | Sk | Int. | PBU | FF | FR |
|---------------|-----------|----------|-----------|-----------|------------|-------------|------------|----------|----------|----------|----------|
| 2012 | 13 | 6 | 38 | 23 | 61 | 9.5 | 6.5 | 2 | 3 | 1 | 3 |
| 2013 | 12 | 1 | 20 | 12 | 32 | 4.0 | 1.0 | 0 | 0 | 1 | 0 |
| 2014 | 3 | 2 | 5 | 6 | 11 | 1.0 | 1.0 | 0 | 0 | 0 | 0 |
| Career | 28 | 9 | 63 | 41 | 104 | 14.5 | 8.5 | 2 | 3 | 2 | 3 |

Career Highs: Tackles: 10 vs. Nevada (10/4/13); Tackles For Loss: 2.5 vs. Nevada (10/4/13); Sacks: 1.0, eight times; Interceptions: 2 vs. Colorado State (10/13/12); Passes Broken Up: 1 at Wyoming (11/24/12), vs. UNLV (10/27/12), vs. Hawaii (10/6/12); Forced Fumbles: 1 vs. Nevada (10/4/13), at Wyoming (11/24/12); Fumble Recoveries: 1 at Wyoming (11/24/12), vs. Hawaii (10/6/12), vs. Army (9/8/12).

2014 Highs: Tackles: 6 at North Carolina (9/6/14); Tackles For Loss: 1.0 vs. Northern Arizona (8/30/14); Sacks: 1.0 vs. Northern Arizona (8/30/14).

Largent's Career Game-by-Game

| Date | Opponent | GP | GS | UA | A | TT | TFL | Sk. | Int. | PBU | FF | FR |
|---------|-----------------------|--------------------------------|----|----|---|----|-----|-----|------|-----|----|----|
| S.1.12 | at Washington | 1 | 0 | 2 | 3 | 5 | 1.0 | 1.0 | 0 | 0 | 0 | 0 |
| S.8.12 | Army | 1 | 0 | 4 | 1 | 5 | 1.0 | 0.0 | 0 | 0 | 0 | 1 |
| S.15.12 | North Dakota | 1 | 0 | 2 | 2 | 4 | 2.0 | 0.5 | 0 | 0 | 0 | 0 |
| S.22.12 | San José State | 1 | 0 | 2 | 0 | 2 | 0.0 | 0.0 | 0 | 0 | 0 | 0 |
| S.29.12 | at Fresno State* | 1 | 0 | 2 | 1 | 3 | 0.0 | 0.0 | 0 | 0 | 0 | 0 |
| O.6.12 | Hawaii* | 1 | 0 | 3 | 0 | 3 | 1.0 | 1.0 | 0 | 1 | 0 | 1 |
| O.13.12 | Colorado State* | 1 | 0 | 5 | 3 | 8 | 0.0 | 0.0 | 2 | 0 | 0 | 0 |
| O.20.12 | at Nevada* | 1 | 1 | 3 | 2 | 5 | 1.5 | 1.0 | 0 | 0 | 0 | 0 |
| O.27.12 | UNLV* | 1 | 1 | 1 | 2 | 3 | 0.0 | 0.0 | 0 | 1 | 0 | 0 |
| N.3.12 | at 19/14 Boise State* | 1 | 1 | 3 | 2 | 5 | 1.0 | 1.0 | 0 | 0 | 0 | 0 |
| N.10.12 | Air Force* | 1 | 1 | 4 | 4 | 8 | 1.0 | 1.0 | 0 | 0 | 0 | 0 |
| N.24.12 | at Wyoming* | 1 | 1 | 4 | 2 | 6 | 1.0 | 1.0 | 0 | 1 | 1 | 1 |
| D.20.12 | vs. Brigham Young^ | 1 | 1 | 3 | 1 | 4 | 0.0 | 0.0 | 0 | 0 | 0 | 0 |
| A.31.13 | Eastern Illinois | 1 | 1 | 2 | 1 | 3 | 0.0 | 0.0 | 0 | 0 | 0 | 0 |
| S.7.13 | at 3/2 Ohio State | --- Did Not Play - Injured --- | | | | | | | | | | |
| S.21.13 | Oregon State | 1 | 0 | 0 | 0 | 0 | 0.0 | 0.0 | 0 | 0 | 0 | 0 |
| S.28.13 | at New Mexico State | 1 | 0 | 1 | 1 | 2 | 0.5 | 0.0 | 0 | 0 | 0 | 0 |
| O.4.13 | Nevada* | 1 | 0 | 8 | 2 | 10 | 2.5 | 1.0 | 0 | 0 | 1 | 0 |
| O.10.13 | at Air Force* | 1 | 0 | 2 | 1 | 3 | 0.0 | 0.0 | 0 | 0 | 0 | 0 |
| O.26.13 | 15/18 Fresno State* | 1 | 0 | 0 | 1 | 1 | 0.0 | 0.0 | 0 | 0 | 0 | 0 |
| N.2.13 | New Mexico* | 1 | 0 | 1 | 3 | 4 | 0.0 | 0.0 | 0 | 0 | 0 | 0 |

| | | | | | | | | | | | | |
|---------|-----------------------|--------------------------------|---|---|---|---|-----|-----|---|---|---|---|
| N.9.13 | at San José State* | 1 | 0 | 2 | 2 | 4 | 0.0 | 0.0 | 0 | 0 | 0 | 0 |
| N.16.13 | at Hawaii* | 1 | 0 | 4 | 0 | 4 | 1.0 | 0.0 | 0 | 0 | 0 | 0 |
| N.23.13 | Boise State* | 1 | 0 | 0 | 1 | 1 | 0.0 | 0.0 | 0 | 0 | 0 | 0 |
| N.30.13 | at UNLV* | 1 | 0 | 0 | 0 | 0 | 0.0 | 0.0 | 0 | 0 | 0 | 0 |
| D.21.13 | vs. Buffalo& | 1 | 0 | 0 | 0 | 0 | 0.0 | 0.0 | 0 | 0 | 0 | 0 |
| A.30.14 | Northern Arizona | 1 | 0 | 1 | 1 | 2 | 1.0 | 1.0 | 0 | 0 | 0 | 0 |
| S.6.14 | at 21/23 No. Carolina | 1 | 1 | 3 | 3 | 6 | 0.0 | 0.0 | 0 | 0 | 0 | 0 |
| S.20.14 | at Oregon State | 1 | 1 | 1 | 2 | 3 | 0.0 | 0.0 | 0 | 0 | 0 | 0 |
| S.27.14 | UNLV* | --- Did Not Play - Injured --- | | | | | | | | | | |
| O.3.14 | at Fresno State* | --- Did Not Play - Injured --- | | | | | | | | | | |
| O.10.14 | at New Mexico* | --- Did Not Play - Injured --- | | | | | | | | | | |

Bold indicates season high. * - Mountain West game. ^ - 2012 San Diego County Credit Union Poinsettia Bowl (Qualcomm Stadium; San Diego, Calif.). & - 2013 Famous Idaho Potato Bowl (Bronco Stadium; Boise, Idaho).

#14 TREY LOMAX

Warrior • RS-Freshman • 5-11 • 185 • San Diego, Calif. • Mira Mesa HS

- **At San Diego State:** Fantastic athlete, who was also recruited to play baseball at San Diego State ... Is slated as one of the two starting Warriors in Rocky Long's 3-3-5 defense after a 2013 redshirt season ... Has led SDSU in tackles in two of the six games he has appeared in over his career (all this season).
- **2014 (Freshman):** Has played and started in his first six career games this season ... Ranks second on the team with 39 tackles and first with 26 solo stops ... Also has three tackles for loss, a sack, a PBU and a 10-yard fumble recovery ... Is tied for eighth in tackles per game (6.50) among the MW among defensive backs ... **vs. Northern Arizona (Aug. 30)** ... Made his first career start in his first career appearance in the opener vs. Northern Arizona ... Came up with six tackles, including four solo stops ... The six tackles were tied for second on the team ... **at No. 21/23 North Carolina (Sept. 6)** ... Had a game-high 10 tackles (seven solo) at North Carolina ... The seven solo stops also were a game high ... **at Oregon State (Sept. 20)** ... Made a career-high 11 stops (six solo) at Oregon State ... The 11 stops tied J.J. Whittaker for the most of either team ... **vs. UNLV (Sept. 27)** ... Made five tackles (four solo) with his first career sack and tackle for loss in the MW opener vs. UNLV ... **at Fresno State (Oct. 3)** ... Had another good game in his fifth straight start at Fresno State, recording four tackles (two solo), a 3-yard TFL and his first career fumble recovery, which he returned 10 yards ... **at New Mexico (Oct. 10)** ... Logged another start at New Mexico, where he had three solo stops, a TFL and his first career pass breakup.
- **2013 (Redshirt):** Gained valuable practice experience in his redshirt season, working behind five senior safeties, including 2014 NFL Draft picks Nat Berhe and Eric Pinkins.
- **High School:** Local prospect from Mira Mesa High School ... Two-time first-team all-Eastern League selection and 2012 offensive MVP ... A two-year captain ... As a junior in 2011, had 109 tackles (82 solo) and four pass deflections as a defensive back, while scoring four times and passing for another four scores as a running back, wide receiver and quarterback ... A three-star recruit with a scout grade of 72 by ESPN ... A two-star recruit by both *Rivals.com* and *Scout.com* ... 247Sports.com gave him an 85 and ranked him as the 78th-best safety in the country ... Hit .341 in 2012 for the Marauders with 22 runs, 16 RBIs and 10 stolen bases ... A two-time first-team all-league pick in baseball and team captain in 2012.
- **Personal:** Born Dec. 5, 1994, in San Diego, Calif. ... Son of Phillip and Jamie Lomax ... Picked SDSU over Arizona State, Oregon State and Washington State, and also had interest from Cincinnati, Oregon, Tennessee, UCLA, USC and Washington ... Is majoring in business administration with a focus in marketing.

Lomax's Career Statistics

| Season | GP | GS | UA | A | TT | TFL | Sk | Int. | PBU | FF | FR |
|---------------|----------|----------|-----------|-----------|-----------|------------|------------|----------|----------|----------|----------|
| 2014 | 6 | 6 | 26 | 13 | 39 | 3.0 | 1.0 | 0 | 1 | 0 | 1 |
| Career | 6 | 6 | 26 | 13 | 39 | 3.0 | 1.0 | 0 | 1 | 0 | 1 |

Career/2014 Highs: Tackles: 11 at Oregon State (9/21/14); Tackles For Loss: 1.0 at New Mexico (10/10/14), at Fresno State (10/3/14), vs. UNLV (9/27/14); Sacks: 1.0 vs. UNLV (9/27/14); Pass Breakups: 1 at New Mexico (10/10/14); Fumble Recoveries: 1 at Fresno State (10/3/14).

Lomax's Career Game-by-Game

| Date | Opponent | GP | GS | UA | A | TT | TFL | Sk. | Int. | PBU | FF | FR |
|---------|------------------|----|----|----|---|----|-----|-----|------|-----|----|----|
| A.30.14 | Northern Arizona | 1 | 1 | 4 | 2 | 6 | 0.0 | 0.0 | 0 | 0 | 0 | 0 |

| | | | | | | | | | | | | |
|---------|-----------------------|---|---|---|---|----|-----|-----|---|---|---|---|
| S.6.14 | at 21/23 No. Carolina | 1 | 1 | 7 | 3 | 10 | 0.0 | 0.0 | 0 | 0 | 0 | 0 |
| S.20.14 | at Oregon State | 1 | 1 | 6 | 5 | 11 | 0.0 | 0.0 | 0 | 0 | 0 | 0 |
| S.27.14 | UNLV* | 1 | 1 | 4 | 1 | 5 | 1.0 | 1.0 | 0 | 0 | 0 | 0 |
| O.3.14 | at Fresno State* | 1 | 1 | 2 | 2 | 4 | 1.0 | 0.0 | 0 | 0 | 0 | 1 |
| O.10.14 | at New Mexico* | 1 | 1 | 3 | 0 | 3 | 1.0 | 0.0 | 0 | 1 | 0 | 0 |

Bold indicates season high. * - Mountain West game.

#21 NA'IM MCGEE (NYE-eem)

Aztec • Sophomore • 6-0 • 220 • Oakland, Calif. • Diablo Valley College

- **At San Diego State:** Diablo Valley College transfer who joined SDSU in January 2014 for the spring campaign ... Finished spring drills as the starter at the Aztec spot in Rocky Long's 3-3-5 defense, replacing three-year starter and current New York Giant Nat Berhe.
- **2013 (Sophomore):** Has started and played in his first six career Division I games ... Has 29 tackles (18 solo) on the season with 1.0 tackles for loss for a total of four yards and a quarterback hurry ... The 29 stops rank fifth on the team ... **vs. Northern Arizona (Aug. 30)** ... Made five tackles, including three of the solo variety, in the opener vs. Northern Arizona ... It was his first collegiate start and game played at the Division I level ... Also added a 4-yard TFL ... **at No. 21/23 North Carolina (Sept. 6)** ... Came up with a career-high seven tackles (five solo) at No. 21/23 North Carolina, which tied J.J. Whittaker for second on the team ... **at Oregon State (Sept. 20)** ... Made four tackles (three solo) in a third straight start at Oregon State ... **vs. UNLV (Sept. 27)** ... Had three tackles (two solo) in another start vs. UNLV ... **at Fresno State (Oct. 3)** ... Made four stops (three solo) in his fifth consecutive start at Fresno State ... **at New Mexico (Oct. 10)** ... Had six stops (two solo) in another start at New Mexico ... The six tackles were tied for the third most on the team.
- **2013 (At Diablo Valley College):** A first-team all-conference selection in his lone season at Diablo Valley College ... Had 32 tackles (20 solos), four interceptions and a fumble recovery for a touchdown ... Was recruited by Brigham Young, Nevada, San José State and Wyoming out of DVC.
- **High School:** Twice earned All-America honors at Saint Mary's High, where he won three letters ... Was also named all-state and all-area ... Was an all-Tri-City Athletic League selection and Defensive Player of the Year ... Led the team in tackles in two consecutive seasons as a free safety at St. Mary's High ... Was inducted into the Stockton (Calif.) Athletic Hall of Fame ... Was a three-star recruit by *Rivals.com* and a two-star recruit by *247sports.com* ... Received a grade of 77 by *247sports* ... Also lettered in basketball in high school.
- **Personal:** Born April 22, 1995, in Oakland, Calif. ... Son of Danita McGee ... Chose San Diego State over Nevada, San José State and Wyoming ... Is majoring in business management with specialization in entrepreneur management.

McGee's Career Statistics

| Season | GP | GS | UA | A | TT | TFL | Sk | Int. | PBU | FF | FR |
|---------------|----------|----------|-----------|-----------|-----------|------------|------------|----------|----------|----------|----------|
| 2014 | 6 | 6 | 18 | 11 | 29 | 1.0 | 0.0 | 0 | 0 | 0 | 0 |
| Career | 6 | 6 | 18 | 11 | 29 | 1.0 | 0.0 | 0 | 0 | 0 | 0 |

Career/2014 Highs: Tackles: 7 at North Carolina (9/6/14); Tackles For Loss: 1.0 vs. Northern Arizona (8/30/14).

McGee's Career Game-by-Game

| Date | Opponent | GP | GS | UA | A | TT | TFL | Sk. | Int. | PBU | FF | FR |
|---------|-----------------------|----|----|----|---|----|-----|-----|------|-----|----|----|
| A.30.14 | Northern Arizona | 1 | 1 | 3 | 2 | 6 | 1.0 | 0.0 | 0 | 0 | 0 | 0 |
| S.6.14 | at 21/23 No. Carolina | 1 | 1 | 5 | 2 | 7 | 0.0 | 0.0 | 0 | 0 | 0 | 0 |
| S.20.14 | at Oregon State | 1 | 1 | 3 | 1 | 4 | 0.0 | 0.0 | 0 | 0 | 0 | 0 |
| S.27.14 | UNLV* | 1 | 1 | 2 | 1 | 3 | 0.0 | 0.0 | 0 | 0 | 0 | 0 |
| O.3.14 | at Fresno State* | 1 | 1 | 3 | 1 | 4 | 0.0 | 0.0 | 0 | 0 | 0 | 0 |
| O.10.14 | at New Mexico* | 1 | 1 | 2 | 4 | 6 | 0.0 | 0.0 | 0 | 0 | 0 | 0 |

Bold indicates season high. * - Mountain West game.

#17 SEAMUS MCMORROW (SHAY-miss)

Kicker/Punter • Junior • 5-11 • 195 • San Diego, Calif. • St. Augustine HS

- **At San Diego State:** Local product who took over punting and kickoff responsibilities as a true freshman in 2012 ... Is expected to kick off this weekend again vs. Hawaii ... Has enormous power as demonstrated by his 60 touchbacks in 147 kickoffs (40.8 percent), averaging 62.7 yards per attempt ... Also is an athletic tackler with 12 for his career.

- **2014 (Junior):** Has played in all six of the team's games as the kickoff specialist ... Has kicked off 31 times for 1,975 yards (63.7 avg.) with nine touchbacks ... Also has seven tackles on special teams ... The seven tackles are the most on the team on the kickoff unit and tied for the most on all special teams (Brandon Porter) ... vs. Northern Arizona (Aug. 30) ... Earned the start in the opener as the team's kickoff guy, booting seven times for 444 yards (63.4 avg.) with two touchbacks ... Also added two solo tackles on the kickoff unit ... **at No. 21/23 North Carolina (Sept. 6)** ... Kicked off again at No. 21/23 North Carolina, averaging 63.2 yards per boot on six attempts (379 yards) with one kickoff ... Also came up with a pair of tackles once again (one solo) ... **at Oregon State (Sept. 20)** ... Was perfect in two kickoffs at Oregon State, posting two touchbacks and a 65.0 average (130 yards) ... **vs. UNLV (Sept. 27)** ... Kicked off seven times for 436 yards (62.3 avg.) with one touchback vs. UNLV ... Also added a solo tackle on the kickoff unit ... **at Fresno State (Oct. 3)** ... Booted four balls for 255 yards (63.8 avg.) at Fresno State ... Also had two solo tackles on the kickoff unit ... **at New Mexico (Oct. 10)** ... Kicked off five times for 331 yards, averaging a career-high 66.2 yards per boot with three touchbacks ... Ended the night with a 73-yard kickoff after a penalty on SDSU's previous touchdown had him boot it from the teams own 20-yard line.
- **2013 (Sophomore):** Played in 10 games, kicking off 48 times for 2,969 yards (61.9 avg.) and 18 touchbacks, punting three times for 118 yards (39.3 avg.), going 18-for-20 on PAT's and 0-for-4 on field goal attempts ... Battled injuries late in the season, mainly the ankle of his plant foot ... Also had two tackles on kickoffs ... Did not play in the opener vs. Eastern Illinois ... Made his 2013 debut at No. 3/2 Ohio State, kicking off twice for 129 yards (64.5 avg.), including a touchback to begin the second half ... Started as the kickoff specialist vs. Oregon State, booting seven balls for 430 yards (61.4 avg.) with two touchbacks ... Also came in to punt two times in the second half for 83 yards (41.5 avg.), with one inside the 20 ... Averaged 62.6 yards per kickoff at New Mexico (5-for-313) and also punted once for 35 yards, which landed inside the 20 of the Aggies ... Kicked off seven times for 441 yards against Nevada, averaging 63.0 yards per kickoff ... Four of the seven kickoffs were touchbacks ... Was plenty busy at Air Force, kicking off five times (all touchbacks) for 325 yards and a perfect 65.0 average ... Also came in later in the game and was 1-for-2 in PAT chances ... Kicked off four times for 252 yards (63.0 avg.) with a touchback at No. 15/18 Fresno State ... Also successfully attempted an onside kick, which Tim Vizzi recovered in the fourth quarter ... Was 4-for-4 in PAT's, but missed two field goals, including the game-winner with three seconds left in regulation, which was blocked ... Averaged 58.5 yards per kickoff on six attempts (351 yards) vs. New Mexico, including one touchback ... Also was a perfect 5-for-5 on PAT tries and made a tackle on a kickoff ... Was busy at San José State, going 2-for-3 on PAT's, 0-for-2 on field goal attempts and kicking off six times for 357 yards (59.5 avg.) ... Made all four of his PAT's at Hawaii and kicked off four times for 243 yards (60.8 avg.) with one touchback ... Was 2-for-2 in PAT opportunities against Boise State and kicked off twice for 128 yards (64.0 avg.) before an injury sidelined him for the better half of the game ... Missed the UNLV game with an ankle injury on his non-kicking foot ... Traveled with the team for the Famous Idaho Potato Bowl vs. Buffalo, but did not play because of the injured ankle.
- **2012 (Freshman):** Earned the team's Outstanding Freshman Award ... Punted 41 times for an average of 41.7 yards to rank seventh in the Mountain West and 48th nationally ... His 33 touchbacks led the league ... Despite playing home games at sea level, nearly half of his kickoffs went for touchbacks (33 of 68) ... He averaged 46.0 yards per punt in San Diego State's five road games ... Eight of his 14 punts on the road went for 50 or more yards ... Also finished with three tackles (two solo) ... Did not play in the opener at Washington ... Took all the kickoffs and punts in the home opener vs. Army ... Averaged 62.6 yards per kickoff on seven attempts and had three touchbacks ... Punted four times for a 36.5 average ... Averaged 62.5 yards per kickoff on eight attempts against North Dakota with six going for touchbacks ... Also punted twice for 96 yards (48.0 avg.), including a 51-yard boot and one inside the 20 ... Did not suit up against San José State ... Returned to action at Fresno State, punting five times for 220 yards (44.0 avg.), including a 50- and 51-yarder ... Also kicked off seven times with two touchbacks ... Punted a season-high six times for 228 yards (38.0 avg.) vs. Hawaii and averaged 61.2 yards per kickoff ... Had a good all-around game vs. Colorado State, averaging a then career-long 63.7 yards per kickoff with four touchbacks and punting once for 37 yards, which landed at the Rams' 8-yard line ... Had maybe his best all-around game at Nevada, punting four times for 210 yards and a career-high 52.5 average ... All four of his punts were 50 or more yards, including a career-long 56-yarder ... Two of his punts were inside the 20, a career-high mark ... Also kicked off six times with four of them going for a touchback ... Was honored as a honorable-mention CFPA National Punter of the Week ... Punted three times for 144 yards (44.3 avg.), including two inside the 20-yard line, which tied a career high, against UNLV ... Also kicked off five times with two for touchbacks ... Punted three times for 151 yards (50.3 avg.) at Boise State, including two inside the 20 and two for at least 50 yards ... Was

picked once again as a honorable-mention CFP National Punter of the Week ... Also averaged a then career-high 64.8 yards per kickoff on four attempts ... Had a busy day vs. Air Force, punting five times for 182 yards (36.4 avg.) and kickoff off five times for 325 yards and a perfect 65.0 average ... Four of his five kickoffs were touchbacks ... Punted twice for 63 yards (31.5 avg.) at Wyoming ... Also had five of his seven kickoffs not returned for a touchback ... Punted a career-high six times for a 40.7-yard average against Brigham Young in the Poinsettia Bowl ... Two of his boots went for more than 50 yards ... Had three kickoffs in the game, two of which went for touchbacks.

- **High School:** Lettered a nearby St. Augustine High School in San Diego ... Connected on all three of his field-goal attempts at the Prepstar California Classic All-Star Game, including a game-winning 45-yarder as time expired ... Special teams MVP and CIF kicker of the year during his senior year ... Three-star recruit by *Scouts, Inc.* and earned a grade of 75 ... Ranked No. 22 in *ESPN's* 2012 list of top 100 prep kickers.
- **Personal:** Born Feb. 4, 1994, in San Diego, Calif. ... Son of Marian and Jerry McMorrow ... Also played three years of soccer at St. Augustine High ... Sister, Siobhan, plays soccer at Concordia University ... Also recruited by Auburn, Arizona, Boise State, Army, Fresno State, Nevada and Cal Poly ... Is majoring in social science.

McMorrow's Career Statistics

Kicking

| Season | GP | GS | FGM | FGA | Pct. | 01-19 | 20-29 | 30-39 | 40-49 | 50+ | Lg. | Blk. |
|---------------|-----------|----------|----------|----------|------------|------------|------------|------------|------------|----------|----------|----------|
| 2012 | 11 | 0 | 0 | 0 | N/A | 0-0 | 0-0 | 0-0 | 0-0 | 0 | 0 | 0 |
| 2013 | 10 | 5 | 0 | 4 | 0.0 | 0-0 | 0-0 | 0-3 | 0-1 | 0 | 0 | 2 |
| 2014 | 6 | 0 | 0 | 0 | N/A | 0-0 | 0-0 | 0-0 | 0-0 | 0 | 0 | 0 |
| Career | 27 | 5 | 0 | 4 | 0.0 | 0-0 | 0-0 | 0-3 | 0-1 | 0 | 0 | 2 |

Kickoffs

| Season | GP | GS | No. | Yds. | Avg. | TB | OB |
|---------------|-----------|-----------|------------|--------------|-------------|-----------|----------|
| 2012 | 11 | 11 | 68 | 4,268 | 62.8 | 33 | 2 |
| 2013 | 10 | 10 | 48 | 2,969 | 61.9 | 18 | 3 |
| 2014 | 6 | 6 | 31 | 1,975 | 63.7 | 9 | 0 |
| Career | 27 | 27 | 147 | 9,212 | 62.7 | 60 | 5 |

Punting

| Season | GP | GS | No. | Yds. | Avg. | Lg. | TB | FC | 50+ | I20 |
|---------------|-----------|-----------|-----------|--------------|-------------|-----------|----------|----------|-----------|-----------|
| 2012 | 11 | 11 | 41 | 1,710 | 41.7 | 56 | 7 | 9 | 13 | 13 |
| 2013 | 10 | 0 | 3 | 118 | 39.4 | 42 | 0 | 0 | 0 | 2 |
| 2014 | 6 | 0 | 0 | 0 | N/A | 0 | 0 | 0 | 0 | 0 |
| Career | 27 | 11 | 44 | 1,828 | 41.5 | 56 | 7 | 9 | 13 | 15 |

Career Highs: Points: 5 vs. New Mexico (11/2/13); Kickoffs: 9 vs. Hawaii (10/6/12); Touchbacks (KO): 6 vs. North Dakota (9/15/12); Kickoff Avg. (More than 1 att.): 66.2 (5-for-331) at New Mexico (10/10/14); Punts: 6 vs. Brigham Young (12/20/12), vs. Hawaii (10/6/12); Yards: 244 vs. Brigham Young (12/20/12); Avg. (More than 1 att.): 52.5 (4-for-210) at Nevada (10/20/12); Long: 56 vs. UNLV (10/27/12), at Nevada (10/20/12).

2014 Highs: Kickoffs: 7 vs. UNLV (9/27/14), vs. Northern Arizona (8/30/14); Touchbacks (KO): 3 at New Mexico (10/10/14); Kickoff Avg. (More than 1 att.): 66.2 (5-for-331) at New Mexico (10/10/14).

McMorrow's Career Game-by-Game

Kicking

| Date | Opponent | GP | GS | PATs | | FGs | | | | |
|---------|---------------------|----|----|--------------------------------|------|-----|------|------|-------|---|
| | | | | Md. | Att. | Md. | Att. | Long | Blkd. | |
| A.31.13 | Eastern Illinois | | | --- Did Not Play --- | | | | | | |
| S.7.13 | at 3/2 Ohio State | 1 | | 0 | 0 | 0 | 0 | 0 | 0 | 0 |
| S.21.13 | Oregon State | 1 | | 0 | 0 | 0 | 0 | 0 | 0 | 0 |
| S.28.13 | at New Mexico State | 1 | | 0 | 0 | 0 | 0 | 0 | 0 | 0 |
| O.4.13 | Nevada* | 1 | | 0 | 0 | 0 | 0 | 0 | 0 | 0 |
| O.10.13 | at Air Force* | 1 | | 1 | 2 | 0 | 0 | 0 | 0 | 0 |
| O.26.13 | 15/18 Fresno State* | 1 | * | 4 | 4 | 0 | 2 | 0 | 1 | |
| N.2.13 | New Mexico* | 1 | * | 5 | 5 | 0 | 0 | 0 | 0 | 0 |
| N.9.13 | at San José State* | 1 | * | 2 | 3 | 0 | 2 | 0 | 1 | |
| N.16.13 | at Hawaii** | 1 | * | 4 | 4 | 0 | 0 | 0 | 0 | 0 |
| N.23.13 | Boise State* | 1 | * | 2 | 2 | 0 | 0 | 0 | 0 | 0 |
| N.30.13 | at UNLV* | | | --- Did Not Play - Injured --- | | | | | | |

| | | | | | | | | | | |
|---------|-----------------------|---|--|--------------------------------|---|---|---|---|---|---|
| D.21.13 | vs. Buffalo& | | | --- Did Not Play - Injured --- | | | | | | |
| A.30.13 | Northern Arizona | 1 | | 0 | 0 | 0 | 0 | 0 | 0 | 0 |
| S.6.14 | at 21/23 No. Carolina | 1 | | 0 | 0 | 0 | 0 | 0 | 0 | 0 |
| S.20.14 | at Oregon State | 1 | | 0 | 0 | 0 | 0 | 0 | 0 | 0 |
| S.27.14 | UNLV* | 1 | | 0 | 0 | 0 | 0 | 0 | 0 | 0 |
| O.3.14 | at Fresno State* | 1 | | 0 | 0 | 0 | 0 | 0 | 0 | 0 |
| O.10.14 | at New Mexico* | 1 | | 0 | 0 | 0 | 0 | 0 | 0 | 0 |

Kickoffs

| Date | Opponent | GP | GS | No. | Yds. | Avg. | TB | OB |
|---------|-----------------------|----|----|----------------------|------|------|----|----|
| S.1.12 | at Washington | | | --- Did Not Play --- | | | | |
| S.8.12 | Army | 1 | * | 7 | 438 | 62.6 | 3 | 0 |
| S.15.12 | North Dakota | 1 | * | 8 | 500 | 62.5 | 6 | 0 |
| S.22.12 | San José State | | | --- Did Not Play --- | | | | |
| S.29.12 | at Fresno State* | 1 | * | 7 | 435 | 62.1 | 2 | 0 |
| O.6.12 | Hawaii** | 1 | * | 9 | 551 | 61.2 | 0 | 0 |
| O.13.12 | Colorado State* | 1 | * | 7 | 446 | 63.7 | 4 | 0 |
| O.20.12 | at Nevada* | 1 | * | 6 | 357 | 59.5 | 4 | 0 |
| O.27.12 | UNLV* | 1 | * | 5 | 302 | 60.4 | 2 | 1 |
| N.3.12 | at 19/14 Boise State* | 1 | * | 4 | 259 | 64.8 | 1 | 0 |
| N.10.12 | Air Force* | 1 | * | 5 | 325 | 65.0 | 4 | 0 |
| N.24.12 | at Wyoming* | 1 | * | 7 | 452 | 64.6 | 5 | 1 |
| D.20.12 | vs. Brigham Young^ | 1 | * | 3 | 193 | 64.3 | 2 | 0 |

| | | | | | | | | | | |
|---------|---------------------|---|---|----------------------|-----|------|---|---|--|--|
| A.31.13 | Eastern Illinois | | | --- Did Not Play --- | | | | | | |
| S.7.13 | at 3/2 Ohio State | 1 | * | 2 | 129 | 64.5 | 1 | 0 | | |
| S.21.13 | vs. Oregon State | 1 | * | 7 | 430 | 61.4 | 2 | 1 | | |
| S.28.13 | at New Mexico State | 1 | * | 5 | 313 | 62.6 | 3 | 1 | | |
| O.4.13 | Nevada* | 1 | * | 7 | 441 | 63.0 | 4 | 0 | | |
| O.10.13 | at Air Force* | 1 | * | 5 | 325 | 65.0 | 5 | 0 | | |
| O.26.13 | 15/18 Fresno State* | 1 | * | 4 | 252 | 63.0 | 1 | 0 | | |
| N.2.13 | New Mexico* | 1 | * | 6 | 351 | 58.5 | 1 | 0 | | |
| N.9.13 | at San José State* | 1 | * | 6 | 357 | 59.5 | 0 | 0 | | |
| N.16.13 | at Hawaii** | 1 | * | 4 | 243 | 60.8 | 1 | 1 | | |
| N.23.13 | Boise State* | 1 | * | 2 | 128 | 64.0 | 0 | 0 | | |

| | | | | | | | | | | |
|---------|-----------------------|---|---|--------------------------------|-----|------|---|---|--|--|
| N.30.13 | at UNLV* | | | --- Did Not Play - Injured --- | | | | | | |
| D.21.13 | vs. Buffalo& | | | --- Did Not Play - Injured --- | | | | | | |
| A.30.14 | Northern Arizona | 1 | * | 7 | 444 | 63.4 | 2 | 0 | | |
| S.6.14 | at 21/23 No. Carolina | 1 | * | 6 | 379 | 62.3 | 1 | 0 | | |
| S.20.14 | at Oregon State | 1 | * | 2 | 130 | 65.0 | 2 | 0 | | |
| S.27.14 | UNLV* | 1 | * | 7 | 436 | 62.3 | 1 | 0 | | |
| O.3.14 | at Fresno State* | 1 | * | 4 | 255 | 63.8 | 0 | 0 | | |
| O.10.14 | at New Mexico* | 1 | * | 5 | 331 | 66.2 | 3 | 0 | | |

Punting

| Date | Opponent | GP | GS | No. | Yds. | Avg. | Net | TB | FC | I20 | Lg |
|---------|-----------------------|----|----|----------------------|------|------|------|----|----|-----|----|
| S.1.12 | at Washington | | | --- Did Not Play --- | | | | | | | |
| S.8.12 | at Army | 1 | * | 4 | 146 | 36.5 | 31.8 | 1 | 2 | 1 | 42 |
| S.15.12 | North Dakota | 1 | * | 2 | 96 | 48.0 | 48.0 | 0 | 2 | 1 | 51 |
| S.22.12 | San José State | | | --- Did Not Play --- | | | | | | | |
| S.29.12 | at Fresno State* | 1 | * | 5 | 220 | 44.0 | 41.4 | 0 | 1 | 1 | 51 |
| O.6.12 | Hawaii** | 1 | * | 6 | 228 | 38.0 | 30.3 | 1 | 0 | 1 | 50 |
| O.13.12 | Colorado State* | 1 | * | 1 | 37 | 37.0 | 30.0 | 0 | 0 | 1 | 37 |
| O.20.12 | at Nevada* | 1 | * | 4 | 210 | 52.5 | 41.5 | 1 | 0 | 2 | 52 |
| O.27.12 | UNLV* | 1 | * | 3 | 133 | 44.3 | 37.7 | 1 | 1 | 2 | 56 |
| N.3.12 | at 19/14 Boise State* | 1 | * | 3 | 151 | 50.3 | 45.0 | 0 | 0 | 2 | 52 |
| N.10.12 | Air Force* | 1 | * | 5 | 182 | 36.4 | 28.4 | 2 | 3 | 1 | 47 |
| N.24.12 | at Wyoming* | 1 | * | 2 | 63 | 31.5 | 31.5 | 0 | 0 | 1 | 25 |
| D.20.12 | vs. Brigham Young^ | 1 | * | 6 | 244 | 40.7 | 34.5 | 1 | 0 | 0 | 53 |

| | | | | | | | | | | | |
|---------|---------------------|---|--|----------------------|----|------|------|---|---|---|----|
| A.31.13 | Eastern Illinois | | | --- Did Not Play --- | | | | | | | |
| S.7.13 | at 3/2 Ohio State | 1 | | 0 | 0 | 0.0 | 0.0 | 0 | 0 | 0 | 0 |
| S.21.13 | Oregon State | 1 | | 2 | 83 | 41.5 | 53.0 | 0 | 0 | 1 | 42 |
| S.28.13 | at New Mexico State | 1 | | 1 | 35 | 35.0 | 35.0 | 0 | 0 | 1 | 35 |
| O.4.13 | Nevada* | 1 | | 0 | 0 | 0.0 | 0.0 | 0 | 0 | 0 | 0 |
| O.10.13 | at Air Force* | 1 | | 0 | 0 | 0.0 | 0.0 | 0 | 0 | 0 | 0 |
| O.26.13 | 15/18 Fresno State* | 1 | | 0 | 0 | 0.0 | 0.0 | 0 | 0 | 0 | 0 |
| N.2.13 | New Mexico* | 1 | | 0 | 0 | 0.0 | 0.0 | 0 | 0 | 0 | 0 |

| | | | | | | | | | | |
|--------------------------------|-----------------------|---|---|---|-----|-----|---|---|---|---|
| N.9.13 | at San José State* | 1 | 0 | 0 | 0.0 | 0.0 | 0 | 0 | 0 | 0 |
| N.16.13 | at Hawai'i* | 1 | 0 | 0 | 0.0 | 0.0 | 0 | 0 | 0 | 0 |
| N.23.13 | Boise State* | 1 | 0 | 0 | 0.0 | 0.0 | 0 | 0 | 0 | 0 |
| N.30.13 | at UNLV* | | | | | | | | | |
| --- Did Not Play - Injured --- | | | | | | | | | | |
| D.21.13 | vs. Buffalo& | | | | | | | | | |
| --- Did Not Play - Injured --- | | | | | | | | | | |
| A.30.14 | Northern Arizona | 1 | 0 | 0 | 0.0 | 0.0 | 0 | 0 | 0 | 0 |
| S.6.14 | at 21/23 No. Carolina | 1 | 0 | 0 | 0.0 | 0.0 | 0 | 0 | 0 | 0 |
| S.20.14 | at Oregon State | 1 | 0 | 0 | 0.0 | 0.0 | 0 | 0 | 0 | 0 |
| S.27.14 | UNLV* | 1 | 0 | 0 | 0.0 | 0.0 | 0 | 0 | 0 | 0 |
| O.3.14 | at Fresno State* | 1 | 0 | 0 | 0.0 | 0.0 | 0 | 0 | 0 | 0 |
| O.10.14 | at New Mexico* | 1 | 0 | 0 | 0.0 | 0.0 | 0 | 0 | 0 | 0 |

Bold indicates season high. * - Mountain West game. ^ - 2012 San Diego County Credit Union Poinsettia Bowl (Qualcomm Stadium; San Diego, Calif.). & - 2013 Famous Idaho Potato Bowl (Bronco Stadium; Boise, Idaho). GS - * in this category indicates the player was on the field the first time San Diego State was in the punt/PAT/FG/KO formation.

#45 FRED MELIFONWU (mel-ah-FON-woo)
Linebacker • RS-Freshman • 6-5 • 235 • San Diego, Calif. • Lincoln High

- **At San Diego State:** Originally a defensive end in high school, who moved to linebacker when he arrived at SDSU ... Quick and strong player with long arms ... Is listed as the backup at middle linebacker to senior Cody Galea heading into the Hawai'i game.
- **2014 (Freshman):** Has played in the team's only six games, the first of his career ... Has six tackles (five solo), including 2.5 tackles for loss for 20 yards, two sacks for 19 yards and a quarterback hurry ... The two sacks are tied for the team lead ... **vs. Northern Arizona (Aug. 30)** ... Played in his first career game in the opener vs. Northern Arizona off the bench ... Had a good all-around day with four tackles (three solo), 1.5 tackles for loss and a 7-yard sack ... **at No. 21/23 North Carolina (Sept. 6)** ... Saw time off the bench at No. 21/23 North Carolina without finding the stat sheet ... **at Oregon State (Sept. 20)** ... Had another good game off the bench at Oregon State with two solo tackles, including a 12-yard sack (and TFL) ... **vs. UNLV (Sept. 27)** ... Saw time against UNLV off the bench, but did not record a stat ... **at Fresno State (Oct. 3)** ... Played off the bench at Fresno State without recording a stat ... **at New Mexico (Oct. 10)** ... Saw time again off the bench at New Mexico, but didn't find the stat sheet.
- **2013 (Redshirt):** Utilized his redshirt season, where he was named the team's defensive co-scout player of the year.
- **High School:** Also played tight end at local Lincoln High School ... Had 81 tackles, 10.5 sacks, four forced fumbles and one fumble recovery as a senior, helping the Hornets to a 10-3 record and a San Diego Section CIF Division III championship ... This was a year after Lincoln was 2-9-1 ... A three-star recruit by *Rivals.com* and *247Sports.com* ... Received a grade of 88 by *247Sports*, and was rated as the 25th-best weakside defensive end in the nation and 61st-best recruit overall in California ... Was ranked 130th among all defensive ends by *Scout.com* ... Also starred at basketball at Lincoln.
- **Personal:** Picked the Aztecs after visiting Nevada and San José State ... Also received offers from Colorado, Colorado State, Hawai'i, New Mexico, New Mexico State, Washington, Washington State and Weber State, while drawing interest from Arizona State, Boise State, California, Missouri, Ohio, Oregon, Oregon State, South Alabama, UCLA, USC, Utah and Wisconsin ... Is majoring in social science.

Melifonwu's Career Statistics

| Season | GP | GS | UA | A | TT | TFL | Sk | Int. | PBU | FF | FR |
|---------------|----------|----------|----------|----------|----------|------------|------------|----------|----------|----------|----------|
| 2014 | 6 | 0 | 5 | 1 | 6 | 2.5 | 2.0 | 0 | 0 | 0 | 0 |
| Career | 6 | 0 | 5 | 1 | 6 | 2.5 | 2.0 | 0 | 0 | 0 | 0 |

Career/2014 Highs: Tackles: 4 vs. Northern Arizona (8/30/14); Tackles For Loss: 1.5 vs. Northern Arizona (8/30/14); Sacks: 1.0 at Oregon State (9/20/14). vs. Northern Arizona (8/30/14).

Melifonwu's Career Game-by-Game

| Date | Opponent | GP | GS | UA | A | TT | TFL | Sk. | Int. | PBU | FF | FR |
|---------|-----------------------|----|----|----|---|----|-----|-----|------|-----|----|----|
| A.30.14 | Northern Arizona | 1 | 0 | 3 | 1 | 4 | 1.5 | 1.0 | 0 | 0 | 0 | 0 |
| S.6.14 | at 21/23 No. Carolina | 1 | 0 | 0 | 0 | 0 | 0.0 | 0.0 | 0 | 0 | 0 | 0 |
| S.20.14 | at Oregon State | 1 | 0 | 2 | 0 | 2 | 1.0 | 1.0 | 0 | 0 | 0 | 0 |
| S.27.14 | UNLV* | 1 | 0 | 0 | 0 | 0 | 0.0 | 0.0 | 0 | 0 | 0 | 0 |
| O.3.14 | at Fresno State* | 1 | 0 | 0 | 0 | 0 | 0.0 | 0.0 | 0 | 0 | 0 | 0 |

| | | | | | | | | | | | | |
|---------|----------------|---|---|---|---|---|-----|-----|---|---|---|---|
| O.10.14 | at New Mexico* | 1 | 0 | 0 | 0 | 0 | 0.0 | 0.0 | 0 | 0 | 0 | 0 |
|---------|----------------|---|---|---|---|---|-----|-----|---|---|---|---|

Bold indicates season high. * - Mountain West game.

#98 SAM MEREDITH

Defensive Line • Senior • 6-4 • 290 • La Mesa, Calif. • Helix HS

- **At San Diego State:** An aggressive athlete who shows good speed for his size ... Earned honorable mention All-Mountain West honors as a true sophomore in 2012 and was voted the team's defensive lineman of the year by the coaching staff ... Played in 24 straight games with starts in 19 consecutive contests before an injury (torn labrum) forced him to come off the bench against Fresno State in 2013 ... The injury saw him miss the spring season ... Has 22 career starts, including three this year at right defensive end.
- **2014 (Senior):** Selected a team captain by his teammates ... Has been named to the all-Mountain West second team by *Athlon Sports* ... Has played in all six games, including a start in three contests ... Has 10 tackles (six solo), 2.5 tackles for loss, a sack, a pass breakup, a forced fumble, a blocked field goal and a quarterback hurry ... **vs. Northern Arizona (Aug. 30)** ... Made two tackles in a reserve role in the opener vs. Northern Arizona ... Also added 0.5 TFL and was one of three Aztecs with a PBU ... **at No. 21/23 North Carolina (Sept. 6)** ... Made one assisted stop and added a quarterback hurry at No. 21/23 North Carolina ... **at Oregon State (Sept. 20)** ... Earned his first start of the season at Oregon State and first since Oct. 10, 2013 at Air Force ... Came up big with four tackles (three solo), a career-high 2.0 tackles for loss, a sack and his first career forced fumble ... **vs. UNLV (Sept. 27)** ... Had two solo tackles vs. UNLV in another start ... **at Fresno State (Oct. 3)** ... Blocked his second career field goal attempt and made an assisted tackle in another start at Fresno State ... **at New Mexico (Oct. 10)** ... Came off the bench at New Mexico and didn't record a stat.
- **2013 (Junior):** Was a preseason second-team all-MW pick by *Athlon Sports* and *Phil Steele* ... Was expected to have surgery on his torn labrum on Nov. 13, but decided to play through the pain and returned at Hawai'i on Nov. 16 ... Wasn't able to play against Boise State, however, and went under surgery on Nov. 27 ... Had six starts on the season and played in eight of the 11 games overall, recording 16 tackles, with 2.0 tackles for loss, two fumble recoveries, a sack, a pass breakup and a blocked kick ... The two fumble recoveries were tied for the 34th most in the nation ... Started the opener at nose tackle vs. Eastern Illinois, but did not record a stat ... Started again at No. 3/2 Ohio State without making a stat ... Started vs. Oregon State and came up with two tackles (both solo), a TFL and a fumble recovery ... Tied a career high with five tackles in another start at New Mexico State ... Also had a PBU and blocked an extra point, which allowed David Lamar to return it for two points ... Started once again vs. Nevada and had three tackles and a fumble recovery ... The recovery came when Damontae Kazee sacked the Wolf Pack quarterback Cody Fajardo in the third quarter, leading to a Tim Vizzi rushing touchdown ... Made three assisted stops in another start at Air Force ... Saw his streak of 19 straight starts come to an end vs. No. 15/18 Fresno State because of a shoulder injury, but did log a solo stop off the bench ... Missed the New Mexico game with the same shoulder injury that made him miss the start vs. Fresno State, ending his consecutive game played streak at 24 ... Did not travel to San José State because of the lingering shoulder surgery, which was expected to cause him to undergo surgery on Nov. 13 ... Instead he decided to play through the pain and played at Hawai'i, making two tackles off the bench, including a 1-yard sack ... It was his first sack of the season and second of his career ... Was not able to play against Boise State because of his shoulder injury and elected to undergo surgery ... Was not on the travel squad at UNLV, having undergone surgery earlier in the week ... Traveled with the team to Boise, Idaho, for the Famous Idaho Potato Bowl, but did not play due to the injury.
- **2012 (Sophomore):** Named an all-Mountain West honorable-mention selection ... Named San Diego State's Defensive Lineman of the Year ... Started (at defensive tackle) and played in all 13 games in 2012 ... One of 10 players to start every game, one of only five on the defensive side of the ball and one of two defensive lineman (Jordan Thomas) ... One of seven players to record a tackle in every game ... Started his first career game in the opener at Washington, making two assisted tackles ... Started again vs. Army and had one solo tackle ... Had three tackles and his first career sack vs. North Dakota ... Recorded three stops again vs. San José State ... Had three tackles for a third straight game at Fresno State and also registered a career-high 1.5 TFL ... Made two stops vs. Hawai'i ... Had a then career-high four tackles, including 1.0 TFL vs. Colorado State ... Made two stops with 1.0 TFL at Nevada ... Had one tackle vs. UNLV ... Made three tackles at Boise State ... Had a career-high five tackles and his first career fumble recovery vs. Air Force ... Made two tackles and picked up his first career PBU at Wyoming ... Tied a career-high with five stops against Brigham Young in the Poinsettia Bowl, all of the solo variety, including one for a loss.
- **2011 (Freshman):** Played in 12 games but did not start a contest ... Played behind second-

team all-Mountain West Conference performer Jerome Long ... Logged four tackles (all solo) with one TFL ... One of four true freshmen to play in the opener vs. Cal Poly, coming in as a reserve in the second half ... Played, but did not log a stat for the second consecutive outing at Army ... First career tackle in the win over Washington State ... Only stop at Michigan was for a loss of 2 yards ... One solo effort in the loss to TCU ... Was a reserve at Air Force, vs. Wyoming and vs. New Mexico ... Did not play at Colorado State ... Made one tackle against Boise State ... Played, but did not record a stat against UNLV ... Logged snaps against Fresno State the following game ... Saw playing time in the New Orleans Bowl, but did not record a stat.

- **High School:** A three-star signee by *Rivals.com* ... A three-star recruit by *ESPN.com* who received a *Scouts, Inc.* grade of 77 and is listed as the No. 45 tight end recruit ... Earned all-CIF defensive line honors, recording six sacks through 10 games as a senior ... Named East County League Defensive Player of the Year and *Prep Pigskin Report* lineman of the year ... As a junior, was an East County first-team selection as both a tight end and defensive end ... Also saw action at Helix as an offensive lineman ... Lettered in basketball and track.
- **Personal:** Born Jan. 31, 1993, in Honolulu, Hawaii ... Son of Rachel and Sam Meredith ... Cousin is Trask Iosefa, who was a four-year starting center at SDSU from 2007-10 ... Chose the Aztecs over Stanford, Brigham Young, Arizona and Utah ... Is majoring in social science.

Meredith's Career Statistics

| Season | GP | GS | UA | A | TT | TFL | Sk | Int. | PBU | FF | FR |
|---------------|-----------|-----------|-----------|-----------|-----------|-------------|------------|----------|----------|----------|----------|
| 2011 | 12 | 0 | 4 | 0 | 4 | 1.0 | 0.0 | 0 | 0 | 0 | 0 |
| 2012 | 13 | 13 | 21 | 15 | 36 | 5.5 | 1.0 | 0 | 1 | 0 | 1 |
| 2013 | 8 | 6 | 7 | 9 | 16 | 2.0 | 1.0 | 0 | 1 | 0 | 2 |
| 2014 | 6 | 3 | 6 | 4 | 10 | 2.5 | 1.0 | 0 | 1 | 1 | 0 |
| Career | 39 | 22 | 38 | 28 | 66 | 11.0 | 3.0 | 0 | 3 | 1 | 3 |

Career Highs: Tackles: 5 at New Mexico State (9/28/13), vs. Brigham Young (12/20/12), vs. Air Force (11/10/12); Tackles For Loss: 2.0 at Oregon State (9/20/14); Sacks: 1.0 at Oregon State (9/20/14), at Hawaii (11/16/13), vs. North Dakota (9/15/12); Passes Broken Up: 1 vs. Northern Arizona (8/30/14), at New Mexico State (9/28/13), at Wyoming (11/24/12); Forced Fumbles: 1 at Oregon State (9/20/14); Fumble Recoveries: 1 vs. Nevada (10/4/13), vs. Oregon State (9/21/13), vs. Air Force (11/10/12); Blocked Kicks: 1 at Fresno State (10/3/14), at New Mexico State (9/28/13).

2014 Highs: Tackles: 4 at Oregon State (9/20/14); Tackles For Loss: 2.0 at Oregon State (9/20/14); Sacks: 1.0 at Oregon State (9/20/14); Forced Fumbles: 1 at Oregon State (9/20/14); Passed Broken Up: 1 vs. Northern Arizona (8/30/14); Blocked Kicks: 1 at Fresno State (10/3/14).

Meredith's Career Game-by-Game

| Date | Opponent | GP | GS | UA | A | TT | TFL | Sk | Int. | PBU | FF | FR |
|---------|-----------------------|--------------------------------|----|----|---|----|-----|-----|------|-----|----|----|
| S.3.11 | Cal Poly | 1 | 0 | 0 | 0 | 0 | 0.0 | 0.0 | 0 | 0 | 0 | 0 |
| S.10.11 | at Army | 1 | 0 | 0 | 0 | 0 | 0.0 | 0.0 | 0 | 0 | 0 | 0 |
| S.17.11 | Washington State | 1 | 0 | 1 | 0 | 1 | 0.0 | 0.0 | 0 | 0 | 0 | 0 |
| S.24.11 | at 22/21 Michigan | 1 | 0 | 1 | 0 | 1 | 1.0 | 0.0 | 0 | 0 | 0 | 0 |
| O.8.11 | TCU* | 1 | 0 | 1 | 0 | 1 | 0.0 | 0.0 | 0 | 0 | 0 | 0 |
| O.13.11 | at Air Force* | 1 | 0 | 0 | 0 | 0 | 0.0 | 0.0 | 0 | 0 | 0 | 0 |
| O.29.11 | Wyoming* | 1 | 0 | 0 | 0 | 0 | 0.0 | 0.0 | 0 | 0 | 0 | 0 |
| N.5.11 | New Mexico* | 1 | 0 | 0 | 0 | 0 | 0.0 | 0.0 | 0 | 0 | 0 | 0 |
| N.12.11 | at Colorado State* | --- Did Not Play - Injured --- | | | | | | | | | | |
| N.19.11 | 10/11 Boise State* | 1 | 0 | 1 | 0 | 1 | 0.0 | 0.0 | 0 | 0 | 0 | 0 |
| N.26.11 | at UNLV* | 1 | 0 | 0 | 0 | 0 | 0.0 | 0.0 | 0 | 0 | 0 | 0 |
| D.3.11 | Fresno State* | 1 | 0 | 0 | 0 | 0 | 0.0 | 0.0 | 0 | 0 | 0 | 0 |
| D.17.11 | vs. La.-Lafayette` | 1 | 0 | 0 | 0 | 0 | 0.0 | 0.0 | 0 | 0 | 0 | 0 |
| S.1.12 | at Washington | 1 | 1 | 0 | 2 | 2 | 0.0 | 0.0 | 0 | 0 | 0 | 0 |
| S.8.12 | Army | 1 | 1 | 1 | 0 | 1 | 0.0 | 0.0 | 0 | 0 | 0 | 0 |
| S.15.12 | North Dakota | 1 | 1 | 1 | 2 | 3 | 1.0 | 1.0 | 0 | 0 | 0 | 0 |
| S.22.12 | San José State | 1 | 1 | 2 | 1 | 3 | 0.0 | 0.0 | 0 | 0 | 0 | 0 |
| S.29.12 | at Fresno State* | 1 | 1 | 2 | 1 | 3 | 1.5 | 0.0 | 0 | 0 | 0 | 0 |
| O.6.12 | Hawaii`* | 1 | 1 | 2 | 0 | 2 | 0.0 | 0.0 | 0 | 0 | 0 | 0 |
| O.13.12 | Colorado State* | 1 | 1 | 2 | 2 | 4 | 1.0 | 0.0 | 0 | 0 | 0 | 0 |
| O.20.12 | at Nevada* | 1 | 1 | 2 | 0 | 2 | 1.0 | 0.0 | 0 | 0 | 0 | 0 |
| O.27.12 | UNLV* | 1 | 1 | 0 | 1 | 1 | 0.0 | 0.0 | 0 | 0 | 0 | 0 |
| N.3.12 | at 19/14 Boise State* | 1 | 1 | 2 | 1 | 3 | 0.0 | 0.0 | 0 | 0 | 0 | 0 |
| N.10.12 | Air Force* | 1 | 1 | 2 | 3 | 5 | 0.0 | 0.0 | 0 | 0 | 0 | 1 |
| N.24.12 | at Wyoming* | 1 | 1 | 0 | 2 | 2 | 0.0 | 0.0 | 0 | 1 | 0 | 0 |
| D.20.12 | vs. Brigham Young^ | 1 | 1 | 5 | 0 | 5 | 1.0 | 0.0 | 0 | 0 | 0 | 0 |

| | | | | | | | | | | | | |
|---------|-----------------------|--------------------------------|---|---|---|---|-----|-----|---|---|---|---|
| A.31.13 | Eastern Illinois | 1 | 1 | 0 | 0 | 0 | 0.0 | 0.0 | 0 | 0 | 0 | 0 |
| S.7.13 | at 3/2 Ohio State | 1 | 1 | 0 | 0 | 0 | 0.0 | 0.0 | 0 | 0 | 0 | 0 |
| S.21.13 | Oregon State | 1 | 1 | 2 | 0 | 2 | 1.0 | 0.0 | 0 | 0 | 0 | 1 |
| S.28.13 | at New Mexico State | 1 | 1 | 2 | 3 | 5 | 0.0 | 0.0 | 0 | 1 | 0 | 0 |
| O.4.13 | Nevada* | 1 | 1 | 1 | 2 | 3 | 0.0 | 0.0 | 0 | 0 | 0 | 1 |
| O.10.13 | at Air Force* | 1 | 1 | 0 | 3 | 3 | 0.0 | 0.0 | 0 | 0 | 0 | 0 |
| O.26.13 | 15/18 Fresno State* | 1 | 0 | 1 | 0 | 1 | 0.0 | 0.0 | 0 | 0 | 0 | 0 |
| N.2.13 | New Mexico* | --- Did Not Play - Injured --- | | | | | | | | | | |
| N.9.13 | at San José State* | --- Did Not Play - Injured --- | | | | | | | | | | |
| N.16.13 | at Hawaii`* | 1 | 0 | 1 | 0 | 1 | 1.0 | 1.0 | 0 | 0 | 0 | 0 |
| N.23.13 | Boise State* | --- Did Not Play - Injured --- | | | | | | | | | | |
| N.30.13 | at UNLV* | --- Did Not Play - Injured --- | | | | | | | | | | |
| D.21.13 | vs. Buffalo& | --- Did Not Play - Injured --- | | | | | | | | | | |
| A.30.14 | Northern Arizona | 1 | 0 | 1 | 1 | 2 | 0.5 | 0.0 | 0 | 1 | 0 | 0 |
| S.6.14 | at 21/23 No. Carolina | 1 | 0 | 0 | 1 | 1 | 0.0 | 0.0 | 0 | 0 | 0 | 0 |
| S.20.14 | at Oregon State | 1 | 1 | 3 | 1 | 4 | 2.0 | 1.0 | 0 | 0 | 1 | 0 |
| S.27.14 | UNLV* | 1 | 1 | 2 | 0 | 2 | 0.0 | 0.0 | 0 | 0 | 0 | 0 |
| O.3.14 | at Fresno State* | 1 | 1 | 0 | 1 | 1 | 0.0 | 0.0 | 0 | 0 | 0 | 0 |
| O.10.14 | at New Mexico* | 1 | 0 | 0 | 0 | 0 | 0.0 | 0.0 | 0 | 0 | 0 | 0 |

Bold indicates season high. * - Mountain West game. ` - 2011 L+R Carrier New Orleans Bowl (Mercedes-Benz Stadium; New Orleans, La.). ^ - 2012 San Diego County Credit Union Poinsettia Bowl (Qualcomm Stadium; San Diego, Calif.). & - 2013 Famous Idaho Potato Bowl (Bronco Stadium; Boise, Idaho).

#82 LLOYD MILLS

Wide Receiver • Sophomore • 5-10 • 165 • Chandler, Ariz. • Chandler HS

- **At San Diego State:** Speedy receiver with good hands ... Is listed as the 'Z' wideout starter heading into the Hawaii contest ... Is also the team's main punt returner.
- **2014 (Sophomore):** Has played in the team's only six games as a punt returner and wide receiver ... Has eight catches for 120 yards (15.0 avg.) and three rushes for 105 yards (35.0 avg.) ... Also has all but one of SDSU's 13 punt returns, returning 12 for 120 yards (10.0 avg.), including a 67-yard touchdown ... Is one of 31 players in the nation with a punt return for a touchdown this season ... Leads the MW and ranks 23rd in the nation in punt return average (10.0) ... **vs. Northern Arizona (Aug. 30)** ... Played in the opener as a wide receiver and as the team's punt returner ... Had a 33-yard rush, which was the longest attempt of the game and the first of his career ... Also returned four punts for 85 yards (21.2 avg.), including a 67-yard touchdown in the fourth quarter ... That was SDSU's third punt return for a touchdown over a fourgame stretch (dating back to last year) and the seventh sequential teams touchdown by the Aztecs in the Rocky Long head coaching era (since 2011) ... Was one of only 10 players with a punt return for a touchdown in the opening week of FBS play ... Was named a CFPA Punt Returner of the Week for his efforts ... **at No. 21/23 North Carolina (Sept. 6)** ... Had his first two career catches for 22 yards (11.0 avg.) at No. 21/23 North Carolina ... Also returned a punt two yards ... **at Oregon State (Sept. 20)** ... Made his first career start at wide receiver at Oregon State and took advantage with a career highs of three catches and 25 yards (11.7 avg.) ... Also set a career high with 36 rushing yards, all coming on a career-long 36-yard attempt ... Also returned two punts for 22 yards (11.0 avg.) ... **vs. UNLV (Sept. 27)** ... Caught a 45-yard pass and had a 36-yard rush off the bench against UNLV, averaging 40.5 yards per play on the night ... The 45-yard reception was a career long and the 36-yard attempt tied a career long ... The 45 receiving yards were also a career high ... **at Fresno State (Oct. 3)** ... Caught two passes for 18 yards (9.0 avg.) off the bench at Fresno State ... Also returned three punts for minus-3 yards ... **at New Mexico (Oct. 10)** ... Came off the bench again at New Mexico, where he returned two punts for 14 yards (7.0 avg.).
- **2013 (Freshman):** Played in one game as a freshman, coming off the bench without recording a stat vs. Nevada.
- **2012 (Redshirt):** Redshirted as a true freshman.
- **High School:** Ranked No. 18 in the 2011 *MaxPreps.com* Arizona football player rankings for receivers ... Scored eight touchdowns last year in helping the Wolves go 8-4 overall and 3-2 in league play ... 2011 all-Arizona Division I team by the Arizona Republic ... Member of the National Honors Society and was a distinguished scholar ... The 55th-ranked recruit out of the state of Arizona by ESPN ... Earned a Scouts, Inc. grade of 69.
- **Personal:** Born Feb. 3, 1994, in Chandler, Ariz. ... Son of Clarence and Janice Mills ... Has three brothers and an older sister ... Was also recruited by Colorado, Northern Arizona, Montana and Air Force ... Is majoring in criminal justice.

Mills' Career Statistics

Receiving

| Season | GP | GS | Rec. | Yds. | Avg. | Long | TD | Rec/Gm | Yds/Gm. |
|---------------|----------|----------|----------|------------|-------------|-----------|----------|------------|-------------|
| 2013 | 1 | 0 | 0 | 0 | 0.0 | 0 | 0 | 0.0 | 0.0 |
| 2014 | 6 | 1 | 8 | 120 | 15.0 | 45 | 0 | 1.3 | 20.0 |
| Career | 7 | 1 | 8 | 120 | 15.0 | 45 | 0 | 1.2 | 17.1 |

Punt Returns

| Season | GP | GS | No. | Yds. | Avg. | Long | TD | All-Purpose | |
|---------------|----------|----------|-----------|------------|-------------|-----------|----------|---------------|-------------|
| | | | | | | | | Total Yds/Gm. | |
| 2013 | 1 | 0 | 0 | 0 | 0.0 | 0 | 0 | 0 | 0.0 |
| 2014 | 6 | 6 | 12 | 120 | 10.0 | 67 | 1 | 345 | 57.5 |
| Career | 7 | 6 | 12 | 120 | 10.0 | 67 | 1 | 345 | 49.3 |

Rushing

| Season | GP | GS | Att. | Yds. | TD | Avg. | Long | Yds/Gm |
|---------------|----------|----------|----------|------------|----------|-------------|-----------|-------------|
| 2013 | 1 | 0 | 0 | 0 | 0 | 0.0 | 0 | 0.0 |
| 2014 | 6 | 1 | 3 | 105 | 0 | 35.0 | 36 | 17.5 |
| Career | 7 | 1 | 3 | 105 | 0 | 35.0 | 36 | 15.0 |

Career/2014 Highs: Receptions: 3 at Oregon State (9/20/14); Receiving Yards: 45 vs. UNLV (9/27/14); Long Reception: 45 vs. UNLV (9/27/14); Carries: 1 vs. UNLV (9/27/14), at Oregon State (9/20/14), vs. Northern Arizona (8/30/14); Rushing Yards: 36 vs. UNLV (9/27/14), at Oregon State (9/20/14); Long Rush: 36 vs. UNLV (9/27/14), at Oregon State (9/20/14); Punt Returns: 4 vs. Northern Arizona (8/30/14); Long Punt Return: 67 vs. Northern Arizona (8/30/14); Punt Return Yards: 85 vs. Northern Arizona (8/30/14); Punt Return Touchdowns: 1 vs. Northern Arizona (8/30/14).

Mills' Career Game-by-Game

Receiving

| Date | Opponent | GP | GS | No. | Yds. | Avg. | Lg. | TD | TD Lengths |
|---------|-----------------------|----|----|-----|------|------|-----|----|------------|
| 0.4.13 | Nevada* | 1 | 0 | 0 | 0 | 0.0 | 0 | 0 | |
| A.30.14 | Northern Arizona | 1 | 0 | 0 | 0 | 0.0 | 0 | 0 | |
| S.6.14 | at 21/23 No. Carolina | 1 | 0 | 2 | 22 | 11.0 | 17 | 0 | |
| S.20.14 | at Oregon State | 1 | 1 | 3 | 35 | 11.7 | 19 | 0 | |
| S.27.14 | UNLV* | 1 | 0 | 1 | 45 | 45.0 | 45 | 0 | |
| 0.3.14 | at Fresno State* | 1 | 0 | 2 | 18 | 9.0 | 12 | 0 | |
| 0.10.14 | at New Mexico* | 1 | 0 | 0 | 0 | 0.0 | 0 | 0 | |

Punt Returns

| Date | Opponent | GP | GS | No. | Yds. | Avg. | Lg. | TD | TD Lengths |
|---------|-----------------------|----|----|-----|------|------|-----|----|------------|
| A.30.14 | Northern Arizona | 1 | * | 4 | 85 | 21.3 | 67 | 1 | 67 |
| S.6.14 | at 21/23 No. Carolina | 1 | * | 1 | 2 | 2.0 | 2 | 0 | |
| S.20.14 | at Oregon State | 1 | * | 2 | 22 | 11.0 | 15 | 0 | |
| S.27.14 | UNLV* | 1 | * | 0 | 0 | N/A | 0 | 0 | |
| 0.3.14 | at Fresno State* | 1 | * | 3 | -3 | -1.0 | 0 | 0 | |
| 0.10.14 | at New Mexico* | 1 | * | 2 | 14 | 7.0 | 9 | 0 | |

Bold indicates season high. * - Mountain West game. GS - * in this category the player was on the field the first time San Diego State was in the punt return formation.

#54 CALVIN MUNSON

Linebacker • Sophomore • 6-1 • 235 • St. Charles, Mo. • Francis Howell HS

- **At San Diego State:** Worked his way up from special teams to seeing time at middle linebacker as a true freshman ... Is a big, strong tackler ... Is listed as starting right outside linebacker after fall drills ... Was drafted with the 935th overall pick in the 31st round of the MLB Draft by the St. Louis Cardinals in June ... Has led the Aztecs in tackles once over his career.
- **2014 (Sophomore):** Has started and played in all six games this season ... Has 38 tackles (21 solo), including 6.5 tackles for loss, two interceptions for 90 yards, two sacks and a forced fumble ... Has an interception long of 64 yards, which is the 15th longest in FBS this season ... Is ranked in a tie for sixth in the MW and 54th in the nation with 0.33 interceptions per game ... His 90 interception return yards are the 11th most in the country ... Leads the squad in interceptions (2) and tackles for loss (6.5), is tied for the lead in sacks (2.0) and forced fumbles (1), and is third in tackles (38) ... vs. Northern Arizona (Aug. 30) ... Made his first career start in the opener vs. Northern Arizona, where he had two tackles, 0.5 TFL and a 64-yard interception ... The 64-yard interception return, which was the longest in Division I for the first week of play, got SDSU to the 1-yard line, where Donnel Pumphrey punched it in from a yard

out ... Both the interception and the 0.5 TFL were the first of his career ... **at No. 21/23 North Carolina (Sept. 6)** ... Had five stops (three solo) and a career-high 1.0 tackles for loss at No. 21/23 North Carolina ... **at Oregon State (Sept. 20)** ... Came up with six tackles (one solo) at Oregon State ... **vs. UNLV (Sept. 27)** ... Had five tackles (four solo), his first career sack and a 26-yard interception against UNLV ... **at Fresno State (Oct. 3)** ... Had a career game at Fresno State, making a career-high 12 tackles (seven solo), a career-best 3.0 tackles for loss, a sack and his first career forced fumble ... The 12 tackles were the most by an Aztec this season and was the first time he led the team in tackles over his career ... His previous best was six heading into the game ... **at New Mexico (Oct. 10)** ... Started for a sixth straight game at New Mexico, making eight tackles (five solo) with 1.0 tackles for loss ... The eight tackles ranked second on the team and were the fourth most in the game.

- **2013 (Freshman):** Played in 11 games as a true freshman, registering four tackles (three solo) ... Saw time on special teams and as a middle linebacker ... Did not play in the opener vs. Eastern Illinois ... Was on the travel roster to No. 3/2 Ohio State, but did not play ... Saw his first career action on special teams vs. Oregon State ... Logged playing time vs. New Mexico State without recording a stat ... Played again vs. Nevada, but did not find the stat sheet ... Saw time at Air Force without making a stat ... Played vs. No. 15/18 Fresno State without finding the stat sheet ... Played again against New Mexico with more time at middle linebacker, but did not record a stat ... Saw time again at special teams and MLB at San José State without making a stat ... Had his first three career tackles (two solo) at Hawai'i ... Played again vs. Boise State, but did not make a stat ... Saw time in the regular season finale at UNLV without finding the stat sheet ... Made one solo tackle in a reserve role vs. Buffalo in the Famous Idaho Potato Bowl.
- **High School:** A linebacker, who was named the GAC South defensive player of the year after making an eye-popping 193 tackles, nine sacks and three interceptions as a senior in 2012 ... The 193 tackles were the most in the greater St. Louis area ... Named a first-team all-state selection as a senior and earned second-team honors as a junior ... As a senior, was chosen as the defensive state player of the year by both the coaches and media ... Was a two-time first-team all-league selection ... Also saw some time as a wildcat-formation quarterback, where he rushed for 150 yards and four scores ... Helped lead Francis Howell to a 12-2 record as a team captain in 2012, where it was Missouri Class 6 runner-ups ... The Vikings also were 9-4 in 2011, advancing to the Class 6 semifinals for the first time, and 10-2 in 2010 ... Is a two-star recruit by both *Rivals.com* and *Scout.com* ... Also was ranked as the 98th-best middle linebacker by *Scout.com* ... A three-star athlete who also played basketball and baseball and can throw in the low 90s as a right-handed pitcher ... As a senior, led Francis Howell to a Missouri Class 5 state title and a 33-5 record, going 9-0 on the mound with a 0.64 ERA and 74 strikeouts and hitting .434 with nine home runs and 46 RBIs ... As a junior, went 4-4 with a 1.34 ERA, while striking out 56 in 57 2/3 innings ... Was drafted with the 935th overall pick in the 31st round of the MLB Draft by the St. Louis Cardinals in June ... A team captain in both football and baseball.
- **Personal:** Born Dec. 27, 1994, in Beaverton, Ore. ... Son of Kristen and Kurt Munson ... Father, Kurt, was a defensive lineman at Oregon State ... Was also recruited by Ohio and Toledo, and received more scholarship offers from Missouri State, Murray State, Tennessee-Martin and Southern Illinois ... Received more interest from Arizona State, California, Illinois, Iowa and Missouri ... Also considered Wyoming, Hawai'i and Fresno State ... Is majoring in business administration with a focus in marketing.

Munson's Career Statistics

| Season | GP | GS | UA | A | TT | TFL | Sk | Int. | PBU | FF | FR |
|---------------|-----------|----------|-----------|-----------|-----------|------------|------------|----------|----------|----------|----------|
| 2013 | 11 | 0 | 3 | 1 | 4 | 0.0 | 0.0 | 0 | 0 | 0 | 0 |
| 2014 | 6 | 6 | 21 | 17 | 38 | 6.5 | 2.0 | 2 | 0 | 1 | 0 |
| Career | 17 | 6 | 24 | 18 | 42 | 6.5 | 2.0 | 2 | 0 | 1 | 0 |

Career/2014 Highs: Tackles: 12 at Fresno State (10/3/14); Tackles For Loss: 3.0 at Fresno State (10/3/14); Sacks: 1.0 at Fresno State (10/3/14), vs. UNLV (9/27/14); Interceptions: 1 vs. UNLV (9/27/14), vs. Northern Arizona (8/30/14); Forced Fumbles: 1 at Fresno State (10/3/14).

Munson's Career Game-by-Game

| Date | Opponent | GP | GS | UA | A | TT | TFL | Sk. | Int. | PBU | FF | FR |
|---------|---------------------|----|----|----|---|----|-----|-----|------|-----|----|----|
| A.31.13 | Eastern Illinois | | | | | | | | | | | |
| S.7.13 | at 3/2 Ohio State | | | | | | | | | | | |
| S.21.13 | Oregon State | 1 | 0 | 0 | 0 | 0 | 0.0 | 0.0 | 0 | 0 | 0 | 0 |
| S.28.13 | at New Mexico State | 1 | 0 | 0 | 0 | 0 | 0.0 | 0.0 | 0 | 0 | 0 | 0 |
| 0.4.13 | Nevada* | 1 | 0 | 0 | 0 | 0 | 0.0 | 0.0 | 0 | 0 | 0 | 0 |

| | | | | | | | | | | | | |
|---------|-----------------------|---|---|---|---|----|-----|-----|---|---|---|---|
| O.10.13 | at Air Force* | 1 | 0 | 0 | 0 | 0 | 0.0 | 0.0 | 0 | 0 | 0 | 0 |
| O.26.13 | 15/18 Fresno State* | 1 | 0 | 0 | 0 | 0 | 0.0 | 0.0 | 0 | 0 | 0 | 0 |
| N.2.13 | New Mexico* | 1 | 0 | 0 | 0 | 0 | 0.0 | 0.0 | 0 | 0 | 0 | 0 |
| N.9.13 | at San José State* | 1 | 0 | 0 | 0 | 0 | 0.0 | 0.0 | 0 | 0 | 0 | 0 |
| N.16.13 | at Hawai'i* | 1 | 0 | 2 | 1 | 3 | 0.0 | 0.0 | 0 | 0 | 0 | 0 |
| N.23.13 | Boise State* | 1 | 0 | 0 | 0 | 0 | 0.0 | 0.0 | 0 | 0 | 0 | 0 |
| N.30.13 | at UNLV* | 1 | 0 | 0 | 0 | 0 | 0.0 | 0.0 | 0 | 0 | 0 | 0 |
| D.21.13 | vs. Buffalo& | 1 | 0 | 1 | 0 | 1 | 0.0 | 0.0 | 0 | 0 | 0 | 0 |
| A.30.14 | Northern Arizona | 1 | 1 | 1 | 1 | 2 | 0.5 | 0.0 | 1 | 0 | 0 | 0 |
| S.6.14 | at 21/23 No. Carolina | 1 | 1 | 3 | 2 | 5 | 1.0 | 0.0 | 0 | 0 | 0 | 0 |
| S.20.14 | at Oregon State | 1 | 1 | 1 | 5 | 6 | 0.0 | 0.0 | 0 | 0 | 0 | 0 |
| S.27.14 | UNLV* | 1 | 1 | 4 | 1 | 5 | 1.0 | 1.0 | 1 | 0 | 0 | 0 |
| O.3.14 | at Fresno State* | 1 | 1 | 7 | 5 | 12 | 3.0 | 1.0 | 0 | 0 | 1 | 0 |
| O.10.14 | at New Mexico* | 1 | 1 | 5 | 3 | 8 | 1.0 | 0.0 | 0 | 0 | 0 | 0 |

Bold indicates season high. * - Mountain West game. & - 2013 Famous Idaho Potato Bowl (Bronco Stadium; Boise, Idaho).

#53 LENICIO NOBLE (luh-KNEE-see-oh)

Offensive Line • Junior • 6-2 • 285 • Las Vegas, Nev. • Phoenix CC

- **At San Diego State:** Junior college transfer who joined SDSU in the spring of 2013 ... Is listed as the starting center vs. Hawai'i for the fifth straight week.
- **2014 (Junior):** Has played in four games, all starts at center over the past four contests ... Dressed, but did not see any action in the opener vs. Northern Arizona ... Was on the travel squad to North Carolina, but did not see any action ... Made his first career Division I start in his first career game at center at Oregon State ... Started again vs. UNLV, at Fresno State and at New Mexico.
- **2013 (Redshirt):** Redshirted his first year at SDSU, but was on the traveling squad for a few games.
- **2011-12 (at Phoenix CC):** Was a second-team all-Western States Football League (WSFL) pick as a sophomore in 2012 and a first-team all-Arizona Community College Athletic Conference (ACCAC) selection ... A three-star recruit by ESPN with a scout grade of 73 ... Received a 76 by 247Sports ... Received two stars from *Rivals.com*, *Scout.com* and *247Sports.com* ... 247Sports rated him as the 13th-best offensive guard in the nation and 28th overall in Arizona.
- **High School:** Played his high school ball at Cheyenne High School in Las Vegas, Nev.
- **Personal:** Born June 25, 1993, in Las Vegas, Nev ... Son of Earnest James and Genevieve Batiste ... Majoring in social science.

Noble's Career Statistics

| Season | GP | GS |
|---------------|----------|----------|
| 2014 | 4 | 4 |
| Career | 4 | 4 |

Noble's Career Game-by-Game

| Date | Opponent | GP | GS/POS |
|---------|-----------------------|-----|------------------|
| A.30.14 | Northern Arizona | --- | Did Not Play --- |
| S.6.14 | at 21/23 No. Carolina | --- | Did Not Play --- |
| S.20.14 | at Oregon State | 1 | C |
| S.27.14 | UNLV* | 1 | C |
| O.3.14 | at Fresno State* | 1 | C |
| O.10.14 | at New Mexico* | 1 | C |

* - Mountain West game.

#97 DONTRELL ONUOHA (On-know-ah)

Defensive Line • Senior • 6-2 • 290 • Indio, Calif. • La Quinta HS

- **At San Diego State:** Excellent athlete who runs well and has given the Aztecs much needed depth on the defensive line ... Is in his fifth year in the program and the senior has played in 30 games and made 15 starts on the field ... Sat out the spring season with an injury, but started at right defensive end in the first two games and again at New Mexico ... Is expected to back up Alex Barrett at defensive tackle vs. Hawai'i after battling arm injuries ... Has switched back and forth between defensive end (2011-12, 2014) and defensive tackle (2013) over his

career.

- **2014 (Senior):** Has played in all six games this season with starts in the first two and the last one at New Mexico ... Has 12 tackles (six solo), two tackles for loss, a sack and a quarterback hurry on the year ... **vs. Northern Arizona (Aug. 30)** ... Made the start at right defensive end in the opener vs. Northern Arizona, where he contributed two assisted stops ... **at No. 21/23 North Carolina (Sept. 6)** ... Had two solo tackles and a quarterback hurry at No. 21/23 North Carolina ... **at Oregon State (Sept. 20)** ... Made one assisted stop off the bench at Oregon State ... **vs. UNLV (Sept. 27)** ... Played again vs. UNLV without finding the stat sheet ... **at Fresno State (Oct. 3)** ... Had arguably the best game of the season with three tackles, including a 5-yard sack (and TFL) ... **at New Mexico (Oct. 10)** ... Had a season-high four tackles (three solo) and a 3-yard tackle for loss at New Mexico.
- **2013 (Junior):** Played in all 13 games with seven straight starts to close the season ... Had 26 tackles, 1.5 tackles for loss and a pass breakup ... Made on tackle in a reserve role in the opener vs. Eastern Illinois ... Came off the bench again at No. 3/2 Ohio State and had an assisted tackle ... Saw playing time vs. Oregon State without making it to the stat sheet ... Played again at New Mexico State, but didn't record a stat ... Saw time off the bench vs. Nevada without recording a stat ... Had two solo tackles, including a TFL, in the Aztec win at Air Force ... Earned his first start of the season vs. No. 15.18 Fresno State, along with his first ever at defensive tackle, first overall since Sept. 22, 2012 vs. San José State and sixth of his career ... Ended up with two tackles and his first career PBU ... Came up with assisted stops in another start at defensive tackle vs. New Mexico ... Had a career-high six tackles (three solo) in a third straight start at San José State ... Made four stops and 0.5 TFL in a fourth consecutive start at Hawai'i ... Finished with three tackles (two solo) against Boise State in another start ... Recorded three stops in a sixth straight start at UNLV ... Made two solo tackles in another start vs. Buffalo in the Famous Idaho Potato Bowl.
- **2012 (Sophomore):** Slated as the starter at defensive end and made the start in each of the first four games of the season ... Left the squad for approximately three weeks for personal reasons ... Although he returned to the team, he did not play following the game at Fresno State (Sept. 29) and missed the rest of the season ... Had nine tackles with seven resulting in gains of one yard or less for the opposition ... Made his second career start in the season opener at Washington, logging three assisted tackles ... Recorded three tackles for the second consecutive week vs. Army ... Once again earned the start vs. North Dakota and had two unassisted stops ... Credited with a solo tackle on a running play that resulted in no gain vs. San José State, making his fourth consecutive start of the season ... Did not play against Fresno State, Hawai'i, Colorado State, Nevada, UNLV, Boise State, Air Force, Wyoming and Brigham Young in the Poinsettia Bowl.
- **2011 (Freshman):** Made 13 tackles (10 solo) ... Had two tackles for a loss for seven yards and recorded a 6-yard sack ... Had his first tackle in his first collegiate game vs. Cal Poly, coming off the bench ... Traveled, but did not play at Army ... Second action of the season came against TCU, posting his second career tackle ... Had a season-high five tackles at Air Force, and added two tackles for a loss (his first of his career) and his first sack ... Had two stops vs. Wyoming ... Recorded two tackles vs. New Mexico ... Logged action at Colorado State ... Had two stops in another start vs. Boise State before leaving with an injury ... Missed the final three games (at UNLV, vs. Fresno State and vs. Louisiana-Lafayette) with an injured back.
- **2010 (Redshirt):** Redshirted as a true freshman.
- **High School:** Helped La Quinta High, under head coach Dan Armstrong, to three league titles and one runner-up finish over his four seasons ... Was a three-time all-league selection and two-time all-CIF pick ... Named the league's lineman of the year ... Two-year captain ... A three-star recruit according to *Rivals.com*.
- **Personal:** Born Feb. 12, 1992, in Long Beach, Calif ... Son of Debbie Woods and Carl Walker ... Chose San Diego State over Colorado, Fresno State, Nevada, New Mexico State and UNLV ... Is majoring in social science.

Onuoha's Career Statistics

| Season | GP | GS | UA | A | TT | TFL | Sk | Int. | PBU | FF | FR |
|---------------|-----------|-----------|-----------|-----------|-----------|------------|------------|----------|----------|----------|----------|
| 2011 | 7 | 1 | 10 | 3 | 13 | 2.0 | 1.0 | 0 | 0 | 0 | 0 |
| 2012 | 4 | 4 | 5 | 4 | 9 | 0.0 | 0.0 | 0 | 0 | 0 | 0 |
| 2013 | 13 | 7 | 13 | 13 | 26 | 1.5 | 0.0 | 0 | 1 | 0 | 0 |
| 2014 | 6 | 3 | 6 | 6 | 12 | 2.0 | 1.0 | 0 | 0 | 0 | 0 |
| Career | 30 | 15 | 34 | 26 | 60 | 5.5 | 2.0 | 0 | 1 | 0 | 0 |

Career Highs: Tackles: 6 at San José State (11/9/13); Tackles For Loss: 2.0 at Air Force (10/13/11); Sacks: 1.0 at Fresno State (10/3/14), at Air Force (10/13/11); Pass Breakups: 1 vs. Fresno State (10/26/13).

2014 Highs: Tackles: 4 at New Mexico (10/10/14); Tackles For Loss: 1.0 at New Mexico

(10/10/14), at Fresno State (10/3/14); Sacks: 1.0 at Fresno State (10/3/14).

Onuoha's Career Game-by-Game

| Date | Opponent | GP | GS | UA | A | TT | TFL | Sk. | Int. | PBU | FF | FR |
|---------|-----------------------|---|----|----|---|----|-----|-----|------|-----|----|----|
| S.3.11 | Cal Poly | 1 | 0 | 1 | 0 | 1 | 0.0 | 0.0 | 0 | 0 | 0 | 0 |
| S.10.11 | at Army | --- Did Not Play --- | | | | | | | | | | |
| S.17.11 | Washington State | --- Did Not Play --- | | | | | | | | | | |
| S.24.11 | at 22/21 Michigan | --- Did Not Play --- | | | | | | | | | | |
| 0.8.11 | TCU* | 1 | 0 | 1 | 0 | 1 | 0.0 | 0.0 | 0 | 0 | 0 | 0 |
| 0.13.11 | at Air Force* | 1 | 0 | 4 | 1 | 5 | 2.0 | 1.0 | 0 | 0 | 0 | 0 |
| 0.29.11 | Wyoming* | 1 | 0 | 1 | 1 | 2 | 0.0 | 0.0 | 0 | 0 | 0 | 0 |
| N.5.11 | New Mexico* | 1 | 0 | 1 | 1 | 2 | 0.0 | 0.0 | 0 | 0 | 0 | 0 |
| N.12.11 | at Colorado State* | 1 | 0 | 0 | 0 | 0 | 0.0 | 0.0 | 0 | 0 | 0 | 0 |
| N.19.11 | 10/11 Boise State* | 1 | 1 | 2 | 0 | 2 | 0.0 | 0.0 | 0 | 0 | 0 | 0 |
| N.26.11 | at UNLV* | --- Did Not Play - Injured --- | | | | | | | | | | |
| D.3.11 | Fresno State* | --- Did Not Play - Injured --- | | | | | | | | | | |
| D.17.11 | vs. La.-Lafayette` | --- Did Not Play - Injured --- | | | | | | | | | | |
| S.1.12 | at Washington | 1 | 1 | 0 | 3 | 3 | 0.0 | 0.0 | 0 | 0 | 0 | 0 |
| S.8.12 | Army | 1 | 1 | 2 | 1 | 3 | 0.0 | 0.0 | 0 | 0 | 0 | 0 |
| S.15.12 | North Dakota | 1 | 1 | 2 | 0 | 2 | 0.0 | 0.0 | 0 | 0 | 0 | 0 |
| S.22.12 | San José State | 1 | 1 | 1 | 0 | 1 | 0.0 | 0.0 | 0 | 0 | 0 | 0 |
| S.29.12 | at Fresno State* | --- Did Not Play - Personal Reasons --- | | | | | | | | | | |
| 0.6.12 | Hawai'i* | --- Did Not Play - Personal Reasons --- | | | | | | | | | | |
| 0.13.12 | Colorado State* | --- Did Not Play - Personal Reasons --- | | | | | | | | | | |
| 0.20.12 | at Nevada* | --- Did Not Play --- | | | | | | | | | | |
| 0.27.12 | UNLV* | --- Did Not Play --- | | | | | | | | | | |
| N.3.12 | at 19/14 Boise State* | --- Did Not Play --- | | | | | | | | | | |
| N.10.12 | Air Force* | --- Did Not Play --- | | | | | | | | | | |
| N.24.12 | at Wyoming* | --- Did Not Play --- | | | | | | | | | | |
| D.20.12 | vs. Brigham Young^ | --- Did Not Play --- | | | | | | | | | | |
| A.31.13 | Eastern Illinois | 1 | 0 | 1 | 0 | 1 | 0.0 | 0.0 | 0 | 0 | 0 | 0 |
| S.7.13 | at 3/2 Ohio State | 1 | 0 | 0 | 1 | 1 | 0.0 | 0.0 | 0 | 0 | 0 | 0 |
| S.21.13 | Oregon State | 1 | 0 | 0 | 0 | 0 | 0.0 | 0.0 | 0 | 0 | 0 | 0 |
| S.28.13 | at New Mexico State | 1 | 0 | 0 | 0 | 0 | 0.0 | 0.0 | 0 | 0 | 0 | 0 |
| 0.4.13 | Nevada* | 1 | 0 | 0 | 0 | 0 | 0.0 | 0.0 | 0 | 0 | 0 | 0 |
| 0.10.13 | at Air Force* | 1 | 0 | 2 | 0 | 2 | 1.0 | 0.0 | 0 | 0 | 0 | 0 |
| 0.26.13 | 15/18 Fresno State* | 1 | 1 | 1 | 1 | 2 | 0.0 | 0.0 | 0 | 1 | 0 | 0 |
| N.2.13 | New Mexico* | 1 | 1 | 0 | 2 | 2 | 0.0 | 0.0 | 0 | 0 | 0 | 0 |
| N.9.13 | at San José State* | 1 | 1 | 3 | 3 | 6 | 0.0 | 0.0 | 0 | 0 | 0 | 0 |
| N.16.13 | at Hawai'i* | 1 | 1 | 2 | 2 | 4 | 0.5 | 0.0 | 0 | 0 | 0 | 0 |
| N.23.13 | Boise State* | 1 | 1 | 2 | 1 | 3 | 0.0 | 0.0 | 0 | 0 | 0 | 0 |
| N.30.13 | at UNLV* | 1 | 1 | 0 | 3 | 3 | 0.0 | 0.0 | 0 | 0 | 0 | 0 |
| D.21.13 | vs. Buffalo& | 1 | 1 | 2 | 0 | 2 | 0.0 | 0.0 | 0 | 0 | 0 | 0 |
| A.30.14 | Northern Arizona | 1 | 1 | 0 | 2 | 2 | 0.0 | 0.0 | 0 | 0 | 0 | 0 |
| S.6.14 | at 21/23 No. Carolina | 1 | 1 | 2 | 0 | 2 | 0.0 | 0.0 | 0 | 0 | 0 | 0 |
| S.20.14 | at Oregon State | 1 | 0 | 1 | 1 | 0 | 0.0 | 0.0 | 0 | 0 | 0 | 0 |
| S.27.14 | UNLV* | 1 | 0 | 0 | 0 | 0 | 0.0 | 0.0 | 0 | 0 | 0 | 0 |
| 0.3.14 | at Fresno State* | 1 | 0 | 1 | 2 | 3 | 1.0 | 1.0 | 0 | 0 | 0 | 0 |
| 0.10.14 | at New Mexico* | 1 | 1 | 3 | 1 | 4 | 1.0 | 0.0 | 0 | 0 | 0 | 0 |

Bold indicates season high. * - Mountain West game. ` - 2011 L+R Carrier New Orleans Bowl (Mercedes-Benz Stadium; New Orleans, La.). ^ - 2012 San Diego County Credit Union Poinsettia Bowl (Qualcomm Stadium; San Diego, Calif.). & - 2013 Famous Idaho Potato Bowl (Bronco Stadium; Boise, Idaho).

#20 RASHAAD PENNY

Running Back • TR-Freshman • 5-11 • 200 • Norwalk, Calif. • Norwalk HS

- **At San Diego State:** Speedy back, who is one of eight true freshmen to see action this year ... Is the team's main kick returner in his first season on The Mesa.
- **2014 (True Freshman):** Has played in all six games as the team's main kick returner ... Has returned six kicks for 112 yards (18.7 avg.) ... **vs. Northern Arizona (Aug. 30)** ... Was one of three true freshmen to see action in the opener vs. Northern Arizona ... Did not record a stat as both kickoffs were poached ... **at No. 21/23 North Carolina (Sept. 6)** ... Returned his first career kickoff at North Carolina, taking it back 11 yards ... **at Oregon**

State (Sept. 20) ... Had a 19-yard kick return at Oregon State ... **vs. UNLV (Sept. 27)** ... Had a 15-yard kick return in the MW opener vs. UNLV ... **at Fresno State (Oct. 3)** ... Had the best kick return game of his career at Fresno State, returning a career-high three kicks for a career-best 67 yards (career-high 22.3 avg.) ... Included in the three returns was a career long of 33 yards. ... **at New Mexico (Oct. 10)** ... Was back to return kicks once again at New Mexico, but did not have the chance to return any.

- **High School:** A three-time letterwinner at Norwalk High School in Norwalk, Calif. ... Rushed for 2,504 yards and 41 touchdowns on 216 carries as a senior ... Also caught 21 passes for 665 yards and 10 touchdowns ... Racked up 3,416 all-purpose yards ... Rushed for 1,872 yards and 30 touchdowns as a junior and 747 yards and nine scores as a sophomore ... Over his career, amassed 5,124 rushing yards on 496 carries (10.33 avg.) ... Scored 103 touchdowns, including 80 on the ground ... Made 68 tackles on defense as a senior and 90 overall ... Was named the Suburban League MVP as a senior, while earning first-team all-Suburban League honors his final three years ... Named first-team all-state ... Received three stars from *Rivals.com*, *Scout.com*, *ESPN.com* and *247sports.com* ... Scout ranked him as the 42nd-best running back in the 2014 class, while 247sports had him 63rd ... Earned a grade of 84 by 247sports and a scout grade of 73 by ESPN.
- **Personal:** Born Feb. 2, 1996, in Norwalk, Calif. ... Son of Robert and Desiree Taplin ... Picked SDSU over offers from Boise State, Colorado State, Fresno State, Nevada, San José State and Utah State ... Also drew interest from Alabama, Notre Dame, Oregon, Tennessee, UCLA, Utah and Washington, among others ... Undecided on major.

Penny's Career Statistics

| Season | GP | GS | No. | Yds. | Avg. | Long | TD | All-Purpose | |
|---------------|----------|----------|----------|------------|-------------|-----------|----------|---------------|-------------|
| | | | | | | | | Total Yds/Gm. | |
| 2014 | 6 | 6 | 6 | 112 | 18.7 | 33 | 0 | 112 | 18.7 |
| Career | 6 | 6 | 6 | 112 | 18.7 | 33 | 0 | 112 | 18.7 |

Career/2014 Highs: Kick Returns: 3 at Fresno State (10/3/14); Long Kick Return: 33 at Fresno State (10/3/14); Kick Return Yards: 67 at Fresno State (10/3/14).

Penny's Career Game-by-Game

| Date | Opponent | GP | GS | No. | Yds. | Avg. | Lg. | TD | TD Lengths |
|---------|-----------------------|----|----|-----|------|------|-----|----|------------|
| A.30.14 | Northern Arizona | 1 | * | 0 | 0 | 0.0 | 0 | 0 | |
| S.6.14 | at 21/23 No. Carolina | 1 | * | 1 | 11 | 11.0 | 11 | 0 | |
| S.20.14 | at Oregon State | 1 | * | 1 | 19 | 19.0 | 19 | 0 | |
| S.27.14 | UNLV* | 1 | * | 1 | 15 | 15.0 | 15 | 0 | |
| 0.3.14 | at Fresno State* | 1 | * | 3 | 67 | 22.3 | 33 | 0 | |
| 0.10.14 | at New Mexico* | 1 | * | 0 | 0 | 0.0 | 0 | 0 | |

Bold indicates season high. * - Mountain West game. GS - * in this category the player was on the field the first time San Diego State was in the kick return formation.

#79 TERRY POOLE

(POOL)

Offensive Line • Senior • 6-5 • 310 • Seaside, Calif. • Monterey Peninsula College

- **At San Diego State:** Made the move to the blind side at left tackle this year after starting all 12 games he appeared in last year at right tackle ... Big lineman with good technique ... Has three-plus years of collegiate experience, playing two years at Monterey Peninsula College from 2010-11, redshirting his first season at SDSU (2012) and starting last year ... **Has started all 18 games he has appeared in over his career.**
- **2014 (Senior):** Has been named a preseason all-Mountain West first-team selection by *Sporting News*, and a second-team pick by *Athlon Sports*, *Lindy's* and *Phil Steele* ... Has started all six games this season ... Started the opener vs. Northern Arizona for the first time at left tackle ... Started again at left tackle at No. 21/23 North Carolina, at Oregon State, against UNLV, at Fresno State and at New Mexico.
- **2013 (Junior):** Named a honorable-mention all-MW performer ... Also was a MW Fall All-Academic Team pick ... Started all 12 games he appeared in ... **Allowed just two sacks in 492 dropbacks (0.4 percent)** ... Earned the start at right tackle in the opener vs. Eastern Illinois ... It was his first Division I start and appearance ... Was on the travel squad for the Ohio State game, but did not play ... Came back to start against Oregon State, again at New Mexico State, vs. Nevada, at Air Force, vs. Fresno State, vs. New Mexico, at San José State, at Hawai'i, vs. Boise State, at UNLV and against Buffalo in the Famous Idaho Potato Bowl.
- **2012 (Redshirt):** Utilized his redshirt season after transferring from Monterey Peninsula College.

- **2010-11 (at Monterey Peninsula College):** Transfer from Monterey Peninsula CC ... Big and athletic with good movement ... Rated as a two-star recruit by Rivals.com ... Earned first-team Region III All-California as a sophomore, leading the Lobos to a 7-4 record.
- **High School:** Played his high school ball at Seaside in Seaside, Calif. ... Also played basketball in high school.
- **Personal:** Born Feb. 27, 1992, in Seaside, Calif. ... Son of Manuela and Terry Poole Sr. ... Picked SDSU over Fresno State, Middle Tennessee State and San José State ... Is majoring in criminal justice.

Poole's Career Statistics

| Season | GP | GS |
|---------------|-----------|-----------|
| 2013 | 12 | 12 |
| 2014 | 6 | 6 |
| Career | 18 | 18 |

Poole's Career Game-by-Game

| Date | Opponent | GP | GS/POS |
|---------|-----------------------|----------------------|--------|
| A.31.13 | Eastern Illinois | 1 | RT |
| S.7.13 | at 3/2 Ohio State | --- Did Not Play --- | |
| S.21.13 | Oregon State | 1 | RT |
| S.28.13 | at New Mexico State | 1 | RT |
| O.4.13 | Nevada* | 1 | RT |
| O.10.13 | at Air Force* | 1 | RT |
| O.26.13 | 15/18 Fresno State* | 1 | RT |
| N.2.13 | New Mexico* | 1 | RT |
| N.9.13 | at San José State* | 1 | RT |
| N.16.13 | at Hawaii** | 1 | RT |
| N.23.13 | Boise State* | 1 | RT |
| N.30.13 | at UNLV* | 1 | RT |
| D.21.13 | vs. Buffalo& | 1 | RT |
| A.30.14 | Northern Arizona | 1 | LT |
| S.6.14 | at 21/23 No. Carolina | 1 | LT |
| S.20.14 | at Oregon State | 1 | LT |
| S.27.14 | UNLV* | 1 | LT |
| O.3.14 | at Fresno State* | 1 | LT |
| O.10.14 | at New Mexico* | 1 | LT |

* - Mountain West game. & - 2013 Famous Idaho Potato Bowl (Bronco Stadium; Boise, Idaho).

#18 BRANDON PORTER

Aztec • Sophomore • 5-11 • 195 • Waggaman, La. • John Curtis HS

- **At San Diego State:** Saw playing time as a true freshman last year, mainly on special teams ... Did work himself into the two-deep for the Famous Idaho Potato Bowl game, where he backed up three-time all-MW pick and senior Nat Berhe at the Aztec position ... Is listed as the backup to Na'im McGee at the Aztec spot after fall camp, where he has been splitting reps in recent games.
- **2014 (Sophomore):** Has played in SDSU's six games off the bench, mostly on special teams-but gradually seeing more playing time as a safety in Rocky Long's 3-3-5 defense ... Has 17 tackles (13 solo) and a tackle for loss on the season ... The 13 solos are the most on the team among non-starters and tied for the eighth-most overall ... **vs. Northern Arizona (Aug. 30)** ... Had four tackles off the bench, all solo ... The four solo stops were the most on the team among non-starters and tied for the second most overall ... **at No. 21/23 North Carolina (Sept. 6)** ... Had two solo tackles off the bench at No. 21/23 North Carolina ... **at Oregon State (Sept. 20)** ... Played at Oregon State without finding the stat sheet ... **vs. UNLV (Sept. 27)** ... Had arguably his best game of his brief career with six tackles (three solo) off the bench against UNLV ... The six tackles were the second most on the team and tied for the fourth most in the game ... **at Fresno State (Oct. 3)** ... Came up with five stops (four solo) and his first career tackle for loss at Fresno State ... **at New Mexico (Oct. 10)** ... Played off the bench once again at New Mexico, but did not find the stat sheet.
- **2013 (Freshman):** Appeared in 10 of the team's 13 games, almost all on special teams ... Has two stops on the year, both solo ... Did not dress or play in the opener vs. Eastern Illinois ... Was on the travel roster to No. 3/2 Ohio State, but did not play in a game ... Suited up again vs. Oregon State, but did not come into the game ... Saw his first collegiate action at New Mexico State on special teams without recording a stat ... Played again against Nevada,

but did not find the stat sheet ... Was a member on special teams again at Air Force ... Made his first career tackle, a solo stop, vs. No. 15/18 Fresno State ... Did not record a stat on special teams vs. New Mexico ... Played at San José State off the pine without making the stat sheet ... Saw playing time at Hawaii, but did not record a stat ... Made one tackle on special teams vs. Boise State ... Logged special teams plays without making a stat ... Played again off the bench vs. Buffalo in the Famous Idaho Potato Bowl without finding the stat sheet.

- **High School:** Saw time in his senior year at John Curtis High in Waggaman, La., as a running back on offense, strong safety against passing teams and linebacker versus running squads ... Helped the Patriots go 40-2 over his three seasons, including back-to-back 14-0 campaigns and state championships in 2011 and 2012 ... An honorable-mention all-state selection ... Also was an all-district and all-metro pick ... Over his career, had 93 tackles, nine passes defensed, five interceptions and two fumble recoveries on defense and five rushing touchdowns on offense ... A two-star recruit by Rivals.com, Scout.com and 247Sports.com ... Rated as the No. 163 outside linebacker in the country of all the incoming recruits and 94th of all recruits in the state of Louisiana ... Got a 77 rating by 247Sports ... Competed on the track and field team, where he helped the Patriots to indoor (4x200) and outdoor (4x100) relay titles.
- **Personal:** Born Jan. 9, 1995, in Marrero, La. ... Mother is Trina Williams ... Received scholarship offers from Minnesota, New Mexico and UTEP ... Full name is Brandon Shane Porter ... Had other recruiting offers from McNeese State and North Texas ... Also drew interest from Colorado, Louisiana Lafayette, Louisiana Monroe and Northwestern ... Is majoring in social work.

Porter's Career Statistics

| Season | GP | GS | UA | A | TT | TFL | Sk | Int. | PBU | FF | FR |
|---------------|-----------|----------|-----------|----------|-----------|------------|------------|----------|----------|----------|----------|
| 2013 | 10 | 0 | 2 | 0 | 2 | 0.0 | 0.0 | 0 | 0 | 0 | 0 |
| 2014 | 6 | 0 | 13 | 4 | 17 | 1.0 | 0.0 | 0 | 0 | 0 | 0 |
| Career | 16 | 0 | 15 | 4 | 19 | 1.0 | 0.0 | 0 | 0 | 0 | 0 |

Career/2014 Highs: Tackles: 6 vs. UNLV (9/27/14); Tackles For Loss: 1.0 at Fresno State (10/3/14).

Porter's Career Game-by-Game

| Date | Opponent | GP | GS | UA | A | TT | TFL | Sk. | Int. | PBU | FF | FR |
|---------|-----------------------|----------------------|----|----|---|----|-----|-----|------|-----|----|----|
| A.31.13 | Eastern Illinois | --- Did Not Play --- | | | | | | | | | | |
| S.7.13 | at 3/2 Ohio State | --- Did Not Play --- | | | | | | | | | | |
| S.21.13 | Oregon State | --- Did Not Play --- | | | | | | | | | | |
| S.28.13 | at New Mexico State | 1 | 0 | 0 | 0 | 0 | 0.0 | 0.0 | 0 | 0 | 0 | 0 |
| O.4.13 | Nevada* | 1 | 0 | 0 | 0 | 0 | 0.0 | 0.0 | 0 | 0 | 0 | 0 |
| O.10.13 | at Air Force* | 1 | 0 | 0 | 0 | 0 | 0.0 | 0.0 | 0 | 0 | 0 | 0 |
| O.26.13 | 15/18 Fresno State* | 1 | 0 | 1 | 0 | 1 | 0.0 | 0.0 | 0 | 0 | 0 | 0 |
| N.2.13 | New Mexico* | 1 | 0 | 0 | 0 | 0 | 0.0 | 0.0 | 0 | 0 | 0 | 0 |
| N.9.13 | at San José State | 1 | 0 | 0 | 0 | 0 | 0.0 | 0.0 | 0 | 0 | 0 | 0 |
| N.16.13 | at Hawaii** | 1 | 0 | 0 | 0 | 0 | 0.0 | 0.0 | 0 | 0 | 0 | 0 |
| N.23.13 | Boise State* | 1 | 0 | 1 | 0 | 1 | 0.0 | 0.0 | 0 | 0 | 0 | 0 |
| N.30.13 | at UNLV* | 1 | 0 | 0 | 0 | 0 | 0.0 | 0.0 | 0 | 0 | 0 | 0 |
| D.21.13 | vs. Buffalo& | 1 | 0 | 0 | 0 | 0 | 0.0 | 0.0 | 0 | 0 | 0 | 0 |
| A.30.14 | Northern Arizona | 1 | 0 | 4 | 0 | 4 | 0.0 | 0.0 | 0 | 0 | 0 | 0 |
| S.6.14 | at 21/23 No. Carolina | 1 | 0 | 2 | 0 | 2 | 0.0 | 0.0 | 0 | 0 | 0 | 0 |
| S.20.14 | at Oregon State | 1 | 0 | 0 | 0 | 0 | 0.0 | 0.0 | 0 | 0 | 0 | 0 |
| S.27.14 | UNLV* | 1 | 0 | 3 | 3 | 6 | 0.0 | 0.0 | 0 | 0 | 0 | 0 |
| O.3.14 | at Fresno State* | 1 | 0 | 4 | 1 | 5 | 1.0 | 0.0 | 0 | 0 | 0 | 0 |
| O.10.14 | at New Mexico* | 1 | 0 | 0 | 0 | 0 | 0.0 | 0.0 | 0 | 0 | 0 | 0 |

Bold indicates season high. * - Mountain West game. & - 2013 Famous Idaho Potato Bowl (Bronco Stadium; Boise, Idaho).

#22 CHASE PRICE

Running Back • Junior • 5-8 • 200 • Diamond Bar, Calif. • Diamond Ranch HS

- **At San Diego State:** An elusive runner with a good blend of speed and power, who plays bigger than his 5-8 height ... Ended the 2012 campaign as the backup to Adam Muema at running back ... Is now the backup to Donnel Pumphrey heading into the Hawaii game this weekend.
- **2014 (Junior):** Has played in all six games as the team's No. 2 runner on the year ... Has carried 65 times for 306 yards (4.7 avg.) and two touchdowns ... Also has seven catches for 60 yards (8.6 avg.) ... The 65 attempts, 306 yards and two rushing scores rank second on the

team ... vs. Northern Arizona (Aug. 30) ... Carried 11 times for 45 yards (4.1 avg.) with a touchdown in the opener vs. Northern Arizona ... The 1-yard touchdown put SDSU up, 13-0, and was the eventual game-winning score in the 38-7 win ... Also had two catches for 22 yards ... **at No. 21/23 North Carolina (Sept. 6)** ... Had a career game at No. 21/23 North Carolina, running for 71 yards on 16 carries (4.4 avg.) ... Ended up setting then career bests in attempts (16), rushing yards (71) and a long rush (29) ... **at Oregon State (Sept. 20)** ... Came off the bench once again at Oregon State, making two catches for five yards and carrying once for no gain ... vs. UNLV (Sept. 27) ... Carried 13 times for 35 yards (2.7 avg.) off the pine vs. UNLV and added a 14-yard catch ... **at Fresno State (Oct. 3)** ... Had seven rushing attempts for 15 yards (2.0 avg.) at Fresno State in a reserve role ... Also had a 9-yard catch ... **at New Mexico (Oct. 10)** ... Had a breakout game at New Mexico, rushing for a career-high 141 yards and a touchdown on a career-best 17 attempts (8.3 avg.) ... It was his first 100-yard rushing game and the 74th player to accomplish the feat in program history ... The touchdown was the second of the year and the third of his career ... Also added a 10-yard catch.

- **2013 (Sophomore):** Rushed for 78 yards on 17 carries (4.6 avg.) in 10 games off the bench ... Also had three catches for five yards ... Missed three games with an a/c sprain in his left shoulder that happened in the Oregon State game ... Came off the bench in the opener vs. Eastern Illinois, rushing six times for 25 yards ... Also added a 3-yard reception ... Came off the bench again at No. 3/2 Ohio State and carried five times for 22 yards (4.4 avg.) ... Also had a career-high two catches for two yards ... Rushed three times for 32 yards (10.7 avg.) against Oregon State with a long of 18 yards until a shoulder injury sidelined him for the majority of the game ... Missed the New Mexico State game with a shoulder injury ... Also missed the Nevada game with the shoulder injury ... Missed the Air Force contest with the same shoulder injury ... Was cleared for the No. 15/18 Fresno State game and played on special teams ... Played on special teams again vs. New Mexico ... Saw time on special teams at San José State and was also in the backfield for a few snaps ... Played again on special teams at Hawaii ... Also played against Boise State ... Got his first carry since the Oregon State game (Sept. 21, third contest of the season) at UNLV for a 1-yard rush ... Also saw time on special teams ... Carried two times for -2 yards in the Famous Idaho Potato Bowl vs. Buffalo.

- **2012 (Freshman):** Got good experience as a freshman as he was one of 36 student-athletes to see action in all 13 games after redshirting the 2011 season ... Had 114 rushing yards on 29 carries and one touchdown ... Played in the opener at Washington in his first career game, but did not record a stat ... Logged playing time against Army, carrying eight times for 43 yards (5.4 avg.) ... Saw action vs. North Dakota, San José State and at Fresno State, but did not record a stat ... Rushed for 22 yards on a career-high nine carries vs. Hawaii and scored his first-ever touchdown ... Played on special teams vs. Colorado State, at Nevada, UNLV, at Boise State and vs. Air Force ... Had 41 rushing yards on seven carries at Wyoming, including a career-long 19-yarder.

- **2011 (Redshirt):** Utilized his redshirt season.

- **High School:** A two-star recruit by *Rivals.com* ... Received a *Scouts, Inc.* grade of 72 on *ESPN.com* ... A four-year letterman for the Panthers ... A first-team all-Miramonte League selection and first-team all-Valley pick as a senior ... Rushed for over 2,000 yards and 18 touchdowns during his Diamond Ranch High School career ... Ran for 215 yards and three touchdowns against league rival Diamond Bar, winning *ESPN.com* L.A. South athlete-of-the-week honors ... Compiled 388 total yards and scored four touchdowns in a 35-28 double-overtime win against Walnut ... Price's AAU basketball team took third at nationals in Orlando, Fla. ... A scholar-athlete who also played baseball at DRHS.

- **Personal:** Born June 24, 1993, in La Habra, Calif. ... Son of Theresa and Ricky Price ... Comes from an athlete-rich family as his dad played football at Utah and was drafted by the L.A. Express, uncle, Lenny Randle, played professional baseball, his cousin, Tyus Edney, was a former UCLA basketball standout and his cousin, Daryl Smith, plays professional football ... Describes San Diego State as his dream school ... Also recruited by Oregon, Utah, Idaho, Cal Poly and Columbia ... Is majoring in sociology.

Price's Career Statistics

| Season | Rushing | | | | | Receiving | | | | | | |
|---------------|-----------|----------|------------|------------|----------|-----------|----------|-----------|-----------|------------|----------|-----------|
| | GP | GS | Att. | Yds. | TD | Lg. 100+ | No. | Yds. | Avg. | TD | Lg. | |
| 2012 | 13 | 0 | 29 | 114 | 1 | 19 | 0 | 1 | -2 | -2.0 | 0 | -2 |
| 2013 | 10 | 0 | 17 | 78 | 0 | 18 | 0 | 3 | 5 | 1.7 | 0 | 5 |
| 2014 | 6 | 0 | 65 | 306 | 2 | 29 | 0 | 7 | 60 | 8.6 | 0 | 14 |
| Career | 29 | 0 | 111 | 498 | 3 | 29 | 0 | 11 | 63 | 5.7 | 0 | 14 |

Career Highs: Carries: 17 at New Mexico (10/10/14); Rushing Yards: 141 at New Mexico (10/10/14); Rushing Touchdowns: 1 at New Mexico (10/10/14), vs. Northern Arizona

(8/30/14), Hawaii (10/6/12); Long Rush: 29 at North Carolina (9/6/14); Receptions: 2 at Oregon State (9/20/14), vs. Northern Arizona (8/30/14), at Ohio State (9/7/13); Receiving Yards: 22 vs. Northern Arizona (8/30/14); Long Reception: 14 vs. UNLV (9/27/14), vs. Northern Arizona (8/30/14).

2014 Highs: Carries: 17 at New Mexico (10/10/14); Rushing Yards: 141 at New Mexico (10/10/14); Rushing Touchdowns: 1 at New Mexico (10/10/14), vs. Northern Arizona (8/30/14); Long Rush: 29 at North Carolina (9/6/14); Receptions: 2 at Oregon State (9/20/14), vs. Northern Arizona (8/30/14); Receiving Yards: 22 vs. Northern Arizona (8/30/14); Long Reception: 14 vs. UNLV (9/27/14), vs. Northern Arizona (8/30/14).

Price's Career Game-by-Game

| Date | Opponent | GP | GS | Rushing | | | | Receiving | | | |
|---------|-----------------------|--------------------------------|----|---------|------|------|----|-----------|------|----|---|
| | | | | Att. | Yds. | Avg. | TD | No. | Yds. | TD | |
| S.1.12 | at Washington | 1 | 0 | 0 | 0 | 0.0 | 0 | 0 | 0 | 0 | 0 |
| S.8.12 | Army | 1 | 0 | 8 | 43 | 5.4 | 0 | 0 | 0 | 0 | 0 |
| S.15.12 | North Dakota | 1 | 0 | 0 | 0 | 0.0 | 0 | 0 | 0 | 0 | 0 |
| S.22.12 | San José State | 1 | 0 | 0 | 0 | 0.0 | 0 | 0 | 0 | 0 | 0 |
| S.29.12 | at Fresno State* | 1 | 0 | 0 | 0 | 0.0 | 0 | 0 | 0 | 0 | 0 |
| O.6.12 | Hawaii* | 1 | 0 | 9 | 22 | 2.4 | 1 | 0 | 0 | 0 | 0 |
| O.13.12 | Colorado State* | 1 | 0 | 0 | 0 | 0.0 | 0 | 0 | 0 | 0 | 0 |
| O.20.12 | at Nevada* | 1 | 0 | 0 | 0 | 0.0 | 0 | 0 | 0 | 0 | 0 |
| O.27.12 | UNLV* | 1 | 0 | 0 | 0 | 0.0 | 0 | 0 | 0 | 0 | 0 |
| N.3.12 | at 19/14 Boise State* | 1 | 0 | 0 | 0 | 0.0 | 0 | 0 | 0 | 0 | 0 |
| N.10.12 | Air Force* | 1 | 0 | 0 | 0 | 0.0 | 0 | 0 | 0 | 0 | 0 |
| N.24.12 | at Wyoming* | 1 | 0 | 7 | 41 | 5.9 | 0 | 0 | 0 | 0 | 0 |
| D.20.12 | vs. Brigham Young^ | 1 | 0 | 5 | 8 | 1.6 | 0 | 1 | -2 | 0 | 0 |
| A.31.13 | Eastern Illinois | 1 | 0 | 6 | 25 | 4.2 | 0 | 1 | 3 | 0 | 0 |
| S.7.13 | at 3/2 Ohio State | 1 | 0 | 5 | 22 | 4.4 | 0 | 2 | 2 | 0 | 0 |
| S.21.13 | Oregon State | 1 | 0 | 3 | 32 | 10.7 | 0 | 0 | 0 | 0 | 0 |
| S.28.13 | at New Mexico State | --- Did Not Play - Injured --- | | | | | | | | | |
| O.4.13 | Nevada* | --- Did Not Play - Injured --- | | | | | | | | | |
| O.10.13 | at Air Force* | --- Did Not Play - Injured --- | | | | | | | | | |
| O.26.13 | 15/18 Fresno State* | 1 | 0 | 0 | 0 | 0.0 | 0 | 0 | 0 | 0 | 0 |
| N.2.13 | New Mexico* | 1 | 0 | 0 | 0 | 0.0 | 0 | 0 | 0 | 0 | 0 |
| N.9.13 | at San José State* | 1 | 0 | 0 | 0 | 0.0 | 0 | 0 | 0 | 0 | 0 |
| N.16.13 | at Hawaii* | 1 | 0 | 0 | 0 | 0.0 | 0 | 0 | 0 | 0 | 0 |
| N.23.13 | Boise State* | 1 | 0 | 0 | 0 | 0.0 | 0 | 0 | 0 | 0 | 0 |
| N.30.13 | at UNLV* | 1 | 0 | 1 | 1 | 1.0 | 0 | 0 | 0 | 0 | 0 |
| D.21.13 | vs. Buffalo& | 1 | 0 | 2 | -2 | -2.0 | 0 | 0 | 0 | 0 | 0 |
| A.30.14 | Northern Arizona | 1 | 0 | 11 | 45 | 4.1 | 1 | 2 | 22 | 0 | 0 |
| S.6.14 | at 21/23 No. Carolina | 1 | 0 | 16 | 71 | 4.4 | 0 | 0 | 0 | 0 | 0 |
| S.20.14 | at Oregon State | 1 | 0 | 1 | 0 | 0.0 | 0 | 2 | 5 | 0 | 0 |
| S.27.14 | UNLV* | 1 | 0 | 13 | 35 | 2.7 | 0 | 1 | 14 | 0 | 0 |
| O.3.14 | at Fresno State* | 1 | 0 | 7 | 14 | 2.0 | 0 | 1 | 9 | 0 | 0 |
| O.10.14 | at New Mexico* | 1 | 0 | 17 | 141 | 8.3 | 1 | 1 | 10 | 0 | 0 |

Bold indicates season high. * - Mountain West game. ^ - 2012 San Diego County Credit Union Poinsettia Bowl (Qualcomm Stadium; San Diego, Calif.). & - 2013 Famous Idaho Potato Bowl (Bronco Stadium; Boise, Idaho).

#19 DONNEL PUMPHREY

Running Back • Sophomore • 5-9 • 170 • Las Vegas, Nev. • Canyon Springs HS

- **At San Diego State:** Shifty, speedy back who saw plenty of playing time last year in the backfield as a true freshman ... Can go outside and inside, and is a dangrous threat to break free for the long run ... Has great hands ... Can also return punts and kicks ... Is listed as the starter at running back heading into Hawaii game ... SDSU is 8-3 over his career when he scores at least one rushing touchdown and 6-1 when he reaches 100 rushing yards ... Has seven career 100-yard rushing games, which ranks in a tie for 13th all-time at San Diego State ... Has five career games with multiple rushing touchdowns and six overall with multiple scores ... Has 1,559 yards over his career, which is the 16th most in school history ... Has just two lost fumbles in 244 career carries.

- **2014 (Sophomore):** Has been named to the Doak Walker Award Watch List, which goes out to the top running back in the country ... Also named to the preseason all-Mountain West team by the MW media, as well as a first-team pick by *Athlon Sports* and a second-team selection by

Lindy's Sports ... Also was deemed SDSU's Most Valuable Player and a player to watch by *Lindy's Sports* ... Has started all five of the team's games this season ... Has 807 rushing yards on 119 attempts (6.8 avg.) with 11 touchdowns ... Also has 11 catches for 67 yards (6.1 avg.) ... Has four, 100-yard rushing games on the year with the other two games going for 89 and 94 ... Ranks in a tie for third in the country in rushing touchdowns (11), tied for fifth in points per game (12.00) (tied for fourth among non-kickers), ninth in rushing yards per game (134.50), 14th in rushing yards per carry (6.78) and 19th in all-purpose yards per game (145.67) ... **vs. Northern Arizona (Aug. 30)** ... Had a solid debut vs. Northern Arizona in his second career start, rushing for a game-high 111 yards and two touchdowns on 19 attempts (5.8 avg.) ... It was the fourth 100-yard rushing game of his career and the 14th by an Aztec in a season opener in program history ... Also added a team-long and career-long 31-yard catch ... **at No. 21/23 North Carolina (Sept. 6)** ... Rushed for an even 100 yards on 17 carries (5.9 avg.) with two touchdowns at No. 21/23 North Carolina ... Also led the team with a career-high five receptions for 18 yards ... It was his second straight 100-yard rushing game ... **at Oregon State (Sept. 20)** ... Rushed for 89 yards and a touchdown on 17 carries (5.2 avg.) at Oregon State in a third straight start ... The 89 yards put him over 1,000 for his career in his 16th career game, despite only starting four times ... Also had two receptions for 14 yards ... **vs. UNLV (Sept. 27)** ... Had a big game against UNLV, rushing 22 times and a career-high four touchdowns, while equaling a career best with 167 yards, averaging 7.6 yards per carry ... He had 107 yards and all four of his touchdowns in the first half as SDSU raced out to a 28-10 lead ... The four rushing touchdowns (and four overall scores) were the most by an Aztec player since Adam Muema had four at Wyoming on Nov. 24, 2012, tied for the fifth most in a game in school history, tied for the fifth most in a game in Mountain West history and tied for the third most in a game in FBS play this season ... Also had two catches (for -(-3) yards) ... Was named the Mountain West Offensive Player of the Week for his efforts and also a CFPA Honorable Mention Running Back Performer of the Week ... **at Fresno State (Oct. 3)** ... Rushed for 94 yards on 24 attempts (3.9 avg.) at Fresno State and did not make a catch for the first time on the season ... The 24 carries were a career high ... **at New Mexico (Oct. 10)** ... Had a career game at New Mexico, rushing for a career-high 246 yards and two touchdowns on 20 attempts, averaging 12.3 yards per carry ... The 246 yards rank as the 13th most in program history, most since Adam Muema ran for 255 at Wyoming on Nov. 24, 2012 and the seventh most in the nation this year ... He became the 19th player in school history with a 200-yard rushing game (40th time overall) ... Recorded his fourth 100-yard rushing game of the season (in six contests) and seventh of his career (in 19 games) ... Scored his 11th and 12th rushing touchdowns of the season and 18th and 19th of his career ... Scored his 11th and 12th overall touchdowns of the year and 20th and 21st of his career ... It was his fifth career game with multiple rushing touchdowns and sixth overall with multiple touchdowns (also has one with one rushing, one receiving) ... Had a 93-yard rushing touchdown, which is tied for the third-longest rushing play in program history, tied for the second longest in its Division I era (since 1969) and third longest in the nation this year ... Also added a 7-yard reception.

• **2013 (Freshman):** Was named to the College Football News all-Freshman Team as an honorable-mention pick ... Was picked as a midseason third-team all-MW selection by Phil Steele ... Played in all 13 games with one start as a true freshman ... Was second on the team with 752 rushing yards on 125 carries (6.0 avg) ... Ranked 12th in the nation among freshmen with 57.8 yards per game ... Also had eight rushing touchdowns and 10 overall touchdowns, both of which ranked second on the team ... The eight rushing touchdowns were the sixth most among freshmen in the country ... Was the first Aztec freshman with 100 or more yards in three straight games since Marshall Faulk in 1991 when he did it against New Mexico State (Sept. 28), Nevada (Oct. 4) and Air Force (Oct. 10) ... Had 22 catches for 234 yards (10.6 avg.) and two touchdowns and returned four kickoffs for 63 yards (15.8 avg.) ... The 752 rushing yards were the sixth-most ever among Aztec freshmen ... Was one of only two freshmen in the nation (and 19 players overall) with at least 750 rushing yards and 230 receiving yards ... Of his 151 touches, 32 (21.2 percent) resulted in a gain of at least 10 yards, while 10 (6.7 percent) ended with a touchdown ... Played in the opener as a true freshman vs. Eastern Illinois ... Was all over the field, rushing for 25 yards on seven carries (3.6 avg.), catching three passes for 17 yards (5.7 avg.) and returning three kickoffs for 43 yards ... Carried three times for 18 yards (6.0 avg.) at No. 3/2 Ohio State with a 14-yarder and added an 18-yard reception ... Also returned a kickoff for 20 yards ... Had three catches out of the backfield for 53 yards and his first career touchdown against Oregon State ... Also carried four times for 10 yards ... Had a breakout game at New Mexico State, rushing for a career-high 167 yards on 19 attempts (8.8 avg.) and three touchdowns ... He became the 73rd different Aztec with a 100-yard rushing game ... The 167 yards were the 11th most in a game nationally by a freshman and the most by an Aztec freshman since Ronnie Hillman had 228 yards in the 2010 Poinsettia Bowl ... His three rushing touchdowns were also tied for the fifth most in the country by a freshman ...

Also set a career high with 19 attempts and added a career-long 43-yard run ... Was named a CFPA honorable mention running back performer of the week for his efforts ... Posted his second consecutive 100-yard rushing game vs. Nevada with 11 carries for 112 yards and a touchdown ... He became the first Aztec freshman to rush for more than 100 yards in consecutive games since Ronnie Hillman did it in the final two contests of 2010 ... Also had a career-long 72-yard run ... Had 117 yards and a touchdown on 17 attempts (6.9 avg.) at Air Force, including the game-winning 10-yard touchdown on a 3rd and goal from the 10 with 1:39 left in the fourth quarter ... He became the first Aztec freshman with 100 or more yards in three straight games since Marshall Faulk in 1991 and the first Aztec with three straight 100-yard rushing games since Ronnie Hillman in 2011 ... Also had two catches for 43 yards and a touchdown, including a career-long tying 23-yard grab ... Carried 12 times for 37 yards against No. 15/18 Fresno State and also had one reception for 18 yards ... Rushed five times for 14 yards in the win vs. New Mexico State ... Also had a 9-yard catch ... Had a good all-around game off the bench at San José State, rushing 10 times for 78 yards (7.8 avg.) with a touchdown and adding an 18-yard reception ... Ran 10 times for 61 yards and a touchdown at Hawai'i and caught two passes for 21 yards ... Ran 12 times for a hard 24 yards vs. Boise State ... Also had a career-high four catches for 29 yards ... Attempted his first pass, which was incomplete to Colin Lockett ... Earned his first career start at UNLV in his hometown, posting team highs of 13 attempts and 87 yards (6.7 avg.) with one touchdown ... Also made three catches for 10 yards ... Carried twice off the bench for two yards vs. Buffalo at the Famous Idaho Potato Bowl.

• **High School:** Speedy running back for Canyon Springs High School in Las Vegas, Nev. ... Was named the Gatorade Nevada Player of the Year in 2012 after rushing for 1,491 yards on 160 carries (9.3 avg.) and 19 touchdowns ... A first-team all-state pick in 2012 and a second-team selection in 2011 by the *Las Vegas Review-Journal* ... A two-time Sunrise Region MVP ... Also was named the Northeast League's Most Valuable Offensive Player ... Ran for 347 yards and five touchdowns on just 10 carries in a win over Foothill ... Ran for 4,152 yards and 49 touchdowns on 494 attempts (8.40 avg.) over his career at Canyon Springs High School ... Also had 29 receptions for 524 yards (27.6 avg.) and five touchdowns and two kick-off returns for a touchdown ... A three-star recruit by *Rivals.com* and ESPN, and a two-star recruit by *Scout.com* and *247Sports.com* ... Earned a grade of 78 by 247Sports and a scout grade of 72 by ESPN ... As an all-purpose back, was ranked fourth in Nevada by *Rivals* and 48th by *247Sports* ... As a running back, was listed as No. 121 by ESPN (No. 5 in Nevada) and No. 146 by Scout ... Was also a member of the track and field team, where he was state runner-up in the 100 and 200 meters as a junior.

• **Personal:** Born Dec. 6, 1994, in North Las Vegas, Nev. ... Son of Donnel Pumphrey, Sr. and Regina Padua ... Also took an official visit to UNLV and received offers from Colorado, Duke, Nevada and Utah ... Also received recruiting interest from Arizona, Boise State, Oklahoma, Oregon, San José State and Utah State ... Is majoring in communication.

Pumphrey's Career Statistics

| Season | Rushing | | | | | | Receiving | | | | | |
|---------------|-----------|----------|------------|--------------|-----------|-----------|-----------|-----------|------------|------------|----------|-----------|
| | GP | GS | Att. | Yds. | TD | Lg. 100+ | No. | Yds. | Avg. | TD | Lg. | |
| 2013 | 13 | 1 | 125 | 752 | 8 | 72 | 3 | 22 | 234 | 10.6 | 2 | 23 |
| 2014 | 6 | 6 | 119 | 807 | 11 | 93 | 4 | 11 | 67 | 6.1 | 0 | 31 |
| Career | 19 | 7 | 244 | 1,559 | 19 | 93 | 7 | 33 | 301 | 9.1 | 2 | 31 |

Career Highs: Carries: 24 at Fresno State (10/3/14); Rushing Yards: 246 at New Mexico (10/10/14); Long Rush: 93 at New Mexico (10/10/14); Rushing Touchdowns: 4 vs. UNLV (9/27/14); Receptions: 5 at North Carolina (9/6/14); Receiving Yards: 53 vs. Oregon State (9/21/13); Receiving Touchdowns: 1 at Air Force (10/10/13), vs. Oregon State (9/21/13); Long Reception: 31 vs. Northern Arizona (8/30/14); Kickoff Returns: 3 vs. Eastern Illinois (8/31/13); Kickoff Return Yards: 43 vs. Eastern Illinois (8/31/13); Longest Kickoff Return: 28 vs. Eastern Illinois (8/31/13).

2014 Highs: Carries: 24 at Fresno State (10/3/14); Rushing Yards: 246 at New Mexico (10/10/14); Long Rush: 93 at New Mexico (10/10/14); Rushing Touchdowns: 4 vs. UNLV (9/27/14); Receptions: 5 at North Carolina (9/6/14); Receiving Yards: 31 vs. Northern Arizona (8/30/14); Long Reception: 31 vs. Northern Arizona (8/30/14).

Pumphrey's Career Game-by-Game

| Date | Opponent | Rushing | | | | | Receiving | | | |
|---------|---------------------|---------|----|------|------|------|-----------|-----|------|----|
| | | GP | GS | Att. | Yds. | Avg. | TD | No. | Yds. | TD |
| A.31.13 | Eastern Illinois | 1 | 0 | 7 | 25 | 3.57 | 0 | 3 | 17 | 0 |
| S.7.13 | at 3/2 Ohio State | 1 | 0 | 3 | 18 | 6.00 | 0 | 1 | 18 | 0 |
| S.21.13 | Oregon State | 1 | 0 | 4 | 10 | 2.50 | 0 | 3 | 53 | 1 |
| S.28.13 | at New Mexico State | 1 | 0 | 19 | 167 | 8.79 | 3 | 1 | -2 | 0 |

| | | | | | | | | | | |
|---------|-----------------------|---|---|----|------------|--------------|---|---|----|---|
| 0.4.13 | vs. Nevada* | 1 | 0 | 11 | 112 | 10.18 | 1 | 0 | 0 | 0 |
| 0.10.13 | at Air Force* | 1 | 0 | 17 | 117 | 6.88 | 1 | 2 | 43 | 1 |
| 0.26.13 | 15/18 Fresno State* | 1 | 0 | 12 | 37 | 3.33 | 0 | 1 | 18 | 0 |
| N.2.13 | New Mexico* | 1 | 0 | 5 | 14 | 2.80 | 0 | 1 | 9 | 0 |
| N.9.13 | at San José State* | 1 | 0 | 10 | 78 | 7.80 | 1 | 1 | 18 | 0 |
| N.16.13 | at Hawai'i* | 1 | 0 | 10 | 61 | 6.10 | 1 | 2 | 21 | 0 |
| N.23.13 | Boise State* | 1 | 0 | 12 | 24 | 2.00 | 0 | 4 | 29 | 0 |
| N.30.13 | at UNLV* | 1 | 1 | 13 | 87 | 6.69 | 1 | 3 | 10 | 0 |
| D.21.13 | vs. Buffalo& | 1 | 0 | 2 | 2 | 1.00 | 0 | 0 | 0 | 0 |
| A.30.14 | Northern Arizona | 1 | 1 | 19 | 111 | 5.84 | 2 | 1 | 31 | 0 |
| S.6.14 | at 21/23 No. Carolina | 1 | 1 | 17 | 100 | 5.88 | 2 | 5 | 18 | 0 |
| S.20.14 | at Oregon State | 1 | 1 | 17 | 89 | 5.24 | 1 | 2 | 14 | 0 |
| S.27.14 | UNLV* | 1 | 1 | 22 | 167 | 7.59 | 4 | 2 | -3 | 0 |
| O.3.14 | at Fresno State* | 1 | 1 | 24 | 94 | 3.92 | 0 | 0 | 0 | 0 |
| O.10.14 | at New Mexico* | 1 | 1 | 20 | 246 | 12.30 | 2 | 1 | 7 | 0 |

Bold indicates season high. * - Mountain West game. & - 2013 Famous Idaho Potato Bowl (Bronco Stadium; Boise, Idaho).

#4 LUCKY RADLEY

Running Back • Senior • 5-9 • 185 • Inglewood, Calif. • Utah

- **At San Diego State:** Transferred to SDSU in the summer from Utah, after graduating with a sociology degree ... Is pursuing a master's degree as a graduate student walk-on and can play immediately in the fall ... Is currently fourth on a loaded depth chart heading into the Hawai'i game ... Also sees time on special teams and as one of the team's two kick returners.
- **2014 (Senior):** Has appeared in SDSU's six games in his first year on The Mesa ... Has rushed two times for one yard ... Also has a 5-yard catch and two kick returns for 35 yards (17.5 avg.), and two tackles ... **vs. Northern Arizona (Aug. 30)** ... Made his Aztec debut in the opener vs. Northern Arizona, carrying two times for one yard (0.5 avg.) ... Also added a 5-yard catch ... **at No. 21/23 North Carolina (Sept. 6)** ... Logged playing time on special teams at No. 21/23 North Carolina, making two solo tackles ... **at Oregon State (Sept. 20)** ... Saw time on special teams at Oregon State ... Had his first two career kick returns for 35 yards (17.5 avg.) ... **vs. UNLV (Sept. 27)** ... Logged time on special teams vs. UNLV, but did not make the stat sheet ... **at Fresno State (Oct. 3)** ... Played again on special teams at Fresno State without recording a stat ... **at New Mexico (Oct. 10)** ... Played again on special teams at New Mexico, but was unable to crack the stat sheet.
- **2010-13 (at Utah):** Played in 24 games over his career at Utah ... Finished with 334 career rushing yards on 74 attempts (4.5 avg.) and three touchdowns to go along with 80 receiving yards and a touchdown on 11 catches ... Rushed 59 times for 284 yards in 2013 over 11 games, scoring two touchdowns ... Also added 11 catches for 80 receiving yards and a touchdown ... Had a career-high 111 yards and two touchdowns on just 13 attempts vs. Weber State ... Led Utah in rushing against Arizona with 56 yards on five carries, which included a season-high 37-yard run ... Posted a career-high 17 carries for 45 yards vs. Oregon ... Had a career-high 30 receiving yards and a touchdown against Oregon State ... Made three tackles on special teams ... Was an honorable mention Academic All-Pac-12 as a junior in 2013 ... Played in all 12 games in 2012, mainly on special teams ... Did rush for 50 yards on 15 carries (3.3 avg.) and a touchdown ... Had four rushes for 19 yards and his first collegiate touchdown vs. Washington State ... Played one game in 2011 on special teams ... Redshirted in 2010.
- **High School:** Was an all-state, all-CIF and all-L.A. *Daily News* three years at Taft High ... Also was an all-league pick ... Had 1,500 all-purpose yards, 12 touchdowns and 62 tackles in eight games as a senior ... Had 1,200 rushing yards, 66 tackles, 12 sacks and two interceptions as a junior ... As a sophomore linebacker, he had 126 tackles, nine sacks and five interceptions ... Was a four-year letterman in football and track & field, and two years in basketball ... Was a scholar-athlete.
- **Personals:** Born Feb. 22, 1992 ... Son of Brenda Radley, who ran track for Long Beach State ... Relatives Curtis Conway (12 years) and Jason Mitchell (1 year) played in the NFL ... **Received his bachelor's degree in sociology in 2013 and is now pursuing a master's degree.**

Radley's Career Statistics

* at Utah

| Season | Rushing | | | | | | Receiving | | | | | |
|---------------|-----------|----------|-----------|------------|----------|-----------|-----------|-----------|-----------|------------|----------|-----------|
| | GP | GS | Att. | Yds. | TD | Lg. 100+ | No. | Yds. | Avg. | TD | Lg. | |
| 2011* | 1 | 0 | 0 | 0 | 0 | 0 | 0 | 0 | 0 | 0 | 0 | 0 |
| 2012* | 12 | 0 | 15 | 50 | 1 | 9 | 0 | 0 | 0 | 0 | 0 | 0 |
| 2013* | 11 | 0 | 59 | 284 | 2 | 37 | 1 | 11 | 80 | 7.3 | 1 | 15 |
| 2014 | 6 | 0 | 2 | 1 | 0 | 3 | 0 | 1 | 5 | 5.0 | 0 | 5 |
| Career | 30 | 0 | 76 | 335 | 3 | 37 | 1 | 12 | 85 | 7.1 | 1 | 15 |

Career Highs: Carries: 17 at Arizona (10/19/13); Rushing Yards: 111 vs. Weber State (9/7/13); Rushing Touchdowns: 2 vs. vs. Weber State (9/7/13); Long Rush: 37 at Arizona (10/19/13); Receptions: 3 at Washington State (11/23/13); Receiving Yards: 30 vs. Oregon State (9/14/13); Receiving Touchdowns: 1 vs. Oregon State (9/14/13); Long Reception: 15 vs. Oregon State (9/14/13); Kickoff Returns: 2 at Oregon State (9/20/14); Kickoff Return Yards: 35 at Oregon State (9/20/14); Longest Kickoff Return: 18 at Oregon State (9/20/14).

2014 Highs: Carries: 2 vs. Northern Arizona (8/30/14); Rushing Yards: 1 vs. Northern Arizona (8/30/14); Long Rush: 5 vs. Northern Arizona (8/30/14); Receptions: 1 vs. Northern Arizona (8/30/14); Receiving Yards: 5 vs. Northern Arizona (8/30/14); Long Reception: 2 vs. Northern Arizona (8/30/14); Kickoff Returns: 2 at Oregon State (9/20/14); Kickoff Return Yards: 35 at Oregon State (9/20/14); Longest Kickoff Return: 18 at Oregon State (9/20/14).

Radley's Career Game-by-Game

| Date | Opponent | Rushing | | | | | Receiving | | | | |
|---------|-----------------------|---------|-----|------|------|------|-----------|-----|------|-----|-----|
| | | GP | GS | Att. | Yds. | Avg. | TD | No. | Yds. | TD | |
| S.1.11 | Montana State | --- | --- | --- | --- | --- | --- | --- | --- | --- | --- |
| S.10.11 | at USC# | --- | --- | --- | --- | --- | --- | --- | --- | --- | --- |
| S.17.11 | at Brigham Young | --- | --- | --- | --- | --- | --- | --- | --- | --- | --- |
| O.1.11 | Washington# | --- | --- | --- | --- | --- | --- | --- | --- | --- | --- |
| O.8.11 | Arizona State# | --- | --- | --- | --- | --- | --- | --- | --- | --- | --- |
| O.15.11 | at Pittsburgh | 1 | 0 | 0 | 0 | 0.0 | 0 | 0 | 0 | 0 | 0 |
| O.22.11 | at California# | --- | --- | --- | --- | --- | --- | --- | --- | --- | --- |
| O.29.11 | Oregon State# | --- | --- | --- | --- | --- | --- | --- | --- | --- | --- |
| N.5.11 | at Arizona# | --- | --- | --- | --- | --- | --- | --- | --- | --- | --- |
| N.12.11 | UCLA# | --- | --- | --- | --- | --- | --- | --- | --- | --- | --- |
| N.19.11 | at Washington State# | --- | --- | --- | --- | --- | --- | --- | --- | --- | --- |
| N.25.11 | Colorado# | --- | --- | --- | --- | --- | --- | --- | --- | --- | --- |
| D.31.11 | vs. Georgia TechS | --- | --- | --- | --- | --- | --- | --- | --- | --- | --- |
| A.30.12 | Northern Colorado | 1 | 0 | 0 | 0 | 0.0 | 0 | 0 | 0 | 0 | 0 |
| S.7.12 | at Utah State | 1 | 0 | 0 | 0 | 0.0 | 0 | 0 | 0 | 0 | 0 |
| S.15.12 | Brigham Young | 1 | 0 | 9 | 22 | 2.4 | 0 | 0 | 0 | 0 | 0 |
| S.22.12 | at Arizona State# | 1 | 0 | 0 | 0 | 0.0 | 0 | 0 | 0 | 0 | 0 |
| O.4.12 | USC# | 1 | 0 | 0 | 0 | 0.0 | 0 | 0 | 0 | 0 | 0 |
| O.13.12 | at UCLA# | 1 | 0 | 0 | 0 | 0.0 | 0 | 0 | 0 | 0 | 0 |
| O.20.12 | at Oregon State# | 1 | 0 | 0 | 0 | 0.0 | 0 | 0 | 0 | 0 | 0 |
| O.27.12 | California# | 1 | 0 | 2 | 9 | 4.5 | 0 | 0 | 0 | 0 | 0 |
| N.3.12 | Washington State# | 1 | 0 | 4 | 19 | 4.8 | 1 | 0 | 0 | 0 | 0 |
| N.10.12 | at Washington# | 1 | 0 | 0 | 0 | 0.0 | 0 | 0 | 0 | 0 | 0 |
| N.17.12 | Arizona# | 1 | 0 | 0 | 0 | 0.0 | 0 | 0 | 0 | 0 | 0 |
| N.23.12 | at Colorado# | 1 | 0 | 0 | 0 | 0.0 | 0 | 0 | 0 | 0 | 0 |
| A.29.13 | Utah State | 1 | 0 | 0 | 0 | 0.0 | 0 | 0 | 0 | 0 | 0 |
| S.7.13 | Weber State | 1 | 0 | 13 | 111 | 8.5 | 2 | 0 | 0 | 0 | 0 |
| S.14.13 | Oregon State# | 1 | 0 | 1 | 1 | 1.0 | 0 | 2 | 30 | 1 | 0 |
| S.21.13 | at Brigham Young | 1 | 0 | 0 | 0 | 0.0 | 0 | 0 | 0 | 0 | 0 |
| O.3.13 | UCLA# | 1 | 0 | 7 | 25 | 3.6 | 0 | 2 | 17 | 0 | 0 |
| O.12.13 | Stanford# | 1 | 0 | 4 | 26 | 6.5 | 0 | 0 | 0 | 0 | 0 |
| O.19.13 | at Arizona# | 1 | 0 | 5 | 56 | 11.2 | 0 | 1 | -3 | 0 | 0 |
| O.26.13 | at USC# | 1 | 0 | 7 | 17 | 2.4 | 0 | 2 | 13 | 0 | 0 |
| N.9.13 | Arizona State# | 1 | 0 | 0 | 0 | 0.0 | 0 | 0 | 0 | 0 | 0 |
| N.16.13 | at Oregon# | 1 | 0 | 17 | 45 | 2.6 | 0 | 1 | 6 | 0 | 0 |
| N.23.13 | at Washington State# | 1 | 0 | 3 | -3 | -1.0 | 0 | 3 | 17 | 0 | 0 |
| N.30.13 | Colorado# | 1 | 0 | 2 | 6 | 3.0 | 0 | 0 | 0 | 0 | 0 |
| A.30.14 | Northern Arizona | 1 | 0 | 2 | 1 | 0.5 | 0 | 1 | 5 | 0 | 0 |
| S.6.14 | at 21/23 No. Carolina | 1 | 0 | 0 | 0 | 0.0 | 0 | 0 | 0 | 0 | 0 |
| S.20.14 | at Oregon State | 1 | 0 | 0 | 0 | 0.0 | 0 | 0 | 0 | 0 | 0 |
| S.27.14 | UNLV* | 1 | 0 | 0 | 0 | 0.0 | 0 | 0 | 0 | 0 | 0 |

| | | | | | | | | | | |
|---------|------------------|---|---|---|---|-----|---|---|---|---|
| 0.3.14 | at Fresno State* | 1 | 0 | 0 | 0 | 0.0 | 0 | 0 | 0 | 0 |
| 0.10.14 | at New Mexico* | 1 | 0 | 0 | 0 | 0.0 | 0 | 0 | 0 | 0 |

Bold indicates season high. # - Pac-12 game. S - 2011 Sun Bowl (Sun Bowl Stadium; El Paso, Texas).

#44 ADAM ROBERTS

Fullback • Senior • 6-3 • 235 • El Paso, Texas • Coronado HS

- **At San Diego State:** A good blocker and reliable pass catcher ... Moved from tight end to fullback for 2011, returned to tight end in 2012-13, but is now back at fullback, where he will be the starter once again vs. Hawai'i... Has played in 42 career games and made 27 starts now in his fourth season without redshirting a year ... Is a two-time MW Fall All-Academic Team (2012-13) honoree.
- **2014 (Senior):** Is on the Earl Campbell Tyler Rose Award Watch List, which goes to an offensive player born in Texas, graduated from a Texas High School or played at a Texas-based junior college or four year college, and who demonstrates integrity, performance, teamwork, sportsmanship, drive, community and tenacity ... Has started the team's five games this season for the Aztecs at fullback ... Has seven catches for 62 yards on the year, averaging 8.9 yards per reception ... Also has one rush for two yards ... **vs. Northern Arizona (Aug. 30)** ... Made his first career start at fullback in the opener vs. Northern Arizona, which was his 22nd start overall (previous 21 came at tight end) ... Had a 7-yard catch ... **at No. 21/23 North Carolina (Sept. 6)** ... Had two catches for 21 yards (10.5 avg.) in another start at No. 21/23 North Carolina ... **at Oregon State (Sept. 20)** ... Had a 6-yard grab in another start at Oregon State ... **vs. UNLV (Sept. 27)** ... Made a 16-yard catch vs. UNLV in another start at fullback ... Also carried once for two yards ... **at Fresno State (Oct. 3)** ... Had two catches for 12 yards (6.0 avg.), including a 5-yard touchdown (his first on the season) at Fresno State ... **at New Mexico (Oct. 10)** ... Started once again at New Mexico State, but did not record a stat.
- **2013 (Junior):** Started all 13 games at tight end, setting career highs with 20 receptions, 217 yards (10.9 avg.) and three touchdowns ... Started the opener at tight end vs. Eastern Illinois, but did not produce a stat ... Started again at No. 3/2 Ohio State and had a 17-yard grab, his first of the season and fifth of his career ... Started once again vs. Oregon State and had a 23-yard catch ... Had two receptions for 12 yards (6.0 avg.) in another start at New Mexico State ... Had a career game in a start vs. Nevada, setting career bests in receptions (4) and receiving yards (80) ... Also had a career-long 36-yard grab ... The 80 yards led the team, while the four catches was tied for second ... Was named a CFPA Tight End Honorable Mention Performer of the Week on Oct. 7 for his play ... Earned another start at Air Force without registering a stat ... Made three catches for 20 yards against No. 15/18 Fresno State ... Started for an eighth time of the season against New Mexico without recording a stat ... Had two catches for 11 yards at San José State, including a 1-yard touchdown reception in the fourth quarter that brought SDSU within three at 30-27 ... Made a 3-yard catch at Hawai'i ... Had two catches for 11 yards against Boise State, including a 3-yard touchdown in the second quarter that put SDSU up, 14-7 ... Started in the regular season finale at UNLV, catching three passes for 29 yards ... Had a long catch of 18 yards ... Caught a 11-yard touchdown pass vs. Buffalo in the Famous Idaho Potato Bowl in another start.
- **2012 (Sophomore):** Played in all 13 games and started eight contests ... Was also listed as the back-up fullback on the depth chart ... Has two catches for 19 yards and a touchdown ... Played in the opener at Washington, but did not record a stat ... Earned his first career start in the home opener against Army ... Caught a 13-yard pass vs. North Dakota, his first reception of the season and second of his career ... Started again vs. San José State, at Fresno State, against Hawai'i and Colorado State, but did not record a stat ... Caught the game-winning 2-point conversion in overtime of SDSU's come-from-behind 39-38 victory at Nevada ... Started again vs. UNLV without a stat ... Logged time at Boise State, but did not make a stat ... Made the start vs. Air Force without recording a stat ... Started at Wyoming and had a 6-yard touchdown catch, the first of his career ... Caught a 4-yard pass against Brigham Young in the Poinsettia Bowl.
- **2011 (Freshman):** Played in 10 games as a true freshman, only missing games vs. Fresno State and Wyoming ... Carried once for 3 yards and had one catch for no gain ... Also had three special teams tackles ... Spent most of the time on special teams ... Logged playing time in the opener vs. Cal Poly, playing on special teams ... Also played at Army without recording a stat ... Had a special teams tackle vs. Washington State ... Played vs. TCU and at Air Force without recording a stat ... Carried once for 3 yards against New Mexico ... Registered time on special teams without recording a stat at Colorado State ... Had solo special teams tackles in back-to-back games vs. Boise State and at UNLV ... His first career reception came in the New Orleans

Bowl.

- **High School:** A two-star signee by *Rivals.com* at Coronado High in El Paso, Texas ... Received a Scouts, Inc. grade of 71 and was listed as the No. 72 tight end recruit ... Earned first-team all-district and all-city honors in each of his final two years (2009-10) ... Caught 23 passes for 457 yards and four touchdowns in 2010 ... Also rushed 14 times for 66 yards and a score ... As a junior, had 18 receptions for 291 yards and four TDs.
- **Personal:** Born Sept. 28, 1992, in El Paso, Texas ... Son of Gina and Craig Roberts ... Picked SDSU over New Mexico, UTEP, New Mexico State and Texas State ... Is majoring in public administration.

Roberts' Career Statistics

| Season | GP | GS | Rec. | Yds. | Avg. | Long | TD | Rec/Gm | Yds/Gm. |
|---------------|-----------|-----------|-----------|------------|------------|-----------|----------|------------|------------|
| 2011 | 10 | 0 | 1 | 0 | 0.0 | 0 | 0 | 0.1 | 0.0 |
| 2012 | 13 | 8 | 3 | 23 | 7.7 | 13 | 1 | 0.2 | 1.8 |
| 2013 | 13 | 13 | 20 | 217 | 10.9 | 36 | 3 | 1.5 | 16.7 |
| 2014 | 6 | 6 | 7 | 62 | 8.9 | 16 | 1 | 1.2 | 10.3 |
| Career | 42 | 27 | 31 | 302 | 9.7 | 36 | 5 | 0.7 | 7.2 |

Career Highs: Carries: 1 vs. UNLV (9/27/14), vs. New Mexico (11/5/11); Rushing Yards: 3 vs. New Mexico (11/5/11); Long Rush: 3 vs. New Mexico (11/5/11); Receptions: 4 vs. Nevada (10/4/13); Receiving Yards: 80 vs. Nevada (10/4/13); Receiving Touchdowns: 1, 5 times; Long Reception: 36 vs. Nevada (10/4/13).

2014 Highs: Carries: 1 vs. UNLV (9/27/14); Rushing Yards: 2 vs. UNLV (9/27/14); Long Rush: 2 vs. UNLV (9/27/14); Receptions: 2 at North Carolina (9/6/14); Receiving Yards: 21 at North Carolina (9/6/14); Long Reception: 16 vs. UNLV (9/27/14); Receiving Touchdowns: 1 at Fresno State (10/3/14).

Roberts' Career Game-by-Game

Receiving

| Date | Opponent | GP | GS | No. | Yds. | Avg. | Lg. | TD | TD Lengths |
|---------|-----------------------|----------------------|----|-----|------|------|-----|----|------------|
| S.3.11 | Cal Poly | 1 | 0 | 0 | 0 | 0.0 | 0 | 0 | |
| S.10.11 | at Army | 1 | 0 | 0 | 0 | 0.0 | 0 | 0 | |
| S.17.11 | Washington State | 1 | 0 | 0 | 0 | 0.0 | 0 | 0 | |
| S.24.11 | at 22/21 Michigan | --- Did Not Play --- | | | | | | | |
| 0.8.11 | TCU* | 1 | 0 | 0 | 0 | 0.0 | 0 | 0 | |
| 0.13.11 | at Air Force* | 1 | 0 | 0 | 0 | 0.0 | 0 | 0 | |
| 0.29.11 | Wyoming* | --- Did Not Play --- | | | | | | | |
| N.5.11 | New Mexico* | 1 | 0 | 0 | 0 | 0.0 | 0 | 0 | |
| N.12.11 | at Colorado State* | 1 | 0 | 0 | 0 | 0.0 | 0 | 0 | |
| N.19.11 | 10/11 Boise State* | 1 | 0 | 0 | 0 | 0.0 | 0 | 0 | |
| N.26.11 | at UNLV* | 1 | 0 | 0 | 0 | 0.0 | 0 | 0 | |
| D.3.11 | Fresno State* | --- Did Not Play --- | | | | | | | |
| D.17.11 | vs. La.-Lafayette` | 1 | 0 | 1 | 0 | 0.0 | 0 | 0 | |
| S.1.12 | at Washington | 1 | 0 | 0 | 0 | 0.0 | 0 | 0 | |
| S.8.12 | Army | 1 | 1 | 0 | 0 | 0.0 | 0 | 0 | |
| S.15.12 | North Dakota | 1 | 0 | 1 | 13 | 13.0 | 13 | 0 | |
| S.22.12 | San José State | 1 | 1 | 0 | 0 | 0.0 | 0 | 0 | |
| S.29.12 | at Fresno State* | 1 | 1 | 0 | 0 | 0.0 | 0 | 0 | |
| 0.6.12 | Hawai'i* | 1 | 1 | 0 | 0 | 0.0 | 0 | 0 | |
| 0.13.12 | Colorado State* | 1 | 1 | 0 | 0 | 0.0 | 0 | 0 | |
| 0.20.12 | at Nevada* | 1 | 0 | 0 | 0 | 0.0 | 0 | 0 | |
| 0.27.12 | UNLV* | 1 | 1 | 0 | 0 | 0.0 | 0 | 0 | |
| N.3.12 | at 19/14 Boise State* | 1 | 0 | 0 | 0 | 0.0 | 0 | 0 | |
| N.10.12 | Air Force* | 1 | 1 | 0 | 0 | 0.0 | 0 | 0 | |
| N.24.12 | at Wyoming* | 1 | 1 | 1 | 6 | 6.0 | 6 | 1 | 6 |
| D.20.12 | vs. Brigham Young^ | 1 | 0 | 1 | 4 | 4.0 | 4 | 0 | |
| A.31.13 | Eastern Illinois | 1 | 1 | 0 | 0 | 0.0 | 0 | 0 | |
| S.7.13 | at 3/2 Ohio State | 1 | 1 | 1 | 17 | 17.0 | 17 | 0 | |
| S.21.13 | Oregon State | 1 | 1 | 1 | 23 | 23.0 | 23 | 0 | |
| S.28.13 | at New Mexico State | 1 | 1 | 2 | 12 | 6.0 | 11 | 0 | |
| 0.4.13 | Nevada* | 1 | 1 | 4 | 80 | 20.0 | 36 | 0 | |
| 0.10.13 | at Air Force* | 1 | 1 | 0 | 0 | 0.0 | 0 | 0 | |
| 0.26.13 | 15/18 Fresno State* | 1 | 1 | 3 | 20 | 6.7 | 11 | 0 | |
| N.2.13 | New Mexico* | 1 | 1 | 0 | 0 | 0.0 | 0 | 0 | |
| N.9.13 | at San José State* | 1 | 1 | 2 | 11 | 5.5 | 10 | 1 | |

| | | | | | | | | | |
|---------|-----------------------|---|---|---|----|------|----|---|----|
| N.16.13 | at Hawai'i* | 1 | 1 | 1 | 3 | 3.0 | 3 | 0 | |
| N.23.13 | Boise State* | 1 | 1 | 2 | 11 | 5.5 | 8 | 1 | 3 |
| N.30.13 | at UNLV* | 1 | 1 | 3 | 29 | 9.7 | 18 | 0 | |
| D.21.13 | vs. Buffalo& | 1 | 1 | 1 | 11 | 11.0 | 11 | 1 | 11 |
| A.30.14 | Northern Arizona | 1 | 1 | 1 | 7 | 7.0 | 7 | 0 | |
| S.6.14 | at 21/23 No. Carolina | 1 | 1 | 2 | 21 | 10.5 | 11 | 0 | |
| S.20.14 | at Oregon State | 1 | 1 | 1 | 6 | 6.0 | 6 | 0 | |
| S.27.14 | UNLV* | 1 | 1 | 1 | 16 | 16.0 | 16 | 0 | |
| O.3.14 | at Fresno State* | 1 | 1 | 2 | 12 | 6.0 | 7 | 1 | 5 |
| O.10.14 | at New Mexico* | 1 | 1 | 0 | 0 | 0.0 | 0 | 0 | |

Bold indicates season high. * - Mountain West game. ^ - 2011 L+R Carrier New Orleans Bowl (Mercedes-Benz Stadium; New Orleans, La.). ^ - 2012 San Diego County Credit Union Poinsettia Bowl (Qualcomm Stadium; San Diego, Calif.). & - 2013 Famous Idaho Potato Bowl (Bronco Stadium; Boise, Idaho).

#13 PIERRE ROMAIN

Warrior • Junior • 5-8 • 165 • Los Angeles, Calif. • Crenshaw HS

- **At San Diego State:** Made the move from cornerback to safety in fall camp ... Moved up to the backup spot at one of the Warrior positions in Rocky Long's 3-3-5 defense ... Is a two-time Mountain West Fall All-Academic Team selection ... A former walk-on, who was given a scholarship after fall drills (Aug. 22).
- **2014 (Junior):** Has played in all six games off the bench, mostly on special teams, but also some time in the defensive backfield ... Has five tackles, four of the solo variety, and one of the team's two fumble recoveries ... **vs. Northern Arizona ...** Had one tackle in the opener off the bench against Northern Arizona ... **at No. 21/23 North Carolina (Sept. 6) ...** Had another solo stop off the bench at No. 21/23 North Carolina ... **at Oregon State (Sept. 20) ...** Came up with the team's first and only fumble recovery of the season in the first quarter ... **vs. UNLV (Sept. 27) ...** Logged snaps off the pine vs. UNLV without recording a stat ... **at Fresno State (Oct. 3) ...** Came up with a season-high two stops at Fresno State ... **at New Mexico (Oct. 10) ...** Saw time on special teams and in the defensive backfield at New Mexico, making one solo stop.
- **2013 (Sophomore):** Played in every game off the bench for the second consecutive season ... Was a mainstay on special teams once again ... Finished with three tackles, all of the solo variety ... Came off the bench in the opener vs. Eastern Illinois without recording a stat ... Played at No. 3/2 Ohio State, but did not find the stat sheet ... Saw time on special teams vs. Oregon State, but did not record a stat ... Recorded his first stat of the season at New Mexico State, making an unassisted stop ... Did not have a stat off the bench vs. Nevada ... Played at Air Force without recording a stat ... Played again vs. No. 15/18 Fresno State, but did not find the stat sheet ... Made a solo tackle on special teams against New Mexico ... Did not find the stat sheet at San José State ... Played again at Hawai'i, but was held without a stat ... Came off the bench on special teams vs. Boise State without making a stop ... Saw time again at UNLV, but did not record a stat ... Saw action in his second straight bowl game, making a solo tackle vs. Buffalo in the Famous Idaho Potato Bowl.
- **2012 (Freshman):** Played in every game of his redshirt freshman season, mostly on special teams ... Made 10 tackles, including six solo stops ... Played for the first time of his collegiate career against Washington, but did not record a stat ... Made two solo tackles against Army ... Logged playing time without a stat vs. North Dakota ... Saw action vs. San José State without making a stat ... Had two assisted tackles at Fresno State ... Made two stops vs. Hawai'i ... Had one tackle against Colorado State ... Played at Nevada, but did not record a stat ... Played again vs. UNLV without a stat ... Had a career-high three tackles in SDSU's win at Boise State ... Logged playing time vs. Air Force without making a stat ... Played at Wyoming, but did not record stat ... Played in his first career bowl game vs. Brigham Young in the Poinsettia Bowl, but did not record a stat.
- **2011 (Redshirt):** Did not play in his first season on The Mesa.
- **High School:** Three-time letterwinner at Crenshaw High School ... Was his team's captain twice ... Selected all-league in 2009 and 2010 and all-city as a senior ... Was a city finalist in track in 2011 for the Cougars.
- **Personal:** Born Aug. 8, 1993, in Los Angeles, Calif. ... Attended the same high school as former defensive back Marcus Andrews ... Son of Pierre and Bridgett Romain ... Majoring in business.

Romain's Career Statistics

| Season | GP | GS | UA | A | TT | TFL | Sk | Int. | PBU | FF | FR |
|---------------|-----------|----------|-----------|----------|-----------|------------|------------|----------|----------|----------|----------|
| 2012 | 13 | 0 | 6 | 4 | 10 | 0.0 | 0.0 | 0 | 0 | 0 | 0 |
| 2013 | 13 | 0 | 3 | 0 | 3 | 0.0 | 0.0 | 0 | 0 | 0 | 0 |
| 2014 | 6 | 0 | 4 | 1 | 5 | 0.0 | 0.0 | 0 | 0 | 0 | 1 |
| Career | 32 | 0 | 13 | 5 | 18 | 0.0 | 0.0 | 0 | 0 | 0 | 1 |

Career Highs: Tackles: 3 at Boise State (11/3/12), at Fresno State (9/29/12); Fumble Recoveries: 1 at Oregon State (9/20/14).

2014 Highs: Tackles: 2 at Fresno State (10/3/14); Fumble Recoveries: 1 at Oregon State (9/20/14).

Romain's Career Game-by-Game

| Date | Opponent | GP | GS | UA | A | TT | TFL | Sk. | Int. | PBU | FF | FR |
|---------|-----------------------|----|----|----|---|----|-----|-----|------|-----|----|----|
| S.1.12 | at Washington | 1 | 0 | 0 | 0 | 0 | 0.0 | 0.0 | 0 | 0 | 0 | 0 |
| S.8.12 | Army | 1 | 0 | 2 | 0 | 2 | 0.0 | 0.0 | 0 | 0 | 0 | 0 |
| S.15.12 | North Dakota | 1 | 0 | 0 | 0 | 0 | 0.0 | 0.0 | 0 | 0 | 0 | 0 |
| S.22.12 | San José State | 1 | 0 | 0 | 0 | 0 | 0.0 | 0.0 | 0 | 0 | 0 | 0 |
| S.29.12 | at Fresno State* | 1 | 0 | 0 | 2 | 2 | 0.0 | 0.0 | 0 | 0 | 0 | 0 |
| O.6.12 | Hawai'i* | 1 | 0 | 2 | 0 | 2 | 0.0 | 0.0 | 0 | 0 | 0 | 0 |
| O.13.12 | Colorado State* | 1 | 0 | 1 | 0 | 1 | 0.0 | 0.0 | 0 | 0 | 0 | 0 |
| O.20.12 | at Nevada* | 1 | 0 | 0 | 0 | 0 | 0.0 | 0.0 | 0 | 0 | 0 | 0 |
| O.27.12 | UNLV* | 1 | 0 | 0 | 0 | 0 | 0.0 | 0.0 | 0 | 0 | 0 | 0 |
| N.3.12 | at 19/14 Boise State* | 1 | 0 | 1 | 2 | 3 | 0.0 | 0.0 | 0 | 0 | 0 | 0 |
| N.10.12 | Air Force* | 1 | 0 | 0 | 0 | 0 | 0.0 | 0.0 | 0 | 0 | 0 | 0 |
| N.24.12 | at Wyoming* | 1 | 0 | 0 | 0 | 0 | 0.0 | 0.0 | 0 | 0 | 0 | 0 |
| D.20.12 | vs. Brigham Young^ | 1 | 0 | 0 | 0 | 0 | 0.0 | 0.0 | 0 | 0 | 0 | 0 |
| A.31.13 | Eastern Illinois | 1 | 0 | 0 | 0 | 0 | 0.0 | 0.0 | 0 | 0 | 0 | 0 |
| S.7.13 | at 3/2 Ohio State | 1 | 0 | 0 | 0 | 0 | 0.0 | 0.0 | 0 | 0 | 0 | 0 |
| S.21.13 | Oregon State | 1 | 0 | 0 | 0 | 0 | 0.0 | 0.0 | 0 | 0 | 0 | 0 |
| S.28.13 | at New Mexico State | 1 | 0 | 1 | 0 | 1 | 0.0 | 0.0 | 0 | 0 | 0 | 0 |
| O.4.13 | Nevada* | 1 | 0 | 0 | 0 | 0 | 0.0 | 0.0 | 0 | 0 | 0 | 0 |
| O.10.13 | at Air Force* | 1 | 0 | 0 | 0 | 0 | 0.0 | 0.0 | 0 | 0 | 0 | 0 |
| O.26.13 | 15/18 Fresno State* | 1 | 0 | 0 | 0 | 0 | 0.0 | 0.0 | 0 | 0 | 0 | 0 |
| N.2.13 | New Mexico* | 1 | 0 | 1 | 0 | 1 | 0.0 | 0.0 | 0 | 0 | 0 | 0 |
| N.9.13 | at San José State* | 1 | 0 | 0 | 0 | 0 | 0.0 | 0.0 | 0 | 0 | 0 | 0 |
| N.16.13 | at Hawai'i* | 1 | 0 | 0 | 0 | 0 | 0.0 | 0.0 | 0 | 0 | 0 | 0 |
| N.23.13 | Boise State* | 1 | 0 | 0 | 0 | 0 | 0.0 | 0.0 | 0 | 0 | 0 | 0 |
| N.30.13 | at UNLV* | 1 | 0 | 0 | 0 | 0 | 0.0 | 0.0 | 0 | 0 | 0 | 0 |
| D.21.13 | vs. Buffalo& | 1 | 0 | 1 | 0 | 1 | 0.0 | 0.0 | 0 | 0 | 0 | 0 |
| A.30.14 | Northern Arizona | 1 | 0 | 1 | 0 | 1 | 0.0 | 0.0 | 0 | 0 | 0 | 0 |
| S.6.14 | at 21/23 No. Carolina | 1 | 0 | 1 | 0 | 1 | 0.0 | 0.0 | 0 | 0 | 0 | 0 |
| S.20.14 | at Oregon State | 1 | 0 | 0 | 0 | 0 | 0.0 | 0.0 | 0 | 0 | 0 | 1 |
| S.27.14 | UNLV* | 1 | 0 | 0 | 0 | 0 | 0.0 | 0.0 | 0 | 0 | 0 | 0 |
| O.3.14 | at Fresno State* | 1 | 0 | 1 | 1 | 2 | 0.0 | 0.0 | 0 | 0 | 0 | 0 |
| O.10.14 | at New Mexico* | 1 | 0 | 1 | 0 | 1 | 0.0 | 0.0 | 0 | 0 | 0 | 0 |

Bold indicates season high. * - Mountain West game. ^ - 2012 San Diego County Credit Union Poinsettia Bowl (Qualcomm Stadium; San Diego, Calif.). & - 2013 Famous Idaho Potato Bowl (Bronco Stadium; Boise, Idaho).

#3 EZELL RUFFIN

(EE-zell)

Wide Receiver • Senior • 6-1 • 210 • Long Beach, Calif. • Woodrow Wilson HS

- **At San Diego State:** Highly touted wideout who is very athletic ... Excellent combination of speed and hands ... Had a solid first season in 2012 after not playing his first two years (redshirt in 2010 and did not play in 2011) and was even better last season (2013) ... Has five career 100-yard receiving games, which is tied for 23rd all-time at SDSU ... Has a catch in 16 straight games and two or more receptions in 15 straight, both which are the longest streaks on the team ... Has led the team in receiving yards in a game 11 times over his career and in catches on 10 occasions ... Broke his collarbone after a 59-yard catch at North Carolina on Sept. 6, but could make it back to play before the end of the season.
- **2014 (Senior):** Is on the Biletnikoff Award Watch List, which goes to the nation's most outstanding receiver ... Is also on the preseason all-Mountain West second team by *Lindy's Sports* and *Phil Steele*, and a third-team pick by *Athlon Sports* ... Is deemed a player to watch by *Lindy's* and is also on CFPAs Wide Receiver Trophy Watch List ... Started the team's first two

games before suffering a broken collarbone early in the third quarter at No. 21/23 North Carolina ... Has six catches for 117 yards, averaging a team-high 19.5 yards per reception ... Five of his six catches were for first down ... **vs. Northern Arizona (Aug. 30)** ... Started the opener vs. Northern Arizona and had four catches for a team-high 53 yards (13.3 avg.) ... All four catches were first-down grabs ... **at No. 21/23 North Carolina (Sept. 6)** ... Had two catches for 64 yards at No. 21/23 North Carolina, before exiting in the third quarter after a 59-yard reception with a broken collarbone ... **at Oregon State (Sept. 20)** ... Did not travel to Oregon State after having surgery on the broken collarbone on Sept. 8 ... **vs. UNLV (Sept. 27)** ... Also did not play vs. UNLV ... **at Fresno State (Oct. 3)** ... Also missed the Fresno State contest ... **at New Mexico (Oct. 10)** ... Did not travel to New Mexico.

• **2013 (Junior):** Was named an honorable-mention all-MW pick by the league's coaches and selected media ... Also was a midseason third-team all-MW pick by Phil Steele ... Was on the Biletnikoff Award Watch List, given annually the top collegiate wide receiver ... Led the team with 68 catches, 1,136 yards (16.7 avg.), and tied for second with three receiving touchdowns ... Became the 20th Aztec with a 1,000-yard season (22nd instance overall) and first since 2010 ... The 1,136 yards were the most by an Aztec non-senior in the history of the MW (since 1999) ... A whopping 43 of his 68 catches were for first down ... Also had eight rushing attempts ... Ranked sixth in the MW and 29th in the nation in receiving yards per game (87.4) ... Ranked second in the MW and is fourth nationally in receiving average (16.7) (min. 68 catches) ... Started the opener vs. Eastern Illinois, catching four balls for 91 yards ... Led the team with a 22.8 average yards per catch, was second with 91 yards and tied for second with four receptions ... Had a long of 49 yards from Adam Dingwell, which was the team's longest play of the game ... Also attempted his first pass of his career, which was incomplete ... Had six catches for a game-high 80 yards at No. 3/2 Ohio State ... The six receptions tied Lockett for the most on the team ... Averaged 13.3 yards per catch, which was the highest average on the team for players with multiple receptions ... Caught two passes for 27 yards (13.5 avg.) against Oregon State ... Both receptions came in the fourth quarter ... Also threw an incomplete pass ... Caught eight balls for 101 yards at New Mexico State, including a 39-yard grab ... It was his second career 100-yard game (also Sept. 8, 2012 vs. Army) and the 313th 100-yard game in school history ... Had four receptions for 70 yards (17.5 avg.) in the win vs. Nevada ... Included in the four receptions was a 36-yarder ... Had game highs of six catches and 108 yards and his first career touchdown in SDSU's come-from-behind win at Air Force ... The 62-yard touchdown catch (also a career-long grab) brought the Aztecs within a point at 20-19 in the fourth quarter, but SDSU missed the extra point ... It was his second 100-yard receiving game of the year and third of his career ... Had a career game vs. No. 15/18 Fresno State, tallying career bests in receptions (10) and receiving yards (181) for an 18.1 average ... It was his third 100-yard receiving game of the season and fourth of his career ... The 181 yards were the most since Vincent Brown had 184 vs. No. 25 Utah on Nov. 20, 2010 and were the 39th most in program history ... Finished with seven catches for 165 yards and two touchdowns in SDSU's win over New Mexico ... It was his third straight 100-yard receiving game (tied for eighth all-time at SDSU), fourth 100-yard game this year and fifth of his career (tied for 23rd all-time at SDSU) ... Went over 1,000 yards receiving for his career with his first catch, a career-long 75-yard pass from Quinn Kaehler ... Had his first career two-touchdown game ... Caught three passes for 25 yards in the win at San José State ... Just missed another 100-yard receiving game at Hawai'i with 99 yards on four catches and a 24.8 average ... Caught four passes for 59 yards in the Aztec win vs. Boise State ... The 59 yards moved him past the 1,000-yard plateau for the season, the 20th Aztec to do so ... Had five receptions for 55 yards off the bench at UNLV ... Had a game-high five catches for 75 yards vs. Buffalo in the Famous Idaho Potato Bowl ... Also set a career high with three rushing attempts for a season-high seven yards.

• **2012 (Sophomore):** Had 17 receptions for 319 yards (18.8 average per catch) ... The 18.8 average was the highest by an Aztec since current San Diego Charger Vincent Brown averaged 19.6 yards per catch in 2011 ... Fourteen of his 17 catches (82.4 percent) went for a first down ... Played in 12 of the team's 13 games, starting four times, including the Poinsettia Bowl vs. Brigham Young ... Earned his first career start and played in his first career game in the team's opener at Washington ... Didn't make a catch, but did have a 9-yard rush ... Had a breakout game against Army with five receptions for 132 yards ... All five catches were for a first down ... He became the 80th player in program history to record a 100-yard game ... Started again vs. North Dakota and had a 2-yard rush ... Caught an 11-yard pass off the bench vs. San José State ... Had two catches for 40 yards, including a 37-yarder, at Fresno State despite playing with a broken hand ... Had team highs of four receptions and 43 yards against Hawai'i and added a 10-yard rush ... Did not play vs. Colorado State ... Returned to action at Nevada and had a 30-yard catch late in the fourth quarter that led to Chance Marden's game-tying field goal ... Played vs. UNLV without a stat ... Played again at Boise State without recording a stat ... Grabbed three balls for 36 yards vs. Air Force ... Played at Wyoming, but did not record a

catch ... Had a 27-yard catch against Brigham Young in the Poinsettia Bowl.

- **2011 (Freshman):** Did not play in his second season at SDSU.
- **2010 (Redshirt):** Initially moved to running back during preseason camp, but moved back to wideout before the season got underway ... Ultimately ended up using his redshirt campaign.
- **High School:** Competed on both offense and defense during his time at Wilson High, lettering four times ... Caught 21 passes for 301 yards and four TDs, while gaining 758 yards on the ground and scoring 12 times on 104 rushes ... Also threw a 49-yard touchdown pass ... In the return game, he averaged 21.5 yards with a long of 65 yards on kickoffs and 18.1 yards with a long of 55 on punts ... On defense, he had 30 tackles, three pass deflections, two interceptions, two forced fumbles and one fumble recovery ... Started at Wilson as a sophomore ... Was an all-league pick and co-offensive MVP for his team as a senior ... Also competed in track.
- **Personal:** Born March 17, 1992, in Hollywood, Calif. ... Son of John and Carol Ruffin ... Chose San Diego State over the likes of Nebraska, Arizona State, Notre Dame, Purdue, Tennessee, UCLA, Washington, New Mexico, New Mexico State, Utah State and UNLV ... Is majoring in social science.

Ruffin's Career Statistics

Receiving

| Season | GP | GS | Rec. | Yds. | Avg. | Long | TD | Rec/Gm | Yds/Gm. |
|---------------|-----------|-----------|-----------|--------------|-------------|-----------|----------|------------|-------------|
| 2012 | 12 | 4 | 17 | 319 | 18.8 | 57 | 0 | 1.4 | 26.6 |
| 2013 | 13 | 12 | 68 | 1,136 | 16.7 | 75 | 3 | 5.2 | 87.4 |
| 2014 | 2 | 2 | 6 | 117 | 19.5 | 59 | 0 | 3.0 | 58.5 |
| Career | 27 | 18 | 91 | 1,572 | 17.3 | 75 | 3 | 3.4 | 58.2 |

Career Highs: Receptions: 10 vs. Fresno State (10/26/13); Receiving Yards: 181 vs. Fresno State (10/26/13); Receiving Touchdowns: 2 vs. New Mexico (11/2/13); Long Reception: 75 vs. New Mexico (11/2/13); Carries: 3 vs. Buffalo (12/31/13); Rushing Yards: 9 at Washington (9/1/12); Long Rush: 10 vs. Hawai'i (10/6/12); Passing Attempts: 1 vs. Oregon State (9/21/13), vs. Eastern Illinois (8/31/13).

2014 Highs: Receptions: 4 vs. Northern Arizona (8/30/14); Receiving Yards: 64 at North Carolina (9/6/14); Long Reception: 59 at North Carolina (9/6/14).

Ruffin's Career Game-by-Game

Receiving

| Date | Opponent | GP | GS | No. | Yds. | Avg. | Lg. | TD | TD Lengths |
|---------|-----------------------|-------------------------------|----|-----|------|------|-----|----|------------|
| S.1.12 | at Washington | 1 | 1 | 0 | 0 | 0.0 | 0 | 0 | |
| S.8.12 | Army | 1 | 1 | 5 | 132 | 26.4 | 57 | 0 | |
| S.15.12 | North Dakota | 1 | 1 | 0 | 0 | 0.0 | 0 | 0 | |
| S.22.12 | San José State | 1 | 0 | 1 | 11 | 11.0 | 11 | 0 | |
| S.29.12 | at Fresno State* | 1 | 0 | 2 | 40 | 20.0 | 37 | 0 | |
| O.6.12 | Hawai'i* | 1 | 0 | 4 | 43 | 10.8 | 15 | 0 | |
| O.13.12 | Colorado State* | --- Did Not Play - Injury --- | | | | | | | |
| O.20.12 | at Nevada* | 1 | 0 | 1 | 30 | 30.0 | 30 | 0 | |
| O.27.12 | UNLV* | 1 | 0 | 0 | 0 | 0.0 | 0 | 0 | |
| N.3.12 | at 19/14 Boise State* | 1 | 0 | 0 | 0 | 0.0 | 0 | 0 | |
| N.10.12 | Air Force* | 1 | 0 | 3 | 36 | 12.0 | 14 | 0 | |
| N.24.12 | at Wyoming* | 1 | 0 | 0 | 0 | 0.0 | 0 | 0 | |
| D.20.12 | vs. Brigham Young^ | 1 | 1 | 1 | 27 | 27.0 | 27 | 0 | |
| A.31.13 | Eastern Illinois | 1 | 1 | 4 | 91 | 22.8 | 49 | 0 | |
| S.7.13 | at 3/2 Ohio State | 1 | 1 | 6 | 80 | 13.3 | 18 | 0 | |
| S.21.13 | Oregon State | 1 | 1 | 2 | 27 | 13.5 | 20 | 0 | |
| S.28.13 | at New Mexico State | 1 | 1 | 8 | 101 | 12.6 | 39 | 0 | |
| O.4.13 | Nevada* | 1 | 1 | 4 | 70 | 17.5 | 36 | 0 | |
| O.10.13 | at Air Force* | 1 | 1 | 6 | 108 | 18.0 | 62 | 1 | 62 |
| O.26.13 | 15/18 Fresno State* | 1 | 1 | 10 | 181 | 18.1 | 44 | 0 | |
| N.2.13 | New Mexico* | 1 | 1 | 7 | 165 | 23.6 | 75 | 2 | 75, 24 |
| N.9.13 | at San José State* | 1 | 1 | 3 | 25 | 8.3 | 9 | 0 | |
| N.16.13 | at Hawai'i* | 1 | 1 | 4 | 99 | 24.8 | 31 | 0 | |
| N.23.13 | Boise State* | 1 | 1 | 4 | 59 | 14.8 | 28 | 0 | |
| N.30.13 | at UNLV* | 1 | 0 | 5 | 55 | 11.0 | 17 | 0 | |
| D.21.13 | vs. Buffalo* | 1 | 1 | 5 | 75 | 15.0 | 39 | 0 | |
| A.30.14 | Northern Arizona | 1 | 1 | 4 | 53 | 13.3 | 19 | 0 | |
| S.6.14 | at 21/23 No. Carolina | 1 | 1 | 2 | 64 | 32.0 | 59 | 0 | |
| S.20.14 | at Oregon State | --- Did Not Play - Injury --- | | | | | | | |

S.27.14 UNLV* --- Did Not Play - Injury ---
 0.3.14 at Fresno State* --- Did Not Play - Injury ---
 0.10.14 at New Mexico* --- Did Not Play - Injury ---

Bold indicates season high. * - Mountain West game. ^ - 2012 San Diego County Credit Union Poinsettia Bowl (Qualcomm Stadium; San Diego, Calif.). & - 2013 Famous Idaho Potato Bowl (Bronco Stadium; Boise, Idaho).

#99 JON SANCHEZ

Defensive Line • Junior • 6-2 • 260 • Murrieta, Calif. • Murrieta HS

- **At San Diego State:** A physical player who was one of SDSU's top guys off the bench the past two seasons (2012-13) ... Is listed as the starter at left defensive end heading into the Hawai'i game for the sixth straight contest ... Has played in all 32 games since the 2012 campaign.
- **2014 (Junior):** Started all six of the team's games on the season ... Has 16 tackles (13 solo), three tackles for loss, a 6-yard interception return, a pass breakup and two quarterback hurries ... **vs. Northern Arizona (Aug. 30)** ... Made his first career start in the opener vs. Northern Arizona and made two tackles (both solo) ... **at No. 21/23 North Carolina (Sept. 6)** ... Had a career-high six tackles (four solo) at No. 21/23 North Carolina and 1.0 TFL, to go along with his first career interception ... The interception return for six yards in the second quarter led to a 12-yard touchdown run by Donnel Pumphrey, which gave SDSU its first lead at 14-7 ... **at Oregon State (Sept. 20)** ... Earned his third straight start at Oregon State, but did not record a stat ... **vs. UNLV (Sept. 27)** ... Made two tackles (one solo) with a tackle for loss and a quarterback hurry against UNLV in another start ... **at Fresno State (Oct. 3)** ... Had five stops (all solo), a TFL and a PBU in a fifth straight start at Fresno State ... **at New Mexico (Oct. 10)** ... Made one solo stop in another start at New Mexico.
- **2013 (Sophomore):** Played in all 13 games off the bench, recording 22 tackles, 4.0 tackles for loss and two sacks ... Saw playing time vs. Eastern Illinois, but did not register a stat ... Came off the bench vs. No. 3/2 Ohio State to record his first two tackles of the season ... Both were of the solo variety ... Recorded two assisted tackles with 0.5 TFL vs. Oregon State ... Tied a career high with four stops off the bench at New Mexico State ... Made two solo tackles with a TFL off the bench vs. Nevada ... Had one assisted tackle and 0.5 TFL at Air Force ... Made three stops in a reserve role vs. No. 15/18 Fresno State ... Came off the bench again vs. New Mexico, but did not record a stat ... Had three tackles at San José State, including his first career sack for five yards ... Made two stops off the pine at Hawai'i ... Had one solo tackle in a reserve role vs. Boise State ... Came up with a solo stop off the bench at UNLV ... Had a seven-yard sack off the bench against Buffalo in the Famous Idaho Potato Bowl.
- **2012 (Freshman):** Played in all 13 games in a reserve role ... Was one of seven Aztecs to record at least one tackle in every game and was the only player not to start a game to make at least one stop in every contest ... Finished with 21 tackles, including 2.0 tackles for loss, and a pass break-up ... Logged his first snaps off the bench at Washington and had one tackle ... Added another tackle at home vs. Army ... Recorded a tackle vs. North Dakota ... Had two stops against San José State ... Added a tackle at Fresno State ... Recorded a career-high four tackles (all solo), including his first-ever TFL vs. Hawai'i ... Had another tackle vs. Colorado State ... Had another stop at Nevada ... Made a solo stop vs. UNLV ... Had three tackles and a 0.5 TFL at Boise State ... Made one tackle (solo) vs. Air Force ... Had two tackles, including 0.5 tackles for loss, and his first-ever PBU at Wyoming ... Recorded two tackles, including 0.5 TFL, against Brigham Young in the Poinsettia Bowl.
- **2011 (Redshirt):** Redshirted his first year at SDSU.
- **High School:** A three-star recruit by *Rivals.com* ... Earned a *Scouts, Inc.* grade of 76 ... A three-star recruit and the 129th overall defensive end prospect by *ESPN.com* ... Made 79 tackles, including 53 solo efforts, and recorded eight sacks in 2010 ... Helped Vista Murrieta to a Southwestern League title and a second-place Southern Section Inland Division finish ... First-team all-Southwestern League and all-Valley recipient ... All-Inland Empire team and all-CIF honoree ... Team captain in 2010 ... Made 83 tackles and five sacks as a junior, including 58 solo tackles ... Second-team all-Southwestern League that year ... Team was CIF runner-ups both years he played.
- **Personal:** Born March 10, 1993, in Long Beach, Calif. ... Son of Priscilla and Genero Sanchez ... Received offers from Arizona and Colorado State and was recruited by Boise State ... Is majoring in kinesiology and is specializing in fitness.

Sanchez' Career Statistics

| Season | GP | GS | UA | A | TT | TFL | Sk | Int. | PBU | FF | FR |
|---------------|-----------|----------|-----------|-----------|-----------|------------|------------|----------|----------|----------|----------|
| 2012 | 13 | 0 | 11 | 10 | 21 | 2.0 | 0.0 | 0 | 1 | 0 | 0 |
| 2013 | 13 | 0 | 11 | 11 | 22 | 4.0 | 2.0 | 0 | 0 | 0 | 0 |
| 2014 | 6 | 6 | 13 | 3 | 16 | 3.0 | 0.0 | 1 | 1 | 0 | 0 |
| Career | 32 | 6 | 35 | 24 | 59 | 9.0 | 2.0 | 1 | 2 | 0 | 0 |

Career Highs: Tackles: 6 at North Carolina (9/6/14); Tackles For Loss: 1.0, 7 times; Sacks: 1.0 vs. Buffalo (12/31/13), at San José State (11/9/13); Interceptions: 1 at North Carolina (9/6/14); Passes Broken Up: 1 at Fresno State (10/3/14), at Wyoming (11/24/12).

2014 Highs: Tackles: 6 at North Carolina (9/6/14); Tackles For Loss: 1.0 at Fresno State (10/3/14), vs. UNLV (9/27/14), at North Carolina (9/6/14); Interceptions: 1 at North Carolina (9/6/14); Passes Broken Up: 1 at Fresno State (10/3/14).

Sanchez' Career Game-by-Game

| Date | Opponent | GP | GS | UA | A | TT | TFL | Sk. | Int. | PBU | FF | FR |
|---------|-----------------------|----|----|----|---|----|-----|-----|------|-----|----|----|
| S.1.12 | at Washington | 1 | 0 | 0 | 1 | 1 | 0.0 | 0.0 | 0 | 0 | 0 | 0 |
| S.8.12 | Army | 1 | 0 | 0 | 1 | 1 | 0.0 | 0.0 | 0 | 0 | 0 | 0 |
| S.15.12 | North Dakota | 1 | 0 | 0 | 1 | 1 | 0.0 | 0.0 | 0 | 0 | 0 | 0 |
| S.22.12 | San José State | 1 | 0 | 2 | 0 | 2 | 0.0 | 0.0 | 0 | 0 | 0 | 0 |
| S.29.12 | at Fresno State* | 1 | 0 | 1 | 0 | 1 | 0.0 | 0.0 | 0 | 0 | 0 | 0 |
| 0.6.12 | Hawai'i* | 1 | 0 | 4 | 0 | 4 | 1.0 | 0.0 | 0 | 0 | 0 | 0 |
| 0.13.12 | Colorado State* | 1 | 0 | 0 | 1 | 1 | 0.0 | 0.0 | 0 | 0 | 0 | 0 |
| 0.20.12 | at Nevada* | 1 | 0 | 1 | 0 | 1 | 0.0 | 0.0 | 0 | 0 | 0 | 0 |
| 0.27.12 | UNLV* | 1 | 0 | 1 | 0 | 1 | 0.0 | 0.0 | 0 | 0 | 0 | 0 |
| N.3.12 | at 19/14 Boise State* | 1 | 0 | 0 | 3 | 3 | 0.5 | 0.0 | 0 | 0 | 0 | 0 |
| N.10.12 | Air Force* | 1 | 0 | 1 | 0 | 1 | 0.0 | 0.0 | 0 | 0 | 0 | 0 |
| N.24.12 | at Wyoming* | 1 | 0 | 0 | 2 | 2 | 0.5 | 0.0 | 0 | 1 | 0 | 0 |
| D.20.12 | vs. Brigham Young^ | 1 | 0 | 1 | 1 | 2 | 0.0 | 0.0 | 0 | 0 | 0 | 0 |
| A.31.13 | Eastern Illinois | 1 | 0 | 0 | 0 | 0 | 0.0 | 0.0 | 0 | 0 | 0 | 0 |
| S.7.13 | at 3/2 Ohio State | 1 | 0 | 2 | 0 | 2 | 0.0 | 0.0 | 0 | 0 | 0 | 0 |
| S.21.13 | Oregon State | 1 | 0 | 0 | 2 | 2 | 0.5 | 0.0 | 0 | 0 | 0 | 0 |
| S.28.13 | at New Mexico State | 1 | 0 | 0 | 4 | 4 | 0.0 | 0.0 | 0 | 0 | 0 | 0 |
| 0.4.13 | Nevada* | 1 | 0 | 2 | 0 | 2 | 1.0 | 0.0 | 0 | 0 | 0 | 0 |
| 0.10.13 | at Air Force* | 1 | 0 | 0 | 1 | 1 | 0.5 | 0.0 | 0 | 0 | 0 | 0 |
| 0.26.13 | 15/18 Fresno State* | 1 | 0 | 1 | 2 | 3 | 0.0 | 0.0 | 0 | 0 | 0 | 0 |
| N.2.13 | New Mexico* | 1 | 0 | 0 | 0 | 0 | 0.0 | 0.0 | 0 | 0 | 0 | 0 |
| N.9.13 | at San José State* | 1 | 0 | 1 | 2 | 3 | 1.0 | 1.0 | 0 | 0 | 0 | 0 |
| N.16.13 | at Hawai'i* | 1 | 0 | 2 | 0 | 2 | 0.0 | 0.0 | 0 | 0 | 0 | 0 |
| N.23.13 | Boise State* | 1 | 0 | 0 | 1 | 1 | 0.0 | 0.0 | 0 | 0 | 0 | 0 |
| N.30.13 | at UNLV* | 1 | 0 | 1 | 0 | 1 | 0.0 | 0.0 | 0 | 0 | 0 | 0 |
| D.31.13 | vs. Buffalo& | 1 | 0 | 1 | 0 | 1 | 1.0 | 1.0 | 0 | 0 | 0 | 0 |
| A.30.14 | Northern Arizona | 1 | 1 | 2 | 0 | 2 | 0.0 | 0.0 | 0 | 0 | 0 | 0 |
| S.6.14 | at 21/23 No. Carolina | 1 | 1 | 4 | 2 | 6 | 1.0 | 0.0 | 1 | 0 | 0 | 0 |
| S.20.14 | at Oregon State | 1 | 1 | 0 | 0 | 0 | 0.0 | 0.0 | 0 | 0 | 0 | 0 |
| S.27.14 | UNLV* | 1 | 1 | 1 | 1 | 2 | 1.0 | 0.0 | 0 | 0 | 0 | 0 |
| 0.3.14 | at Fresno State* | 1 | 1 | 5 | 0 | 5 | 1.0 | 0.0 | 0 | 1 | 0 | 0 |
| 0.10.14 | at New Mexico* | 1 | 1 | 1 | 0 | 1 | 0.0 | 0.0 | 0 | 0 | 0 | 0 |

Bold indicates season high. * - Mountain West game. ^ - 2012 San Diego County Credit Union Poinsettia Bowl (Qualcomm Stadium; San Diego, Calif.). & - 2013 Famous Idaho Potato Bowl (Bronco Stadium; Boise, Idaho).

#55 MICAH SEAU

(MIKE-ah SAY-ow)

Linebacker • Sophomore • 6-3 • 260 • Spring Valley, Calif. • The Bishop's School

- **At San Diego State:** A physical presence with a great motor ... Is listed as the backup left outside linebacker heading into the Hawai'i game ... Originally signed with the 2011 class, but did not enroll until the 2012 spring semester ... Nephew of former NFL linebacker Junior Seau.
- **2014 (Sophomore):** Has played in three of the team's six games on the season, starting the opener vs. Northern Arizona ... Has one tackle (unassisted) and a pass breakup in 2014 ... **vs. Northern Arizona (Oct. 30)** ... Made his first career start in the opener against Northern Arizona, where he had one assisted tackle and added his first career pass breakup ... **at No. 21/23 North Carolina (Sept. 6)** ... Came off the bench at No. 21/23 North Carolina without recording a stat ... **at Oregon State (Sept. 20)** ... Logged playing time at Oregon State, but did not find the stat sheet ... **vs. UNLV (Sept. 27)** ... Did not play against UNLV ... **at**

Fresno State (Oct. 3) ... Was on the travel squad once again at Fresno State without seeing any action ... **at New Mexico (Oct. 10)** ... Made the trip to New Mexico, but did not play in the game.

- **2013 (Freshman):** Played in 11 games in a reserve role, making 10 tackles with 0.5 TFL ... Dressed, but did not play in the opener vs. Eastern Illinois ... Saw plenty of playing time at No. 3/2 Ohio State on special teams and at linebacker, where he had one assisted tackle ... Logged playing time vs. Oregon State without making the stat sheet ... Came off the bench again at New Mexico State, recording an assisted tackle and 0.5 TFL for two yards ... Made a career-high three tackles (two solo) off the bench vs. Nevada ... Saw time off the bench again at Air Force, but did not make the stat sheet ... Played against No. 15/18 Fresno State without making the stat sheet ... Played again vs. New Mexico off the bench, but did not make a stat ... Came up with three tackles off the pine at San José State ... Had one assisted tackle at Hawai'i ... Played off the bench against Boise State without finding the stat sheet ... Played at UNLV without recording a stat ... Made one tackle in a reserve role vs. Buffalo in the Famous Idaho Potato Bowl.
- **2012 (Redshirt):** Redshirted his first season at SDSU.
- **High School:** A three-star recruit by *Rivals.com* ... Received a *Scouts, Inc.* grade of 77 on *ESPN.com* and was ranked by them as the 87th-best linebacker recruit in the country ... A first-team *Sectionsports.com* all-San Diego Section pick ... Helped Bishop's to an undefeated season and a Coastal League title ... Also a three-year basketball letterman.
- **Personal:** Born Oct. 30, 1992, in Stockton, Calif. ... Son of Savaii Seau ... Chose SDSU to remain close to his family ... Is majoring in criminal justice.

Seau's Career Statistics

| Season | GP | GS | UA | A | TT | TFL | Sk | Int. | PBU | FF | FR |
|---------------|-----------|----------|----------|----------|-----------|------------|------------|----------|----------|----------|----------|
| 2013 | 12 | 0 | 3 | 7 | 10 | 0.5 | 0.0 | 0 | 0 | 0 | 0 |
| 2014 | 3 | 1 | 0 | 1 | 1 | 0.0 | 0.0 | 0 | 1 | 0 | 0 |
| Career | 15 | 1 | 3 | 8 | 11 | 0.5 | 0.0 | 0 | 1 | 0 | 0 |

Career Highs: Tackles: 3 at San José State (11/9/13), vs. Nevada (10/4/13); Tackles For Loss: 0.5 at New Mexico State (9/28/13); Passes Broken Up: 1 vs. Northern Arizona (8/30/14).

2014 Highs: Tackles: 1 vs. Northern Arizona (8/30/14); Passed Broken Up: 1 vs. Northern Arizona (8/30/14).

Seau's Career Game-by-Game

| Date | Opponent | GP | GS | UA | A | TT | TFL | Sk. | Int. | PBU | FF | FR |
|---------|-----------------------|----------------------|----|----------|----------|----------|------------|-----|------|----------|----|----|
| A.31.13 | Eastern Illinois | --- Did Not Play --- | | | | | | | | | | |
| S.7.13 | at 3/2 Ohio State | 1 | 0 | 0 | 1 | 1 | 0.0 | 0.0 | 0 | 0 | 0 | 0 |
| S.21.13 | Oregon State | 1 | 0 | 0 | 0 | 0 | 0.0 | 0.0 | 0 | 0 | 0 | 0 |
| S.28.13 | at New Mexico State | 1 | 0 | 0 | 1 | 1 | 0.5 | 0.0 | 0 | 0 | 0 | 0 |
| O.4.13 | Nevada* | 1 | 0 | 2 | 1 | 3 | 0.0 | 0.0 | 0 | 0 | 0 | 0 |
| O.10.13 | at Air Force* | 1 | 0 | 0 | 0 | 0 | 0.0 | 0.0 | 0 | 0 | 0 | 0 |
| O.26.13 | 15/18 Fresno State* | 1 | 0 | 0 | 0 | 0 | 0.0 | 0.0 | 0 | 0 | 0 | 0 |
| N.2.13 | New Mexico* | 1 | 0 | 0 | 0 | 0 | 0.0 | 0.0 | 0 | 0 | 0 | 0 |
| N.9.13 | at San José State* | 1 | 0 | 0 | 3 | 3 | 0.0 | 0.0 | 0 | 0 | 0 | 0 |
| N.16.13 | at Hawai'i* | 1 | 0 | 0 | 1 | 1 | 0.0 | 0.0 | 0 | 0 | 0 | 0 |
| N.23.13 | Boise State* | 1 | 0 | 0 | 0 | 0 | 0.0 | 0.0 | 0 | 0 | 0 | 0 |
| N.30.13 | at UNLV* | 1 | 0 | 0 | 0 | 0 | 0.0 | 0.0 | 0 | 0 | 0 | 0 |
| D.21.13 | vs. Buffalo& | 1 | 0 | 1 | 0 | 1 | 0.0 | 0.0 | 0 | 0 | 0 | 0 |
| A.30.14 | Northern Arizona | 1 | 1 | 0 | 1 | 1 | 0.0 | 0.0 | 0 | 1 | 0 | 0 |
| S.6.14 | at 21/23 No. Carolina | 1 | 0 | 0 | 0 | 0 | 0.0 | 0.0 | 0 | 0 | 0 | 0 |
| S.20.14 | at Oregon State | 1 | 0 | 0 | 0 | 0 | 0.0 | 0.0 | 0 | 0 | 0 | 0 |
| S.27.14 | UNLV* | --- Did Not Play --- | | | | | | | | | | |
| O.3.14 | at Fresno State* | --- Did Not Play --- | | | | | | | | | | |
| O.10.14 | at New Mexico* | --- Did Not Play --- | | | | | | | | | | |

Bold indicates season high. * - Mountain West game. & - 2013 Famous Idaho Potato Bowl (Bronco Stadium; Boise, Idaho).

#56 NICO SIRAGUSA (KNEE-co SEER-ah-goo-sah)
Offensive Line • Sophomore • 6-5 • 325 • Chula Vista, Calif. • Mater Dei Catholic HS

- **At San Diego State:** A big body with solid technique ... Is listed as the starter at left guard heading into the Hawai'i contest after starting the first six games of 2014 there and once at right guard in 2013, while playing in all 13 games last year ... Also has seen time on special teams.

- **2014 (Junior):** Started the team's six games this season ... Made his second career start in the team's opener vs. Northern Arizona, but first at left guard ... Started again at left guard at No. 21/23 North Carolina, at Oregon State, vs. UNLV, at Fresno State and at New Mexico.
- **2013 (Sophomore):** Played in all 13 games with one start at right guard ... Started the opener vs. Eastern Illinois at right guard ... Played against Ohio State on special teams, and again vs. Oregon State, at New Mexico State, vs. Nevada, at Air Force, against Fresno State, vs. New Mexico, at San José State, at Hawai'i, vs. Boise State, at UNLV and vs. Buffalo in the Famous Idaho Potato Bowl.
- **2012 (Redshirt):** Utilized his redshirt season.
- **High School:** All-CIF first team and first-team all-state from Mater Dei High, who only played two years of high school football ... Three-star offensive lineman by *Rivals.com*, *Scout.com* and ranked No. 93 among the 2012 ESPNU top California recruits ... Also lettered in baseball (freshman year) and basketball (freshman, sophomore, junior years).
- **Personal:** Born May 10, 1994, in San Diego, Calif. ... Son of Dianne and Ramon Siragusa ... Recruited by Oregon State, Washington State, Arizona State, Colorado, Fresno State, New Mexico State, San José State, SMU and UNLV ... Is majoring in social science.

Siragusa's Career Statistics

| Season | GP | GS |
|---------------|-----------|----------|
| 2013 | 13 | 1 |
| 2014 | 6 | 6 |
| Career | 19 | 7 |

Siragusa's Career Game-by-Game

| Date | Opponent | GP | GS/POS |
|---------|-----------------------|----|--------|
| A.31.13 | Eastern Illinois | 1 | RG |
| S.7.13 | at No. 2/3 Ohio State | 1 | |
| S.21.13 | Oregon State | 1 | |
| S.28.13 | at New Mexico State | 1 | |
| O.4.13 | Nevada* | 1 | |
| O.10.13 | at Air Force* | 1 | |
| O.26.13 | Fresno State* | 1 | |
| N.2.13 | New Mexico* | 1 | |
| N.9.13 | at San José State* | 1 | |
| N.16.13 | at Hawai'i* | 1 | |
| N.23.13 | Boise State* | 1 | |
| N.30.13 | at UNLV* | 1 | |
| D.21.13 | vs. Buffalo& | 1 | |
| A.30.14 | Northern Arizona | 1 | LG |
| S.6.14 | at 21/23 No. Carolina | 1 | LG |
| S.20.14 | at Oregon State | 1 | LG |
| S.27.14 | UNLV* | 1 | LG |
| O.3.14 | at Fresno State* | 1 | LG |
| O.10.14 | at New Mexico* | 1 | LG |

* - Mountain West game. & - 2013 Famous Idaho Potato Bowl (Bronco Stadium; Boise, Idaho).

#71 PEARCE SLATER

Offensive Line • Junior • 6-7 • 335 • Los Angeles, Calif. • El Camino College

- **At San Diego State:** Big, wide offensive lineman who has competed right away after joining the Aztecs in the spring ... Is listed as the starting right tackle heading into the Hawai'i contest for the seventh consecutive game.
- **2014 (Junior):** Started all six games this season ... Started at right tackle in the opener vs. Northern Arizona, making it two straight years that an Aztec started the opener at right tackle without ever having played a Division I game (Terry Poole) ... Started again the following week at No. 21/23 North Carolina, at Oregon State, against UNLV, at Fresno State and at New Mexico.
- **2012-13 (at El Camino College):** Played two seasons at El Camino College in Torrance, Calif. ... Helped El Camino average 426.6 yards of offense per game in 2013, up from 323.7 yards per contest in 2012 ... Was a three-star recruit by *Rivals.com* and *Scout.com*, and a two-star recruit by *247sports.com* ... Was rated as the 31st-best offensive tackle by *247sports*, while receiving a rating of 70.
- **High School:** Earned two letters at Taft High in Woodland Hills, Calif.
- **Personal:** Is majoring in communication with a focus in liberal arts.

Slater's Career Statistics

| Season | GP | GS |
|---------------|----------|----------|
| 2014 | 6 | 6 |
| Career | 6 | 6 |

Slater's Career Game-by-Game

| Date | Opponent | GP | GS/POS |
|---------|-----------------------|----|--------|
| A.30.14 | Northern Arizona | 1 | RT |
| S.6.14 | at 21/23 No. Carolina | 1 | RT |
| S.20.14 | at Oregon State | 1 | RT |
| S.27.14 | UNLV* | 1 | RT |
| O.3.14 | at Fresno State* | 1 | RT |
| O.10.14 | at New Mexico* | 1 | RT |

* - Mountain West game.

#73 JORDAN SMITH

Offensive Line • Junior • 6-5 • 285 • Redlands, Calif. • Redlands HS

- **At San Diego State:** An athletic, forceful run blocker who can develop into a polished pass protector ... Was the team's starting center last year in all 13 games, but has moved to the backup right guard spot for the past six games ... Came to SDSU expecting to play offensive tackle.
- **2014 (Junior):** Is on the Rimington Watch List, which goes out to the most outstanding center in the country ... Has played in all six games so far this season, mainly on special teams ... Came off the bench in the opener vs. Northern Arizona, logging snaps late in the game and playing on special teams ... Also played on special teams at No. 21/23 North Carolina, at Oregon State, against UNLV, at Fresno State and at New Mexico.
- **2013 (Sophomore):** Started all 13 games at center ... Started the opener vs. Eastern Illinois at center, and followed with starts at Ohio State, against Oregon State, at New Mexico State, vs. Nevada, at Air Force, vs. Fresno State, against New Mexico, at San José State, at Hawai'i, vs. Boise State, at UNLV and vs. Buffalo in the Famous Idaho Potato Bowl.
- **2012 (Freshman):** Played in 12 of the team's 13 games, mostly on special teams ... Also got a start at tight end vs. UNLV ... Only game he missed was the opener at Washington.
- **2011 (Redshirt):** Redshirted his first year with the Aztecs.
- **High School:** A three-star recruit by *Rivals.com* ... Received a *Scouts, Inc.* grade of 73 ... A 2010-11 all-CIF Southern Section selection ... Was a team captain for one season ... An all-county and all-Inland Empire elite honoree ... A first-team all-Citrus Belt League selection following his junior and senior seasons.
- **Personal:** Born March 24, 1993, in Redlands, Calif. ... Son of Sharon Wood and Jimmy Smith ... Also considered USC, Hawai'i, Colorado State and New Mexico State ... Went to the same high school as former defensive lineman Jordan Thomas ... Is majoring in public administration.

J. Smith's Career Statistics

| Season | GP | GS |
|---------------|-----------|-----------|
| 2012 | 12 | 1 |
| 2013 | 13 | 13 |
| 2014 | 6 | 0 |
| Career | 31 | 14 |

J. Smith's Career Game-by-Game

| Date | Opponent | GP | GS/POS |
|---------|-----------------------|----|----------------------|
| S.1.12 | at Washington | | --- DNP - Injury --- |
| S.8.12 | Army | 1 | |
| S.15.12 | North Dakota | 1 | |
| S.22.12 | San José State | 1 | |
| S.29.12 | at Fresno State* | 1 | |
| O.6.12 | Hawai'i* | 1 | |
| O.13.12 | Colorado State* | 1 | |
| O.20.12 | at Nevada* | 1 | |
| O.27.12 | UNLV* | 1 | TE |
| N.3.12 | at 19/14 Boise State* | 1 | |
| N.10.12 | Air Force* | 1 | |

| | | | |
|---------|-----------------------|---|---|
| N.24.12 | at Wyoming* | 1 | |
| D.20.12 | vs. Brigham Young^ | 1 | |
| A.31.13 | Eastern Illinois | 1 | C |
| S.7.13 | at 3/2 Ohio State | 1 | C |
| S.21.13 | Oregon State | 1 | C |
| S.28.13 | at New Mexico State | 1 | C |
| O.4.13 | Nevada* | 1 | C |
| O.10.13 | at Air Force* | 1 | C |
| O.26.13 | 15/18 Fresno State* | 1 | C |
| N.2.13 | New Mexico* | 1 | C |
| N.9.13 | at San José State* | 1 | C |
| N.16.13 | at Hawai'i* | 1 | C |
| N.23.13 | Boise State* | 1 | C |
| N.30.13 | at UNLV* | 1 | C |
| D.21.13 | vs. Buffalo& | 1 | C |
| A.30.14 | Northern Arizona | 1 | |
| S.6.14 | at 21/23 No. Carolina | 1 | |
| S.20.14 | at Oregon State | 1 | |
| S.27.14 | UNLV* | 1 | |
| O.3.14 | at Fresno State* | 1 | |
| O.10.14 | at New Mexico* | 1 | |

* - Mountain West game. ^ - 2012 San Diego County Credit Union Poinsettia Bowl (Qualcomm Stadium; San Diego, Calif.). & - 2013 Famous Idaho Potato Bowl (Bronco Stadium; Boise, Idaho).

#12 MALIK SMITH

(MAH-leek)

Warrior • Sophomore • 6-0 • 185 • Compton, Calif. • Dominguez HS

- **At San Diego State:** Improved his play last year as a true freshman, working himself into a backup role by the end of the season ... Is now expected to start at one of the two Aztec spots for the seventh straight game of 2014 ... Originally was on special teams, but has seen more time in the defensive backfield.
- **2014 (Sophomore):** Has started all six of the team's games this season ... Has 25 tackles (13 solo), four pass breakups, 3.0 tackles for loss and an interception this year ... Ranks in a tie for ninth in the MW in passes defended (PBUs + INTs) per game (0.83) ... vs. Northern Arizona (Aug. 30) ... Made his first career start in the opener vs. Northern Arizona, logging a team-high seven tackles (five solo), a game-high three pass breakups and adding one tackle for loss ... The three PBUs were the most in the nation in the first week of FBS play ... **at No. 21/23 North Carolina (Sept. 6)** ... Had three tackles in another start at No. 21/23 North Carolina ... **at Oregon State (Sept. 20)** ... Had another solid outing in a start at Oregon State, making five tackles with 0.5 TFL, his first career interception and a pass breakup ... **vs. UNLV (Sept. 27)** ... Made one solo stop against UNLV in his fourth career start ... **at Fresno State (Oct. 3)** ... Came up with four tackles (two solo) at Fresno State ... **at New Mexico (Oct. 10)** ... Recorded five tackles and a career-high 1.5 tackles for loss at New Mexico.
- **2013 (Freshman):** Played in 12 games off the bench as a true freshman, registering 21 tackles (14 solos) ... Did not dress or play in the opener vs. Eastern Illinois ... Saw his first collegiate playing time against No. 3/2 Ohio State, but did not make the stat sheet ... Also saw time off the bench against Oregon State without recording a stat ... Had his first career tackle off the bench at New Mexico State ... Had a huge breakout game off the bench vs. Nevada, making a career-high 10 tackles (eight solo) ... The 10 tackles tied Derek Largent for the most in the game for either team ... Had four stops off the bench at Air Force ... Had an assisted tackle in a reserve role vs. No. 15/18 Fresno State ... Came up with two solo stops vs. New Mexico ... Played at San José State off the pine without making the stat sheet ... Made two tackles in a reserve role at Hawai'i ... Played off the bench against Boise State without making a stat ... Came off the bench in the regular season finale at UNLV, but did not make a stat ... Came up with one tackle vs. Buffalo in the Famous Idaho Potato Bowl.
- **High School:** A safety who played his prep ball at Dominguez High School with cornerback Kalan Montgomery ... Helped the Dons to a 7-4 record in 2011, including a 4-1 mark in league play ... A two-star recruit by both *Rivals.com* and *Scout.com* ... Rated as the 196th-best safety in the country among all incoming recruits by *Scout*.
- **Personal:** Picked SDSU after receiving interest in the recruiting process from Arizona, Colorado, Michigan, Nevada, Utah and Washington State ... Majoring in criminal justice.

M. Smith's Career Statistics

| Season | GP | GS | UA | A | TT | TFL | Sk | Int. | PBU | FF | FR |
|---------------|-----------|----------|-----------|-----------|-----------|------------|------------|----------|----------|----------|----------|
| 2013 | 12 | 0 | 14 | 7 | 21 | 0.0 | 0.0 | 0 | 0 | 0 | 0 |
| 2014 | 6 | 6 | 13 | 12 | 25 | 3.0 | 0.0 | 1 | 4 | 0 | 0 |
| Career | 18 | 6 | 27 | 19 | 46 | 3.0 | 0.0 | 1 | 4 | 0 | 0 |

Career Highs: Tackles: 10 vs. Nevada (10/4/13); Tackles For Loss: 1.5 at New Mexico (10/10/14); Interceptions: 1 at Oregon State (9/20/14); Pass Breakups: 3 vs. Northern Arizona (8/30/14).

2014 Highs: Tackles: 7 vs. Northern Arizona (8/30/14); Tackles For Loss: 1.5 at New Mexico (10/10/14); Interceptions: 1 at Oregon State (9/20/14); Pass Breakups: 3 vs. Northern Arizona (8/30/14).

M. Smith's Career Game-by-Game

| Date | Opponent | GP | GS | UA | A | TT | TFL | Sk. | Int. | PBU | FF | FR |
|---------|-----------------------|----------------------|----|----------|----------|-----------|-----|-----|------|-----|----|----|
| A.31.13 | Eastern Illinois | --- Did Not Play --- | | | | | | | | | | |
| S.7.13 | at 3/2 Ohio State | 1 | 0 | 0 | 0 | 0 | 0.0 | 0.0 | 0 | 0 | 0 | 0 |
| S.21.13 | Oregon State | 1 | 0 | 0 | 0 | 0 | 0.0 | 0.0 | 0 | 0 | 0 | 0 |
| S.28.13 | at New Mexico State | 1 | 0 | 0 | 1 | 1 | 0.0 | 0.0 | 0 | 0 | 0 | 0 |
| O.4.13 | Nevada* | 1 | 0 | 8 | 2 | 10 | 0.0 | 0.0 | 0 | 0 | 0 | 0 |
| O.10.13 | at Air Force* | 1 | 0 | 2 | 2 | 4 | 0.0 | 0.0 | 0 | 0 | 0 | 0 |
| O.26.13 | 15/18 Fresno State* | 1 | 0 | 0 | 1 | 1 | 0.0 | 0.0 | 0 | 0 | 0 | 0 |
| N.2.13 | New Mexico* | 1 | 0 | 2 | 0 | 2 | 0.0 | 0.0 | 0 | 0 | 0 | 0 |
| N.9.13 | at San José State | 1 | 0 | 0 | 0 | 0 | 0.0 | 0.0 | 0 | 0 | 0 | 0 |
| N.16.13 | at Hawai'i* | 1 | 0 | 1 | 1 | 2 | 0.0 | 0.0 | 0 | 0 | 0 | 0 |
| N.23.13 | Boise State* | 1 | 0 | 0 | 0 | 0 | 0.0 | 0.0 | 0 | 0 | 0 | 0 |
| N.30.13 | at UNLV* | 1 | 0 | 0 | 0 | 0 | 0.0 | 0.0 | 0 | 0 | 0 | 0 |
| D.21.13 | vs. Buffalo& | 1 | 0 | 1 | 0 | 1 | 0.0 | 0.0 | 0 | 0 | 0 | 0 |
| A.30.14 | Northern Arizona | 1 | 1 | 5 | 2 | 7 | 1.0 | 0.0 | 0 | 3 | 0 | 0 |
| S.6.14 | at 21/23 No. Carolina | 1 | 1 | 1 | 2 | 3 | 0.0 | 0.0 | 0 | 0 | 0 | 0 |
| S.20.14 | at Oregon State | 1 | 1 | 2 | 3 | 5 | 0.5 | 0.0 | 1 | 1 | 0 | 0 |
| S.27.14 | UNLV* | 1 | 1 | 1 | 0 | 1 | 0.0 | 0.0 | 0 | 0 | 0 | 0 |
| O.3.14 | at Fresno State* | 1 | 1 | 2 | 2 | 4 | 0.0 | 0.0 | 0 | 0 | 0 | 0 |
| O.10.14 | at New Mexico* | 1 | 1 | 2 | 3 | 5 | 1.5 | 0.0 | 0 | 0 | 0 | 0 |

Bold indicates season high. * - Mountain West game. & - 2013 Famous Idaho Potato Bowl (Bronco Stadium; Boise, Idaho).

#26 MARCUS STAMPS

Running Back • RS-Freshman • 6-1 • 210 • Los Angeles, Calif. • Jefferson HS

- **At San Diego State:** Shifty, power running back who is expected to compete for playing time after a good spring ... Is listed third on the depth chart at running back heading into the Hawai'i game.
- **2014 (Freshman):** Was named a third-team preseason all-Mountain West selection by *Phil Steele*, despite never playing a collegiate snap ... Has seen action off the bench in all six games in his first playing season ... Has rushed for 14 yards on two carries (7.0 avg.) ... **vs. Northern Arizona (Aug. 30)** ... Made his collegiate debut against Northern Arizona, carrying two times for 14 yards (7.0 avg.) off the bench ... **at No. 21/23 North Carolina (Sept. 6)** ... Played on special teams at No. 21/23 North Carolina without finding the stat sheet ... **at Oregon State (Sept. 20)** ... Played on special teams at Oregon State ... **vs. UNLV (Sept. 27)** ... Came off the bench on special teams against UNLV without recording a stat ... **at Fresno State (Oct. 3)** ... Also saw time at Fresno State, but did not record a stat ... **at New Mexico (Oct. 10)** ... Also played at New Mexico on special teams.
- **2013 (Redshirt):** Redshirted his first season at SDSU.
- **High School:** A power running back who also saw extensive time at outside linebacker for Jefferson High School ... Rushed for a combined 2,935 yards and 32 touchdowns on 261 attempts (11.2 avg.), including 1,511 yards and 19 scores on 139 carries (10.9 avg.) as a senior in 2012 ... Also caught 13 passes for 287 yards (22.1 avg.) and three touchdowns over his career ... On defense, combined for 238 tackles (185 solos), 17.0 sacks, three interceptions, five forced fumbles and six fumble recoveries ... Over his three seasons, the Democrats went a combined 27-8, including three league titles and a perfect 17-0 in conference play ... Named the 2012 Southern League Offensive Player of the Year ... Also was an all-city running back and leading rusher in the Southern League and No. 2 in the Los Angeles City Section ... Earned three stars from *Rivals.com*, *Scout.com*, ESPN and *247Sports.com* ... Received a grade of 85 from *247Sports* and was listed as the 62nd-best incoming running back ... ESPN gave him a

scout grade of 76 and rated him at No. 83 at running back and 104th of all incoming athletes in California ... Was rated at No. 79 at safety by Scout ... Was also was a star track & field athlete in the long jump and high jump.

- **Personal:** Born May 6, 1994, in Pomona, Calif. ... Son of Valerie Robinson ... Picked San Diego State over offers from Colorado and Nevada and also received interest from UCLA and USC ... Is majoring in social science.

Stamps' Career Statistics

| Season | GP | GS | Rushing | | | | | Receiving | | | | |
|---------------|----------|----------|----------|-----------|----------|-----------|----------|-----------|----------|------------|----------|----------|
| | | | Att. | Yds. | TD | Lg. 100+ | No. | Yds. | Avg. | TD | Lg. | |
| 2014 | 6 | 0 | 2 | 14 | 0 | 11 | 0 | 0 | 0 | 0.0 | 0 | 0 |
| Career | 6 | 0 | 2 | 14 | 0 | 11 | 0 | 0 | 0 | 0.0 | 0 | 0 |

Career/2014 Highs: Carries: 2 vs. Northern Arizona (8/30/14); Rushing Yards: 14 vs. Northern Arizona (8/30/14); Long Rush: 11 vs. Northern Arizona (8/30/14).

Stamps' Career Game-by-Game

| Date | Opponent | GP | GS | Rushing | | | | | Receiving | | |
|---------|-----------------------|----|----|---------|------|------|----|-----|-----------|----|---|
| | | | | Att. | Yds. | Avg. | TD | No. | Yds. | TD | |
| A.30.14 | Northern Arizona | 1 | 0 | 2 | 14 | 7.0 | 0 | 0 | 0 | 0 | 0 |
| S.6.14 | at 21/23 No. Carolina | 1 | 0 | 0 | 0 | 0.0 | 0 | 0 | 0 | 0 | 0 |
| S.20.14 | at Oregon State | 1 | 0 | 0 | 0 | 0.0 | 0 | 0 | 0 | 0 | 0 |
| S.27.14 | UNLV* | 1 | 0 | 0 | 0 | 0.0 | 0 | 0 | 0 | 0 | 0 |
| O.3.14 | at Fresno State* | 1 | 0 | 0 | 0 | 0.0 | 0 | 0 | 0 | 0 | 0 |
| O.10.14 | at New Mexico* | 1 | 0 | 0 | 0 | 0.0 | 0 | 0 | 0 | 0 | 0 |

Bold indicates season high. * - Mountain West game.

#41 DAKOTA TURNER

Defensive Line • RS-Freshman • 6-3 • 235 • Mililani, Hawaii • Mililani High

- **At San Diego State:** Physical, athletic body, who made the move from linebacker to defensive line in the spring ... Worked up to the backup spot at right defensive end after spring drills, where he remains for the game against Hawai'i this weekend.
- **2014 (Freshman):** Logged his first career snaps in his second season (first after a redshirt last year) at SDSU ... Has seven solo tackles, including two sacks (and 2.0 TFL), and two quarterback hurries in five games on the season ... **vs. Northern Arizona (Aug. 30)** ... Played in the opener vs. Northern Arizona, but did not record a stat ... **at No. 21/23 North Carolina (Sept. 6)** ... Was on the travel squad, but did not play at No. 21/23 North Carolina ... **at Oregon State (Sept. 20)** ... Made his first career tackle, a solo stop, off the bench at Oregon State ... **vs. UNLV (Sept. 27)** ... Had a breakout game against UNLV, making two solo stops and his first career sack (and TFL) ... Also had a quarterback hurry ... **at Fresno State (Oct. 3)** ... Had a career-high three stops (all solo) and a quarterback hurry at Fresno State ... **at New Mexico (Oct. 10)** ... Had another good outing at New Mexico, making one tackle, which was a 5-yard sack (and TFL).
- **2013 (Redshirt):** Redshirted his first season on The Mesa.
- **High School:** Was recruited as a linebacker after also playing as a defensive end and tight end at Mililani High School ... Helped the Trojans to a 10-3 record, including a 5-1 league mark as a senior in 2012 ... Was a first-team all-state pick as a senior ... A first-team all-league pick as a senior and second-team selection in 2011 ... Also an honorable mention all-Hawaii pick ... Was named to the Department of Defense All-America Team in 2011 ... Picked for the ESPN All-Hawaii team in 2011 ... A three-star recruit by *Scout.com*, ESPN and *247Sports.com* ... Received an 80 grade by *247Sports*, and was ranked as the 73rd-best tight end in the country and eighth out of all Hawaii recruits (regardless of position) ... Was ranked the 83rd-best defensive end by Scout ... Got a scout grade of 72 by ESPN and was listed at No. 109 of all defensive ends and the 10th-best recruit in Hawaii ... Rivals had him as the ninth-best recruit in Hawaii.
- **Personal:** Born March 5, 1995, in Camp Lejeune, N.C. ... Son of Larry and Diane Turner ... Also got offers from Army and Weber State, and was shown interest by Arizona State, Colorado, Hawai'i, Nevada, New Mexico State, Oregon, SMU, Utah State, Vanderbilt, Washington and Washington State ... Is majoring in business administration with a focus on marketing.

Turner's Career Statistics

| Season | GP | GS | UA | A | TT | TFL | Sk | Int. | PBU | FF | FR |
|---------------|----------|----------|----------|----------|----------|------------|------------|----------|----------|----------|----------|
| 2014 | 5 | 0 | 7 | 0 | 7 | 2.0 | 2.0 | 0 | 0 | 0 | 0 |
| Career | 5 | 0 | 7 | 0 | 7 | 2.0 | 2.0 | 0 | 0 | 0 | 0 |

Career/2014 Highs: Tackles: 3 at Fresno State (10/3/14); Tackles For Loss: 1.0 at New Mexico (10/10/14), vs. UNLV (9/27/14); Sacks: 1.0 at New Mexico (10/10/14), vs. UNLV (9/27/14).

Turner's Career Game-by-Game

| Date | Opponent | GP | GS | UA | A | TT | TFL | Sk. | Int. | PBU | FF | FR |
|---------|-----------------------|----------------------|----|----|---|----|-----|-----|------|-----|----|----|
| A.30.14 | Northern Arizona | 1 | 0 | 0 | 0 | 0 | 0.0 | 0.0 | 0 | 0 | 0 | 0 |
| S.6.14 | at 21/23 No. Carolina | --- Did Not Play --- | | | | | | | | | | |
| S.20.14 | at Oregon State | 1 | 0 | 1 | 0 | 1 | 0.0 | 0.0 | 0 | 0 | 0 | 0 |
| S.27.14 | UNLV* | 1 | 0 | 2 | 0 | 2 | 1.0 | 1.0 | 0 | 0 | 0 | 0 |
| O.3.14 | at Fresno State* | 1 | 0 | 3 | 0 | 3 | 0.0 | 0.0 | 0 | 0 | 0 | 0 |
| O.10.14 | at New Mexico* | 1 | 0 | 1 | 0 | 1 | 1.0 | 1.0 | 0 | 0 | 0 | 0 |

Bold indicates season high. * - Mountain West game.

#24 BILLY VAUGHN, JR.

Cornerback • RS-Freshman • 6-1 • 180 • Los Angeles, Calif. • Dorsey HS

- **At San Diego State:** Athletic cornerback with the ability to make the big play ... Played in the opener as a true freshman in 2013, recording two tackles and blocking a kick before an injury forced him to miss the rest of the season and redshirt ... Is listed as the backup to Dامتontae Kazee at right cornerback heading into the Hawai'i game.
- **2014 (Freshman):** Played in all six games in a reserve role this season ... Has recorded 11 tackles on the year, including six solo stops, to go along with three pass breakups and an interception ... **vs. Northern Arizona (Aug. 30)** ... Came off the bench in the opener vs. Northern Arizona, making one solo tackle ... **at No. 21/23 North Carolina (Sept. 6)** ... Made a career-high three tackles (one solo) at No. 21/23 North Carolina ... **at Oregon State (Sept. 20)** ... Had two tackles (one solo) at Oregon State ... **vs. UNLV (Sept. 27)** ... Had a solid outing off the bench against UNLV, making three stops (one solo), a career-high three pass breakups and his first career interception ... **at Fresno State (Oct. 3)** ... Came up with a solo tackle at Fresno State ... **at New Mexico (Oct. 10)** ... Made one solo stop at New Mexico.
- **2013 (Redshirt):** Played in the opener as a true freshman ... Had two tackles and blocked a PAT vs. Eastern Illinois, becoming the only true frosh to log time on defense and one of only two overall to play (also Donnel Pumphrey) ... Missed the rest of the season with an injury.
- **High School:** A cornerback who attended Dorsey High School, the same school as former line-backer Vaness Harris ... First-team all-league honors his final two years ... Was a Semper Fidelis All-America nominee as a senior ... A three-star recruit by ESPN, and a two-star recruit by Rivals.com, Scout.com and 247Sports.com ... Received a scout grade of 79 by ESPN, and was ranked as the 42nd-best cornerback in the nation and 59th-best recruit overall in California ... Was ranked No. 151 in the country at cornerback by Scout ... Got a grade of 78 by 247Sports and was ranked No. 156 of all cornerbacks ... Took first place in the 200 and 400 meters and 4x100 and 4x400-meter relays at the Western League Championships ... The 4x400 team was second at the City Section Championships.
- **Personal:** Born Feb. 14, 1995, in Augusta, Ga. ... Son of Billy Vaughn, Sr. and Paris Watts ... Picked the Aztecs over Hawai'i, Nevada and New Mexico ... Also drew interest from Boise State, Ohio State, Oklahoma State, San José State, Syracuse and UCLA ... Is majoring in business administration with a concentration in management.

Vaughn, Jr.'s Career Statistics

| Season | GP | GS | UA | A | TT | TFL | Sk | Int. | PBU | FF | FR |
|---------------|----------|----------|----------|----------|-----------|------------|------------|----------|----------|----------|----------|
| 2013 | 1 | 0 | 2 | 0 | 2 | 0.0 | 0.0 | 0 | 0 | 0 | 0 |
| 2014 | 6 | 0 | 6 | 5 | 11 | 0.0 | 0.0 | 1 | 3 | 0 | 0 |
| Career | 7 | 0 | 8 | 5 | 13 | 0.0 | 0.0 | 1 | 3 | 0 | 0 |

Career Highs: Tackles: 3 vs. UNLV (9/27/14), at North Carolina (9/6/14); Interceptions: 1 vs. UNLV (9/27/14); Passes Broken Up: 3 vs. UNLV (9/27/14); Blocked Kicks: 1 vs. Eastern Illinois (8/31/13).

2014 Highs: Tackles: 3 vs. UNLV (9/27/14), at North Carolina (9/6/14); Interceptions: 1 vs. UNLV (9/27/14); Passes Broken Up: 3 vs. UNLV (9/27/14).

Vaughn Jr.'s Career Game-by-Game

| Date | Opponent | GP | GS | UA | A | TT | TFL | Sk. | Int. | PBU | FF | FR |
|---------|-----------------------|--------------------------------|----|----|---|----|-----|-----|------|-----|----|----|
| A.31.13 | Eastern Illinois | 1 | 0 | 2 | 0 | 2 | 0.0 | 0.0 | 0 | 0 | 0 | 0 |
| S.7.13 | at 3/2 Ohio State | --- Did Not Play - Injured --- | | | | | | | | | | |
| S.21.13 | Oregon State | --- Did Not Play - Injured --- | | | | | | | | | | |
| S.28.13 | at New Mexico State | --- Did Not Play - Injured --- | | | | | | | | | | |
| O.4.13 | Nevada* | --- Did Not Play - Injured --- | | | | | | | | | | |
| O.10.13 | at Air Force* | --- Did Not Play - Injured --- | | | | | | | | | | |
| O.26.13 | 15/18 Fresno State* | --- Did Not Play - Injured --- | | | | | | | | | | |
| N.2.13 | New Mexico* | --- Did Not Play - Injured --- | | | | | | | | | | |
| N.9.13 | at San José State | --- Did Not Play - Injured --- | | | | | | | | | | |
| N.16.13 | at Hawai'i* | --- Did Not Play - Injured --- | | | | | | | | | | |
| N.23.13 | Boise State* | --- Did Not Play - Injured --- | | | | | | | | | | |
| N.30.13 | at UNLV* | --- Did Not Play - Injured --- | | | | | | | | | | |
| D.21.13 | vs. Buffalo& | --- Did Not Play - Injured --- | | | | | | | | | | |
| A.30.14 | Northern Arizona | 1 | 0 | 1 | 0 | 1 | 0.0 | 0.0 | 0 | 0 | 0 | 0 |
| S.6.14 | at 21/23 No. Carolina | 1 | 0 | 1 | 2 | 3 | 0.0 | 0.0 | 0 | 0 | 0 | 0 |
| S.20.14 | at Oregon State | 1 | 0 | 1 | 0 | 1 | 0.0 | 0.0 | 0 | 0 | 0 | 0 |
| S.27.14 | UNLV* | 1 | 0 | 1 | 2 | 3 | 0.0 | 0.0 | 1 | 3 | 0 | 0 |
| O.3.14 | at Fresno State* | 1 | 0 | 1 | 0 | 1 | 0.0 | 0.0 | 0 | 0 | 0 | 0 |
| O.10.14 | at New Mexico* | 1 | 0 | 1 | 0 | 1 | 0.0 | 0.0 | 0 | 0 | 0 | 0 |

Bold indicates season high. * - Mountain West game. & - 2013 Famous Idaho Potato Bowl (Bronco Stadium; Boise, Idaho).

#7 J.J. WHITTAKER

Cornerback • Senior • 5-10 • 180 • Oceanside, Calif. • Oceanside HS

- **At San Diego State:** A highly touted recruit, who suffered injuries three straight years before finally playing last year and starting all 13 games ... Ended up earning all-conference honors as an honorable mention pick ... Is an SDSU scholar-athlete ... Is slated to make his 20th straight start at left cornerback vs. Hawai'i ... Graduated with a criminal justice degree in May and is working on a master's degree.
- **2014 (Senior):** Is on the Thorpe Award Watch List, which goes out to the nation's top defensive back ... Was named one of the team captains ... Also was named to the all-Mountain West team by the league's media, and a preseason first-team selection by *Athlon Sports*, *Lindy's Sports*, *Phil Steele* and *Sporting News* ... Was chosen as the Best Cover Corner and a player to watch by *Lindy's* ... Has started all six games this season ... Has 33 tackles (23 solo) ... The 23 solo stops ranks third on the team, while the 33 overall tackles are fourth ... **vs. Northern Arizona (Aug. 30)** ... Started for the 14th straight game in the opener with Northern Arizona, where he made six tackles (four solo) ... **at No. 21/23 North Carolina (Sept. 6)** ... Came up with seven tackles (six solo) at No. 21/23 North Carolina ... The seven stops were tied with Na'im McGee for the second most on the team ... **at Oregon State (Sept. 20)** ... Had a career-high 11 tackles (eight solo) at Oregon State ... The 11 tackles tied Trey Lomax for the most of either team ... **vs. UNLV (Sept. 27)** ... Had one solo stop in another start vs. UNLV ... **at Fresno State (Oct. 3)** ... Recorded two tackles and his first interception of the season (fourth of career) at Fresno State ... **at New Mexico (Oct. 10)** ... Made six stops (three solo) in a usual start at New Mexico.
- **2013 (Junior):** Was named an honorable-mention all-MW pick, which was voted on by the league coaches and selected media ... Had 32 tackles (24 solos) in his first 13 career starts and games played, along with 11 pass breakups, three interceptions, a forced fumble and two tackles for loss ... Ranked fifth in the MW with 1.08 passes defended (PBU's + INT's) per game (14 total) ... Played his first collegiate game in the opener vs. Eastern Illinois, earning the start at left cornerback ... Finished with a solo tackle in the loss ... Started again at No. 3/2 Ohio State and had three tackles (all solo) ... Started vs. Oregon State and had five stops ... Had his first career two pass breakups and a solo tackle at New Mexico State ... Had a breakout game vs. Nevada, setting a career high with six tackles and five pass breakups ... The five pass deflections were tied for the second most in school history and tied for the second most in a game in the country ... Made two tackles, including his first TFL, and his first forced fumble at Air Force ... Had four tackles (three solo) and two pass breakups against No. 15/18 Fresno State ... Had five tackles, including four of the solo variety, against New Mexico ... Had two tackles at San José State and his first career interception late in the fourth quarter, which allowed SDSU to run out the clock and preserve the 34-30 win ... Started for the 10th straight game at Hawai'i without recording a stat ... Was named the Mountain West Defensive Player of the Week and a CFPA honorable mention defensive back of the week for his play against Boise State where

he had two tackles, two interceptions, including one for a touchdown, and two pass breakups ... The 18-yard interception return for a touchdown tied the game at 21-21 ... The two interceptions in a single game are tied for a league high this season and the fourth most in the nation ... Became the first SDSU player with two interceptions in a game since Derek Largent had two against Colorado State on Oct. 12, 2012 and the first Aztec with an interception returned for a touchdown since both Leon McFadden and Eric Pinkins had one apiece at Fresno State on Sept. 29, 2012 ... Earned his 12th consecutive start at UNLV, but did not find the stat sheet ... Had one tackle, which was a 1-yard loss, vs. Buffalo in the Famous Idaho Potato Bowl.

- **2012 (Sophomore):** Missed the 2012 season after breaking his scapula in the team's fall scrimmage.
- **2011 (Freshman):** Missed the entire 2011 season with a knee injury.
- **2010 (Redshirt):** Redshirted after tearing his ACL prior to the start of fall camp.
- **High School:** A three-star recruit out of Oceanside High by *Rivals.com* and *Scout.com* ... Ranked as the 118th recruit at the athlete position nationally by *Scout.com* ... Two-time first-team all-league, all-North County and all-CIF honoree ... Posted big offensive numbers as a senior for the Pirates with 68 carries for 627 yards and five touchdowns and caught 49 balls for 770 yards and six touchdowns ... Named a member of the 2009 all-state team by *CalHiSports.com* (second team) ... As a junior, had 772 yards on 40 catches and six scores on offense and picked off six passes, while defending 20 others on defense ... Was a three-year letterwinner in basketball, earning first-team all-league honors and all-CIF honors as a senior.
- **Personal:** Born July 17, 1991, in Long Beach, Calif. ... Son of Lanie and Jerry Whittaker, Sr. ... Father, Jerry, played baseball at Oklahoma and was a second-round MLB Draft pick by the Chicago White Sox ... Chose San Diego State over scholarship offers from Arizona, Washington, Washington State and New Mexico State ... Also was looked at by Texas A&M ... Full name is Jerry Augustus Whittaker, Jr. ... Graduated with a criminal justice degree in May and is working on a master's degree.

Whittaker's Career Statistics

| Season | GP | GS | UA | A | TT | TFL | Sk | Int. | PBU | FF | FR |
|---------------|-----------|-----------|-----------|-----------|-----------|------------|------------|----------|-----------|----------|----------|
| 2013 | 13 | 13 | 24 | 8 | 32 | 2.0 | 0.0 | 3 | 11 | 1 | 0 |
| 2014 | 6 | 6 | 23 | 10 | 33 | 0.0 | 0.0 | 1 | 0 | 0 | 0 |
| Career | 19 | 19 | 47 | 18 | 65 | 2.0 | 0.0 | 4 | 11 | 1 | 0 |

Career Highs: Tackles: 11 at Oregon State (9/20/14); Tackles For Loss: 1.0 vs. Buffalo (12/21/13), at Air Force (10/10/13); Interceptions: 2 vs. Boise State (11/23/13); Passes Broken Up: 5 vs. Nevada (10/4/13); Forced Fumbles: 1 at Air Force (10/10/13); Defensive Touchdowns: 1 vs. Boise State (11/23/13).

2014 Highs: Tackles: 11 at Oregon State (9/20/14); Interceptions: 1 at Fresno State (10/3/14).

Whittaker's Career Game-by-Game

| Date | Opponent | GP | GS | UA | A | TT | TFL | Sk. | Int. | PBU | FF | FR |
|---------|-----------------------|----|----|----|---|----|-----|-----|------|-----|----|----|
| A.31.13 | Eastern Illinois | 1 | 1 | 1 | 0 | 1 | 0.0 | 0.0 | 0 | 0 | 0 | 0 |
| S.7.13 | at 2/3 Ohio State | 1 | 1 | 3 | 0 | 3 | 0.0 | 0.0 | 0 | 0 | 0 | 0 |
| S.21.13 | Oregon State | 1 | 1 | 3 | 2 | 5 | 0.0 | 0.0 | 0 | 0 | 0 | 0 |
| S.28.13 | at New Mexico State | 1 | 1 | 1 | 0 | 1 | 0.0 | 0.0 | 0 | 2 | 0 | 0 |
| O.4.13 | Nevada* | 1 | 1 | 3 | 3 | 6 | 0.0 | 0.0 | 0 | 5 | 0 | 0 |
| O.10.13 | at Air Force* | 1 | 1 | 2 | 0 | 2 | 1.0 | 0.0 | 0 | 0 | 1 | 0 |
| O.26.13 | 15/18 Fresno State* | 1 | 1 | 3 | 1 | 4 | 0.0 | 0.0 | 0 | 2 | 0 | 0 |
| N.2.13 | New Mexico* | 1 | 1 | 4 | 1 | 5 | 0.0 | 0.0 | 0 | 0 | 0 | 0 |
| N.9.13 | at San José State* | 1 | 1 | 1 | 1 | 2 | 0.0 | 0.0 | 1 | 0 | 0 | 0 |
| N.16.13 | at Hawaii* | 1 | 1 | 0 | 0 | 0 | 0.0 | 0.0 | 0 | 0 | 0 | 0 |
| N.23.13 | Boise State* | 1 | 1 | 2 | 0 | 2 | 0.0 | 0.0 | 2 | 2 | 0 | 0 |
| N.30.13 | at UNLV* | 1 | 1 | 0 | 0 | 0 | 0.0 | 0.0 | 0 | 0 | 0 | 0 |
| D.21.13 | vs. Buffalo* | 1 | 1 | 1 | 0 | 1 | 1.0 | 0.0 | 0 | 0 | 0 | 0 |
| A.30.14 | Northern Arizona | 1 | 1 | 4 | 2 | 6 | 0.0 | 0.0 | 0 | 0 | 0 | 0 |
| S.6.14 | at 21/23 No. Carolina | 1 | 1 | 6 | 1 | 7 | 0.0 | 0.0 | 0 | 0 | 0 | 0 |
| S.20.14 | at Oregon State | 1 | 1 | 8 | 3 | 11 | 0.0 | 0.0 | 0 | 0 | 0 | 0 |
| S.27.14 | UNLV* | 1 | 1 | 1 | 0 | 1 | 0.0 | 0.0 | 0 | 0 | 0 | 0 |
| O.3.14 | at Fresno State* | 1 | 1 | 1 | 1 | 2 | 0.0 | 0.0 | 1 | 0 | 0 | 0 |
| O.10.14 | at New Mexico* | 1 | 1 | 3 | 3 | 3 | 0.0 | 0.0 | 0 | 0 | 0 | 0 |

Bold indicates season high. * - Mountain West game. & - 2013 - Famous Idaho Potato Bowl (Branco Stadium; Boise, Idaho).

SAN DIEGO STATE, 2014 STATISTICS

SAN DIEGO STATE OVERALL RECORD: 3-3
HOME: 2-0 **AWAY:** 1-3; **NEUTRAL:** 0-0
MOUNTAIN WEST: 2-1
HOME: 1-0 **AWAY:** 1-1

| Date | Opponent | Result | Score | Att. | Opp. Rk. |
|------|-------------------|--------|-------|--------|----------|
| A.30 | Northern Arizona | W | 38-7 | 30,791 | - |
| S.6 | at North Carolina | L | 27-31 | 58,000 | 21/23 |
| S.20 | at Oregon State | L | 7-28 | 41,339 | - |
| S.27 | UNLV* | W | 34-17 | 28,005 | - |
| O.3 | at Fresno State* | L | 13-24 | 33,928 | - |
| O.10 | at New Mexico* | W | 24-14 | 19,497 | - |

* - Mountain West game; HC - Homecoming game; Ranking refers to AP/USA Today Poll at game time.

| SCORE BY QUARTER | 1st | 2nd | 3rd | 4th | OT | Total |
|------------------|-----|-----|-----|-----|----|-------|
| San Diego State | 31 | 55 | 31 | 26 | - | 143 |
| Opponents | 27 | 21 | 42 | 31 | - | 121 |

TEAM STATISTICS

| | SDSU | OPP |
|--------------------------------|---------------------|---------------------|
| SCORING | 143 | 121 |
| Points Per Game | 23.8 | 20.2 |
| FIRST DOWNS | 120 | 116 |
| Rushing | 58 | 46 |
| Passing | 49 | 53 |
| Penalty | 13 | 17 |
| RUSHING YARDAGE | 1311 | 785 |
| Yards gained rushing | 1401 | 914 |
| Yards lost rushing | 90 | 129 |
| Rushing Attempts | 229 | 224 |
| Average Per Rush | 5.7 | 3.5 |
| Average Per Game | 218.5 | 130.8 |
| TDs Rushing | 13 | 11 |
| PASSING YARDAGE | 1018 | 1326 |
| Comp-Att-Int | 85-163-10 | 103-175-7 |
| Average Per Pass | 6.2 | 7.6 |
| Average Per Catch | 12.0 | 12.9 |
| Average Per Game | 169.7 | 221.0 |
| TDs Passing | 3 | 4 |
| TOTAL OFFENSE | 2329 | 2111 |
| Total Plays | 392 | 399 |
| Average Per Play | 5.9 | 5.3 |
| Average Per Game | 388.2 | 351.8 |
| KICK RETURNS: #-Yards | 16-265 | 22-444 |
| PUNT RETURNS: #-Yards | 13-122 | 9-48 |
| INT RETURNS: #-Yards | 7-96 | 10-131 |
| KICK RETURN AVERAGE | 16.6 | 20.2 |
| PUNT RETURN AVERAGE | 9.4 | 5.3 |
| INT RETURN AVERAGE | 13.7 | 16.4 |
| FUMBLES-LOST | 6-3 | 7-2 |
| PENALTIES-Yards | 46-391 | 34-305 |
| Average Per Game | 65.2 | 50.8 |
| PUNTS-Yards | 27-1053 | 32-1355 |
| Average Per Punt | 39.0 | 42.3 |
| Net punt average | 37.2 | 37.9 |
| KICKOFFS-Yards | 31-1975 | 25-1417 |
| Average Per Kick | 63.7 | 56.7 |
| Net kick average | 42.1 | 39.1 |
| TIME OF POSSESSION/Game | 30:40 | 29:20 |
| 3RD-DOWN Conversions | 34/77 | 35/83 |
| 3rd-Down Pct | 44% | 42% |
| 4TH-DOWN Conversions | 1/3 | 4/7 |
| 4th-Down Pct | 33% | 57% |
| SACKS BY-Yards | 15-81 | 9-60 |
| MISC YARDS | 3 | 0 |
| TOUCHDOWNS SCORED | 17 | 16 |
| FIELD GOALS-ATTEMPTS | 8-9 | 3-7 |
| ON-SIDE KICKS | 0-0 | 0-0 |
| RED-ZONE SCORES | (16-19) 84% | (15-16) 94% |
| RED-ZONE TOUCHDOWNS | (11-19) 58% | (12-16) 75% |
| PAT-ATTEMPTS | (17-17) 100% | (16-16) 100% |
| ATTENDANCE | 58766 | 152764 |
| Games/Avg Per Game | 2/29383 | 4/38191 |

RUSHING

| Player | G | Att. | Gain | Loss | Net | Avg. | TD | Long | YPG | 100+ | Hi Gm |
|--------------------|----------|------------|-------------|------------|-------------|------------|-----------|-----------|--------------|----------|------------|
| PUMPHREY, Donnel | 6 | 119 | 823 | 16 | 807 | 6.8 | 11 | 93 | 134.5 | 4 | 246 |
| PRICE, Chase | 6 | 65 | 315 | 9 | 306 | 4.7 | 2 | 29 | 51.0 | 1 | 141 |
| MILLS, Lloyd | 6 | 3 | 105 | 0 | 105 | 35.0 | 0 | 36 | 17.5 | 0 | 36 |
| GORDON, Dakota | 6 | 15 | 70 | 0 | 70 | 4.7 | 0 | 21 | 11.7 | 0 | 42 |
| BAWDEN, Nick | 4 | 11 | 63 | 20 | 43 | 3.9 | 0 | 15 | 10.8 | 0 | 36 |
| STAMPS, Marcus | 6 | 2 | 14 | 0 | 14 | 7.0 | 0 | 11 | 2.3 | 0 | 14 |
| HAZELY, Jemond | 6 | 1 | 5 | 0 | 5 | 5.0 | 0 | 5 | 0.8 | 0 | 5 |
| ROBERTS, Adam | 6 | 1 | 2 | 0 | 2 | 2.0 | 0 | 2 | 0.3 | 0 | 2 |
| HOKOKIAN, Chris | 2 | 1 | 1 | 0 | 1 | 1.0 | 0 | 1 | 0.5 | 0 | 1 |
| RADLEY, Lucky | 5 | 2 | 3 | 2 | 1 | 0.5 | 0 | 3 | 0.2 | 0 | 1 |
| TEAM | 3 | 3 | 0 | 3 | -3 | -1.0 | 0 | 0 | -1.0 | 0 | -1 |
| KAEHLER, Quinn | 6 | 6 | 0 | 40 | -40 | -6.7 | 0 | 0 | -6.7 | 0 | -2 |
| SDSU TOTALS | 6 | 229 | 1401 | 90 | 1311 | 5.7 | 13 | 93 | 218.5 | 5 | 246 |
| OPPONENTS | 6 | 224 | 914 | 129 | 785 | 3.5 | 11 | 34 | 130.8 | 0 | 67 |

PASSING

| Player | G | Effic. | Cmp. | Att. | Int. | Pct. | Yds. | TD | Long | YPG |
|--------------------|----------|---------------|------------|------------|-----------|-------------|-------------|----------|-----------|--------------|
| KAEHLER, Quinn | 6 | 111.10 | 72 | 124 | 7 | 58.1 | 871 | 2 | 59 | 145.2 |
| BAWDEN, Nick | 4 | 66.62 | 13 | 37 | 2 | 35.1 | 147 | 1 | 43 | 36.8 |
| FAVREAU, Chase | 4 | -200.00 | 0 | 1 | 1 | 0.0 | 0 | 0 | 0 | 0.0 |
| PUMPHREY, Donnel | 6 | 0.00 | 0 | 1 | 0 | 0.0 | 0 | 0 | 0 | 0.0 |
| SDSU TOTALS | 6 | 98.41 | 85 | 163 | 10 | 52.1 | 1018 | 3 | 59 | 169.7 |
| OPPONENTS | 6 | 122.05 | 103 | 175 | 7 | 58.9 | 1326 | 4 | 91 | 221.0 |

RECEIVING

| Player | G | No. | Yds. | Avg. | TD | Long | YPG | 100+ | Hi Re. | Hi Yd. |
|--------------------|----------|------------|-------------|-------------|----------|-----------|--------------|----------|----------|------------|
| JUDGE, Eric | 5 | 12 | 210 | 17.5 | 1 | 56 | 42.0 | 0 | 5 | 94 |
| CLARK, Larry | 6 | 12 | 153 | 12.8 | 0 | 29 | 25.5 | 0 | 4 | 32 |
| PUMPHREY, Donnel | 6 | 11 | 67 | 6.1 | 0 | 31 | 11.2 | 0 | 5 | 31 |
| MILLS, Lloyd | 6 | 8 | 120 | 15.0 | 0 | 45 | 20.0 | 0 | 3 | 45 |
| ROBERTS, Adam | 6 | 7 | 62 | 8.9 | 1 | 16 | 10.3 | 0 | 2 | 21 |
| PRICE, Chase | 6 | 7 | 60 | 8.6 | 0 | 14 | 10.0 | 0 | 2 | 22 |
| RUFFIN, Ezell | 2 | 6 | 117 | 19.5 | 0 | 59 | 58.5 | 0 | 2 | 64 |
| HAZELY, Jemond | 6 | 6 | 77 | 12.8 | 0 | 28 | 12.8 | 0 | 3 | 28 |
| GORDON, Dakota | 6 | 6 | 50 | 8.3 | 0 | 24 | 8.3 | 0 | 3 | 42 |
| CRAIGHEAD, Robert | 6 | 3 | 35 | 11.7 | 1 | 27 | 5.8 | 0 | 2 | 33 |
| HOLDER, Mikah | 3 | 3 | 33 | 11.0 | 0 | 15 | 33.0 | 0 | 3 | 33 |
| PITTS, Paul | 4 | 2 | 23 | 11.5 | 0 | 18 | 5.8 | 0 | 1 | 18 |
| BRUNSKILL, Daniel | 6 | 1 | 6 | 6.0 | 0 | 6 | 1.0 | 0 | 1 | 6 |
| RADLEY, Lucky | 5 | 1 | 5 | 5.0 | 0 | 5 | 1.0 | 0 | 1 | 5 |
| SDSU TOTALS | 6 | 85 | 1018 | 12.0 | 3 | 59 | 169.7 | 0 | 5 | 94 |
| OPPONENTS | 6 | 103 | 1326 | 12.9 | 4 | 91 | 221.0 | 2 | 6 | 110 |

SCORING

| Player | TD | FGs | Kick | Rush | PATs | | | | Safety | Points |
|--------------------|-----------|------------|--------------|------------|----------|------------|----------|----------|----------|------------|
| | | | | | Rcv. | Pass | DXP | Points | | |
| PUMPHREY, Donnel | 11 | 0-0 | 0-0 | 0-0 | 0 | 0-0 | 0 | 0 | 0 | 66 |
| HAGEMAN, Donny | 0 | 8-9 | 17-17 | 0-0 | 0 | 0-0 | 0 | 0 | 0 | 41 |
| PRICE, Chase | 2 | 0-0 | 0-0 | 0-0 | 0 | 0-0 | 0 | 0 | 0 | 12 |
| JUDGE, Eric | 1 | 0-0 | 0-0 | 0-0 | 0 | 0-0 | 0 | 0 | 0 | 6 |
| CRAIGHEAD, Robert | 1 | 0-0 | 0-0 | 0-0 | 0 | 0-0 | 0 | 0 | 0 | 6 |
| ROBERTS, Adam | 1 | 0-0 | 0-0 | 0-0 | 0 | 0-0 | 0 | 0 | 0 | 6 |
| MILLS, Lloyd | 1 | 0-0 | 0-0 | 0-0 | 0 | 0-0 | 0 | 0 | 0 | 6 |
| SDSU TOTALS | 17 | 8-9 | 17-17 | 0-0 | 0 | 0-0 | 0 | 0 | 0 | 143 |
| OPPONENTS | 16 | 3-7 | 16-16 | 0-0 | 0 | 0-0 | 0 | 0 | 0 | 121 |

TOTAL OFFENSE

| Player | G | Plays | Rush | Pass | Total | YPG |
|--------------------|----------|------------|-------------|-------------|-------------|--------------|
| KAEHLER, Quinn | 6 | 130 | -40 | 871 | 831 | 138.5 |
| PUMPHREY, Donnel | 6 | 120 | 807 | 0 | 807 | 134.5 |
| PRICE, Chase | 6 | 65 | 306 | 0 | 306 | 51.0 |
| BAWDEN, Nick | 4 | 48 | 43 | 147 | 190 | 47.5 |
| MILLS, Lloyd | 6 | 3 | 105 | 0 | 105 | 17.5 |
| GORDON, Dakota | 6 | 15 | 70 | 0 | 70 | 11.7 |
| STAMPS, Marcus | 6 | 2 | 14 | 0 | 14 | 2.3 |
| HAZELY, Jemond | 6 | 1 | 5 | 0 | 5 | 0.8 |
| ROBERTS, Adam | 6 | 1 | 2 | 0 | 2 | 0.3 |
| RADLEY, Lucky | 5 | 2 | 1 | 0 | 1 | 0.2 |
| HOKOKIAN, Chris | 2 | 1 | 1 | 0 | 1 | 0.5 |
| TEAM | 3 | 3 | -3 | 0 | -3 | -1.0 |
| SDSU TOTALS | 6 | 392 | 1311 | 1018 | 2329 | 388.2 |
| OPPONENTS | 6 | 399 | 785 | 1326 | 2111 | 351.8 |

SAN DIEGO STATE, 2014 STATISTICS, cont.

| PUNT RETURNS | | | | | |
|--------------------|-----------|------------|------------|----------|-----------|
| Player | No. | Yards | Avg. | TD | Long |
| MILLS, Lloyd | 12 | 120 | 10.0 | 1 | 67 |
| VAUGHN, Jr., Billy | 1 | 2 | 2.0 | 0 | 0 |
| SDSU TOTALS | 13 | 122 | 9.4 | 1 | 67 |
| OPPONENTS | 9 | 48 | 5.3 | 0 | 48 |

| KICKOFF RETURNS | | | | | |
|--------------------|-----------|------------|-------------|----------|-----------|
| Player | No. | Yards | Avg. | TD | Long |
| PENNY, Rashaad | 6 | 112 | 18.7 | 0 | 33 |
| KELLY, Kameron | 4 | 106 | 26.5 | 0 | 56 |
| CLARK, Larry | 2 | 12 | 6.0 | 0 | 8 |
| RADLEY, Lucky | 2 | 35 | 17.5 | 0 | 18 |
| WELLS, David | 1 | 0 | 0.0 | 0 | 0 |
| GALEA'I, Kenny | 1 | 0 | 0.0 | 0 | 0 |
| SDSU TOTALS | 16 | 265 | 16.6 | 0 | 56 |
| OPPONENTS | 22 | 444 | 20.2 | 0 | 34 |

| INTERCEPTION RETURNS | | | | | |
|----------------------|-----------|------------|-------------|----------|------------|
| Player | No. | Yards | Avg. | TD | Long |
| MUNSON, Calvin | 2 | 90 | 45.0 | 0 | 64 |
| WHITTAKER, J.J. | 1 | 0 | 0.0 | 0 | 0 |
| SMITH, Malik | 1 | 0 | 0.0 | 0 | 0 |
| SANCHEZ, Jon | 1 | 6 | 6.0 | 0 | 6 |
| VAUGHN, Jr., Billy | 1 | 0 | 0.0 | 0 | 0 |
| GAVERT, Josh | 1 | 0 | 0.0 | 0 | 0 |
| SDSU TOTALS | 7 | 96 | 13.7 | 0 | 64 |
| OPPONENTS | 10 | 131 | 13.1 | 1 | 100 |

| FUMBLE RETURNS | | | | | |
|--------------------|----------|-----------|-------------|----------|-----------|
| Player | No. | Yards | Avg. | TD | Long |
| LOMAX, Trey | 1 | 10 | 10.0 | 0 | 10 |
| SDSU TOTALS | 1 | 10 | 10.0 | 0 | 10 |
| OPPONENTS | 3 | 6 | 2.0 | 0 | 3 |

ALESI PUNT-BY-PUNT

| Opponent | From | To | Yds | Return | Net | FP |
|-----------------|------|------|-----|---------------|-----|-------|
| N. Arizona | SD44 | N25 | 31 | out-of-bounds | 31 | N25 |
| | SD32 | N20 | 48 | downed | 48 | N20 |
| | N37 | N11 | 26 | fair catch | 26 | N11 |
| at No. 21 UNC | NC38 | NC8 | 30 | fair catch | 30 | NC8 |
| | SD10 | NC40 | 50 | -1-yd return | 51 | NC39 |
| | SD31 | NC24 | 45 | 0-yd return | 45 | NC24 |
| | SD20 | NC32 | 48 | -1-yd return | 49 | NC31 |
| at Oregon St. | SD17 | OS39 | 44 | 0-yd return | 44 | N/A |
| | SD50 | OS19 | 31 | out-of-bounds | 31 | OS19 |
| | OS42 | OS12 | 30 | out-of-bounds | 30 | OS12 |
| | SD39 | OS25 | 36 | fair catch | 36 | OS25 |
| | SD28 | OS46 | 26 | downed | 26 | OS46 |
| | SD17 | SD49 | 32 | 0-yd return | 32 | SD49 |
| UNLV | SD17 | LV39 | 44 | 48-yd return | -4 | SD13 |
| | SD49 | LV12 | 39 | fair catch | 39 | LV12 |
| | LV37 | LV5 | 32 | fair catch | 32 | LV5 |
| | SD49 | LV6 | 45 | downed | 45 | LV3^ |
| | SD35 | LV34 | 31 | downed | 31 | LV34 |
| at Fresno State | SD27 | FS28 | 45 | downed | 45 | FS28 |
| | SD14 | FS37 | 49 | 0-yd return | 49 | FS37 |
| | SD34 | FS22 | 44 | 4-yd return | 40 | FS26 |
| | SD48 | FS18 | 34 | fair catch | 34 | FS18 |
| | SD47 | FS9 | 44 | fair catch | 44 | FS9 |
| at New Mexico | SD19 | NM38 | 43 | 0-yd return | 43 | SD48^ |
| | SD49 | NM12 | 39 | fair catch | 39 | NM12 |
| | SD45 | NM9 | 46 | fair catch | 46 | NM9 |
| | NM45 | NM4 | 41 | downed | 41 | NM4 |

* - indicates possession ended inside opponent 20; ** - indicates possession ended inside opponent 10; ^ - indicates there was a penalty on the play, resulting in a new spot; N/A - indicates the punt returner fumbled and lost possession

ALL-PURPOSE YARDAGE

| Player | G | Rush | Rec. | PR | KOR | IR | Total | YPG |
|--------------------|----------|-------------|-------------|------------|------------|------------|-------------|--------------|
| PUMPHREY, Donnel | 6 | 807 | 67 | 0 | 0 | 0 | 874 | 145.7 |
| PRICE, Chase | 6 | 306 | 60 | 0 | 0 | 0 | 366 | 61.0 |
| MILLS, Lloyd | 6 | 105 | 120 | 120 | 0 | 0 | 345 | 57.5 |
| JUDGE, Eric | 5 | 0 | 210 | 0 | 0 | 0 | 210 | 42.0 |
| CLARK, Larry | 6 | 0 | 153 | 0 | 12 | 0 | 165 | 27.5 |
| GORDON, Dakota | 6 | 70 | 50 | 0 | 0 | 0 | 120 | 20.0 |
| RUFFIN, Ezell | 2 | 0 | 117 | 0 | 0 | 0 | 117 | 58.5 |
| PENNY, Rashaad | 6 | 0 | 0 | 0 | 112 | 0 | 112 | 18.7 |
| KELLY, Kameron | 5 | 0 | 0 | 0 | 106 | 0 | 106 | 21.2 |
| MUNSON, Calvin | 6 | 0 | 0 | 0 | 0 | 90 | 90 | 15.0 |
| HAZELY, Jemond | 6 | 5 | 77 | 0 | 0 | 0 | 82 | 13.7 |
| ROBERTS, Adam | 6 | 2 | 62 | 0 | 0 | 0 | 64 | 10.7 |
| BAWDEN, Nick | 4 | 43 | 0 | 0 | 0 | 0 | 43 | 10.8 |
| RADLEY, Lucky | 5 | 1 | 5 | 0 | 35 | 0 | 41 | 8.2 |
| CRAIGHEAD, Robert | 6 | 0 | 35 | 0 | 0 | 0 | 35 | 5.8 |
| HOLDER, Mikah | 3 | 0 | 33 | 0 | 0 | 0 | 33 | 33.0 |
| PITTS, Paul | 4 | 0 | 23 | 0 | 0 | 0 | 23 | 5.8 |
| STAMPS, Marcus | 6 | 14 | 0 | 0 | 0 | 0 | 14 | 2.3 |
| SANCHEZ, Jon | 6 | 0 | 0 | 0 | 0 | 6 | 6 | 1.0 |
| BRUNSKILL, Daniel | 6 | 0 | 6 | 0 | 0 | 0 | 6 | 1.0 |
| VAUGHN, Jr., Billy | 6 | 0 | 0 | 2 | 0 | 0 | 2 | 0.3 |
| HOKOKIAN, Chris | 2 | 1 | 0 | 0 | 0 | 0 | 1 | 0.5 |
| TEAM | 3 | -3 | 0 | 0 | 0 | 0 | -3 | -1.0 |
| KAEHLER, Quinn | 6 | -40 | 0 | 0 | 0 | 0 | -40 | -6.7 |
| SDSU TOTALS | 6 | 1311 | 1018 | 122 | 265 | 96 | 2812 | 468.7 |
| OPPONENTS | 6 | 785 | 1326 | 48 | 444 | 131 | 2734 | 455.7 |

PUNTING

| Player | No. | Yards | Avg. | Lg. | TB | In.20 | 50+ | Blk. | Net yds. | Net Avg. |
|--------------------|-----------|-------------|-------------|-----------|----------|-----------|----------|----------|-------------|-------------|
| ALESI, Joel | 27 | 1053 | 39.0 | 50 | 0 | 12 | 1 | 0 | 1005 | 37.2 |
| SDSU TOTALS | 27 | 1053 | 39.0 | 50 | 0 | 12 | 1 | 0 | 1005 | 37.2 |
| OPPONENTS | 32 | 1355 | 42.3 | 61 | 1 | 12 | 8 | 1 | 1233 | 38.5 |

FIELD GOALS

| Player | FGM-A | Pct. | 10-19 | 20-29 | 30-39 | 40-49 | 50-59 | 60+ | Lg. |
|--|------------|-------------|------------|------------|------------|------------|------------|------------|-----------|
| HAGEMAN, Donny | 8-9 | 88.9 | 0-0 | 3-3 | 2-2 | 3-4 | 0-0 | 0-0 | 49 |
| NAU: 48g, 46wl; UNC: 49g, 40g; OSU: none; UNLV: 24g, 31g; FS: 24g, 36g; UNM: 25g | | | | | | | | | |
| SDSU TOTALS | 8-9 | 88.9 | 0-0 | 3-3 | 2-2 | 3-4 | 0-0 | 0-0 | 49 |
| OPPONENTS | 3-7 | 42.9 | 0-0 | 2-2 | 1-2 | 0-3 | 0-0 | 0-0 | 38 |

KICKOFFS

| Player | No. | Yards | Avg. | TB | OB | Ret. | Net yds. | Net avg. |
|--------------------|-----------|-------------|-------------|----------|----------|------------|-------------|-------------|
| MCMORROW, Seamus | 31 | 1975 | 63.7 | 9 | 0 | 444 | 1531 | 49.4 |
| SDSU TOTALS | 31 | 1975 | 63.7 | 9 | 0 | 444 | 1531 | 49.4 |
| OPPONENTS | 25 | 1417 | 56.7 | 7 | 1 | 265 | 1152 | 46.1 |

SAN DIEGO STATE, 2014 STATISTICS, cont.

DEFENSIVE

| Player | GP | -----Tackles----- | | | | TFL/Yds. | --Sacks-- | -----Pass Def----- | | | -----Fumbles----- | | Blk | |
|-----------------------|----------|-------------------|------------|------------|-----------------|--------------|---------------|--------------------|-----------|-------------|-------------------|----------|------|------|
| | | Solo | Ast. | Total | | | | Int.-Yds | BrUp | QBH | Rcv.-Yds | FF | Kick | Saf. |
| 48 GAVERT, Josh | 6 | 24 | 20 | 44 | 2.0-5 | . | 1-0 | 1 | 1 | . | . | . | . | |
| 14 LOMAX, Trey | 6 | 26 | 13 | 39 | 3.0-7 | 1.0-3 | . | 1 | . | 1-10 | . | . | . | |
| 54 MUNSON, Calvin | 6 | 21 | 17 | 38 | 6.5-10 | 2.0-2 | 2-90 | . | . | . | 1 | . | . | |
| 7 WHITTAKER, J.J. | 6 | 23 | 10 | 33 | . | . | 1-0 | . | . | . | . | . | . | |
| 21 MCGEE, Na'im | 6 | 18 | 11 | 29 | 1.0-4 | . | . | . | 1 | . | . | . | . | |
| 12 SMITH, Malik | 6 | 13 | 12 | 25 | 3.0-7 | . | 1-0 | 4 | . | . | . | . | . | |
| 23 KAZEE, Damontae | 6 | 18 | 5 | 23 | 1.0-1 | . | . | 6 | . | . | . | . | . | |
| 58 BARRETT, Alex | 6 | 14 | 8 | 22 | 5.5-15 | 2.0-8 | . | 2 | 5 | . | . | 1 | . | |
| 47 GALEA, Cody | 6 | 13 | 6 | 19 | 2.5-21 | 2.0-19 | . | 1 | 2 | . | 1 | . | . | |
| 18 PORTER, Brandon | 6 | 13 | 4 | 17 | 1.0-1 | . | . | . | . | . | . | . | . | |
| 99 SANCHEZ, Jon | 6 | 13 | 3 | 16 | 3.0-3 | . | 1-6 | 1 | 2 | . | . | . | . | |
| 97 ONUOHA, Dontrel | 6 | 6 | 6 | 12 | 2.0-8 | 1.0-5 | . | . | 1 | . | . | . | . | |
| 24 VAUGHN, Jr., Billy | 6 | 6 | 5 | 11 | . | . | 1-0 | 3 | . | . | . | . | . | |
| 50 LARGENT, Derek | 3 | 5 | 6 | 11 | 1.0-5 | 1.0-5 | . | . | 2 | . | . | . | . | |
| 98 MEREDITH, Sam | 6 | 6 | 4 | 10 | 2.5-7 | 1.0-6 | . | 1 | 1 | . | 1 | 1 | . | |
| 17 MCMORROW, Seamus | 6 | 6 | 1 | 7 | . | . | . | . | . | . | . | . | . | |
| 41 TURNER, Dakota | 5 | 7 | . | 7 | 2.0-13 | 2.0-13 | . | . | 2 | . | . | . | . | |
| 45 MELIFONWU, Fred | 6 | 5 | 1 | 6 | 2.5-20 | 2.0-19 | . | . | 1 | . | . | . | . | |
| 13 ROMAIN, Pierre | 6 | 4 | 1 | 5 | . | . | . | . | . | 1-0 | . | . | . | |
| 92 HEYWARD, Christian | 4 | 2 | 2 | 4 | 1.0-1 | 1.0-1 | . | 1 | . | . | . | . | . | |
| 46 HENDERSON, Jay | 5 | 3 | . | 3 | . | . | . | . | . | . | . | . | . | |
| 30 HICKMAN, T.J. | 6 | 3 | . | 3 | . | . | . | . | . | . | . | . | . | |
| 4 RADLEY, Lucky | 6 | 2 | . | 2 | . | . | . | . | . | . | . | . | . | |
| 60 OVERBAUGH, Jeff | 6 | . | 2 | 2 | . | . | . | . | . | . | . | . | . | |
| 81 JUDGE, Eric | 5 | 2 | . | 2 | . | . | . | . | . | . | . | . | . | |
| 96 GALEA'I, Kenny | 6 | 1 | 1 | 2 | . | . | . | . | . | . | . | . | . | |
| 15 TREVILLION, Fred | 4 | 2 | . | 2 | . | . | . | . | . | . | . | . | . | |
| 36 DAVIS, Devante | 6 | . | 1 | 1 | . | . | . | . | . | . | . | . | . | |
| 72 GREENE, Darrell | 6 | 1 | . | 1 | . | . | . | . | . | . | . | . | . | |
| 55 SEAU, Micah | 3 | . | 1 | 1 | . | . | . | 1 | . | . | . | . | . | |
| 80 CLARK, Larry | 6 | 1 | . | 1 | . | . | . | . | . | . | . | . | . | |
| 91 WATSON, Jordan | 1 | . | 1 | 1 | 0.5-1 | . | . | . | . | . | . | . | . | |
| 65 PHILLIPS, Sergio | 2 | 1 | . | 1 | 1.0-4 | . | . | . | . | . | . | . | . | |
| 19 PUMPHREY, Donnel | 6 | 1 | . | 1 | . | . | . | . | . | . | . | . | . | |
| 27 KELLY, Kameron | 5 | . | 1 | 1 | . | . | . | . | . | . | . | 1 | . | |
| 16 LAMAR, David | 5 | 1 | . | 1 | . | . | . | . | . | . | . | . | . | |
| SDSU TOTALS | 6 | 261 | 142 | 403 | 41-133 | 15-81 | 7-96 | 22 | 18 | 2-10 | 3 | 3 | . | |
| OPPONENTS | 6 | 225 | 159 | 384 | 25.0-101 | 9-60 | 10-126 | 25 | 17 | 3-11 | 5 | . | . | |

GAME SUMMARIES

| Game | Score | Score By Quarters | | | | | First Downs | | | | Rushing | | | | Passing | | | | Total Off. | | Return Yards | Punting No-Avg | Fumbles No-Lost | Pen. No-Yds | Third Downs | Avg. F. Pos | ToP |
|-----------------|-------|-------------------|----|----|----|----|-------------|----|----|----|---------|-------|----|---------|---------|----|-----|-------|------------|--------|--------------|----------------|-----------------|-------------|-------------|-------------|-----|
| | | 1 | 2 | 3 | 4 | OT | Tot | Ru | Pa | Pn | Att | Yards | TD | C-A-1 | Yards | TD | Att | Yards | | | | | | | | | |
| N. Arizona | 7 | 0 | 0 | 7 | 0 | - | 14 | 6 | 8 | 0 | 36 | 124 | 1 | 15-28-1 | 188 | 0 | 64 | 312 | 122 | 7-39.3 | 0-0 | 4-50 | 5-15 | NAU 28 | 30:05 | | |
| at SDSU | 38 | 14 | 10 | 7 | 7 | - | 25 | 11 | 11 | 3 | 37 | 194 | 3 | 18-29-1 | 205 | 1 | 66 | 399 | 161 | 3-35.0 | 1-0 | 5-29 | 6-12 | SD 31 | 29:55 | | |
| SDSU | 27 | 0 | 14 | 7 | 6 | - | 23 | 7 | 13 | 3 | 35 | 168 | 2 | 23-39-3 | 341 | 1 | 74 | 509 | 19 | 4-43.2 | 0-0 | 9-65 | 6-14 | SD 25 | 37:26 | | |
| at No. 21 UNC | 31 | 0 | 7 | 7 | 17 | - | 20 | 8 | 11 | 1 | 33 | 131 | 1 | 21-31-1 | 263 | 2 | 64 | 394 | 233 | 5-38.8 | 0-0 | 5-37 | 5-13 | UNC 28 | 22:34 | | |
| SDSU | 7 | 7 | 0 | 0 | 0 | - | 11 | 5 | 6 | 0 | 23 | 109 | 1 | 14-26-2 | 106 | 0 | 49 | 215 | 76 | 6-33.2 | 0-0 | 9-65 | 4-11 | SD28 | 24:33 | | |
| at Oregon State | 28 | 7 | 7 | 14 | 0 | - | 25 | 8 | 12 | 5 | 36 | 97 | 4 | 24-31-1 | 275 | 0 | 67 | 372 | 2 | 3-46.7 | 3-1 | 7-52 | 6-10 | OS30 | 35:27 | | |
| UNLV | 17 | 10 | 0 | 0 | 7 | - | 26 | 9 | 13 | 4 | 38 | 109 | 1 | 18-33-2 | 346 | 1 | 71 | 455 | 135 | 4-40.0 | 0-0 | 8-72 | 6-14 | LV24 | 26:31 | | |
| at SDSU | 34 | 7 | 21 | 0 | 6 | - | 25 | 10 | 10 | 5 | 43 | 257 | 4 | 16-28-0 | 209 | 0 | 71 | 466 | 78 | 5-38.2 | 0-0 | 6-66 | 5-12 | SD24 | 33:29 | | |
| SDSU | 13 | 0 | 3 | 3 | 7 | - | 17 | 11 | 6 | 0 | 45 | 186 | 0 | 9-24-2 | 84 | 1 | 69 | 270 | 120 | 5-43.2 | 2-1 | 7-64 | 6-15 | SD31 | 30:50 | | |
| at Fresno State | 24 | 10 | 0 | 7 | 7 | - | 16 | 7 | 5 | 4 | 43 | 172 | 3 | 14-28-1 | 143 | 0 | 71 | 315 | 98 | 5-47.4 | 1-1 | 4-37 | 9-18 | FS31 | 29:10 | | |
| SDSU | 24 | 3 | 7 | 14 | 0 | - | 19 | 14 | 3 | 2 | 46 | 397 | 3 | 5-17-2 | 73 | 0 | 63 | 470 | 29 | 4-42.2 | 3-2 | 10-102 | 7-13 | SD33 | 27:49 | | |
| at New Mexico | 14 | 0 | 7 | 7 | 0 | - | 15 | 8 | 4 | 3 | 38 | 152 | 1 | 11-24-1 | 111 | 1 | 62 | 263 | 37 | 8-43.6 | 0-0 | 6-57 | 4-15 | NM20 | 32:11 | | |

RED ZONE STATISTICS

San Diego State Inside Opponent Red-Zone

| Date | Opponent | Score | Times In RZ | Times Scored | Total Pts | Rush TDs | Pass TDs | FGs Made | Failed to score inside RZ | | | | | | |
|------------------|-------------------|---------|----------------|-----------------|--------------|-------------|-------------|-------------|---------------------------|------|-----|------|------|------|---|
| | | | | | | | | | FGA | Down | Int | Fumb | Half | Game | |
| Aug 30, 2014 | NORTHERN ARIZONA | W 38-7 | 5 | 4 | 28 | 4 | 3 | 1 | 0 | 1 | 0 | 0 | 0 | 0 | 0 |
| Sep 06, 2014 | at North Carolina | L 27-31 | 4 | 2 | 14 | 2 | 2 | 0 | 0 | 0 | 0 | 2 | 0 | 0 | 0 |
| Sep 20, 2014 | at Oregon State | L 7-28 | 1 | 1 | 7 | 1 | 1 | 0 | 0 | 0 | 0 | 0 | 0 | 0 | 0 |
| Sep 27, 2014 | UNLV | W 34-17 | 5 | 5 | 27 | 3 | 3 | 0 | 2 | 0 | 0 | 0 | 0 | 0 | 0 |
| Oct 03, 2014 | at Fresno State | L 13-24 | 3 | 3 | 13 | 1 | 0 | 1 | 2 | 0 | 0 | 0 | 0 | 0 | 0 |
| Oct 10, 2014 | at New Mexico | W 24-14 | 1 | 1 | 3 | 0 | 0 | 0 | 1 | 0 | 0 | 0 | 0 | 0 | 0 |
| Totals | | | 19 | 16 | 92 | 11 | 9 | 2 | 5 | 1 | 0 | 2 | 0 | 0 | 0 |
| 16 of 19 (84.2%) | | | | | | | | | | | | | | | |

Opponents Inside San Diego State Red-Zone

| Date | Opponent | Score | Times In RZ | Times Scored | Total Pts | Rush TDs | Pass TDs | FGs Made | Failed to score inside RZ | | | | | | |
|------------------|-------------------|---------|----------------|-----------------|--------------|-------------|-------------|-------------|---------------------------|------|-----|------|------|------|---|
| | | | | | | | | | FGA | Down | Int | Fumb | Half | Game | |
| Aug 30, 2014 | NORTHERN ARIZONA | W 38-7 | 1 | 1 | 7 | 1 | 1 | 0 | 0 | 0 | 0 | 0 | 0 | 0 | 0 |
| Sep 06, 2014 | at North Carolina | L 27-31 | 3 | 3 | 17 | 2 | 1 | 1 | 1 | 0 | 0 | 0 | 0 | 0 | 0 |
| Sep 20, 2014 | at Oregon State | L 7-28 | 4 | 4 | 28 | 4 | 4 | 0 | 0 | 0 | 0 | 0 | 0 | 0 | 0 |
| Sep 27, 2014 | UNLV | W 34-17 | 3 | 2 | 10 | 1 | 1 | 0 | 1 | 0 | 0 | 1 | 0 | 0 | 0 |
| Oct 03, 2014 | at Fresno State | L 13-24 | 4 | 4 | 24 | 3 | 3 | 0 | 1 | 0 | 0 | 0 | 0 | 0 | 0 |
| Oct 10, 2014 | at New Mexico | W 24-14 | 1 | 1 | 7 | 1 | 1 | 0 | 0 | 0 | 0 | 0 | 0 | 0 | 0 |
| Totals | | | 16 | 15 | 93 | 12 | 11 | 1 | 3 | 0 | 0 | 1 | 0 | 0 | 0 |
| 15 of 16 (93.8%) | | | | | | | | | | | | | | | |

2014 SAN DIEGO STATE GAME-BY-GAME

TEAM STATISTICS

| Date | Opponent | Rushing | | | | Receiving | | | | Passing | | | | Kick Returns | | | | Punt Returns | | | | tot off | | |
|-----------------|-------------------|---------|------|----|----|-----------|------|----|----|---------|-----|-----|------|--------------|----|-----|-----|--------------|----|-----|-----|---------|----|------|
| | | no. | yds | td | lg | no. | yds | td | lg | cmp | att | int | yds | td | lg | no. | yds | td | lg | no. | yds | | td | lg |
| Aug 30 | NORTHERN ARIZONA | 37 | 194 | 3 | 33 | 18 | 205 | 1 | 31 | 18 | 29 | 1 | 205 | 1 | 31 | 2 | 12 | 0 | 8 | 4 | 85 | 1 | 67 | 399 |
| Sep 06 | at North Carolina | 35 | 168 | 2 | 29 | 23 | 341 | 1 | 59 | 23 | 39 | 3 | 341 | 1 | 59 | 1 | 11 | 0 | 11 | 1 | 2 | 0 | 2 | 509 |
| Sep 20 | at Oregon State | 23 | 109 | 1 | 36 | 14 | 106 | 0 | 28 | 14 | 26 | 2 | 106 | 0 | 28 | 3 | 54 | 0 | 19 | 2 | 22 | 0 | 15 | 215 |
| Sep 27 | UNLV | 43 | 257 | 4 | 71 | 16 | 209 | 0 | 45 | 16 | 28 | 0 | 209 | 0 | 45 | 3 | 52 | 0 | 25 | 0 | 0 | 0 | 0 | 466 |
| Oct 03 | at Fresno State | 45 | 186 | 0 | 21 | 9 | 84 | 1 | 18 | 9 | 24 | 2 | 84 | 1 | 18 | 5 | 123 | 0 | 56 | 3 | -3 | 0 | 0 | 270 |
| Oct 10 | at New Mexico | 46 | 397 | 3 | 93 | 5 | 73 | 0 | 43 | 5 | 17 | 2 | 73 | 0 | 43 | 2 | 13 | 0 | 13 | 3 | 16 | 0 | 9 | 470 |
| San Diego State | | 229 | 1311 | 13 | 93 | 85 | 1018 | 3 | 59 | 85 | 163 | 10 | 1018 | 3 | 59 | 16 | 265 | 0 | 56 | 13 | 122 | 1 | 67 | 2329 |
| | | 224 | 785 | 11 | 34 | 103 | 1326 | 4 | 91 | 103 | 175 | 7 | 1326 | 4 | 91 | 22 | 444 | 0 | 34 | 9 | 48 | 0 | 48 | 2111 |

Games played: 6
 Avg per rush: 5.7
 Avg per catch: 12.0
 Pass efficiency: 98.41
 Kick ret avg: 16.6
 Punt ret avg: 9.4
 All purpose avg/game: 468.7
 Total offense avg/gm: 388.2

| Date | Opponent | Tackles | | | | Sacks | | Fumble | | Pass Defense | | | Blkd | PAT Attempts | | | | |
|-----------------|-------------------|---------|-----|-------|----------|---------|-----|--------|--------|--------------|-----|------|-------|--------------|------|-----|-----|-----|
| | | ua | a | total | tfl-yds | no | yds | ff | fr-yds | int-yds | qbh | brup | kick | kick | rush | rcv | saf | pts |
| Aug 30 | NORTHERN ARIZONA | 47 | 18 | 65 | 8.0-24 | 2.0-12 | 0 | 0-0 | 1-64 | 5 | 5 | 1 | 5-5 | 0 | 0 | 0 | 0 | 38 |
| Sep 06 | at North Carolina | 46 | 26 | 72 | 4.0-6 | 0.0-0 | 0 | 0-0 | 1-6 | 5 | 3 | 0 | 3-3 | 0 | 0 | 0 | 27 | |
| Sep 20 | at Oregon State | 37 | 38 | 75 | 6.0-34 | 3.0-27 | 2 | 1-0 | 1-0 | 0 | 1 | 0 | 1-1 | 0 | 0 | 0 | 7 | |
| Sep 27 | UNLV | 44 | 14 | 58 | 7.0-31 | 6.0-30 | 0 | 0-0 | 2-26 | 3 | 6 | 1 | 4-4 | 0 | 0 | 0 | 34 | |
| Oct 03 | at Fresno State | 51 | 20 | 71 | 9.0-20 | 3.0-7 | 1 | 1-10 | 1-0 | 4 | 4 | 1 | 1-1 | 0 | 0 | 0 | 13 | |
| Oct 10 | at New Mexico | 36 | 26 | 62 | 7.0-18 | 1.0-5 | 0 | 0-0 | 1-0 | 1 | 3 | 0 | 3-3 | 0 | 0 | 0 | 24 | |
| San Diego State | | 261 | 142 | 403 | 41.0-133 | 15.0-81 | 3 | 2-10 | 7-96 | 18 | 22 | 3 | 17-17 | 0 | 0 | 0 | 143 | |
| | | 225 | 159 | 384 | 25.0-101 | 9.0-60 | 5 | 3-11 | 10-126 | 17 | 25 | 0 | 16-16 | 0 | 0 | 0 | 121 | |

| Date | Opponent | Punting | | | | | | | | | Field Goals | | | Kickoffs | | | | |
|-----------------|-------------------|---------|------|------|------|------|----|----|-----|-----|-------------|------|------|----------|------|------|----|----|
| | | no. | yds | avg | long | blkd | tb | fc | 50+ | i20 | md-att | long | blkd | no. | yds | avg | tb | ob |
| Aug 30 | NORTHERN ARIZONA | 3 | 105 | 35.0 | 48 | 0 | 0 | 1 | 0 | 1 | 1-2 | 48 | 0 | 7 | 444 | 63.4 | 2 | 0 |
| Sep 06 | at North Carolina | 4 | 173 | 43.2 | 50 | 0 | 0 | 1 | 1 | 1 | 2-2 | 49 | 0 | 6 | 379 | 63.2 | 1 | 0 |
| Sep 20 | at Oregon State | 6 | 199 | 33.2 | 44 | 0 | 0 | 1 | 0 | 2 | 0-0 | 0 | 0 | 2 | 130 | 65.0 | 2 | 0 |
| Sep 27 | UNLV | 5 | 191 | 38.2 | 45 | 0 | 0 | 2 | 0 | 3 | 2-2 | 31 | 0 | 7 | 436 | 62.3 | 1 | 0 |
| Oct 03 | at Fresno State | 5 | 216 | 43.2 | 49 | 0 | 0 | 2 | 0 | 2 | 2-2 | 36 | 0 | 4 | 255 | 63.8 | 0 | 0 |
| Oct 10 | at New Mexico | 4 | 169 | 42.2 | 46 | 0 | 0 | 2 | 0 | 3 | 1-1 | 25 | 0 | 5 | 331 | 66.2 | 3 | 0 |
| San Diego State | | 27 | 1053 | 39.0 | 50 | 0 | 0 | 9 | 1 | 12 | 8-9 | 49 | 0 | 31 | 1975 | 63.7 | 9 | 0 |
| | | 32 | 1355 | 42.3 | 61 | 1 | 1 | 5 | 8 | 12 | 3-7 | 37 | 2 | 25 | 1417 | 56.7 | 7 | 1 |

2014 OPPONENT GAME-BY-GAME

OPPONENT STATISTICS

| Date | Opponent | Rushing | | | | Receiving | | | | Passing | | | | Kick Returns | | | | Punt Returns | | | | tot off |
|-----------|-------------------|---------|------|----|----|-----------|------|----|----|-------------|------|----|----|--------------|-----|----|----|--------------|-----|----|----|---------|
| | | no. | yds | td | lg | no. | yds | td | lg | cmp-att-int | yds | td | lg | no. | yds | td | lg | no. | yds | td | lg | |
| Aug 30 | NORTHERN ARIZONA | 36 | 124 | 1 | 21 | 15 | 188 | 0 | 50 | 15-28-1 | 188 | 0 | 50 | 5 | 121 | 0 | 28 | 0 | 0 | 0 | 0 | 312 |
| Sep 06 | at North Carolina | 33 | 131 | 1 | 16 | 21 | 263 | 2 | 91 | 21-31-1 | 263 | 2 | 91 | 5 | 109 | 0 | 34 | 3 | -2 | 0 | 0 | 394 |
| Sep 20 | at Oregon State | 36 | 97 | 4 | 12 | 24 | 275 | 0 | 49 | 24-31-1 | 275 | 0 | 49 | 0 | 0 | 0 | 0 | 2 | -1 | 0 | 0 | 372 |
| Sep 27 | UNLV | 38 | 109 | 1 | 14 | 18 | 346 | 1 | 44 | 18-33-2 | 346 | 1 | 44 | 6 | 87 | 0 | 23 | 1 | 48 | 0 | 48 | 455 |
| Oct 03 | at Fresno State | 43 | 172 | 3 | 34 | 14 | 143 | 0 | 49 | 14-28-1 | 143 | 0 | 49 | 4 | 89 | 0 | 33 | 2 | 4 | 0 | 4 | 315 |
| Oct 10 | at New Mexico | 38 | 152 | 1 | 31 | 11 | 111 | 1 | 45 | 11-24-1 | 111 | 1 | 45 | 2 | 38 | 0 | 19 | 1 | -1 | 0 | 0 | 263 |
| Opponents | | 224 | 785 | 11 | 34 | 103 | 1326 | 4 | 91 | 103-175-7 | 1326 | 4 | 91 | 22 | 444 | 0 | 34 | 9 | 48 | 0 | 48 | 2111 |
| | | 229 | 1311 | 13 | 93 | 85 | 1018 | 3 | 59 | 85-163-10 | 1018 | 3 | 59 | 16 | 265 | 0 | 56 | 13 | 122 | 1 | 67 | 2329 |

Games played: 6
 Avg per rush: 3.5
 Avg per catch: 12.9
 Pass efficiency: 122.05
 Kick ret avg: 20.2
 Punt ret avg: 5.3
 All purpose avg/game: 454.8
 Total offense avg/gm: 351.8

| Date | Opponent | Tackles | | | | Sacks | | Fumble | | Pass Defense | | | Blkd kick | PAT Attempts | | | |
|-----------|-------------------|---------|-----|-------|----------|---------|----|--------|---------|--------------|------|------|-----------|--------------|-----|-----|-----|
| | | ua | a | total | tfl-yds | no-yds | ff | fr-yds | int-yds | qbh | brup | kick | | rush | rcv | saf | pts |
| Aug 30 | NORTHERN ARIZONA | 40 | 30 | 70 | 3.0-18 | 1.0-11 | 1 | 0-1 | 1-0 | 2 | 4 | 0 | 1-1 | 0 | 0 | 0 | 7 |
| Sep 06 | at North Carolina | 42 | 26 | 68 | 7.0-13 | 1.0-2 | 0 | 0-0 | 3-126 | 6 | 5 | 0 | 4-4 | 0 | 0 | 0 | 31 |
| Sep 20 | at Oregon State | 28 | 18 | 46 | 5.0-26 | 3.0-20 | 0 | 0-3 | 2-0 | 4 | 2 | 0 | 4-4 | 0 | 0 | 0 | 28 |
| Sep 27 | UNLV | 44 | 26 | 70 | 3.0-14 | 1.0-7 | 0 | 0-0 | 0-0 | 3 | 5 | 0 | 2-2 | 0 | 0 | 0 | 17 |
| Oct 03 | at Fresno State | 44 | 17 | 61 | 4.0-16 | 2.0-12 | 2 | 1-7 | 2-0 | 1 | 5 | 0 | 3-3 | 0 | 0 | 0 | 24 |
| Oct 10 | at New Mexico | 27 | 42 | 69 | 3.0-14 | 1.0-8 | 2 | 2-0 | 2-0 | 1 | 4 | 0 | 2-2 | 0 | 0 | 0 | 14 |
| Opponents | | 225 | 159 | 384 | 25.0-101 | 9.0-60 | 5 | 3-11 | 10-126 | 17 | 25 | 0 | 16-16 | 0 | 0 | 0 | 121 |
| | | 261 | 142 | 403 | 41.0-133 | 15.0-81 | 3 | 2-10 | 7-96 | 18 | 22 | 3 | 17-17 | 0 | 0 | 0 | 143 |

| Date | Opponent | Punting | | | | | | | | | | Field Goals | | | Kickoffs | | | |
|-----------|-------------------|---------|------|------|------|------|----|----|-----|-----|--------|-------------|------|-----|----------|------|----|----|
| | | no. | yds | avg | long | blkd | tb | fc | 50+ | i20 | md-att | long | blkd | no. | yds | avg | tb | ob |
| Aug 30 | NORTHERN ARIZONA | 7 | 275 | 39.3 | 52 | 0 | 1 | 1 | 1 | 2 | 0-1 | 0 | 1 | 2 | 84 | 42.0 | 0 | 0 |
| Sep 06 | at North Carolina | 5 | 194 | 38.8 | 50 | 0 | 0 | 1 | 1 | 3 | 1-2 | 23 | 0 | 6 | 390 | 65.0 | 5 | 0 |
| Sep 20 | at Oregon State | 3 | 140 | 46.7 | 51 | 0 | 0 | 0 | 1 | 1 | 0-0 | 0 | 0 | 5 | 294 | 58.8 | 1 | 0 |
| Sep 27 | UNLV | 4 | 160 | 40.0 | 51 | 1 | 0 | 0 | 1 | 2 | 1-2 | 22 | 0 | 4 | 215 | 53.8 | 0 | 1 |
| Oct 03 | at Fresno State | 5 | 237 | 47.4 | 52 | 0 | 0 | 1 | 2 | 2 | 1-2 | 37 | 1 | 5 | 277 | 55.4 | 0 | 0 |
| Oct 10 | at New Mexico | 8 | 349 | 43.6 | 61 | 0 | 0 | 2 | 2 | 2 | 0-0 | 0 | 0 | 3 | 157 | 52.3 | 1 | 0 |
| Opponents | | 32 | 1355 | 42.3 | 61 | 1 | 1 | 5 | 8 | 12 | 3-7 | 37 | 2 | 25 | 1417 | 56.7 | 7 | 1 |
| | | 27 | 1053 | 39.0 | 50 | 0 | 0 | 9 | 1 | 12 | 8-9 | 49 | 0 | 31 | 1975 | 63.7 | 9 | 0 |

SAN DIEGO STATE PARTICIPATION

PARTICIPATION CHART

| No. | Name | NAU | UNC | OSU | UNLV | FS | UNM | UH | Nev. | Idaho | BSU | AFA | SJSU |
|-----|----------------------------|----------|----------|----------|----------|----------|----------|----|------|-------|-----|-----|------|
| 77 | Alesi, Joel | x | x | x | x | x | x | | | | | | |
| 58 | Barrett, Alex ■ | GS (DT) | GS (DT) | GS (DT) | GS (DT) | GS (DT) | GS (DT) | | | | | | |
| 15 | Bawden, Nick ■● | x | - | - | x | GS (QB) | GS (QB) | | | | | | |
| 87 | Boesch, Aaron | x | - | - | - | - | - | | | | | | |
| 89 | Brunskill, Daniel ■ | x | x | x | x | x | GS (TE) | | | | | | |
| 94 | Craighead, Robert ■ | GS (TE) | GS (TE) | GS (TE) | x | x | x | | | | | | |
| 61 | Christensen, H. | x | x | x | x | x | x | | | | | | |
| 80 | Clark, Larry ■ | x | x | x | GS (WR) | x | x | | | | | | |
| 67 | Corbett, Garrett | x | x | x | x | x | x | | | | | | |
| 36 | Davis, Devante ● | x | x | x | x | x | x | | | | | | |
| 64 | Dilley, Zach | GS (C) | GS (C) | - | - | x | - | | | | | | |
| 49 | Dunlap, Darryl | ● | x | x | - | x | x | | | | | | |
| 5 | Favreau, Chase | ● | x | x | x | x | x | | | | | | |
| 47 | Galea, Cody | GS (MLB) | GS (MLB) | GS (MLB) | GS (MLB) | GS (MLB) | GS (MLB) | | | | | | |
| 96 | Galea'i, Kenny | x | x | x | x | x | x | | | | | | |
| 48 | Gavert, Josh | x | x | x | GS (LB) | GS (LB) | GS (LB) | | | | | | |
| 46 | Gordon, Dakota ■● | GS (FB) | x | x | GS (FB) | GS (FB) | GS (FB) | | | | | | |
| 72 | Greene, Darrell | GS (RG) | GS (RG) | GS (RG) | GS (RG) | GS (RG) | GS (RG) | | | | | | |
| 59 | Hageman, Donny ● | x | x | x | x | x | x | | | | | | |
| 86 | Hazely, Jemond ■ | x | x | x | GS (WR) | GS (WR) | GS (WR) | | | | | | |
| 46 | Henderson, Jay | ● | x | x | x | x | x | | | | | | |
| 92 | Heyward, Christian | ● | - | x | x | x | x | | | | | | |
| 30 | Hickman, T.J. | x | x | x | x | x | x | | | | | | |
| 38 | Hokokian, Chris | ● | x | - | x | - | - | | | | | | |
| 85 | Holder, Mikah | ● | - | - | x | x | x | | | | | | |
| 81 | Judge, Eric | x | GS (WR) | GS (WR) | - | x | x | | | | | | |
| 18 | Kaehler, Quinn | GS (QB) | GS (QB) | GS (QB) | GS (QB) | - | - | | | | | | |
| 23 | Kazee, Damontae ■ | GS (RCB) | GS (RCB) | GS (RCB) | GS (RCB) | GS (RCB) | GS (RCB) | | | | | | |
| 27 | Kelly, Kameron | ● | x | x | x | x | x | | | | | | |
| 16 | Lamar, David | x | x | x | x | x | - | | | | | | |
| 50 | Largent, Derek | x | GS (LB) | GS (LB) | - | - | - | | | | | | |
| 14 | Lomax, Trey ■● | GS (WAR) | GS (WAR) | GS (WAR) | GS (WAR) | GS (WAR) | GS (WAR) | | | | | | |
| 74 | Maass, Austin | x | - | - | - | - | - | | | | | | |
| 45 | Melifonwu, Fred ● | x | x | x | x | x | x | | | | | | |
| 98 | Meredith, Sam | x | x | GS (DE) | GS (DE) | GS (DE) | x | | | | | | |
| 21 | McGee, Na'im ■● | GS (AZ) | GS (AZ) | GS (AZ) | GS (AZ) | GS (AZ) | GS (AZ) | | | | | | |
| 17 | McMorrow, Seamus | x | x | x | x | x | x | | | | | | |
| 75 | Miller, Kwayde | ● | x | - | - | x | - | | | | | | |
| 82 | Mills, Lloyd ■ | x | x | GS (WR) | x | x | x | | | | | | |
| 22 | Montgomery, K. ● | x | x | x | x | x | x | | | | | | |
| 52 | Morris, Tyler | ● | x | - | - | - | - | | | | | | |
| 54 | Munson, Calvin ■ | GS (LB) | GS (LB) | GS (LB) | GS (LB) | GS (LB) | GS (LB) | | | | | | |
| 53 | Noble, Lenicio | ■ | - | GS (C) | GS (C) | GS (C) | GS (C) | | | | | | |
| 97 | Onuoha, Dontrell | GS (DE) | GS (DE) | x | x | x | GS (DE) | | | | | | |
| 60 | Overbaugh, Jeff | x | x | x | x | x | x | | | | | | |
| 20 | Penny, Rashaad ● | x | x | x | x | x | x | | | | | | |
| 65 | Phillips, Sergio | ● | x | - | - | - | - | | | | | | |
| 83 | Pitts, Paul | ● | x | x | x | x | - | | | | | | |
| 79 | Poole, Terry | GS (LT) | GS (LT) | GS (LT) | GS (LT) | GS (LT) | GS (LT) | | | | | | |
| 18 | Porter, Brandon | x | x | x | x | x | x | | | | | | |
| 22 | Price, Chase | x | x | x | x | x | x | | | | | | |
| 19 | Pumphrey, Donnel | GS (RB) | GS (RB) | GS (RB) | GS (RB) | GS (RB) | GS (RB) | | | | | | |
| 4 | Radley, Lucky ● | x | x | x | x | x | x | | | | | | |
| 44 | Roberts, Adam | GS (FB) | GS (FB) | GS (FB) | GS (FB) | GS (FB) | GS (FB) | | | | | | |
| 69 | Rodriguez, Paul | x | x | x | x | x | x | | | | | | |
| 13 | Romain, Pierre | x | x | x | x | x | x | | | | | | |
| 3 | Ruffin, Ezell | GS (WR) | GS (WR) | - | - | - | - | | | | | | |
| 99 | Sanchez, Jon ■ | GS (DE) | GS (DE) | GS (DE) | GS (DE) | GS (DE) | GS (DE) | | | | | | |
| 55 | Seau, Micah | ■ | GS (LB) | x | - | - | - | | | | | | |
| 56 | Siragusa, Nico | GS (LG) | GS (LG) | GS (LG) | GS (LG) | GS (LG) | GS (LG) | | | | | | |
| 71 | Slater, Pearce ■● | GS (RT) | GS (RT) | GS (RT) | GS (RT) | GS (RT) | GS (RT) | | | | | | |
| 73 | Smith, Jordan | x | x | x | x | x | x | | | | | | |
| 12 | Smith, Malik ■ | GS (WAR) | GS (WAR) | GS (WAR) | GS (WAR) | GS (WAR) | GS (WAR) | | | | | | |
| 26 | Stamps, Marcus ● | x | x | x | x | x | x | | | | | | |
| 15 | Trevillion, Fred | ● | - | x | x | x | x | | | | | | |
| 41 | Turner, Dakota | ● | x | - | x | x | x | | | | | | |
| 24 | Vaughn, Jr., Billy | x | x | x | x | x | x | | | | | | |
| 91 | Watson, Jordan | ● | x | - | - | - | - | | | | | | |
| 88 | Wells, David | ● | - | x | x | x | x | | | | | | |
| 7 | Whittaker, J.J. | GS (LCB) | GS (LCB) | GS (LCB) | GS (LCB) | GS (LCB) | GS (LCB) | | | | | | |

■ - made first career San Diego State start this season. ● - made first career San Diego State appearance this season. Bold player name in red indicates player has started every game this season. Bold player name in black indicates player has played in every game this season.

SAN DIEGO STATE STARTERS/PARTICIPATION

OFFENSIVE STARTERS

| Position | NAU | UNC | OSU | UNLV | Fresno St. | UNM | Hawai'i | Nevada | Idaho | Boise St. | Air Force | San José St. |
|----------|-----------|-----------|-----------|----------|------------|-----------|---------|--------|-------|-----------|-----------|--------------|
| LT | Poole | Poole | Poole | Poole | Poole | Poole | | | | | | |
| LG | Siragusa | Siragusa | Siragusa | Siragusa | Siragusa | Siragusa | | | | | | |
| C | Dilley | Dilley | Noble | Noble | Noble | Noble | | | | | | |
| RG | Greene | Greene | Greene | Greene | Greene | Greene | | | | | | |
| RT | Slater | Slater | Slater | Slater | Slater | Slater | | | | | | |
| TE | Craighead | Craighead | Craighead | | Brunskill | Brunskill | | | | | | |
| QB | Kaehler | Kaehler | Kaehler | Kaehler | Bawden | Bawden | | | | | | |
| RB | Pumphrey | Pumphrey | Pumphrey | Pumphrey | Pumphrey | Pumphrey | | | | | | |
| RB | Gordon | | Gordon | Gordon | Gordon | Gordon | | | | | | |
| FB | Roberts | Roberts | Roberts | Roberts | Roberts | Roberts | | | | | | |
| WR | Ruffin | Ruffin | Mills | Clark | | | | | | | | |
| WR | | Judge | Judge | Hazely | Hazely | Hazely | | | | | | |

DEFENSIVE STARTERS

| Position | NAU | UNC | OSU | UNLV | Fresno St. | UNM | Hawai'i | Nevada | Idaho | Boise St. | Air Force | San José St. |
|----------|-----------|-----------|-----------|-----------|------------|-----------|---------|--------|-------|-----------|-----------|--------------|
| DE | Sanchez | Sanchez | Sanchez | Sanchez | Sanchez | Sanchez | | | | | | |
| DT | Barrett | Barrett | Barrett | Barrett | Barrett | Barrett | | | | | | |
| DE | Onuoha | Onuoha | Meredith | Meredith | Meredith | Onuoha | | | | | | |
| LB | Seau | Largent | Largent | Gavert | Gavert | Gavert | | | | | | |
| MLB | Galea | Galea | Galea | Galea | Galea | Galea | | | | | | |
| LB | Munson | Munson | Munson | Munson | Munson | Munson | | | | | | |
| CB | Whittaker | Whittaker | Whittaker | Whittaker | Whittaker | Whittaker | | | | | | |
| WAR | M. Smith | M. Smith | M. Smith | M. Smith | M. Smith | M. Smith | | | | | | |
| AZT | McGee | McGee | McGee | McGee | McGee | McGee | | | | | | |
| WAR | Lomax | Lomax | Lomax | Lomax | Lomax | Lomax | | | | | | |
| CB | Kazee | Kazee | Kazee | Kazee | Kazee | Kazee | | | | | | |

SPECIALISTS STARTERS

| Position | NAU | UNC | OSU | UNLV | Fresno St. | UNM | Hawai'i | Nevada | Idaho | Boise St. | Air Force | San José St. |
|----------|-------------|-------------|-------------|-------------|-------------|-------------|---------|--------|-------|-----------|-----------|--------------|
| KO | McMorrow | McMorrow | McMorrow | McMorrow | McMorrow | McMorrow | | | | | | |
| PK | Hageman | Hageman | Hageman | Hageman | Hageman | Hageman | | | | | | |
| Holder | Christensen | Christensen | Christensen | Christensen | Christensen | Christensen | | | | | | |
| Punter | Alesi | Alesi | Alesi | Alesi | Alesi | Alesi | | | | | | |
| LS | Overbaugh | Overbaugh | Overbaugh | Overbaugh | Overbaugh | Overbaugh | | | | | | |
| KOR | Penny | Penny | Penny | Penny | Penny | Penny | | | | | | |
| | Clark | Radley | Radley | Radley | Kelly | Radley | | | | | | |
| PR | Mills | Mills | Mills | Mills | Mills | Mills | | | | | | |

PARTICIPATION CHART

| | NAU | UNC | OSU | UNLV | FS | UNM | UH | Nev. | Idaho | BSU | AFA | SJSU |
|------------------------------|-----------|-----------|-----------|-----------|-----------|-----------|----|------|-------|-----|-----|------|
| Dressed | 64 | 66 | 68 | 63 | 64 | 64 | | | | | | |
| Played | 63 | 57 | 60 | 58 | 59 | 58 | | | | | | |
| Seniors | 15 | 15 | 14 | 13 | 13 | 12 | | | | | | |
| Juniors | 20 | 18 | 19 | 20 | 18 | 18 | | | | | | |
| Sophomores | 15 | 13 | 13 | 11 | 13 | 12 | | | | | | |
| Freshmen (RS/True) | 13 (9/4) | 11 (6/5) | 14 (9/5) | 14 (8/6) | 15 (8/7) | 16 (8/8) | | | | | | |
| Started | 22 | 22 | 22 | 22 | 22 | 22 | | | | | | |
| Seniors | 8 | 9 | 7 | 7 | 6 | 6 | | | | | | |
| Juniors | 5 | 4 | 5 | 7 | 6 | 6 | | | | | | |
| Sophomores | 8 | 8 | 9 | 7 | 8 | 8 | | | | | | |
| Freshmen (RS/True) | 1 (1/0) | 1 (1/0) | 1 (1/0) | 1 (1/0) | 2 (1/1) | 2 (1/1) | | | | | | |
| Making SDSU Debut | 22 | 4 | 2 | 1 | 0 | 0 | | | | | | |
| Making 1st SDSU Start | 11 | 0 | 2 | 2 | 2 | 0 | | | | | | |

AZTEC CAREER START CHART

| Player, Pos. | Yr. | Career Starts | Consecutive Starts | Yearly Total | | |
|---------------------|-----|---------------|--------------------|--------------|------|------|
| | | | | 2014 | 2013 | 2012 |
| Cody Galea, DL | Sr. | 28 | 28 | 6 | 13 | 9 |
| Adam Roberts, FB | Sr. | 27 | 19 | 6 | 13 | 8 |
| Sam Meredith, DT | Sr. | 22 | 0 | 3 | 6 | 13 |
| Zach Dilley, OL | Sr. | 20 | 0 | 2 | 5 | 13 |
| J.J. Whittaker, DB | Sr. | 19 | 19 | 6 | 13 | - |
| Darrell Greene, OL | Jr. | 18 | 18 | 6 | 12 | - |
| Terry Poole, OL | Sr. | 18 | 17 | 6 | 12 | - |
| Ezell Ruffin, WR | Sr. | 18 | 0 | 2 | 12 | 4 |
| Dontrell Onuoha, DL | Sr. | 15 | 1 | 3 | 7 | 4 |
| Quinn Kaehler | Sr. | 15 | 0 | 4 | 11 | - |
| Jordan Smith, OL | Jr. | 14 | 0 | 0 | 13 | 1 |
| Josh Gavert, LB | Sr. | 13 | 3 | 3 | 9 | 1 |
| Derek Largent, LB | Sr. | 9 | 0 | 2 | 1 | 6 |
| Donnel Pumphrey, RB | So. | 7 | 7 | 6 | 1 | - |
| Nico Siragusa, OL | So. | 6 | 5 | 5 | 1 | - |
| Alex Barrett, DT | So. | 6 | 6 | 6 | 0 | - |
| Damontae Kazee, DB | So. | 6 | 6 | 6 | 0 | - |

| Player, Pos. | Yr. | Career Starts | Consecutive Starts | Yearly Total | | |
|----------------------|--------|---------------|--------------------|--------------|------|------|
| | | | | 2014 | 2013 | 2012 |
| Trey Lomax, DB | Fr.-RS | 6 | 6 | 6 | - | - |
| Na'im McGee, DB | So.-TR | 6 | 6 | 6 | - | - |
| Calvin Munson, LB | So. | 6 | 6 | 6 | 0 | - |
| Jon Sanchez, DE | Jr. | 6 | 6 | 6 | 0 | 0 |
| Pearce Slater, OL | Jr.-TR | 6 | 6 | 6 | 0 | - |
| Malik Smith, DB | So. | 6 | 6 | 6 | 0 | - |
| Lenicio Noble, C | Jr. | 4 | 4 | 4 | - | - |
| Dakota Gordon, RB | Jr.-TR | 4 | 3 | 4 | - | - |
| Jemond Hazely, WR | Jr. | 3 | 3 | 3 | - | - |
| Robert Craighead, TE | Jr. | 3 | 0 | 3 | 0 | 0 |
| Eric Judge, WR | So. | 3 | 0 | 2 | 1 | - |
| Nick Bawden, QB | Fr.-HS | 2 | 2 | 2 | - | - |
| Daniel Brunskill, TE | So. | 2 | 2 | 2 | - | - |
| Larry Clark, WR | Jr. | 1 | 0 | 1 | - | - |
| Lloyd Mills, WR | So. | 1 | 0 | 1 | - | - |
| Micah Seau, LB | So. | 1 | 0 | 1 | 0 | - |

MISCELLANEOUS STATS

OFFENSE

SEASON / RUSHING

| Name | Team Leader ----- | | | Games With ----- | | | | | | | | Cons. Games With ----- | | | Season Total ----- | | | | |
|-----------------|-------------------|------|-----|------------------|---------|--------|--------|--------|------|------|------|------------------------|----|------|--------------------|-----|-----|-----|-----|
| | Att. | Yds. | TDs | 10 att. | 20 att. | 100-yd | 150-yd | 200-yd | 1+TD | 2+TD | 3+TD | Att. | TD | 2+TD | 1stDN | 20+ | 30+ | 40+ | 50+ |
| Nick Bawden | - | - | - | - | - | - | - | - | - | - | - | 2 | - | - | 4 | - | - | - | - |
| Dakota Gordon | - | - | - | - | - | - | - | - | - | - | - | 4 | - | - | 6 | 1 | - | - | - |
| Jemond Hazely | - | - | - | - | - | - | - | - | - | - | - | - | - | - | - | - | - | - | - |
| Chris Hokokian | - | - | - | - | - | - | - | - | - | - | - | - | - | - | - | - | - | - | - |
| Quinn Kaehler | - | - | - | - | - | - | - | - | - | - | - | - | - | - | - | - | - | - | - |
| Lloyd Mills | - | - | - | - | - | - | - | - | - | - | - | - | - | - | 3 | 3 | 3 | - | - |
| Chase Price | - | - | - | 4 | - | 1 | - | - | 2 | - | - | 6 | - | - | 15 | 3 | - | - | - |
| Donnel Pumphrey | 6 | 6 | 6 | 6 | 3 | 4 | 2 | 1 | 5 | 4 | 1 | 6 | 1 | 1 | 28 | 6 | 5 | 3 | 3 |
| Lucky Radley | - | - | - | - | - | - | - | - | - | - | - | - | - | - | - | - | - | - | - |
| Adam Roberts | - | - | - | - | - | - | - | - | - | - | - | - | - | - | 1 | - | - | - | - |
| Marcus Stamps | - | - | - | - | - | - | - | - | - | - | - | - | - | - | 1 | - | - | - | - |

CAREER / RUSHING

| Name | Team Leader ----- | | | Games With ----- | | | | | | | | Cons. Games With ----- | | | Career Total ----- | | | | |
|-----------------|-------------------|------|-----|------------------|---------|--------|--------|--------|------|------|------|------------------------|----|------|--------------------|-----|-----|-----|-----|
| | Att. | Yds. | TDs | 10 att. | 20 att. | 100-yd | 150-yd | 200-yd | 1+TD | 2+TD | 3+TD | Att. | TD | 2+TD | 1stDN | 20+ | 30+ | 40+ | 50+ |
| Nick Bawden | - | - | - | - | - | - | - | - | - | - | - | 2 | - | - | 4 | - | - | - | - |
| Aaron Boesch | - | - | - | - | - | - | - | - | 1 | - | - | - | - | - | - | - | - | - | - |
| Dakota Gordon | - | - | - | - | - | - | - | - | - | - | - | 4 | - | - | 6 | 1 | - | - | - |
| Jemond Hazely | - | - | - | - | - | - | - | - | - | - | - | - | - | - | - | - | - | - | - |
| Chris Hokokian | - | - | - | - | - | - | - | - | - | - | - | - | - | - | - | - | - | - | - |
| Eric Judge | - | - | - | - | - | - | - | - | - | - | - | - | - | - | - | - | - | - | - |
| Quinn Kaehler | 1 | - | - | - | - | - | - | - | 1 | - | - | - | - | - | 3 | 1 | - | - | - |
| Lloyd Mills | - | - | - | - | - | - | - | - | - | - | - | - | - | - | 3 | 3 | 3 | - | - |
| Chase Price | - | 1 | - | 3 | - | - | - | - | 3 | - | - | 8 | 1 | - | 24 | 3 | - | - | - |
| Donnel Pumphrey | 8 | 9 | 9 | 14 | 3 | 7 | 3 | 1 | 11 | 5 | 2 | 19 | 1 | 1 | 59 | 13 | 13 | 6 | 4 |
| Lucky Radley | - | - | - | - | - | - | - | - | - | - | - | - | - | - | - | - | - | - | - |
| Adam Roberts | - | - | - | - | - | - | - | - | - | - | - | - | - | - | 1 | - | - | - | - |
| Ezell Ruffin | - | - | - | - | - | - | - | - | - | - | - | - | - | - | 2 | - | - | - | - |
| Marcus Stamps | - | - | - | - | - | - | - | - | - | - | - | - | - | - | 1 | - | - | - | - |

SEASON / RECEIVING

| Name | Team Leader ----- | | | Games With ----- | | | | | | | | Cons. Games With ----- | | | Season Total ----- | | | | |
|------------------|-------------------|------|-----|------------------|---------|--------|--------|--------|------|------|------|------------------------|--------|----|--------------------|-----|-----|-----|-----|
| | Rec. | Yds. | TDs | 1+ rec. | 2+ rec. | 5+rec. | 100-yd | 150-yd | 1+TD | 2+TD | 3+TD | Rec. | 2+Rec. | TD | 1stDN | 20+ | 30+ | 40+ | 50+ |
| Daniel Brunskill | - | - | - | 1 | - | - | - | - | - | - | - | - | - | - | - | - | - | - | - |
| Larry Clark | 2 | 2 | - | 5 | 3 | - | - | - | - | - | - | 5 | - | - | 6 | 2 | - | - | - |
| Robert Craighead | - | - | 1 | 2 | 2 | - | - | - | 1 | - | - | - | - | - | 1 | 1 | - | - | - |
| Dakota Gordon | - | - | - | 3 | 2 | - | - | - | - | - | - | - | - | - | 4 | 1 | - | - | - |
| Jemond Hazely | - | - | - | 4 | 1 | - | - | - | - | - | - | - | - | - | 4 | 1 | - | - | - |
| Mikah Holder | - | - | - | 1 | 1 | - | - | - | - | - | - | - | - | - | 1 | - | - | - | - |
| Eric Judge | 2 | 2 | 1 | 4 | 4 | 1 | - | - | 1 | - | - | 1 | 1 | - | 6 | 3 | 3 | 2 | 1 |
| Lloyd Mills | 1 | 1 | - | 4 | 3 | - | - | - | - | - | - | - | - | - | 7 | 1 | 1 | 1 | - |
| Paul Pitts | - | - | - | 2 | - | - | - | - | - | - | - | - | - | - | 2 | - | - | - | - |
| Chase Price | - | - | - | 5 | 2 | - | - | - | - | - | - | 4 | - | - | 3 | - | - | - | - |
| Donnel Pumphrey | 1 | - | - | 5 | 3 | 1 | - | - | - | - | - | 1 | - | - | 6 | 1 | 1 | - | - |
| Lucky Radley | - | - | - | 1 | - | - | - | - | - | - | - | - | - | - | - | - | - | - | - |
| Adam Roberts | - | - | 1 | 5 | 2 | - | - | - | 1 | - | - | - | - | - | 4 | - | - | - | - |
| Ezell Ruffin | - | 1 | - | 2 | 2 | - | - | - | - | - | - | 2 | 2 | - | 5 | 1 | 1 | 1 | 1 |

CAREER / RECEIVING

| Name | Team Leader ----- | | | Games With ----- | | | | | | | | Cons. Games With ----- | | | Career Total ----- | | | | |
|------------------|-------------------|------|-----|------------------|---------|--------|--------|--------|------|------|------|------------------------|--------|----|--------------------|-----|-----|-----|-----|
| | Rec. | Yds. | TDs | 1+ rec. | 2+ rec. | 5+rec. | 100-yd | 150-yd | 1+TD | 2+TD | 3+TD | Rec. | 2+Rec. | TD | 1stDN | 20+ | 30+ | 40+ | 50+ |
| Daniel Brunskill | - | - | - | 1 | - | - | - | - | - | - | - | - | - | - | - | - | - | - | - |
| Larry Clark | 2 | 2 | 1 | 7 | 4 | - | - | - | - | - | - | 5 | - | - | 7 | 3 | 1 | - | - |
| Robert Craighead | - | - | 1 | 5 | 3 | - | - | - | - | - | - | - | - | - | 2 | 1 | - | - | - |
| Dakota Gordon | - | - | - | 3 | 2 | - | - | - | - | - | - | - | - | - | 4 | 1 | - | - | - |
| Jemond Hazely | - | - | - | 4 | 1 | - | - | - | - | - | - | - | - | - | 4 | 1 | - | - | - |
| Mikah Holder | - | - | - | 1 | 1 | - | - | - | - | - | - | - | - | - | 1 | - | - | - | - |
| Eric Judge | 3 | 2 | 3 | 10 | 5 | 2 | - | - | 3 | 1 | - | 1 | 1 | - | 14 | 8 | 6 | 3 | 1 |
| Lloyd Mills | 1 | 1 | - | 4 | 3 | - | - | - | - | - | - | - | - | - | 7 | 1 | 1 | 1 | - |
| Paul Pitts | - | - | - | 2 | - | - | - | - | - | - | - | - | - | - | 2 | - | - | - | - |
| Chase Price | - | - | - | 8 | 3 | - | - | - | - | - | - | 4 | - | - | 3 | - | - | - | - |
| Donnel Pumphrey | 1 | - | 2 | 15 | 9 | 1 | - | - | 2 | - | - | 1 | - | - | 16 | 5 | 1 | - | - |
| Lucky Radley | - | - | - | 1 | - | - | - | - | - | - | - | - | - | - | - | - | - | - | - |
| Adam Roberts | - | 1 | 5 | 19 | 8 | - | - | - | 5 | - | - | - | - | - | 15 | 2 | 1 | - | - |
| Ezell Ruffin | 10 | 11 | 2 | 22 | 19 | 8 | 5 | 2 | 2 | 1 | - | 15 | 15 | - | 62 | 24 | 14 | 6 | 4 |

MISCELLANEOUS STATS, cont.

DEFENSE

SEASON

| Name | Team Leader | Games With | | | | | | | | | | | | Cons. Games With | | | |
|-------------------|-------------|------------|------|------|-------|---------|---------|---------|---------|---------|-------|-------|------|------------------|--------|------|---------|
| | Tackles | 1+Tk | 2+Tk | 5+Tk | 10+Tk | 0.5+TFL | 2.0+TFL | 3.0+TFL | 0.5+Sck | 2.0+Sck | 1+INT | 1+PBU | 1+FF | 1+FR | Tackle | 2+Tk | 0.5+TFL |
| Alex Barrett | - | 6 | 6 | 2 | - | 3 | 2 | - | 1 | 1 | - | 1 | - | - | 6 | 6 | - |
| Devante Davis | - | 1 | - | - | - | - | - | - | - | - | - | - | - | - | - | - | - |
| Cody Galea | - | 6 | 6 | 1 | - | 2 | - | - | 2 | - | 1 | 1 | - | - | 6 | 6 | - |
| Kenny Galea'i | - | 2 | - | - | - | - | - | - | - | - | - | - | - | - | 1 | - | - |
| Josh Gavert | 2 | 6 | 6 | 4 | 2 | 3 | - | - | - | - | 1 | 1 | - | - | 6 | 6 | 2 |
| Jay Henderson | - | 1 | 1 | - | - | - | - | - | - | - | - | - | - | - | - | - | - |
| Christian Heyward | - | 3 | 1 | - | - | 1 | - | - | 1 | - | 1 | - | - | - | 4 | 1 | - |
| T.J. Hickman | - | 2 | 1 | - | - | - | - | - | - | - | - | - | - | - | 1 | - | - |
| Damontae Kazez | - | 6 | 5 | 2 | - | 1 | - | - | - | - | - | 3 | - | - | 6 | 6 | - |
| David Lamar | - | 1 | - | - | - | - | - | - | - | - | - | - | - | - | - | - | - |
| Derek Largent | - | 3 | 3 | 1 | - | 1 | - | - | 1 | - | - | - | - | - | 3 | 3 | - |
| Trey Lomax | 2 | 6 | 6 | 4 | 2 | 3 | - | - | 1 | - | - | 1 | - | 1 | 6 | 6 | 3 |
| Na'im McGee | - | 6 | 6 | 3 | - | 1 | - | - | - | - | - | - | - | - | 6 | 6 | - |
| Fred Melifonwu | - | 2 | 2 | - | - | 2 | - | - | 2 | - | - | - | - | - | - | - | - |
| Sam Meredith | - | 5 | 3 | - | - | 2 | 1 | - | 1 | - | - | 1 | 1 | - | 5 | - | - |
| Calvin Munson | 1 | 6 | 6 | 5 | 1 | 5 | 1 | 1 | 2 | - | 2 | - | 1 | - | 6 | 6 | 3 |
| Dontrell Onuoha | - | 5 | 4 | - | - | 2 | - | - | 1 | - | - | - | - | - | 2 | 2 | 2 |
| Sergio Phillips | - | 1 | - | - | - | 1 | - | - | - | - | - | - | - | - | 1 | - | 1 |
| Brandon Porter | - | 4 | 4 | 2 | - | 1 | - | - | - | - | - | - | - | - | - | - | - |
| Pierre Romain | - | 4 | - | - | - | - | - | - | - | - | - | - | 1 | - | 2 | - | - |
| Jon Sanchez | - | 5 | 3 | 2 | - | 3 | - | - | - | 1 | 1 | - | - | - | 3 | - | - |
| Micah Seau | - | 1 | - | - | - | - | - | - | - | - | 1 | - | - | - | - | - | - |
| Malik Smith | 1 | 6 | 5 | 3 | - | 3 | - | - | - | 1 | 2 | - | - | - | 6 | 2 | 1 |
| Dakota Turner | - | 4 | 2 | - | - | 2 | - | - | 2 | - | - | - | - | - | 4 | - | 1 |
| Billy Vaughn, Jr. | - | 6 | 3 | - | - | - | - | - | - | 1 | 1 | - | - | - | 6 | - | - |
| Jordan Watson | - | 1 | - | - | - | 1 | - | - | - | - | - | - | - | - | - | - | - |
| J.J. Whittaker | 1 | 6 | 4 | 4 | 1 | - | - | - | - | - | 1 | - | - | - | 6 | 2 | - |

CAREER

| Name | Team Leader | Games With | | | | | | | | | | | | Cons. Games With | | | |
|-------------------|-------------|------------|------|------|-------|---------|---------|---------|---------|---------|-------|-------|------|------------------|--------|------|---------|
| | Tackles | 1+Tk | 2+Tk | 5+Tk | 10+Tk | 0.5+TFL | 2.0+TFL | 3.0+TFL | 0.5+Sck | 2.0+Sck | 1+INT | 1+PBU | 1+FF | 1+FR | Tackle | 2+Tk | 0.5+TFL |
| Alex Barrett | - | 13 | 10 | 2 | - | 6 | 4 | - | 3 | 2 | - | 1 | - | - | 6 | 6 | - |
| Devante Davis | - | 1 | - | - | - | - | - | - | - | - | - | - | - | - | - | - | - |
| Jake Fely | 7 | 31 | 30 | 18 | 4 | 17 | 3 | 1 | 8 | 2 | - | 2 | 5 | 2 | 30 | 29 | - |
| Cody Galea | - | 34 | 24 | 2 | - | 12 | - | - | 6 | - | - | 1 | 1 | 2 | 16 | 13 | - |
| Kenny Galea'i | - | 3 | - | - | - | - | - | - | - | - | - | - | - | - | 1 | - | - |
| Josh Gavert | 6 | 34 | 25 | 13 | 4 | 15 | - | - | 6 | - | 3 | 4 | 2 | 2 | 22 | 8 | 2 |
| Jay Henderson | - | 1 | 1 | - | - | - | - | - | - | - | - | - | - | - | - | - | - |
| Christian Heyward | - | 3 | - | - | - | 1 | - | - | 1 | - | - | 1 | - | - | 3 | 1 | - |
| T.J. Hickman | - | 4 | 2 | - | - | - | - | - | - | - | - | - | - | - | 1 | - | - |
| Damontae Kazez | - | 18 | 17 | 5 | - | 4 | - | - | 1 | - | 1 | 5 | 4 | - | 18 | 17 | - |
| David Lamar | - | 15 | 6 | - | - | 1 | - | - | - | - | - | 2 | - | - | - | - | - |
| Derek Largent | - | 25 | 23 | 9 | 1 | 12 | 2 | - | 9 | - | 1 | 3 | 2 | 3 | 3 | 3 | - |
| Trey Lomax | 2 | 6 | 6 | 4 | 2 | 3 | - | - | 1 | - | - | 1 | - | 1 | 6 | 6 | 3 |
| Na'im McGee | - | 6 | 6 | 3 | - | 1 | - | - | - | - | - | - | - | - | 6 | 6 | - |
| Fred Melifonwu | - | 2 | 2 | - | - | 2 | - | - | 2 | - | - | - | - | - | - | - | - |
| Sam Meredith | - | 28 | 19 | 3 | - | 11 | 1 | - | 3 | - | - | 3 | 1 | 3 | - | - | - |
| Calvin Munson | 1 | 6 | 6 | 5 | 1 | 5 | 1 | 1 | 2 | - | 2 | - | 2 | - | 6 | 6 | 3 |
| Dontrell Onuoha | - | 25 | 19 | 2 | - | 5 | - | - | 2 | - | - | 1 | - | - | 2 | 2 | 2 |
| Sergio Phillips | - | 1 | - | - | - | 1 | - | - | - | - | - | - | - | - | 1 | - | 1 |
| Brandon Porter | - | 4 | 4 | 2 | - | 1 | - | - | - | - | - | 1 | - | - | - | - | - |
| Pierre Romain | - | 12 | 5 | - | - | - | - | - | - | - | - | - | - | 1 | 2 | - | - |
| Jon Sanchez | - | 29 | 16 | 2 | - | 11 | - | - | 2 | - | 1 | 1 | - | - | 3 | - | - |
| Micah Seau | - | 7 | 2 | - | - | 1 | - | - | - | - | - | 1 | - | - | - | - | - |
| Stan Sedberry | - | 8 | 2 | - | - | - | - | - | - | - | - | - | 1 | - | - | - | - |
| Malik Smith | 2 | 14 | 9 | 4 | 1 | 3 | - | - | - | - | 1 | 2 | - | - | 7 | 2 | 1 |
| Dakota Turner | - | 4 | 2 | - | - | 2 | - | - | 2 | - | - | - | - | - | 4 | - | 1 |
| Billy Vaughn, Jr. | - | 7 | 4 | - | - | - | - | - | - | - | 1 | 1 | - | - | 7 | - | - |
| Jordan Watson | - | 1 | - | - | - | 1 | - | - | - | - | - | - | - | - | - | - | - |
| J.J. Whittaker | 1 | 17 | 13 | 7 | 1 | 2 | - | - | - | - | 3 | 6 | 1 | - | 7 | 2 | - |

MISCELLANEOUS STATS, cont.

MISCELLANEOUS

| Game | Coin Toss | KO/Receive | 1st Off. Play | 1st Off. Poss. | 1st Def. Poss. | Game Time | Game Length | Jersey | Pants | Result |
|-------------------|----------------|------------|------------------|----------------|----------------|--------------|-------------|--------|-------|----------|
| Northern Arizona | NAU won, Def. | Receive | Pumphrey rush | Punt | Punt | 4:05 p.m. PT | 3:13 | Black | Black | W, 38-7 |
| at North Carolina | UNC won, Def. | Receive | Pumphrey rush | Punt | Punt | 8:05 p.m. ET | 3:22 | White | Black | L, 27-31 |
| at Oregon State | OSU won, Def. | Receive | Mills rush | TD | Punt | 7:35 p.m. PT | 3:01 | White | Black | L, 7-28 |
| UNLV | SDSU won, Rec. | Receive | Hazely rush | Punt | Field goal | 5:05 p.m. PT | 3:13 | Black | Black | W, 34-17 |
| at Fresno State | SDSU won, Rec. | Receive | Bawden pass inc. | Punt | Interception | 7:10 p.m. PT | 3:17 | White | Black | L, 13-24 |
| at New Mexico | SDSU won, Rec. | Receive | Pumphrey rush | FG | Punt | 7:32 p.m. MT | 3:07 | White | Black | W, 24-14 |
| Hawaii | | | | | | | | | | |
| at Nevada | | | | | | | | | | |
| Idaho | | | | | | | | | | |
| at Boise State | | | | | | | | | | |
| Air Force | | | | | | | | | | |
| at San José State | | | | | | | | | | |

AVERAGE STARTING FIELD POSITION

| Category | San Diego State | Opponents |
|--|-----------------|------------|
| Drives Started | 71 | 72 |
| Cumulative Starting Yardline | 2,067 | 1,960 |
| Average Field Position | Own 29.11 | Own 27.22 |
| Drives Started in Opponent Territory/Att. to Score | 8/8 | 8/8 |
| Scores/Touchdowns, Field Goals | 4/3, 1 | 3/1, 2 |
| Points | 24 | 13 |
| Drives Started (Inside/At Own 25) | 37 (26/11) | 42 (21/19) |
| Points Scored (TD/FGs) | 68 (8/4) | 56 (8/0) |

* - kick/punt returns for a touchdown not included; & - overtime possessions not included.

SAN DIEGO STATE POSSESSIONS

| Game | Poss. | TD | FG | MFG | Punt | TO | Clock | Downs | 3&Out* | PPP^ |
|-------------------|-----------|------------|----------|----------|-----------|-----------|----------|----------|-----------|-------------|
| Northern Arizona | 11 | 5+ | 1 | 1 | 3 | 1 | 1 | 0 | 1 | 2.45 |
| at North Carolina | 13 | 3 | 2 | 0 | 4 | 3 | 1 | 0 | 3 | 1.85 |
| at Oregon State | 11 | 1 | 0 | 0 | 6 | 2 | 1 | 1 | 3 | 0.54 |
| UNLV | 11 | 4 | 2 | 0 | 5 | 0 | 0 | 0 | 1 | 2.73 |
| at Fresno State | 12 | 1 | 2 | 0 | 5 | 3 | 0 | 1 | 2 | 1.00 |
| at New Mexico | 13 | 3 | 1 | 0 | 4 | 4 | 1 | 0 | 0 | 1.62 |
| Hawaii | | | | | | | | | | |
| at Nevada | | | | | | | | | | |
| Idaho | | | | | | | | | | |
| at Boise State | | | | | | | | | | |
| Air Force | | | | | | | | | | |
| San José State | | | | | | | | | | |
| TOTALS | 71 | 17+ | 8 | 1 | 27 | 13 | 4 | 2 | 10 | 1.69 |

* - less if there is a turnover or end of half; must not have earned a first down or scored points.
 + - indicates team scored a non-offensive touchdown. & - overtime possession included. # - possession/turnover not included when offense never had ball (turnover on special teams). ^ - PATs/2-pt. not included.

OPPONENT POSSESSIONS

| Game | Poss. | TD | FG | MFG | Punt | TO | Clock | Downs | 3&Out* | PPP^ |
|-------------------|-----------|------------|----------|----------|-----------|----------|----------|----------|-----------|-------------|
| Northern Arizona | 12 | 1 | 0 | 1 | 7 | 1 | 1 | 1 | 3 | 0.50 |
| at North Carolina | 12 | 4+ | 1 | 1 | 5 | 1 | 1 | 0 | 2 | 1.75 |
| at Oregon State | 10 | 4 | 0 | 0 | 3 | 1 | 1 | 1 | 1 | 2.40 |
| UNLV | 12 | 2 | 1 | 1 | 4 | 2 | 2 | 0 | 1 | 1.25 |
| at Fresno State | 13 | 3 | 1 | 1 | 5 | 2 | 1 | 0 | 4 | 1.62 |
| at New Mexico | 13 | 2 | 0 | 0 | 8 | 1 | 1 | 1 | 4 | 0.92 |
| Hawaii | | | | | | | | | | |
| at Nevada | | | | | | | | | | |
| Idaho | | | | | | | | | | |
| at Boise State | | | | | | | | | | |
| Air Force | | | | | | | | | | |
| San José State | | | | | | | | | | |
| TOTALS | 72 | 16+ | 3 | 4 | 32 | 8 | 7 | 3 | 15 | 1.38 |

* - less if there is a turnover or end of half; must not have earned a first down or scored points.
 + - indicates team scored a non-offensive touchdown. & - overtime possession included. # - possession/turnover not included when offense never had ball (turnover on special teams). ^ - PATs/2-pt. not included.

DRIVE ANALYSIS

| Game | SDSU | | Opponent | |
|-------------------|------------|----------|------------|----------|
| | TD | FG | TD | FG |
| Northern Arizona | 5+ | 1 | 1 | 0 |
| at North Carolina | 3 | 2 | 4+ | 1 |
| at Oregon State | 1 | 0 | 4 | 0 |
| UNLV | 4 | 2 | 2 | 1 |
| at Fresno State | 1 | 2 | 3 | 1 |
| at New Mexico | 3 | 1 | 2 | 0 |
| Hawaii | | | | |
| at Nevada | | | | |
| Idaho | | | | |
| at Boise State | | | | |
| Air Force | | | | |
| San José State | | | | |
| TOTALS | 17+ | 8 | 16+ | 3 |

+ - indicates team scored a non-offensive touchdown. & - overtime drives included

GAME-OPENING DRIVE

| Game | SDSU | | | Opponent | | |
|-------------------|------------|------------|-------------|------------|------------|-------------|
| | Pts. | FD | Yds. | Pts. | FD | Yds. |
| Northern Arizona | 0 | 1 | 17 | 0 | 0 | 3^ |
| at North Carolina | 0 | 3 | 37 | 0 | 3 | 54 |
| at Oregon State | 7 | 3 | 75 | 0 | 1 | 18 |
| UNLV | 0 | 0 | (-2)^ | 3 | 0 | 8 |
| at Fresno State | 0 | 0 | 0^ | 0 | 1 | 12 |
| at New Mexico | 3 | 4 | 70 | 0 | 1 | 25 |
| Hawaii | | | | | | |
| at Nevada | | | | | | |
| Idaho | | | | | | |
| at Boise State | | | | | | |
| Air Force | | | | | | |
| San José State | | | | | | |
| AVERAGES | 1.7 | 1.8 | 32.8 | 0.5 | 1.0 | 20.0 |

^ - indicates possession ended in a 3-and-out.

OPENING SECOND-HALF DRIVE

| Game | SDSU | | | Opponent | | |
|-------------------|------------|------------|-------------|------------|------------|-------------|
| | Pts. | FD | Yds. | Pts. | FD | Yds. |
| Northern Arizona | 0 | 2 | 31 | 0 | 0 | 5^ |
| at North Carolina | 7 | 2 | 76 | 0 | 2 | 48 |
| at Oregon State | 0 | 1 | 17 | 7 | 4 | 75 |
| UNLV | 0 | 1 | 16 | 0 | 1 | 59 |
| at Fresno State | 0 | 1 | 18 | 0 | 0 | 5^ |
| at New Mexico | 7 | 3 | 56 | 0 | 1 | 4 |
| Hawaii | | | | | | |
| at Nevada | | | | | | |
| Idaho | | | | | | |
| at Boise State | | | | | | |
| Air Force | | | | | | |
| San José State | | | | | | |
| AVERAGES | 2.3 | 1.7 | 35.7 | 1.2 | 1.3 | 32.7 |

^ - indicates possession ended in a 3-and-out.

MISCELLANEOUS STATS, cont.

SDSU SCORING DRIVES

| Opponent | Drive | | TOP | Type of | Score | Qtr/Time | Drive | Scoring Play |
|------------------|-------|------|-------|---------|-----------|----------|-------------------------------|--------------|
| | Plays | Yds. | | | | | | |
| Northern Arizona | 9 | 63 | 3:55 | TD | 1st/8:03 | SD37 | Pumphrey 1-yd run | |
| | 7 | 88 | 3:19 | TD | 1st/1:29 | SD12 | Price 1-yd run | |
| | 5 | 38 | 1:28 | FG | 2nd/13:19 | SD31 | Hageman 48-yd field goal | |
| | 9 | 74 | 3:36 | TD | 2nd/0:29 | SD25 | Craighead 2-yd pass f/Kaehler | |
| | 1 | 1 | 0:05 | TD | 3rd/0:45 | N01 | Pumphrey 1-yd run | |
| | - | - | - | TD | 4th/13:41 | - | Mills 67-yd punt return | |
| at No. 21 UNC | 3 | 75 | 1:14 | TD | 2nd/9:38 | SD25 | Judge 56-yd pass f/Kaehler | |
| | 5 | 29 | 1:36 | TD | 2nd/7:08 | NC29 | Pumphrey 12-yd run | |
| | 7 | 76 | 3:15 | TD | 3rd/9:13 | SD24 | Pumphrey 3-yd run | |
| | 10 | 43 | 5:37 | FG | 4th/13:45 | SD25 | Hageman 49-yd field goal | |
| | 7 | 52 | 3:15 | FG | 4th/10:30 | SD25 | Hageman 40-yd field goal | |
| at Oregon State | 8 | 75 | 3:33 | TD | 1st/11:27 | SD25 | Pumphrey 2-yd run | |
| UNLV | 1 | 71 | 11:55 | TD | 1st/11:55 | SD29 | Pumphrey 71-yd run | |
| | 9 | 71 | 14:21 | TD | 2nd/14:21 | SD29 | Pumphrey 1-yd run | |
| | 4 | 57 | 2:39 | TD | 2nd/3:04 | SD43 | Pumphrey 3-yd run | |
| | 7 | 85 | 0:32 | TD | 2nd/0:11 | SD15 | Pumphrey 1-yd run | |
| | 13 | 67 | 7:01 | FG | 4th/13:37 | SD26 | Hageman 24-yd field goal | |
| | 11 | 66 | 5:29 | FG | 4th/5:18 | SD20 | Hageman 31-yd field goal | |
| at Fresno State | 11 | 60 | 4:05 | FG | 2nd/13:44 | SD33 | Hageman 24-yd field goal | |
| | 4 | 5 | 1:22 | FG | 3rd/8:11 | FS24 | Hageman 36-yd field goal | |
| | 14 | 79 | 7:21 | TD | 4th/10:20 | SD21 | Roberts 5-yd pass f/Bawden | |
| at New Mexico | 14 | 70 | 6:24 | FG | 1st/8:36 | SD22 | Hageman 25-yd field goal | |
| | 1 | 49 | 0:10 | TD | 2nd/11:37 | NM49 | Pumphrey 49-yd run | |
| | 3 | 51 | 0:36 | TD | 3rd/11:23 | SD44 | Price 27-yd run | |
| | 2 | 93 | 0:55 | TD | 3rd/3:59 | SD7 | Pumphrey 93-yd run | |

OPPONENT SCORING DRIVES

| Opponent | Drive | | TOP | Type of | Score | Qtr/Time | Drive | Scoring Play |
|------------------|-------|------|------|---------|-----------|-----------|-------------------------------|-----------------------------------|
| | Plays | Yds. | | | | | | |
| Northern Arizona | 9 | 74 | 3:36 | TD | 3rd/6:36 | N26 | Jahn 1-yd run | |
| | | - | - | - | TD | 2nd/10:52 | - | Walker 100-yd interception return |
| | 14 | 65 | 4:26 | TD | 3rd/4:40 | NC35 | Davis 11-yd pass f/Williams | |
| | 1 | 91 | 0:11 | TD | 4th/13:45 | NC09 | Hollins 91-yd pass f/Williams | |
| | 8 | 80 | 2:24 | TD | 4th/8:01 | NC20 | Hood 2-yd run | |
| | 4 | 8 | 1:44 | FG | 4th/4:00 | SD14 | Weiler 23-yd field goal | |
| at Oregon State | 12 | 70 | 6:27 | TD | 1st/0:05 | OS30 | Ward 12-yd run | |
| | 8 | 88 | 4:09 | TD | 2nd/0:27 | OS12 | Ward 2-yd run | |
| | 11 | 75 | 5:02 | TD | 3rd/9:58 | OS25 | Woods 5-yd run | |
| | 11 | 75 | 5:44 | TD | 3rd/1:16 | OS25 | Woods 2-yd run | |
| UNLV | 4 | 8 | 1:15 | FG | 1st/12:10 | SD13 | Leiva 22-yd field goal | |
| | 7 | 88 | 2:32 | TD | 1st/4:17 | LV12 | Boyd 44-yd pass f/Decker | |
| | 7 | 80 | 2:50 | TD | 4th/10:47 | LV20 | Becker 2-yd run | |
| at Fresno State | 8 | 43 | 3:03 | FG | 1st/8:18 | FS37 | Kroening 37-yd field goal | |
| | 10 | 67 | 4:31 | TD | 1st/2:56 | FS33 | Connette 1-yd run | |
| | 11 | 81 | 5:15 | TD | 3rd/2:49 | FS19 | Quezada 2-yd run | |
| | 3 | 7 | 0:48 | TD | 4th/3:26 | SD7 | Waller 5-yd run | |
| at New Mexico | 5 | 75 | 1:17 | TD | 2nd/10:20 | NM25 | Wiggins 45-yd pass f/Jordan | |
| | 13 | 75 | 6:24 | TD | 3rd/4:59 | NM25 | Gipson 1-yd run | |

MISCELLANEOUS STATS, cont.

RESULT OF SAN DIEGO STATE TURNOVERS

| Opponent | Qtr. | Turnover (Player) | Defender | Led To | Pts. |
|------------------|------|------------------------|-------------------------|--------------|------|
| Northern Arizona | 3 | Interception (Kaehler) | Horn (INT) | Touchdown | 7 |
| at No. 21 UNC | 2 | Interception (Kaehler) | Walker (INT) | Touchdown | 7 |
| | 4 | Interception (Kaehler) | Walker (INT) | Field Goal | 3 |
| | 4 | Interception (Kaehler) | Scott (INT) | End of Game | 0 |
| at Oregon State | 1 | Interception (Kaehler) | Nelson (INT) | Touchdown | 7 |
| | 4 | Interception (Kaehler) | Doctor (INT) | End of Game | 0 |
| UNLV | | none | | | |
| at Fresno State | 1 | Fumble (Bawden) | Wilson (FF), Smith (FR) | Touchdown | 7 |
| | 4 | Interception (Bawden) | Lewis (INT) | Punt | 0 |
| | 4 | Interception (Bawden) | Ellis (INT) | Touchdown | 7 |
| at New Mexico | 4 | Interception (Favreau) | C. Jones (INT) | Punt | 0 |
| | 4 | Fumble (Pumphrey) | Byrd (FF), Cox (FR) | Punt | 0 |
| | 4 | Interception (Kaehler) | Duncan (INT) | Interception | 0 |
| | 4 | Fumble (Price) | Byrd (FF), Duncan (FR) | Punt | 0 |

RESULT OF OPPONENT TURNOVERS

| Opponent | Qtr. | Turnover (Player) | Defender | Led To | Pts. |
|------------------|------|-------------------------|-------------------------|--------------|------|
| Northern Arizona | 3 | Interception (Poe) | Munson (INT) | Touchdown | 7 |
| at No. 21 UNC | 2 | Interception (Williams) | Sanchez (INT) | Touchdown | 7 |
| at Oregon State | 1 | Fumble (Bolden) | Romain (FR) | Interception | 0 |
| | 4 | Interception (Mannion) | M. Smith (INT) | Interception | 0 |
| UNLV | 2 | Interception (Becker) | Vaughn, Jr. (INT) | Punt | 0 |
| | 3 | Munson (Becker) | Munson (INT) | Punt | 0 |
| at Fresno State | 1 | Interception (Burrell) | Whittaker (INT) | Punt | 0 |
| | 3 | Fumble (Burrell) | Munson (FF), Lomax (FR) | Field Goal | 3 |
| at New Mexico | 4 | Interception (Jordan) | Gavert (INT) | Fumble | 0 |

San Diego State's 13 turnovers resulted in 38 opponent points

Opponents' 9 turnovers resulted in 17 San Diego State points

FIRST DOWNS EARNED

| Name | Pass | Receive | Rush | Total |
|------------------|-----------|-----------|-----------|------------|
| Quinn Kaehler | 41 | 0 | 0 | 41 |
| Donnel Pumphrey | 0 | 6 | 28 | 34 |
| Chase Price | 0 | 3 | 15 | 18 |
| Nick Bawden | 8 | 0 | 4 | 12 |
| Lloyd Mills | 0 | 7 | 3 | 10 |
| Dakota Gordon | 0 | 4 | 6 | 10 |
| Larry Clark | 0 | 6 | 0 | 6 |
| Eric Judge | 0 | 6 | 0 | 6 |
| Adam Roberts | 0 | 4 | 1 | 5 |
| Ezell Ruffin | 0 | 5 | 0 | 5 |
| Jemond Hazely | 0 | 4 | 0 | 4 |
| Paul Pitts | 0 | 2 | 0 | 2 |
| Robert Craighead | 0 | 1 | 0 | 1 |
| Mikah Holder | 0 | 1 | 0 | 1 |
| Marcus Stamps | 0 | 0 | 1 | 1 |
| TOTALS | 49 | 49 | 58 | 107 |

TURNOVER ANALYSIS

| | TO | Opp. Pts. | TD/FG | Pts./TO |
|-----------------|----|-----------|-------|---------|
| San Diego State | 13 | 38 | 5/1 | 2.92 |
| Opponents | 9 | 17 | 2/1 | 1.89 |

TURNOVERS LOST

| Name | TO's Lost | Fum. | Int. | Points | PPT |
|-----------------|-----------|----------|-----------|-----------|-------------|
| Quinn Kaehler | 7 | 0 | 7 | 24 | 3.43 |
| Nick Bawden | 3 | 1 | 2 | 14 | 4.67 |
| Chase Favreau | 1 | 0 | 1 | 0 | 0.00 |
| Chase Price | 1 | 1 | 0 | 0 | 0.00 |
| Donnel Pumphrey | 1 | 1 | 0 | 0 | 0.00 |
| TOTALS | 13 | 3 | 10 | 38 | 2.92 |

TO's Lost - turnovers lost, Fum. - fumbles lost, Int. - interceptions thrown, Points - points scored by the opponent after a turnover, PPT - points per turnover scored by the opponent

TURNOVERS GAINED

| Name | #TAPO | FF | FR | Int. | Points | ^PPT |
|-------------------|-----------|----------|----------|----------|--------------|-------------|
| Jon Sanchez | 1 | 0 | 0 | 1 | 7.00 | 7.00 |
| Calvin Munson | 3 | 1 | 0 | 2 | 8.50 | 2.83 |
| Trey Lomax | 1 | 0 | 1 | 0 | 1.50 | 1.50 |
| Pierre Romain | 1 | 0 | 1 | 0 | 0.00 | 0.00 |
| Josh Gavert | 1 | 0 | 0 | 1 | 0.00 | 0.00 |
| Malik Smith | 1 | 0 | 0 | 1 | 0.00 | 0.00 |
| Billy Vaughn, Jr. | 1 | 0 | 0 | 1 | 0.00 | 0.00 |
| J.J. Whittaker | 1 | 0 | 0 | 1 | 0.00 | 0.00 |
| TOTALS | *9 | 1 | 2 | 6 | 17.00 | 1.89 |

#TAPO- turnovers a part of (FF, FR or INT), FF - forced fumbles, FR - fumbles recovered, Int. - interceptions, Points - points scored off an opponent's turnover (note that fumbles forced and fumbles recovered are each awarded half the points for SDSU's score; ex. a touchdown and PAT after a fumble gives each player 3.50 points), ^PPT - points per turnover scored by SDSU,

* - Total turnovers equals FR and INT's.

MISCELLANEOUS STATS, cont.

SAN DIEGO STATE BIG PLAYS (20+ YARDS) (24 overall)

| Game | Player | Type | Down & Dis. | Yards |
|---------------------|----------------------------|------|-------------|-------|
| N. Arizona - 4 | Lloyd Mills | Run | 1-10 | 33 |
| | Donnel Pumphrey | Run | 1-10 | 33 |
| | Donnel Pumphrey f/Kaehler | Pass | 2-1 | 31 |
| | Chase Price | Run | 1-10 | 21 |
| at No. 21 UNC - 7 | Ezell Ruffin f/Kaehler | Pass | 3-15 | 59 |
| | Eric Judge f/Kaehler | Pass | 1-10 | 56 |
| | Eric Judge f/Kaehler | Pass | 2-12 | 33 |
| | Chase Price | Run | 1-10 | 29 |
| | Robert Craighead f/Kaehler | Pass | 2-10 | 27 |
| | Dakota Gordon f/Kaehler | Pass | 1-10 | 24 |
| | Donnel Pumphrey | Run | 3-10 | 20 |
| at Oregon State - 2 | Lloyd Mills | Run | 1-5 | 36 |
| | Jemond Hazely f/Kaehler | Pass | 1-10 | 28 |
| UNLV - 5 | Donnel Pumphrey | Run | 1-10 | 71 |
| | Lloyd Mills f/Kaehler | Pass | 2-10 | 45 |
| | Lloyd Mills | Run | 1-10 | 36 |
| | Larry Clark f/Kaehler | Pass | 1-10 | 29 |
| | Larry Clark f/Kaehler | Pass | 1-10 | 24 |
| at Fresno State - 1 | Dakota Gordon | Run | 1-10 | 21 |
| at New Mexico - 5 | Donnel Pumphrey | Run | 2-10 | 93 |
| | Donnel Pumphrey | Run | 1-10 | 49 |
| | Eric Judge f/Bawden | Pass | 3-15 | 43 |
| | Donnel Pumphrey | Run | 1-10 | 31 |
| | Chase Price | Run | 2-10 | 27 |

OPPONENT BIG PLAYS (20+ YARDS) (22 overall)

| Game | Player | Type | Down & Dis. | Yards |
|---------------------|----------------------------|------|-------------|-------|
| N. Arizona - 3 | Alex Holmes f/Poe | Pass | 2-15 | 50 |
| | Alex Holmes f/Poe | Pass | 1-5 | 37 |
| | Corbin Jountti | Run | 1-10 | 21 |
| at No. 21 UNC - 2 | Mack Hollins f/Williams | Pass | 1-10 | 91 |
| | Ryan Switzer f/Williams | Pass | 1-10 | 24 |
| at Oregon State - 4 | Rahmel Dockery f/Mannion | Pass | 1-15 | 49 |
| | Hunter Jarmon f/Mannion | Pass | 2-27 | 32 |
| | Hunter Jarmon f/Mannion | Pass | 3-8 | 27 |
| | Richard Mullaney f/Mannion | Pass | 2-11 | 21 |
| | Devonte Boyd f/Decker | Pass | 1-10 | 44 |
| UNLV - 7 | Kendall Keys f/Decker | Pass | 4-10 | 38 |
| | Marcus Sullivan f/Decker | Pass | 1-10 | 34 |
| | Marcus Sullivan f/Decker | Pass | 2-13 | 34 |
| | Maika Mataele f/Decker | Pass | 1-10 | 24 |
| | Devonte Boyd f/Decker | Pass | 1-10 | 24 |
| | Taylor Barnhill f/Decker | Pass | 3-8 | 23 |
| | Josh Harper f/Burrell | Pass | 3-12 | 49 |
| at Fresno State - 3 | Brandon Connette | Run | 2-9 | 34 |
| | Da'Mari Scott f/Burrell | Pass | 3-10 | 32 |
| | Carlos Wiggins f/Jordan | Pass | 2-7 | 45 |
| at New Mexico - 3 | David Anaya | Run | 2-14 | 31 |
| | Lamar Jordan | Run | 3-10 | 27 |

Red indicates TD scored on play

SAN DIEGO STATE BIG PLAYS (20+ YARDS)

| Name | Total | Rushing | Receiving | 20-29 | 30-39 | 40-49 | 50-59 | 60-69 | 70-79 | 80-89 | 90-99 |
|------------------|-----------|-----------|-----------|-----------|----------|----------|----------|----------|----------|----------|----------|
| Donnel Pumphrey | 7 | 6 | 1 | 1 | 3 | 1 | 0 | 0 | 1 | 0 | 1 |
| Lloyd Mills | 4 | 3 | 1 | 0 | 3 | 1 | 0 | 0 | 0 | 0 | 0 |
| Eric Judge | 3 | 0 | 3 | 0 | 1 | 1 | 1 | 0 | 0 | 0 | 0 |
| Chase Price | 3 | 3 | 0 | 3 | 0 | 0 | 0 | 0 | 0 | 0 | 0 |
| Larry Clark | 2 | 0 | 2 | 2 | 0 | 0 | 0 | 0 | 0 | 0 | 0 |
| Robert Craighead | 1 | 0 | 1 | 1 | 0 | 0 | 0 | 0 | 0 | 0 | 0 |
| Dakota Gordon | 2 | 1 | 1 | 2 | 0 | 0 | 0 | 0 | 0 | 0 | 0 |
| Ezell Ruffin | 1 | 0 | 1 | 0 | 0 | 0 | 1 | 0 | 0 | 0 | 0 |
| Jemond Hazely | 1 | 0 | 1 | 1 | 0 | 0 | 0 | 0 | 0 | 0 | 0 |
| TOTALS | 24 | 13 | 11 | 10 | 7 | 3 | 2 | 0 | 1 | 0 | 1 |
| OPPONENTS | 22 | 4 | 18 | 8 | 8 | 4 | 1 | 0 | 0 | 0 | 1 |

MISCELLANEOUS STATS, cont.

SEASON HIGHS

POINTS SCORED

24, Donnel Pumphrey vs. UNLV (Sept. 27)
 12, Donnel Pumphrey at New Mexico (Oct. 10)
 12, Donnel Pumphrey at No. 21 North Carolina (Sept. 6)
 12, Donnel Pumphrey vs. Northern Arizona (Aug. 30)

TOUCHDOWNS SCORED

4, Donnel Pumphrey vs. UNLV (Sept. 27)
 2, Donnel Pumphrey at New Mexico (Oct. 10)
 2, Donnel Pumphrey at No. 21 North Carolina (Sept. 6)
 2, Donnel Pumphrey vs. Northern Arizona (Aug. 30)

MOST RUSHING ATTEMPTS

24, Donnel Pumphrey at Fresno State (Oct. 3)
 22, Donnel Pumphrey vs. UNLV (Sept. 27)
 20, Donnel Pumphrey at New Mexico (Oct. 10)

MOST RUSHING YARDS

246, Donnel Pumphrey at New Mexico (Oct. 10)
 167, Donnel Pumphrey vs. UNLV (Sept. 27)
 141, Chase Price at New Mexico (Oct. 10)

MOST RUSHING TOUCHDOWNS

4, Donnel Pumphrey vs. UNLV (Sept. 27)
 2, Donnel Pumphrey at New Mexico (Oct. 10)
 2, Donnel Pumphrey at No. 21 North Carolina (Sept. 6)
 2, Donnel Pumphrey vs. Northern Arizona (Aug. 30)

LONGEST RUSH

93i, Donnel Pumphrey at New Mexico (Oct. 10)
 71i, Donnel Pumphrey vs. UNLV (Sept. 27)
 49i, Donnel Pumphrey at New Mexico (Oct. 10)

MOST PASSING ATTEMPTS

39, Quinn Kaehler at No. 21 North Carolina (Sept. 6)
 29, Quinn Kaehler vs. Northern Arizona (Aug. 30)
 27, Quinn Kaehler vs. UNLV (Sept. 27)

MOST PASSING COMPLETIONS

23, Quinn Kaehler at No. 21 North Carolina (Sept. 6)
 18, Quinn Kaehler vs. Northern Arizona (Aug. 30)
 16, Quinn Kaehler vs. UNLV (Sept. 27)

MOST PASSING YARDS

341, Quinn Kaehler at No. 21 North Carolina (Sept. 6)
 209, Quinn Kaehler vs. UNLV (Sept. 27)
 205, Quinn Kaehler vs. Northern Arizona (Aug. 30)

MOST PASSING TOUCHDOWNS

1, Nick Bawden at Fresno State (Oct. 3)
 1, Quinn Kaehler at No. 21 North Carolina (Sept. 6)
 1, Quinn Kaehler vs. Northern Arizona (Aug. 30)

LONGEST PASS

59, Quinn Kaehler at No. 21 North Carolina (Sept. 6)
 56i, Quinn Kaehler at No. 21 North Carolina (Sept. 6)
 45, Quinn Kaehler vs. UNLV (Sept. 27)

MOST RECEPTIONS

5, Donnel Pumphrey at No. 21 North Carolina (Sept. 6)
 5, Eric Judge vs. Northern Arizona (Aug. 30)
 4, Larry Clark vs. UNLV (Sept. 27)
 4, Ezell Ruffin vs. Northern Arizona (Aug. 30)

MOST RECEIVING YARDS

94, Eric Judge at No. 21 North Carolina (Sept. 6)
 71, Larry Clark vs. UNLV (Sept. 27)
 64, Ezell Ruffin at No. 21 North Carolina (Sept. 6)

MOST RECEIVING TOUCHDOWNS

1, Adam Roberts at Fresno State (Oct. 3)
 1, Eric Judge at No. 21 North Carolina (Sept. 6)
 1, Robert Craighead vs. Northern Arizona (Aug. 30)

LONGEST RECEPTION

59, Ezell Ruffin at No. 21 North Carolina (Sept. 6)
 56i, Eric Judge at No. 21 North Carolina (Sept. 6)
 45, Lloyd Mills vs. UNLV (Sept. 27)

MOST FIELD GOALS

2, Donny Hageman at Fresno State (Oct. 3)
 2, Donny Hageman vs. UNLV (Sept. 27)
 2, Donny Hageman at No. 21 North Carolina (Sept. 6)

LONGEST FIELD GOAL

49, Donny Hageman at No. 21 North Carolina (Sept. 6)
 48, Donny Hageman vs. Northern Arizona (Aug. 30)
 40, Donny Hageman at No. 21 North Carolina (Sept. 6)

MOST PUNTS

6, Joel Alesi at Oregon State (Sept. 20)
 5, Joel Alesi at Fresno State (Oct. 3)
 5, Joel Alesi vs. UNLV (Sept. 27)

HIGHEST PUNTING AVERAGE

43.2, Joel Alesi at Fresno State (Oct. 3)
 43.2, Joel Alesi at No. 21 North Carolina (Sept. 6)
 42.2, Joel Alesi at New Mexico (Oct. 10)

LONGEST PUNT

50, Joel Alesi at No. 21 North Carolina (Sept. 6)
 49, Joel Alesi at Fresno State (Oct. 3)
 48, Joel Alesi at No. 21 North Carolina (Sept. 6)
 48, Joel Alesi vs. Northern Arizona (Aug. 30)

LONGEST PUNT RETURN

67i, Lloyd Mills vs. Northern Arizona (Aug. 30)
 15, Lloyd Mills vs. Oregon State (Sept. 20)
 10, Lloyd Mills vs. Northern Arizona (Aug. 30)

MOST PUNT RETURN YARDS

85, Lloyd Mills vs. Northern Arizona (Aug. 30)
 22, Lloyd Mills at Oregon State (Sept. 20)

LONGEST KICKOFF RETURN

56, Kameron Kelly at Fresno State (Oct. 3)
 33, Rashaad Penny at Fresno State (Oct. 3)
 25, Kameron Kelly vs. UNLV (Sept. 27)

MOST KICKOFF RETURN YARDS

67, Rashaad Penny at Fresno State (Oct. 3)
 56, Kameron Kelly at Fresno State (Oct. 3)
 37, Kameron Kelly vs. UNLV (Sept. 27)

MOST ALL-PURPOSE YARDS

253, Donnel Pumphrey at New Mexico (Oct. 10)
 164, Donnel Pumphrey vs. UNLV (Sept. 27)
 151, Chase Price at New Mexico (Oct. 10)

MOST TACKLES

12, Calvin Munson at Fresno State (Oct. 3)
 11, Josh Gavert at New Mexico (Oct. 10)
 11, Josh Gavert vs. UNLV (Sept. 27)
 11, J.J. Whittaker at Oregon State (Sept. 20)
 11, Trey Lomax at Oregon State (Sept. 20)

MOST SACKS

2.0, Alex Barrett vs. UNLV (Sept. 27)
 1.0, Dakota Turner at New Mexico (Oct. 10)
 1.0, Calvin Munson at Fresno State (Oct. 3)
 1.0, Christian Heyward at Fresno State (Oct. 3)
 1.0, Dontrell Onuoha at Fresno State (Oct. 3)
 1.0, Cody Galea vs. UNLV (Sept. 27)
 1.0, Trey Lomax vs. UNLV (Sept. 27)
 1.0, Calvin Munson vs. UNLV (Sept. 27)
 1.0, Dakota Turner vs. UNLV (Sept. 27)
 1.0, Cody Galea at Oregon State (Sept. 20)
 1.0, Fred Melifonwu at Oregon State (Sept. 20)
 1.0, Sam Meredith at Oregon State (Sept. 20)
 1.0, Derek Largent vs. Northern Arizona (Aug. 30)
 1.0, Fred Melifonwu vs. Northern Arizona (Aug. 30)

MOST TACKLES FOR LOSS

3.0, Calvin Munson at Fresno State (Oct. 3)
 2.5, Alex Barrett vs. Northern Arizona (Aug. 30)
 2.0, Alex Barrett vs. UNLV (Sept. 27)
 2.0, Sam Meredith at Oregon State (Sept. 20)

MOST INTERCEPTIONS

1, Josh Gavert at New Mexico (Oct. 10)
 1, J.J. Whittaker at Fresno State (Oct. 3)
 1, Calvin Munson vs. UNLV (Sept. 27)
 1, Billy Vaughn, Jr. vs. UNLV (Sept. 27)
 1, Malik Smith at Oregon State (Sept. 20)
 1, Jon Sanchez at No. 21 North Carolina (Sept. 6)
 1, Calvin Munson vs. Northern Arizona (Aug. 30)

THIRD DOWN EFFICIENCY ANALYSIS

| Name | Total | Pct. | 1 | 2 | 3 | 4 | 5 | 6-10 | 11+ | Longest Converted |
|-----------------|-------|-------|------|-----|------|-----|------|-------|------|--|
| SAN DIEGO STATE | 34-77 | 44.16 | 6-8 | 5-5 | 6-11 | 2-5 | 2-6 | 10-29 | 3-13 | 3rd & 15 at No. 21 UNC & at New Mexico |
| OPPONENTS | 35-83 | 42.17 | 8-12 | 3-4 | 2-5 | 5-7 | 4-13 | 10-25 | 3-17 | 3rd & 16 at Fresno State |

GOAL TO GO

| Name | No. | Score | TD | FG | MFG | Downs | TOs | Half | Game | Points^ | PPP |
|-----------------|-----|-------|----|----|-----|-------|-----|------|------|---------|------|
| SAN DIEGO STATE | 13 | 12 | 10 | 2 | 0 | 0 | 1 | 0 | 0 | 66 | 5.08 |
| OPPONENTS | 10 | 10 | 10 | 0 | 0 | 0 | 0 | 0 | 0 | 60 | 6.00 |

^ - Does not include PAT; PPP - Points per possession

PUNT ANALYSIS

| Name | Punts | Yards | Avg. | Returns | Yards | Avg. | Net Pct. Not | | | Opp. Territory | | | Adj. 50 & Out | | |
|------------------|-----------|-------------|--------------|-----------|------------|-------------|--------------|--------------|-----------|----------------|----------|----------|---------------|-----------|--------------|
| | | | | | | | Average | Returned | In 20 | In 10 | In 5 | No. | Yds. | No. | Avg. |
| Joel Alesi | 27 | 1053 | 39.00 | 9 | 48 | 5.33 | 37.22 | 66.67 | 15 | 7 | 1 | 5 | 159 | 22 | 40.64 |
| TOTALS | 27 | 1053 | 39.00 | 9 | 48 | 5.33 | 37.22 | 66.67 | 15 | 7 | 1 | 5 | 159 | 22 | 40.64 |
| OPPONENTS | 32 | 1355 | 42.34 | 13 | 122 | 9.38 | 38.53 | 59.33 | 12 | 1 | 0 | 5 | 153 | 27 | 44.52 |

Returns - times the opponent returned a punt, Yards - yards for the returned punts, Avg. - yards per returned punt, Pct. Not Returned - percent of the punts that were not returned, In 20 - inside 20, In 20 - inside 10, In 5 - inside 5, Opp. Territory - number and yards of punts inside opponents' territory, Adj. 50 & Out - punt average excluding punts inside opponents' territory.

KICKOFF ANALYSIS

| Name | Total | NR | FC | Muf | NA | TB | In 20 | In 25 | OB | OnS | Squib | Total YL | Return YL | AFP | AFP w/R |
|------------------|-----------|----------|----------|----------|----------|----------|----------|----------|----------|----------|----------|------------|------------|--------------|--------------|
| Seamus McMorrow | 29 | 9 | 0 | 0 | 0 | 9 | 9 | 5 | 0 | 0 | 1 | 685 | 493 | 23.62 | 24.65 |
| TOTALS | 29 | 9 | 0 | 0 | 0 | 9 | 9 | 5 | 0 | 0 | 1 | 685 | 493 | 23.62 | 24.65 |
| OPPONENTS | 25 | 9 | 0 | 0 | 2 | 7 | 3 | 4 | 1 | 0 | 0 | 634 | 362 | 25.36 | 22.63 |

NR - no return, FC - fair catch, MUF - muffed, NA - no attempt of a return, TB - touchback, In 20 - inside 20, In 25 - inside 25, OB - out of bounds, Squib - squibs, Total YL - opponent total yardline, Return YL - opponent total yardline on returns, AFP - average field position on kickoffs, AFP/R - average field position on returned kickoffs.

LAST TIME IT HAPPENED

| TEAM | San Diego State | Opponent |
|--|--|--|
| Scored, 60 or More Points..... | Nov. 3, 1990 vs. Utah (66) | Nov. 15, 2008 vs. No. 7 Utah* (63) |
| Scored, 50 or More Points..... | Oct. 4, 2013 vs. Nevada* (51) | Sept. 29, 2012 at Fresno State* (52) |
| Scored, 40 or More Points..... | Dec. 21, 2013 vs. Buffalo (49) | Nov. 30, 2013 at UNLV* (45) |
| Total Offense, 600 Yards or More..... | Sept. 27, 2008 vs. Idaho (603) | Sept. 29, 2012 at Fresno State* (655) |
| Total Offense, 500 Yards or More..... | Sept. 8, 2014 at No. 21 North Carolina (509) | Oct. 4, 2013 vs. Nevada* (570) |
| Total Offense, 400 Yards or More..... | Oct. 10, 2014 at New Mexico* (470) | Sept. 27, 2014 vs. UNLV* (455) |
| Total Offense, 85 or More Plays..... | Oct. 26, 2013 vs. No. 15 Fresno State* (87) | Oct. 4, 2013 vs. Nevada* (109) |
| Total Offense, 75 or More Plays..... | Nov. 30, 2013 at UNLV* (75) | Nov. 16, 2013 at Hawaii** (84) |
| 30 or More First Downs..... | Nov. 27, 2010 vs. UNLV* (30) | Oct. 4, 2013 vs. Nevada* (33) |
| 25 or More First Downs..... | Sept. 27, 2014 vs. UNLV* (25) | Sept. 27, 2014 vs. UNLV* (26) |
| Two-Point Conversion..... | Nov. 9, 2013 at San José State* | Nov. 12, 2011 at Colorado State* |
| Rushing, 400 Yards or More..... | Nov. 24, 2012 at Wyoming* (400) | Sept. 10, 2011 vs. Army (403) |
| Rushing, 300 Yards or More..... | Oct. 10, 2014 at New Mexico* (397) | Nov. 10, 2012 vs. Air Force* (320) |
| Rushing, 70 or More Attempts..... | Nov. 17, 1979 vs. Texas-El Paso (71) | Sept. 10, 2011 vs. Army (77) |
| Rushing, 60 or More Attempts..... | Nov. 15, 1980 at Texas-El Paso (67) | Nov. 10, 2012 vs. Air Force* (68) |
| Rushing, 50 or More Attempts..... | Oct. 27, 2012 vs. UNLV* (54) | Oct. 4, 2013 vs. Nevada* (58) |
| Rushing, 7 or More Touchdowns..... | Sept. 14, 1991 vs. Pacific (7) | |
| Rushing, 6 or More Touchdowns..... | Oct. 5, 1991 at Hawaii (6) | |
| Rushing, 5 or More Touchdowns..... | Dec. 21, 2013 vs. Buffalo (5) | |
| Rushing, 4 or More Touchdowns..... | Sept. 27, 2014 vs. UNLV* (4) | |
| Passing, 500 Yards or More..... | Nov. 20, 2010 vs. No. 25 Utah* (528) | Sept. 29, 2012 at Fresno State* (536) |
| Passing, 400 Yards or More..... | Dec. 17, 2011 vs. La.-Lafayette (413) | Sept. 29, 2012 at Fresno State* (536) |
| Passing, 300 Yards or More..... | Sept. 6, 2014 at No. 21 North Carolina (341) | Sept. 27, 2014 vs. UNLV* (346) |
| Passing, 50 or More Attempts..... | Aug. 31, 2013 vs. Eastern Illinois (64) | Oct. 26, 2013 vs. No. 15 Fresno State* (57) |
| Passing, 40 or More Attempts..... | Nov. 30, 2013 at UNLV* (46) | Nov. 9, 2013 at San José State* (48) |
| Passing, 30 or More Attempts..... | Sept. 6, 2014 at No. 21 North Carolina (39) | Sept. 27, 2014 vs. UNLV* (33) |
| Passing, 30 or More Completions..... | Nov. 19, 2011 vs. No. 10 Boise State* (30) | Oct. 26, 2013 vs. No. 15 Fresno State* (35) |
| Passing, 25 or More Completions..... | Aug. 31, 2013 vs. Eastern Illinois (27) | Nov. 9, 2013 at San José State* (25) |
| Passing, 20 or More Completions..... | Sept. 6, 2014 at No. 21 North Carolina (23) | Sept. 6, 2014 at No. 21 North Carolina (21) |
| Passing, 6 or More Touchdowns..... | Oct. 24, 2009 at Colorado State* (6) | |
| Passing, 5 or More Touchdowns..... | Oct. 24, 2009 at Colorado State* (6) | Nov. 30, 2013 at UNLV* (5) |
| Shut Out..... | Sept. 4, 2010 vs. Nicholls State (W, 47-0) | Nov. 18, 2006 at TCU* (L, 0-52) |
| Shut Out Through 3 Quarters..... | Sept. 4, 2010 vs. Nicholls State (W, 47-0) | Nov. 21, 2009 at No. 23 Utah* (L, 7-38) |
| Shut Out Through Halftime..... | Aug. 30, 2014 vs. Northern Arizona (W, 38-7) | Sept. 7, 2013 at No. 3 Ohio State (L, 7-42) |
| Shut Out Through 1 Quarter..... | Oct. 10, 2014 at New Mexico* (W, 24-14) | Oct. 3, 2014 at Fresno State* (L, 13-24) |
| Recorded a Safety..... | Oct. 4, 2013 vs. Nevada* (W, 51-44 (ot)) | Aug. 30, 2008 vs. Cal Poly (L, 27-29) |
| Allowed No Offensive Touchdowns..... | Sept. 4, 2010 vs. Nicholls State (W, 47-0) | Dec. 20, 2012 vs. Brigham Young (L, 6-23) |
| Allowed 200 Yards or Less Total Offense..... | Oct. 6, 2012 vs. Hawaii** (173) | Oct. 11, 2008 vs. Air Force* (165) |
| Allowed 100 Yards or Less Total Offense..... | Sept. 19, 1970 at North Texas State (59) | Oct. 4, 2008 at TCU* (85) |
| Allowed 50 Yards or Less Rushing..... | Oct. 26, 2013 vs. No. 15 Fresno State* (43) | Nov. 13, 2010 at No. 3 TCU* (38) |
| Allowed 100 Yards or Less Rushing..... | Sept. 20, 2014 at Oregon State (97) | Nov. 30, 2013 at UNLV* (88) |
| Allowed 100 Yards or Less Passing..... | Nov. 10, 2012 vs. Air Force* (73) | Oct. 3, 2014 at Fresno State* (84) |
| Allowed 10 First Downs or Fewer..... | Nov. 5, 2011 vs. New Mexico* (8) | Nov. 13, 2010 at No. 3/3 TCU* (7) |
| Did Not Commit a Turnover..... | Nov. 2, 2013 vs. New Mexico* (0) | Nov. 30, 2013 at UNLV* (0) |
| Recorded 6 or More Turnovers..... | Sept. 13, 2003 at Texas-El Paso (6) | |
| Recorded 5 or More Turnovers..... | Aug. 31, 2013 vs. Eastern Illinois (5) | |
| Intercepted 5 or More Passes..... | Nov. 17, 2001 vs. Wyoming (6) | |
| Intercepted 4 or More Passes..... | Aug. 31, 2006 vs. Texas-El Paso (4) | |
| Intercepted 3 or More Passes..... | Dec. 20, 2012 vs. Brigham Young (3) | Sept. 6, 2014 at No. 21 North Carolina (3) |
| Recovered 4 Fumbles..... | Sept. 27, 2003 at UCLA (4) | Nov. 16, 2013 at Hawaii** (4) |
| Recovered 3 Fumbles..... | Oct. 6, 2012 vs. Hawaii** (3) | Nov. 16, 2013 at Hawaii** (4) |
| Scored a Defensive Touchdown..... | Nov. 23, 2013 vs. Boise State* (interception return) | Sept. 6, 2014 at No. 21 North Carolina (interception return) |
| Recorded 10 or More Tackles For Loss..... | Sept. 1, 2012 at Washington (10) | |
| Recorded 5 or More Sacks..... | Sept. 27, 2014 vs. UNLV* (6) | Sept. 29, 2012 at Fresno State* (5) |
| No Penalties..... | Oct. 13, 2012 vs. Colorado State* | |
| Time of Possession, 35 plus minutes..... | Sept. 6, 2014 at No. 21 North Carolina (37:26) | Sept. 20, 2014 at Oregon State (35:27) |

LAST TIME IT HAPPENED, cont.

INDIVIDUAL

| | |
|-------------------------------|--|
| Rushing, 300 Yards or More | 300, by Marshall Faulk vs. Hawai'i, W - 52-28, Nov. 14, 1992 |
| Rushing, 200 Yards or More | 246, by Donnel Pumphrey at New Mexico*, W - 24-14, Oct. 10, 2014 |
| Rushing, 150 Yards or More | 246, by Donnel Pumphrey at New Mexico*, W - 24-14, Oct. 10, 2014 |
| Rushing, 100 Yards or More | 246, by Donnel Pumphrey at New Mexico*, W - 24-14, Oct. 10, 2014 |
| Had two 100-yard rushers | 246, by Donnel Pumphrey and 141, by Chase Price at New Mexico*, W - 24-14, Oct. 10, 2014 |
| Rushing, 40 Times or More | 40, by Lynell Hamilton vs. Wyoming*, W - 25-20, Oct. 25, 2003 |
| Rushing, 35 Times or More | 40, by Lynell Hamilton vs. Wyoming*, W - 25-20, Oct. 25, 2003 |
| Rushing, 30 Times or More | 32, by Ronnie Hillman at UNLV*, W - 31-14, Nov. 26, 2011 |
| Rushing, 25 Times Or More | 29, by Adam Muema vs. Buffalo, W - 49-24, Dec. 21, 2013 |
| Rushing, 4 Touchdowns or More | 4, by Donnel Pumphrey vs. UNLV*, W - 34-17, Sept. 27, 2014 |
| Rushing, 3 Touchdowns or More | 4, by Donnel Pumphrey vs. UNLV*, W - 34-17, Sept. 27, 2014 |
| Rushing, 2 Touchdowns or More | 2, by Donnel Pumphrey at New Mexico*, W - 24-14, Oct. 10, 2014 |
| Had a run of 80 yards or more | 93, by Donnel Pumphrey at New Mexico*, W - 24-14, Oct. 10, 2014 |
| Had a run of 70 yards or more | 93, by Donnel Pumphrey at New Mexico*, W - 24-14, Oct. 10, 2014 |
| Had a run of 60 yards or more | 93, by Donnel Pumphrey at New Mexico*, W - 24-14, Oct. 10, 2014 |
| Had a run of 50 yards or more | 93, by Donnel Pumphrey at New Mexico*, W - 24-14, Oct. 10, 2014 |

| | |
|--------------------------------------|---|
| Passing, 500 Yards or More | 528, by Ryan Lindley vs. No. 25 Utah*, L - 34-38, Nov. 20, 2010 |
| Passing, 400 Yards or More | 413, by Ryan Lindley vs. Louisiana-Lafayette, L - 30-32, Dec. 17, 2011 |
| Passing, 300 Yards or More | 341, by Quinn Kaehler at No. 21 North Carolina, L - 27-31, Sept. 6, 2014 |
| Attempted 50 or more passes | 63, by Adam Dingwell vs. Eastern Illinois, L - 19-40, Aug. 31, 2013 |
| Attempted 40 or more passes | 46, by Quinn Kaehler at UNLV*, L - 19-45, Nov. 30, 2013 |
| Attempted 30 or more passes | 39, by Quinn Kaehler at No. 21 North Carolina, L - 27-31, Sept. 6, 2014 |
| Completed 40 or more passes | 40, by Todd Santos vs. Stanford, L - 40-44, Oct. 17, 1987 |
| Completed 35 or more passes | 36, by Ryan Lindley vs. No. 25 Utah*, L - 34-38, Nov. 20, 2010 |
| Completed 30 or more passes | 30, by Ryan Lindley vs. No. 10 Boise State*, L - 35-52, Nov. 19, 2011 |
| Threw six touchdown passes | 6, by Ryan Lindley at Colorado State*, W - 42-28, Oct. 24, 2009 |
| Threw five touchdown passes | 6, by Ryan Lindley at Colorado State*, W - 42-28, Oct. 24, 2009 |
| Threw four touchdown passes | 4, by Ryan Lindley vs. Cal Poly, W - 49-21, Sept. 3, 2011 |
| Threw three touchdown passes | 3, by Quinn Kaehler at Air Force*, W - 27-20, Oct. 10, 2013 |
| Completed a pass of 80 yards or more | 80, by Quinn Kaehler to Colin Lockett vs. Oregon State, L - 30-34, Sept. 21, 2013 |
| Completed a pass of 70 yards or more | 75, by Quinn Kaehler to Ezell Ruffin vs. New Mexico*, W - 35-30, Nov. 2, 2013 |
| Completed a pass of 60 yards or more | 75, by Quinn Kaehler to Ezell Ruffin vs. New Mexico*, W - 35-30, Nov. 2, 2013 |
| Completed a pass of 50 yards or more | 59, by Quinn Kaehler to Ezell Ruffin at No. 21 North Carolina, L - 27-31, Sept. 6, 2014 |

RECEIVING

| | |
|---------------------------------|---|
| Caught 15 or more passes | 15, by DeMarco Sampson at Colorado State*, W - 42-28, Oct. 24, 2009 |
| Caught 10 or more passes | 10, by Ezell Ruffin vs. No. 15 Fresno State*, L - 28-35 (ot), Oct. 26, 2013 |
| Had 200 or more yards receiving | 257, by DeMarco Sampson at Colorado State*, W - 42-28, Oct. 24, 2009 |
| Had 150 or more yards receiving | 165, by Ezell Ruffin vs. New Mexico*, W - 35-30, Nov. 2, 2013 |
| Had 100 or more yards receiving | 106, Colin Lockett at Hawai'i, W - 28-21 (ot), Nov. 16, 2013 |
| Had two 100-yard receivers | 125, by Gavin Escobar and 102, by Colin Lockett vs. Fresno State, W - 35-28, Dec. 3, 2011 |
| Caught three or more TDs | 3, by Colin Lockett vs. Louisiana-Lafayette, L - 30-32, Dec. 17, 2011 |
| Caught two or more TDs | 2, by Ezell Ruffin vs. New Mexico, W - 35-30, Nov. 2, 2013 |

TOTAL OFFENSE

| | |
|--|---|
| Had 500 or more yards total offense | 518, by Ryan Lindley vs. No. 25 Utah, L - 34-38, Nov. 20, 2010 |
| Had 400 or more yards total offense | 419, by Ryan Lindley vs. Louisiana-Lafayette, L - 30-32, Dec. 17, 2011 |
| Had 100 yards both passing and rushing | 229 (passing), 101 (rushing), by Kevin O'Connell at Brigham Young*, L - 16-49, Nov. 6, 2004 |

SCORING

| | |
|---------------------------------|--|
| Accounted for five or more TDs | 5, by Ryan Katz vs. Hawai'i*, W - 52-14, Oct. 6, 2012 |
| Accounted for four or more TDs | 4, by Donnel Pumphrey vs. UNLV*, W - 34-17, Sept. 27, 2014 |
| Accounted for three or more TDs | 4, by Dnnel Pumphrey vs. UNLV*, W - 34-17, Sept. 27, 2014 |

RETURNS

| | |
|--|---|
| Returned a fumble for a touchdown | 52, by Everett Beed vs. Air Force*, W - 28-9, Nov. 10, 2012 |
| Returned an interception for a touchdown | 18, by J.J. Whittaker vs. Boise State*, W - 34-31 (ot), Nov. 23, 2013 |
| Returned a kickoff for a touchdown | 100, by Colin Lockett at No. 19 Boise State*, W - 21-19, Nov. 3, 2012 |
| Returned a punt for a touchdown | 67, by Lloyd Mills vs. Northern Arizona, W - 38-7, Aug. 30, 2014 |

LAST TIME IT HAPPENED, cont.

Returned a two-point conversionby David Lamar at New Mexico State, W - 26-16, Sept. 28, 2013
 Returned a blocked punt for a touchdownby Freddy Keiaho vs. New Mexico*, L - 24-47, Oct. 22, 2005
 Returned a blocked field goal for a touchdownHas not happened since start of 2003 season

DEFENSE

Intercepted two or more passes2, by J.J. Whittaker vs. Boise State*, W - 34-31 (ot), Nov. 23, 2013
 Recovered three or more fumblesNever
 Recovered two or more fumbles2, by Kirk Morrison at New Mexico*, L - 8-15, Nov. 9, 2002
 Recorded 15 or more tackles15, by Nat Berhe at Nevada*, W - 39-38 (ot), Oct. 20, 2012
 Recorded 10 or more tackles11 by Josh Gavert at New Mexico*, W - 24-14, Oct. 10, 2014
 Recorded three or more quarterback sacks in a game3.0, by Heath Farwell vs. Nevada, W - 27-10, Sept. 25, 2004
 Recorded two quarterback sacks in a game2.0 by Alex Barrett vs. UNLV*, W - 34-17, Sept. 27, 2014
 Recorded four tackles for loss4.0, by Miles Burris vs. Colorado State*, W - 48-14, Nov. 6, 2010
 Recorded three tackles for loss3.0 by Calvin Munson at Fresno State*, L - 13-24, Oct. 3, 2014

SPECIAL TEAMS

Scored 15 or more points kicking16, by Tommy Kirovski at Hawaii, L - 40-41, Dec. 7, 2002
 Scored 10 or more points kicking10, by Donny Hageman vs. UNLV*, W - 34-17, Sept. 27, 2014
 Kicked five or more field goalsNever
 Kicked four or more field goals4, by Wes Feer vs. Eastern Illinois, L - 19-40, Aug. 31, 2013
 Kicked three or more field goals3, by Wes Feer vs. Oregon State, L - 30-34, Sept. 21, 2013
 Kicked two field goals of 50 or more yards51 and 50, by Chris O'Brien vs. New Mexico, W - 37-31, Nov. 17, 1984
 Kicked a 50-yard field goal53, by Abel Perez vs. UNLV*, W - 48-14, Nov. 27, 2010
 Kicked a punt 70 or more yards89, by Brian Stahovich at Wyoming*, W - 48-38, Oct. 30, 2010
 Kicked a punt 60 or more yards61, by Brian Stahovich vs. Wyoming*, L - 27-30, Oct. 29, 2011
 Punted nine or more times9, by Brian Stahovich at No. 3/3 TCU*, L - 35-40, Nov. 13, 2010
 Totaled 100 or more kick return yards105, by Colin Lockett at San José State*, W - 34-30, Nov. 9, 2013
 Totaled 100 or more punt return yards107, by Kyle Conerly vs. UNLV*, W - 31-21, Oct. 26, 2002
 Blocked a puntby Kameron Kelly vs. UNLV*, W - 34-17, Sept. 27, 2014
 Blocked a field goalby Sam Meredith at Fresno State*, L - 13-24, Oct. 3, 2014
 Blocked a PATby Sam Meredith at New Mexico State, W - 26-16, Sept. 28, 2013