




*Kim Goetz owns the school record for free-throw percentage in a career, hitting 85.4 percent from the charity stripe.*



## Inside:

Team Records	94
Team Season Records	96
Individual Game Records	98
Top Game Performances	100
Miscellaneous Records	102
Individual Season Records	104
Individual Career Records	107
Freshman Season Records	110
Mountain West Records	111
Viejas Arena Records	113

# Team Records



MOUNTAIN WEST-RECORD 10-TIME CONFERENCE CHAMPION

## Team Single-Game

### Points

#### Most Game

140 vs. Chapman (140-37), Jan. 15, 1954

#### Most Division I Game

138 vs. U.S. International (138-93), Feb. 20, 1986

#### Most Conference Game

115 vs. San José State (115-102), Feb. 12, 1971

#### Most Mountain West Game

98 at TCU (98-92, ot), March 3, 2012

#### Most Game/Both Teams

231 vs. U.S. International (138-93), Feb. 20, 1986 and vs. UNLV (113-118), Dec. 11, 1976

#### Most Conference Game/Both Teams

217 vs. San José State (115-102), Feb. 12, 1971

#### Most Mountain West Game/Both Teams

191 at Colorado State (89-102), March 3, 2003

#### Fewest Points/Game

3 vs. Alumni (3-24) at Stanford, Dec. 26, 1921

#### Fewest Points/Division I Game

36 at Washington (36-49), Dec. 7, 2014

#### Fewest Points/Conference Game and Fewest Points/Mountain West Game

38 at Utah (38-86), Feb. 11, 1999

### Rebounding

#### Most Game

75 vs. Portland State (86-53), Dec. 15, 1972

#### Most Mountain West Game

52 vs. UNLV (92-56), March 5, 2016

### Field Goal Shooting

#### Most Field Goals/Game

56 vs. Chapman (140-37), Jan. 15, 1954 and Morgan State (128-68), Dec. 1, 1984

#### Most Field Goals/Mountain West Game

35 vs. Wyoming (96-57), Jan. 29, 2011

#### Most Field Goals Attempted/Game

109 vs. Brigham Young (91-123), Jan. 24, 1980

#### Most Field Goals Att./Mountain West Game

90 at Colorado State (82-92, 2ot), Jan. 24, 2004

#### Highest Field Goal Percentage/Game

74.1 percent (43-of-58) vs. UC Santa Barbara (96-70), March 2, 1978

#### Highest Field Goal Pct./Mountain West Game

68.2 percent (30-of-44) vs. Wyoming (79-51), Feb. 19, 2013

### Free Throw Shooting

#### Most Free Throws Made/Game

38 vs. Westmont (106-91), Dec. 10, 1992

#### Most Free Throws Made/Mountain West Game

33 vs. UNLV (91-93, ot), Feb. 12, 2005

#### Highest Free Throw Percentage/Game

100.0 percent (13-of-13) vs. Fresno State, Feb. 16, 1978

#### Highest Free Throw Pct./Mountain West Game

100.0 percent (12-of-12) at Air Force, Jan. 11, 2003

### Three-Point Field Goals

#### Most Three-Point Field Goals/Game

17 vs. Wyoming (33 att.) (96-57), Jan. 29, 2011

#### Most Three-Point FGs/Mountain West Game

17 vs. Wyoming (33 att.) (96-57), Jan. 29, 2011

#### Highest Three-Point Field Goal Percentage/Game

76.9 percent (10-of-13) vs. Southern Miss (79-51), Nov. 20, 2005 (min: 12 att.); 81.8 pct (9-of-11) vs. UCSD, Nov. 15, 2007 (min: 11 att)

#### Highest Three-Point FG Pct./Mountain West Game

69.2 percent (9-of-13) vs. New Mexico (75-69), Jan. 25, 2006 (min: 12 att.)

### Other Statistics

#### Most Assists/Game

34 vs. Portland State (110-80), Jan. 10, 1976

#### Most Assists/Mountain West Game

23 at Wyoming (83-85), Jan. 9, 2010 and vs. Colorado State (86-62), March 1, 2008

#### Most Steals/Mountain West Game

15 vs. Wyoming (81-88), Jan. 22, 2005

#### Most Turnovers/Game

46 at Lamar (65-90), Dec. 22, 1992

#### Most Turnovers/Mountain West Game

28 vs. UNLV (79-80), Jan. 26, 2002

#### Fewest Turnovers/Game

3 vs. Pomona-Pitzer (89-54), Dec. 31, 2009

#### Fewest Turnovers/Mountain West Game

4 vs. Wyoming (43-45), March 14, 2015; vs. Nevada (73-58), Feb. 8, 2014; at Colorado State (65-56), Feb. 1, 2014; vs. Fresno State (68-60), Jan. 15, 2014; vs. Utah (85-53), Feb. 8, 2011

#### Most Blocked Shots/Mountain West Game

11 vs. Wyoming (96-57), Jan. 29, 2011 and vs. Wyoming (85-88), Jan. 21, 2002

## Team Single-Season

### Wins/Losses

#### Most Wins/Season

34 in 2010-11 (34-3)

#### Most Wins/Division I Season

34 in 2010-11 (34-3)

#### Most Wins/Conference Season

16 in 2015-16 and 2013-14 (16-2/MW)

#### Most Wins/Mountain West Season

16 in 2015-16 and 2013-14 (16-2)

#### Fewest Losses/Season

2 in 1931-32 (13-2-1)

#### Fewest Losses/Division I Season

3 in 2010-11 (34-3)

#### Fewest Losses/Conference Season

0 in 1922-23 (6-0/SCJC) and 1924-25 (6-0/SCJC)

#### Fewest Losses/Division I Conference Season

2 in 2015-16 and 2013-14 (16-2/MW); 2010-11 (14-2/MW)

#### Most Games Played/Season

38 in 2015-16 (28-10)

### Points

#### Most Points Scored/Season

2,660 in 2010-11 (71.9 points per game)

#### Highest Scoring Average/Season

86.9 in 1970-71 (2,261 points in 26 games)

#### Highest Scoring Margin/Division I Season

+13.3 in 2013-14 (31-5)

#### Fewest Points Scored/Division I Season

1,745 in 1998-99 and 1999-00

#### Lowest Scoring Average/Division I Season

61.8 in 2014-15 (2,226 points in 36 games)

#### Lowest Scoring Margin/Division I Season

-13.1 in 1991-92 (2-26)

### Rebounds

#### Most Rebounds/Season

1,476 in 1966-67 (50.9 per game)

#### Most Rebounds/Division I Season

1,475 in 2015-16 (38.8 per game)

#### Highest Rebound Average/Season

53.2 in 1971-72 (1,489 in 28 games)

#### Highest Rebound Margin/Division I Season

+6.7 in 2010-11

#### Lowest Rebound Margin/Division I Season

-7.6 in 1998-99

### Field Goal Shooting

#### Most Field Goals/Season

991 in 2010-11 (34-3)

#### Most Field Goals Attempted/Season

2,141 in 2010-11 (34-3)

#### Highest Field Goal Percentage/Season

50.8 percent (919-of-1,810) in 1977-78 (19-9)

### Free Throw Shooting

#### Most Free Throws Made/Season

613 in 2015-16 (28-10)

#### Most Free Throws Made/Division I Season

613 in 2015-16 (28-10)

#### Most Free Throws Attempted/Division I Season

902 in 2013-14 (31-5)

#### Highest Free Throw Percentage/Season

73.5 percent (431-of-586) in 1968-69 (10-15)

#### Highest Free Throw Percentage/Division I Season

72.8 percent (558-of-767) in 2005-06 (24-9)

### Three-Point Field Goal Shooting

#### Most Three-Point Field Goals/Season

233 in 2016-17 (19-14)

#### Most Three-Point Field Goal Attempts/Season

736 in 2016-17 (19-14)

#### Highest Three-Point FG Percentage/Season

43.7 percent (131-of-300) in 1987-88 (12-17)

### Other Statistics

#### Most Assists/Season

602 in 1977-78 (21.5 assists per game) (19-9)

#### Highest Assist Average/Season

21.5 in 1977-78 (602 assists) (19-9)

#### Most Steals/Season

287 in 2008-09 (26-10)

#### Most Blocked Shots/Season

207 in 2015-16 (28-10)

### Streaks and Miscellaneous

#### Highest Average Home Attendance

12,414 in 2014-15 (16-1); 2013-14 (15-1); 2012-13 (14-1)

#### Longest Winning Streak/Season

20 games in 2013-14 (31-5); 2010-11 (34-3)

#### Longest Winning Streak/Division I Season

20 games in 2013-14 (31-5); 2010-11 (34-3)

#### Longest Home Court Win Streak/Division I Season

16 games in 1981-82 (total streak was 17 games when including final home game of 1980-81)

#### Longest Home Court Win Streak/Viejas Arena

29 games from Nov. 20, 2013-Feb. 14, 2015 (broken: Feb. 28, 2015) (final 14 home games of 2013-14 and first 15 home games of 2014-15)



# Team Records/Streaks



MOUNTAIN WEST-RECORD 10-TIME CONFERENCE CHAMPION

## Largest Margin of Victory

Pl.	Opponent	Date	Score	Margin
1.	Chapman	1-15-54	140-37	103
2.	St. Katherine College	12-27-13	118-35	83
3.	Morgan State	12-1-84	128-68	60
4.	Vanguard	12-2-98	103-49	54
5.	San Diego Christian	11-20-13	93-41	52
6.	Redlands	12-30-11	94-43	51
	Cal Tech	1-21-39	65-14	51
8.	Cal State Fullerton	2-10-70	112-66	46
9.	UC San Diego	11-27-01	98-53	45
	U.S. International	2-20-86	138-93	45
	Fullerton JC	2-7-25	51-6	45

## Worst Defeats

Pl.	Opponent	Date	Score	Margin
1.	at Utah	2-11-99	38-86	48
2.	at Southern California	11-17-98	54-101	47
	at Stanford	2-24-97	50-97	47
4.	at Alabama-Birmingham	12-23-89	46-91	45
	at Wyoming	2-7-81	57-102	45
6.	TCU	1-17-98	61-105	44
	at Utah State	12-17-62	57-101	44
	Firestones	1-6-34	22-66	44
9.	at Brigham Young	2-27-82	66-106	40
10.	at Occidental	2-1-29	15-54	39

## Highest Scoring Games

Pl.	Opponent	Date	Score	Total Pts.
1.	U.S. International	2-20-86	138-93	231
	UNLV	12-11-76	113-118	231
3.	U.S. International	2-27-91	123-103	226
4.	San José State	2-12-71	115-102	217
5.	Brigham Young	1-24-80	91-123	214
6.	at New Mexico	12-20-76	104-107	211
7.	North Texas State	1-3-77	100-108	208
8.	at Cal Poly-SLO	2-20-54	110-96	206
9.	U.S. International	2-10-90	108-97	205

## Lowest Scoring Games

Since 1971

Pl.	Opponent	Date	Score	Total Pts.
1.	San Diego	12-10-81	41-36	77
2.	CSU Bakersfield	11-20-14	51-27	78
3.	at Washington	12-7-14	36-49	85
4.	Fresno State	2-16-78	45-41	86
5.	Air Force	2-6-08	49-38	87
6.	vs. Wyoming	3-14-15	43-45	88
7.	Air Force	3-1-17	51-38	89
	New Mexico	1-26-13	55-34	89
	at Air Force	3-8-08	43-46	89
10.	at Arizona	12-23-82	44-46	90
	at UC Irvine	2-18-78	48-42	90

## Longest Winning Streaks

Pl.	Began	Ended	Team to End Streak	Games
1.	11-20-13	2-11-14	Wyoming - L, 62-68	20
	11-13-10	1-26-11	Brigham Young - L, 58-71	20
3.	12-9-55	1-28-56	Fresno State - L, 86-88	13
4.	12-30-15	2-10-16	Fresno State - L, 57-58	11
	11-13-12	12-25-12	Arizona - L, 67-68	11
	12-4-11	1-28-12	Colorado State - L, 60-77	11
7.	12-23-66	2-3-67	Nevada Southern - L, 64-68	9
8.	11-10-07	11-29-07	Western Michigan - L, 73-84	8
	1-11-06	2-11-06	Utah - L, 65-67	8
	11-29-84	12-28-84	TCU - L, 70-72	8
	2-3-68	3-8-68	UC Irvine - L, 69-78	8
	2-7-58	3-4-58	Fresno State - ot-L, 73-76	8

## Longest Conference Winning Streaks

Pl.	Began	Ended	Team to End Streak	Games
1.	12-30-15	2-10-16	Fresno State, L, 57-58	11
2.	1-1-14	2-11-14	Wyoming - L, 62-68	10
3.	1-11-06	2-11-06	Utah - L, 65-67	8
	2-26-66	2-18-67	Fresno State - L, 62-76	8
5.	1-29-11	2-26-11	Brigham Young - L, 67-80	7
	2-9-78	3-3-78	Cal State Fullerton - L, 50-64	7
	2-9-68	1-9-70	Long Beach State - L, 56-60	7
8.	1-23-82	2-18-82	Texas-El Paso - L, 60-62	6
	2-28-74	2-8-75	San José State - L, 73-77	6
	2-7-58	3-4-58	Fresno State - ot-L, 73-76	6

## Longest Home Court Winning Streaks

Pl.	Began	Ended	Team to End Streak	Games
1.	11-20-13	2-28-15	Boise State - L, 46-56	29
2.	1-29-66	1-5-68	Cal Poly-Pomona - L, 72-75	22
3.	2-2-10	2-26-11	Brigham Young - L, 67-80	18
4.	3-7-81	3-6-82	Wyoming - L, 64-66	17
5.	12-3-77	12-29-78	Stanford - L, 84-85	16
	1-25-75	2-12-76	Pacific - L, 62-68	16
	2-24-09	1-23-10	Brigham Young - L, 69-71	*14
8.	1-13-07	1-9-08	Northern Colorado - L, 56-62	13
9.	2-22-12	1-16-13	UNLV - L, 75-82	10
	12-4-11	2-15-12	New Mexico - L, 67-77	10
	11-22-08	2-14-09	Brigham Young - L, 59-69	10
	1-22-71	1-6-72	Long Beach State - L, 75-89	10
	1-10-58	12-13-58	San Diego Marines - L, 66-72	10

## Longest Road/Neutral Winning Streaks

Pl.	Began	Ended	Team to End Streak	Games
1.	11-13-10	1-26-11	Brigham Young - L, 58-71	11
2.	11-28-13	2-11-14	Wyoming - L, 62-68	10
3.	2-2-11	3-24-11	Connecticut (NCAA) - L, 67-74	9
4.	11-29-84	1-18-85	New Mexico - L, 85-94	6
	1-19-68	3-8-68	UC Irvine - L, 69-78	6
6.	2-21-16	3-12-16	Fresno State - L, 63-68	5
	1-2-16	2-10-16	Fresno State - L, 57-58	5
	11-17-12	12-25-12	Arizona - L, 67-68	5
	11-23-11	1-28-12	Colorado State - L, 60-77	5
	1-11-06	2-22-06	Brigham Young - L, 90-100	5

## Longest Non-Conference Winning Streaks<sup>^</sup>

Pl.	Began	Ended	Team to End Streak	Games
1.	12-22-09	11-15-11	Baylor - L, 67-77	21
2.	11-20-13	11-26-14	Arizona - L, 59-61	15
3.	11-13-12	12-25-12	Arizona - L, 67-68	11
	12-31-05	12-2-06	Western Michigan - L, 73-84	10
	1-3-84	12-28-84	TCU - L, 70-72	10
6.	2-23-71	12-17-71	Oregon State - L, 90-96	8
	2-7-67	12-18-67	Indiana State - L, 69-84	8
	2-4-66	12-17-66	Southwest Missouri State - L, 63-73	8
9.	12-4-11	11-11-12	Syracuse - L, 49-62	7
	12-16-00	11-17-01	Texas Tech - L, 71-81	7

<sup>^</sup> - Does not include conference tournament or postseason games.

## Longest Non-Conference Home Winning Streaks

Pl.	Began	Ended	Team to End Streak	Games
1.	11-22-08	11-30-11	Creighton - L, 83-85	*27
2.	2-4-66	12-23-68	Minnesota - L, 60-73	16
3.	11-20-13	11-21-15	Little Rock - L, 43-49	15
	11-27-81	12-30-82	Villanova - L, 57-63	15
5.	12-4-11	11-14-13	Arizona - L, 60-69	14
6.	12-16-00	11-23-02	Eastern Washington - L, 70-75	13
7.	12-8-95	11-14-97	Brigham Young - L, 59-73	10
	12-3-77	12-29-78	Stanford - L, 84-85	10

\* - Includes one game played at Jenny Craig Pavilion on the San Diego campus which the NCAA considers a San Diego State home game.



# Team Season Records



MOUNTAIN WEST-RECORD 10-TIME CONFERENCE CHAMPION

## Consecutive Season Bests (Division I Era)

### Most Victories in Two Seasons

Rk.	Seasons	W	L	Pct.
1.	2011-12	60	11	.845
2.	2010-11	59	12	.831
3.	2014-15	58	14	.806
4.	2015-16	55	19	.743
5.	2013-14	54	16	.771
6.	2009-10	51	19	.729
7.	2012-13	49	19	.721
8.	2016-17	47	24	.662
9.	2008-09	46	23	.667
	2006-07	46	20	.697

Best Percentage: 84.5 pct. (60-11) - 2011-12 seasons.

### Most Victories in Three Seasons

Rk.	Seasons	W	L	Pct.
1.	2014-15-16	86	24	.782
2.	2010-11-12	85	20	.810
	2009-10-11	85	22	.794
4.	2011-12-13	83	22	.790
5.	2013-14-15	81	25	.764
6.	2012-13-14	80	24	.768
7.	2015-16-17	74	33	.692
8.	2008-09-10	71	32	.689
9.	2007-08-09	68	34	.667
10.	2006-07-08	66	33	.667

Best Percentage: 81.0 pct. (85-20) - 2010-11-12 seasons.

### Most Victories in Four Seasons

Rk.	Seasons	W	L	Pct.
1.	2011-12-13-14	114	27	.809
2.	2009-10-11-12	111	30	.787
3.	2013-14-15-16	109	35	.757
4.	2010-11-12-13	108	31	.777
5.	2012-13-14-15	107	33	.764
6.	2008-09-10-11	105	35	.750
	2014-15-16-17	105	38	.734
8.	2007-08-09-10	93	43	.684
9.	2006-07-08-09	92	43	.681
10.	2005-06-07-08	77	51	.602

Best Percentage: 80.9 pct. (114-27) - 2011-12-13-14 seasons.

### Highest 3FG Pct.

Rk.	Season (W-L)	3FG Pct.
1.	1987-88 (12-17)	.43.7
2.	2005-06 (24-9)	.39.6
3.	1988-89 (12-17)	.39.3
4.	1986-87 (5-24)	.38.3
5.	2001-02 (21-12)	.35.9

### Most 3FG Made

Rk.	Season (W-L)	3FG
1.	2016-17 (19-14)	233
2.	2010-11 (34-3)	223
3.	2015-16 (28-10)	222
4.	2005-06 (24-9)	220
5.	2008-09 (26-10)	212

### Lowest Opp. 3FG Pct.

Rk.	Season (W-L)	3FG Pct.
1.	2013-14 (31-5)	.28.8
2.	2015-16 (28-10)	.30.0
3.	2014-15 (27-9)	.30.3
4.	1989-90 (13-18)	.31.0
5.	1994-95 (11-17)	.31.3

### Highest FT Pct.

Rk.	Season (W-L)	FT Pct.
1.	2005-06 (24-9)	.72.8
2.	1977-78 (19-9)	.72.5
3.	1978-79 (15-12)	.72.2
4.	1995-96 (15-12)	.72.0
5.	1972-73 (15-11)	.71.13
6.	1970-71 (12-14)	.71.05

### Most FT Made

Rk.	Season (W-L)	FT
1.	2015-16 (28-10)	613
2.	2013-14 (31-5)	598
3.	2005-06 (24-9)	568
4.	1970-71 (12-14)	557
5.	1984-85 (23-8)	541

### Most Free Throws Attempted

Rk.	Season (W-L)	FTA
1.	2013-14 (31-5)	902
2.	2015-16 (28-10)	892
3.	1984-85 (23-8)	804
4.	1970-71 (12-14)	784
5.	1993-94 (12-16)	777

### Most Assists

Rk.	Season (W-L)	Assists
1.	1977-78 (19-9)	602
2.	1975-76 (16-13)	533
3.	1978-79 (15-12)	523
4.	2010-11 (34-3)	499
5.	1976-77 (13-15)	490

### Most Assists Per Game

Rk.	Season (W-L)	APG
1.	1977-78 (19-9)	21.5
2.	1978-79 (15-12)	19.4
3.	1975-76 (16-13)	18.4
4.	1979-80 (6-21)	18.1
5.	1976-77 (13-15)	17.5

### Most Blocked Shots

Rk.	Season (W-L)	Blocks
1.	2015-16 (28-10)	207
2.	2013-14 (31-5)	183
3.	2014-15 (27-9)	179
4.	2010-11 (34-3)	170
5.	2016-17 (19-14)	164

### Most Steals

Rk.	Season (W-L)	Steals
1.	2008-09 (26-10)	287
2.	1984-85 (23-8)	282
3.	2013-14 (31-5)	274
4.	2006-07 (22-11)	271
5.	2007-08 (20-13)	260

### Highest TO Margin

Rk.	Season (W-L)	+/-
1.	1996-97 (12-15)	+4.7
2.	2013-14 (31-5)	+3.8
3.	1978-79 (15-12)	+3.2
4.	2003-04 (14-16)	+2.6
5.	1981-82 (20-9)	+2.4

### Fewest Turnovers

Rk.	Season (W-L)	TO
1.	2013-14 (31-5)	355
2.	1996-97 (12-15)	386
3.	2016-17 (19-14)	387
4.	1995-96 (15-14)	393
5.	2003-04 (14-16)	399

### Most Turnovers Forced

Rk.	Season (W-L)	FG Pct.
1.	1978-79 (15-12)	539
2.	2008-09 (26-10)	527
3.	1984-85 (23-8)	526
4.	2006-07 (22-11)	525
5.	1981-82 (20-9)	517

### Most Players to Average Double-Figure Scoring

Rk.	Season (W-L)	Players
1.	1972-73 (15-11)	5
	1970-71 (12-14)	5
3.	2010-11 (34-3)	4
	2009-10 (25-9)	4
	2007-08 (20-13)	4
	2006-07 (22-11)	4
	2001-02 (21-12)	4
	1997-98 (13-15)	4
	1995-96 (15-14)	4
	1991-92 (2-26)	4
	1988-89 (12-17)	4
	1981-82 (20-9)	4
	1979-80 (6-21)	4
	1977-78 (19-9)	4
	1971-72 (18-10)	4

### Most Players to Start More Than One Game (since '78-79)

Rk.	Season (W-L)	Players
1.	1992-93 (8-21)	11
2.	2016-17 (19-14)	10
	2004-05 (11-18)	10
	1991-92 (2-26)	10
	1983-84 (15-13)	10
	1980-81 (15-12)	10
7.	2008-09 (26-10)	9
	2007-08 (20-13)	9
	2005-06 (24-9)	9
	1996-97 (12-15)	9
	1994-95 (11-17)	9
	1986-87 (5-25)	9
	1985-86 (10-19)	9
	1979-80 (6-21)	9

### SDSU Division I 100-Point Games

Score	Opponent	Date
138-93	U.S. International	Feb. 20, 1986
128-68	Morgan State	Dec. 1, 1984
123-103	U.S. International	Feb. 27, 1991
119-82	Campbell	Dec. 12, 2006
118-35	St. Katherine College	Dec. 27, 2013
115-102	San José State	Feb. 12, 1971
113-88	Nevada	Dec. 3, 1977
113-118	UNLV	Dec. 11, 1976
112-74	U.S. International	Jan. 22, 1985
112-66	CS Fullerton	Feb. 10, 1970
110-86	Pennsylvania	Dec. 30, 1978
110-80	Portland State	Jan. 10, 1976
109-95	UC Irvine	Feb. 15, 1972
108-97	U.S. International	Feb. 10, 1990
107-95	Hawai'i	Feb. 4, 1971
106-91	Westmont	Dec. 10, 1992
106-95	Fresno State	Feb. 13, 1971
105-83	Prairie View	Dec. 4, 1982
105-70	UC San Diego	Nov. 30, 1981
104-80	Westmont	Dec. 2, 1993
104-100	Oklahoma State	Dec. 13, 1979
104-83	Idaho State	Nov. 28, 1978
104-74	Fordham	Dec. 29, 1977
104-107	New Mexico	Dec. 20, 1976
104-75	Northern Colorado	Dec. 11, 1971
103-49	Southern California College	Dec. 2, 1998
103-94	Hawai'i	Feb. 3, 1996
103-68	U.S. International	Dec. 10, 1987
103-84	Fresno State	Jan. 31, 1976
102-88	UC Irvine	Dec. 2, 1988
102-83	San José State	Jan. 29, 1971
101-77	Fort Hays State	Dec. 1, 1979
100-67	Savannah State	Nov. 28, 2016
100-88	UC Irvine	Nov. 22, 1996
100-85	Texas-El Paso	Feb. 19, 1994
100-88	Doane College	Dec. 7, 1982
100-72	Drake	Nov. 25, 1977
100-108	North Texas State	Jan. 3, 1977
100-88	Wheaton	Dec. 13, 1971
100-75	Loyola Marymount	Jan. 23, 1971
100-85	Seattle	Jan. 9, 1971

### Key

\* - Conference game. ^ - Conference tournament game. + - NIT. # - NCAA Tournament. so - Season Opener. PG - Peterson Gym. SA - Sports Arena. VA or CA - Viejas Arena (formerly Cox Arena). Number prior to opponent indicates opponent national ranking.

RECORDS ▶ TEAM SEASON RECORDS

AZTEC BASKETBALL MEDIA GUIDE



# Individual Game Records



MOUNTAIN WEST-RECORD 10-TIME CONFERENCE CHAMPION

## Points

Rk.	Player	Class	Date	Opponent	Points
1.	Anthony Watson	Sr.	2-20-86	USIU (SA) - W, 138-93	54
2.	Kim Goetz	Sr.	3-3-79	*Utah (SA) - L, 87-100	44
3.	Kim Goetz	Sr.	2-9-79	*Colorado State (SA) - W, 90-83	42
4.	Eddie Morris	Fr.	2-5-80	UNLV (SA) - L, 86-98	41
5.	Michael Cage	Sr.	2-6-84	*at Wyoming - ot-L, 73-83	40
	Will Connelly	So.	12-9-74	(12) Purdue (SA) - L, 87-91	40
	Von Jacobsen	So.	2-8-69	Chapman - W, 99-90	40
8.	Steve Copp	So.	12-21-73	(13) Kansas State (SA) - W, 88-75	39
9.	Kim Goetz	Sr.	3-1-79	*BYU (SA) - L, 95-96	38
10.	Brandon Heath	So.	1-15-05	*at UNLV - W, 81-73	37
	Shawn Jamison	Jr.	2-10-90	USIU (SA) - W, 108-97	37
	Michael Cage	Sr.	12-20-83	at Texas - W, 91-77	37

## Points, Since 1999-2000

Rk.	Player	Class	Date	Opponent	Points
1.	Brandon Heath	So.	1-15-05	*at UNLV - W, 81-73	37
2.	Jamaal Franklin	So.	3-3-12	*at TCU - ot-W, 98-92	35
3.	Aerick Sanders	Sr.	12-31-03	Portland - W, 67-61	34
4.	Chase Tapley	Sr.	12-22-12	vs. San Francisco - W, 80-58	33
	Tony Bland	Jr.	1-29-02	Houston - W, 78-66	33
6.	Brandon Heath	Jr.	2-25-06	*at New Mexico - W, 73-66	32
	Myron Epps	So.	1-29-00	*at Wyoming - L, 87-93	32
8.	Xavier Thames	Sr.	1-25-14	*at Utah State - ot-W, 74-69	31
	Jamaal Franklin	So.	2-25-12	*Colorado State - W, 74-66	31
	Jamaal Franklin	So.	11-13-11	UC Davis - W, 89-74	31
	Evan Burns	Fr.	2-4-03	*New Mexico - W, 89-73	31

## Rebounds

Rk.	Player	Class	Date	Opponent	Rebounds
1.	Michael Cage	Fr.	12-29-80	LaSalle (SA) - W, 93-67	26
2.	Al Skalecky	So.	1965-66	*Cal State Northridge	25
3.	Steve Malovic	Sr.	2-24-79	*at New Mexico - L, 78-84	23
	Chris McMurray	Jr.	12-21-71	vs. Chapman - W, 99-79	23
5.	Al Skalecky	Sr.	1967-68	*Cal State Northridge	22
	Al Skalecky	So.	1965-66	Cal Poly-SLO	22
7.	Kawhi Leonard	Fr.	3-13-10	^at UNLV - W, 55-45	21
	Michael Cage	Sr.	2-6-84	*at Wyoming - ot-L, 73-83	21
	Michael Cage	Jr.	1-31-83	*Air Force (SA) - W, 71-47	21
	Larry Jones	Jr.	1971-72	*Fresno State - W, 73-72	21
	Al Skalecky	Sr.	3-8-68	UC Irvine - L, 69-78	21

## Rebounds, Since 1999-2000

Rk.	Player	Class	Date	Opponent	Rebounds
1.	Kawhi Leonard	Fr.	3-13-10	^at UNLV - W, 55-45	21
2.	Marcus Slaughter	Jr.	1-14-06	*UNLV - W, 83-67	20
3.	Marcus Slaughter	Jr.	3-9-06	^vs. Colorado State - W, 64-52	19
4.	Jamaal Franklin	Jr.	1-9-13	*at Fresno State - W, 65-62	18
	Kawhi Leonard	Fr.	12-9-09	vs. Cal State Fullerton - W, 82-68	18
	Marcus Slaughter	Jr.	1-18-06	*at TCU - W, 76-57	18
	Aerick Sanders	Sr.	11-25-03	vs. Dayton - L, 71-76	18
8.	Josh Davis	Sr.	12-21-13	McNeese State - W, 65-36	17
	Kawhi Leonard	So.	1-12-11	*UNLV - W, 55-49	17
	Marcus Slaughter	Jr.	12-10-05	vs. Washington State - L, 49-60	17

## Assists

Rk.	Player	Class	Date	Opponent	Assists
1.	Tony Gwynn	Jr.	2-5-80	UNLV (SA) - L, 86-98	18
	Eric Martensen	Jr.	1968-69	Chapman	18
3.	Tony Gwynn	Sr.	3-7-81	*New Mexico (SA) - W, 92-84	16
4.	Tony Gwynn	Jr.	2-14-80	*New Mexico (SA) - W, 76-74	14
	Dean Decker	Jr.	12-11-76	(5) UNLV (SA) - L, 113-118	14
6.	Creon Dorsey	Jr.	2-12-85	Long Beach State (SA) - W, 86-69	13
	Andre Ross	Jr.	12-27-83	Oral Roberts (SA) - ot-W, 85-75	13
	Keith Smith	Jr.	3-12-82	~UC Irvine (SA) - L, 69-70	13
	Keith Smith	Jr.	3-4-82	*Colorado State (SA) - W, 68-62	13
	Tony Gwynn	Jr.	1-8-80	*Hawaii (SA) - L, 76-78	13
	Tony Gwynn	So.	2-3-79	*at Brigham Young - L, 80-88	13
	Howard Avery	Jr.	11-28-78	Idaho State (SA) - W, 104-83	13
	Dean Decker	Sr.	1-19-78	UC Irvine (SA) - W, 90-65	13
	Mark Delsman	Sr.	12-11-76	(5) UNLV (SA) - L, 113-118	13

## Assists, Since 1999-2000

Rk.	Player	Class	Date	Opponent	Assists
1.	Winston Shepard	Sr.	3-15-16	-IPFW - W, 79-55	12

2.	Xavier Thames	So.	12-7-11	at San Diego - W, 74-62	11
	Lorenzo Wade	Jr.	3-1-08	*Colorado State - W, 86-62	11
	Richie Williams	Fr.	3-3-06	South Dakota State - W, 88-63	11
	Deandre Moore	So.	3-1-01	*Wyoming - L, 62-69	11
	Deandre Moore	So.	12-2-00	Cal State Sacramento - W, 92-69	11
	Bradley Jackson	Fr.	1-2-00	High Point - W, 74-63	11
8.	11 times (Wesley Stokes 3, Deandre Moore 2, Tony Bland, Brandon Heath, Jeremy Hemsley, Chase Tapley, Lorenzo Wade, Richie Williams; last time: Hemsley vs. Savannah State, 11-28-16)				

## Field Goals

Rk.	Player	Class	Date	Opponent	Field Goals
1.	Eddie Morris	Fr.	2-5-80	UNLV (SA) - L, 86-98	20

## Field Goals, Since 1999-2000

Rk.	Player	Class	Date	Opponent	Field Goals
1.	Billy White	Sr.	11-16-10	at (11/12) Gonzaga - W, 79-76	14
	Randy Holcomb	Sr.	1-8-02	at Texas A&M-CC - W, 82-79	14
	Myron Epps	So.	1-29-00	*at Wyoming - L, 87-93	14
4.	Chase Tapley	Sr.	12-22-12	vs. San Francisco - W, 80-58	13
	Aerick Sanders	Sr.	12-31-03	Portland - W, 67-61	13

## Field Goals Attempted

Rk.	Player	Class	Date	Opponent	Field Goals Att.
1.	Kim Goetz	Sr.	3-3-79	*Utah (SA) - L, 87-100	31

## Field Goals Attempted, Since 1999-2000

Rk.	Player	Class	Date	Opponent	Field Goals Att.
1.	Brandon Heath	Jr.	3-11-06	^vs. Wyoming - ot-W, 69-64	27
2.	Jeremy Hemsley	So.	1-4-17	*at Nevada - L, 69-72	25
3.	Brandon Heath	Sr.	2-20-07	*at New Mexico - ot-W, 81-74	24
	Brandon Heath	So.	2-19-05	*at Colorado State - ot-L, 88-93	24
	Randy Holcomb	Jr.	11-30-01	Florida Atlantic - W, 90-57	24

## Field Goal Percentage (Min. 11 FGM)

Rk.	Player	Class	Date	Opponent	FG Pct.
1.	Billy White	So.	2-14-09	*Wyoming - W, 71-60	12-12, 100.0
2.	Aerick Sanders	Sr.	12-20-03	E. Washington - W, 79-66	11-11, 100.0

## Field Goal Percentage, Since 1999-2000 (Min. 6 FGM)

Rk.	Player	Class	Date	Opponent	FG Pct.
1.	Billy White	So.	2-14-09	*Wyoming - W, 71-60	12-12, 100.0
2.	Aerick Sanders	Sr.	12-20-03	E. Washington - W, 79-66	11-11, 100.0
3.	Zylan Cheatham	So.	11-28-16	Savannah State - W, 100-67	6-6, 100.0
	Garrett Green	Sr.	2-22-12	*Wyoming - ot-W, 67-58	6-6, 100.0
	Billy White	Sr.	3-5-11	*Colorado State - W, 66-48	6-6, 100.0
	Billy White	So.	3-20-09	~Kansas State - W, 70-52	6-6, 100.0
	Tim Shelton	Fr.	12-3-08	at Northern Colo. - W, 73-62	6-6, 100.0
	Kyle Spain	So.	11-21-06	UC Riverside - W, 79-45	6-6, 100.0
	Mike Mackell	Sr.	1-19-02	*Colorado State - W, 81-69	6-6, 100.0
	Marcelo Correa	Sr.	11-18-01	UC San Diego - W, 80-48	6-6, 100.0

## Three-Point Field Goals

Rk.	Player	Class	Date	Opponent	3FG
1.	Tony Ross	Fr.	12-27-86	Manhattan (SA) - W, 77-69	9

## Three-Point Field Goals, Since 1999-2000

Rk.	Player	Class	Date	Opponent	3FG
1.	Chase Tapley	Jr.	11-15-11	at Baylor - L, 67-77	8
	John Sharper	Sr.	3-3-06	South Dakota State - W, 88-63	8
	Brandon Heath	Jr.	2-25-06	*at New Mexico - W, 73-66	8
4.	Jeremy Hemsley	So.	12-7-16	at Grand Canyon - L, 72-76	7
	D.J. Gay	Sr.	1-15-11	*at New Mexico - W, 87-77	7
	Al Faux	Jr.	12-30-00	Oklahoma State - W, 87-66	7
	David Abramowitz	So.	2-10-00	*at Utah - L, 65-83	7

## Three-Point Field Goals Attempted, Since 1999-2000

Rk.	Player	Class	Date	Opponent	3FGA
1.	Aqeel Quinn	Sr.	11-24-14	vs. Brigham Young - 2ot-W, 92-87	15
2.	Brandon Heath	Sr.	2-20-07	*at New Mexico - ot-W, 81-74	14
3.	Brandon Heath	Jr.	2-25-06	*at New Mexico - W, 73-66	13
4.	Jeremy Hemsley	So.	1-4-17	*at Nevada - L, 69-72	12
	Matt Shrigley	Sr.	11-28-16	Savannah State - W, 100-67	12
	Trey Kell	So.	2-13-16	*vs. Air Force - W, 70-61	12
	Matt Shrigley	So.	12-31-14	*Air Force - W, 53-49	12
	Jamaal Franklin	Jr.	1-12-13	*Colorado State - ot-W, 79-72	12
	Brandon Heath	Sr.	3-19-07	~at Syracuse - L, 64-80	12

# Individual Game Records



MOUNTAIN WEST-RECORD 10-TIME CONFERENCE CHAMPION

John Sharper	Sr.	3-3-06	South Dakota State - W, 88-63	12
Brandon Heath	Jr.	2-18-06	*TCU - W, 83-71	12

## Three-Point Field Goal Percentage (Min. 5 3FGM)

Rk.	Player	Class	Date	Opponent	3FG Pct.
1.	Jeremy Hemsley	So.	12-7-16	at Grand Canyon - L, 72-76	7-8, 87.5
	Al Faux	Jr.	12-30-00	Oklahoma State - W, 87-66	7-8, 87.5
3.	Aqeel Quinn	Sr.	3-12-14	^at UNLV - W, 67-64	5-6, 83.3
	Xavier Thames	Sr.	12-1-13	vs. Marquette - W, 67-59	5-6, 83.3
	Xavier Thames	Jr.	12-1-12	vs. UCLA - W, 78-69	5-6, 83.3
	Richie Williams	Sr.	11-27-08	vs. W. Carolina - W, 59-58	5-6, 83.3
	D.J. Gay	Fr.	2-16-08	*at Utah - L, 66-72	5-6, 83.3
	Brandon Heath	So.	3-5-05	*at Utah - L, 60-72	5-6, 83.3
	Brandon Heath	Fr.	11-24-03	vs. Ohio State - W, 83-61	5-6, 83.3

## Three-Point Field Goal Percentage, Since 1999-2000 (Min. 5 3FGM)

Rk.	Player	Class	Date	Opponent	3FG Pct.
1.	Al Faux	Jr.	12-30-00	Oklahoma State - W, 87-66	7-8, 87.5
2.	Max Hoetzel	So.	3-9-17	^vs. Boise State - W, 87-68	5-6, 83.3
	Aqeel Quinn	Sr.	3-12-14	^at UNLV - W, 67-64	5-6, 83.3
	Xavier Thames	Sr.	12-1-13	vs. Marquette - W, 67-59	5-6, 83.3
	Xavier Thames	Jr.	12-1-12	vs. UCLA - W, 78-69	5-6, 83.3
	Richie Williams	Sr.	11-27-08	vs. W. Carolina - W, 59-58	5-6, 83.3
	D.J. Gay	Fr.	2-16-08	*at Utah - L, 66-72	5-6, 83.3
	Brandon Heath	So.	3-5-05	*at Utah - L, 60-72	5-6, 83.3
	Brandon Heath	Fr.	11-24-03	vs. Ohio State - W, 83-61	5-6, 83.3

## Free Throws

Rk.	Player	Class	Date	Opponent	Free Throws
1.	Anthony Watson	Sr.	2-20-86	USIU (SA) - W, 138-93	22

## Free Throws, Since 1999-2000

Rk.	Player	Class	Date	Opponent	Free Throws
1.	Brandon Heath	So.	2-12-05	*UNLV - ot-L, 91-93	17
2.	Jamaal Franklin	So.	3-3-12	*at TCU - ot-W, 98-92	14
	Jamaal Franklin	So.	2-25-12	*Colorado State - W, 74-66	14
4.	Xavier Thames	So.	11-26-11	at UC Santa Barbara - ot-W, 76-75	13
5.	Xavier Thames	Sr.	2-1-14	*Colorado State - W, 65-56	12
	Lorenzo Wade	Sr.	1-21-09	*New Mexico - W, 81-76	12
	Marcus Slaughter	Jr.	1-28-06	*at Wyoming - ot-W, 78-77	12
	Marcus Slaughter	Jr.	1-14-06	*UNLV - W, 83-67	12
	Matt Thomas	Fr.	2-28-05	*Air Force - L, 57-77	12
	Brandon Heath	So.	1-15-05	*at UNLV - W, 81-73	12
	Marcus Slaughter	So.	11-19-04	UC Santa Barbara - ot-L, 72-80	12

## Free Throws Attempted, Since 1999-2000

Rk.	Player	Class	Date	Opponent	Free Throws Att.
1.	Jamaal Franklin	So.	3-3-12	*at TCU - ot-W, 98-92	17
	Brandon Heath	So.	2-12-05	*UNLV - ot-L, 91-93	17
3.	Xavier Thames	So.	11-26-11	at UC Santa Barbara - ot-W, 76-75	16
	Marcus Slaughter	Jr.	1-28-06	*at Wyoming - ot-W, 69-64	16
5.	Winston Shepard	Sr.	11-23-15	East Carolina - W, 79-54	15
	Lorenzo Wade	Sr.	1-21-09	*New Mexico - W, 81-76	15
	Marcus Slaughter	Jr.	12-10-05	Washington State - L, 49-60	15
	Tony Bland	Sr.	3-3-03	*at Colorado State - L, 89-102	15

## Free-Throw Percentage (Min. 10 FT)

Rk.	Player	Class	Date	Opponent	FT Pct.
1.	Brandon Heath	So.	2-12-05	*UNLV - ot-L, 91-93	17-17, 100.0
2.	Bernie Finlay	Sr.	2-26-60	CS Los Angeles - L, 71-98	15-15, 100.0
3.	Xavier Thames	Sr.	2-1-14	*Colorado State - W, 65-56	12-12, 100.0
	Brandon Heath	So.	1-15-05	*at UNLV - W, 81-73	12-12, 100.0
5.	Lorenzo Wade	Sr.	3-13-09	^vs. Brigham Young - W, 64-62	11-11, 100.0
6.	Jeremy Hemsley	Sr.	2-6-16	*New Mexico - ot-W, 78-71	10-10, 100.0
	Kyle Spain	Sr.	2-28-09	*at TCU - ot-W, 79-77	10-10, 100.0
	Brandon Heath	So.	3-10-05	^vs. Air Force - W, 73-68	10-10, 100.0
	Brandon Heath	Fr.	12-13-03	at Texas Tech - L, 68-78	10-10, 100.0
	Chad Nelson	So.	1-14-95	*at Utah - L, 56-67	10-10, 100.0

## Free-Throw Percentage, Since 1999-2000 (Min. 10 FT)

Rk.	Player	Class	Date	Opponent	FT Pct.
1.	Brandon Heath	So.	2-12-05	*UNLV - ot-L, 91-93	17-17, 100.0
2.	Xavier Thames	Sr.	2-1-14	*Colorado State - W, 65-56	12-12, 100.0
	Brandon Heath	So.	1-15-05	*at UNLV - W, 81-73	12-12, 100.0
4.	Lorenzo Wade	Sr.	3-13-09	^vs. Brigham Young - W, 64-62	11-11, 100.0
5.	Jeremy Hemsley	Sr.	2-6-16	*New Mexico - ot-W, 78-71	10-10, 100.0

Kyle Spain	Sr.	2-28-09	*at TCU - ot-W, 79-77	10-10, 100.0
Brandon Heath	Fr.	12-13-03	at Texas Tech - L, 68-78	10-10, 100.0
Brandon Heath	So.	3-10-05	^vs. Air Force - W, 73-68	10-10, 100.0

## Steals

Rk.	Player	Class	Date	Opponent	Steals
1.	Tracy Dildy	Fr.	2-20-86	USIU - W, 138-93	9

## Steals, Since 1999-2000

Rk.	Player	Class	Date	Opponent	Steals
1.	Chase Tapley	Jr.	11-13-11	UC Davis - W, 89-74	7
	Deandre Moore	Sr.	2-1-03	*Colorado State - L, 69-72	7
	Josh Davis	Sr.	3-13-14	vs. Utah State - W, 73-39	6
	Jamaal Franklin	So.	12-30-11	Redlands - W, 94-43	6
	Richie Williams	So.	1-27-07	*Utah - W, 63-53	6
	Marcelo Correa	Jr.	1-2-00	High Point - W, 74-63	6

## Blocked Shots

Rk.	Player	Class	Date	Opponent	Blocked Shots
1.	Skylar Spencer	Sr.	11-27-15	vs. West Virginia - L, 50-72	7
	Marty Dow	Sr.	2-27-91	USIU - W, 123-103	7
	Leonard Allen	Fr.	12-8-81	Cal State Los Angeles - W, 99-60	7

## Blocked Shots, Since 1999-2000

Rk.	Player	Class	Date	Opponent	Blocked Shots
1.	Skylar Spencer	Sr.	11-27-15	vs. West Virginia - L, 50-72	7
2.	Skylar Spencer	Jr.	2-14-15	*Colorado State - W, 72-63	6
	Skylar Spencer	Jr.	11-14-14	CSUN - W, 79-58	6
	Skylar Spencer	So.	1-5-14	at Kansas - W, 61-57	6
	Malcolm Thomas	Sr.	1-29-11	*Wyoming - W, 96-57	6
	Malcolm Thomas	Sr.	12-1-10	*Saint Mary's - W, 69-55	6
	Malcolm Thomas	Jr.	12-29-09	UC Riverside - W, 58-53	6

## Minutes Played

Rk.	Player	Class	Date	Opponent	Minutes
1.	D.J. Gay	Sr.	3-19-11	+vs. Temple - 2ot-W, 71-64	50
	Myron Epps	So.	1-20-00	*Air Force - 3ot-L, 77-81	50

## Minutes Played, Since 1999-2000

Rk.	Player	Class	Date	Opponent	Minutes
1.	D.J. Gay	Sr.	3-19-11	+vs. Temple - 2ot-W, 71-64	50
	Myron Epps	So.	1-20-00	*Air Force - 3ot-L, 77-81	50
3.	JJ O'Brien	Sr.	11-24-14	vs. Brigham Young - 2ot-W, 92-87	48
4.	Wesley Stokes	Jr.	1-24-04	*at Colorado State - 2ot-L, 82-92	47
5.	Kawhi Leonard	So.	3-19-11	+vs. Temple - 2ot-W, 71-64	46

## ► Multiple Game Records

### Most Points/Two Consecutive Games/Div. I Era

Pl.	Name (Class)	Points	Opponent	Season
1.	Kim Goetz (Sr.)	82	Brigham Young (38), Utah (44)	78-79
2.	Michael Cage (Sr.)	75	at Wyoming (40), Texas-El Paso (35)	83-84
3.	Anthony Watson (Sr.)	72	USIU (54), at Texas-El Paso (18)	85-86
4.	Michael Cage (Sr.)	68	Arizona (31), at Texas (37)	83-84
5.	Brandon Heath (So.)	66	at UNLV (37), Wyoming (29)	04-05
6.	Anthony Watson (Sr.)	65	Hawai'i (11), US International (54)	85-86
	Michael Cage (Sr.)	65	at Colorado State (25), at Wyoming (40)	83-84
8.	Anthony Watson (Sr.)	64	at Hawai'i (34), Wyoming (30)	85-86
9.	Michael Cage (Sr.)	63	at Tulsa (32), Arizona (31)	83-84
10.	Michael Cage (Sr.)	62	at Texas (37), Oral Roberts (25)	83-84

### Most Points/Three Consecutive Games/Div. I Era

Pl.	Name (Class)	Points	Opponent	Season
1.	Michael Cage (Sr.)	100	at CSU (25), at UW (40), UTEP (35)	83-84
	Michael Cage (Sr.)	100	at Tulsa (32), Arizona (31), at Texas (37)	83-84
3.	Anthony Watson (Sr.)	97	USIU (54), at UTEP (18), at UNM (25)	85-86
4.	Anthony Watson (Sr.)	95	at Hawai'i (34), UW (30), at CSU (31)	85-86
5.	Kim Goetz (Sr.)	94	UNM (12), BYU (38), Utah (44)	78-79
6.	Michael Cage (Sr.)	93	Arizona (31), at Texas (37), ORU (25)	83-84
7.	Michael Cage (Sr.)	92	at UW (40), UTEP (35), UNM (17)	83-84

Consecutive Games Started: 112, Michael Cage, 1981-82-83-84 seasons  
 Consecutive Free Throws Made: 33, Joel Kramer, 1977-78 season

## Key

\* - Conference game. ^ - Conference tournament game. + - NCAA Tournament. ~ - NIT. PG - Peterson Gym. SA - Sports Arena. Number prior to opponent indicates opponent national ranking.



# Top Game Performances



MOUNTAIN WEST-RECORD 10-TIME CONFERENCE CHAMPION

## Most 40-Point Games/Career

Player	Years	No.
Kim Goetz	78-79	2
Michael Cage	81-84	1
Will Connelly	75-77	1
Von Jacobsen	69-71	1
Eddie Morris	80-83	1
Anthony Watson	83-86	1

## Most 30-Point Games/Career

Player	Years	No.
Michael Cage	81-84	8
Anthony Watson	83-86	7
Kim Goetz	78-79	5
Brandon Heath	04-07	5
Tony Ross	87-89	4
Jamaal Franklin	11-13	3
Von Jacobsen	69-71	3
Xavier Thames	12-14	2
Carlus Groves	94	2
Bob Brady	52-54	2
Jeremy Hemsley	16-17	1

## Most 30-Point Games/Season

Player	Year	No.
Anthony Watson	1986	7
Michael Cage	1984	6
Tony Ross	1987	4
Jamaal Franklin	2012	3
Kim Goetz	1979	3
Xavier Thames	2014	2
Michael Cage	1983	2
Kim Goetz	1978	2
Carlus Groves	1994	2
Brandon Heath	2007	2
Von Jacobsen	1970	2
Jeremy Hemsley	2017	1

## Most 20-Rebound Games/Career

Player	Years	No.
Michael Cage	81-84	7
Al Skalecky	66-68	4

## Most 15-Rebound Games/Career

Player	Years	No.
Michael Cage	81-84	24
Kawhi Leonard	10-11	10
Aerick Sanders	01-04	5
Jamaal Franklin	11-13	4
Leon Carter	95-96	4
Marty Dow	90-91	4
Al Skalecky	66-68	+4

## Most 20-Rebound Games/Season

Player	Year	No.
Michael Cage	1981	4
Michael Cage	1983	2
Al Skalecky	1968	2
Al Skalecky	1966	2

## 30-Point Games

► There have been 64 30-point scoring efforts by 33 players in SDSU history.  
 ► Since the start the Division I era (1970-71), there have been 55 30-point games.  
 ► Last 30-point game: Jeremy Hemsley, 30 on Jan. 4, 2017, at Nevada.

**Kareem Anderson** (1996) **1**  
 F.3.96 \*Hawai'i (SA) (W, 103-94) 34

**Tony Bland** (2002-03) **1**  
 J.29.02 Houston (CA) (W, 78-66) 33

**Bob Brady** (1952-53-54) **2**  
 J.16.54 vs. Pepperdine 32  
 F.7.53 Occidental (W, 88-72) 31

**Evan Burns** (2003) **1**  
 F.24.03 \*New Mexico (CA) (W, 89-73) 31

**Michael Cage** (1981-82-83-84) **8**  
 F.6.84 \*at Wyoming (ot-L, 73-83) 40  
 D.20.83 at Texas (W, 91-77) 37  
 F.9.84 \*(7) UTEP (SA) (W, 73-62) 35  
 D.10.83 at Tulsa (L, 80-91) 32  
 D.1.82 at Long Beach State (W, 93-80) 32  
 D.17.83 Arizona (SA) (W, 90-80) 31  
 M.1.84 \*Wyoming (SA) (L, 64-65) 30  
 D.29.82 Florida State (SA) (W, 89-85) 30

**Will Connelly** (1975-76-77) **1**  
 D.9.74 (12) Purdue (SA) (L, 87-91) 40

**Steve Copp** (1973-74-75-76) **1**  
 D.21.73 (13) Kansas State (SA) (W, 88-75) 39

**Myron Epps** (1999-00-01-02) **1**  
 J.29.00 \*at Wyoming (L, 87-93) 32

**Bernie Finlay** (1958-59-60) **1**  
 F.12.60 \*at Long Beach State (L, 72-104) 36

**Jamaal Franklin** (2011-12-13) **3**  
 M.3.12 \*at TCU (ot-W, 98-92) 35  
 F.25.12 \*Colorado State (VA) (W, 74-66) 31  
 N.13.11 UC Davis (VA) (W, 89-74) 31

**Brian Frishman** (1976) **1**  
 D.20.76 at New Mexico (L, 104-107) 32

**Kim Goetz** (1978-79) **5**  
 M.3.79 \*Utah (SA) (L, 87-100) 44  
 F.9.79 \*Colorado State (SA) (W, 90-83) 42  
 M.1.79 \*Brigham Young (SA) (L, 95-96) 38  
 F.23.78 \*San José State (SA) (W, 81-77) 34  
 J.26.78 \*CS Fullerton (SA) (W, 94-69) 31

**D.J. Gay** (2008-09-10-11) **1**  
 J.15.11 \*at New Mexico (W, 87-77) 30

**Carlus Groves** (1994) **2**  
 F.3.94 \*Fresno State (PG) (L, 79-93) 31  
 F.19.94 \*UTEP (PG) (W, 100-85) 30

**Brandon Heath** (2004-05-06-07) **5**  
 J.15.05 \*at UNLV (W, 81-73) 37  
 F.25.06 \*at New Mexico (W, 73-66) 32  
 F.24.07 (21/22) \*Brigham Young (CA) (W, 86-74) 30  
 F.20.07 \*at New Mexico (ot-W, 81-74) 30  
 D.13.04 at Texas Tech (L, 68-78) 30

**Jeremy Hemsley** (2016-17) **1**  
 J.4.17 \*at Nevada (L, 69-72) 30

**Randy Holcomb** (2001-02) **1**  
 J.8.02 at Texas A&M-CC (W, 82-79) 30

**Von Jacobsen** (1969-70-71) **3**  
 F.8.69 Chapman (PG) (W, 99-90) 40  
 D.6.69 Tahoe College (SA) (W, 92-87) 33

F.10.70 vs. CS Fullerton (W, 112-66) 32

**Shawn Jamison** (1990) **1**  
 F.10.90 U.S. International (SA) (W, 108-97) 37

**Mitch McMullen** (1988-89) **1**  
 F.25.89 U.S. International (SA) (W, 97-82) 31

**Chris McMurray** (1972) **1**  
 D.21.71 vs. Chapman (W, 99-79) 32

**Joe McNaull** (1991-92-93) **1**  
 D.20.91 Florida A&M (SA) (W, 94-90) 30

**Eddie Morris** (1980-81-82-83) **1**  
 F.5.80 UNLV (SA) (L, 86-98) 41

**Ken Neun** (1969) **1**  
 F.1.69 UC Santa Barbara (PG) (L, 80-93) 33

**Tony Pinkins** (1955-56-57) **1**  
 F.21.57 \*at CS Los Angeles (W, 66-61) 35

**Tony Ross** (1987-88-89) **4**  
 F.7.87 \*Air Force (SA) (L, 77-81) 33  
 J.3.87 \*New Mexico (SA) (L, 84-88) 31  
 M.3.87 ^Hawai'i (SA) (W, 93-90) 30  
 D.27.86 Manhattan (SA) (W, 77-69) 30

**Jim Sams** (1954-55-56) **1**  
 D.17.54 at Seattle (W, 91-72) 36

**Aerick Sanders** (2001-02-03-04) **1**  
 D.31.03 Portland (CA) (W, 67-61) 34

**Kyle Spain** (2006-07-08-09) **1**  
 J.21.09 New Mexico (CA) (W, 81-76) 30

**Chase Tapley** (2010-11-12-13) **1**  
 D.22.12 vs. San Francisco (W, 80-58) 33

**Xavier Thames** (2012-13-14) **2**  
 J.25.14 \*at Utah State (ot-W, 74-69) 31  
 M.20.14 #vs. North Dakota State (W, 63-44) 30

**Anthony Watson** (1983-84-85-86) **7**  
 F.20.86 U.S. International (SA) (W, 138-93) 54  
 J.23.86 \*at Hawai'i (L, 80-83) 34  
 F.6.86 \*Brigham Young (SA) (L, 71-81) 32  
 F.13.86 \*at Wyoming (L, 71-89) 31  
 J.30.86 \*at Colorado State (L, 72-75) 31  
 J.27.86 \*Wyoming (SA) (W, 88-82) 30  
 J.10.86 \*at Utah (ot-L, 89-93) 30

**Billy White** (2008-09-10-11) **1**  
 N.16.10 at (11/12) Gonzaga (W, 79-76) 30

## 15-Rebound Games

► There have been 16 20-rebound performances by seven players in SDSU history and 93 15-rebound games accomplished by 26 players since 1970-71.

► Last 20-rebound game: Kawhi Leonard, 21 on March 13, 2010, at UNLV.

**Leonard Allen** (1982-83-84-85) **2**  
 F.14.85 Texas-El Paso (SA) (W, 76-63) 18  
 D.1.84 Morgan State (SA) (W, 128-68) 15

**Ryan Amoroso** (2008-09) **1**  
 M.14.09 ^Utah (L, 50-52) 15

**Fred Branch** (1977-78) **1**  
 J.6.77 at Arizona (L, 77-80) 16

**Michael Cage** (1981-82-83-84) **24**  
 D.29.80 La Salle (SA) (W, 93-67) 26  
 F.6.84 \*at Wyoming (L, 73-83) 21  
 J.31.83 \*Air Force (SA) (W, 71-47) 21  
 D.4.82 Prairie View (SA) (W, 105-83) 20  
 F.24.81 Hawai'i (CA) (W, 90-77) 20  
 J.31.81 \*at Texas-El Paso (L, 66-81) 20

J.7.81 Navy (SA) (W, 90-77) 20  
 D.27.83 Oral Roberts (SA) (ot-W, 85-75) 19  
 J.6.83 Saint Mary's (PG) (W, 80-55) 19  
 D.1.82 at CS Long Beach (W, 93-80) 19  
 J.5.84 San Diego (SA) (W, 61-47) 18  
 N.28.83 at Saint Mary's (W, 72-67) 18  
 N.26.82 San Francisco State (PG) (W, 75-58) 18  
 F.22.83 CS Long Beach (SA) (W, 91-76) 17  
 D.13.80 at CS Fullerton (W, 70-64) 17  
 D.11.80 at Northern Arizona (L, 68-76) 17  
 J.15.81 \*Air Force (SA) (W, 58-43) 16  
 M.1.84 \*Wyoming (SA) (L, 64-65) 15  
 F.25.84 at Hawai'i (L, 55-57) 15  
 J.21.84 Brigham Young (SA) (W, 79-75) 15  
 F.24.83 \*at Wyoming (L, 56-66) 15  
 J.22.83 at Hawai'i (L, 75-98) 15  
 D.23.82 at Arizona (L, 44-46) 15  
 M.7.81 \*New Mexico (SA) (W, 92-84) 15

**Leon Carter** (1995-96) **4**  
 J.18.96 \*at Fresno State (L, 67-79) 17  
 F.29.96 at Colorado State (L, 74-87) 15  
 F.3.96 Hawai'i (SA) (W, 103-94) 15  
 J.20.96 at Air Force (W, 77-69) 15

**Will Connelly** (1975-76-77) **2**  
 J.29.76 \*Long Beach State (PG) (W, 79-52) 15  
 D.17.75 Central Michigan (PG) (W, 73-59) 15

**Steve Copp** (1973-74-75-76) **^1**  
 F.19.76 UC Santa Barbara (PG) (L, 73-76) 15

**Marcelo Correa** (1997-98-99-00-01) **1**  
 N.24.99 UC Riverside (CA) (W, 73-57) 15

**Josh Davis** (2014) **3**  
 D.21.13 McNeese State (VA) (W, 65-36) 17  
 J.1.14 \*at Colorado State (W, 71-610) 15  
 D.5.13 at San Diego (65-64) 15

**Marty Dow** (1990-91) **4**  
 F.23.91 \*at Wyoming (W, 95-83) 16  
 M.2.91 at Hawai'i (L, 58-65) 15  
 F.3.91 \*Wyoming (SA) (W, 87-84) 15  
 D.8.90 Cal Poly Pomona (PG) (W, 94-78) 15

**Jamaal Franklin** (2011-13) **4**  
 J.9.13 \*at Fresno State (W, 65-62) 18  
 F.25.12 \*Colorado State (VA) (W, 74-66) 16  
 D.23.12 vs. Indiana State (W, 62-55) 15  
 D.3.12 Texas Southern (VA) (W, 74-62) 15

**Eddy Gordon** (1980-81-82-83) **1**  
 D.27.80 at Long Beach State (W, 71-68) 17

**Rodney Hawkins** (1986-87-88) **2**  
 J.21.88 at Air Force (L, 57-60) 16  
 D.13.86 CS Los Angeles (SA) (W, 64-60) 15

**Randy Holcomb** (2001-02) **1**  
 D.29.01 at Duke (L, 79-92) 15

**Larry Jones** (1972-73) **+1**  
 1971-72 \*vs. Fresno State 21

**Joel Kramer** (1974-76-77-78) **2**  
 J.31.77 \*UC Santa Barbara (PG) (W, 76-66) 16  
 N.25.77 Drake (SA) (W, 100-72) 15

**Roy Kruiswyk** (1997-98) **1**  
 J.10.98 Hawai'i (CA) (W, 81-72) 15

**Kawhi Leonard** (2010-11) **10**  
 M.13.10 \*at UNLV (W, 55-45) 21  
 D.9.09 CS Fullerton (VA) (W, 82-68) 18  
 J.12.11 \*UNLV (VA) (W, 55-49) 17  
 F.19.11 \*at Air Force (W, 70-58) 15  
 F.2.11 \*at Colorado State (W, 56-54) 15  
 J.26.11 \*at (9/9) Brigham Young (L, 58-71) 15  
 J.15.11 \*at New Mexico (W, 87-77) 15  
 M.3.10 \*Colorado State (VA) (W, 68-55) 15  
 F.20.10 \*Utah (VA) (W, 68-61) 15  
 J.5.10 \*(15/14) New Mexico (VA) (W, 74-64) 15



# Top Game Performances



MOUNTAIN WEST-RECORD 10-TIME CONFERENCE CHAMPION

**Steve Malovic** (1978-79) **2**  
 F.24.79 \*at New Mexico (L, 78-84) 23  
 F.17.79 at UNLV (W, 94-91) 16

**Chris McMurray** (1972-73) **+1**  
 D.21.71 vs. Chapman (W, 99-79) 23

**Joe McNaull** (1991-92-93) **2**  
 J.25.92 \*New Mexico (SA) (L, 61-71) 17  
 J.28.93 \*vs. Air Force (PG) (W, 59-51) 16

**Gerald Murray** (1984-85-87) **3**  
 F.26.87 \*Brigham Young (SA) (L, 68-85) 17  
 F.28.87 \*Utah (SA) (W, 75-62) 15  
 J.29.87 U.S. International (SA) (L, 81-87) 15

**Aerick Sanders** (2001-02-03-04) **5**  
 N.25.03 vs. Dayton (L, 71-76) 18  
 F.21.04 \*Wyoming (CA) (W, 74-66) 16  
 N.26.03 at Chaminade (W, 75-67) 16  
 J.24.04 \*at Colorado State (L, 82-92) 16  
 N.30.03 Troy State (CA) (L, 84-93) 15

**Al Skaleyky** (1966-67-68) **+4**  
 1965-66 vs. CS Northridge 25  
 1967-68 vs. CS Northridge 22  
 1965-66 vs. Cal Poly-SLO 22  
 1967-68 vs. UC Irvine 21

**Marcus Slaughter** (2004-05) **8**  
 J.14.06 \*vs. UNLV (W, 83-67) 20  
 M.9.06 vs. Colorado State (W, 64-52) 19  
 J.18.06 \*at TCU (W, 76-57) 18  
 D.10.05 Washington State (CA) (L, 49-60) 17  
 F.8.06 \*Air Force (CA) (W, 61-51) 15  
 N.26.05 Albany (CA) (W, 80-53) 15  
 J.29.05 \*at Air Force (L, 50-62) 15  
 F.17.04 \*at UNLV (L, 65-68) 15

**Malcolm Thomas** (2010-11) **3**  
 J.12.11 \*UNLV (VA) (W, 55-49) 16  
 D.13.10 Cal Poly (VA) (W, 51-45) 15  
 J.5.10 New Mexico (VA) (W, 74-64) 15

## 10-Assist Games

► There have been 67 10-assist efforts by 24 players in SDSU history (since 1975-76).  
 ► Last 10-assist game: Winston Shepard, 12 on March 15, 2016, vs. IPFW.

**Howard Avery** (1979) **1**  
 N.28.78 Idaho State (SA) (W, 104-83) 13

**William Campbell** (1987) **1**  
 J.3.87 \*New Mexico (SA) (L, 84-88) 10

**Dean Decker** (1977-78) **7**  
 D.30.77 Purdue (SA) (W, 91-84) 14  
 D.11.76 UNLV (SA) (L, 113-118) 14  
 J.19.78 UC Irvine (SA) (W, 90-65) 13  
 F.19.77 \*Fresno State (PG) (W, 80-58) 12  
 F.25.78 \*Pacific (SA) (W, 84-69) 11  
 J.3.77 N. Texas State (PG) (L, 100-108) 11  
 D.2.77 Arizona (SA) (L, 79-80) 10

**Mark Delsman** (1974-75-76-77) **1**  
 D.11.79 (5) UNLV (SA) (L, 113-118) 13

**Tracy Dildy** (1986-87) **1**  
 D.1.86 at UC Santa Barbara (L, 70-87) 11

**Mike Dodd** (1976-77-78-79) **4**  
 D.23.78 Kansas (SA) (W, 81-69) 11  
 J.28.78 \*UC Santa Barbara (SA) (W, 80-56) 11  
 F.9.79 \*Colorado State (SA) (W, 90-83) 10  
 F.3.79 \*at Brigham Young (L, 80-88) 10

**Creon Dorsey** (1985-86) **4**  
 F.12.85 Long Beach State (W, 86-69) 13  
 F.15.86 \*Hawai'i (SA) (W, 80-70) 12  
 D.28.84 TCU (SA) (L, 70-72) 11  
 J.31.85 \*at Brigham Young (W, 77-71) 10

**Tony Gwynn** (1978-79-80-81) **16**  
 F.5.80 \*UNLV (SA) (L, 86-98) 18  
 M.7.81 \*New Mexico (SA) (W, 92-84) 16  
 J.17.81 UNLV (SA) (L, 77-78) 14  
 F.14.80 \*New Mexico (SA) (W, 76-74) 14  
 J.8.80 \*Hawai'i (SA) (L, 76-78) 13  
 F.3.79 \*at Brigham Young (L, 80-88) 13  
 J.5.80 \*Wyoming (SA) (W, 65-57) 12  
 F.9.80 \*at Hawai'i (L, 69-79) 11  
 J.11.80 \*at UNLV (L, 86-88) 11  
 M.1.79 \*Brigham Young (SA) (L, 95-96) 11  
 F.14.81 \*Brigham Young (SA) (W, 73-72) 10  
 D.30.80 DePaul (SA) (L, 69-85) 10  
 J.19.80 \*at New Mexico (L, 72-73) 10  
 F.10.79 \*Wyoming (SA) (W, 79-71) 10  
 D.29.79 Tennessee (SA) (L, 77-96) 10  
 D.13.79 Oklahoma State (SA) (W, 104-100) 10

**Jason Hamilton** (1993) **1**  
 F.6.93 \*at Fresno State (L, 70-78) 10

**Bradley Jackson** (2000) **1**  
 J.2.00 High Point (CA) (W, 74-63) 11

**Raymond King** (1996) **1**  
 J.2.96 \*Colorado State (SA) (W, 87-67) 11

**Jeff Konek** (1985) **1**  
 D.6.83 Long Beach State (SA) (W, 91-76) 10

**Ray Leary** (1974-75-76) **3**  
 J.31.76 \*Fresno State (PG) (W, 103-84) 11

J.15.76 at UC Santa Barbara (L, 78-83) 10  
 D.15.75 at UCLA (L, 86-101) 10

**Deandre Moore** (2001-02-03) **2**  
 M.1.01 ^vs. Wyoming (L, 62-69) 11  
 D.2.00 Sacramento State (CA) (W, 92-69) 11

**Chad Nelson** (1994-95-96-97) **1**  
 J.30.96 CS Northridge (SA) (W, 80-47) 10

**Andre Ross** (1984-85) **1**  
 D.27.83 Oral Roberts (SA) (W, 85-75) 13

**Winston Shepard** (2013-14-15-16) **1**  
 M.15.16 ~IPFW (VA) (W, 79-55) 12

**Keith Smith** (1982-83) **13**  
 D.7.82 Doane College (PG) (W, 100-88) 14  
 M.12.82 UC Irvine (SA) (NIT) (L, 69-70) 13  
 M.4.82 \*Colorado State (SA) (W, 68-62) 13  
 J.30.82 \*Utah (SA) (W, 75-62) 12  
 J.9.82 \*at Hawai'i (L, 63-70) 12  
 D.12.81 Oregon (SA) (W, 87-74) 12  
 J.21.82 \*at Wyoming (L, 64-77) 11  
 D.30.81 Temple (SA) (W, 75-64) 11  
 D.29.81 Baylor (SA) (W, 77-54) 11  
 F.25.82 \*at Utah (W, 74-72) 10  
 J.28.82 \*Brigham Young (SA) (W, 80-66) 10  
 D.22.81 Long Beach State (SA) (W, 92-84) 10  
 N.30.81 UC San Diego (PG) (W, 105-70) 10

**Virgil Smith** (1992) **2**  
 N.24.91 Richmond (SA) (L, 68-78) 11  
 F.13.92 \*at Wyoming (L, 66-92) 10

**Xavier Thames** (2012-13-14) **1**  
 D.7.11 at San Diego (W, 74-62) 11

**Lorenzo Wade** (2007-08) **1**  
 M.1.08 \*Colorado State (CA) (W, 86-62) 11

**Anthony Watson** (1983-84-85-86) **1**  
 F.16.84 \*at Brigham Young (ot-L, 92-94) 10

**Bryan Williams** (1988-89) **1**  
 F.12.88 \*at New Mexico (L, 85-93) 10

**Richie Williams** (2006) **1**  
 M.3.06 South Dakota State (CA) (W, 88-63) 11

**Key**  
 \* - Conference game. ^ - Conference tournament game. # - NCAA Tournament. ~ - NIT. PG - Peterson Gym. SA - Sports Arena. VA or CA - Viejas Arena (formerly Cox Arena). + - Indicates the individual played at least some portion of his career prior to 1975-76 and the total may be incomplete. Anytime a season is listed as one year, the back half of the season is designated (e.g. 1989-90 is 90).

## Most 10-Assist Games/Career

Player	Years	No.
Tony Gwynn	78-81	16
Keith Smith	82-83	13
Dean Decker	77-78	7
Creon Dorsey	85-86	4
Mike Dodd	76-79	4

## Double-Double Log

Below is the number of double-doubles and number of Aztecs that recorded one since 1975-76.

Season	No.	Pl.
1975-76	30	6
1976-77	24	7
1977-78	17	3
1978-79	20	6
1979-80	19	4
1980-81	16	3
1981-82	22	4
1982-83	23	4
1983-84	30	4
1984-85	14	4
1985-86	10	4
1986-87	16	3
1987-88	11	3
1988-89	16	5
1989-90	10	3
1990-91	15	3
1991-92	13	3
1992-93	10	3
1993-94	7	3
1994-95	7	5
1995-96	6	2
1996-97	2	2
1997-98	13	3
1998-99	4	2
1999-00	7	3
2000-01	8	4
2001-02	15	2
2002-03	5	3
2003-04	15	3
2004-05	11	2
2005-06	21	3
2006-07	8	4
2007-08	5	3
2008-09	8	5
2009-10	21	2
2010-11	36	4
2011-12	17	5
2012-13	16	3
2013-14	12	4
2014-15	5	2
2015-16	13	4
2016-17	6	2

### ► Double-Doubles (Since 1975-76 season)

Double-Doubles/Career			Double-Doubles/Season		
Pl.	Name	Seasons	Pl.	Name (Class)	Season
1.	Michael Cage	81-82-83-84	1.	Kawhi Leonard (So.)	2011
2.	Kawhi Leonard	10-11	2.	Michael Cage (Sr.)	1984
3.	Marcus Slaughter	04-05-06	3.	Marcus Slaughter (Jr.)	2006
4.	Jamaal Franklin	11-12-13	4.	Michael Cage (Jr.)	1983
	Joel Kramer	74-76-77-78	5.	Kawhi Leonard (Fr.)	2010
6.	Randy Holcomb	01-02	6.	Randy Holcomb (Sr.)	2002
7.	Joe McNaull	91-92-93	7.	Jamaal Franklin (Jr.)	2013
8.	Steve Malovic	78-79		Marty Dow (Sr.)	1991
9.	Marty Dow	90-91	9.	Jamaal Franklin (So.)	2012
10.	Leonard Allen	82-83-84-85		Aerick Sanders (Sr.)	2004
11.	Aerick Sanders	01-02-03-04	11.	Gerald Murray (Sr.)	1987
	Eddy Gordon	80-81-82-83	12.	Marcus Slaughter	2005
	Will Connelly	75-76-77		Roy Krusiswyk (Sr.)	1998
14.	Malcolm Thomas	10-11		Keith Smith (Jr.)	1982
15.	Rodney Hawkins	86-87-88		Michael Cage (So.)	1982
--	Malik Pope	15-present		Michael Cage (Fr.)	1981
--	Trey Kell	15-present		Eddy Gordon (So.)	1980

Most Consecutive Double-Doubles - 9	
Michael Cage (final game of 1982-83 and the first eight games of 1983-84)	

Most Consecutive Double-Doubles, Season - 8	
Michael Cage (twice during 1983-84)	

Three Double-Doubles in the Same Game - 6 times	
Most recently: Jan. 26, 2016, at Nevada - W, 57-54 (Trey Kell - 17 pts., 10 rebs., Winston Shepard - 12 pts., 10 rebs.; Zylan Cheatham - 11 pts., 10 rebs.)	

Two Double-Doubles in the Same Game - 53 times since 1979	
Most recently: March 21, 2016, vs. Washington (NIT) - W, 93-78 (Winston Shepard - 20 pts., 10 rebs.; Malik Pope - 10 pts., 12 rebs.)	

Triple-Doubles - 1	
Winston Shepard vs. IPFW (NIT), March 15, 2016 - 10 pts., 10 rebs., 12 ast.	

RECORDS ► TOP GAME PERFORMANCES AZTEC BASKETBALL MEDIA GUIDE



# Miscellaneous Records



MOUNTAIN WEST-RECORD 10-TIME CONFERENCE CHAMPION

5. Cage (12.6), Allen (7.0), Ross (5.2)	1983-84	679	22.6
6. Davis (10.1), Shepard (4.9), O'Brien (4.7)	2013-14	675	18.8
7. Shepard (6.4), Spencer (5.6), Cheatham (5.4)	2015-16	655	17.2
8. Connelly (9.2), Copp (9.1), Kovach (5.7)	1974-75	650	24.1
9. Sanders (9.8), Slaughter (12.8), Walton (4.9)	2003-04	647	21.6
10. J. Franklin (9.5), Stephens (5.1), O'Brien (4.5)	2012-13	637	18.7

## Consecutive Double-Digit Scoring Games *since 1975-76*

Pl.	Name	Games	Streak Started	Final Game
1.	Brandon Heath	58	Dec. 17, 2005	March 19, 2007
2.	Jamaal Franklin	32	Dec. 22, 2011	Dec. 25, 2012
	Zack Jones	32	Nov. 28, 1980	Dec. 8, 1981
4.	Anthony Watson	31	March 8, 1985	March 7, 1986
5.	Marcus Slaughter	28	Nov. 19, 2004	Nov. 17, 2005
6.	Michael Cage	27	Jan. 6, 1983	Dec. 29, 1983
7.	Trey Kell	20	Dec. 30, 2015	March 11, 2016
8.	Jamaal Franklin	18	Jan. 2, 2013	March 13, 2013
	Chase Tapley	18	Nov. 23, 2011	Feb. 11, 2012
	Randy Holcolmb	18	Nov. 18, 2000	Jan. 27, 2001
	Jason Richey	18	Dec. 2, 1997	Feb. 14, 1998
	Michael Cage	18	Jan. 3, 1984	March 3, 1984

## Most Double-Digit Scoring Games/Season *since 1975-76*

Pl.	Name	Games	Season
1.	Kawhi Leonard	33	2010-11
	Brandon Heath	33	2006-07
3.	Xavier Thames	31	2013-14
	Jamaal Franklin	31	2012-13
	Brandon Heath	31	2005-06
6.	Chase Tapley	30	2011-12
	Randy Holcolmb	30	2001-02
8.	Jamaal Franklin	29	2011-12
	Tony Bland	29	2001-02
	Shawn Jamison	29	1989-90
	Anthony Watson	29	1984-85

## Most Double-Digit Scoring Games/Career *since 1975-76*

Pl.	Name	Games	Seasons
1.	Brandon Heath	112	2004, 05, 06, 07
2.	Anthony Watson	88	1983, 84, 85, 86
3.	Michael Cage	85	1981, 82, 83, 84
4.	Chase Tapley	80	2010, 11, 12, 13
5.	Winston Shepard	76	2013, 14, 15, 16
6.	Lorenzo Wade	68	2007, 08, 09
	Chad Nelson	68	1994, 95, 96, 97
8.	Billy White	63	2008, 09, 10, 11
	Tony Ross	63	1987, 88, 89
10.	Kyle Spain	62	2006, 07, 08, 09

## Most Double-Digit Rebounding Gms./Season *since 1975-76*

Pl.	Name	Games	Season
1.	Kawhi Leonard	23	2010-11
	Michael Cage	23	1983-84
3.	Michael Cage	20	1982-83
4.	Josh Davis	19	2013-14
	Kawhi Leonard	19	2009-10
	Marcus Slaughter	19	2005-06
	Michael Cage	19	1980-81
8.	Jamaal Franklin	14	2012-13
	Randy Holcomb	14	2001-02
10.	Marty Dow	13	1990-91
	Michael Cage	13	1981-82
	Eddy Gordon	13	1979-80
	Joel Kramer	13	1977-78
	Will Connelly	13	1975-76

## Highest Scoring Freshman Classes *Division I era*

Pl.	Names (PPG)	Season	Points	Avg.
1.	Hemsley (12.0), Cheatham (7.9), Perez (2.9)	2015-16	816	21.5
2.	Epps (11.8), Okotie (8.5), Abramowitz (5.3), Berokoff (4.0), Mann (2.2)	1998-99	808	31.1

3. Morris (13.3), Gordon (12.8), McKimney (4.1)	1979-80	717	26.6
4. Leonard (12.7), Tapley (7.6), Williams (1.9)	2009-10	707	20.8
5. Heath (13.8), Slaughter (7.9)	2003-04	650	21.7
6. Miller (6.8), McKinney (5.4), McNaull (4.7), Hamilton (2.8)	1990-91	545	18.8
7. Lowery (6.1), Scruggs (3.9), Dildy (2.9), Brown (2.9), Gaines (2.8), Bobin (0.6)	1985-86	523	18.0

8. Spain (9.2), Williams (6.6), Hoerner (1.9), McGrath (0.6), Lamb (0.7)	2005-06	519	15.7
--	---------	-----	------

9. White (8.5), Gay (5.8), Shelton (10.0)	2007-08	512	15.5
10. Ross (16.3), Baskin (1.3), Kline (1.2), Bryant (0.7)	1986-87	501	16.7

## Highest Scoring Sophomore Classes *Division I era*

Pl.	Names (PPG)	Season	Points	Avg.
1.	Leonard (15.5), Tapley (8.6), Rahon (7.0), Williams (2.1)	2010-11	1,129	30.5
2.	Heath (18.3), Slaughter (17.9)	2004-05	1,012	34.8
3.	Hemsley (12.9), Cheatham (9.1), Hoetzel (7.7), Gill-Caesar (3.3)	2016-17	1,002	30.4
4.	Epps (14.4), Abramowitz (7.6), Okotie (6.6), Berokoff (3.8), Small (2.2), Mann (1.9)	1999-00	984	35.1
5.	McNaull (13.1), Clark (11.6), Miller (10.8), Hamilton (6.2)	1991-92	973	34.8
6.	J. Franklin (17.4), Thames (10.1), L. Franklin (2.8), Castleberry (1.0)	2011-12	969	28.5
7.	Lowery (11.8), Gaines (7.3), Scruggs (4.8), Brown (3.2), Dildy (3.1)	1986-87	820	27.3
8.	Wade (10.5), Williams (7.0), Spain (6.6), Lamb (1.4), Hoerner (3.5)	2006-07	817	24.8
9.	Kell (12.6), Pope (7.3)	2015-16	754	19.8
10.	Copp (13.1), Bunting (9.8), Earle (7.5), Honz (3.6), Leary (2.1)	1973-74	701	27.0

## Highest Scoring Junior Classes *Division I era*

Pl.	Names (PPG)	Season	Points	Avg.
1.	Wade (14.8), Spain (13.2), Amoroso (11.4), Davis (7.5), Williams (6.9), Lamb (0.7)	2007-08	1,558	47.2
2.	Jamison (16.8), Dow (12.3), Hudson (7.7), Massey (7.1), Thompson (4.5), Steinly (1.6), Stewart (0.0)	1989-90	1,434	46.3
3.	Heath (18.4), Slaughter (16.5), Abukar (14.3)	2005-06	1,415	42.9
4.	Holcomb (15.9), Epps (11.1), Faux (10.5), Kovacic (5.3), Abramowitz (5.0)	2000-01	1,388	49.6
5.	Goetz (16.9), Dodd (14.1), Malovic (13.1), Hale (4.8)	1977-78	1,351	48.3
6.	Copp (13.8), Kovach (9.8), Bunting (8.3), Earle (7.0), Leary (6.6)	1974-75	1,288	47.7
7.	Mendoza (30.5), Gwynn (11.1), Head (5.1), Smith (1.5), Hamilton (0.6)	1979-80	1,274	47.2
8.	Richey (17.6), Fields (11.0), Thompson (9.6), Betts (9.0), Kruiwyk (5.3), Johnson (3.5), Demirdjian (1.3), Archie (0.5)	1996-97	1,249	46.3
9.	Thomas (10.9), Gay (10.5), White (11.1), Carlwell (4.7), Deutchman (1.7)	2009-10	1,245	36.6
10.	McMurray (16.1), Pete (10.8), Jones (9.1), Marlowe (6.0), Leech (1.5)	1971-72	1,184	42.3

## Highest Scoring Senior Classes *Division I era*

Pl.	Names (PPG)	Season	Points	Avg.
1.	Watson (22.5), Johnson (15.7), Martens (12.2), Dorsey (8.2), Owens (7.0)	1985-86	1,628	56.1
2.	Wade (14.1), Spain (14.0), Amoroso (7.5), Williams (7.2), Davis (2.5), Thomas (1.8)	2008-09	1,462	40.6
3.	Anderson (13.7), Jarrett (13.6), Carter (12.9), Randle (5.6), Martin (5.1), Gardner (1.8)	1995-96	1,427	49.2
4.	Goetz (20.5), Malovic (17.4), Dodd (12.6), Hale (5.6)	1978-79	1,392	51.6
5.	Thomas (11.4), Gay (11.1), White (10.3), Carlwell (3.8), Cheriet (1.8)	2010-11	1,380	37.3
6.	Copp (17.9), Kovach (9.8), Leary (8.3), Bunting (6.4), Earle (5.8)	1975-76	1,335	46.0
7.	Faux (17.0), Holcomb (16.9), Smith (3.3), Kovacic (2.3), Epps (2.2)	2001-02	1,261	38.2
8.	Schneider (15.1), Jacobsen (11.6), Lavender (11.5), Egerer (7.7), Borchert (6.0)	1970-71	1,249	48.0
9.	McMullen (14.6), Bell (12.2), Johnson (9.4), Williams (8.7)	1988-89	1,212	41.8
10.	Bland (16.4), Mackell (14.4), Moore (8.3)	2002-03	1,175	39.2

RECORDS ► MISCELLANEOUS RECORDS

AZTEC BASKETBALL MEDIA GUIDE



# Individual Season Records




MOUNTAIN WEST-RECORD 10-TIME CONFERENCE CHAMPION




Michael Cage



Anthony Watson



Bob Brady



Al Skalecky



Chris McMurray



Tony Gwynn

San Diego State's all-time season records are listed below. The number beneath Rk. indicates the ranking on the all-time records list since SDSU started playing basketball in 1921 or since the statistic was created unless otherwise noted. Beneath the DI column is the ranking since San Diego State started competing at the Division I level in 1970-71. A complete key can be found on page 106.

## Points

Rk	DI	Name	Pts.	Yr.
1.	1.	Michael Cage (Sr.)	686	84
2.	2.	Brandon Heath (Sr.)	637	07
3.	3.	Xavier Thames (Sr.)	633	14
4.	4.	Anthony Watson (Sr.)	630	86
5.	5.	Brandon Heath (Jr.)	607	06
6.	-	Bob Brady (Jr.)	585	53
7.	6.	Jamaal Franklin (Jr.)	560	13
8.	7.	Randy Holcomb (Sr.)	558	02
9.	8.	Jamaal Franklin (So.)	557	12
9.	8.	Kawhi Leonard (So.)	557	11
10.		Michael Cage (Jr.)	547	83
11.		Anthony Watson (Jr.)	544	85
12.		Chase Tapley (Jr.)	537	12
13.		Brandon Heath (So.)	532	05
13.		Kim Goetz (Sr.)	532	79
		- Tony Pinkins (Sr.)	529	57
		- Bernie Finlay (Sr.)	522	60
		- Tony Pinkins (Jr.)	522	56
15.		Shawn Jamison (Jr.)	520	90
15.		Steve Copp (Sr.)	520	76
17.		Tony Bland (Jr.)	519	02
18.		Mohamed Abukar (Sr.)	505	07
19.		Kyle Spain (Sr.)	504	09
20.		Marcus Slaughter (Jr.)	494	06
20.		Al Faux (Sr.)	494	02
20.		Marty Dow (Sr.)	494	91
23.		Tony Bland (Sr.)	493	03
24.		Lorrenzo Wade (Jr.)	487	08
25.		Aerick Sanders (Sr.)	482	04

## Scoring Average

Rk	DI	Name (Class)	PPG	Yr.
1.	1.	Michael Cage (Sr.)	24.5	84
2.	2.	Anthony Watson (Sr.)	22.5	86
3.	-	Bob Brady (Jr.)	20.9	53
4.	3.	Kim Goetz (Sr.)	20.5	79
5.	-	Bernie Finlay (Sr.)	20.1	60
6.	-	Tony Pinkins (Sr.)	19.6	57
7.	4.	Michael Cage (Jr.)	19.5	83
8.	5.	Brandon Heath (Sr.)	19.3	07
9.	-	Bob Brady (Sr.)	18.7	54
10.	6.	Brandon Heath (Jr.)	18.4	06
10.	-	Von Jacobsen (So.)	18.4	69
	7.	Brandon Heath (So.)	18.34	05
	8.	Carlus Groves (Sr.)	18.27	94
	-	Tony Pinkins (Jr.)	18.0	56
	9.	Steve Copp (Sr.)	17.9	76
	10.	Marcus Slaughter (So.)	17.8	05
	11.	Will Connelly (So.)	17.7	75
	12.	Jason Richey (Jr.)	17.6	97
	13.	Xavier Thames (Sr.)	17.58	14
	14.	Anthony Watson (Jr.)	17.5	85
	15.	Steve Malovic (Sr.)	17.44	79

16.		Jamaal Franklin (So.)	17.41	12
17.		Jason Richey (Sr.)	17.36	98
18.		Zach Jones (Jr.)	17.1	81
19.		Al Faux (Sr.)	17.0	02
19.		Marty Dow (Sr.)	17.0	91
21.		Jamaal Franklin (Jr.)	16.97	13
22.		Randy Holcomb (Sr.)	16.91	02
23.		Kim Goetz (Jr.)	16.89	78
24.		Shawn Jamison (Jr.)	16.8	90
25.		Will Connelly (Jr.)	16.6	76

## Rebounds

Rk	DI	Name (Class)	Rebs.	Yr.
1.	-	Al Skalecky (Jr.)	394	67
2.	1.	Kawhi Leonard (So.)	380	11
3.	-	Al Skalecky (So.)	356	66
4.	2.	Michael Cage (Fr.)	355	81
5.	3.	Michael Cage (Jr.)	354	83
6.	4.	Michael Cage (Sr.)	352	84
7.	5.	Chris McMurray (Jr.)	350	72
8.	-	Tony Pinkins (Jr.)	346	56
9.	6.	Josh Davis (Sr.)	342	14
10.	-	Al Skalecky (Sr.)	340	68
	7.	Kawhi Leonard (Fr.)	336	10
	8.	Marcus Slaughter (Jr.)	329	06
	9.	Jamaal Franklin (Jr.)	312	13
	10.	Malcolm Thomas (Sr.)	301	11
	11.	Randy Holcomb (Sr.)	296	02
	12.	Aerick Sanders (Sr.)	295	04
	-	Eric Martensen (Jr.)	278	69
	-	Larry Meek (So.)	277	63
	13.	Marty Dow (Sr.)	274	91
	14.	Steve Malovic (Sr.)	265	79
	15.	Malcolm Thomas (Jr.)	260	10
	16.	Will Connelly (Jr.)	258	76
	17.	Joel Kramer (Jr.)	257	77
	18.	Michael Cage (So.)	256	82
	19.	Joel Kramer (Sr.)	255	78
	20.	Jamaal Franklin (So.)	252	12
	21.	Leonard Allen (Sr.)	252	85
	22.	Steve Copp (Sr.)	248	76
	22.	Will Connelly (So.)	248	75
	24.	Steve Copp (Jr.)	247	75
	25.	Marcus Slaughter (So.)	242	05

## Rebound Average

Rk	DI	Name (Class)	RPG	Yr.
1.	-	Al Skalecky (So.)	13.7	66
2.	-	Al Skalecky (Jr.)	13.6	67
3.	1.	Michael Cage (Fr.)	13.1	81
4.	2.	Michael Cage (Jr.)	12.64	83
5.	-	Al Skalecky (Sr.)	12.59	68
6.	3.	Michael Cage (Sr.)	12.57	84
7.	4.	Chris McMurray (Jr.)	12.50	72
8.	-	Tony Pinkins (Jr.)	11.9	56

9.	5.	Marcus Slaughter (Jr.)	11.0	06
10.	-	Larry Meek (Sr.)	10.68	65
	-	Larry Meek (So.)	10.654	63
	6.	Kawhi Leonard (So.)	10.56	11
	7.	Chris McMurray (Sr.)	10.1	73
	8.	Josh Davis (Sr.)	10.06	14
	9.	Kawhi Leonard (Fr.)	9.9	10
	10.	Aerick Sanders (Sr.)	9.83	04
	11.	Steve Malovic (Sr.)	9.81	79
	12.	Jamaal Franklin (Jr.)	9.45	13
	13.	Marty Dow (Sr.)	9.4	91
	14.	Will Connelly (So.)	9.19	75
	15.	Joel Kramer (Jr.)	9.18	77
	16.	Steve Copp (Jr.)	9.15	75
	17.	Joel Kramer (Sr.)	9.11	78
	18.	Randy Holcomb (Sr.)	8.97	02
	19.	Marcus Slaughter (So.)	8.96	05
	20.	Will Connelly (Jr.)	8.90	76
	21.	Eddy Gordon (Fr.)	8.85	80
	22.	Michael Cage (So.)	8.83	82
	23.	Gary Schneider (Sr.)	8.80	71
	24.	Larry Jones (Jr.)	8.7	72
	25.	Steve Copp (Sr.)	8.6	76

## Assists

<i>in existence since 1972-73 season</i>				
Rk	DI	Name (Class)	Asts.	Yr.
1.		Tony Gwynn (Jr.)	221	80
2.		Keith Smith (Jr.)	212	82
3.		Dean Decker (Sr.)	176	78
4.		Wesley Stokes (Jr.)	175	04
5.		Creon Dorsey (Jr.)	171	85
6.		Tony Gwynn (Sr.)	164	81
7.		Ray Leary (Sr.)	163	76
8.		Tony Gwynn (So.)	153	79
9.		Richie Williams (So.)	151	07
10.		Raymond King (Fr.)	150	96
11.		Bryan Williams (Jr.)	148	88
12.		Arthur Massey (Sr.)	139	91
13.		Keith Smith (Sr.)	137	83
14.		Jeff Konek (Jr.)	132	84
15.		Dean Decker (Jr.)	131	77
16.		Xavier Thames (So.)	128	12
17.		Richie Williams (Fr.)	127	06
18.		Richie Williams (Sr.)	126	09
19.		Michael Best (Sr.)	125	90
20.		Deandre Moore (So.)	124	03
21.		Deandre Moore (Sr.)	122	01
22.		Chad Nelson (Jr.)	122	96
23.		Mike Dodd (Sr.)	121	79
24.		Brandon Heath (Sr.)	120	07
24.		Mark Delsman (Fr.)	120	74

## Assist Average

<i>in existence since 1972-73 season</i>				
Rk	DI	Name (Class)	APG	Yr.
1.		Tony Gwynn (Jr.)	8.2	80
2.		Keith Smith (Jr.)	7.3	82
3.		Tony Gwynn (Sr.)	6.31	81
4.		Dean Decker (Sr.)	6.28	78
5.		Wesley Stokes (Jr.)	5.8	04
6.		Bryan Williams (Jr.)	5.8	88
7.		Keith Smith (Sr.)	5.71	83
8.		Tony Gwynn (So.)	5.67	79
9.		Ray Leary (Sr.)	5.6	76
10.		Creon Dorsey (Jr.)	5.5	85

## Field Goals

Rk	DI	Name (Class)	FG	Yr.
1.	1.	Michael Cage (Sr.)	250	84
2.	2.	Anthony Watson (Sr.)	246	86
3.	3.	Kim Goetz (Sr.)	229	79
4.	4.	Brandon Heath (Sr.)	225	07
5.	5.	Anthony Watson (Jr.)	222	85
6.	6.	Randy Holcomb (Sr.)	220	02
7.	7.	Kawhi Leonard (So.)	211	11
8.	8.	Marty Dow (Sr.)	207	91
8.	8.	Steve Copp (Sr.)	207	76
10.	10.	Kim Goetz (Jr.)	206	78
	11.	Brandon Heath (Jr.)	204	06
	12.	Shawn Jamison (Jr.)	203	90
	13.	Chase Tapley (Jr.)	200	12
	13.	Aerick Sanders (Sr.)	200	04
	15.	Will Connelly (So.)	196	75
	16.	Steve Malovic (Sr.)	192	79
	17.	Michael Cage (Jr.)	191	83
	18.	Xavier Thames (Sr.)	188	14
	19.	Will Connelly (Jr.)	187	76
	20.	Mohamed Abukar (Sr.)	185	07
	20.	Tony Bland (Jr.)	185	02
	22.	Zach Jones (Jr.)	183	81
	23.	Tony Bland (Sr.)	180	03
	24.	Jimmy Harris (Sr.)	179	72
	25.	Chris McMurray (Jr.)	177	72

## Field Goal Attempts

DI	Name (Class)	FGA	Yr.
1.	Brandon Heath (Sr.)	534	07
2.	Anthony Watson (Sr.)	520	86
3.	Brandon Heath (Jr.)	481	06
4.	Kawhi Leonard (So.)	475	11
4.	Anthony Watson (Jr.)	475	85
6.	Xavier Thames (Sr.)	457	14
7.	Kim Goetz (Sr.)	451	79
8.	Michael Cage (Sr.)	445	84
9.	Chase Tapley (Jr.)	440	12
10.	Brandon Heath (So.)	432	05

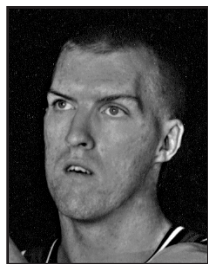
# Individual Season Records




MOUNTAIN WEST-RECORD 10-TIME CONFERENCE CHAMPION



Danny Newport



Leon Carter



Jason Hamilton



Tony Ross



Kim Goetz



Jason Richey

11.	Chris McMurray (Jr.)	428	72
12.	Randy Holcomb (Sr.)	426	02
13.	Steve Copp (Sr.)	417	76
14.	Tony Bland (Jr.)	416	02
15.	Jimmy Harris (Sr.)	413	72
16.	Will Connelly (So.)	410	75
17.	Jamaal Franklin (Jr.)	409	13
18.	Kim Goetz (Jr.)	401	78
19.	Jamaal Franklin (So.)	400	12
20.	Will Connelly (Jr.)	397	76
21.	Mohamed Abukar (Sr.)	392	07
22.	Tony Bland (Sr.)	392	03
23.	Trey Kell (So.)	390	16
24.	Zach Jones (Jr.)	387	81
25.	Lorrenzo Wade (Jr.)	387	08

12.	Al Faux (Sr.)	66	02
12.	Tony Ross (Jr.)	66	89
14.	Jason Richey (Jr.)	64	97
15.	Xavier Thames (Sr.)	61	14
15.	D.J. Gay (Jr.)	61	10
17.	Jeremy Hemsley (So.)	56	17
17.	Michael Best (Sr.)	56	90
19.	Josko Visnjic (Jr.)	55	98
20.	Aqel Quinn (Sr.)	54	15
21.	James Rahon (So.)	53	11
22.	Max Hoetzel (So.)	52	17
23.	Jamaal Franklin (So.)	51	12
23.	Michael Best (Jr.)	51	89
25.	Derric Croft (Jr.)	49	94

14.	Brandon Heath (Jr.)	40.83	06
15.	Steve Sir (Fr.)	40.4	03
16.	John Sharper (So.)	40.0	04
17.	Malik Pope (Jr.)	39.21	17
18.	Kyle Spain (Sr.)	39.18	09
19.	Deandre Moore (Jr.)	39.0	02
20.	Kyle Spain (Jr.)	38.6	08
21.	Trey Kell (So.)	38.4	16
22.	D.J. Gay (Jr.)	38.1	10
23.	Chase Tapley (So.)	38.0	11
24.	Xavier Thames (Sr.)	37.20	14
25.	Chase Tapley (Sr.)	37.6	13
25.	Chase Tapley (Fr.)	37.6	10

11.	Winston Shepard (Sr.)	194	16
12.	John Martens (Sr.)	183	86
13.	Anthony Watson (Sr.)	182	86
14.	Mitch McMullen (Jr.)	181	88
15.	Mitch McMullen (Sr.)	175	89
16.	Lorrenzo Wade (Jr.)	173	08
17.	Myron Epps (So.)	172	00
18.	Tony Bland (Sr.)	171	03
19.	Tony Bland (Jr.)	169	04
20.	Malcolm Thomas (Jr.)	167	10
20.	Randy Holcomb (Sr.)	167	02
22.	Chad Nelson (Sr.)	166	97
23.	Kyle Spain (Sr.)	164	09
24.	Mike Mackell (Sr.)	164	03
25.	Malcolm Thomas (Sr.)	162	11

## Field Goal Percentage

*min. 5 FGA per game*

Rk	DI	Name (Class)	Pct.	Yr.
1.	-	Danny Newport (Fr.)	79.9	54
2.	1.	Billy White (So.)	66.3	09
3.	2.	Billy White (Fr.)	61.5	08
4.	3.	Leon Carter (Sr.)	60.5	96
5.	4.	Leonard Allen (Sr.)	60.1	85
6.	5.	Kevin Betts (Sr.)	59.8	98
7.	6.	Jerome Habel (Jr.)	59.6	07
8.	7.	Billy White (Jr.)	58.3	10
9.	8.	Mitch McMullen (Sr.)	58.0	89
10.	9.	Joe McNaull (So.)	57.9	92
10.	10.	Von Jacobsen (Sr.)	57.3	71
11.	11.	Marty Dow (Sr.)	57.2	91
12.	12.	Michael Cage (Jr.)	57.0	83
13.	13.	Kevin Betts (Jr.)	56.9	97
14.	14.	Shawn Jamison (Jr.)	56.23	90
15.	15.	Leonard Allen (So.)	56.20	83
16.	16.	Billy White (Sr.)	56.18	11
16.	16.	Michael Cage (Sr.)	56.18	84
18.	18.	Steve Malovic (Jr.)	56.0	78
19.	19.	Michael Kennedy (Sr.)	55.93	85
20.	20.	Leonard Allen (Jr.)	55.88	84
21.	21.	Roy Krusiswyk (Sr.)	55.84	98
22.	22.	Michael Cage (Fr.)	55.83	81
23.	23.	Aerick Sanders (Sr.)	55.4	04
24.	24.	Myron Epps (Jr.)	54.88	01
25.	25.	Steve Malovic (Sr.)	54.86	79

## Three-Pt. Field Goal Atts.

*in existence since 1986-87 season*

Rk	Name (Class)	3FGA	Yr.
1.	Brandon Heath (Sr.)	247	07
2.	Brandon Heath (Jr.)	240	06
3.	Tony Ross (Fr.)	223	87
4.	Tony Ross (So.)	213	88
5.	D.J. Gay (Sr.)	204	11
6.	Jason Richey (Sr.)	202	98
7.	John Sharper (Sr.)	188	06
8.	Chase Tapley (Sr.)	186	13
9.	Trey Kell (So.)	185	16
10.	Josko Visnjic (Jr.)	179	98
10.	Jason Richey (Jr.)	179	97
12.	Chase Tapley (Jr.)	178	12
13.	Michael Best (Sr.)	173	90
14.	Kyle Spain (Sr.)	171	09
15.	Xavier Thames (Sr.)	164	14
16.	Al Faux (Sr.)	161	02
17.	D.J. Gay (Jr.)	160	10
17.	Brandon Heath (Fr.)	160	04
18.	Jamaal Franklin (So.)	157	12
20.	Tony Ross (Jr.)	153	89
21.	Derric Croft (Jr.)	152	94
22.	Brandon Heath (So.)	151	05
23.	Jeremy Hemsley (So.)	150	17
23.	Max Hoetzel (So.)	150	17
23.	Jamaal Franklin (Jr.)	150	13

## Three-Point FG Pct.

*min 20 3FGs; in existence since 1986-87 season*

Rk	Name (Class)	Pct.	Yr.
1.	Jason Hamilton (Fr.)	50.0	93
2.	Tony Ross (So.)	46.9	88
3.	Chad Nelson (Fr.)	46.7	94
4.	Tony Ross (Fr.)	46.6	87
5.	Richie Williams (So.)	45.8	07
6.	James Rahon (So.)	43.4	11
7.	Chase Tapley (Jr.)	43.3	12
8.	Tony Ross (Jr.)	43.1	89
9.	Michael Best (Jr.)	42.9	89
10.	Al Faux (Jr.)	42.1	01
11.	John Sharper (Sr.)	42.0	06
12.	Al Faux (Sr.)	41.0	02
13.	Brady Trenkle (So.)	40.84	97

## Three-Point Field Goals

*in existence since 1986-87 season*

Rk	Name (Class)	3FGs	Yr.
1.	Tony Ross (Fr.)	104	87
2.	Tony Ross (So.)	100	88
3.	Brandon Heath (Jr.)	98	06
4.	Brandon Heath (Sr.)	87	07
5.	John Sharper (Sr.)	79	06
6.	Chase Tapley (Jr.)	77	12
7.	D.J. Gay (Sr.)	73	11
8.	Jason Richey (Sr.)	72	98
9.	Trey Kell (So.)	71	16
10.	Chase Tapley (Sr.)	70	13
11.	Kyle Spain (Sr.)	67	09

## Free Throws

Rk	DI	Name (Class)	FT	Yr.
1.	-	Bob Brady (Jr.)	213	53
2.	1.	Xavier Thames (Sr.)	196	14
3.	2.	Marcus Slaughter (Jr.)	192	06
4.	3.	Michael Cage (Sr.)	186	84
4.	-	Bernie Finlay (Sr.)	186	60
6.	4.	Jamaal Franklin (Jr.)	180	13
7.	-	Tony Pinkins (So.)	170	55
8.	5.	Michael Cage (Jr.)	165	83
8.	-	Tony Pinkins (Sr.)	165	57
10.	6.	Jamaal Franklin (So.)	160	12
-	-	Tony Pinkins (Jr.)	150	56
-	-	Bob Brady (Sr.)	145	54
7.	7.	Chad Nelson (Sr.)	142	97
8.	8.	Marcus Slaughter (So.)	141	05
9.	9.	Anthony Watson (Sr.)	138	86
10.	10.	Winston Shepard (Sr.)	137	16
10.	10.	Kyle Spain (Sr.)	137	09
10.	10.	Leonard Allen (Sr.)	137	85
13.	13.	Brandon Heath (So.)	132	05
14.	14.	John Martens (Sr.)	130	86
15.	15.	Jason Richey (Jr.)	122	97
15.	15.	Chad Nelson (So.)	122	95
17.	17.	Tony Bland (Jr.)	120	02
18.	18.	Lorrenzo Wade (Jr.)	116	08
18.	18.	Mohamed Abukar (Sr.)	116	07
20.	20.	Shawn Jamison (Jr.)	114	90
21.	21.	Tony Bland (Sr.)	113	03
22.	22.	Trey Kell (Jr.)	111	17
22.	22.	Zylan Cheatham (Fr.)	111	16
24.	24.	Kawhi Leonard (So.)	110	11
25.	25.	Mike Mackell (Sr.)	108	03

## Free Throw Attempts

DI	Name (Class)	FTA	Yr.
1.	Marcus Slaughter (Jr.)	252	06
2.	Michael Cage (Sr.)	251	84
3.	Xavier Thames (Sr.)	235	14
4.	Shawn Jamison (Jr.)	232	90
5.	Jamaal Franklin (Jr.)	229	13
6.	Michael Cage (Jr.)	221	83
7.	Leonard Allen (Sr.)	204	85
8.	Winston Shepard (So.)	202	14
8.	Marcus Slaughter (So.)	202	05
10.	Jamaal Franklin (So.)	200	12

## Free Throw Percentage

*min. 3 FTA per game*

Rk	DI	Name (Class)	Pct.	Yr.
1.	1.	Kim Goetz (Sr.)	90.2	79
2.	2.	Jason Richey (Sr.)	85.7	98
3.	3.	Chad Nelson (Sr.)	85.5	97
4.	4.	Gary Schneider (Sr.)	85.2	71
5.	5.	Brandon Heath (Jr.)	84.9	06
6.	6.	Steve Malovic (Sr.)	83.7	79
7.	7.	Kyle Spain (Sr.)	83.5	09
8.	8.	Xavier Thames (Sr.)	83.4	14
9.	-	Mike Spilger (Sr.)	83.3	70
9.	-	Bob Brady (Sr.)	83.3	54
9.	-	Mohamed Abukar (Sr.)	82.9	07
10.	10.	Xavier Thames (So.)	82.8	12
-	-	Bernie Finlay (So.)	82.6	59
11.	11.	Brandon Heath (So.)	82.0	05
12.	12.	Courtie Miller (Jr.)	81.7	93
13.	13.	Mark Delsman (Sr.)	81.3	77
14.	14.	Courtie Miller (Sr.)	81.1	94
14.	14.	Steve Malovic (Jr.)	81.1	78
16.	16.	Jamaal Franklin (So.)	80.0	12
16.	16.	Kyle Spain (Jr.)	80.0	08
18.	18.	Chad Nelson (Jr.)	79.8	96
19.	19.	Tony Gwynn (Jr.)	79.0	80
20.	20.	Jamaal Franklin (Jr.)	78.6	13
21.	21.	Jimmy Wilkins (Jr.)	78.5	71
22.	22.	Chris McMurray (Jr.)	78.4	72
23.	23.	Anthony Watson (Jr.)	78.1	85
24.	24.	Pete Geoff (Sr.)	78.1	73

## Blocks

*in existence since 1978-79 season*


Rk	Name (Class)	Blks.	Yr.
1.	Skylar Spencer (Jr.)	91	15
2.	Skylar Spencer (So.)	89	14
3.	Leonard Allen (Sr.)	82	85
4.	Malcolm Thomas (Sr.)	75	11
5.	Skylar Spencer (Sr.)	72	16
6.	Valentine Izundu (Jr.)	53	17
7.	Malcolm Thomas (Jr.)	52	10
8.	Skylar Spencer (Fr.)	51	13
9.	Michael Cage (Sr.)	47	84
10.	Marty Dow (Sr.)	46	91



# Individual Season Records



MOUNTAIN WEST-RECORD 10-TIME CONFERENCE CHAMPION



Leonard Allen




Tony Bland



Aerick Sanders



Randy Holcomb



Steve Copp



Steve Malovic

10.	Leonard Allen (Jr.)	46	84
12.	Leonard Allen (Fr.)	45	82
13.	Eddy Gordon (Fr.)	43	80

## Steals

*in existence since 1978-79 season*

Rk	Name (Class)	Stls.	Yr.
1.	Richie Williams (Sr.)	77	09
2.	Anthony Watson (Jr.)	74	85
3.	Richie Williams (So.)	69	07
4.	Matt Watts (Sr.)	65	99
4.	Michael Best (Sr.)	65	90
6.	Brandon Heath (Sr.)	64	07
7.	Brandon Heath (So.)	63	05
7.	Raymond King (Fr.)	63	96
7.	Creon Dorsey (Jr.)	63	85
10.	Lorrenzo Wade (So.)	62	07

## Minutes Played

*since 1978-79 season*

Rk	Name (Class)	Min.	Yr.
1.	D.J. Gay (Sr.)	1,302	11
2.	Brandon Heath (Sr.)	1,217	07
3.	JJ O'Brien (Sr.)	1,183	15
4.	D.J. Gay (Jr.)	1,175	10
5.	Kawhi Leonard (So.)	1,172	11
6.	Brandon Heath (Jr.)	1,164	06
7.	Chase Tapley (Jr.)	1,157	12
8.	Tony Bland (Jr.)	1,140	02
9.	Malcolm Thomas (Sr.)	1,126	11
10.	Xavier Thames (Sr.)	1,126	14
11.	Richie Williams (So.)	1,123	07
12.	Jamaal Franklin (Jr.)	1,091	13
13.	Richie Williams (Sr.)	1,090	09
14.	Michael Cage (Sr.)	1,085	84
15.	Trey Kell (So.)	1,084	16
16.	Shawn Jamison (Jr.)	1,082	90
17.	Michael Cage (So.)	1,076	82
18.	Michael Cage (Jr.)	1,070	83
19.	Winston Shepard (Sr.)	1,067	16
19.	Randy Holcomb (Sr.)	1,067	02
21.	Kawhi Leonard (Fr.)	1,064	10
22.	Malcolm Thomas (Jr.)	1,063	10
23.	Mohamed Abukar (Sr.)	1,061	07
24.	Lorrenzo Wade (Jr.)	1,059	08
25.	Trey Kell (Jr.)	1,050	17

## Efficiency Points

*since 1978-79 season*

Rk	Name (Class)	Pts.	Yr.
1.	Michael Cage (Sr.)	820	84
2.	Kawhi Leonard (So.)	725	11
3.	Michael Cage (Jr.)	717	83
4.	Jamaal Franklin (Jr.)	659	13
5.	Marcus Slaughter (Jr.)	643	06
6.	Aerick Sanders (Sr.)	634	04
7.	Malcolm Thomas (Sr.)	628	11
8.	Steve Malovic (Sr.)	620	79
9.	Kawhi Leonard (Fr.)	597	10

10.	Marty Dow (Sr.)	589	91
11.	Randy Holcomb (Sr.)	584	02
12.	Leonard Allen (Sr.)	584	85
13.	Xavier Thames (Sr.)	558	14
14.	Jamaal Franklin (So.)	545	12
15.	Michael Cage (Fr.)	537	81
16.	Anthony Watson (Sr.)	527	86
17.	Malcolm Thomas (Jr.)	525	10
18.	Chase Tapley (Jr.)	517	12
19.	Leon Carter (Sr.)	504	96
20.	Brandon Heath (Sr.)	503	07
20.	Rodney Hawkins (Sr.)	503	98
22.	Marcus Slaughter (So.)	492	05
23.	Kyle Spain (Sr.)	477	09
24.	Mohamed Abukar (Sr.)	475	07
25.	Kim Goetz (Sr.)	474	79

## Efficiency Average

*since 1978-79 season*

Rk	Name (Class)	EPG	Yr.
1.	Michael Cage (Sr.)	29.29	84
2.	Michael Cage (Jr.)	25.61	83
3.	Steve Malovic (Sr.)	22.96	79
4.	Marcus Slaughter (Jr.)	21.43	06
5.	Aerick Sanders (Sr.)	21.13	04
6.	Marty Dow (Sr.)	20.31	91
7.	Kawhi Leonard (So.)	20.14	11
8.	Jamaal Franklin (Jr.)	19.97	13
9.	Michael Cage (Fr.)	19.89	81
10.	Leonard Allen (Sr.)	18.84	85
11.	Anthony Watson (Sr.)	18.82	86
12.	Kim Goetz (Sr.)	18.23	79
13.	Marcus Slaughter (So.)	18.22	05
14.	Randy Holcomb (Sr.)	17.70	02
15.	Kawhi Leonard (Fr.)	17.55	10
16.	Leon Carter (Sr.)	17.38	96
17.	Rodney Hawkins (Sr.)	17.34	88
18.	Jamaal Franklin (So.)	17.03	12
19.	Malcolm Thomas (Sr.)	16.97	11
20.	Eddy Gordon (Fr.)	16.78	80
21.	Joe McNaull (So.)	15.93	92
22.	Michael Cage (So.)	15.86	82
23.	Carlus Groves (Sr.)	15.68	94
24.	Mitch McMullen (Sr.)	15.52	89
25.	Xavier Thames (Sr.)	15.50	14

## Pts.-Rebs.-Assists (PRA)

*since 1972-73 season*

Rk	Name (Class)	PRA	Yr.
1.	Michael Cage (Sr.)	1,050	84
2.	Kawhi Leonard (So.)	1,028	11
3.	Jamaal Franklin (Jr.)	981	13
4.	Michael Cage (Jr.)	932	83
5.	Randy Holcomb (Sr.)	911	02
6.	Brandon Heath (Sr.)	884	07
7.	Marcus Slaughter (Jr.)	879	06
8.	Anthony Watson (Sr.)	868	86
9.	Jamaal Franklin (So.)	856	12
10.	Xavier Thames (Sr.)	853	14
11.	Kawhi Leonard (Fr.)	834	10

12.	Brandon Heath (Jr.)	832	06
12.	Steve Copp (Sr.)	832	76
14.	Aerick Sanders (Sr.)	808	04
15.	Malcolm Thomas (Sr.)	807	11
16.	Steve Malovic (Sr.)	793	79
17.	Marty Dow (Sr.)	786	91
18.	Will Connelly (Jr.)	771	76
19.	Winston Shepard (Sr.)	768	16
20.	Tony Bland (Jr.)	762	02
21.	Chase Tapley (Jr.)	760	12
22.	Shawn Jamison (Jr.)	759	90
23.	Marcus Slaughter (So.)	757	05
24.	Lorrenzo Wade (Jr.)	756	08
25.	Anthony Watson (Jr.)	751	85

## PRA Average

*since 1972-73 season*

Rk	Name (Class)	PRA/GYr.	
1.	Michael Cage (Sr.)	37.50	84
2.	Michael Cage (Jr.)	33.29	83
3.	Anthony Watson (Sr.)	31.00	86
4.	Jamaal Franklin (Jr.)	29.73	13
5.	Steve Malovic (Sr.)	29.37	79
6.	Marcus Slaughter (Jr.)	29.30	06
7.	Steve Copp (Sr.)	28.69	76
8.	Chris McMurray (Jr.)	28.64	72
9.	Kawhi Leonard (So.)	28.56	11
10.	Marcus Slaughter (So.)	28.04	05
11.	Randy Holcomb (Sr.)	27.61	02
12.	Will Connelly (So.)	27.52	75
13.	Marty Dow (Sr.)	27.10	91
14.	Aerick Sanders (Sr.)	26.93	04
15.	Brandon Heath (Sr.)	26.78	07
16.	Kim Goetz (Sr.)	26.77	79
17.	Jamaal Franklin (So.)	26.75	12
18.	Will Connelly (Jr.)	26.59	76
19.	Carlus Groves (Sr.)	25.95	94
20.	Brandon Heath (So.)	25.52	05
21.	Jason Richey (Jr.)	25.48	97
22.	Brandon Heath (Jr.)	25.21	06
23.	Steve Copp (Jr.)	25.11	75
24.	Steffond Johnson (Sr.)	24.76	86
25.	Joel Kramer (Sr.)	24.68	78

## Victories

DI	Name (Class)	Wins	Yr.
1.	Brian Carlwell (Sr.)	34	11
1.	D.J. Gay (Sr.)	34	11
1.	James Rahon (So.)	34	11
1.	Malcolm Thomas (Sr.)	34	11
5.	Kawhi Leonard (So.)	33	11
5.	Billy White (Sr.)	33	11
7.	Matt Shrigley (Fr.)	31	14
7.	Skylar Spencer (So.)	31	14
7.	Xavier Thames (Sr.)	31	14
7.	Chase Tapley (So.)	31	11
11.	Josh Davis (Sr.)	30	14
11.	JJ O'Brien (So.)	30	14
11.	Winston Shepard (So.)	30	14
14.	Dwayne Polee II (Jr.)	29	14

14.	Aqeel Quinn (Jr.)	29	14
16.	Dakarai Allen (Jr.)	28	16
16.	Angelo Chol (Sr.)	28	16
16.	Zylan Cheatham (Fr.)	28	16
16.	Trey Kell (So.)	28	16
16.	Malik Pope (So.)	28	16
16.	Skylar Spencer (Sr.)	28	16
16.	Tim Shelton (Jr.)	28	11
23.	Jeremy Hemsley (Fr.)	27	16
23.	Winston Shepard (Sr.)	27	16
23.	JJ O'Brien (Sr.)	27	16
23.	Winston Shepard (Jr.)	27	16
23.	Skylar Spencer (Jr.)	27	16

## Key

For the purposes of this book, anytime a season is listed as one year, the back half of the season is designated. (e.g. 1989-90 is 90).  
**Efficiency Rating** - ((PTS + REB + AST + STL + BLK) - ((FGA - FGM) + (FTA - FTM) + TO)) / G.



# Individual Career Records



MOUNTAIN WEST-RECORD 10-TIME CONFERENCE CHAMPION

San Diego State's all-time career records are listed below. The number beneath Rk. indicates the ranking on the all-time records list since SDSU started playing basketball in 1921 or since the statistic was created unless otherwise noted. Beneath the DI column is the ranking since San Diego State started competing at the Division I level in 1970-71. A complete key can be found on page 109.

## Points

Rk	DI	Name	Years	GP	Points
1.	2.	Brandon Heath	04-05-06-07	125	2,189
2.	2.	Michael Cage	81-82-83-84	112	1,846
3.	3.	Anthony Watson	83-84-85-86	110	1,735
4.	4.	Chase Tapley	10-11-12-13	134	1,526
5.	-	Tony Pinkins	55-56-57	82	1,475
6.	5.	Winston Shepard	13-14-15-16	139	1,401
7.	-	Bob Brady	52-53-54	74	1,389
8.	6.	Steve Copp	73-74-75-76	93	1,307
9.	7.	Billy White	08-09-10-11	134	1,294
10.	-	Al Skalecky	66-67-68	82	1,271
11.	8.	Tony Ross	87-88-89	85	1,259
12.	9.	Xavier Thames	12-13-14	97	1,232
13.	10.	Kyle Spain	06-07-08-09	115	1,230
14.	11.	Chad Nelson	94-95-96-97	112	1,225
15.	12.	Marcus Slaughter	04-05-06	87	1,211
16.	13.	Lorenzo Wade	07-08-09	92	1,200
17.	14.	Will Connelly	75-76-77	82	1,188
17.	-	Von Jacobsen	69-70-71	78	1,188
19.	15.	Jamaal Franklin	11-12-13	87	1,181
20.	16.	D.J. Gay	08-09-10-11	140	1,178
21.	-	Bernie Finlay	58-59-60	73	1,110
22.	17.	Trey Kell	15-16-17	106	1,109
23.	18.	Myron Epps	99-00-01-02	113	1,090
24.	19.	Eddie Morris	80-81-82-83	105	1,089
25.	-	Danny Newport	54-55-56	76	1,048
26.	-	Milton Phelps	39-40-41	97	1,043
27.	-	Dave Miller	66-67-68	82	1,034
28.	20.	Leonard Allen	82-83-84-85	116	1,019
29.	21.	Tony Bland	02-03	63	1,012
30.	22.	Kim Goetz	78-79	54	1,005
	23.	Randy Holcomb	01-02	61	1,002
	24.	Kawhi Leonard	10-11	70	990
	25.	Joel Kramer	74-76-77-78	99	949

## Scoring Average

Rk	DI	Name	Years	GP	PPG
1.	-	Bob Brady	52-53-54	74	18.8
2.	1.	Kim Goetz	78-79	54	18.6
3.	-	Tony Pinkins	55-56-57	83	18.1
4.	2.	Brandon Heath	04-05-06-07	125	17.51
5.	3.	Jason Richey	97-98	52	17.46
6.	4.	Michael Cage	81-82-83-84	112	16.5
7.	5.	Randy Holcomb	01-02	61	16.4
8.	6.	Tony Bland	02-03	63	16.1
9.	7.	Anthony Watson	83-84-85-86	110	15.8
10.	-	Al Skalecky	66-67-68	82	15.5
11.	-	Von Jacobsen	69-70-71	77	15.4
12.	8.	Chris McMurray	72-73	42	15.238
13.	9.	Steve Malovic	78-79	55	15.236
14.	-	Bernie Finlay	58-59-60	73	15.205
15.	10.	Mohamed Abukar	06-07	54	15.167
16.	-	Dick Maureau	61-62	49	15.1
17.	11.	Marty Dow	90-91	52	14.9
18.	12.	Jimmy Harris	71-72	54	14.814
19.	13.	Tony Ross	87-88-89	85	14.812
20.	14.	Zack Jones	81-82	54	14.7
21.	15.	Will Connelly	75-76-77	82	14.5
22.	-	Bob Lundgren	67-68	45	14.3
23.	16.	Kawhi Leonard	10-11	70	14.1
24.	17.	Steve Copp	73-74-75-76	93	14.054
25.	18.	Marcus Slaughter	04-05-06	87	13.919
	19.	Al Faux	01-02	57	13.84
	20.	Mitch McMullen	88-89	58	13.78
	21.	Matt Watts	98-99	53	13.7
	22.	Jamaal Franklin	11-12-13	87	13.6
	23.	Lorenzo Wade	07-08-09	92	13.0
	24.	Xavier Thames	12-13-14	97	12.701
	25.	Marc Carter	94-95	56	12.70

## Rebounds

Rk	DI	Name	Years	GP	Rebs.
1.	1.	Michael Cage	81-82-83-84	112	1,317
2.	-	Al Skalecky	66-67-68	82	1,090
3.	2.	Marcus Slaughter	04-05-06	87	775
4.	-	Larry Meek	63-64-65	75	764
5.	3.	Steve Copp	73-74-75-76	93	737
6.	4.	Leonard Allen	82-83-84-85	116	724
7.	5.	Kawhi Leonard	10-11	70	716
8.	6.	Joel Kramer	74-76-77-79	99	711
9.	7.	Winston Shepard	13-14-15-16	139	708
10.	8.	Aerick Sanders	01-02-03-04	109	686
11.	9.	Skyler Spencer	13-14-15-16	144	652
12.	-	Noel Mickelsen	54-55-56	79	642
13.	10.	Will Connelly	75-76-77	82	641
14.	11.	Eddy Gordon	80-81-82-83	107	631
15.	12.	Billy White	08-09-10-11	134	614
16.	13.	Jamaal Franklin	11-12-13	87	605
17.	-	Tony Pinkins	55-56-57	82	604
14.	Kyle Spain	06-07-08-09	115	596	
15.	Joe McNaull	91-92-93	86	572	
16.	Malcolm Thomas	10-11	71	561	
17.	Marcelo Correa	97-98-99-00-01	112	522	
18.	Myron Epps	99-00-01-02	113	508	
19.	JJ O'Brien	13-14-15	105	502	
20.	Chris McMurray	72-73	42	492	
21.	Steve Malovic	78-79	55	484	
22.	Randy Holcomb	01-02	61	481	
23.	Allen Bunting	74-75-76	78	456	
24.	Richie Williams	06-07-08-09	127	445	
25.	Lorenzo Wade	07-08-09	92	443	

## Rebound Average

Rk	DI	Name	Years	GP	RPG
1.	-	Al Skalecky	66-67-68	82	13.3
1.	Michael Cage	81-82-83-84	112	11.8	
2.	Kawhi Leonard	10-11	70	10.2	
3.	Marcus Slaughter	04-05-06	87	8.9	
4.	Steve Malovic	78-79	55	8.8	
5.	Marty Dow	90-91	52	8.0	
6.	Steve Copp	73-74-75-76	93	7.9247	
7.	Larry Jones	72-73	53	7.9245	
8.	Malcolm Thomas	10-11	71	7.90	
9.	Randy Holcomb	01-02	61	7.885	
10.	Will Connelly	75-76-77	82	7.817	
11.	Joel Kramer	74-76-77-78	99	7.2	
12.	Mitch McMullen	88-89	58	7.03	
13.	Jamaal Franklin	11-12-13	87	6.95	
14.	Leon Carter	95-96	57	6.93	
15.	John Anderson	73-74	52	6.8	
16.	Joe McNaull	91-92-93	86	6.7	
17.	Aerick Sanders	01-02-03-04	109	6.294	
18.	Roy Kruiwyk	97-98	55	6.290	
19.	Leonard Allen	82-83-84-85	116	6.24	
20.	Marc Carter	94-95	56	6.1	

## Assists

Rk	Name	Years	GP	Assists
1.	Tony Gwynn	78-79-80-81	107	590
2.	Richie Williams	06-07-08-09	127	479
3.	Chad Nelson	94-95-96-97	112	412
4.	Brandon Heath	04-05-06-07	125	394
5.	Mark Delsman	74-75-76-77	109	376
6.	Anthony Watson	83-84-85-86	110	356
7.	Keith Smith	82-83	53	349
8.	D.J. Gay	08-09-10-11	140	344
9.	Deandre Moore	01-02-03	88	339
10.	Xavier Thames	12-13-14	97	316
11.	Winston Shepard	13-14-15-16	139	315

12.	Dean Decker	77-78	56	307
13.	Chase Tapley	10-11-12-13	134	303
14.	Ray Leary	74-75-76	76	279
15.	Lorenzo Wade	07-08-09	92	275
16.	Mike Dodd	76-77-78-79	91	271
17.	Creon Dorsey	85-86	59	263
18.	Bryan Williams	88-89	48	243
19.	Michael Best	89-90	56	238
20.	Tony Bland	02-03	63	213
21.	Arthur Massey	90-91	59	212
22.	Jeff Konek	85	57	211
23.	Trey Kell	15-16-17	106	206
24.	David Abramowitz	99-00-01	79	189
25.	Jason Richey	97-98	52	184
	Gary Earle	74-75-76	81	184

## Assist Average

Rk	Name	Years	GP	APG
1.	Keith Smith	82-83	53	6.6
2.	Tony Gwynn	78-79-80-81	107	5.51
3.	Dean Decker	77-78	56	5.48
4.	Creon Dorsey	85-86	59	4.5
5.	Michael Best	89-90	56	4.3
6.	Deandre Moore	01-02-03	88	3.85
7.	Richie Williams	06-07-08-09	127	3.77
8.	Jeff Konek	85	57	3.702
9.	Chad Nelson	94-95-96-97	112	3.679
10.	Ray Leary	74-75-76	76	3.671

## Field Goals

Rk	DI	Name	Years	GP	FG
1.	1.	Brandon Heath	04-05-06-07	125	749
2.	2.	Anthony Watson	83-84-85-86	110	702
3.	3.	Michael Cage	81-82-83-84	112	679
4.	4.	Chase Tapley	10-11-12-13	134	573
5.	5.	Billy White	08-09-10-11	134	529
6.	6.	Steve Copp	73-74-75-76	93	507
7.	-	Tony Pinkins	55-56-57	82	495
8.	7.	Eddie Morris	80-81-82-83	105	483
9.	-	Al Skalecky	66-67-68	82	481
10.	8.	Will Connelly	75-76-77	82	477
11.	9.	Winston Shepard	13-14-15-16	139	466
12.	-	Bob Brady	52-53-54	74	461
13.	10.	Von Jacobsen	69-70-71	78	457
14.	11.	Lorenzo Wade	07-08-09	92	448
15.	12.	Kim Goetz	78-79	54	435
13.	Tony Ross	87-88-89	85	413	
14.	Myron Epps	99-00-01-02	113	407	
15.	Joel Kramer	74-76-77-78	99	406	
16.	Marcus Slaughter	04-05-06	87	403	
17.	Leonard Allen	82-83-84-85	116	396	
18.	Mike Dodd	76-77-78-79	91	392	
19.	Randy Holcomb	01-02	61	383	
20.	Kyle Spain	06-07-08-09	115	382	

## Field Goal Attempts

Rk	Name	Years	GP	FGA
1.	Brandon Heath	04-05-06-07	125	1,815
2.	Anthony Watson	83-84-85-86	110	1,576
3.	Chase Tapley	10-11-12-13	134	1,247
4.	Michael Cage	81-82-83-84	112	1,238
5.	Winston Shepard	13-14-15-16	139	1,164
6.	Steve Copp	73-74-75-76	93	1,126
7.	Eddie Morris	80-81-82-83	105	1,098
8.	D.J. Gay	08-09-10-11	140	1,046
9.	Will Connelly	75-76-77	82	1,020
10.	Lorenzo Wade	07-08-09	92	977
11.	Trey Kell	15-16-17	106	957
12.	Xavier Thames	12-13-14	97	949
13.	Tony Ross	87-88-89	85	933



# Individual Career Records



MOUNTAIN WEST-RECORD 10-TIME CONFERENCE CHAMPION

20. Marcus Slaughter 04-05-06 87 107

## Games Played

Rk	DI	Name	Years	GP
1.	1.	Skylar Spencer	13-14-15-16	144
2.	2.	D.J. Gay	08-09-10-11	140
3.	3.	Winston Shepard	13-14-15-16	139
4.	4.	Chase Tapley	10-11-12-13	134
4.	4.	Billy White	08-09-10-11	134
6.	6.	Dakarai Allen	14-15-16-17	133
7.	7.	Richie Williams	06-07-08-09	127
8.	8.	Brandon Heath	04-05-06-07	125
9.	9.	Matt Thomas	05-06-07-08-09	124
10.	10.	John Sharper	03-04-05-06	119
11.	11.	Leonard Allen	82-83-84-85	116
12.	12.	Kyle Spain	06-07-08-09	115
13.	13.	Matt Shrigley	14-15-16-17	113
13.	13.	Myron Epps	99-00-01-02	113
13.	13.	Berry Randle	93-94-95-96	113
16.		Marcelo Correa	97-98-99-00-01	112
16.		Chad Nelson	94-95-96-97	112
16.		Michael Cage	81-82-83-84	112
19.		Chris Walton	01-02-04-05	110
19.		Anthony Watson	83-84-85-86	110

## Games Started

<i>since 1978-79</i>				
Rk	Name	Years	GP	GS
1.	Billy White	08-09-10-11	134	124
2.	D.J. Gay	08-09-10-11	140	120
2.	Brandon Heath	04-05-06-07	125	120
4.	Chase Tapley	10-11-12-13	134	114
5.	Michael Cage	81-82-83-84	112	112
6.	Leonard Allen	82-83-84-85	116	110
7.	Richie Williams	06-07-08-09	127	109
8.	JJ O'Brien	13-14-15	105	104
9.	Chad Nelson	94-95-96-97	112	103
10.	Skylar Spencer	13-14-15	144	102
10.	Winston Shepard	13-14-15	139	101
12.	Kyle Spain	06-07-08-09	115	95
13.	Anthony Watson	83-84-85-86	110	93
14.	Xavier Thames	12-13-14	97	91
14.	Marcelo Correa	97-98-99-00-01	112	91
16.	Trey Kell	15-16-17	106	85
17.	Myron Epps	99-00-01-02	113	81
18.	Marcus Slaughter	04-05-06	87	74
19.	Lorenzo Wade	07-08-09	92	73
19.	Deandre Moore	01-02-03	88	73

## Consecutive Games Started

<i>since 1980-81 season</i>				
Rk	Name	Years	GP	CGS
1.	Michael Cage	81-82-83-84	112	112
2.	Chad Nelson	94-95-96-97	112	103
3.	Brandon Heath	04-05-06-07	125	85
4.	Skylar Spencer	13-14-15-16	144	76
5.	D.J. Gay	08-09-10-11	140	71
6.	Leonard Allen	82-83-84-85	116	70
7.	Malcolm Thomas	10-11	71	68
8.	Trey Kell	15-16-17	106	66
9.	Kawhi Leonard	10-11	70	64
10.	Winston Shepard	13-14-15-16	139	62
10.	JJ O'Brien	13-14-15	105	62
12.	Randy Holcomb	01-02	61	61
13.	Aerick Sanders	01-02-03-04	109	60
14.	Myron Epps	99-00-01-02	113	58
15.	Chris Walters	1993-94	57	57
15.	Joe McNaull	91-92-93	86	57
17.	Jamaal Franklin	11-12-13	87	55
17.	Kevin Betts	97-98	55	55
17.	Anthony Watson	83-84-85-86	110	55

## Minutes Played

<i>since 1978-79 season</i>				
Rk	Name	Years	GP	Min.
1.	Brandon Heath	04-05-06-07	125	4,275

2.	Michael Cage	81-82-83-84	112	4,262
3.	D.J. Gay	08-09-10-11	140	4,222
4.	Chase Tapley	10-11-12-13	134	3,813
5.	Richie Williams	06-07-08-09	127	3,780
6.	Chad Nelson	94-95-96-97	103	3,692
7.	Winston Shepard	13-14-15-16	139	3,583
8.	Billy White	08-09-10-11	134	3,532
9.	Anthony Watson	83-84-85-86	110	3,330
10.	Leonard Allen	82-83-84-85	116	3,191
11.	Skylar Spencer	13-14-15-16	144	3,100
12.	JJ O'Brien	13-14-15	105	3,077
13.	Xavier Thames	12-13-14	97	3,035
14.	Myron Epps	99-00-01-02	113	2,971
15.	Kyle Spain	06-07-08-09	115	2,948
16.	Lorenzo Wade	07-08-09	92	2,911
17.	Trey Kell	15-16-17	106	2,843
18.	Marcus Slaughter	04-05-06	87	2,659
19.	Eddie Morris	80-81-82-83	105	2,627
20.	Marcelo Correa	97-98-99-00-01	112	2,594

## Efficiency Points

<i>since 1978-79 season</i>				
Rk	Name	Years	GP	Eff. Pts.
1.	Michael Cage	81-82-83-84	112	2,534
2.	Brandon Heath	04-05-06-07	125	1,652
3.	Billy White	08-09-10-11	134	1,635
4.	Chase Tapley	10-11-12-13	134	1,574
5.	Marcus Slaughter	04-05-06	87	1,495
6.	Steve Copp	73-74-75-76	93	1,450
7.	Joel Kramer	74-76-77-78	99	1,407
8.	Leonard Allen	82-83-84-85	116	1,395
9.	Chad Nelson	94-95-96-97	112	1,351
10.	Winston Shepard	13-14-15-16	139	1,343
11.	Anthony Watson	83-84-85-86	110	1,337
12.	Kawhi Leonard	10-11	70	1,322
13.	Kyle Spain	06-07-08	115	1,308
14.	Aerick Sanders	01-02-03-04	109	1,276
15.	Jamaal Franklin	11-12-13	87	1,282
16.	Skylar Spencer	13-14-15-16	144	1,252
16.	Lorenzo Wade	07-08-09	92	1,244
18.	Richie Williams	06-07-08-09	127	1,220
19.	Will Connelly	75-76-77	82	1,216
20.	Malcolm Thomas	10-11	71	1,153
21.	Xavier Thames	12-13-14	97	1,139
22.	Steve Malovic	78-79	55	1,137

## Efficiency Average

<i>min. 50 games; since 1978-79 season</i>				
Rk	Name	Years	GP	EPG
1.	Michael Cage	81-82-83-84	112	22.63
2.	Steve Malovic	78-79	55	20.67
3.	Kawhi Leonard	10-11	70	18.89
4.	Marty Dow	90-91	52	17.52
5.	Marcus Slaughter	04-05-06	87	17.18
6.	Malcolm Thomas	10-11	71	16.24
7.	Kim Goetz	78-79	54	16.09
8.	Steve Copp	73-74-75-76	93	15.59
9.	Randy Holcomb	01-02	61	15.34
10.	Will Connelly	75-76-77	82	14.83
11.	Jamaal Franklin	11-12-13	87	14.74
12.	Jason Richey	97-98	52	14.40
13.	Joel Kramer	74-76-77-78	99	14.21
14.	Mohamed Abukar	06-07	54	14.20
15.	Leon Carter	95-96	57	13.82
16.	Mitch McMullen	88-89	58	13.78
17.	Lorenzo Wade	07-08-09	92	13.52
18.	Tony Bland	02-03	63	13.27
19.	Brandon Heath	04-05-06-07	125	13.22
20.	Kevin Betts	97-98	55	13.14

## Points-Rebounds-Assists

<i>since 1972-73 season</i>				
Rk	Name	Years	GP	PRA
1.	Michael Cage	81-82-83-84	112	3,261
2.	Brandon Heath	04-05-06-07	125	3,002
3.	Anthony Watson	83-84-85-86	110	2,453

4.	Winston Shepard	13-14-15-16	139	2,424
5.	Chase Tapley	10-11-12-13	134	2,238
6.	Steve Copp	73-74-75-76	93	2,215
7.	Marcus Slaughter	04-05-06	87	2,099
8.	Billy White	08-09-10-11	134	2,069
9.	Chad Nelson	94-95-96-97	112	2,007
10.	Kyle Spain	06-07-08-09	115	1,959
11.	Jamaal Franklin	11-12-13	87	1,952
12.	Lorenzo Wade	07-08-09	92	1,918
13.	Will Connelly	75-76-77	82	1,901
14.	Kawhi Leonard	10-11	70	1,862
15.	Xavier Thames	12-13-14	97	1,833
16.	Joel Kramer	74-76-77-78	99	1,822
17.	Richie Williams	06-07-08-09	127	1,807
18.	D.J. Gay	08-09-10-11	140	1,783
19.	Leonard Allen	82-83-84-85	116	1,765
20.	Tony Gwynn	78-79-80-81	107	1,730

## Victories

<i>since 1975-76</i>				
Rk	Name	Years	GP	Wins
1.	Skylar Spencer	13-14-15-16	144	109
2.	D.J. Gay	08-09-10-11	140	105
3.	Winston Shepard	13-14-15-16	139	104
4.	Chase Tapley	10-11-12-13	134	103
5.	Billy White	08-09-10-11	134	101
6.	Dakarai Allen	14-15-16-17	133	99
7.	Matt Shrigley	14-15-16-17	113	85
7.	Tim Shelton	08-09-10-11-12	109	85
7.	Richie Williams	06-07-08-09	127	85
10.	JJ O'Brien	13-14-15	105	80
10.	Kyle Spain	06-07-08-09	115	80
12.	James Rahon	11-12-13	100	78
13.	Leonard Allen	82-83-84-85	116	76
14.	Xavier Thames	12-13-14	97	75
15.	Matt Thomas	05-06-07-08-09	124	74
16.	Trey Kell	15-16-17	106	73
17.	Brandon Heath	04-05-06-07	125	71
18.	Jamaal Franklin	11-12-13	87	68
18.	Michael Cage	81-82-83-84	112	68
20.	Malik Pope	15-16-17	93	65

## Conference Victories

<i>since 1975-76</i>				
Rk	Name	Years	CGP	Wins
1.	Winston Shepard	13-14-15-16	70	55
1.	Skylar Spencer	13-14-15-16	70	55
3.	Dakarai Allen	14-15-16-17	68	51
4.	Matt Shrigley	14-15-16-17	64	49
5.	D.J. Gay	08-09-10-11	64	45
6.	Billy White	08-09-10-11	56	43
7.	Chase Tapley	10-11-12-13	59	41
8.	JJ O'Brien	13-14-15	51	39
8.	Richie Williams	06-07-08-09	60	39
10.	Trey Kell	15-16-17	53	38
10.	Malik Pope	15-16-17	50	38
12.	Kyle Spain	06-07-08-09	51	36
12.	Leonard Allen	82-83-84-85	64	36
14.	Xavier Thames	12-13-14	44	33
14.	Michael Cage	81-82-83-84	64	33
16.	Matt Thomas	05-06-07-08-09	59	32
16.	Brandon Heath	04-05-06-07	60	32
16.	Anthony Watson	83-84-85-86	64	32
19.	James Rahon	11-12-13	44	31
20.	Angelo Chol	15-16	36	30
20.	Aqel Quinn	14-15	36	30
20.	Tim Shelton	08-09-10-11-12	43	30

### Key

For the purposes of this book, anytime a season is listed as one year, the back half of the season is designated. (e.g. 1989-90 is 90). Efficiency Rating - ((PTS + REB + AST + STL + BLK) - ((FGA - FGM) + (FTA - FTM) + TO)) / G.



# Div. I Era Freshman Season Records



MOUNTAIN WEST-RECORD 10-TIME CONFERENCE CHAMPION

## Points

Rk	Name	Points	Year
1.	Tony Ross	455	1987
2.	Jeremy Hemsley	443	2016
3.	Kawhi Leonard	433	2010
4.	Brandon Heath	413	2004
5.	Eddy Gordon	345	1980
6.	Presnell Gilbert	338	1977
7.	Anthony Watson	319	1983
7.	Eddie Morris	319	1980
9.	Myron Epps	308	1999
10.	Zylan Cheatham	300	2016

## Scoring Average

Rk	Name	PPG	Year
1.	Tony Ross	16.3	1987
2.	Presnell Gilbert	15.4	1977
3.	Brandon Heath	13.8	2004
4.	Eddie Morris	13.3	1980
5.	Eddy Gordon	12.8	1980
6.	Kawhi Leonard	12.7	2010
7.	Jeremy Hemsley	12.0	2016
8.	Myron Epps	11.8	1999
9.	Anthony Watson	11.4	1983
10.	Michael Cage	10.9	1981

## Rebounds

Rk	Name	Rebounds	Year
1.	Michael Cage	355	1981
2.	Kawhi Leonard	336	2010
3.	Eddy Gordon	239	1980
4.	Zylan Cheatham	205	2016
5.	Marcus Slaughter	204	2004
6.	Billy White	195	2008
7.	Steve Copp	173	1973
8.	Tim Shelton	161	2009
9.	Kyle Spain	158	2006
10.	Myron Epps	149	1999

## Rebound Average

Rk	Name	RPG	Year
1.	Michael Cage	13.1	1981
2.	Kawhi Leonard	9.9	2010
3.	Eddy Gordon	8.9	1980
4.	Marcus Slaughter	6.8	2004
5.	Steve Copp	6.7	1973
6.	Presnell Gilbert	6.5	1977
7.	Billy White	5.9	2008
8.	Kyle Spain	5.6	2006
8.	Myron Epps	5.6	1999

## Assists

Rk	Name	Assists	Year
1.	Raymond King	150	1996
2.	Richie Williams	127	2006
3.	Mark Delsman	120	1974
4.	Bradley Jackson	101	2000
5.	Jason Hamilton	97	1993
6.	Chad Nelson	90	1994
7.	Anthony Watson	85	1983
8.	Tracy Dildy	73	1986
9.	Chase Tapley	72	2010
10.	Jeremy Hemsley	68	2016

## Assist Average

Rk	Name	APG	Year
1.	Raymond King	5.2	1996
2.	Mark Delsman	4.6	1974
3.	Richie Williams	3.8	2006
4.	Jason Hamilton	3.7	1993
5.	Bradley Jackson	3.6	2000
6.	Chad Nelson	3.2	1994
7.	Anthony Watson	3.0	1983
8.	Tracy Dildy	2.5	1986
9.	David Abramowitz	2.3	1999
10.	Chase Tapley	2.2	2010

## Blocks

Rk	Name	Blocks	Year
1.	Skylar Spencer	51	2013
2.	Leonard Allen	45	1982
3.	Eddy Gordon	43	1980
4.	Joe McNaull	32	1991
5.	Zylan Cheatham	26	2016
6.	Billy White	25	2008
6.	Evan Burns	25	2003
8.	Malik Pope	24	2015
8.	Kawhi Leonard	24	2010
10.	Michael Cage	20	1981

## Steals

Rk	Name	Steals	Year
1.	Raymond King	63	1996
2.	Richie Williams	58	2006
3.	Jason Hamilton	55	1993
4.	Kawhi Leonard	47	2010
4.	Billy White	47	2008
6.	Brandon Heath	41	2004
7.	Tracy Dildy	40	1986
8.	Bradley Jackson	38	2000
9.	Chase Tapley	37	2010
10.	Chad Nelson	36	1994

## Field Goals

Rk	Name	FG	Year
1.	Kawhi Leonard	166	2010
2.	Tony Ross	152	1987
3.	Eddy Gordon	149	1980
4.	Presnell Gilbert	148	1977
5.	Jeremy Hemsley	147	2016
6.	Brandon Heath	144	2004
6.	Eddie Morris	144	1980
8.	Anthony Watson	132	1983
9.	Billy White	118	2008
10.	Myron Epps	116	1999

## Field Goal Attempts

Rk	Name	FGA	Year
1.	Brandon Heath	368	2004
2.	Kawhi Leonard	365	2010
3.	Tony Ross	364	1987
4.	Jeremy Hemsley	342	2016
5.	Eddie Morris	326	1980
6.	Presnell Gilbert	321	1977
7.	Anthony Watson	320	1983
8.	Eddy Gordon	312	1980
9.	Myron Epps	241	1999
10.	Steve Copp	234	1973

## Field Goal Percentage

Rk	Name	Pct.	Year
1.	Billy White	61.5	2008
2.	Michael Cage	55.8	1981
3.	Zylan Cheatham	52.8	2016
4.	Tim Shelton	50.2	2009
5.	Chase Tapley	50.0	2010
6.	Kyle Spain	49.5	2006
7.	Evan Burns	49.2	2003
8.	Myron Epps	48.1	1999
9.	Eddy Gordon	47.8	1980
10.	Marcus Slaughter	47.3	2004

## Three-Point Field Goals

Rk	Name	3FGs	Year
1.	Tony Ross	104	1987
2.	Brandon Heath	48	2004
3.	Steve Sir	46	2003
4.	D.J. Gay	45	2008
5.	Jeremy Hemsley	42	2016
6.	Matt Shrigley	40	2014
7.	Chase Tapley	35	2010

8.	David Abramowitz	29	1999
9.	Jason Hamilton	28	1993
10.	Robert Ringo	27	1992

## Three-Point Field Goal Attempts

Rk	Name	3FGA	Year
1.	Tony Ross	223	1987
2.	Brandon Heath	160	2004
3.	D.J. Gay	121	2008
4.	Jeremy Hemsley	118	2016
5.	Steve Sir	114	2003
6.	Matt Shrigley	113	2014
7.	Chase Tapley	93	2010
8.	David Abramowitz	87	1999
9.	Robert Ringo	84	1992
10.	Will Porter	83	1997

## Three-Point Field Goal Pct.

Rk	Name	Pct.	Year
1.	Jason Hamilton	50.0	1993
2.	Chad Nelson	46.7	1994
3.	Tony Ross	46.6	1987
4.	Steve Sir	40.4	2003
5.	Chase Tapley	37.6	2010
6.	D.J. Gay	37.2	2008
7.	Jeremy Hemsley	35.6	2016
8.	Matt Shrigley	35.4	2014
9.	Bradley Jackson	33.9	2000

## Free Throws

Rk	Name	FT	Year
1.	Zylan Cheatham	111	2016
2.	Jeremy Hemsley	107	2016
3.	Kawhi Leonard	85	2010
4.	Brandon Heath	77	2004
5.	Myron Epps	76	1999
5.	Steve Copp	76	1973
7.	Matt Thomas	65	2005
7.	Michael Cage	65	1981
9.	Kyle Spain	63	2006
10.	Chad Nelson	60	1996
10.	Courtie Miller	60	1991

## Free Throw Attempts

Rk	Name	FTA	Year
1.	Zylan Cheatham	155	2016
2.	Myron Epps	147	1999
3.	Jeremy Hemsley	141	2016
4.	Kawhi Leonard	117	2010
5.	Steve Copp	113	1973
6.	Brandon Heath	110	2004
7.	Vincent Okotie	96	1999
8.	Matt Thomas	95	2005
9.	Kyle Spain	92	2006
10.	Trey Kell	91	2015

## Free-Throw Percentage

Rk	Name	Pct.	Year
1.	Jeremy Hemsley	75.9	2016
2.	Michael Cage	75.6	1981
3.	Bradley Jackson	74.0	2000
4.	Chad Nelson	73.2	1994
5.	Kawhi Leonard	72.6	2010
6.	Marcus Slaughter	72.4	2004
7.	Zylan Cheatham	71.6	2016
7.	Richie Williams	71.6	2006

## Minutes Played

Rk	Name	Min.	Year
1.	Kawhi Leonard	1,064	2010
2.	Michael Cage	1,031	1981
3.	Raymond King	1,016	1996

4.	Jeremy Hemsley	1,014	2016
5.	Billy White	946	2008
6.	Richie Williams	935	2006
7.	Brandon Heath	897	2004
8.	Jason Hamilton	874	1993
9.	Bradley Jackson	830	2000
10.	Eddy Gordon	805	1980

## Efficiency Points

Rk	Name	Points	Year
1.	Kawhi Leonard	597	2010
2.	Michael Cage	537	1981
3.	Eddy Gordon	453	1980
4.	Billy White	429	2008
5.	Zylan Cheatham	390	2016
6.	Marcus Slaughter	360	2004
7.	Jeremy Hemsley	339	2016
8.	Tim Shelton	329	2009
9.	Kyle Spain	320	2006
10.	Chase Tapley	304	2010
10.	Evan Burns	304	2003

## Efficiency Average

Rk	Name	EPG	Year
1.	Michael Cage	19.89	1981
2.	Kawhi Leonard	17.55	2010
3.	Eddy Gordon	16.78	1980
4.	Billy White	13.00	2008
5.	Marcus Slaughter	12.00	2004
6.	Evan Burns	11.69	2003
7.	Kyle Spain	11.43	2006
8.	Jason Hamilton	10.42	1993

## Points-Rebs.-Assists (PRA)

Rk	Name	PRA	Year
1.	Kawhi Leonard	834	2010
2.	Michael Cage	661	1981
3.	Eddy Gordon	630	1980
4.	Jeremy Hemsley	600	2016
5.	Tony Ross	551	1987
6.	Brandon Heath	546	2004
7.	Zylan Cheatham	541	2016
8.	Presnell Gilbert	516	1977
9.	Billy White	508	2008
10.	Steve Copp	476	1973

## PRA Average

Rk	Name	PRAPG	Year
1.	Kawhi Leonard	24.53	2010
2.	Michael Cage	24.48	1981
3.	Presnell Gilbert	23.45	1977
4.	Eddy Gordon	23.33	1980
5.	Tony Ross	19.68	1987
6.	Steve Copp	18.31	1973
7.	Brandon Heath	18.20	2004
8.	Eddie Morris	18.08	1980
9.	Myron Epps	17.96	1999

## Key

For the purposes of this book, anytime a season is listed as one year, the back half of the season is designated. (e.g. 1989-90 is 90).  
**Efficiency Rating** - ((PTS + REB + AST + STL + BLK) - ((FGA - FGM) + (FTA - FTM) + TO)) / G.

# Mountain West Records



MOUNTAIN WEST-RECORD 10-TIME CONFERENCE CHAMPION

## Team Single-Game

### Points

#### Most Points

- 98 at TCU (98-92, ot), March 3, 2012
- 96 vs. Wyoming (96-57), Jan. 29, 2011
- 92 vs. UNLV (92-56), March 5, 2016
- 91 vs. Wyoming (91-72), March 1, 2006
- 91 vs. UNLV (91-93), Feb. 12, 2005

#### Most Points/Both Teams

- 191 at Colorado State (89-102), March 3, 2003
- 190 at TCU (98-82, ot), March 3, 2012
- 190 at Brigham Young (90-100), Feb. 22, 2006
- 184 vs. UNLV (91-93), Feb. 12, 2005
- 181 at Colorado State (88-93), Feb. 19, 2005

#### Fewest Points Game

- 38 at Utah (38-86), Feb. 11, 1999
- 39 at Utah (39-58), Jan. 15, 2001
- 41 vs. Utah (41-61), Feb. 5, 2005
- 43 at Air Force (43-46), March 8, 2008
- 43 vs. Air Force (43-57), Jan. 31, 2004

#### Fewest Points/Both Teams

- 87 vs. Air Force (49-38), Feb. 6, 2008
- 89 vs. Air Force (51-38), March 1, 2017
- 89 vs. New Mexico (55-34), Jan. 26, 2013
- 89 at Air Force (43-46), March 8, 2008
- 94 at Wyoming (52-42), Jan. 24, 2012

#### Fewest Points Allowed

- 34 vs. New Mexico (55-34), Jan. 26, 2013
- 34 vs. Air Force (65-34), Feb. 7, 2009
- 38 vs. Air Force (51-38), March 1, 2017
- 38 vs. Air Force (49-38), Feb. 6, 2008
- 41 vs. Wyoming (67-41), Feb. 11, 2015
- 41 vs. Air Force (62-41), Feb. 6, 2007

#### Most Points Allowed

- 102 at Colorado State (89-102), March 3, 2003
- 101 at Wyoming (66-101), Feb. 3, 2001
- 100 at Brigham Young (90-100), Feb. 22, 2006
- 93 at Colorado State (88-93, ot), Feb. 19, 2005
- 93 vs. UNLV (91-93, ot), Feb. 12, 2005

#### Largest Margin of Victory

- 39 vs. Wyoming (96-57), Jan. 29, 2011
- 36 vs. UNLV (92-56), March 5, 2016
- 32 at Air Force (77-45), Jan. 20, 2015
- 32 vs. Utah (85-53), Feb. 8, 2011
- 31 vs. Wyoming (88-57), Feb. 10, 2010
- 31 vs. Air Force (65-34), Feb. 7, 2009

#### Largest Margin of Defeat

- 35 at Wyoming (66-101), Feb. 3, 2001
- 29 at Brigham Young (50-79), Jan. 13, 2001
- 29 at New Mexico (49-78), Feb. 26, 2000
- 28 vs. Colorado State (46-74), Feb. 12, 2000
- 28 at UNLV (55-83), Jan. 22, 2000

### Rebounding

#### Game

- 52 vs. UNLV (92-56), March 5, 2016
- 50 vs. Wyoming (67-55), Dec. 30, 2015
- 50 at TCU (98-92, ot), March 3, 2012
- 50 at Air Force (70-58), Feb. 19, 2011
- 50 vs. Utah (85-53), Feb. 8, 2011
- 50 at New Mexico (81-74, ot), Feb. 20, 2007

#### Margin

- +24 (50-26) vs. Wyoming (67-55), Dec. 30, 2015
- +23 (50-27) at Air Force (70-58), Feb. 19, 2011
- +21 (44-23) at TCU (76-57), Jan. 18, 2006
- +20 (47-27) at Air Force (56-58), Feb. 18, 2012
- +20 (46-26) at Colorado State (83-82), Jan. 29, 2008

### Field Goal Shooting

#### Most Field Goals

- 35 vs. Wyoming (96-57), Jan. 29, 2011
- 34 vs. Colorado State (86-62), March 1, 2008
- 34 vs. Brigham Young (86-74), Feb. 24, 2007
- 34 vs. New Mexico (89-73), Feb. 24, 2003
- 33 vs. Wyoming (88-57), Feb. 10, 2010
- 33 vs. Wyoming (85-88), Jan. 21, 2002
- 33 at Wyoming (87-93), Jan. 29, 2000

#### Most Field Goals Attempted

- 90 at Colorado State (82-92, 2ot), Jan. 24, 2004
- 83 vs. Wyoming (85-88), Jan. 21, 2002
- 72 at UNLV (70-72), Feb. 16, 2013
- 72 at Brigham Young (90-100), Feb. 22, 2006
- 71 vs. Utah (85-53), Feb. 8, 2011

#### Highest Field Goal Percentage

- 68.2 (30-of-44) vs. Wyoming (79-51), Feb. 19, 2013
- 63.8 (30-of-47) at Colorado State (85-81), Feb. 4, 2006
- 61.4 (27-of-44) vs. Air Force (67-53), Feb. 22, 2003
- 61.0 (25-of-41) vs. Colorado State (78-73), March 3, 2001
- 60.9 (28-of-46) at TCU (68-51), Feb. 16, 2010

### Free Throw Shooting

#### Most Free Throws Made

- 33 vs. UNLV (91-93, ot), Feb. 12, 2005
- 31 vs. Wyoming (91-72), March 1, 2006
- 31 vs. UNLV (83-67), Jan. 14, 2006
- 28 vs. Wyoming (77-68), Jan. 31, 2017
- 28 at TCU (98-92, ot), March 3, 2012
- 28 vs. New Mexico (81-76), Jan. 21, 2009

#### Most Free Throws Attempted

- 46 at Air Force (61-44), Jan. 3, 2009
- 42 at Wyoming (86-73), March 1, 2003
- 41 vs. Fresno State (68-60), Jan. 15, 2014
- 40 vs. UNLV (91-93, ot), Feb. 12, 2005
- 39 vs. Wyoming (77-68), Jan. 31, 2017
- 39 vs. New Mexico (81-76), Jan. 21, 2009
- 39 vs. Wyoming (91-72), March 1, 2006

#### Highest Free-Throw Percentage (min. 12 FTA)

- 100.0 (12-of-12) at Air Force (63-48), Jan. 11, 2003
- 94.7 (18-of-19) vs. Colorado State (66-48), March 5, 2011
- 93.8 (15-of-16) vs. Brigham Young (66-69), Feb. 12, 2001
- 93.3 (14-of-15) at UNLV (64-51), Jan. 17, 2017
- 90.9 (20-of-22) at UNLV (63-57), Feb. 12, 2011

### Three-Point Field Goals

#### Most Three-Point Field Goals

- 17 vs. Wyoming (96-57), Jan. 29, 2011
- 13 at Nevada (69-72), Jan. 4, 2017
- 13 vs. UNLV (92-56), March 5, 2016
- 13 at Air Force (77-45), Jan. 20, 2015
- 13 vs. Colorado State (79-72, ot), Jan. 12, 2013
- 13 at New Mexico (87-77), Jan. 15, 2011
- 13 vs. UNLV (83-66), Feb. 24, 2001

#### Most Three-Point Field Goals Attempted

- 35 at Nevada (69-72), Jan. 4, 2017
- 35 vs. Air Force (70-61), Feb. 13, 2016
- 33 vs. Wyoming (96-57), Jan. 29, 2011
- 29 at Air Force (57-60), Jan. 24, 2017
- 29 vs. Colorado State (79-72, ot), Jan. 12, 2013

#### Highest Three-Point FG Percentage

- 69.2 (9-of-13) vs. New Mexico (75-69), Jan. 25, 2006
- 62.5 (5-of-8) at Boise State (67-66), Feb. 5, 2014
- 62.5 (5-of-8) vs. New Mexico (68-62), Feb. 16, 2011
- 60.0 (9-of-15) at New Mexico (83-56), March 1, 2016
- 60.0 (9-of-15) at Fresno State (82-67), March 1, 2014
- 60.0 (9-of-15) at Colorado State (85-81), Feb. 4, 2006
- 60.0 (3-of-5) vs. Air Force (67-53), Feb. 22, 2003

### Other Statistics

#### Most Assists

- 23 at Wyoming (88-57), Feb. 10, 2010
- 23 vs. Colorado State (86-62), March 1, 2008

#### Most Turnovers

- 28 vs. UNLV (79-80), Jan. 26, 2002

#### Fewest Turnovers

- 4 vs. Nevada (73-58), Feb. 8, 2014; at Colorado State (65-56), Feb. 1, 2014; vs. Fresno State (68-60), Jan. 15, 2014; vs. Utah (85-53), Feb. 8, 2011

#### Most Blocked Shots

- 11 vs. Wyoming (96-57), Jan. 29, 2011
- 11 vs. Wyoming (85-88), Jan. 21, 2002

#### Most Steals

- 15 vs. Wyoming (81-88, ot), Jan. 22, 2005

## Individual Single-Game

### Points

- 37, Brandon Heath at UNLV, Jan. 15, 2005
- 35, Jamaal Franklin at TCU, March 3, 2012
- 32, Brandon Heath at New Mexico, Feb. 25, 2006
- 32, Myron Epps at Wyoming, Jan. 29, 2000
- 31, Xavier Thames at Utah State, Jan. 25, 2014
- 31, Jamaal Franklin vs. Colorado State, Feb. 25, 2012
- 31, Evan Burns vs. New Mexico, Feb. 24, 2003
- 30, Jeremy Hemsley at Nevada, Jan. 4, 2017
- 30, D.J. Gay at New Mexico, Jan. 15, 2011
- 30, Kyle Spain vs. New Mexico, Jan. 21, 2009
- 30, Brandon Heath vs. Brigham Young, Feb. 24, 2007
- 30, Brandon Heath at New Mexico, Feb. 20, 2007
- 29, Brandon Heath vs. UNLV, Feb. 12, 2005
- 29, Brandon Heath vs. Wyoming, Jan. 22, 2005
- 28, Xavier Thames vs. Fresno State, Jan. 15, 2014
- 28, Malcolm Thomas vs. Utah, Feb. 20, 2010
- 28, Lorenzo Wade vs. Brigham Young, Feb. 23, 2008
- 28, Brandon Heath at Colorado State, Feb. 4, 2006
- 28, Brandon Heath at Colorado State, Feb. 19, 2005
- 28, Tony Bland vs. Air Force, Feb. 22, 2003
- 27, Trey Kell vs. Fresno State, Jan. 19, 2016
- 27, Jamaal Franklin vs. UNLV, Jan. 16, 2013
- 27, Mohamed Abukar vs. Brigham Young, Feb. 24, 2007
- 27, Aerick Sanders vs. New Mexico, Feb. 2, 2004
- 27, Myron Epps vs. Air Force, Jan. 20, 2000
- 26, seven times

### Field Goals Made

- 14, Myron Epps at Wyoming, Jan. 29, 2000
- 12, Jeremy Hemsley at Nevada, Jan. 4, 2017
- 12, Billy White vs. Wyoming, Feb. 14, 2009
- 12, Brandon Heath vs. Brigham Young, Feb. 24, 2007
- 12, Brandon Heath vs. Wyoming, Jan. 22, 2005
- 12, Brandon Heath at UNLV, Jan. 15, 2005
- 12, Evan Burns vs. New Mexico, Feb. 24, 2003

### Field Goals Attempted

- 25, Jeremy Hemsley at Nevada, Jan. 4, 2017
- 24, Brandon Heath at New Mexico, Feb. 20, 2007
- 24, Brandon Heath at Colorado State, Feb. 19, 2005
- 23, Brandon Heath vs. Wyoming, Jan. 22, 2005
- 23, Myron Epps at Wyoming, Jan. 29, 2000



# Mountain West Records



MOUNTAIN WEST-RECORD 10-TIME CONFERENCE CHAMPION

## Field Goal Percentage (Min. 6 FGA)

100.0 (12-12), Billy White vs. Wyoming, Feb. 14, 2009  
100.0 (6-6), Garrett Green vs. Wyoming, Feb. 22, 2012  
100.0 (6-6), Billy White vs. Colorado State, March 5, 2011  
100.0 (6-6), Mike Mackell vs. Colorado State, Jan. 19, 2002  
90.9 (10-11), Chris Walton vs. Colorado State, Jan. 24, 2005

## Free Throws Made

17, Brandon Heath vs. UNLV, Feb. 12, 2005  
14, Jamaal Franklin at TCU, March 3, 2012  
14, Jamaal Franklin vs. Colorado State, Feb. 25, 2012  
12, Xavier Thames vs. Colorado State, Feb. 1, 2014  
12, Lorenzo Wade vs. New Mexico, Jan. 21, 2009  
12, Marcus Slaughter at Wyoming, Jan. 28, 2006  
12, Marcus Slaughter vs. UNLV, Jan. 14, 2006  
12, Matt Thomas vs. Air Force, Feb. 28, 2005  
12, Brandon Heath at UNLV, Jan. 15, 2005

## Free Throws Attempted

17, Jamaal Franklin at TCU, March 3, 2012  
17, Brandon Heath vs. UNLV, Feb. 12, 2005  
16, Marcus Slaughter at Wyoming, Jan. 28, 2006  
15, Jamaal Franklin vs. Colorado State, Feb. 25, 2012  
15, Lorenzo Wade vs. New Mexico, Jan. 21, 2009  
15, Tony Bland at Colorado State, March 3, 2003

## Free-Throw Percentage (Min. 8 FTM)

100.0 (17-17), Brandon Heath vs. UNLV, Feb. 12, 2005  
100.0 (12-12), Xavier Thames vs. Colorado State, Feb. 1, 2014  
100.0 (12-12), Brandon Heath at UNLV, Jan. 15, 2005  
100.0 (10-10), Jeremy Hemsley vs. New Mexico, Feb. 6, 2016  
100.0 (10-10), Kyle Spain at TCU, Feb. 28, 2009  
100.0 (8-8), Jamaal Franklin vs. UNLV, Jan. 15, 2012

100.0 (8-8), Mohamed Abukar vs. Wyoming, Jan. 3, 2007  
100.0 (8-8), Kyle Spain vs. Wyoming, March 1, 2006  
100.0 (8-8), David Abramowitz vs. Colorado State, March 3, 2001  
100.0 (8-8), Marcelo Correa vs. Brigham Young, Feb. 12, 2001

## Three-Point Field Goals Made

8, Brandon Heath at New Mexico, Feb. 25, 2006  
7, D.J. Gay at New Mexico, Jan. 15, 2011  
7, David Abramowitz at Utah, Feb. 10, 2000  
6, Jeremy Hemsley at Nevada, Jan. 4, 2017  
6, D.J. Gay vs. Air Force, Jan. 19, 2011  
6, D.J. Gay at New Mexico, Feb. 6, 2010  
6, Brandon Heath vs. TCU, Feb. 18, 2006

## Three-Point Field Goals Attempted

14, Brandon Heath at New Mexico, Feb. 20, 2007  
13, Brandon Heath at New Mexico, Feb. 25, 2006  
12, Jeremy Hemsley at Nevada, Jan. 4, 2017  
12, Trey Kell vs. Air Force, Feb. 13, 2016  
12, Matt Shrigley vs. Air Force, Dec. 31, 2014  
12, Jamaal Franklin vs. Colorado State, Jan. 12, 2013  
12, Brandon Heath vs. TCU, Feb. 18, 2006

## Three-Point FG Pct. (Min. 4 3FGA)

100.0 (4-4), Trey Kell at San José State, Feb. 21, 2016  
100.0 (4-4), Malik Pope at Colorado State, Jan. 24, 2015  
100.0 (4-4), Deandre Moore vs. Brigham Young, Feb. 11, 2002  
83.3 (5-6), D.J. Gay at Utah, Feb. 16, 2008  
83.3 (5-6), Brandon Heath at Utah, March 5, 2005  
80.0 (4-5), Aqeel Quinn at New Mexico, Feb. 17, 2015  
80.0 (4-5), Aqeel Quinn vs. Wyoming, Feb. 11, 2015  
80.0 (4-5), Matt Shrigley at Colorado State, Jan. 24, 2015  
80.0 (4-5), Matt Shrigley at Fresno State, Jan. 3, 2015

80.0 (4-5), Matt Shrigley at UNLV, March 5, 2014  
80.0 (4-5), Aqeel Quinn at Fresno State, March 1, 2014  
80.0 (4-5), Kyle Spain at New Mexico, Feb. 21, 2009  
80.0 (4-5), Chris Manker at Colorado State, Feb. 19, 2005

## Rebounds

20, Marcus Slaughter vs. UNLV, Jan. 14, 2006  
18, Jamaal Franklin at Fresno State, Jan. 9, 2013  
18, Marcus Slaughter at TCU, Jan. 18, 2006  
17, Kawhi Leonard vs. UNLV, Jan. 12, 2011  
16, Jamaal Franklin vs. Colorado State, Feb. 25, 2012  
16, Malcolm Thomas vs. UNLV, Jan. 12, 2011  
16, Aerick Sanders vs. Wyoming, Feb. 21, 2004  
16, Aerick Sanders at Colorado State, Jan. 24, 2004

## Assists

11, Lorenzo Wade vs. Colorado State, March 1, 2008  
11, Deandre Moore vs. Wyoming, March 1, 2001  
9, Richie Williams at Wyoming, Jan. 14, 2009  
8, Xavier Thames at UNLV, Feb. 11, 2012  
8, Lorenzo Wade at Air Force, Jan. 3, 2009  
8, Lorenzo Wade at New Mexico, Feb. 20, 2007  
8, Brandon Heath at Utah, Jan. 11, 2006  
8, Deandre Moore vs. Air Force, Jan. 20, 2001

## Steals

7, Deandre Moore vs. Colorado State, Feb. 1, 2003  
6, Richie Williams vs. Utah, Jan. 27, 2007  
5, 14 times

## Blocked Shots

6, Skylar Spencer vs. Colorado State, Feb. 14, 2015  
6, Malcolm Thomas vs. Wyoming, Jan. 29, 2011  
5, Marcus Slaughter vs. UNLV, Jan. 14, 2006  
4, 26 times



Former head coach Steve Fisher cut down the nets after the Aztecs' 78-75 victory over UNLV in the 2002 Mountain West Conference tournament championship game at Thomas & Mack Center. The victory propelled San Diego State into its first NCAA tournament since 1985 and marked the eighth NCAA tournament appearance of Steve Fisher's career.



# Viejas Arena Records



MOUNTAIN WEST-RECORD 10-TIME CONFERENCE CHAMPION

## Team Single-Game

### Points

#### Most Points

- ▶ 119 vs. Campbell (119-82), Dec. 12, 2006
- 118 vs. St. Katherine College (118-35), Dec. 27, 2013
- 103 vs. Vanguard (103-49), Dec. 2, 1998
- 100 vs. Savannah State (100-67), Nov. 28, 2016
- 98 vs. UC San Diego (98-53), Nov. 27, 2001
- Opp.: 105 by TCU (61-105), Jan. 17, 1998
- NCAA: 90 by Alabama (90-85 Marquette), March 16, 2006

#### Most Points/Both Teams

- ▶ 201 vs. Campbell (119-82), Dec. 12, 2006
- 191 vs. Fresno State (94-97), Jan. 31, 1998
- 184 vs. UNLV (91-93, ot), Feb. 12, 2005
- 179 vs. Fresno State (84-95), Dec. 25, 1998
- 177 vs. Troy State (84-93), Nov. 30, 2003
- NCAA: 175 by Alabama (90)/Marquette (85), March 16, 2006

#### Fewest Points Game

- 41 vs. Utah (41-61), Feb. 5, 2005
- 42 vs. Stanford (42-63), Dec. 16, 1997
- 43 vs. Little Rock (43-49), Nov. 21, 2015
- 43 vs. Air Force (43-57), Jan. 31, 2004
- 45 vs. Grand Canyon (45-52), Dec. 18, 2015
- ▶ Opp.: 27 by CSU Bakersfield (51-27), Nov. 20, 2014
- NCAA: 43 by Kent State (Cincinnati 66-43), March 17, 2001

#### Fewest Points/Both Teams

- ▶ 78 vs. CSU Bakersfield (51-27), Nov. 20, 2014
- 87 vs. Air Force (49-38), Feb. 6, 2008
- 89 vs. Air Force (51-38), March 1, 2017
- 89 vs. New Mexico (55-34), Jan. 26, 2013
- 92 vs. Little Rock (43-49), Nov. 21, 2015
- NCAA: 109 by Cincinnati (66)/Kent State (43), March 17, 2001

#### Fewest Points Allowed

- ▶ 27 vs. CSU Bakersfield (51-27), Nov. 20, 2014
- 33 vs. UC Riverside (61-33), Dec. 22, 2014
- 34 vs. New Mexico (55-34), Jan. 26, 2013
- 34 vs. Air Force (65-34), Feb. 7, 2009
- 35 vs. St. Katherine College (118-35), Dec. 27, 2013
- Opp.: 41 by Utah (41-61), Feb. 5, 2005
- NCAA: 43 by Cincinnati (66-43 Kent State), March 17, 2001

#### Most Points Allowed

- 105 vs. TCU (61-105), Jan. 17, 1998
- 97 vs. Fresno State (94-97), Jan. 31, 1998
- 95 vs. Fresno State (84-95), Feb. 25, 1999
- 93 vs. UNLV (91-93, ot), Feb. 12, 2005
- 89 vs. Arizona (81-89), Dec. 7, 2002
- ▶ Opp.: 119 by Campbell (119-82), Dec. 12, 2006
- NCAA: 90 by Marquette (Alabama 90-85), March 16, 2001

#### Largest Margin of Victory

- ▶ 83 vs. St. Katherine College (118-35), Dec. 27, 2013
- 54 vs. Vanguard (103-49), Dec. 2, 1998
- 51 vs. Redlands (94-43), Dec. 30, 2011
- 45 vs. UC San Diego (98-53), Nov. 27, 2001
- 43 vs. Occidental College (93-50), Dec. 31, 2010
- Opp.: 44 by TCU (61-105), Jan. 17, 1998
- NCAA: 34 by UCLA (78-44 Belmont), March 16, 2006

#### Largest Margin of Defeat

- ▶ 44 vs. TCU (61-105), Jan. 17, 1998
- 33 vs. Southern California (54-87), Dec. 20, 1999
- 28 vs. Colorado State (46-74), Feb. 12, 2000
- 26 vs. Utah (53-79), Jan. 16, 1999
- 25 vs. New Mexico (60-85), Feb. 8, 1999

## Rebounding

### Game

- ▶ 57 vs. St. Katherine College, Dec. 27, 2013
- 55 vs. Savannah State, Nov. 28, 2016
- 53 vs. Redlands, Dec. 30, 2011
- 52 vs. UNLV, March 5, 2016
- 51 vs. San Diego Christian, Nov. 20, 2013
- Opp.: 50 by San Diego (52-55), Dec. 9, 2000
- NCAA: 45 by UCLA (78-44 Belmont), March 16, 2006

### Margin

- ▶ +29 (42-13) vs. Occidental College, Dec. 31, 2010
- +25 (57-32) vs. St. Katherine College, Dec. 27, 2013
- +24 (50-26) vs. Wyoming, Dec. 30, 2015
- +21 (37-16) vs. San Diego Christian, Jan. 5, 2012
- +21 (41-20) vs. Monmouth, Nov. 22, 2004
- +21 (46-25) vs. UC San Diego, Dec. 6, 2003
- +21 (45-24) vs. CSUN, Dec. 1, 2001
- Opp.: +21 (22-43) by Hawai'i (78-72), Feb. 20, 1999
- NCAA: +21 (42-21) by Cincinnati (66-43 Kent State), March 17, 2001

## Field Goal Shooting

### Most Field Goals

- ▶ 48 vs. Campbell, Dec. 12, 2006
- 43 vs. St. Katherine College, Dec. 27, 2013
- 40 vs. UC San Diego, Nov. 27, 2001
- 38 vs. San Diego Christian, Nov. 26, 2010
- 38 vs. Vanguard, Dec. 2, 1998
- Opp.: 41 by TCU (61-105), Jan. 17, 1998
- NCAA: 32 by Arizona (84-61 Gonzaga), March 23, 2014; Marquette (Alabama 90-85), March 16, 2006

### Most Field Goals Attempted

- ▶ 83 vs. Savannah State, Nov. 28, 2016
- ▶ 83 vs. Wyoming, Jan. 21, 2002
- 75 vs. Cal Poly, Dec. 18, 2003
- 73 vs. Arizona, Dec. 7, 2002
- 71 vs. Utah, Feb. 8, 2011
- 71 vs. Sam Houston State, Dec. 28, 2007
- Opp.: 75 by Savannah State (100-67), Nov. 28, 2016; by Campbell (119-82), Dec. 12, 2007; TCU (61-105), Jan. 17, 1998
- NCAA: 66 by Kent State (77-73 Indiana), March 15, 2001

### Highest Field Goal Percentage

- ▶ 69.6 (48-of-69) vs. Campbell, Dec. 12, 2006
- 68.2 (30-of-44) vs. Wyoming, Feb. 19, 2013
- 67.8 (40-of-59) vs. UC San Diego, Nov. 27, 2001
- 64.0 (32-of-50) vs. Oklahoma State, Dec. 30, 2000
- 62.3 (38-of-61) vs. Vanguard, Dec. 2, 1998
- Opp.: 57.9 (20-of-38) by San Diego (51-52), Dec. 19, 1998
- NCAA: 58.0 (29-of-50) by Illinois (Air Force 78-69), March 16, 2006

## Free Throw Shooting

### Most Free Throws Made

- ▶ 33 vs. UNLV, Feb. 12, 2005
- ▶ 33 vs. CSUN, Dec. 1, 2001
- ▶ 33 vs. Rice, Dec. 21, 1998

- 31 vs. Wyoming, March 1, 2006
- 31 vs. UNLV, Jan. 14, 2006
- Opp.: 26 by Brigham Young (69-80), Jan. 20, 2003
- NCAA: 31 by Stanford (90-83 St. Joseph's), March 17, 2001

### Most Free Throws Attempted

- ▶ 44 vs. CSUN, Dec. 1, 2001
- 41 vs. Fresno State, Jan. 15, 2014
- 41 vs. CSU Bakersfield, Jan. 2, 2013
- 40 vs. UNLV, Feb. 12, 2005
- 39 vs. Wyoming, Jan. 31, 2017
- 39 vs. San Diego Christian, Nov. 13, 2012
- 39 vs. New Mexico, Jan. 21, 2009
- 39 vs. Wyoming, March 1, 2006
- 39 vs. Florida Atlantic, Dec. 28, 2002
- 39 vs. IPFW, Jan. 2, 2002
- 39 vs. Rice, Feb. 21, 1998
- Opp.: 34 by Brigham Young (69-80), Jan. 20, 2003
- NCAA: 41 by Gonzaga (85-77 Oklahoma State), March 21, 2014

### Highest Free-Throw Percentage

- 94.7 (18-of-19) vs. Colorado State, March 5, 2011
- 93.8 (15-of-16) vs. Brigham Young, Feb. 12, 2001
- 92.9 (13-of-14) vs. USC, Nov. 17, 2011
- 92.9 (13-of-14) vs. Campbell, Dec. 12, 2006
- 92.3 (12-of-13) vs. Pomona-Pitzer, Dec. 31, 2009
- 92.3 (24-of-26) vs. Pt. Loma Nazarene, Dec. 3, 2005
- ▶ Opp.: 100.0 (9-of-9) by San Diego Christian (88-69), Nov. 26, 2010
- NCAA: 87.0 (20-of-23) by Weber State (Arizona 68-59), March 21, 2014

## Three-Point Field Goals

### Most Three-Point Field Goals

- 17 vs. Wyoming, Jan. 29, 2011
- 16 vs. UC San Diego, Dec. 2, 2002
- 14 vs. Savannah State, Nov. 28, 2016
- 14 vs. St. Katherine College, Dec. 27, 2013
- 14 vs. South Dakota State, March 3, 2006
- ▶ Opp.: 19 by Troy State (93-84), Nov. 30, 2003
- NCAA: 13 by Air Force (78-69 Illinois), March 16, 2006

### Most Three-Point Field Goals Attempted

- ▶ 40 vs. Savannah State, Nov. 28, 2016
- 39 vs. Air Force, Feb. 13, 2016
- 33 vs. Wyoming, Jan. 29, 2011
- 33 vs. UC San Diego, Dec. 2, 2002
- 29 vs. Colorado State, Jan. 12, 2013
- ▶ Opp.: 40 by Troy (93-84), Nov. 30, 2003
- NCAA: 27 by Stephen F. Austin (UCLA 77-60), March 23, 2014; by Washington (75-61 Utah State), March 16, 2006; by Air Force (78-69 Illinois), March 16, 2006

### Highest Three-Point FG Percentage

- ▶ 81.8 (9-of-11) vs. UC San Diego, Nov. 15, 2006
- 69.2 (9-of-13) vs. New Mexico, Jan. 25, 2006
- 64.7 (11-of-17) vs. UC Santa Barbara, Dec. 6, 2012
- 63.6 (14-of-22) vs. St. Katherine College, Dec. 27, 2013
- 62.5 (5-of-8) vs. New Mexico, Feb. 16, 2011
- Opp.: 61.5 (8-of-13) by UNLV (64-79), Feb. 11, 2003
- NCAA: 57.9 (11-of-19) by Cincinnati (84-59 Brigham Young), March 15, 2001

## Other Statistics

### Most Assists

- ▶ 33 vs. Campbell, Dec. 12, 2006
- Opp.: 24 by Washington, Dec. 27, 2003
- NCAA: 24 by Arizona (84-61 Gonzaga), March 23, 2014

# Viejas Arena Records



MOUNTAIN WEST-RECORD 10-TIME CONFERENCE CHAMPION

## Most Steals

- ▶ 17 vs. St. Katherine College, Dec. 27, 2013
- ▶ Opp.: 17 by Southern California, Dec. 20, 1999
- NCAA: 15 by Arizona (84-61 Gonzaga), March 23, 2014

## Most Turnovers

- 28 vs. UNLV, Jan. 26, 2002
- ▶ Opp.: 29 by Hawai'i, Feb. 20, 1999
- NCAA: 22 by Utah State (Washington 75-61), March 16, 2006, and by UNCG (Stanford 89-60), March 15, 2001

## Fewest Turnovers

- ▶ 3 vs. Pomona-Pitzer, Dec. 31, 2009
- Opp.: 5 by Colorado State, Feb. 25, 2012, UC Riverside, Dec. 19, 2011
- NCAA: 6 by Arizona (84-61 Gonzaga), March 23, 2014

## Most Blocked Shots

- 11 vs. Washington, Dec. 8, 2013
- 11 vs. Wyoming, Jan. 29, 2011
- 11 vs. Wyoming, Jan. 21, 2002
- Opp.: 11 by Colorado State (69-72), Feb. 1, 2003
- ▶ NCAA: 12 by Arizona (68-59 Weber State), March 21, 2014

## Individual Single-Game

### Points

- 34, Aerick Sanders vs. Portland, Dec. 31, 2003
- 33, Tony Bland vs. Houston, Jan. 29, 2002
- 31, Jamaal Franklin vs. Colorado State, Feb. 25, 2012
- 31, Jamaal Franklin vs. UC Davis, Nov. 13, 2011
- 31, Evan Burns vs. New Mexico, Feb. 24, 2003
- ▶ Opp.: 43, Ruben Douglas, New Mexico, Feb. 24, 2003
- NCAA: 37, Marvin O'Connor, St. Joseph's vs. Stanford, March 17, 2001

### Field Goals Made

- 13, Aerick Sanders vs. Portland, Dec. 31, 2003
- 12, Billy White vs. Wyoming, Feb. 14, 2009
- 12, Brandon Heath vs. Brigham Young, Feb. 24, 2007
- 12, Brandon Heath vs. Wyoming, Jan. 22, 2005
- 12, Evan Burns vs. New Mexico, Feb. 24, 2003
- 12, Tony Bland vs. Houston, Jan. 29, 2002
- ▶ Opp.: 15, Courtney Alexander, Fresno State, Feb. 25, 1999
- ▶ NCAA: 15, Marvin O'Connor, St. Joseph's vs. Stanford, March 17, 2001

### Field Goals Attempted

- 24, Randy Holcomb vs. Florida Atl., Nov. 30, 2000
- 23, Brandon Heath vs. Wyoming, Jan. 22, 2005
- 22, Brandon Heath vs. Wyoming, Jan. 3, 2007
- 22, Brandon Heath vs. UCSB, Nov. 19, 2004
- 22, Randy Holcomb vs. Arizona State, Dec. 16, 2000
- 22, Matt Watts vs. Southern California, Nov. 29, 1997
- ▶ Opp.: 26, Ruben Douglas, New Mexico, Feb. 24, 2003
- NCAA: 21, Kirk Haston, Indiana vs. Kent State, March 15, 2001

### Field Goal Percentage (Min 6 FGM)

- ▶ 100.0 (12-12), Billy White vs. Wyoming, Feb. 14, 2009
- 100.0 (11-11), Aerick Sanders vs. E. Wash., Dec. 20, 2003
- 100.0 (6-6), Zylan Cheatham vs. Savannah State, Nov. 28, 2016
- 100.0 (6-6), Garrett Green vs. Wyoming, Feb. 22, 2012
- 100.0 (6-6), Billy White vs. Colorado State, March 5, 2011
- 100.0 (6-6), Mike Mackell vs. Colorado State, Jan. 19, 2002
- NCAA: 88.9 (8-9), Jamaal Davis, Cincinnati vs. Kent State, March 17, 2001

## Free Throws Made

- ▶ 17, Brandon Heath vs. UNLV, Feb. 12, 2005
- 14, Jamaal Franklin vs. Colorado State, Feb. 25, 2012
- 12, Xavier Thames vs. Colorado State, Feb. 1, 2014
- 12, Lorenzo Wade vs. New Mexico, Jan. 21, 2009
- 12, Marcus Slaughter vs. UNLV, Jan. 14, 2006
- 12, Marcus Slaughter vs. Washington State, Dec. 10, 2005
- 12, Matt Thomas vs. Air Force, Feb. 28, 2005
- 12, Marcus Slaughter vs. UCSB, Nov. 19, 2004
- Opp.: 15, Ruben Douglas, New Mexico, Feb. 24, 2003
- NCAA: 12, Marcus Smart, Oklahoma State vs. Gonzaga, March 21, 2014; Kevin Pangos, Gonzaga vs. Oklahoma State, March 21, 2014

## Free Throws Attempted

- ▶ 17, Brandon Heath vs. UNLV, Feb. 12, 2004
- 15, Winston Shepard vs. East Carolina, Nov. 23, 2015
- 15, Jamaal Franklin vs. Colorado State, Feb. 25, 2012
- 15, Lorenzo Wade vs. New Mexico, Feb. 21, 2009
- 15, Marcus Slaughter vs. Washington State, Dec. 10, 2005
- Opp.: 16, Ruben Douglas, New Mexico, Feb. 24, 2003
- NCAA: 19, Marcus Smart, Oklahoma State vs. Gonzaga, March 21, 2014

## Free-Throw Percentage (Min. 9 FTA)

- ▶ 100.0 (17-17), Brandon Heath vs. UNLV, Feb. 12, 2005
- 100.0 (12-12), Xavier Thames vs. CSU, Feb. 1, 2014
- 100.0 (10-10), Jeremy Hemsley vs. UNM, Feb. 2, 2016
- 100.0 (9-9), Jamaal Franklin vs. CSUB, Jan. 2, 2013
- 100.0 (9-9), Marcus Slaughter vs. PLNU, Dec. 3, 2005
- Opp.: 100.0 (9-9), Deshon Taylor vs. Fresno State, Feb. 22, 2017; Brandon Ewing, Wyoming, Feb. 14, 2009
- NCAA: 100.0 (10-10), Davion Berry, Weber State vs. Arizona, March 21, 2014

## Three-Point Field Goals Made

- ▶ 8, John Sharper vs. South Dakota State, March 3, 2006
- 7, Al Faux vs. Oklahoma State, Dec. 30, 2000
- 6, Chase Tapley vs. UC Santa Barbara, Dec. 6, 2012
- 6, D.J. Gay vs. Air Force, Jan. 19, 2011
- 6, Brandon Heath vs. TCU, Feb. 18, 2006
- 6, Steve Sir vs. UC San Diego, Dec. 2, 2002
- 6, Jason Richey vs. SMU, Jan. 15, 1998
- 6, Josko Visnjic vs. Southwest Texas, Nov. 26, 1997
- Opp.: 7, Jermaine Lewis, UNLV, Feb. 11, 2003; Adam Spanich, USC, Nov. 29, 1997
- NCAA: 8, Jean Felix, Alabama vs. Marquette, March 16, 2006

## Three-Point Field Goals Attempted

- 14, Jason Richey vs. BYU, Nov. 14, 1997
- 13, Josko Visnjic vs. Fresno State, Jan. 31, 1998
- 12, Matt Shrigley vs. Savannah State, Nov. 28, 2016
- 12, Trey Kell vs. Air Force, Feb. 13, 2016
- 12, Matt Shrigley vs. Air Force, Dec. 31, 2014
- 12, Jamaal Franklin vs. Colorado State, Jan. 12, 2013
- 12, John Sharper vs. South Dakota St., March 3, 2006
- 12, Brandon Heath vs. TCU, Feb. 18, 2006
- ▶ Opp.: 16, Damon Jackson, Fresno State, Dec. 8, 2001
- NCAA: 11, Deshaunt Walker, Stephen F. Austin vs. UCLA, March 23, 2014; Jean Felix, Alabama vs. Marquette, March 16, 2006

## Three-Point FG Pct. (Min. 4 3FGA)

- ▶ 100.0 (4-4), Matt Shrigley vs. Washington, March 21, 2016

- ▶ 100.0 (4-4), Deandre Moore vs. BYU, Feb. 11, 2002
- 87.5 (7-8), Al Faux vs. Oklahoma St, Dec. 30, 2000
- 83.3 (5-6), David Abramowitz vs. SCC, Dec. 2, 1998
- 80.0 (4-5), Trey Kell vs. Georgia Tech, March 23, 2016
- 80.0 (4-5), Trey Kell vs. UNLV, March 5, 2016
- 80.0 (4-5), Aqeel Quinn vs. Wyoming, Feb. 11, 2014
- 80.0 (4-5), D.J. Gay vs. San Diego, Dec. 11, 2010
- ▶ Opp.: 100.0 (4-4), Luis Salgado, San Diego Christian, Nov. 16, 2016; Keion Mitchem, TCU, Jan. 16, 2010
- NCAA: 80.0 (4-5), Matt McCraw, Air Force vs. Illinois, March 16, 2006 and by Jay Joseph, UNCG vs. Stanford, March 15, 2001

## Rebounds

- ▶ 20, Marcus Slaughter vs. UNLV, Jan. 14, 2006
- 18, Kawhi Leonard vs. CS Fullerton, Dec. 9, 2009
- 17, Josh Davis vs. McNeese State, Dec. 21, 2013
- 17, Kawhi Leonard vs. UNLV, Jan. 12, 2011
- 17, Marcus Slaughter vs. Washington State, Dec. 10, 2005
- Opp.: 18, John Konchar, IPFW, March 15, 2016
- NCAA: 16, Joel Bolomboy, Weber State vs. Arizona, March 21, 2014

## Assists

- ▶ 12, Winston Shepard vs. IPFW, March 15, 2016
- 9, Jeremy Hemsley vs. Savannah State, Nov. 28, 2016
- 9, Chase Tapley vs. Pomona Pitzer, Dec. 31, 2009
- 9, Brandon Heath vs. UC San Diego, Nov. 27, 2005
- 9, Tony Bland vs. Norfolk State, Nov. 21, 2001
- 9, Deandre Moore vs. New Mexico St., Nov. 21, 2000
- Opp.: 11, Marmet Williams, San José St., Jan. 29, 1998
- NCAA: 10, Dee Brown, Illinois vs. Air Force, March 16, 2006

## Steals

- ▶ 7, Chase Tapley vs. UC Davis, Nov. 13, 2011
- ▶ 7, Deandre Moore vs. Colorado State, Feb. 1, 2003
- 6, Richie Williams vs. Utah, Jan. 27, 2007
- 6, Matt Watts vs. Vanguard, Dec. 19, 1997
- 5, 20 times
- Opp.: 6, John Konchar, IPFW, March 15, 2016; Shane Rector, Utah State, Jan. 23, 2016; Marvelle Harris, Fresno State, Jan. 19, 2016; Mike Housman, UMBC, Dec. 20, 2005
- NCAA: 6, Briante Weber, VCU vs. Stephen F. Austin, March 21, 2014; Marcus Smart, Oklahoma State vs. Gonzaga, March 21, 2014

## Blocked Shots

- 6, Skylar Spencer vs. Colorado State, Feb. 14, 2015
- 6, Skylar Spencer vs. CSUN, Nov. 14, 2014
- 6, Malcolm Thomas vs. Wyoming, Jan. 29, 2011
- 6, Malcolm Thomas vs. Saint Mary's, Dec. 1, 2010
- 6, Malcolm Thomas vs. UC Riverside, Dec. 29, 2009
- ▶ Opp.: 7, Jakob Poeltl, Utah, Nov. 18, 2014
- NCAA: 5, Aaron Gordon, Arizona vs. Weber State, March 21, 2014, Kaleb Tarczewski, Arizona vs. Weber State, March 21, 2014
- ▶ - Indicates Viejas Arena record.

NCAA refers to the 2001 & 2006 First and Second Rounds and the 2014 Second and Third Rounds, which were played in Cox/Viejas Arena.