

Game 13 | San Diego State (8-4; 4-3 MW) vs. Louisiana-Lafayette (8-4; 6-2 Sun Belt)

Saturday, Dec. 17, 2011 | **Announced:** 8 p.m. CT/6 p.m. PT | Mercedes-Benz Superdome (73,208) | New Orleans, La.

TV: ESPN HD | Carter Blackburn (pxp), Brock Huard (ana.), Shelley Smith (sl)

National Radio: ESPN | Adam Amin (pxp), Jay Wlaker (ana.), Ian Fitzsimmons (sl)

SDSU Radio: AM 600 & FM 95.7 KOGO | Ted Leitner (play-by-play); Chris Ello (analyst); Mike Costa (sidelines)

Live Stats/Audio: GoAztecs.com; **In-Game Communication (media only):** twitter.com/AztecsPR



LA.-LAFAYETTE

RAGIN' CAJUNS

8-4; 6-2 Sun Belt

Ranking (AP/Coaches): --/--

Coach: Mark Hudspeth

Alma Mater: Delta State '92

Career Record: 74-25/8th

School Record: 8-4/1st

vs. San Diego St.: 1st meeting

SID: Jeff Schneider

Website: ragincajuns.com

Next Game: 2012 TBA



SAN DIEGO STATE

AZTECS

8-4; 4-3 Mountain West

Ranking (AP/Coaches): --/--

Coach: Rocky Long

Alma Mater: New Mexico '74

Career Record: 73-73/12th

School Record: 8-4/1st

vs. La.-Lafayette: 1st meeting

SIDs: Mike May/Peggy Curtin/
Jamie McConeghy

Website: GoAztecs.com

Next Game: at Washington

Sept. 1, 2012 in Seattle

SAN DIEGO STATE (8-4; 4-3 MW)

S.3	Cal Poly	The Mtn.	W, 49-21
S.10	at Army	CBSSN	W, 23-20
S.17	Washington St. [SS]	The Mtn.	W, 42-24
S.24	at 22/21 Michigan	BTN	L, 7-28
O.8	TCU* [HC]	CBSSN	L, 14-27
O.13	at Air Force*	CBSSN	W, 41-27
O.29	Wyoming*	The Mtn.	L, 27-30
N.5	New Mexico*	The Mtn.	W, 35-7
N.12	at Colorado St.*	The Mtn.	W, 18-15
N.19	No. 10/11 Boise St.*	CBSSN	L, 35-52
N.26	at UNLV*	The Mtn.	W, 31-14
D.3	Fresno St.*	CBSSN	W, 35-28
D.17	vs. La.-Lafayette	ESPN	5 p.m.

* - Mountain West Conference game. KGB-SS - KGB SkyShow. HC - Homecoming. All times Pacific.

SAN DIEGO STATE COACHING STAFF

Coach	Title	Gameday
Rocky Long	Head Coach	F
Andy Ludwig	Offensive Coordinator	B
Jeff Horton	Asst. HC/RBs	F
Dan Finn	Offensive Line	F
Daniel Gonzales	Safeties	F
Osia Lewis	Defensive Line	B
LeCharls McDaniel	Wide Receivers	F
Kevin McGarry	Linebackers	F
Brian Sipe	Quarterbacks	F
Tony White	CB/Recruiting Coordinator	B
Rick Court	Strength & Conditioning	F

B - Press Box; F - Field.

SDSU-LOUISIANA-LAFAYETTE SERIES

Series: First meeting

Last Meeting: none

Series Note: San Diego State is 7-1 all-time against current members of the Sun Belt. The Aztecs' last encounter with a Sun Belt team was a 24-14 win over Arkansas State on Sept. 12, 1976 in San Diego

AZTECS GO BOWLING FOR 2ND STRAIGHT YEAR; TRAVEL TO BIG EASY TO FACE LA.-LAFAYETTE

For the first time in its 43-year Division I history, San Diego State is playing in a bowl game for the second consecutive season as the Aztecs travel to New Orleans for the R+L Carriers New Orleans Bowl on Dec. 17. The matchup with Sun Belt Conference member Louisiana-Lafayette will take place at the Mercedes-Benz Superdome at 8 p.m. CT/6 p.m. PT.

SDSU put the finishing touches on its second consecutive 8-4 regular season with a 35-28 victory over Fresno State on Dec. 3 at Qualcomm Stadium.

San Diego State carries a modest two-game winning streak into the bowl game, but have won four

straight against unranked opponents and are 11-2 in its last 13 contests against teams ranked outside the top 25 at game time.

This is the ninth all-time bowl game for the program and the sixth since entering the Division I ranks prior to the 1969 season. This is the first bowl game outside the Pacific time zone for the Aztecs since traveling to Honolulu for the 1952 Pineapple Bowl (SDSU defeated Hawai'i, 34-13).

San Diego State is looking for its second consecutive bowl victory. Last season, the Aztecs defeated Navy, 35-14, in the Poinsettia Bowl for the program's first postseason victory since 1969.

AT STAKE SATURDAY

■ Of the 24 coaches in their first season at Division I schools, 14 led their teams to bowl games, including San Diego State coach Rocky Long and Louisiana-Lafayette coach Mark Hudspeth.

■ The Aztecs have posted a 17-8 football record since the beginning of the 2010 campaign. That is the 24th-best record nationally and comes after a six-year stretch in which SDSU was 22-49 from 2004-09.

■ The two-year win total of 17 is San Diego State's highest since posting a 20-2 record under Claude Gilbert in 1976-77.

■ The Aztecs are outscoring their opponents, 207-72, in the second half this season, which comes out to a 17.3-6.0 average. SDSU has outscored 12 of its last 14 opponents in the second half and have been

outscored only once during that span (at Colorado State, Nov. 12, 2011). Additionally, San Diego State hasn't allowed a third-quarter touchdown in its last nine games.

■ Sophomore running back Ronnie Hillman is third in the nation in rushing (138.00) and 11th in all-purpose yardage (156.42). He ended the regular-season with 61 carries, 370 yards and six touchdowns (6.1 yards per carry) in his final two games.

■ The Aztecs have more wins in football and men's basketball since the beginning of the 2010 football season than any team in the country. San Diego State has won 60 games during that stretch. The rest of the top five: Brigham Young (55), Wisconsin (54), Alabama (53), Boise State (53).
Through games of Dec. 7th.

REVIEWING THE FRESNO ST. GAME

■ The 21-point deficit (at 21-0) is tied for San Diego State's largest overcome in school history... The other two games were on Nov. 3, 2007 against Wyoming (Aztecs were down, 21-0) and Oct. 12, 1974 vs. Fresno State (SDSU was down, 21-0)... San Diego State has now overcome a 21-point deficit three times in 498 games at the Division I level.

■ The Aztecs overcame a 14-point deficit in consecutive games for the first time since Oct. 19-26, 1985.

■ Rocky Long improves to 8-4 in his first year as head coach at SDSU. Those are the most victories in a San Diego State head coaching debut season since Denny Stolz finished 8-4 in his first year in 1986.

■ With eight first-year wins, Rocky Long has one more coaching victory in his inaugural season as the previous two Aztec coaches combined (Brady Hoke went 4-8 in 2009, and Chuck Long was 3-9 in 2006).

■ This is the third time in Rocky Long's head coaching career that his team has won at least eight games (also 2007 and 2003). His squads have won six or more games in eight of his last nine seasons as a head coach.

■ Sophomore running back Ronnie Hillman broke 1,500 rushing yards for the season. It's the seventh time in program history that a player has broken that mark in a season. Hillman is the second SDSU player to have multiple 1,500-yard rushing seasons, joining

Marshall Faulk, who did it three times from 1991-93. Hillman moved into second place on San Diego State's single-season rushing list, passing all three of Faulk's season totals. Hillman scored four rushing touchdowns, giving him 36 for his career. Hillman now has 38 career touchdowns (also two receiving), which ranks second in school history. He posted his 15th career 100-yard rushing game (in 25 career games) and ninth of the season.

INSIDE...

Media PoliciesPage 2
SDSU's bowl-week schedule includes a news conference Monday, which is available live on GoAztecs.com.

StorylinesPage 3
The Aztecs are outscoring their opponents, 207-72, in the second half this season.

SDSU-Louisiana-Lafayette ConnectionsPage 4
San Diego St. has had a long list of New Orleans natives led by NFL Hall of Famer Marshall Faulk.

RosterPage 20
Depth ChartPage 22
Game RecapsPage 23
Updated Player ProfilesPage 29
Last Time It Happened.....Page 55
Statistics.....Page 57

AZTEC MEDIA RELATIONS

Ph./Fax: 619-594-5547/619-582-6541

Overnight Address:

Aztec Athletics Center, Suite 3014
5302 55th Street
San Diego, CA 91982-4309Mike May* Associate AD/MRD
E-mail: mmay@mail.sdsu.edu
Cell: 619-957-8372Peggy Curtin* Assistant MRD
E-mail: mcurtin@mail.sdsu.edu
Cell: 619-540-6146Jamie McConeghy* Assistant MRD
E-mail: jmcconeg@mail.sdsu.edu
Cell: 607-435-5577Dave Kuhn Assistant MRD
E-mail: dkuhn@mail.sdsu.eduDarin Wong Assistant MRD
E-mail: dwong@mail.sdsu.eduAndrea Rogers Administrative Assistant
E-mail: arogers@mail.sdsu.eduDave Berry* Coordinator of Multimedia
E-mail: dberry@mail.sdsu.edu

* - primary football contacts (will be in New Orleans)

AZTEC PRESS CONFERENCESan Diego State will hold its final press conference prior to the team leaving for New Orleans on **Monday, Dec. 12**. It will be held in the first-floor auditorium of the Fowler Athletics Center.The press conference begins at Noon PT with head coach Rocky Long addressing the media. Select players follow at approximately 12:15 p.m. The news conference will be carried live on the official athletic department website, GoAztecs.com.Please note, the start time of Monday's press conference is subject to change.**CREDENTIALS**All requests for media credentials **must** go through the R+L Carriers New Orleans Bowl's website at: <http://www.neworleansbowl.org/2010creds/>**BOWL MEDIA/PUBLIC RELATIONS**

For general R+L Carriers New Orleans Bowl media requests, please contact Allison Baznik, Media/Public Relations Coordinator at the Greater New Orleans Sports Foundation.

Allison Baznik

Media/PR Coordinator

2013 Super Bowl Host Committee &
Greater New Orleans Sports Foundation
2020 St. Charles Ave. NOLA 70130
P: 504.525.5678 | F: 504.529.1622 |
D: 504.619.6115**AZTEC BOWL WEEK MEDIA SCHEDULE**

* - indicates event is simulcast live on GoAztecs.com. ^-indicates quotes from event will be available on GoAztecs.com.

FRIDAY, DECEMBER 9:

- ▶ 5:05-5:20 p.m. PT – Media who cover SDSU athletics on a regular basis are allowed to attend and shoot the first 15 minutes of practice.
- ▶ 6:20 p.m. PT (seniors)/6:40 p.m. (non-seniors/coaches) – Brief post-practice interviews (Fowler Athletics Center, 2nd floor recruiting lounge). Interview requests should be submitted to the media relations office no later than 10 a.m. on the day of the potential interview.

SATURDAY, DECEMBER 10:

- ▶ 5:05-5:20 p.m. PT – Media who cover SDSU athletics on a regular basis are allowed to attend and shoot the first 15 minutes of practice.
- ▶ 6:15 p.m. PT (seniors)/6:35 p.m. (non-seniors/coaches) – Brief post-practice interviews (Fowler Athletics Center, 2nd floor recruiting lounge). Interview requests should be submitted to the media relations office no later than 10 a.m. on the day of the potential interview.

SUNDAY, DECEMBER 11:

- ▶ 6:35-6:50 p.m. PT – Media who cover SDSU athletics on a regular basis are allowed to attend and shoot the first 15 minutes of practice.
- ▶ 7:50 p.m. PT (seniors)/8:10 p.m. (non-seniors/coaches) – Brief post-practice interviews (Fowler Athletics Center, 2nd floor recruiting lounge). Interview requests should be submitted to the media relations office no later than 10 a.m. on the day of the potential interview.

MONDAY, DECEMBER 12 - FINAL DAY FOR INTERVIEWS PRIOR TO TEAM LEAVING:

- ▶ *^Noon PT (start time subject to change) – Rocky Long weekly news conference (Fowler Athletics Center, first-floor auditorium).
- ▶ *^12:15 p.m. PT (start time subject to change) – SDSU student-athlete news conference (Fowler Athletics Center, first-floor auditorium). Please make specific player requests by 5 p.m. on Sunday, Dec. 11 (subject to final exam schedules).
- ▶ San Diego State news conference available on Dragonfly System (contact SDSU media relations for details).

TUESDAY, DECEMBER 13 - TEAM TRAVEL DAY - NO MEDIA AVAILABILITY**WEDNESDAY, DECEMBER 14 - PRACTICE AT MERCEDES-BENZ SUPERDOME:**

- ▶ 2:45-3 p.m. CT – Media are allowed to attend and shoot the first 15 minutes of practice.
- ▶ 4:30 p.m. CT (approximate) – Players and coaches available for brief post-practice interviews on the field.

THURSDAY, DECEMBER 15 - PRACTICE AT MERCEDES-BENZ SUPERDOME:**FINAL DAY OF PREGAME MEDIA AVAILABILITY:**

- ▶ 1:30-2 p.m. CT – R+L New Orleans Bowl press conference (coach Long, select players) at Superdome.
- ▶ 2:45-3 p.m. CT – Media are allowed to attend and shoot the first 15 minutes of practice.
- ▶ 3-4 p.m. CT – Community service outreach project open to the media (members of non-practice squad). Please contact the Aztec media relations staff for more details.
- ▶ 4:30 p.m. CT (approximate) – Players and coaches available for brief post-practice interviews on the field.

FRIDAY, DECEMBER 16:

- ▶ Noon-2 p.m. CT – Rocky Long is scheduled to speak at the Players' Luncheon scheduled for the Marriott Hotel (555 Canal St.).

SATURDAY, DECEMBER 17 - GAME DAY:

- ▶ Postgame availability only. The SDSU locker room is closed at all times. All interviews will take place at the R+L Carriers New Orleans Bowl postgame press conference. Please submit interview requests to a member of the SDSU media relations office by the mid-way point of the fourth quarter.

NEED TO KNOW

■ Since the beginning of the 2010 season, the Aztecs own the 24th-best football winning percentage in the country, having compiled a 17-8 record during that span.

→ The 17 wins in the last 25 games equal the total number of victories the program compiled in the 56 games prior to 2010, when SDSU went 17-39.

■ The 17 football wins is the most productive two-year period for San Diego State since posting a 20-2 record under Claude Gilbert in the 1976 and 1977 seasons.

→ Including this year, the Aztecs have had two winning seasons (2010 and 2011) in the last 13 campaigns. They are looking for a second consecutive nine-win season, which would give SDSU two nine-win campaigns in the last 34 years.

■ San Diego State ranks among the top-26 teams nationally in 14 different statistical categories. The Aztecs are eighth in punt return yardage allowed (4.00), 10th in fewest sacks allowed (0.83), 11th in turnover margin (+0.92), 15th in fewest penalties (4.67), 15th in fewest tackles for loss allowed (4.42), 16th in fewest turnovers lost (16), 20th in net punting (38.88), 20th in turnovers gained (27), 22nd in fumbles recovered (13), 23rd in passes had intercepted (8), 24th in passes intercepted (14), 26th in fumbles lost (8), 26th in fewest penalty yards (42.00) and 26th in sacks (2.42).

■ SDSU leads the Mountain West in seven statistical categories - net punting (38.9), passes intercepted (14), fewest penalties (4.67), fewest penalty yards (42.00), punt return yardage allowed (4.00), sacks (2.42) and tackles for loss (6.75).

→ San Diego State is second in the league in four categories, including turnover margin (+0.92), turnovers gained (27), turnovers lost (16) and pass efficiency defense (125.36).

→ The Aztecs have won five straight games when being tied or having an advantage in turnover margin. SDSU is 8-1 in its last nine

games in which it has an advantage in the turnover category.

→ San Diego State has five turnover-free games this season.

■ The Aztecs are bowl eligible for the second year in a row after appearing in the 2010 Poinsettia Bowl. Now in its 43rd season of Division I football, this is the first time SDSU has gone to bowl games in consecutive campaigns at the DI level. The last time San Diego State played in bowl games in back-to-back years was in 1966 and 1967. In both of those seasons, the Aztecs advanced to the Camellia Bowl under legendary coach Don Coryell.

→ Rocky Long is the first coach in school history to lead SDSU to a bowl game in his first season.

■ San Diego State is outscoring its opponents, 207-72, after intermission. The Aztecs are allowing an average of 6.0 second-half points and have not given up a third-quarter touchdown over their last nine games. SDSU has outscored its last 14 opponents (dating back to last season) in the second half by a combined score of 238-79. → San Diego State has outscored 10 of its 12 opponents this season in the second half. The lone exceptions were at Michigan (tied, 7-7) and at Colorado State (outscored, 8-3, but won the game).

■ Sophomore running back **Ronnie Hillman** is third nationally in rushing (138.00) and 11th in the country in all-purpose yardage (156.42). The La Habra, Calif., native was one of 10 semifinalists up for the Doak Walker Award, given to the nation's top running back. Hillman has 15, 100-yard games, 12, 150-yard games and three, 200-yard games. He is the first Aztec since Marshall Faulk to record consecutive 1,500-yard rushing seasons and is second in career rushing yards per game among all active players in the nation at 127.5, trailing only Oregon's LaMichael James (136.8).

→ Hillman suffered a high-ankle sprain against Colorado State late in the second quarter. He left that game with 80 yards rushing and then tried to play the next week, carrying three times for

MOUNTAIN WEST STANDINGS

Rk.	Team	MW	Overall
1.	TCU (16/15)	7-0	10-2
2.	Boise State (8/7)	6-1	11-1
3.	Wyoming	5-2	8-4
4.	SDSU	4-3	8-4
5.	Air Force	3-4	7-5
6.	Colorado State	1-6	3-9
	New Mexico	1-6	1-11
	UNLV	1-6	2-10

MW Upcoming Games/Results
(all bowl games below will be on ESPN)

■ **Saturday, December 3**
Wyoming 22, at Colorado State 19 The Mtn.
at TCU 56, UNLV 9 VERSUS
at Boise State 45, New Mexico 0 The Mtn.
at SDSU 35, Fresno State 28 CBSSN

■ **Saturday, December 17**
New Mexico Bowl - Wyoming vs. Temple, Noon MT
New Orleans Bowl - SDSU vs. Louisiana, 8 p.m. CT

■ **Wednesday, December 21**
Poinsettia Bowl - TCU vs. Louisiana Tech, 5 p.m. PT

■ **Thursday, December 22**
Las Vegas Bowl - Boise St. vs. Arizona St., 6 p.m. MT

■ **Wednesday, December 28**
Military Bowl - Air Force vs. Toledo, 3:30 p.m. CT

SDSU Non-Conference Opponents













Team	Conference	Overall
Michigan (13/13)	6-2	10-2
Cal Poly	3-1	6-5
Fresno State	3-4	4-9
Washington State	2-7	4-8
Army	N/A	3-9

■ **Saturday, December 3**
at SDSU 35, Fresno State 28 CBSSN

■ **Saturday, December 10**
at Navy 27, Army 21 CBS

■ **Tuesday, January 3**
Sugar Bowl - Michigan vs. Va. Tech, 7:30 p.m. CT

2011 SCHEDULE/RESULTS

Date	Opponent	Site	TV	Result/Time	Series	Note
Sept. 3	 CAL POLY Mustangs	San Diego, Calif. Qualcomm Stadium	The Mtn.	W, 49-21	SDSU, 14-11	SDSU improves to 27-17-4 in openers; Hillman runs for 189 yards, 2 TDs.
Sept. 10	 at Army Black Knights	West Point, N.Y. Michie Stadium	CBS Sports	W, 23-20	SDSU, 1-0	Aztecs overcome 42:11-17:49 TOP; Hillman goes for 117 yards, 2 TDs
Sept. 17	 WASHINGTON STATE Cougars	San Diego, Calif. Qualcomm Stadium	The Mtn.	W, 42-24	Tied, 1-1	Aztecs score final 28 pts. of game Hillman: 32 car., 191 yds., 4 TDs
Sept. 24	 at 22/21 Michigan Wolverines	Ann Arbor, Mich. Michigan Stadium	Big Ten Network	L, 7-28	Michigan, 2-0	Total Off: UM 413, SDSU 376 Aztecs had 10 poss. in UM territory
Oct. 8	 TCU Horned Frogs	San Diego, Calif. Qualcomm Stadium	CBS Sports	L, 14-27	TCU, 7-0	SDSU has season-high 4 TOs; SDSU rallied to within 20-14 in 4Q
Oct. 13	 at Air Force Falcons	USAF Academy, Colo. Falcon Stadium	CBS Sports	W, 41-27	AFA, 19-11	SDSU scores 24 unanswered pts. Hillman: 27 car., 177 yds., 2 TDs
Oct. 29	 WYOMING Cowboys	San Diego, Calif. Qualcomm Stadium	The Mtn.	L, 27-30	Wyo., 18-15	Halftime: Wyo. 30, SDSU 13 Hillman: 25 car., 224 tds, 2 TDs
Nov. 5	 NEW MEXICO Lobos	San Diego, Calif. Qualcomm Stadium	The Mtn.	W, 35-7	SDSU, 23-15	SDSU rushes for 215 yards, 5 TDs UNM: 8 1st downs; 162 yards
Nov. 12	 at Colorado State Rams	Fort Collins, Colo. Hughes Stadium	The Mtn.	W, 18-15	SDSU, 18-13	Aztecs' game-winning FG with 5:49 left; CSU 52 passing yds.
Nov. 19	 10/11 BOISE STATE Broncos	San Diego, Calif. Qualcomm Stadium	CBS Sports	L, 35-52	BSU, 1-0	Boise State cashes in on 3 SDSU first quarter TOs to build 21-0 lead
Nov. 26	 at UNLV Rebels	Las Vegas, Nev. Sam Boyd Stadium	The Mtn.	W, 31-14	SDSU, 13-8	SDSU with 31 unanswered pts., Hillman 32 car., 192 yds., 2 TDs
Dec. 3	 FRESNO STATE Bulldogs	San Diego, Calif. Qualcomm Stadium	CBS Sports	W, 35-28	SDSU, 27-20-4	SDSU overcomes 21-0 deficit; Hillman 4 TDs; FS rush: 48 yds.

AZTECS vs. LOUISIANA-LAFAYETTE

Louisiana-Lafayette (8-4, 6-2 Sun Belt)

S.3	at Oklahoma State	L, 34-61
S.10	at Kent State	W, 20-12
S.17	Nicholls State	W, 38-21
S.24	at Florida International *	W, 36-31
O.1	Florida Atlantic *	W, 37-34
O.8	Troy *	W, 31-17
O.15	North Texas *	W, 30-10
O.22	at Western Kentucky *	L, 23-42
O.29	at Middle Tennessee *	W, 45-20
N.5	Louisiana-Monroe *	W, 36-35
N.12	at Arkansas State *	L, 21-30
N.26	at Arizona	L, 37-45

D.17 vs. San Diego State 8 p.m. CT

STATISTICAL COMPARISON

San Diego State Averages & NCAA Rankings

Category	Avg.	NR	CR
Rushing Offense	194.17	28	3
Passing Offense	228.75	64	3
Total Offense	422.92	35	4
Scoring Offense	29.75	50	4
Rushing Defense	177.33	82	3
Pass Eff. Defense	125.36	49	2
Total Defense	376.50	57	3
Scoring Defense	24.42	T-52	3
Net Punting	38.88	20	1
Punt Returns	5.23	100	6
Kickoff Returns	19.89	95	8
Turnover Margin	0.92	T-11	2
Pass Defense	199.17	31	4
Pass Efficiency	122.65	86	5
Sacks	2.42	T-26	1
Tackles for Loss	6.75	T-30	1
Sacks Allowed	0.83	10	3

Louisiana-Lafayette Averages & NCAA Rankings

Category	Avg.	NR	CR
Rushing Offense	129.25	86	7
Passing Offense	250.92	40	4
Total Offense	380.17	65	4
Scoring Offense	32.33	32	2
Rushing Defense	144.50	55	5
Pass Eff. Defense	130.83	68	5
Total Defense	393.17	72	6
Scoring Defense	29.83	83	5
Net Punting	37.80	35	3
Punt Returns	8.00	T-63	4
Kickoff Returns	19.58	104	7
Turnover Margin	0.08	T-55	5
Pass Defense	248.67	92	7
Pass Efficiency	139.55	44	2
Sacks	2.25	T-30	3
Tackles for Loss	7.00	23	2
Sacks Allowed	2.08	T-70	7

eight yards against Boise State. Had the sophomore sat out the game against the Broncos, he would currently lead the nation in rushing with a 149.8 average.

→ See pages 10 and 38 for more on Hillman.

■ Senior quarterback **Ryan Lindley** has seven consecutive games with one interception or less. He is the school's all-time leader in career quarterback starts, passing yards, total offense, passing touchdowns and completions. He is also the MW's all-time leader in passing yards.

→ See pages 12 and 42 for more on Lindley.

■ Senior linebacker **Miles Burris** owns the team lead with 72 stops. He has logged at least a half tackle for loss in 18 of the last 19 outings. He is eighth nationally and first in the MW in tackles for loss with 19.0. Among active players, he ranks second in career solo tackles for loss and fourth in career total tackles for loss.

→ See pages 15 and 31 for more on Burris.

■ In five of the last 10 games, SDSU has intercepted two passes and has a total of 14 in its last 11 games. Senior cornerback **Larry Parker** has seven interceptions this season and is third nationally in the category. This year, the human turnover maker has seven picks, three forced fumbles and a fumble recovery.

■ Of San Diego State's four losses this season, three have come to teams that ended the season ranked in the top 18 of the BCS standings (No. 7 Boise State, No. 13 Michigan and No. 18 TCU).

■ Seven Aztecs were named to the 2011 all-Mountain West first team. The seven first-team selections are the most by an SDSU team in the 13-year history of the league and the most overall since the 1974 squad landed eight on the all-Pacific Coast Athletic Association first team.

→ Running back Ronnie Hillman, tight end Gavin Escobar and offensive tackle Tommie Draheim each represented the San Diego State offense on the first team, while linebacker Miles Burris, and cornerbacks Leon McFadden and Larry Parker were defensive first-team selections. Punter Brian Stahovich was also chosen to the first team.

→ Center Alec Johnson and defensive tackle Jerome Long each garnered second-team accolades, while defensive back Nat Berhe was an honorable mention pick.

SDSU-LOUISIANA-LAFAYETTE: THE SERIES

■ The R+L Carrier New Orleans Bowl will mark the first ever meeting between San Diego State and Louisiana-Lafayette.

■ The bowl game marks the 499th game for the Aztecs as a Division I school, but the first time SDSU has ever played a contest in the state of Louisiana. This will mark the 25th different state in which San Diego State has played a game. Earlier this season, the Aztecs played at Army, marking the first time SDSU had traveled to the Empire State (24th state).

■ This is San Diego State's second game against a team from the state of Louisiana. The Aztecs opened the 2010 campaign (Sept. 4, 2010) with a 47-0 victory over Nicholls State at Qualcomm Stadium. Ryan Lindley was 17-of-26 for 303 yards and two touchdowns in the game. In his first college game, Ronnie Hillman rushed for 65 yards on 15 carries and a touchdown. Demetrius Barksdale recovered a fumble in the contest as SDSU limited NSU to 171 yards of total offense.

■ San Diego State has eight prior meetings with a team from the current configuration of the Sun Belt Conference. The most recent encounter came on Sept. 12, 1976, when the Aztecs defeated Arkansas State, 24-14, at San Diego Stadium (which later became Jack Murphy Stadium and is currently Qualcomm Stadium). David Turner rushed for 239 yards on 32 carries in the contest, despite not having a carry for more than 30 yards in the game. The other seven games against a current Sun Belt member came against North Texas, with SDSU winning six of the seven games.

■ Although San Diego State has played Arkansas State and North Texas, both current members of the Sun Belt Conference, those games took place when the teams were in other leagues. The Red Wolves were members of the Southland Conference at game time, while the Mean Green was in the Missouri Valley Conference or an independent when the Aztecs played them from 1969-75.

THE SERIES vs. SUN BELT

	W	L	T
Arkansas State	1	0	0
Florida Atlantic	0	0	0
Florida International	0	0	0
Louisiana-Lafayette	0	0	0
Louisiana-Monroe	0	0	0
Middle Tennessee	0	0	0
North Texas	6	1	0
Troy	0	0	0
Western Kentucky	0	0	0

Arkansas State Series: SDSU leads 1-0

Date	Location (Opp. NR)	Score
S.12.76	H-San Diego Stadium	W 24-14

North Texas Series: SDSU leads 6-1

Date	Location (Opp. NR)	Score
N.22.69	H-San Diego Stadium	W 42-24
S.19.70	A-Denton	W 23-0
D.4.71	H-San Diego Stadium	W 44-28
S.23.72	A-Denton	W 25-0
N.24.73	H-San Diego Stadium	W 56-9
N.2.74	A-Denton	L 9-14
S.20.75	H-San Diego Stadium	W 30-12

SDSU-LOUISIANA-LAFAYETTE: CONNECTIONS

■ The Aztecs have had three recent New Orleans-area natives continue their football careers in the NFL. Lance Louis (New Orleans/Landry HS) is a current starter on the offensive line for the Chicago Bears after being taken in the seventh round of the 2009 NFL Draft. Louis played both offensive line and tight end at SDSU from 2004-08. Additionally, center Jasper Harvey (Marrero, La./Archbishop

Shaw HS) played for the Eagles in 2006 after lettering at San Diego State from 2002-03 and in 2005.

The most notable Aztec and New Orleans native is, of course, running back Marshall Faulk. He played on The Mesa from 1991-93, and this year was inducted into the NFL Hall of Fame after a standout pro career with the Indianapolis Colts and St. Louis Rams.

■ Besides Louis and Harvey, SDSU also had two other players and one coach from the New Orleans area on its 2005 roster. Running back Michael Franklin (New Orleans/St. Augustine HS) posted over 1,200 yards on the ground from 2002-05 and defensive end Kwan Howard (Harvey, La./Lehret HS) lettered 2003-06. Ray Peterson, San Diego State's all-time career leader in punt return yardage, played for the Aztecs from 1992-95, and was also an assistant coach for the team from 2003-05. Cornerback Hubert Caliste (New Orleans/Carver HS) also played at SDSU from 2001-04.

■ Several former San Diego State players have recently played for the New Orleans Saints during their NFL careers, including Aztec Hall of Famers La'Roi Glover (1997-2001) and Kyle Turley (1998-2002), Pio Sagapolutele (1997-2000), New Orleans' native Derrick Lewis (2003), Az Hakim (2005), Matt McCoy (2007) and recent standout Lynell Hamilton (2008-10), who was a member of the squad that won the Super Bowl. Saints head coach Sean Payton was an assistant at SDSU from 1992-93 under head coach Al Luginbill, while Will Robinson (2004-07) is a current member of the team.

■ Louisiana-Lafayette wide receivers coach Jorge Munoz prepped at Hilltop High School in Chula Vista, Calif., before attending Bethany College where he played quarterback and graduated in 1998.

SDSU-LOUISIANA-LAFAYETTE PLAYER CONNECTIONS

San Diego State	High School/Hometown	Louisiana-Lafayette
Adam Dingwell, QB, Fr.	Rockwell, Texas/Rockwall HS	Travis Shinn, PK, Fr.

LAST TIME OUT: SDSU 35, FRESNO STATE 28

■ Dec. 3, 2011 | Qualcomm Stadium | San Diego, Calif.

SAN DIEGO – In the inaugural “Battle for the Oil Can,” Ronnie Hillman rushed for 178 yards and four touchdowns to give San Diego State a 35-28 come-from-behind victory over Fresno State at Qualcomm Stadium.

In their final regular-season home game, the Aztecs sent their 21 seniors out in style by scoring the deciding touchdown with only 1:09 remaining on a 2-yard run by Hillman.

That final score capped an evening that saw SDSU fall behind 21-0 mid-way through the second quarter.

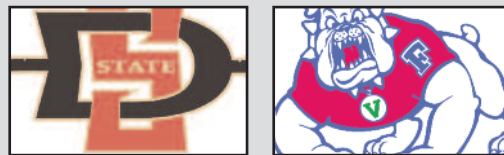
The Bulldogs notched the first points of the game on a blocked field goal, as Isaiah Green rumbled 59 yards for the touchdown. San Diego State tried to answer on its very next possession, but came up empty as they turned it over after Hillman was denied at the goal-line on fourth down.

Using that momentum, Fresno State quickly doubled its lead when Derek Carr connected with Jalen Saunders on an 88-yard TD pass. The Bulldogs weren't done though, as they extended their lead to 21-0 on a 23-yard touchdown pass from Carr to Josh Harper with 9:14 left until the break.

The Aztecs, who rallied from a 14-point deficit a week earlier, finally woke up with two scores in the final six minutes of the second quarter on a 20-yard Hillman run and a 1-yard fourth-down plunge by full-back Chad Young to get to within seven at 21-14.

As they have done all season, SDSU came out in the second half as a completely different team, as the defense held the Bulldogs scoreless in third quarter. The offense, meanwhile, scored a touchdown for the third consecutive possession, which was set up by a 68-yard Hillman run, to knot the game at 21.

After a punt and a missed field goal by Fresno State, San Diego State took its first



SDSU-FRESNO STATE

Dec. 3, 2011 | Qualcomm Stadium | San Diego, Calif.
Attendance: 32,790 | Weather: 59 degrees, light wind, partly cloudy

	1	2	3	4	Total
Fresno State	7	14	0	7	28
San Diego State	0	14	14	7	35

Scoring Summary

- FS** - Green 59-yd blocked FG return (Goessling kick) -- (4:58, 1st)
- FS** - Saunders 88-yd pass from Carr (Goessling kick) -- 4 plays, 99 yds, 1:02 (14:24, 2nd)
- FS** - Harper 23-yd pass from Carr (Goessling kick) -- 4 plays, 80 yds, 1:21 (9:14, 2nd)
- SD** - Hillman 20-yd run (Perez kick) -- 11 plays, 81 yds, 3:26 (5:48, 2nd)
- SD** - Young 1-yd run (Perez kick) -- 10 plays, 78 yds, 1:16 (0:11, 2nd)
- SD** - Hillman 2-yd run (Perez kick) -- 3 plays, 74 yds, 1:12 (11:29, 3rd)
- SD** - Hillman 2-yd run (Perez kick) -- 3 plays, 69 yds, 1:04 (3:06, 3rd)
- FS** - Rouse 2-yd run (Goessling kick) -- 11 plays, 68 yds, 5:32 (12:34, 4th)
- SD** - Hillman 2-yd run (Perez kick) -- 9 plays, 66 yds, 1:04 (1:09, 4th)

Team Stats

	FS	SDSU
First Downs	13	23
Rushes-Yards	28-48	38-215
Passing Yards	336	281
C-A-I	19-35-1	21-40-0
Total Offense	384	496
Fumbles-Lost	0-0	1-0
Penalties-Yards	10-75	3-26
Possession Time	30:28	29:32
Turnovers	1	0
Average Field Pos.	FS 25	SDSU 28

INDIVIDUAL STATS

- Rushing (Atts.-Yards-TDs):** FS: Rouse 20-56-1; Carr 8-(8)-0. SDSU: Hillman 29-178-4; Lockett 2-42-0; Muema 2-8-0; Young 2-3-1; Team 1-(-1)-0; Lindley 2-(-15)-0.
- Passing (Comp.-Att.-Int., Yards, TDs):** FS: Carr 19-35-1, 336, 2. SDSU: Lindley 21-40-0, 281, 0.
- Receiving (No.-Yards-TDs):** FS: Wylie 7-97-0; Saunders 3-105-1; Harper 3-35-1; Burse 2-71-0; Rouse 2-8-0; Johnson 1-11-0; Evans 1-9-0. SDSU: Escobar 6-125-0; Lockett 6-102-0; Denso 6-44-0; Young 2-8-0; Quigley 1-2-0.

SDSU CAREER VS. LOUISIANA-LAFAYETTE

Rushing	Att.	Yds.	Avg.	TD
N/A				
Passing	A-C-I	Yds.	TD	Eff.
N/A				
Receiving	No.	Yds.	YPC	TD
N/A				
Defense	S-A-T	Other		
N/A				
Punting	No.	Yds.	Avg.	Long
N/A				
Kicking	FG-FGA	Long	PAT-PATA	
N/A				

SDSU Start Chart

Player	'07	'08	'09	'10	'11	Total
Ryan Lindley, QB	RS	11	12	13	12	48
Miles Burris, LB	RS	0	12	13	12	37
Tommie Draheim, OL	RS	0	7	13	12	32
Nik Embernate, OL	-	-	8	13	11	32
Leon McFadden, DB	-	-	6	13	12	31
Jerome Long, DL	-	7	0	10	12	29
Alec Johnson, OL	-	RS	3	13	12	28
Kurtis Gunther, OL	RS	1	0	13	12	26
Logan Ketchum, LB	RS	0	1	13	8	22
Ronnie Hillman, RB	-	-	-	8	11	19
Brandon Davis, DB	RS	0	8	10	0	18
Gavin Escobar, TE	-	-	RS	12	5	17
Alston Umuolo, TE	0	2	11	1	2	16
J.J. Autele, DL	-	2	3	0	10	15
Nat Berhe, DB	-	-	RS	2	12	14
Emilio Rivera, OL	RS	2	0	0	12	14
Jake Fely, LB	-	-	-	RS	12	12
Larry Parker, DB	-	-	0	0	12	12
Dylan Denso, WR	-	-	RS	0	11	11
Bryce Quigley, TE	-	-	-	2	9	11
Dey Juan Hemmings, DB	0	0	9	RS	1	10
Colin Lockett, WR	-	-	RS	0	10	10
Dominique Sandifer, WR	-	RS	4	6	-	10
Chad Young, FB	-	-	RS	0	10	10
Marcus Andrews, DB	-	-	RS	1	8	9
Gabe Lemon, DB	-	-	RS	0	8	8
Mike Matamua, OL	0	RS	8	0	0	8
Jordan Thomas, DL	-	-	-	0	8	8
Walter Kazee, RB	-	-	4	2	0	6
Khalid Stevens, DB	-	-	0	2	4	6
Larry Gibbs, DL	-	-	0	0	5	5
Demetrius Barksdale, LB	RS	-	0	0	4	4
D.J. Shields, TE	-	RS	1	3	0	4
Rob Andrews, LB	-	RS	0	3	0	3
Vaness Harris, LB	-	-	RS	0	2	2
Josh Wade, DB	-	RS	0	2	-	2
Riley Gauld, OL	-	-	-	RS	1	1
Adam Muema, RB	-	-	-	RS	1	1
Dontrell Onuoho, DL	-	-	-	RS	1	1
Eric Pinkins, DB	-	-	0	RS	1	1
Marcus Russell, WR	-	-	-	0	1	1

SAN DIEGO STATE RANKINGS (2011)

Category	Pct./No.	NCAA	MW
Rushing Offense	194.17	28	3
Passing Offense	228.75	64	3
Total Offense	422.92	35	4
Scoring Offense	29.75	50	4
Rushing Defense	177.33	82	3
Pass Defense	199.17	31	4
Total Defense	376.50	57	3
Scoring Defense	24.42	T-52	3
Net Punting	38.88	20	1
Punt Returns	5.23	100	6
Kickoff Returns	19.89	95	8
Turnover Margin	0.92	T-11	2
Fumbles Recovered	13	T-22	T-4
Passes Intercepted	14	T-24	T-1
Fumbles Lost	8	T-26	T-3
Passes Had Intercepted	8	T-23	T-3
Turnovers Gained	27	T-20	2
Turnovers Lost	16	T-16	T-2
Pass Efficiency	122.65	86	5
Passing Efficiency Defense	125.36	49	2
Fewest Penalties	4.67	T-15	1
Fewest Yards Penalized	42.00	26	1
Punt Return Yardage Def.	4.00	8	1
Kickoff Return Yardage Def.	25.45	117	8
Sacks	2.42	T-26	1
Tackles for Loss	6.75	T-30	1
Sacks Allowed	0.83	10	3
Tackles for Loss Allowed	4.42	T-15	3
3rd Down Conversion Pct.	44.26	35	4
4th Down Conversion Pct.	40.91	99	7
3rd Down Defense	44.20	94	5
4th Down Defense	60.00	T-93	T-6
Time of Possession	30:09	51	4
First Downs	21.00	T-46	4
Opponent First Downs	18.17	T-32	3
Field Goal Percentage	38.46	--	8
Red Zone Offense	80.00	T-71	4
Red Zone Defense	87.50	T-100	7
PAT Kicking	95.65	--	4

Red = ranked No. 1 in league or top-10 nationally

INDIVIDUAL NATIONAL RANKINGS

Rushing	
3. Ronnie Hillman	138.00
Passing Efficiency	
81. Ryan Lindley	122.90
Total Offense	
60. Ryan Lindley	223.58
Receptions Per Game	
T-100. Colin Lockett	4.33
Receiving Yards Per Game	
51. Colin Lockett	73.75
93. Gavin Escobar	59.17
Interceptions	
T-3. Larry Parker	0.58
Punting	
24. Brian Stahovich	43.37
Scoring	
12. Ronnie Hillman	10.00
All-Purpose Running	
11. Ronnie Hillman	156.42
38. Colin Lockett	132.83
Sacks	
T-32. Miles Burris	0.67
Tackles For Loss	
8. Miles Burris	1.58

lead of the game on another 2-yard touchdown run by Hillman.

The visitors, however, responded back with a time consuming 11-play, 68-yard drive that took 5:32 off the clock and resulted in a 2-yard run by Robbie Rouse.

After each team traded punts, the Aztecs put together the game-winning drive that was capped by Hillman's fourth score of the night.

The Bulldogs had one last opportunity with 1:09 remaining and the ball on SDSU's 47-yard line, but Larry Parker recorded his seventh interception of the season to clinch the victory for San Diego State.

POSTGAME NOTES - FRESNO STATE

TOP NOTES

■ The 21-point deficit overcome (at 21-0) is tied for the Aztecs' largest deficit overcome in school history... The other two games were on Nov. 3, 2007 against Wyoming (SDSU was down, 21-0) and Oct. 12, 1974 versus Fresno State (San Diego State was down, 21-0)... The Aztecs have now overcome a 21-point deficit three times in 498 games at the Division I level.

■ SDSU overcame a 14-point deficit for the second consecutive game for the first time since Oct. 19-26, 1985.

■ At 8-4, San Diego State has matched its 12-game record from last season and have matched its best record since the 1995 squad was 8-4 after 12 contests. The 8-4 record this season matches the best 11-game record in the last 16 years (the 1996 team only played 11 games, but finished 8-3).

■ The Aztecs are now 17-8 over their last 25 games after going 6-19 over their previous 25 contests. The 17 wins over the past two seasons are the program's most since 1976-77 (20-2).

THE SERIES

■ SDSU improves to 27-20-4 all-time against Fresno State, including a 14-11-2 mark at home (8-2 at Qualcomm Stadium).

■ San Diego State has won five of the last six games in the series, including the last four contests at home.

ROCKY LONG

■ Rocky Long improves to 8-4 in his first year as head coach of the Aztecs. Those are the most victories in an SDSU head coaching debut season since Denny Stolz finished 8-4 in his first year in 1986.

■ With eight first-year wins, Rocky Long has one more coaching victory in his inaugural season as the previous two San Diego State coaches combined (Brady Hoke went 4-8 in 2009 and Chuck Long was 3-9 in 2006).

■ This is the third time in Rocky Long's head coaching career that his team has won at least eight games (also 2007 and 2003). His squads have won six or more games in eight of his last nine seasons as a head coach.

PLAYER NOTES

■ **Ronnie Hillman, So., RB**

Sophomore running back Ronnie Hillman broke 1,500 rushing yards for the season. It's the seventh time in program history that a player has broken 1,500 rushing yards in a season. Hillman is the second Aztec to have multiple 1,500-yard rushing seasons, joining Marshall Faulk, who did it three times from 1991-93... Hillman moved into second place on SDSU's single-season rushing list, passing all three of Faulk's season totals... Hillman scored four rushing touchdowns, giving him 36 for his career. That passed George Jones (1995) into second on the school's all-time chart... Hillman now has 38 career touchdowns (two receiving), which ranks second in school history... Hillman now has 11 career games with multiple rushing touchdowns and four with three or more... Matched his season and career high with the four rushing scores (also at NMSU in 2010; vs. WSU in 2011) ... Had his 15th career 100-yard rushing game (in 25 career games) and ninth of the season... The 15 career 100-yard rushing games passed him by Jones (1995-96) for the second most in San Diego State history... The nine 100-yard rushing games this season are tied with Jones (1995) for the most in a season in school history... Broke 150 yards for the 12th time of his career, which only trails Faulk's 16 on the school all-time list ... Broke the Mountain West Conference record for rushing yards in a season with 1,656 yards.

■ **Larry Parker, Sr., DB**

Recorded his seventh interception of the season to preserve the victory in the fourth quarter ... Parker's seven picks are tied for third in Aztec single-season history ... His seven interceptions are the most since 1969, when Tom Deckert had eight and Galen Pavelko had seven.

■ **Ryan Lindley, Sr., QB**

With his first attempt of the night, senior quarterback Ryan Lindley passed 12,000 passing yards for his career. He is the first SDSU player and first player from the Mountain West to eclipse 12,000 passing yards.

■ **Miles Burris, Sr., LB**

Senior Miles Burris had two sacks on the night, his third career game with two or more sacks... His

18th career sack, which moved him into seventh place all-time at San Diego State... He logged at least a half tackle for a loss for the 18th time in the last 19 outings. Burris moved into third on the school's all-time list in tackles for a loss, passing Aztec hall-of-famer La'Roi Glover (1992-95).

■ **Brian Stahovich, Sr., P**

Averaged 49.2 yards per punt... Booted three balls over 50 yards, giving him 57 career 50-yard punts.

■ **Gavin Escobar, So. TE**

Sophomore tight end Gavin Escobar had six catches for 125 yards. It was his second career 100-yard receiving game (also vs. Boise State on Nov. 19, 2011)... Over the last three games, he has 18 receptions for 306 yards and two touchdowns.

■ **Colin Lockett, So., WR**

Sophomore wide receiver Colin Lockett had six catches for 102 yards... It is his third career 100-yard receiving game and second at home this season ... He has at least three catches in all 12 games this season.

OTHER NOTES

- The Aztecs began the game with the ball for the 10th time this season of 12 games.
- Sophomore fullback Chad Young scored his second rushing touchdown of the season and his career. He has three overall touchdowns (one receiving).

TEAM NOTES

- The SDSU defense has allowed opposing offenses to score no more than one touchdown in the second half of all 12 contests in 2011 ... Air Force, TCU and Boise State scored only 10 points, the most San Diego State has allowed in the second half of a game this season (1 TD, 1 FG each) ... Of the 293 points allowed this year by the defense, only 72 have been scored after the break (also 7 vs. Cal Poly, 6 at Army, 7 vs. Washington State, 7 at Michigan, 10 vs. TCU, 10 at Air Force, 0 vs. Wyoming, 0 vs. New Mexico, 8 at CSU, 10 vs. Boise State, 0 vs. UNLV, 7 vs. Fresno State).
- With one interception, the Aztecs now have 14 this season, the most by an SDSU team since it had 16 in 2006.
- San Diego State has gone nine consecutive third quarters without allowing a touchdown. Over that span, the Aztecs have allowed a total of nine points in that quarter.
- SDSU improved to 7-0 this season and 16-1 over the past two seasons when leading after the third quarter.
- San Diego State converted a third and 19, its longest third down conversion of the season. The previous longest was 15 yards vs. Washington State.
- The Aztecs had two receivers surpass the century mark in the same contest for the second consecutive home game, as both Lockett and Escobar also turned the trick against Boise State.
- SDSU rushed for 200 yards as a team for the seventh time this season ... The San Diego State defense held an opponent to less than 100 yards rushing in a game for the third time (also vs. WSU and UNM at home) ... Fresno State's 48 yards rushing are the fewest allowed by the Aztecs this season and overall since Colorado State had 27 in 2010.
- SDSU did not have a turnover in a game for the third time this season ... San Diego State also did not have a giveaway in the opening two contests vs. Cal Poly and Army.

LONG HAS BEST DEBUT SEASON IN SCHOOL HISTORY

In his first season as the head coach after serving as the defensive coordinator the previous two seasons, Rocky Long has the program off to a good start. He helped guide the Aztecs to their first 3-0 start in 30 years, ended the program's 19-game losing streak to Pac-10/12 foes, snapped SDSU's 23-game losing streak to automatic qualifying BCS teams and gave the program its first win in the Eastern time zone since 1972, all in the opening month of the season.

Other notes on Long's inaugural season:

- Rocky Long, the school's 18th head coach, becomes the first San Diego State coach to lead the team to a bowl game in his inaugural season.
- As a head coach, Rocky Long has won at least six games in eight of his last nine seasons and has been bowl eligible in eight of his last nine seasons.
- Rocky Long's 8-4 record after 12 games is the best start for an Aztec head coach in their first tenure since Denny Stolz was 8-4 after 12 games in 1986.
- SDSU will finish a season above .500 for only the second time in the last 13 seasons.
- San Diego State has won eight games in a campaign for just the second time in the last 15 seasons. A win would give the Aztecs just their second campaign with at least nine victories in the last 34 seasons.
- Rocky Long already has more wins in his inaugural season at SDSU than the previous five first-year coaches - Brady Hoke (4 in 2009), Chuck Long (3 in 2006), Tom Craft (4 in 2002), Ted Tollner (4

SDSU SITUATIONAL RECORD

Category	2011	2010
Overall Record	8-4	9-4
Scoring - first to score	4-1	6-2
Leading - after 1 qtr.....	5-0	6-2
Leading - at halftime.....	3-0	9-1
Leading - after 3 qtr.....	7-0	9-1
OFFENSE		
Scoring - 30 or more pts.....	6-1	7-2
Scoring - 24 or more pts.....	6-2	9-3
Total Offense - 500+ yds	1-1	5-1
Total Offense - 400+ yds	5-2	7-2
Passing - 300+ yds	0-1	5-1
Rushing - 200+ yds	6-1	6-2
First Downs - 20+.....	7-3	6-1
3rd Down Conv. - 50 pct.+	2-0	4-1
Turnovers - 2 or fewer	8-1	8-3
Field Position - 30 or better	7-1	8-0
Field Position - 25 or better	7-3	8-2
Play Call - 50 pct.+ rushing	7-1	8-0

DEFENSE

Allowing 24 pts. or less.....	6-0	7-1
Allowing 17 points or less	3-0	4-0
Total Offense - <=300 yds.	4-0	4-0
Passing - <= 150 yds.	5-1	3-1
Rushing - <= 100 yds.....	3-0	3-1
First Downs - <= 15.....	5-0	3-0
3rd Down Conv. - <= 33 pct.	5-0	5-2
Turnovers - forced 3 or more.....	3-2	0-1
Field Position - <=25	6-2	3-0
Field Position - <=20	1-0	0-0
Defense Scores Points	0-0	0-1

COMPARISON

SDSU more Rushing Yards	6-1	7-1
SDSU more Return Yards.....	3-3	3-1
SDSU fewer Turnovers.....	7-1	2-2
SDSU more Time of Poss.	5-0	5-1
SDSU more 1st D. and ToP.....	5-0	5-0
SDSU better Avg. Field Pos.....	8-2	7-1
SDSU adv. in TO and AFP.....	7-1	1-1
SDSU Special Teams Score	2-0	0-0

INDIVIDUAL

Rusher - 100+ Yards.....	7-3	5-1
Passer - 300+ Yards	0-1	5-1
Receiver - 100+ Yards.....	2-1	7-3
100+ Rusher, 300+ Passer.....	0-1	3-0

SDSU HEAD COACHES

Coach	Season	12-G	Season
C.E. Peterson	1921	4-6	4-6
W.B. Harreid	1930	5-4	5-4
Leo Calland	1935	3-4-1	3-4-1
John Eubank	1942	0-6-1	0-6-1
Bob Breitbard	1945	2-5	2-5
Bill Terry	1946	6-4	6-4
Bill Schutte	1947	7-3-1	7-3-1
Paul Governali	1956	4-3-2	4-3-2
Don Coryell	1961	7-2-1	7-2-1
Claude Gilbert	1973	9-1-1	9-1-1
Doug Scovil	1981	6-5	6-5
Denny Stolz	1986	8-4	8-4
Al Luginbill	1989	6-5-1	6-5-1
Ted Tollner	1994	4-7	4-7
Tom Craft	2002	4-8	4-9
Chuck Long	2006	3-9	3-9
Brady Hoke	2009	4-8	4-8
Rocky Long	2011	8-4	

SDSU 2011 ACCOLADES

PRESEASON NATIONAL RANKINGS

- No. 37 - *Lindy's*
- No. 38 - *Sporting News*
- No. 44 - *Phil Steele's College Football Preview*
- No. 66 - *Athlon Sports*

PRESEASON CONFERENCE RANKINGS

- No. 2 (tie) - *Sports Illustrated College Football Preview*
- No. 3 - *Sporting News College Football*
- No. 4 - *Mountain West Preseason Poll (MW media)*
- No. 4 - *Lindy's*
- No. 4 - *Blue Ribbon College Football Yearbook*
- No. 4 - *Athlon Sports*
- No. 5 - *Phil Steele's College Football Preview*

NAT BERHE

- * Honorable mention all-Mountain West
- * Midseason all-Mountain West first team - *Phil Steele's College Football Magazine*
- * MWC Co-Defensive Player of the Week (Nov. 14)

MILES BURRIS

- * First-team all-Mountain West
- * Butkus, Lombardi, Nagurski Award Watch Lists
- * Campbell Trophy Semifinalist
- * Midseason all-Mountain West first team - *Phil Steele's College Football Magazine*
- * Preseason all-Mountain West first team - *Mountain West Preseason Poll (MW media), Athlon Sports, Blue Ribbon, Lindy's, Phil Steele's College Fball Preview, Sporting News*
- * No. 7 in "Top Inside Linebackers" - *Lindy's*
- * No. 7 in "Top 10 NFL Talent" in the Mountain West - *Lindy's*
- * "Hardest Hitter" in the Mountain West - *Sporting News*
- * Preseason third-team All-American - *GoDaddy.com*
- * College Football Performance Award (Top LB)

TOMMIE DRAHEIM

- * First-team all-Mountain West
- * Preseason all-Mountain West first team - *Lindy's*
- * Preseason all-MW second team - *Phil Steele's College Fball Preview*

NIK EMBERNATE

- * Midseason all-Mountain West second team - *Phil Steele's College Football Magazine*
- * Preseason all-Mountain West second team - *Lindy's, Phil Steele's College Fball Preview*
- * No. 56 on "Phil's Top 60 Guards" - *Phil Steele's College Fball Preview*

JAKE FELY

- * Midseason all-Mountain West third team - *Phil Steele's College Football Magazine*

GAVIN ESCOBAR

- * First-team all-Mountain West
- * Mackey Award Watch List
- * Midseason all-Mountain West first team - *Phil Steele's College Football Magazine*
- * Preseason all-Mountain West first team - *Lindy's*
- * Preseason all-Mountain West second team - *Athlon Sports, Phil Steele's College Fball Preview*
- * No. 23 on CFN's Tight End Watch List - *CollegeFootballNews.com*
- * No. 37 on "Phil's Top 44 Tight Ends" - *Phil Steele's College Fball Preview*

KURTIS GUNTHER

- * Midseason all-Mountain West third team - *Phil Steele's College Football Magazine*
- * Preseason all-Mountain West third team - *Phil Steele's College Fball Preview*

(continued on page 9)

in 1994) and Al Luginbill (6 in 1989).

- Long claimed his 73rd Mountain West victory against UNLV. That is the second-highest total in the history of the league.

MATCHUP OF FIRST-YEAR COACHES

The R+L Carrier New Orleans Bowl is one of two bowl games this season that will feature a pair of first-year coaches to their current school.

In addition to the R+L Carrier New Orleans Bowl, which features first year Louisiana-Lafayette coach Mark Hudspeth and first-year San Diego State head coach Rocky Long, the GoDaddy.com Bowl has a pair of first-year coaches in Arkansas State's Hugh Freeze and Northern Illinois' Dave Doeren.

In all, 14 head coaches in their first season at their current school will participate in a bowl game this season.

DISCIPLINE IS JOB ONE

Through 12 games in the 2011 season, one could make a case that San Diego State has been one of the most disciplined team in the country to date. The Aztecs rank high in concentration categories like turnover margin, turnovers forced, penalties and penalty yards per game.

Below is a look at how SDSU ranks in some of the "discipline" categories.

Category	Number	National Rank	Note
Sacks Allowed	0.83	10th	The Aztecs have allowed 10 total sacks in 12 games this season (eight sacks leads the country)
Turnover Margin	+0.92	T-11th	San Diego State has forced 27 turnovers this season, tied for 20th nationally
Penalties Per Game	4.67	T-15th	SDSU leads the Mountain West in the category
Negative Off. Plays	4.42	T-15th	Only 53 negative plays in 12 games this season
Fumbles Recovered	13	T-22nd	Wyoming leads the conference with 18
Penalty Yards PG	42.00	26th	San Diego State is first in the MW in the category

OFFENSIVE NOTES

■ **SCORING:** San Diego State ranks 35th in total offense (422.92) and 50th in scoring offense (29.75)... The Aztecs have compiled 2,709 yards of total offense in the past six games (451.5 yards per game)... SDSU has at least 400 yards of total offense in five of its last seven games... San Diego State has scored 357 points through 12 games this season (29.8 ppg), which is more than the team has had in 14 of the last 15 seasons (lone higher total during that stretch was last season (455 points; 35.0 ppg)) (see table on right)... The Aztecs have scored 31 or more points in 11 of their last 16 games and has averaged 31.8 ppg during that stretch (509 points/16 games)... SDSU has scored 31 or more points in three consecutive outings for the first time this season and in four of the last five contests... Prior to the Michigan outing, San Diego State had scored 21 or more points in 17 consecutive games for the first time since a streak of 19 straight from Nov. 30, 1968 to Oct. 31, 1970... That streak included the first 17 games the Aztecs played as a Division I-A team... SDSU has currently scored 21 or more points in 22 of its last 25 games... San Diego State has scored points in 24 of its last 30 quarters... The Aztecs have committed two turnovers or less in 26 of their last 33 games and went a Division I era record three straight games without a turnover (prior to the game against Washington State)... SDSU has posted 440 or more yards of total offense in 16 of its last 26 games dating back to the final game of the 2009 season (prior to this stretch, San Diego State did it once in the previous 11 games)... The Aztecs have surpassed 500 yards of total offense in four of their last 14 games... SDSU's 49 points versus Cal Poly are its most since tallying 52 points against Portland State in the third game of the 2007 season (Sept. 22, 2007)... The 49 points against Cal Poly were the second most ever in a season-opener and the most since scoring 56 points against Navy on Sept. 3, 1994 (Ted Tollner's coaching debut at San Diego State)... The Aztecs have shown remarkable balance, rushing and passing for more than 200 yards in four of the last seven games and six times this season (going 5-1 in those games).

MOST POINTS SCORED/since 1997

Season	Points	PPG	Final Record
2010	455	35.0	9-4
2011	357	29.8	8-4
2005	323	26.9	5-7
2002	309	23.8	4-9
2007	301	25.1	4-8
2008	280	23.3	2-10
1999	272	24.7	5-6
1997	257	21.4	5-7
2004	234	21.3	4-7
1998	230	20.9	7-5

■ **OFFENSIVE RUSHING:** SDSU ranks 28th nationally in rushing offense (194.17) and 19th in rushing yards per carry (5.12)... Sophomore Ronnie Hillman is third in the nation in rushing yards per game (138.00) (first place is LaMichael James of Oregon at 149.64 ypg)... Hillman was in a two-man

MOST RUSHING YARDS/Division I Era

Season	Rush Yds.	RYG	Final Record
1991	*2,476	206.3	8-4-1
1995	2,433	202.8	8-4
2011	2,330	194.2	8-4
2010	2,097	161.3	9-4
1976	2,060	187.2	10-1
1998	2,052	186.6	7-5

* - School record

battle with James for the national lead in the rushing category until his ankle sprain limited him to eight yards rushing on three carries against Boise State (if that game is thrown out, his season average would be 149.82)... Hillman has rushed for more than 100 yards in nine games this season and 15 times in 25 career games... Three different San Diego State players have rushed for multiple touchdowns in a game this season - Hillman, Walter Kazee and Adam Muema... The Aztecs have rushed for more than 200 yards in five of their last seven games (1,455 yards, 207.86 yards per game) and has 19 rushing touchdowns during that stretch... Since the beginning of the 2010 season (last 25 games), SDSU has 56 rushing touchdowns... San Diego State has rushed for 200 or more yards in nine of the last 14 games... The Aztecs' 292 rushing yards against Wyoming on Oct. 29 are their most since a 294-yard game against Sanford on Sept. 20, 2003... In the last 14 games, SDSU has 2,859 rushing yards (204.2 yards per game) and 32 rushing touchdowns... Hillman had a streak of six consecutive 100-yard rushing games, which was the longest active streak in FBS, broken against TCU on Oct. 8... It was the third-longest all-time at San Diego State, trailing Marshall Faulk (10) and George Jones (8).

■ **OFFENSIVE PASSING:** The Aztecs rank 64th nationally in passing offense (228.75) and 86th in pass efficiency (122.65)... SDSU has thrown just eight interceptions this season, which ranks 23rd nationally... San Diego State has 45 passing touchdowns in its last 22 games, including 30 in the last 15 contests... The Aztecs have had 12 different players catch a pass this season, including seven players in several games... At one point during the TCU game, SDSU had thrown just one interception over 196 pass attempts (Ryan Lindley had thrown 194 of those passes)... During the last 14 games, San Diego State has 26 touchdowns through the air with eight interceptions... The Aztecs had a passing efficiency rating of 99.07 vs. Michigan, breaking a streak of 13 consecutive games with a passing rating of at least 100... That was the longest stretch since a 24-game stretch from Sept. 16, 1995 through Sept. 20, 1997... Ryan Lindley's streak of a touchdown pass in 17 consecutive games - the fourth longest active streak in the nation - was broken against New Mexico... In his last 14 games, Lindley has eight games with no interceptions (SDSU is 7-1 in those games), five games with one interception (3-2) and one game with three interceptions (0-1)... Earlier this season, Lindley put together streaks of 112 and 82 attempts without a pick and has a current streak of 60 pass attempts without an interception... Lindley has led San Diego State on drives accounting for 66 points since his last interception.

■ **TURNOVERS:** In 12 games this season, the Aztecs have a total of 16 turnovers... That ranks 16th nationally in fewest turnovers in 2011... SDSU has won 10 of their last 11 games when having two turnovers or less in a game... Earlier this season, San Diego State went a school-record three straight games without a turnover... The span covered last season's Poinsettia Bowl victory over Navy, and 2011 victories over Cal Poly and Army... During the stretch, the Aztecs went 213 consecutive offensive plays, beginning in the 2010 regular-season finale against UNLV (Nov. 27, 2010) until a second quarter interception against Washington State (Sept. 17, 2011), without a giveaway.

AZTEC O-LINE IMPRESSIVE, AGAIN

With four returning starters on the offensive line, it should come as no surprise that the Aztecs have continued the fine play up front. The SDSU starting offensive line consists of three seniors (LT Tommie Draheim, LG Emilio Rivera and RT Kurtis Gunther) and two juniors (C Alec Johnson and RG Nik Embernate). Against Colorado State, junior Riley Gauld made his first career start for Embernate at RG. Embernate has started and played the last three games.

In its last seven outings - San Diego State has rushed for a total of 1,455 yards and 19 touchdowns.

Other notes on the offensive line:

- The starting five offensive linemen (counting Embernate) have combined to make 132 career starts. Embernate leads the group with 32 career starts.
- The Aztecs have allowed 10 sacks in the last 461 pass attempts dating back to the fourth quarter of the Utah game on Nov. 20, 2010.
- After allowing a mere nine sacks a year ago, SDSU is 10th nationally this season, allowing 0.83 sacks a game.
- In the season-opening game against Cal Poly, the San Diego State offensive line received high marks, helping the Aztecs rush for 289 yards on 49 carries (5.90 yards per carry), while allowing no sacks and giving up just two negative plays (for a total of four lost yards) in 77 offensive snaps).
- Against Army, SDSU rushed for 146 yards on just 25 carries for an average of 5.84 yards per rush, with two touchdowns. Ronnie Hillman rushed for 117 yards, marking the fourth consecutive game that he had broken the century mark.
- Versus Washington State, San Diego State rushed for 227 yards and four touchdowns on 44 carries. The Aztecs also had 37 pass attempts without a sack in the contest.
- Against No. 22/21 Michigan, SDSU allowed just one sack on 48 pass attempts and helped rush for 123 yards, with a per carry average of 4.2 yards.
- Against TCU, the offensive line allowed one sack in 42 pass attempts.
- In the contest at Air Force, San Diego State allowed no sacks in 21 pass attempts and rushed for 201 yards. The Aztecs scored 41 points against the Falcons.
- SDSU set season-highs for total offense (539 yards) and rushing yards (292) against Wyoming. San Diego State running backs had 34 carries in the game and had a total of five negative rushing yards.
- The Aztecs rushed for 215 yards and five touchdowns against New Mexico. The five rushing touchdowns are the most in a game for SDSU since Oct. 19, 1996.
- At Colorado State, San Diego State had three different running backs log 10 or more carries, accounting for 173 yards rushing and a touchdown. In addition, the o-line did not allow a sack in 35

SDSU 2011 ACCOLADES

RONNIE HILLMAN

- * First-team all-Mountain West
- * Doak Walker Semifinalist
- * Walter Camp, Doak Walker, Maxwell Award Watch Lists
- * Midseason All-American honorable mention - *Phil Steele's College Football Magazine*
- * Midseason all-Mountain West first team - *Phil Steele's College Football Magazine*
- * Preseason all-Mountain West first team - *Mountain West Preseason Poll (MW media), Athlon Sports, Blue Ribbon, Lindy's, Phil Steele's College Fball Preview, Sporting News*
- * 2011 Heisman Watch - *Athlon Sports*
- * Preseason third-team All-American - *Athlon Sports*
- * No. 10 in "Top Running Backs" nationally - *Lindy's*
- * No. 22 on CFN's Running Back Watch List - *CollegeFootballNews.com*
- * No. 68 in Top 100 College Football Players for 2011 - *Rivals.com*
- * No. 9 in Preseason Top-20 Running Backs for 2011 - *Rivals.com*
- * No. 9 in Top 10 Non-BCS Players - *SI.com*
- * MW Co-Offensive Player of the Week (Sept. 18, Oct. 15, Oct. 31)
- * MW Offensive Player of the Week (Dec. 5)

ALEC JOHNSON

- * Second-team all-Mountain West
- * Midseason all-Mountain West third team - *Phil Steele's College Football Magazine*

LOGAN KETCHUM

- * Capital One Academic All-District 8 first team
- * Preseason all-Mountain West fourth team - *Phil Steele's College Fball Preview*

RYAN LINDLEY

- * Davey O'Brien, Maxwell, Manning Award Watch Lists
- * Preseason all-Mountain West second team - *Athlon Sports, Lindy's, Phil Steele's College Fball Preview*
- * Preseason Mountain West Offensive Player of the Year - *Lindy's*
- * "Strongest Arm" in the Mountain West - *Lindy's*
- * No. 2 in "Top 10 NFL Talent" in the Mountain West - *Lindy's*
- * No. 6 in "Top Quarterbacks" nationally - *Lindy's*
- * "Top NFL Prospect" in the Mountain West - *Sporting News*
- * No. 5 in Preseason Top-10 Quarterback Position Rankings - *Sporting News*
- * No. 7 on "Phil's Top 60 Quarterbacks" - *Phil Steele's College Fball Preview*
- * No. 7 in Top 10 Non-BCS Players - *SI.com*
- * No. 28 on CFN's Quarterback Watch List - *CollegeFootballNews.com*
- * No. 78 in *Rivals.com* Top 100 College Football Players for 2011

COLIN LOCKETT

- * Biletnikoff Award Watch List
- * Midseason all-Mountain West first team (WR) - *Phil Steele's College Football Magazine*
- * Midseason all-Mountain West third team (KR) - *Phil Steele's College Football Magazine*

JEROME LONG

- * Second-team all-Mountain West
 - * Midseason All-American honorable mention - *Phil Steele's College Football Magazine*
 - * Midseason all-Mountain West first team - *Phil Steele's College Football Magazine*
 - * Preseason all-Mountain West first team - *Lindy's, Phil Steele's College Fball Preview*
 - * MWC Defensive Player of the Week (Sept. 12)
- (continued on page 14)

RONNIE HILLMAN

Running Back ■ 5-10, 190 ■ So.-1L

La Habra, Calif. (La Habra High)

- * Walter Camp Award Watch List
- * Doak Walker Award Watch List
- * Maxwell Award Watch List

One year after leading all freshmen in rushing with 1,532 yards, Hillman has picked up where he left off, posting 1,656 yards through his first 12 games of 2011... Ranks third in the country with 138.00 rushing yards per game, 11th in all-purpose yards per game (156.42) and 12th in scoring (10.00), despite missing much of the Colorado State game with an injury and only carrying three times against Boise State with the same injury... Had a six-game streak with at least 100 yards rushing, which is third best in program history... Among the NCAA active leaders, he ranks first in carries per game (22.0), second in rushing yards per game (127.5), fourth in points per game (9.1) and 15th in rushing yards per carry (5.81).

HILLMAN HIGHLIGHTS

- 15, 100-Yard Rushing Games, 12, 150-Yard Rushing Games, 3, 200-Yard Rushing Games
- Back-to-Back 1,000 Yard Rushing Seasons
- Only Marshall Faulk (1992) Has Broken 1,000 Rushing Yards In Fewer Games
- 11 Career Games With Multiple Rushing Touchdowns, Including Four Three Times
- 305 All-Purpose Yards vs. Wyoming, Most All-Time In An MW League Game
- 99-Yard Run vs. Wyoming Was The Longest In School/MW History And The Longest In The Nation This Season

HILLMAN GAME-BY-GAME

2010	Att.	Yds.	TD	Rec.	Yds.	TD
Nicholls St.	15	65	1	0	0	0
at NMSU	22	150	4	0	0	0
at Missouri	23	228	2	1	2	0
Utah State	23	89	1	1	4	0
at BYU	11	62	0	0	0	0
Air Force	24	191	2	1	8	0
at New Mexico	18	64	1	0	0	0
at Wyoming	21	44	0	0	0	0
Colorado St.	31	151	1	0	0	0
at TCU	13	54	0	0	0	0
Utah	14	54	1	2	26	0
UNLV	19	152	1	2	12	0
Navy	28	228	3	2	16	1

2011	Att.	Yds.	TD	Rec.	Yds.	TD
Cal Poly	28	189	2	2	2	0
at Army	17	117	2	2	20	0
Washington St.	32	191	4	2	31	0
at Michigan	21	109	0	2	15	0
TCU	20	55	0	3	15	0
at Air Force	27	172	2	2	6	0
Wyoming	25	224	2	2	81	1
New Mexico	29	141	1	2	38	0
at Colorado St.	24	80	0	1	1	0
Boise St.	3	8	0	0	0	0
at UNLV	32	192	2	2	12	0
Fresno St.	29	178	4	0	0	0

SDSU RECORD WITH HILLMAN

Career Games Played/Games Started	25/19
SDSU Record	17-8
Rushing Touchdowns In a Game (SDSU Record)	
1: 7 times (6-1)	1 or more: 18 times (15-3)
2: 7 times (5-2)	2 or more: 11 times (9-2)
3: 1 times (1-0)	3 or more: 4 times (4-0)
4: 3 times (3-0)	
Rushing Yards In a Game (SDSU Record)	
100-Yard Games:	15 (12-3)
150-Yard Games:	12 (10-2)
200-Yard Games:	3 (1-2)



ACTIVE NCAA DIVISION I LEADERS

CARRIES PER GAME

Rk.	Name, School	Cl.	GP	CPG
1.	Ronnie Hillman, SDSU	So.	25	22.0
2.	Marcus Coker, Iowa	So.	19	20.8
3.	LaMichael James, Oregon	Jr.	36	20.7
4.	Marcus Lattimore, S. Carolina	So.	20	20.6
5.	Bobby Rainey, Western Ky.	Sr.	44	20.3

RUSHING YARDS PER GAME

Rk.	Name, School	Cl.	GP	YPG
1.	LaMichael James, Oregon	Jr.	36	136.8
2.	Ronnie Hillman, SDSU	So.	25	127.5
3.	Marcus Coker, Iowa	So.	19	105.6
4.	Bobby Rainey, Western Ky.	Sr.	44	103.2
5.	Lance Dunbar, North Texas	Sr.	41	103.0

POINTS PER GAME

Rk.	Name, School	Cl.	GP	PPG
1.	Montee Ball, Wisconsin	Jr.	34	10.6
2.	LaMichael James, Oregon	Jr.	36	9.5
3.	Bernard Pierce, Temple	Jr.	34	9.2
4.	Ronnie Hillman, SDSU	So.	25	9.1
5.	Marcus Lattimore, S. Carolina	So.	20	9.0

RUSHING YARDS PER CARRY

Rk.	Name, School	Cl.	GP	YPC
1.	Jeff Demps, Florida	Sr.	50	6.78
2.	LaMichael James, Oregon	Jr.	36	6.60
3.	Ed Wesley, TCU	Jr.	35	6.37
4.	Ontario McCalebb, Auburn	Jr.	37	6.31
5.	Chris Rainey, Florida	Sr.	52	6.30

15. **Ronnie Hillman, SDSU** So. 25 5.81

2011 NCAA LEADERS

RUSHING

Rk.	Name, School	Cl.	Yds.	YPG
1.	LaMichael James, Oregon	Jr.	1646	149.6
2.	Bobby Rainey, Western Ky.	Sr.	1695	141.3
3.	Ronnie Hillman, SDSU	So.	1656	138.0
4.	Montee Ball, Wisconsin	Jr.	1759	135.3
5.	Trent Richardson, Alabama	Jr.	1583	131.9

ALL-PURPOSE RUNNING

Rk.	Name, School	Cl.	Yds.	YPG
1.	Taveon Rogers, New Mexico St.	Sr.	2356	196.3
2.	Tavon Austin, West Virginia	Jr.	2294	191.2
3.	LaMichael James, Oregon	Jr.	2012	182.9
4.	Sammy Watkins, Clemson	Fr.	2077	173.1
5.	Bobby Rainey, Western Ky.	Sr.	2056	171.3

11. **Ronnie Hillman, SDSU** So. 1877 156.4

SCORING

Rk.	Name, School	Cl.	Pts.	PPG
1.	Montee Bell, Wisconsin	Jr.	228	17.54
2.	Bernard Pierce, Temple	Jr.	150	13.64
3.	Colin Klein, Kansas State	Jr.	156	13.00
4.	Joseph Randle, Oklahoma St.	So.	150	12.50
5.	Trent Richards, Alabama	Jr.	138	11.50
	Robert Turbin, Utah State	Jr.	138	11.50

12. **Ronnie Hillman, SDSU** So. 120 10.00

SDSU RECORD BOOK

YARDS RUSHING/CAREER

Rk.	Name, Seasons	Yards
1.	Marshall Faulk, 1991-92-93	4,589
2.	Larry Ned, 1998-99-00-01	3,462
3.	Ronnie Hillman, 2010-11	3,188
4.	Jonas Lewis, 1996-97-98-99	2,843
5.	George Jones, 1995-96	2,810

100-YARD RUSHING GAMES/CAREER

Rk.	Name, Seasons	Games
1.	Marshall Faulk, 1991-92-93	23
2.	Ronnie Hillman, 2010-11	15
3.	George Jones, 1995-96	14
4.	Jonas Lewis, 1996-97-98-99	13
	Larry Ned, 1998-99-00-01	13

SDSU RECORD BOOK (CONTINUED)

150-YARD RUSHING GAMES/CAREER

Rk.	Name, Seasons	Games
1.	Marshall Faulk, 1991-92-93	16
2.	Ronnie Hillman, 2010-11	12
3.	George Jones, 1995-96	8
4.	Larry Ned, 1998-99-00-01	7
5.	Norm Nygaard, 1952-53-54	6

200-YARD RUSHING GAMES/CAREER

Rk.	Name, Seasons	Games
1.	Marshall Faulk, 1991-92-93	7
2.	George Jones, 1995-96	4
	Larry Ned, 1998-99-00-01	4
4.	Ronnie Hillman, 2010-11	3
5.	Lynell Hamilton, 2003-05-06-07	2
	Chris Hardy, 1983-84-85-86	2
	Paul Hewitt, 1987-88	2
	David Turner, 1976-77	2

RUSHING TOUCHDOWNS/CAREER

Rk.	Name, Seasons	TD
1.	Marshall Faulk, 1991-92-93	57
2.	Ronnie Hillman, 2010-11	36
3.	George Jones, 1995-96	34
4.	Paul Hewitt, 1987-88	28
5.	Chris Hardy, 1983-84-85-86	22

TOUCHDOWNS/CAREER

Rk.	Name, Seasons	TD
1.	Marshall Faulk, 1991-92-93	62
2.	Ronnie Hillman, 2010-11	38
3.	George Jones, 1995-96	34
	Paul Hewitt, 1987-88	34
5.	Will Blackwell, 1994-95-96	25
	Darnay Scott, 1991-92-93	25
	Casey Brown, 1982-83-84-85	25
	Tom Reynolds, 1969-70-71	25

SCORING/CAREER

Rk.	Name, Seasons	Points
1.	Marshall Faulk, 1991-92-93	376
2.	Andy Trakas, 1989-90-91-92	338
3.	Peter Holt, 1993-94-95-96	302
4.	Garrett Palmer, 2004-05-06-07	260
5.	Nate Tandberg, 1997-98-99-00	239
6.	Ronnie Hillman, 2010-11	228
7.	Larry Ned, 1998-99-00-01	216

ALL-PURPOSE YARDS PER GAME/CAREER

(min. 15 games)

Rk.	Name, Seasons	APYPG
1.	Marshall Faulk, 1991-92-93	179.4
2.	George Jones, 1995-96	156.1
3.	David Turner, 1976-77	151.3
4.	Darnay Scott, 1991-92-93	141.2
5.	Ronnie Hillman, 2010-11	139.1

YARDS RUSHING/SEASON

Rk.	Name, Season	Yards
1.	George Jones, 1995	1,842
2.	Ronnie Hillman, 2011	1,656
3.	Marshall Faulk, 1992	1,630
4.	Marshall Faulk, 1991	1,586
5.	Larry Ned, 2001	1,549
6.	Ronnie Hillman, 2010	1,532
7.	Marshall Faulk, 1993	1,530

100-YARD RUSHING GAMES/SEASON

Rk.	Name, Season	Games
1.	Ronnie Hillman, 2011	9
	George Jones, 1995	9
3.	Marshall Faulk, 1992	8
	Marshall Faulk, 1991	8
5.	Marshall Faulk, 1993	7
	David Turner, 1977	7
	Jim Allison, 1964	7
8.	Ronnie Hillman, 2010	6
	Larry Ned, 2001	6
	Tony Allen, 1979	6

SDSU RECORD BOOK (CONTINUED)

150-YARD RUSHING GAMES/SEASON

Rk.	Name, Season	Games
1.	Ronnie Hillman, 2011	6
	Ronnie Hillman, 2010	6
	George Jones, 1995	6
	Marshall Faulk, 1991	6
5.	Larry Ned, 2001	5
	Marshall Faulk, 1993	5
	Marshall Faulk, 1992	5

RUSHING TOUCHDOWNS/SEASON

Rk.	Name, Season	TD
1.	George Jones, 1995	23
2.	Marshall Faulk, 1993	21
	Marshall Faulk, 1991	21
4.	Ronnie Hillman, 2011	19
5.	Paul Hewitt, 1987	18

SCORING/SEASON

Rk.	Name, Season	Points
1.	Marshall Faulk, 1993	144
	Paul Hewitt, 1987	144
3.	Marshall Faulk, 1991	140
4.	George Jones, 1995	138
5.	Ronnie Hillman, 2011	120

ALL-PURPOSE YARDAGE/SEASON

Rk.	Name, Season	Yards
1.	Marshall Faulk, 1993	2,174
2.	George Jones, 1995	1,961
3.	Ronnie Hillman, 2011	1,877
	Jim Sandusky, 1983	1,877
5.	J.R. Tolver, 2002	1,830

CONSECUTIVE 100-YARD RUSHING GAMES

Rk.	Name, Seasons	Games
1.	Marshall Faulk, 11.9.91-10.24.92	10
2.	George Jones, 9.28.95-11.18.95	8
3.	Ronnie Hillman, 11.27.10-9.24.11	6
4.	Larry Ned, 9.24.98-10.17.98	4
	David Turner, 11.5.77-11.26.77	4
	Jim Allison, 9.19.64-10.10.64	4

HILLMAN VS. FAULK - AFTER 2 YEARS

Marshall Faulk (1992)	Carries	Yards	TD
USC	27	220	3
at Brigham Young	25	299	3
at (11) UCLA	23	118	1
at New Mexico*	25	200	2
UTEP*	30	156	1
Air Force* (1K)	29	129	0
at Colorado State*	18	60	0
at Wyoming*	33	127	0
(23) Hawai'i*	43	300	4
Fresno State*	1	21	1
(1) Miami (Fla.)		injured	
Soph. Season (10 GP):	254	1,630	15
Two-Year Totals (20 GP):	496	3,216	37

Ronnie Hillman (2011)	Carries	Yards	TD
Cal Poly	28	189	2
at Army	17	117	2
Washington State	32	191	4
at (21) Michigan	21	109	0
TCU	20	55	0
at Air Force	27	172	2
Wyoming	25	224	2
New Mexico	29	141	1
at Colorado State	24	80	0
(10) Boise State	3	8	0
at UNLV	32	192	2
Fresno State	29	178	4
12 Games Into Soph. Yr.:	287	1,656	19
25 Games Into Career:	549	3,188	36

RYAN LINDLEY

Quarterback ■ 6-4, 230 ■ Sr.-3L

Alpine, Calif. (El Capitan High)

- * Davey O'Brien Award Watch List
- * Maxwell Award Watch List
- * Manning Award Watch List

In the process of rewriting the San Diego State record books... Has thrown for 20 touchdowns in his first 12 games of 2011, giving him 87 for his career, 17 more than the previous school record holder (Todd Santos - 70)... After his teams went 6-18 over his first two years, Lindley has led SDSU to a 17-8 mark since... Set the total offense school record vs. Wyoming... Broke the Mountain West and school career passing record at Colorado State... Set the school record for career quarterback starts vs. Boise State and the completion mark at UNLV... Ranks third among the NCAA active leaders in yards (12,227), tied for fourth in completions (933), fifth in touchdowns (87) and sixth in total offense (11,966)... Had a streak of consecutive games with a touchdown pass snapped at 17 against New Mexico, which was the fourth longest in the country at the time.

CURRENT STREAKS

- 43 Consecutive Starts At Quarterback (School Record)
- Had A Streak Of 17 Games With A Touchdown Pass Snapped In SDSU's 35-7 Win Over New Mexico



Wins As Starter	23
Record Since 2010	17-8

TD Passes In a Game	
2: 14 times (8-6)	2 or more: 26 times (15-11)
3: 7 times (3-4)	3 or more: 12 times (7-5)
4: 4 times (3-1)	4 or more: 5 times (4-1)
5:	5 or more: 1 time (1-0)
6: 1 time (1-0)	6 or more: 1 time (1-0)

Interceptions In a Game	
0: 18 times (13-5)	
1: 18 times	1 or less: 36 times

Passing Yards In a Game	
400-Yard Games:	3
300-Yard Games:	13

ACTIVE NCAA DIVISION I LEADERS

YARDS

Rk.	Name, School	Cl.	GP	Yds.
1.	Case Keenum, Houston	Sr.	56	18685
2.	Kellen Moore, Boise State	Sr.	52	14374
3.	Ryan Lindley, SDSU	Sr.	48	12277
4.	Landry Jones, Oklahoma	Jr.	38	12218
5.	Russell Wilson, Wis./NC St.	Sr.	49	11424

COMPLETIONS

Rk.	Name, School	Cl.	GP	Comp.
1.	Case Keenum, Houston	Sr.	56	1501
2.	Kellen Moore, Boise State	Sr.	52	1131
3.	Landry Jones, Oklahoma	Jr.	38	1005
4.	Ryan Lindley, SDSU	Sr.	48	933
	Nick Foles, Arizona	Sr.	35	933

PASSING TOUCHDOWNS

Rk.	Name, School	Cl.	GP	TD
1.	Case Keenum, Houston	Sr.	56	152
2.	Kellen Moore, Boise State	Sr.	52	140
3.	Russell Wilson, Wis./NC St.	Sr.	49	107
4.	Landry Jones, Oklahoma	Jr.	38	92
5.	Ryan Lindley, SDSU	Sr.	48	87

TOTAL OFFENSE

Rk.	Name, School	Cl.	GP	Yds.
1.	Case Keenum, Houston	Sr.	56	19572
2.	Kellen Moore, Boise State	Sr.	52	14242
3.	Russell Wilson, Wis./NC St.	Sr.	49	12827
4.	Robert Griffin III, Baylor	Jr.	40	12270
5.	Austin Davis, Southern Miss.	Jr.	47	12082
6.	Ryan Lindley, SDSU	Sr.	48	11996

TOUCHDOWNS RESPONSIBLE FOR

Rk.	Name, School	Cl.	GP	TD
1.	Case Keenum, Houston	Sr.	56	175
2.	Kellen Moore, Boise State	Sr.	52	144
3.	Russell Wilson, Wis./NC St.	Sr.	49	130
4.	Robert Griffin III, Baylor	Jr.	40	109
5.	Austin Davis, Southern Miss.	Sr.	47	107
9.	Ryan Lindley, SDSU	Sr.	48	89

MOST VICTORIES AS STARTER

Rk.	Name, School	Wins
1.	Kellen Moore, Boise State	49
2.	Case Keenum, Houston	34
3.	Andrew Luck, Stanford	31
4.	Austin Davis, Southern Miss.	29
	Russell Wilson, Wis./NC St.	29
6.	Tim Jefferson, Air Force	28
7.	Matt Barkley, USC	27
	Landry Jones, Oklahoma	27
9.	Kirk Cousins, Michigan State	26
10.	Jordan Jefferson, LSU	24
11.	Ryan Lindley, San Diego State	23
	G.J. Kinne, Tulsa	23

SDSU RECORD BOOK

YARDS

Rk.	Name, Seasons	Yds.
1.	Ryan Lindley, 2008-09-10-11	12,277
2.	Todd Santos, 1984-85-86-87	11,425
3.	Billy Blanton, 1993-94-95-96	8,165
4.	Kevin O'Connell, 2004-05-06-07	7,689
5.	Dan McGwire, 1989-90	7,484

PASSING TOUCHDOWNS

Rk.	Name, Seasons	TD
1.	Ryan Lindley, 2008-09-10-11	87
2.	Todd Santos, 1984-85-86-87	70
3.	Billy Blanton, 1993-94-95-96	67
4.	Dennis Shaw, 1968-69	58
5.	Kevin O'Connell, 2004-05-06-07	46

CAREER QB STARTS

Rk.	Name, Seasons	Starts
1.	Ryan Lindley, 2008-09-10-11	48
2.	Todd Santos, 1984-85-86-87	45
3.	Kevin O'Connell, 2004-05-06-07	33
4.	Billy Blanton, 1993-94-95-96	28
5.	David Lowery, 1991-92-93	24

TOTAL OFFENSE

Rk.	Name, Seasons	Yds.
1.	Ryan Lindley, 2008-09-10-11	11,996
2.	Todd Santos, 1984-85-86-87	10,513
3.	Kevin O'Connell, 2004-05-06-07	9,001
4.	Billy Blanton, 1993-94-95-96	8,014
5.	Dan McGwire, 1989-90	7,087

COMPLETIONS

Rk.	Name, Seasons	Comp.
1.	Ryan Lindley, 2008-09-10-11	933
2.	Todd Santos, 1984-85-86-87	910
3.	Kevin O'Connell, 2004-05-06-07	664
4.	Billy Blanton, 1993-94-95-96	588
5.	Dan McGwire, 1989-90	528

LINDLEY TARGETS

Name	Catches	Yards	TDs
Vincent Brown	167	2,674	20
DeMarco Sampson	138	2,164	17
Gavin Escobar	76	1,033	11
Roberto Wallace	64	860	3
Brandon Sullivan	61	700	5
Colin Lockett	52	885	5
Dominque Sandifer	49	561	2
Dylan Denso	48	564	3
Alston Umuolo	45	437	5
Darren Mougey	33	429	4
Ronnie Hillman	29	288	2
Attiyah Henderson	28	182	1
Matthew Kawulok	24	284	1
Walter Kazee	19	191	0
Bryce Quigley	14	130	1
Mekell Wesley	13	161	0
D.J. Shields	13	138	1
Tyler Campbell	11	90	0
Chad Young	9	42	1
Justin Shaw	8	150	2
Marcus Russell	7	73	0
Davon Brown	6	78	0
Waika Spencer	5	53	0
Osmon Nicholas	3	46	0
Preston King	3	20	1
Jon Toledo	2	72	0
Anthony Miller	2	7	0
Adam Muema	2	3	1
Willie Watters	1	5	1
Alec Johnson	1	0	0

LINDLEY GAME-BY-GAME

2008	Att. Comp.	Int.	Yards	TD	Rating	
Cal Poly	45	27	2	352	3	138.82
at Notre Dame	59	29	1	274	1	90.37
at San Jose St.	29	10	0	140	0	75.03
Idaho	38	24	1	433	4	188.35
at TCU	8	4	0	37	0	88.85

Air Force	DNP-Injured					
at New Mexico	37	18	1	156	1	87.58
Colorado St.	33	24	1	166	1	118.92
at Wyoming	52	28	0	311	1	110.43
at BYU	36	20	1	160	1	96.86
Utah	41	23	2	247	2	113.04
UNLV	50	35	0	387	2	148.22

2009	Att. Comp.	Int.	Yards	TD	Rating	
at UCLA	45	18	3	238	2	85.76
Southern Utah	30	20	0	287	2	169.03
at Idaho	35	21	1	200	1	111.71
at Air Force	41	25	4	284	2	115.75
New Mexico St.	27	7	1	123	1	69.01
BYU	33	21	1	298	3	163.43
at Colorado St.	43	29	0	459	6	203.15
New Mexico	38	22	0	253	3	139.87
TCU	34	16	2	164	1	85.52
Wyoming	29	18	0	200	0	120.00
at Utah	37	17	2	207	1	91.05
at UNLV	45	25	2	341	1	117.65

2010	Att. Comp.	Int.	Yards	TD	Rating	
Nicholls St.	26	17	0	303	2	188.66
at NMSU	42	20	0	319	1	119.28
at Missouri	44	20	1	190	0	77.18
Utah State	24	17	1	362	3	230.45
at BYU	34	20	1	220	3	136.41
Air Force	26	14	1	247	1	138.65
at New Mexico	37	18	1	249	2	117.61
at Wyoming	32	16	2	365	3	164.25
Colorado St.	23	14	2	171	1	120.28
at TCU	26	11	2	262	2	136.95
Utah	54	36	3	528	4	162.13
UNLV	30	22	0	338	4	211.97
Navy	23	18	0	276	2	207.76

2011	Att. Comp.	Int.	Yards	TD	Rating	
Cal Poly	27	15	0	203	4	167.60
at Army	18	8	0	146	1	130.91
Washington St.	37	21	1	273	2	131.17
at Michigan	48	23	0	253	1	99.07
TCU	41	15	3	201	2	79.23
at Air Force	21	15	0	209	2	186.46
Wyoming	27	13	1	247	2	142.03
New Mexico	24	16	0	271	0	161.52
at Colorado St.	35	19	1	154	1	94.96
Boise St.	51	30	1	350	3	131.96
at UNLV	29	13	1	152	2	104.72
Fresno St.	40	21	0	281	0	111.51

SDSU 2011 ACCOLADES

LEON McFADDEN

- * First-team all-Mountain West
- * Midseason All-American honorable mention - *Phil Steele's College Football Magazine*
- * Midseason all-Mountain West first team - *Phil Steele's College Football Magazine*
- * Preseason all-Mountain West first team - *Mountain West Preseason Poll (MW media), Athlon Sports, Blue Ribbon, Lindy's, Phil Steele's College Fball Preview, Sporting News*
- * "Best Cover Corner" in the Mountain West - *Lindy's*
- * No. 59 on "Phil's Top 69 Cornerbacks" - *Phil Steele's College Fball Preview*
- * Candidate for College Football Performance Award (Outstanding Defensive Back)

LARRY PARKER

- * First-team all-Mountain West
- * Midseason All-American fourth team - *Phil Steele's College Football Magazine*
- * Midseason all-Mountain West first team - *Phil Steele's College Football Magazine*
- * Preseason all-Mountain West second team - *Phil Steele's College Fball Preview*
- * MWC Co-Defensive Player of the Week (Sept. 18)

ABELARDO PEREZ

- * Lou Groza Award Watch List
- * Preseason all-Mountain West first team - *Athlon Sports, Lindy's, Sporting News*
- * Preseason all-Mountain West second team - *Phil Steele's College Fball Preview*
- * Candidate for College Football Performance Award (Outstanding Kickoff Specialist)

DOMINIQUE SANDIFER

- * Preseason all-Mountain West third team - *Phil Steele's College Fball Preview*

BRIAN STAHOVICH

- * First-team all-Mountain West
- * Ray Guy Award Watch List
- * Midseason all-Mountain West third team - *Phil Steele's College Football Magazine*
- * Preseason all-Mountain West first team - *Mountain West Preseason Poll (MW media), Athlon Sports, Blue Ribbon, Lindy's, Phil Steele's College Fball Preview*
- * No. 6 on "Phil's Top 20 Punters" - *Phil Steele's College Fball Preview*
- * No. 8 on CFN's Punter Watch List - *CollegeFootballNews.com*
- * Candidate for College Football Performance Award (Outstanding Punter)
- * MW Special Teams Player of the Week (Sept. 12, Dec. 5)

pass attempts.

- The Aztecs allowed just one sack in 51 pass attempts against 10th-ranked Boise State and helped a third-team running back (Adam Muema), who was pressed into service due to injury, rush for 119 yards and two touchdowns in his first career start.
- The o-line was impressive once again at UNLV, helping SDSU rush for 239 yards and allowing no sacks in 30 pass attempts. The Aztecs scored 31 points against the Rebels.
- Against Fresno State, San Diego State rushed for 215 yards and five touchdowns.

DEFENSIVE NOTES

■ **OVERALL:** San Diego State ranks 52nd nationally in scoring defense (24.42) and 57th in total defense (376.50)... The Aztecs have had four strong defensive performances in their last five games... In the two games prior to Boise State, SDSU allowed just 22 points, 20 first downs, 449 yards of total offense and a 26.7 third-down conversion rate (8-for-30)... Against Colorado State, the defense allowed 287 yards of total offense, 130 of which came on two plays... For the rest of the game, CSU had 157 yards of offense on 50 plays... The week before against New Mexico, the unit allowed seven points, eight first downs and 162 yards of total offense... The 162 yards allowed was the fourth-lowest total for a San Diego State opponent in school history and the lowest output since Nov. 7, 1998... The eight first downs allowed were the fewest by the Aztecs since giving up eight first downs on Dec. 19, 1998... After intermission against Wyoming, SDSU allowed no points, 104 yards of total offense with five first downs... That has been a trend throughout the season... In the second half at Air Force, San Diego State allowed 10 points, 224 total yards and forced three turnovers... After intermission, TCU scored 10 points (on drives totaling 56 yards) and totaled 165 yards, while forcing two fumbles... At Michigan, the Wolverines had seven points on 166 yards of total offense, while forcing three turnovers in the second half... In the second half of the 12 games this season, the Aztec defense has allowed 72 points, 1,616 yards and forced 18 turnovers (that equates into the following second-half averages: 6.0 points, 134.7 yards and 1.5 forced turnovers)... Of Washington State's 419 yards of offense, 158 came on two plays, meaning the Cougars had 261 yards on their other 68 offensive plays (3.84 per play)... The defense was on the field for 84 plays and 42:11 at Army... The SDSU defense secured the victory, holding Army on downs after the Black Knights had first and 10 on the Aztec 29 on their final drive of the game... The San Diego State defense improved as the game against Cal Poly progressed, yielding just 10 yards of offense in the third quarter and a mere 105 yards after halftime... The Aztecs limited the Mustangs to six straight 3-and-outs at one point in the game, nine 3-and-outs for the contest and held Cal Poly to four yards or less on 10 of their 15 drives... Of Cal Poly's 284 yards of offense, 101 came on two plays... That means Cal Poly had 183 yards on their other 58 plays from scrimmage (3.16 per play).

■ **RUSH DEFENSE:** San Diego State is 82nd nationally in rushing yards per game (177.33), which is misleading due to playing three option teams (Cal Poly, Army, Air Force), including each of the first two weeks, and a Michigan squad that ran the ball 45 times (only 19 passes)... It may be the most misleading stat in the country as the Aztecs have defended 503 rushes which is the 21st-highest total in the nation this season... SDSU did not allow a rushing touchdown against Washington State, despite defending 28 carries... Washington State's longest rush of the day went for 11 yards... San Diego State has recovered 13 opponent fumbles this season, the 22nd-highest total in the country... The Aztecs allowed 48 yards rushing on 28 carries against Fresno State.

■ **PASS DEFENSE:** SDSU is 31st nationally in pass defense (199.17) and 49th in pass efficiency rating (125.36)... San Diego State has not allowed a passing touchdown in six of 12 games this season... The Aztecs have 42 pass breakups and 14 interceptions in 320 opponent pass attempts this season... SDSU has intercepted two or more passes in five of the last 10 games (14 total)... San Diego State gave up only 43 passing yards at Army, the team's fewest allowed since North Carolina threw for only 33 yards in the 1998 Las Vegas Bowl... Against New Mexico, the Aztecs allowed 88 passing yards... SDSU has not allowed a touchdown pass in three of the last five games... New Mexico and Colorado State posted 52 and 88 yards through the air... It was the first time that San Diego State has held consecutive opponents to less than 100 yards passing since Oct. 28 and Nov. 4, 2006... The Aztecs held consecutive opponents (vs. New Mexico, at Colorado State) to a passing efficiency rating of less than 100 for the first time since Oct. 29 and Nov. 12, 2005.

MILES MARKS

Aztec senior linebacker Miles Burriss, a Butkus, Lombardi and Nagurski Award candidate, is putting together a special season. Burriss ranks first on the squad in tackles (72) and leads the team in tackles for loss (19), sacks (8) and fumble recoveries (3). Burriss has recorded at least a half tackle for loss in 18 of the last 19 outings and 23 of the last 25 contests. The Granite Bay, Calif., native has pushed his career total of tackles for loss to 46.5 (third all-time at SDSU) and 19.0 sacks (fourth all-time at SDSU). Burriss also enters the bowl game outing with a streak of 39 consecutive games with

THE ROCKY LONG FACTOR

Below are points per game and total offense allowed by the San Diego State for the past three seasons, as well as the one prior to Rocky Long's arrival at SDSU.

Season	PPG	Rk.	Yds.	Rk.
2008	37.17	113	460.75	113
2009	30.50	98	382.00	74
2010	22.08	36	353.77	43
2011	24.42	52	376.50	57

MILES BURRIS

Linebacker ■ 6-3, 235 ■ Sr.-3L

Granite Bay, Calif. (Granite Bay High)

- * Butkus Award Watch List
- * Lombardi Award Watch List
- * Nagurski Award Watch List
- * Campbell Trophy Semifinalist

Had a breakout season in 2010, leading the Mountain West Conference in sacks (9.5) and tackles for a loss (20.0) and ranking second in forced fumbles (4)... Also ranked among the top 20 in the nation in all three categories and in the top 10 of SDSU's single-season list... A ferocious tackler who has over 5,600 views of a You Tube mix of his highlights from 2010... Is third all-time at San Diego State in tackles for a loss (46.5) and seventh in sacks (19.0)... Is eighth in the country in tackles for a loss (1.58 per game).

CURRENT STREAKS

- 49 Consecutive Games Played (Has Not Missed A Game)
- 38 Games With A Tackle
- 37 Consecutive Games Started At Linebacker
- Has At Least A 1/2 Tackle For A Loss In 18 Of The Last 19 Games

MILES BURRIS GAME-BY-GAME

2008	UA-AT-TT	TFL-Yds.	Sacks	FF	2010	UA-AT-TT	TFL-Yds.	Sacks	FF
Cal Poly	0-0-0	0-0	0-0	0	Nicholls	3-1-4	1.0-7	0-0	0
at Notre Dame	0-0-0	0-0	0-0	0	at New Mexico St.	3-5-8	0.5-1	0-0	0
at San Jose St.	1-0-1	0-0	0-0	0	at Missouri	2-2-4	1.5-3	0-0	1
Idaho	2-1-3	0-0	0-0	0	Utah St.	1-1-2	1.0-6	1.0-6	0
at TCU	3-2-5	1.0-1	0-0	0	at BYU	4-2-6	2.0-12	2.0-12	1
Air Force	0-0-0	0-0	0-0	0	Air Force	0-4-4	0-0	0-0	0
at New Mexico	3-3-6	0-0	0-0	0	at New Mexico	6-2-8	2.0-2	1.0-1	0
Colorado St.	0-0-0	0-0	0-0	0	at Wyoming	4-0-4	1.0-6	1.0-6	0
at Wyoming	1-0-1	0-0	0-0	0	Colorado St.	9-1-10	4.0-35	2.0-18	2
at BYU	0-2-2	0.5-1	0-0	0	at TCU	8-1-9	2.0-14	1.0-11	0
Utah	0-0-0	0-0	0-0	0	Utah	4-4-8	0.5-1	0-0	0
UNLV	1-0-1	0-0	0-0	0	UNLV	5-2-7	3.5-9	1.5-7	0
					Navy	5-1-6	1.0-8	0-0	0
2009	UA-AT-TT	TFL-Yds.	Sacks	FF	2011	UA-AT-TT	TFL-Yds.	Sacks	FF
at UCLA	4-0-4	1.0-1	0-0	0	Cal Poly	5-1-6	2.0-8	1.0-7	0
Southern Utah	2-3-5	2.0-5	1.0-4	0	at Army	2-4-6	0-0	0-0	0
at Idaho	2-2-4	0.5-5	0.5-5	0	Washington St.	2-2-4	1.0-8	1.0-8	0
at Air Force	1-8-9	0-0	0-0	0	at Michigan	7-3-10	2.0-4	0-0	0
New Mexico St.	1-1-2	0-0	0-0	0	TCU	1-3-4	1.5-15	1.0-14	0
BYU	4-1-5	1.0-1	0-0	0	at Air Force	4-4-8	2.5-5	0-0	0
at Colorado St.	2-2-4	0.5-0	0-0	0	Wyoming	2-0-2	1.0-8	1.0-8	0
New Mexico	3-0-3	0-0	0-0	0	New Mexico	5-4-9	2.5-9	1.0-3	0
TCU	4-1-5	0-0	0-0	0	at Colorado St.	6-0-6	3.0-4	1.0-2	0
Wyoming	6-1-7	1.0-2	0-0	0	Boise St.	4-2-6	0.5-1	0-0	0
at Utah	0-4-4	0-0	0-0	0	at UNLV	2-3-5	1.0-1	0-0	0
at UNLV	1-5-6	0-0	0-0	0	Fresno St.	5-1-6	2.0-18	2.0-18	0



AZTECS IN THE NFL

Current NFL team SDSU Letterwinner Years

ARIZONA CARDINALS DeMarco Sampson, WR	2005, 08-09-10
BUFFALO BILLS Kirk Morrison, LB	2001-02-03-04
CAROLINA PANTHERS Antwan Applewhite, LB	2004-05-06
CHICAGO BEARS Lance Louis, G	2004-05-07-08
JACKSONVILLE JAGUARS Russell Allen, LB Kassim Osgood, WR	2005-06-07-08 2002
MIAMI DOLPHINS Roberto Wallace, WR	2007-08-09
NEW ORLEANS SAINTS Will Robinson, T	2004-05-06-07
NEW YORK JETS Kevin O'Connell, QB	2004-05-06-07
OAKLAND RAIDERS Chaz Schilens, WR	2004-05-06-07
SAN DIEGO CHARGERS Vincent Brown, WR Brandyn Dombrowski, G/T	2007-08-09-10 2004-05-06-07
SAN FRANCISCO 49ERS Brett Swain, WR	2004-05-06-07
SEATTLE SEAHAWKS Matt McCoy, LB	2002-03-04

at least one tackle, dating back to the 2008 contest with Utah.

MAKING THE ADJUSTMENTS

The San Diego State coaching staff has earned its pay with halftime adjustments this season. In 12 games to date, the Aztec defense has decreased scoring and total yards from the first half to the second half in 11 of the games. In fact, in 12 second halves this season, SDSU has allowed just 72 points and a mere 1,616 yards of offense in those 12 halves of football.

Below is a look at the game-by-game breakdown.

	First Half			Second Half		
	Points	Yards	Forced TOs	Points	Yards	Forced TOs
Cal Poly	14	179	0	7	105	1
at Army	14	245	3	6	201	0
Washington State	17	260	1	7	159	3
at Michigan	21	247	1	7	166	3
TCU	17	281	2	10	165	2
at Air Force	17	195	0	10	224	3
Wyoming	30	396	0	0	104	0
New Mexico	7	121	0	0	41	2
at Colorado State	7	205	2	8	82	0
Boise State	42	306	0	10	191	2
at UNLV	14	233	0	0	28	1
Fresno State	21	234	0	7	150	1
Totals	221	2,902	9	72	1,616	18

SPECIAL TEAMS NOTES

■ **SPECIAL TEAMS:** San Diego State punter Brian Stahovich ranks 24th nationally in punting average at 43.37... Of his 57 punts, he has landed 17 inside the 20-yard line ... Additionally, 44 of his 57 boots have not been returned and he boasts 16 50-yard kicks... Senior place-kicker Abelardo Perez has 24 touchbacks on kickoffs, giving him 52 in 25 career outings as an Aztec... Perez made his first field goal of the season count against Army when he booted a 42-yard game-winner and also provided the difference in the Colorado State game with a 37-yarder to break a 15-15 tie with under six minutes to play... He made a pair of field goals against Air Force (27 and 25 yards)... Colin Lockett had a 94-yard kick return for a touchdown against Cal Poly, the school's first return for a TD since 2008... Brandon Davis had a 98-yard kickoff return for touchdown against Air Force... It was the third longest KOR in school history.

SEVEN AZTECS SELECTED FIRST-TEAM ALL-MOUNTAIN WEST

■ Seven San Diego State football players were named to the 2011 all-Mountain West first team. The seven first-team selections are the most by an Aztec squad in the 13-year history of the league and the most overall since the 1974 squad landed eight on the all-Pacific Coast Athletic Association first team.

Running back Ronnie Hillman, tight end Gavin Escobar and offensive tackle Tommie Draheim each represented the SDSU offense on the first team, while linebacker Miles Burris, and cornerbacks Leon McFadden and Larry Parker were defensive first-team selections. Punter Brian Stahovich was also chosen to the first team.

Center Alec Johnson and defensive tackle Jerome Long each garnered second-team accolades, while defensive back Nat Berhe was an honorable mention pick.

SDSU TABBED TO FINISH FOURTH IN THE MOUNTAIN WEST

■ For the first time in seven seasons, the San Diego State football team was picked to finish in the upper division of the Mountain West, coming in fourth place with 160 points in the 2011 preseason poll, which is voted on by media representatives who cover the conference.

Released at the league's annual media day in Las Vegas, the MW preseason poll has the Aztecs picked for fourth place, their highest projected finish since being pegged for third in 2004. Last season, San Diego State was projected to come in sixth place, but ended up in a tie for third after posting a 9-4 overall record and a 5-3 mark in Mountain West play. It marked the fifth time in the last six seasons that SDSU has finished at or higher than its projected finish.

MW newcomer Boise State was picked to win the league title in 2011, capturing 28 of the 31 first-place votes and earning 236 points overall. The Broncos were followed by TCU, Air Force, San Diego State, Colorado State, Wyoming, UNLV and New Mexico.

SEVEN AZTECS ON NATIONAL AWARD WATCH LISTS

■ SDSU placed seven student-athletes on national award watch lists in 2011, including senior linebacker Miles Burris (Butkus, Lombardi, Nagurski), senior quarterback Ryan Lindley (Davey O'Brien, Maxwell, Manning), senior place-kicker Abelardo Perez (Lou Groza), senior punter Brian Stahovich (Ray Guy), sophomore running back Ronnie Hillman (Walter Camp, Doak Walker, Maxwell), sophomore tight end Gavin Escobar (Mackey) and sophomore wideout Colin Lockett (Biletnikoff).

Hillman was one of the 10 semifinalists for the 2011 Doak Walker Award, which is presented annually to the nation's top collegiate running back by the PwC SMU Athletic Forum. He is the second Aztec to be tabbed a semifinalist for the honor, joining former standout Larry Ned (2001).

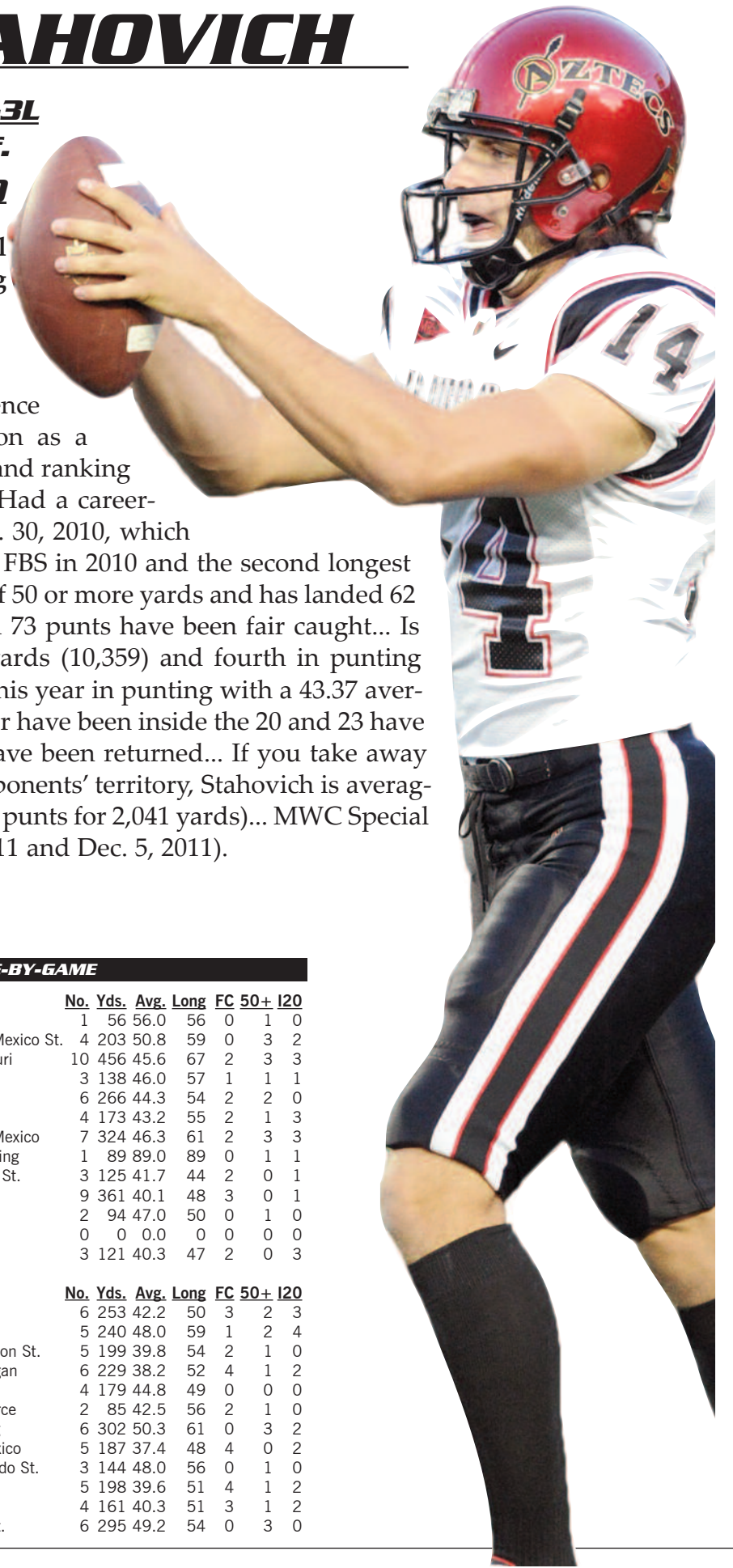
BRIAN STAHOVICH

Punter ■ 6-0, 190 ■ Sr.-3L
Solana Beach, Calif.
(Cathedral Catholic High)

* Candidate for College Football Performance Award (Outstanding Punter)

* Ray Guy Award Watch List

Two-time all-Mountain West Conference punter, including a first-team selection as a junior in 2010 after leading the league and ranking eighth nationally in punting (45.40)... Had a career-long 89-yard punt at Wyoming on Oct. 30, 2010, which was a school record, the longest in the FBS in 2010 and the second longest in MWC history... Has 57 career kicks of 50 or more yards and has landed 62 inside the 20-yard line... An additional 73 punts have been fair caught... Is second all-time at SDSU in punting yards (10,359) and fourth in punting average (42.81)... Is 24th in the nation this year in punting with a 43.37 average... Seventeen of his 57 punts this year have been inside the 20 and 23 have been fair caught... Only 13 of the 57 have been returned... If you take away the times he has had to punt inside opponents' territory, Stahovich is averaging 45.36 yards per punt this season (45 punts for 2,041 yards)... MWC Special Teams Player of the Week (Sept. 12, 2011 and Dec. 5, 2011).



BRIAN STAHOVICH GAME-BY-GAME

2008		No.	Yds.	Avg.	Long	FC	50+	I20	2010		No.	Yds.	Avg.	Long	FC	50+	I20
Cal Poly	4	158	39.5	49	0	0	2		Nicholls	1	56	56.0	56	0	1	0	
at Notre Dame	8	267	33.4	39	1	0	0		at New Mexico St.	4	203	50.8	59	0	3	2	
at San Jose St.	9	412	45.8	65	0	3	1		at Missouri	10	456	45.6	67	2	3	3	
Idaho	4	118	29.5	34	1	0	2		Utah St.	3	138	46.0	57	1	1	1	
at TCU	10	361	36.1	47	3	0	1		at BYU	6	266	44.3	54	2	2	0	
Air Force	7	272	38.9	57	3	1	1		Air Force	4	173	43.2	55	2	1	3	
at New Mexico	8	327	40.9	48	2	0	0		at New Mexico	7	324	46.3	61	2	3	3	
Colorado St.	3	116	38.7	47	1	0	1		at Wyoming	1	89	89.0	89	0	1	1	
at Wyoming	5	248	49.6	57	2	3	2		Colorado St.	3	125	41.7	44	2	0	1	
at BYU	4	143	35.8	41	2	0	1		at TCU	9	361	40.1	48	3	0	1	
Utah	5	216	43.2	50	3	1	2		Utah	2	94	47.0	50	0	1	0	
UNLV	4	169	42.2	46	1	0	1		UNLV	0	0	0.0	0	0	0	0	
									Navy	3	121	40.3	47	2	0	3	
2009		No.	Yds.	Avg.	Long	FC	50+	I20	2011		No.	Yds.	Avg.	Long	FC	50+	I20
at UCLA	8	358	44.8	51	2	1	1		Cal Poly	6	253	42.2	50	3	2	3	
Southern Utah	2	91	45.5	50	0	1	0		at Army	5	240	48.0	59	1	2	4	
at Idaho	3	139	46.3	51	1	1	1		Washington St.	5	199	39.8	54	2	1	0	
at Air Force	6	315	52.5	57	1	4	1		at Michigan	6	229	38.2	52	4	1	2	
New Mexico St.	6	269	44.8	50	3	1	0		TCU	4	179	44.8	49	0	0	0	
BYU	4	189	47.2	50	0	2	1		at Air Force	2	85	42.5	56	2	1	0	
at Colorado St.	3	105	35.0	54	0	1	0		Wyoming	6	302	50.3	61	0	3	2	
New Mexico	7	300	42.9	59	3	2	5		New Mexico	5	187	37.4	48	4	0	2	
TCU	6	220	36.7	45	1	0	0		at Colorado St.	3	144	48.0	56	0	1	0	
Wyoming	2	63	31.5	37	0	0	0		Boise St.	5	198	39.6	51	4	1	2	
at Utah	8	376	47.0	67	1	3	1		at UNLV	4	161	40.3	51	3	1	2	
at UNLV	6	249	41.5	3	1	3			Fresno St.	6	295	49.2	54	0	3	0	



ROCKY LONG

Was one of four NCAA players who visited U.S. servicemen in Vietnam in the summer of 1971, spending two weeks visiting different U.S. bases

Bobby Knight paid Long a home visit and recruited the two-sport athlete to play basketball at Army

Left New Mexico as the all-time leading rusher (2,071 yards) and threw just 23 interceptions in 30 career games

COACHING HIGHLIGHTS

- ▶ Has the second-most all-time victories in the Mountain West with 70, including eight this season
- ▶ Was named the Mountain West Conference Coach of the Year in 2002
- ▶ Has 11 years of head coaching experience and has spent 14 seasons as a defensive coordinator

AT SAN DIEGO STATE:

- ▶ Became San Diego State's 18th head football coach on Jan. 12, 2011.
- ▶ Was the defensive coordinator at SDSU from 2009-10.
- ▶ Built a defense that last season ranked in the top 40 and allowed 20 points or less six times as the Aztecs posted a winning record for the first time in 12 years, claimed nine victories for the first time since 1977 and captured a bowl victory for the first time since 1969.
- ▶ In his first year in 2009, helped SDSU improve defensive marks in points allowed, first downs, first downs, rushing, total defense, third-down conversion percentage, fourth-down conversion percentage, sacks, interceptions and red-zone conversion percentage, among other categories.

AT NEW MEXICO

- ▶ Compiled a school-record 65 victories and led the Lobos to five bowl game appearances in his final seven seasons. His teams were bowl eligible in seven of his last eight campaigns.
- ▶ In his final nine seasons in Albuquerque, Long's defensive units ranked among the top 30 in fewest yards allowed six times and among the top 40 against the rush every year. In both 2001 and 2003, New Mexico's defense ranked fifth nationally in fewest rushing yards allowed per game.
- ▶ While at New Mexico, he coached 13 players selected in the NFL Draft, 10 players who earned All-America honors and had a MWC-high 34 first-team all-conference selections since 2003.

OTHER COACHING EXPERIENCE

- ▶ Prior to accepting the head coaching position at New Mexico, Long served as defensive coordinator for 12 seasons at three different schools. He was the defensive coordinator for two years under Bob Toledo at UCLA in 1996-97, for five seasons at Oregon State from 1991-95, and for five campaigns at Wyoming from 1981-85.
- ▶ Also served as an assistant coach at TCU, with the CFL's British Columbia team and started his career at New Mexico has a graduate assistant coach in 1972.

PLAYING EXPERIENCE:

- ▶ Originally a defensive back, Long became a three-year starter at quarterback for the Lobos from 1969-71. He earned team most valuable player honors and was the Western Athletic Conference Offensive Player of the Year as a senior.
- ▶ Long played professionally in the CFL with British Columbia in 1972-73 and 1975-76. He also competed in the World Football League with the Detroit Wheels in 1974.
- ▶ Attended Alta Loma High School in Alta Loma, Calif.

PERSONAL:

- ▶ Long and his wife, Debby, have two daughters, Roxanne and Hannah. Both of Long's daughters are head coaches at NCAA schools. Roxanne is the head women's basketball coach at Texas Lutheran, an NCAA Division III school in the American Southwest Conference. Hannah is the head volleyball coach at Southwestern University, an NCAA Division III school in the Southern Collegiate Athletic Conference. Last season, her team went 32-7 and advanced to the second round of the NCAA tournament.

■ Rocky Long Head Coaching Record

Year	Record	League	Finish	Home	Away	Neutral	Bowl Game
1998	New Mexico	3-9	1-7	7th, WAC	2-4	1-5	
1999	New Mexico	4-7	3-4	T-5th, MWC	3-3	1-4	
2000	New Mexico	5-7	3-4	T-5th, MWC	3-3	2-4	
2001	New Mexico	6-5	4-3	T-3rd, MWC	4-2	2-3	
2002	New Mexico	7-7	5-2	2nd, MWC	5-1	2-5	0-1 Las Vegas Bowl, UCLA (L, 13-27)
2003	New Mexico	8-5	5-2	2nd, MWC	5-2	3-2	0-1 Las Vegas Bowl, Oregon State (L, 14-55)
2004	New Mexico	7-5	5-2	2nd, MWC	3-2	4-2	0-1 Emerald Bowl, Navy (L, 19-34)
2005	New Mexico	6-5	4-4	T-4th, MWC	2-3	4-2	
2006	New Mexico	6-7	4-4	5th, MWC	3-5	3-2	New Mexico Bowl, San Jose State (L, 12-20)
2007	New Mexico	9-4	5-3	T-3rd, MWC	6-1	3-3	New Mexico Bowl, Nevada (W, 23-0)
2008	New Mexico	4-8	2-6	T-6th, MWC	3-3	1-5	
NEW MEXICO TOTALS	65-69	41-41		39-29	26-37	0-3	1-4
Year	Record	League	Finish	Home	Away	Neutral	Bowl Game
2011	San Diego State	8-4	4-3	MW	4-3	4-1	New Orleans Bowl, Louisiana-Lafayette (???)
SDSU TOTALS	8-4	4-3		4-3	4-1		
OVERALL TOTALS	73-73	45-44		43-32	30-38	0-3	1-4

LONG SITUATIONAL RECORD

Overall	73-73
at San Diego State	8-4
at New Mexico	65-69
Home	43-32
San Diego, Calif.	4-3
Albuquerque, N.M.	39-29
Road	30-38
at San Diego State	4-1
Neutral	0-3
Scoring 41+ Points	17-1
Scoring 20+ Points	67-26
Allowing 20- Points	38-11
Conference Games	45-44
MW Games	44-37
3-Point or Closer	17-13
7-Point or Closer	32-26

THE LONG FACTOR

Below is a look at the two seasons prior to Rocky Long joining the SDSU staff, the last two seasons in which he served as the Aztecs' defensive coordinator and this season in which he is the head coach (and defensive coordinator):

Category	2007-08	2009-10	2011
Record	6-18	13-12	8-4
MW Record	3-13	7-9	4-3
Opp. PPG	35.8	26.1	24.4
Opp. Total Offense/G	479.5	367.3	376.5

BOWL GAMES AS A COACH

San Diego State

- 2011 New Orleans Bowl
- 2010 Poinsettia Bowl

New Mexico

- 2007 New Mexico Bowl
- 2006 New Mexico Bowl
- 2004 Emerald Bowl
- 2003 Las Vegas Bowl
- 2002 Las Vegas Bowl

UCLA

- 1998 Cotton Bowl

MW COACHING VICTORIES

Rk.	Name, Team	Wins
1.	Gary Patterson, TCU*	76
2.	Rocky Long, UNM-SDSU*	70
3.	Sonny Lubick, Colorado State	59
4.	Kyle Whittingham, Utah	57
5.	Bronco Mendenhall, Brigham Young	56
6.	Fisher DeBerry, Air Force	49

Includes all victories while team was in the league since the inception of the MW.

* - indicates current active coach in the MW

AZTEC COACHING STAFF



Rocky Long

FIELD

HC/Def. Coord., 1st Year (New Mexico '74)

- ▶ Named SDSU's head coach on Jan. 12, 2011, after serving two seasons as the defensive coordinator.
- ▶ Has 11 years of head coaching experience (New Mexico, 1998-2008) and 12 years service as a defensive coordinator (UCLA, 1996-97; Oregon State, 1991-95; Wyoming, 1981-85).

▶ Owns the second-most victories of any Mountain West head coach in the league's history. Was named the league's coach of the year in 2002.



Andy Ludwig

BOX

Off. Coord./TE's, 1st Year (Portland St. '88)

- ▶ Andy Ludwig has 16 years of service as an offensive coordinator at the NCAA level and has 24 years of coaching experience overall.
- ▶ Notable quarterback pupils include Heisman Trophy Finalist David Carr (Fresno State), Kellen Clemens (Oregon), Brian Johnson (Utah) and Billy Volek (Fresno State).
- ▶ While at Fresno State in 2001, Ludwig was a finalist for the Frank Boyles Assistant Coach of the Year award.



Jeff Horton

FIELD

Asst. HC/RBs, 1st Year (Nevada '81)

- ▶ Spent the final five games of last season as the interim head coach at Minnesota, leading the Gophers to a 2-3 record (team was 1-6 before his promotion) with victories over bowl-bound Illinois and Iowa.
- ▶ Also had head coaching stints at UNLV (1994-98) and Nevada (1993).

▶ Started his collegiate coaching career in 1984 as a graduate assistant at Minnesota under legendary head coach Lou Holtz.



Dan Finn

FIELD

Offensive Line, 1st Year (N. Arizona '02)

- ▶ Comes to SDSU from Idaho, where he coached the Vandals' offensive line for the past four years.
- ▶ Coached 2010 first-round NFL Draft pick Mike Iupati, who was a consensus All-American and one of three finalists for the Outland Trophy.

▶ Played professional football for two years as a member of the Denver Broncos' practice squad in 1998 and a starter at guard for the World Bowl champion Frankfurt Galaxy of NFL Europe in 1999.



Daniel Gonzales

FIELD

Safeties, 1st Year (New Mexico '98)

- ▶ Previously worked with SDSU head coach Rocky Long at New Mexico as a defensive graduate assistant (1999-02), a video coordinator (2003-05) and a special teams/safeties coach (2005-08).
- ▶ Coached Lobo place-kicker John Sullivan to consensus All-America honors in 2007.

▶ Earned three letterwinners as a punter and safety at UNM, where he won the Chuck Cummings Memorial Award for morale and spirit.



Osia Lewis

BOX

Defensive Line, 1st Year (Oregon St. '86)

- ▶ Worked along side SDSU head coach Rocky Long at UNM from 2003-07 as the defensive coordinator.
- ▶ Also spent time as a defensive coordinator at UTEP (2008-09) and the Hartford Colonials of the United Football League (2010).

▶ Has coached in the Mountain West, Conference USA, Big Ten and Pac-10, and has been on the sidelines in six bowl games.

▶ Earned all-conference honors at Oregon State as a senior in 1985.



LeCharls McDaniel

FIELD

WR/Special Teams, 11th Year (Cal Poly '81)

- ▶ In his third stint at SDSU, having coached the wide receivers (2002 and 2006), running backs (2005) and secondary/special teams ('94-96).
- ▶ Has also coached at Oregon State (STs/TEs), Cal (STs), Washington Redskins (STs), Phoenix Cardinals (WRs), Cal Poly (Sec/STs), San Diego Chargers (Asst. STs) and Hartnell College (Sec).

▶ Honorable mention All-American as a senior cornerback in 1980.



Kevin McGarry

FIELD

Linebackers, 1st Year (San Diego '79)

- ▶ Was the head coach at USD from 1996-03, guiding the Toreros to a 39-37 record. Three of his teams were nationally ranked.
- ▶ His 2003 San Diego squad was the No. 1 offense in the nation (Div. I-AA).

▶ Was named the Pioneer Football League Coach of the Year in 2002.

▶ Coached eight players to All-American honors at USD, including Eric Rasmussen, who led the nation in pass efficiency in 2002.



Brian Sipe

FIELD

Quarterbacks, 3rd Year (San Diego State)

- ▶ Played for legendary SDSU coach Don Coryell and was the Aztecs' leading passer in '70 and '71. In '70, he directed SDSU to a 9-2 record as the Aztecs spent eight weeks ranked among the nation's top 20.
- ▶ As a junior, he was an honorable mention All-American by the AP after throwing for 2,618 yards and 23 TDs.

▶ In 1980, he earned league MVP honors and was named first-team all-pro, leading the Browns to an 11-5 record.



Tony White

BOX

Cornerbacks/Recruiting, 3rd Year (UCLA '02)

- ▶ Came to San Diego State after spending 2008 alongside current Aztec head coach Rocky Long at New Mexico. White was in charge of the Lobos' linebackers.
- ▶ In 2008, White coached two honorable mention all-conference linebackers in Zach Arnett and Herbert Felder.

▶ Was a three-year starter and four-year letterman at outside linebacker for UCLA from 1997-2000.

SAN DIEGO STATE ROSTER

Alphabetical		
No.	Name	Pos.
77	• Alesi, Joel	P
26	Andrews, Marcus	DB
44	Andrews, Rob	LB
49	Autele, J.J.	DL
54	Barksdale, Demetrius	LB
90	Beed, Everett	DL
23	Bell, Tony	DB
86	• Ben-Ron, Jesse	DL
20	Berhe, Nat	DB
12	• Bernards, Jake	QB
58	Brewer, Aaron	LS
9	Burris, Miles	LB
80	Clark, Larry	WR
42	• Colquitt, A.C.	WR
67	Corbett, Garrett	OL
46	• Craighead, Robert	TE
11	Davis, Brandon	DB
10	Denso, Dylan	WR
64	Dilley, Zach	OL
6	• Dingwell, Adam	QB
98	• Douglas, Zach	PK
60	Draheim, Tommie	OL
46	• Driver, Jacob	LB
22	• Dukes, Desmond	DB
68	Emberate, Nik	OL
88	Escobar, Gavin	TE
45	• Feaster, Andrew	LB
42	• Fely, Jake	LB
19	Forni, Chris	WR
47	Galea, Cody	DL
96	Galea'i, Kenny	DL
35	• Garrett, Dwayne	RB
66	Gauld, Riley	OL
48	Gavert, Josh	LB
45	• Ghandour, John	TE
93	Gibbs, Larry	DL
50	Gordert, Chris	LB
65	Gordon, Japheth	OL
40	• Graves, Scott	LB
72	Greene, Darrell	OL
21	• Gregorio, Robert	WR
30	Guillory, Darius	DB
79	Gunther, Kurtis	OL
32	Hardwick, De'Saan	RB
37	Harris, Vaness	LB
86	• Hazely, Jemond	WR
43	• Heers, Brice	FB
5	Hemmings, Dey Juan	DB
75	Henkel, Jonathan	OL
89	Hewitt, Hunter	TE
38	• Hickman, T.J.	DB
13	Hillman, Ronnie	DB
95	Hokokian, Chris	DL
35	Holder, King	DB
4	Horn, Romeo	DB
15	Jeffries, Chad	QB
71	Johnson, Alec	OL
77	• Jones, Reggie	OL
34	• Kazee, Walter	RB
21	• Keels, Mahbu	DB
31	Ketchum, Logan	LB
62	Koletsky, Brandon	LS
82	• Lamar, David	WR
55	Leaupepe, Bruce	DL
6	• Lemon, Gabe	DB

Numerical									
No.	Name	Pos.	Ht.	Wt.	Yr.	Exp.	Hometown (High School/College)		
2	Leon McFadden	DB	5-10	185	Jr.	2L	Inglewood, Calif. (St. John Bosco High)		
3	Ezell Ruffin	WR	6-1	200	Fr.	RS	Long Beach, Calif. (Woodrow Wilson High)		
4	Romeo Horn	DB	6-0	185	Sr.	2L	Fresno, Calif. (Edison High)		
5	Dey Juan Hemmings	DB	5-11	205	Sr.	3L	San Bernardino, Calif. (Rialto High)		
6	Adam Dingwell	QB	6-4	205	Fr.	RS	Rockwall, Texas (Rockwall High)		
6	Gabe Lemon	DB	5-10	185	So.	1L	Mission Viejo, Calif. (Lutheran High)		
7	Alston Umuolo	TE	6-4	240	Sr.	3L	Phoenix, Ariz. (Centennial High)		
9	Miles Burris	LB	6-3	235	Sr.	3L	Granite Bay, Calif. (Granite Bay High)		
10	Dylan Denso	WR	6-2	210	So.	1L	Dana Point, Calif. (Dana Hills High)		
11	Brandon Davis	DB	6-2	190	Sr.	3L	Oakland, Calif. (Castlemont High)		
12	Jake Bernards	QB	6-5	225	So.	SQ	Valencia, Calif. (West Ranch High)		
12	Josh Wade	DB	6-0	185	Jr.	2L	San Diego, Calif. (Point Loma High)		
13	Ronnie Hillman	RB	5-10	190	So.	1L	La Habra, Calif. (La Habra High)		
14	Ryan Lindley	QB	6-4	230	Sr.	3L	Alpine, Calif. (El Capitan High)		
14	Brian Stahovich	P	6-0	190	Sr.	3L	Solana Beach, Calif. (Cathedral Catholic High)		
15	Chad Jeffries	QB	6-2	175	Fr.	HS	Glendora, Calif. (Glendora High)		
17	Marcus Russell	WR	5-11	195	Sr.	SQ	Fresno, Calif. (Buchanan High/Fresno City College)		
18	Dominique Sandifer	WR	6-0	200	Jr.	2L	Gardena, Calif. (Beverly Hills High)		
19	Chris Forni	WR	6-3	195	Sr.	SQ	Petaluma, Calif. (Casa Grande High/City College of San Francisco)		
20	Nat Berhe	DB	5-10	185	So.	1L	Colton, Calif. (Colton High)		
21	Robert Gregorio	WR	5-10	170	Jr.	SQ	Rolling Hills, Calif. (Palos Verdes High)		
21	Mahbu Keels	DB	6-1	160	Fr.	RS	San Diego, Calif. (Mission Bay High)		
22	Desmond Dukes	DB	5-10	170	Fr.	HS	La Quinta, Calif. (La Quinta High)		
22	Chase Price	RB	5-8	200	Fr.	HS	Diamond Bar, Calif. (Diamond Ranch High)		
23	Tony Bell	DB	6-1	180	Fr.	HS	Los Angeles, Calif. (Locke High)		
24	Colin Lockett	WR	6-0	175	So.	1L	Diamond Bar, Calif. (Diamond Bar High)		
26	Marcus Andrews	DB	6-0	190	So.	1L	Los Angeles, Calif. (Crenshaw High)		
27	Eric Pinkins	DB	6-3	205	So.	1L	Sacramento, Calif. (Inderkum High)		
29	Larry Parker	DB	5-11	170	Sr.	2L	San Diego, Calif. (St. Augustine High/Grossmont College)		
30	Darius Guillory	DB	5-10	180	Fr.	HS	Temecula, Calif. (Chaparral High)		
30	Adam Roberts	FB	6-3	210	Fr.	HS	El Paso, Texas (Coronado High)		
31	Logan Ketchum	LB	6-3	225	Sr.	2L	Oak Park, Calif. (Oak Park High)		
32	De'Saan Hardwick	RB	5-9	175	Fr.	HS	San Diego, Calif. (Madison High)		
33	Pierre Romain	DB	5-8	140	Fr.	HS	Los Angeles, Calif. (Crenshaw High)		
33	Brandon Wright	RB	5-11	185	Fr.	HS	Las Vegas, Nev. (Palo Verde High)		
34	Walter Kazee	RB	5-9	175	Jr.	2L	San Bernardino, Calif. (Cajon High)		
34	J.J. Whittaker	DB	5-10	165	Fr.	RS	Oceanside, Calif. (Oceanside High)		
35	Dwayne Garrett	RB	6-0	190	Fr.	HS	Scottsdale, Ariz. (Chaparral High)		
35	King Holder	DB	5-10	150	Fr.	RS	Oceanside, Calif. (Oceanside High)		
36	Nick Tenhaeff	LB	6-2	225	So.	1L	Atascadero, Calif. (Atascadero High)		
37	Vaness Harris	LB	6-2	255	So.	SQ	Los Angeles, Calif. (Dorsey High)		
38	T.J. Hickman	DB	6-0	185	Fr.	HS	Riverside, Calif. (Martin Luther King High)		
38	Abelardo Perez	K	6-1	225	Sr.	1L	Tijuana, Mexico (Castle Park High/Southwestern College)		
39	Adam Muema	RB	5-10	190	Fr.	RS	Covina, Calif. (Charter Oak High)		
39	Rene Siluano	DB	5-10	185	So.	1L	Oceanside, Calif. (Oceanside High)		
40	Scott Graves	LB	5-10	205	Jr.	TR	Rancho Santa Margarita, Calif. (Tesoro High/Saddleback JC)		
40	Chad Young	FB	5-11	225	So.	1L	La Verne, Calif. (Glendora High)		
41	Khalid Stevens	DB	5-11	195	Jr.	1L	Pacific Palisades, Calif. (Palisades High)		
42	Jake Fely	LB	5-10	200	Fr.	RS	Oceanside, Calif. (Oceanside High)		
42	A.C. Colquitt	WR	6-0	185	Jr.	TR	Jacksonville, Fla. (Aiea High (Hawaii)/Golden West JC)		
43	Brice Heers	FB	5-11	210	So.	SQ	Encinitas, Calif. (Santa Fe Christian High)		
43	Ross Williams	LB	6-3	205	Jr.	SQ	Rancho Santa Margarita, Calif. (Mission Viejo High)		
44	Rob Andrews	LB	6-2	225	Jr.	2L	Pleasanton, Calif. (Foothill High)		
45	Andrew Feaster	LB	6-0	210	So.	RS	Chula Vista, Calif. (Eastlake High/Southwestern College)		
45	John Ghandour	TE	6-4	245	Fr.	RS	La Habra, Calif. (La Habra High)		
46	Robert Craighead	TE	6-3	235	Fr.	HS	Lakeside, Calif. (El Capitan High)		
46	Jacob Driver	LB	6-2	220	So.	SQ	Carlsbad, Calif. (La Costa Canyon High)		
47	Cody Galea	DL	6-3	255	Fr.	RS	Elk Grove, Calif. (Franklin High)		
48	Josh Gavert	LB	6-2	210	Fr.	RS	Lakewood, Calif. (Mayfair High)		
49	J.J. Autele	DL	6-1	235	Sr.	2L	Waipahu, Hawaii (Punahou High)		
50	Chris Gordert	LB	6-0	225	Jr.	SQ	Honolulu, Hawaii (Mira Mesa High (Calif.))		
51	Jimmy Miller	OL	6-3	290	Jr.	SQ	Denver, Colo. (J.K. Mullen High)		
51	Stan Sedberry	LB	6-2	205	Fr.	HS	Albuquerque, N.M. (La Cueva High)		
52	Nick Stenman	LB	6-2	205	Fr.	HS	Baltimore, Md. (Scripps Ranch High (Calif.))		
53	Emilio Rivera	OL	6-4	295	Sr.	2L	Sylmar, Calif. (Sylmar High)		

Numerical

No.	Name	Pos.	Ht.	Wt.	Yr.	Exp.	Hometown (High School/College)
54	Demetrius Barksdale	LB	6-3	205	Sr.	2L	San Diego, Calif. (University City High)
55	Bruce Leaupepe	DL	6-4	255	Jr.	TR	San Jose, Calif. (Oak Grove High/City College of San Francisco)
57	Christian Parra	LB	6-1	225	Fr.	HS	Clovis, Calif. (Buchanan High)
58	Aaron Brewer	LS	6-5	225	Sr.	3L	Fullerton, Calif. (Troy High)
59	Jordan Thomas	DL	6-1	245	So.	1L	Redlands, Calif. (Redlands High)
60	Tommie Draheim	OL	6-4	290	Sr.	2L	Lakeside, Calif. (El Capitan High)
61	John Wilson	DB	6-0	190	Fr.	HS	San Diego, Calif. (Torrey Pines High)
62	Brandon Koletsky	LS	6-2	225	Fr.	RS	Encino, Calif. (Campbell Hall High)
64	Zack Dilley	OL	6-5	285	Fr.	RS	Sun City, Calif. (Paloma Valley High)
65	Japheth Gordon	OL	6-3	290	So.	SQ	Canyon Country, Calif. (Canyon High)
66	Riley Gauld	OL	6-5	310	Jr.	RS	Santa Ynez, Calif. (Santa Ynez High/Allan Hancock College)
67	Garrett Corbett	OL	6-5	290	Fr.	RS	Sparks, Nev. (Reed High)
68	Nik Embernate	OL	6-4	300	Jr.	2L	Yucaipa, Calif. (Yucaipa High)
69	Paul Rodriguez	OL	6-7	240	Fr.	HS	San Bernardino, Calif. (San Gorgonio High)
71	Alec Johnson	OL	6-3	300	Jr.	1L	Denver, Colo. (J.K. Mullen High)
72	Darrell Greene	OL	6-4	275	Fr.	HS	Oakley, Calif. (Freedom High)
73	Jordan Smith	OL	6-5	250	Fr.	HS	Redlands, Calif. (Redlands High)
75	Jonathan Henkel	OL	6-4	275	Fr.	HS	Chula Vista, Calif. (Otay Ranch High)
77	Joel Alesi	P	6-0	240	Fr.	RS	El Cajon, Calif. (Christian High)
77	Reggie Jones	OL	6-5	295	Fr.	HS	San Diego, Calif. (Mount Miguel High)
79	Kurtis Gunther	OL	6-8	285	Sr.	2L	Camarillo, Calif. (Adolfo Camarillo High)
80	Larry Clark	WR	6-4	200	Fr.	HS	Venice, Calif. (Venice High)
81	Brandon Turner	WR	6-3	195	Fr.	RS	Orange, Calif. (Orange Lutheran High)
82	David Lamar	WR	6-2	180	Fr.	RS	San Diego, Calif. (Madison High)
82	Jay Waddell	WR	6-0	175	Fr.	RS	Hesperia, Calif. (Hesperia High)
83	Osmond Nicholas	WR	6-3	215	So.	SQ	Oceanside, Calif. (Oceanside High)
84	Paul Pitts	WR	6-0	190	Fr.	HS	Rancho Cucamonga, Calif. (Los Osos High)
85	D.J. Shields	TE	6-4	240	Jr.	2L	Bonita, Calif. (Bonita Vista High)
86	Jesse Ben-Ron	DL	6-3	250	So.	SQ	Anaheim, Calif. (Loara High)
86	Jemond Hazely	WR	6-1	170	Fr.	HS	Corona, Calif. (Santiago High)
87	Bryce Quigley	TE	6-5	260	So.	1L	Apple Valley, Calif. (Granite Hills High)
89	Hunter Hewitt	TE	6-5	240	Jr.	1L	Lafayette, Calif. (Acalanes High)
88	Gavin Escobar	TE	6-6	245	So.	1L	Rancho Santa Margarita, Calif. (Santa Margarita Catholic High)
90	Everett Beed	DL	6-3	245	Fr.	RS	Phelan, Calif. (Serrano High)
91	Mike Matamua	OL	6-4	295	Sr.	1L	Kapolei, Hawaii (Kapolei High)
91	Frederick Trujillo	DL	6-1	230	Jr.	1L	Albuquerque, N.M. (Highland High)
92	Ryan Taylor	DL	6-4	220	Fr.	HS	Chula Vista, Calif. (Hilltop High)
93	Larry Gibbs	DL	6-0	245	Sr.	1L	Riverside, Calif. (Ramona High)
94	Jerome Long	DL	6-5	285	Sr.	3L	Los Osos, Calif. (Morro Bay High)
95	Chris Hokokian	DL	6-1	225	Fr.	HS	Fresno, Calif. (Clovis North High)
96	Kenny Galea'i	DL	6-1	275	Fr.	RS	Oceanside, Calif. (Oceanside High)
97	Dontrell Onuoha	DL	6-2	250	Fr.	RS	Indio, Calif. (La Quinta High)
98	Zach Douglas	P/PK	6-2	200	Fr.	HS	Fort Myers, Fla. (Fort Myers High)
98	Sam Meredith	DL	6-4	250	Fr.	HS	La Mesa, Calif. (Helix High)
99	Jon Sanchez	DL	6-2	245	Fr.	HS	Murrieta, Calif. (Vista Murrieta High)

Alphabetical

No.	Name	Pos.
14	Lindley, Ryan	QB
24	Lockett, Colin	WR
94	Long, Jerome	DL
91	Matamua, Mike	OL
2	McFadden, Leon	DB
98	Meredith, Sam	DL
51	Miller, Jimmy	OL
39	Muema, Adam	RB
83	Nicholas, Osmond	WR
97	Onuoha, Dontrell	DL
29	Parker, Larry	DB
57	Parra, Christian	LB
38	Perez, Abelardo	K
27	Pinkins, Eric	DB
84	Pitts, Paul	WR
22	Price, Chase	RB
87	Quigley, Bryce	TE
53	Rivera, Emilio	OL
30	Roberts, Adam	FB
69	Rodriguez, Paul	OL
33	Romain, Pierre	DB
3	Ruffin, Ezell	WR
17	Russell, Marcus	WR
99	Sanchez, Jon	DL
18	Sandifer, Dominique	WR
51	Sedberry, Stan	LB
85	Shields, D.J.	TE
39	Silvano, Rene	DB
73	Smith, Jordan	OL
14	Stahovich, Brian	P
52	Stenman, Nick	LB
41	Stevens, Khalid	DB
92	Taylor, Ryan	DL
36	Tenhaeff, Nick	LB
59	Thomas, Jordan	DL
91	Trujillo, Frederick	DL
81	Turner, Brandon	WR
7	Umuolo, Alston	TE
82	Waddell, Jay	WR
12	Wade, Josh	DB
34	Whittaker, J.J.	DB
43	Williams, Ross	LB
61	Wilson, John	DB
33	Wright, Brandon	RB
40	Young, Chad	FB

- Duplicate Number

The Coaching Staff

Rocky Long (New Mexico '74) Head Coach/Defensive Coordinator, 1st season as head coach at SDSU/3rd overall; **Andy Ludwig** (Portland State '88) Offensive Coordinator/Tight Ends, 1st season; **Jeff Horton** (Nevada '81) Assistant Head Coach/Running Backs, 1st season; **Dan Finn** (Northern Arizona '02) Offensive Line, 1st season; **Daniel Gonzales** (New Mexico '98) Safeties, 1st season; **Oslia Lewis** (Oregon State '86) Defensive Line, 1st season; **LeCharis McDaniel** (Cal Poly '81) Wide Receivers/Special Teams, 11th season; **Kevin McGarry** (USD '79) Linebackers, 1st season; **Brian Sipe** (San Diego State) Quarterbacks, 3rd season; **Tony White** (UCLA '02) Cornerbacks/Recruiting Coordinator, 3rd season; **Rick Court** (Michigan State '02) Strength & Conditioning, 1st season; **Bobby Smitheran** (New Mexico '96) Director of Football Operations, 1st season.

Pronunciation Guide

No. 3 Ezell Ruffin	EE-zell	No. 41 Khalid Stevens	kuh-LEAD	No. 72 Darrell Greene	duh-RELL
No. 7 Alston Umuolo	ALL-stun OO-moo-o-low	No. 42 A.C. Colquitt	cole-QUIT	No. 74 Mike Matamua	mah-tah-MOO-uh
No. 14 Brian Stahovich	stuh-HOV-itch	No. 42 Jake Fely	FEE-lee	No. 77 Joel Alesi	uh-LEE-see
No. 19 Chris Forni	four-KNEE	No. 45 John Ghandour	gan-DOW-er	No. 86 Jemond Hazely	juh-MOND haze-UH-lee
No. 20 Nat Berhe	nat bear-HEY	No. 47 Cody Galea	guh-LAY-uh	No. 95 Chris Hokokian	hoe-coke-EE-an
No. 21 Mahbu Keels	ma-BOO Keels (like heels)	No. 48 Josh Gavert	GAV-ert	No. 96 Kenny Galea'i	nal-EE-all-EE
No. 21 Robert Gregorio	greh-gore-EE-o	No. 49 J.J. Autele	AW-tell-ee	No. 97 Dontrell Onuahu	on-OOH-o-ha
No. 30 Darius Gullory	gill-or-REE	No. 50 Chris Gordert	GORE-derf	Oslia Lewis	OH-say
No. 32 De'Saan Hardwick	deh-SAWN	No. 55 Bruce Leaupepe	lay-uh-PEP-eh	Andy Ludwig	LUD-wig
No. 34 Walter Kazee	KAY-zee	No. 57 Christian Parra	PAR-uh	LeCharis McDaniel	luh-CHARLES
No. 36 Nick Tenhaeff	ten-OFF	No. 60 Tommie Draheim	DRAY-hime		
No. 39 Adam Muema	MOO-emma	No. 64 Zack Dilley	dill-EE		
No. 39 Rene Silvano	SILL-u-on-oh	No. 65 Japheth Gordon	JAW-phet (like prophet)		

SDSU DEPTH CHART VS. LOUISIANA-LAFAYETTE**OFFENSE****LEFT TACKLE (LT)**

- 60 Tommie Draheim, 6-4, 290, Sr.**
 67 Garrett Corbett, 6-5, 290, Fr.-RS
 69 Paul Rodriguez, 6-7, 240, Fr.-HS

LEFT GUARD (LG)

- 53 Emilio Rivera, 6-4, 295, Sr.**
 65 Japheth Gordon, 6-3, 290, So.-SQ
 73 Jordan Smith, 6-5, 250, Fr.-HS

CENTER (C)

- 71 Alec Johnson, 6-3, 300, Jr.*
 51 Jimmy Miller, 6-3, 290, Jr.-SQ
 64 Zack Dilley, 6-5, 285, Fr.-RS

RIGHT GUARD (RG)

- 68 Nik Embernate, 6-4, 300, Jr.**
 66 Riley Gauld, 6-5, 310, Jr.-RS
 72 Darrell Greene, 6-4, 275, Fr.-HS
 75 Jonathan Henkel, 6-4, 275, Fr.-HS

RIGHT TACKLE (RT)

- 79 Kurtis Gunther, 6-8, 285, Sr.**
 74 Mike Matamua, 6-4, 295, Sr.*
 77 Reggie Jones, 6-5, 295, Fr.-HS

WIDE RECEIVER (X)

- 24 Colin Lockett, 6-0, 175, So.*
 17 Marcus Russell, 5-11, 195, Sr.-SQ
 84 Paul Pitts, 6-0, 190, Fr.-HS
 82 David Lamar, 6-2, 180, Fr.-RS
 21 Robert Gregorio, 5-10, 170, Jr.-SQ
 81 Brandon Turner, 6-3, 195, Fr.-RS

TIGHT END (Y)

- 87 Bryce Quigley, 6-5, 260, So.*
 88 Gavin Escobar, 6-6, 245, So.*
 7 Alston Umuolo, 6-4, 240, Sr.**
 46 Robert Craighead, 6-3, 235, Fr.-HS
 45 John Ghandour, 6-4, 245, Fr.-RS

WIDE RECEIVER (Z)

- 10 Dylan Denso, 6-2, 210, So.*
 83 Osmond Nicholas, 6-3, 215, So.-SQ
 42 A.C. Colquitt, 6-0, 185, Jr.-TR
 19 Chris Forni, 6-3, 195, Sr.-SQ
 86 Jemond Hazely, 6-1, 170, Fr.-HS

RUNNING BACK (RB)

- 13 Ronnie Hillman, 5-10, 190, So.*
 39 Adam Muema, 5-10, 190, Fr.-RS
 35 Dwayne Garrett, 6-0, 190, Fr.-HS
 22 Chase Price, 5-8, 200, Fr.-HS
 32 De'Saan Hardwick, 5-9, 175, Fr.-HS
 33 Brandon Wright, 5-11, 185, Fr.-HS

FULLBACK (FB)

- 40 Chad Young, 5-11, 225, So.*
 43 Brice Heers, 5-11, 210, So.-SQ
 30 Adam Roberts, 6-3, 210, Fr.-HS

QUARTERBACK (QB)

- 14 Ryan Lindley, 6-4, 230, Sr.**
 6 Adam Dingwell, 6-4, 205, Fr.-RS
 12 Jake Bernards, 6-5, 225, So.-SQ
 15 Chad Jeffries, 6-2, 175, Fr.-HS

DEFENSE**DEFENSIVE END (DE)**

- 49 J.J. Autele, 6-1, 235, Sr.**
 59 Jordan Thomas, 6-1, 245, So.*
 97 Dontrell Onuoha, 6-2, 250, Fr.-RS
 92 Ryan Taylor, 6-4, 220, Fr.-HS

DEFENSIVE TACKLE (DT)

- 94 Jerome Long, 6-5, 285, Sr.**
 98 Sam Meredith, 6-4, 250, Fr.-HS
 86 Jesse Ben-Ron, 6-3, 250, So.-SQ
 96 Kenny Galea'i, 6-1, 275, Fr.-RS
 99 Jon Sanchez, 6-2, 245, Fr.-HS

DEFENSIVE END (DE)

- 93 Larry Gibbs, 6-0, 245, Sr.*
 47 Cody Galea, 6-3, 255, Fr.-RS
 46 Jacob Driver, 6-2, 220, So.-SQ
 55 Bruce Leaupepe, 6-4, 255, Jr.-TR
 95 Chris Hokokian, 6-1, 225, Fr.-HS

LINEBACKER (LB)

- 54 Demetrius Barksdale, 6-3, 205, Sr.**
 37 Vaness Harris, 6-2, 255, So.-SQ
 45 Andrew Feaster, 6-0, 210, So.-RS
 52 Nick Stenman, 6-2, 205, Fr.-HS

MIDDLE LINEBACKER (MLB)

- 42 Jake Fely, 5-10, 200, Fr.-RS
 36 Nick Tenhaeff, 6-2, 225, So.*
 50 Chris Gordert, 6-0, 225, Jr.-SQ
 40 Scott Graves, 5-10, 205, Jr.-TR

LINEBACKER (LB)

- 9 Miles Burris, 6-3, 235, Sr.**
 48 Josh Gavert, 6-2, 210, Fr.-RS
 43 Ross Williams, 6-3, 205, Jr.-SQ
 57 Christian Parra, 6-1, 225, Fr.-HS

CORNERBACK (CB)

- 2 Leon McFadden, 5-10, 185, Jr.**
 35 King Holder, 5-10, 150, Fr.-RS
 33 Pierre Romain, 5-8, 140, Fr.-HS

WARRIOR (WAR)

- 5 Dey Juan Hemmings, 5-11, 205, Sr.**
 27 Eric Pinkins, 6-3, 205, So.*
 11 Brandon Davis, 6-2, 190, Sr.**
 38 T.J. Hickman, 6-0, 185, Fr.-HS
 22 Desmond Dukes, 5-10, 168, Fr.-HS

AZTEC

- 20 Nat Berhe, 5-10, 185, So.*
 39 Rene Siluano, 5-10, 185, So.*
 41 Khalid Stevens, 5-11, 195, Jr.*
 51 Stan Sedberry, 6-2, 205, Fr.-HS

WARRIOR (WAR)

- 6 Gabe Lemon, 5-10, 185, So.*
 26 Marcus Andrews, 6-0, 190, So.*
 30 Darius Guillory, 5-10, 180, Fr.-HS
 61 John Wilson, 6-0, 190, Fr.-HS

CORNERBACK (CB)

- 29 Larry Parker, 5-11, 170, Sr.**
 21 Mahbu Keels, 6-1, 160, Fr.-RS

SPECIALISTS**PUNTER**

- 14 Brian Stahovich, 6-0, 190, Sr.**
 77 Joel Alesi, 6-0, 240, Fr.-RS

PLACEKICKER

- 38 Abelardo Perez, 6-1, 225, Sr.*

KICKOFFS

- 38 Abelardo Perez, 6-1, 225, Sr.*

HOLDER

- 14 Brian Stahovich, 6-0, 190, Sr.**
 6 Adam Dingwell, 6-4, 205, Fr.-RS

LONG SNAPPER

- 58 Aaron Brewer, 6-5, 225, Sr.**
 62 Brandon Koletsky, 6-2, 225, Fr.-RS

KICKOFF RETURNS

- 24 Colin Lockett, 6-0, 175, So.*
 11 Brandon Davis, 6-2, 190, Sr.**
 39 Rene Siluano, 5-10, 185, So.*
 35 Dwayne Garrett, 6-0, 190, Fr.

PUNT RETURNS

- 2 Leon McFadden, 5-10, 185, Jr.** **OR**
 29 Larry Parker, 5-11, 170, Sr.**
 10 Dylan Denso, 6-2, 210, So.*

* - Denotes number of letters earned through the 2010 season. Injured players are listed in italics and at the bottom of the depth chart. **Players in red are returning starters from the 2010 season.** Underline players are newcomers or freshmen who redshirted last season.

OUT FOR EXTENDED TIME

- 12 Josh Wade, 6-0, 185, Jr.** (achilles)
 18 Dominique Sandifer, 6-0, 200, Jr.** (knee)
 34 J.J. Whitaker, 5-10, 175, Fr.-RS (knee)
 82 Jay Waddell, 6-0, 175, Fr.-RS (knee)
 91 Frederick Trujillo, 6-1, 230, Jr.* (back)
 44 Rob Andrews, 6-2, 225, Jr.** (foot)
 23 Tony Bell, 6-1, 180, Fr.-HS
 90 Everett Beed, 6-3, 245, Fr.-RS
 31 Logan Ketchum, 6-3, 225, Sr.** (chest)
 34 Walter Kazee, 5-9, 175, Jr.** (knee)
 4 Romeo Horn, 6-0, 185, Sr.**

CAPTAINS

- 49 J.J. Autele, 6-1, 235, Sr.**
 9 Miles Burris, 6-3, 235, Sr.**
 14 Ryan Lindley, 6-4, 230, Sr.**

GAME 1

Sept. 3 • Qualcomm Stadium (34,384)

vs. Cal Poly

SAN DIEGO – The San Diego State football team put on an impressive performance on both sides of the ball, downing Cal Poly, 49-21. With the win before 34,384 fans at Qualcomm Stadium, SDSU claimed its season opener in consecutive years for the first time since 2003-04.

SDSU wasted no time kicking off the 2011 season, marching 81 yards on just six plays to take an early 7-0 lead on a Ronnie Hillman 2-yard run. After a punt, San Diego State scored a TD on three consecutive drives to open up a 28-14 lead at the half.

Quarterback Ryan Lindley found Gavin Escobar for a 3-yard touchdown pass in the first quarter, and Dylan Denso on touchdown passes of 3 and 33 yards in the second quarter to account for the Aztecs' other first-half scores, while Cal Poly countered with a 3-yard run by Mark Rodgers and a 17-yard rushing score by Jake Romanelli.

Despite not mounting much of an offensive attack in the third, the SDSU defense came up big after the break, keeping the Mustangs to just 10 total yards of offense. Lindley threw his fourth touchdown of the game and in the process broke Todd Santos' school record for career touchdowns with his 71st on an 18-yard pass to Colin Lockett.

Hillman scampered for a 27-yard touchdown run in the fourth quarter to put San Diego State up 42-14. Following a 2-yard rushing touchdown by Cal Poly's Andre Broadous, Lockett responded with a 94-yard kickoff return for the final score of the game. Lockett's kickoff return was the longest by an Aztec since 1997, and the eighth-longest return in school history.

Besides outgaining the Mustangs, 492-284, SDSU had 10 more first downs (22-12) than Cal Poly, outrushed the visitors, 289-137, and had 203 passing yards to the Mustangs' 147. Additionally, San Diego State had the ball 36:08 compared to just 23:52 for Cal Poly.

Hillman led the Aztec offensive attack with 189 yards on 28 carries and two scores. It was his seventh 100-yard game of his career, all which have eclipsed the 150-yard barrier.

Lindley passed for 203 yards and four touchdowns, while Denso (66 yards, 2 TD) and Escobar (36 yards, TD) each caught four passes. Lockett, meanwhile, had three catches for 82 yards and a touchdown.

Table with 5 columns: 1, 2, 3, 4, Total. Rows for Cal Poly and San Diego State.

- SD - Hillman 2-yd run (Perez kick) -- 6 plays, 81 yds, 2:59 (12:01, 1st)
SD - Escobar 4-yd pass from Lindley (Perez kick) -- 9 plays, 80 yds, 4:09 (2:31, 1st)
CP - Rodgers 3-yd run (Langford kick) -- 9 plays, 80 yds, 2:35 (14:56, 2nd)
SD - Denso 3-yd pass from Lindley (A. Perez kick) -- 14 plays, 73 yds, 6:26 (8:30, 2nd)
CP - Romanelli 17-yd run (Langford kick) -- 5 plays, 74 yds, 2:10 (6:20, 2nd)
SD - Denso 33-yd pass from Lindley (Perez kick) -- 7 plays, 79 yds, 2:51 (3:29, 2nd)
SD - Lockett 18-yd pass from Lindley (Perez kick) -- 9 plays, 88 yds, 4:47 (1:21, 3rd)
SD - Hillman 27-yd run (Perez kick) -- 4 plays, 36 yds, 2:13 (8:45, 4th)
CP - Broadous 2-yd run (Langford kick) -- 6 plays, 70 yds, 2:02 (6:43, 4th)
SD - Lockett 94-yd kickoff return (Perez kick) (6:30, 4th)

INDIVIDUAL STATS

Rushing (Atts.-Yards-TDs): CP: Rodgers 12-51-1; Romanelli 7-35-1; Broadous 13-20-1; Williams 5-16-0; Mahr 4-14-0; Umoh 4-2-0. SDSU: Hillman 28-189-2; Kazee 15-82-0; Garrett 5-17-0; Lindley 1-1-0.

Passing (Comp.-Att.-Int., Yards, TDs): CP: Broadous 6-13-0, 95, 0; Rodgers 1-1-0, 52, 0. SD: Lindley 15-27-0, 203, 4; Dingwell 0-1-0, 0, 0.

Receiving (No.-Yards-TDs): CP: Castaneda 2-63-0; Michalkiewicz 2-54-0; Nicholls 2-27-0; Romanelli 1-3-0. SD: Denso 4-66-2; Escobar 4-36-1; Lockett 3-82-1; Hillman 2-2-0; Quigley 1-10-0; Kazee 1-7-0.

TEAM STATS table with columns for CP and SDSU. Rows include First Downs, Rushes-Yards, Passing Yards, C-A-I, Total Offense, Fumbles-Lost, Penalties-Yards, Possession Time, Turnovers, and Average Field Pos.

GAME 2

Sept. 10 • Michie Stadium (26,778)

at Army

WEST POINT, N.Y. – On a weekend when emotions ran high as the nation commemorated the Sept. 11 tragedy, San Diego State survived its' first-ever trip to the state of New York by edging a determined Army squad, 23-20, in front of 26,778 fans at Michie Stadium. With the victory, the Aztecs started a campaign at 2-0 in back-to-back seasons for the first time since 1976-77.

The game got off to a very good start for the visitors, as quarterback Ryan Lindley found wideout Colin Lockett on the second offensive play for a 68-yard touchdown strike only 33 seconds into the contest.

Army, meanwhile, fumbled on each of its first two possessions with the Aztecs taking advantage of the second one with a 16-yard scoring run from running back Ronnie Hillman to jump ahead 14-0.

The Black Knights cut their deficit in half on the first of three rushing touchdowns on the day by quarterback Trent Steelman and headed into the break tied, as the SDSU offense went scoreless in the second quarter.

The Aztecs finally got back on the board on their final drive of the third quarter, as Hillman caught a 24-yard pass and rushed four times for 45 yards, including a 20-yard scoring effort, to put them ahead, 20-14.

The advantage would have been seven, however, SDSU place-kicker Abelardo Perez missed the extra point. Army had a chance to take the lead for the first time to start the fourth quarter, but it returned the favor by also missing an extra point following a TD, as the game was once again knotted.

Starting from their own 20-yard line, the Aztecs drove 55 yards to set up what would turn out to be a game-winning 42-yard Perez field goal.

Army tried to answer with an incredible 17-play drive that ate up nearly eight and a half minutes on the clock and got it all the way down to the SDSU 25-yard line. Over the next four plays, however, the Black Knights moved backwards after they were flagged for a 5-yard penalty, gave up a 6-yard sack and threw two incomplete passes, including one on fourth down, giving the ball back and securing the Aztecs' 23-20 victory.

Overall, Army held a huge advantage in total offense (446-292) and time of possession (42:11-17:49), but had three drives ended by fumbles and two more turned over on downs. On the flip side, SDSU did not commit a turnover for the third outing in a row (longest streak in the program's division I history) and was called for only three penalties for 10 total yards.

Hillman logged his fourth consecutive 100-yard rushing effort with 117 yards, while Lockett posted his first 100-yard receiving outing with five catches for 113 yards. Defensively, SDSU was led by Jerome Long, who had a career-high 10 tackles and a sack, and junior linebacker Rob Andrews, who posted a career-best nine stops and a forced fumble.

Table with 5 columns: 1, 2, 3, 4, Total. Rows for San Diego State and Army.

- SD - Lockett 68-yd pass from Lindley (Perez kick) -- 2 plays, 80 yds, 0:33 (14:27, 1st)
SD - Hillman 16-yd run (Perez kick) -- 3 plays, 27 yds, 1:14 (5:33, 1st)
ARMY - Steelman 1-yd run (Carlton kick) -- 11 plays, 71 yds, 4:41 (0:44, 1st)
ARMY - Steelman 11-yd run (Carlton kick) -- 15 plays, 82 yds, 7:23 (6:53, 2nd)
SD - Hillman 20-yd run (Perez kick failed) -- 8 plays, 80 yds, 3:18 (1:56, 3rd)
ARMY - Steelman 17-yd run (Carlton kick failed) -- 7 plays, 70 yds, 4:09 (12:37, 4th)
SD - Perez 42-yd FG -- 8 plays, 55 yds, 3:08 (9:29, 4th)

INDIVIDUAL STATS

Rushing (Atts.-Yards-TDs): SDSU: Hillman 17-117-2; Kazee 6-42-0; TEAM 1-(-2)-0; Lindley 1-(-11)-0.

ARMY: Steelman 21-157-3; Brown 10-77-0; Hassin 13-59-0; Crucitti 7-39-0; Maples 10-37-0; Dixon 6-22-0; Turrentine 7-13-0; Jenkins 3-(-1)-0. Passing (Comp.-Att.-Int., Yards, TDs): SDSU: Lindley 8-18-0, 146, 1. ARMY: Steelman 2-4-0, 43, 0; Jenkins 0-3-0, 0, 0.

Receiving (No.-Yards-TDs): SDSU: Lockett 5-113-1; Hillman 2-20-0; Denso 1-13-0. ARMY: Stephens 1-24-0; McFarlin 1-19-0.

TEAM STATS table with columns for SDSU and ARMY. Rows include First Downs, Rushes-Yards, Passing Yards, C-A-I, Total Offense, Fumbles-Lost, Penalties-Yards, Possession Time, Turnovers, and Average Field Pos.

GAME 3

Sept. 17 • Qualcomm Stadium (57,286)

vs. Washington State

SAN DIEGO – As they say, streaks are meant to be broken and that’s just what the Aztec football team did with its come-from-behind 42-24 victory over Washington State.

Not only did a San Diego State win give the program its’ first 3-0 start in 30 years, but it was also the team’s first victory over a current Pac-12 foe in 16 seasons and was the first win against a team from an automatic BCS qualifying conference in 12 years.

In front of the largest home crowd to ever see a regular-season contest (57,286), the Aztecs erupted for 21 fourth-quarter points and held the nation’s highest scoring offense to just one touchdown after the break.

The game, however, initially got off to a very inauspicious start for the home team, as the Cougars scored on their first offensive snap on an 80-yard pass play from Marshall Lobbestael to Marquess Wilson.

SDSU countered with two rushing touchdowns from sophomore Ronnie Hillman, which sandwiched a 48-yard WSU field goal, before the first quarter even came to an end.

After combining for 28 points in the first 15 minutes, the Cougars were the only team to find the scoreboard again before the break, reclaiming a 17-14 advantage as the Aztecs committed a pair of turnovers in Washington State territory, including a fumble on the 16-yard line.

WSU took its largest lead of the night at the 12:03 mark of the third quarter when Lobbestael and Wilson hooked up again, this time on a 78-yard catch and run to go up by 10 at 24-14.

The Cougar defense forced the SDSU offense to punt on its very next possession, but a roughing the punter penalty extended the drive. Three plays later, Aztec quarterback Ryan Lindley found tight end Gavin Escobar open on the left sideline for a 25-yard touchdown.

After missing a 39-yard field goal that would have equalized the game, SDSU scored on each of its next two possessions in the fourth quarter on a 1-yard and a 59-yard Hillman run. The Aztecs later tacked on another seven points on Escobar’s second TD to secure the 42-24 win.

The San Diego State defense was simply outstanding in the fourth quarter, holding the Cougars to 62 yards of offense and forcing three turnovers, including two on back-to-back interceptions by cornerback Larry Parker.

Hillman, meanwhile, tallied his fifth-straight 100-yard rushing game with 191 yards on a career-best 32 carries, while matching his career high with the four scores.

	1	2	3	4	Total
Washington State	10	7	7	0	- 24
San Diego State	14	0	7	21	- 42

- WSU - Wilson 80-yd pass from Lobbestael (Furney kick) – 1 plays, 80 yds, 0:09 (11:34, 1st)
- SD - Hillman 13-yd run (Perez kick) -- 6 plays, 53 yds, 2:33 (9:01, 1st)
- WSU - Furney 48-yd field goal -- 9 plays, 29 yds, 3:43 (5:18, 1st)
- SD - Hillman 12-yd run (Perez kick) -- 13 plays, 76 yds, 5:18 (0:00, 1st)
- WSU - Barton 23-yd pass from Lobbestael (Furney kick) – 10 plays, 88 yds, 3:34 (8:59, 2nd)
- WSU - Wilson 78-yd pass from Lobbestael (Furney kick) – 2 plays, 79 yds, 0:49 (12:03, 3rd)
- SD - Escobar 25-yd pass from Lindley (Perez kick) – 6 plays, 69 yds, 2:31 (9:32, 3rd)
- SD - Hillman 1-yd run (Perez kick) -- 8 plays, 63 yds, 4:21 (10:31, 4th)
- SD - Hillman 59-yd run (Perez kick) -- 1 plays, 64 yds, 0:11 (7:26, 4th)
- SD - Escobar 21-yd pass from Lindley (Perez kick) – 3 plays, 20 yds, 0:50 (2:49, 4th)

INDIVIDUAL STATS

Rushing (Atts.-Yards-TDs): WSU: Galvin 11-49-0; Winston 8-34-0; Barton 1-(-1)-0; Lobbestael 8-(-31)-0.

SDSU: Hillman 32-191-4; Kazee 9-36-0; Lindley 2-2-0; TEAM 1-(-2)-0.

Passing (Comp.-Att.-Int., Yards, TDs): WSU: Lobbestael 20-42-2, 368, 3. SD: Lindley 21-37-1, 273, 2.

Receiving (No.-Yards-TDs): WSU: Wilson 6-236-2; Barton 6-70-1; Karstetter 5-40-0; Ratliff 3-22-0. SD: Denso 4-61-0; Lockett 4-59-0; Escobar 4-58-2; Quigley 4-32-0; Umuolo 3-32-0; Hillman 2-31-0.

TEAM STATS	WSU	SDSU
First Downs	19	25
Rushes-Yards	28-51	44-227
Passing Yards	368	273
C-A-I	20-42-2	21-37-1
Total Offense	419	500
Fumbles-Lost	3-2	2-1
Penalties-Yards	7-69	5-51
Possession Time	24:17	35:43
Turnovers	4	2
Average Field Pos.	WSU 26	SDSU 35

GAME 4

Sept. 24 • Michigan Stadium (110,707)

at No. 22/21 Michigan

ANN ARBOR, Mich. – In a battle between two unbeaten football teams, San Diego State managed only seven points in nine trips into Michigan territory, as the Wolverines used a 21-point first half to hand the Aztecs their first loss of season, 28-7, in front of 110,707 fans in Ann Arbor.

SDSU fumbled three times inside the Michigan 40-yard line and also turned the ball over three times on downs, negating a second-half defensive effort that saw the Aztecs allow only seven points and force three turnovers.

The Wolverines, meanwhile, were led by quarterback Denard Robinson, who found the end zone three times in the first half and completed the game with 21 carries for 200 yards and also threw for another 93 yards.

After a short SDSU punt to open the game, Michigan drove 61 yards in just six plays, capped by a 5-yard Robinson run to give the host a 7-0 lead.

The Aztecs seemed headed to equalize the score on their next possession, overcoming a first and 20 from their own 20-yard line and crossing midfield. Following two consecutive 7-yard gains, San Diego State running back Ronnie Hillman lost the ball in a pile of Michigan tacklers. The fumble was Hillman’s first lost since his first career carry in the 2010 opener, snapping a streak of 358 consecutive offensive touches without a give-away.

Michigan, meanwhile, capitalized just a minute later, as Robinson broke free for a 53-yard score to double his team’s lead at 14-0.

The SDSU offense got further into Wolverine territory when quarterback Ryan Lindley completed two long passes to set up a first down at the Michigan 36-yard line. After two rushes, Lindley misfired on consecutive pass attempts, including one on fourth down, as the Aztecs turned the ball over.

The Wolverines seemed to pick up right where they left off on offense, getting down to the SDSU 35-yard line, but Aztec senior Larry Parker forced a fumble for the second consecutive outing, which sophomore Nick Tenhaeff recovered to end the threat.

In the second quarter, SDSU had another long offensive drive, converting three third-down situations and holding the ball for nearly seven minutes, before ultimately punting from the Michigan 43-yard line.

The Wolverines had a clock eating drive of their own, but unlike the visitors, turned it into points to take a 21-0 advantage into the locker room.

After giving up 247 yards in the first half, the Aztec defense kept the team in the game, forcing Michigan into two INTs, a missed field goal and a fumble on four consecutive offensive possessions in the third quarter.

San Diego State converted only one of those into points when Colin Lockett scored on a 16-yard reception to cut the deficit to 21-7.

The Aztecs crossed midfield four times in the fourth quarter, but turned the ball over twice on downs and once on a fumble, as Michigan secured the 28-7 victory with one final touchdown to round out scoring.

	1	2	3	4	Total
San Diego State	0	0	7	0	- 7
Michigan	14	7	0	7	- 28

- MICH - Robinson 5-yd run (Gibbons kick) -- 6 plays, 61 yds, 2:43 (10:08, 1st)
- MICH - Robinson 53-yd run (Gibbons kick) -- 3 plays, 61 yds, 0:50 (6:22, 1st)
- MICH - Robinson 1-yd run (Gibbons kick) -- 12 plays, 81 yds, 5:57 (0:31, 2nd)
- SD - Lockett 16-yd pass from Lindley (Perez kick) -- 6 plays, 38 yds, 2:28 (0:04, 3rd)
- MICH - Smith 7-yd run (Gibbons kick) -- 4 plays, 57 yds, 1:44 (6:29, 4th)

INDIVIDUAL STATS

Rushing (Atts.-Yards-TDs): SDSU: Hillman 21-109-0; Lockett 2-13-0; Kazee 3-10-0; McFadden 2-5-0; Lindley 1-(-14)-0. MICH: Robinson 21-200-3; Toussaint 13-67-0; Smith 9-47-1; Hopkins 1-8-0; TEAM 1-(-2)-0.

Passing (Comp.-Att.-Int., Yards, TDs): SDSU: Lindley 23-48-0, 253, 1. MICH: Robinson 8-17-2, 93, 0.

Receiving (No.-Yards-TDs): SDSU: Denso 7-77-0; Lockett 7-71-1; Escobar 5-64-0; Hillman 2-15-0; Russell 1-15-0; Kazee 1-11-0. MICH: Smith 3-44-0; Roundtree 2-15-0; Dileo 1-17-0; Hemingway 1-9-0; Gallon 1-8-0.

TEAM STATS	SDSU	MICH
First Downs	20	18
Rushes-Yards	29-123	45-320
Passing Yards	253	93
C-A-I	23-48-0	8-17-2
Total Offense	376	413
Fumbles-Lost	4-3	3-2
Penalties-Yards	6-55	4-25
Possession Time	29:47	30:13
Turnovers	3	4
Average Field Pos.	SDSU 31	MICH 25

GAME 5

Oct. 8 • Qualcomm Stadium (44,248)

vs. TCU

SAN DIEGO – The San Diego State football team spotted TCU a 17-point first-half lead and was never able to catch up, as the Horned Frogs earned a 27-14 victory in the Aztecs' 2011 conference opener in front of 44,248 fans at Qualcomm Stadium.

Mistakes plagued the SDSU offense throughout the game as TCU scored 17 of its points on turnovers and added another seven points after a botched field goal attempt by the Aztecs on the other end of the field.

After holding the Horned Frogs to a field goal during their first possession of the game, SDSU marched down the field on a 16-play, 72-yard drive, but came away with nothing after a fumbled snap on a field goal try resulted in a turnover on downs. TCU took advantage of the mistake, putting together a 9-play, 91-yard drive, capped by a 39-yard touchdown pass from Casey Pachall to Antoine Hicks.

The Aztecs seemed on their way to respond, as they drove the ball 74 yards to the TCU 3-yard line in only five plays. On the sixth play, however, safety Tekerrrein Cuba forced SDSU running back Ronnie Hillman to fumble the ball at the goal line and Elisha Olabode recovered it in the end zone for a touchback.

San Diego State's defense prevented TCU from scoring on the drive though, as junior cornerback Leon McFadden intercepted a Pachall pass on his own 15-yard line.

The Aztecs were unable to take advantage though, as quarterback Ryan Lindley's pass on third down was intercepted by safety Johnny Fobbs at the 24-yard line and returned to midfield.

On this occasion, the Horned Frogs took advantage of the turnover, extending their lead to 17-0 on a 31-yard touchdown catch by Josh Boyce.

The Aztec offense continued to struggle early in the second half as Lindley threw his second interception on SDSU's first drive. TCU once again capitalized on the mistake, adding three points to its lead.

San Diego State finally caught a break midway through the third quarter when fullback Chad Young forced Skye Young to fumble on a punt return, which Vanessa Harris recovered to put the Aztecs in scoring position. Three plays later, Lindley connected on a 16-yard touchdown pass with tight end Gavin Escobar to give SDSU its first points of the evening.

After a TCU punt, the Aztecs closed the gap to only six points with a 10-play, 77-yard drive capped by a 4-yard touchdown pass from Lindley to Young.

SDSU's defense forced a three and out on the next TCU possession, but Lindley threw his third interception of the evening, which the Horned Frogs turned into seven points the other direction to seal the 27-14 win.

	1	2	3	4	Total
TCU	10	7	3	7	- 27
San Diego State	0	0	7	7	- 14

TCU - Evans 47-yd field goal -- 7 plays, 36 yds, 2:44 (10:41, 1st)
 TCU - Hicks 39-yd pass from Pachall (Evans kick) -- 9 plays, 91 yds, 3:56 (0:23, 1st)
 TCU - Boyce 31-yd pass from Pachall (Evans kick) -- 5 plays, 50 yds, 2:19 (6:14, 2nd)
 TCU - Evans 21-yd field goal -- 4 plays, 7 yds, 2:12 (7:41, 3rd)
 SD - Escobar 16-yd pass from Lindley (Perez kick) -- 3 plays, 15 yds, 0:43 (5:29, 3rd)
 SD - Young 4-yd pass from Lindley (Perez kick) -- 10 plays, 77 yds, 4:07 (13:39, 4th)
 TC - Tucker 4-yd run (Evans kick) -- 9 plays, 49 yds, 4:45 (5:23, 4th)

INDIVIDUAL STATS

Rushing (Atts.-Yards-TDs): TCU: Wesley 24-146-0; Tucker 16-69-1; James 5-19-0; Shivers 1-3-0; Pachall 5-(1)-0; TEAM 1-(-2)-0. SDSU: Hillman 20-55-0; Kazee 8-34-0; Young 1-9-0; Lindley 1-(-8)-0.
Passing (Comp.-Att.-Int., Yards, TDs): TCU: Pachall 14-22-2, 212, 2. SDSU: Lindley 15-41-3, 201, 2.
Receiving (No.-Yards-TDs): TCU: Hicks 7-103-1; Boyce 5-86-1; Brock 1-19-0; Dawson 1-4-0. SDSU: Escobar 3-68-1; Lockett 3-51-0; Denso 3-35-0; Hillman 3-15-0; Kazee 2-28-0; Rivera 1-5-0; Young 1-4-1.

TEAM STATS	TCU	SDSU
First Downs	22	15
Rushes-Yards	52-234	30-90
Passing Yards	212	206
C-A-I	14-22-2	16-42-3
Total Offense	446	296
Fumbles-Lost	2-2	1-1
Penalties-Yards	3-25	2-25
Possession Time	35:02	24:58
Turnovers	4	4
Average Field Pos.	TCU 42	SDSU 28

GAME 6

Oct. 13 • Falcon Stadium (27,490)

at Air Force

USAF, Colo. – Two fourth-quarter touchdowns from Ronnie Hillman were plenty for the San Diego State football team, as they cruised to a 41-27 victory against Air Force in front of 27,490 fans at Falcon Stadium. The win snapped SDSU's two-game losing streak and improved the team's record to 4-2 overall and 1-1 in the Mountain West.

San Diego State struck first on its opening drive, notching three points on a field goal after going 72 yards on 12 plays. Air Force responded by putting together a 12-play 80-yard drive of its own to take a 7-3 lead.

The Aztecs had another long drive on their next possession, putting seven points on the board on a 27-yard touchdown pass from Ryan Lindley to tight end Alston Umuolo to give SDSU a 10-7 lead.

Air Force once again responded, scoring its second touchdown of the game on a 4-yard run from David Baska on an eight-play, 62-yard drive. SDSU's offense got a break on its next possession as Brandon Davis returned the Falcons' kickoff 98 yards to give the Aztecs a three-point lead.

San Diego State's lead was short lived, however, as Air Force used the remaining 5:50 of the second quarter to drive 53 yards and tie the game on a 44-yard field goal.

In the second half, the Aztecs stepped up their defense by holding the Falcons to 10 points. Despite Air Force notching the first points of the third quarter on a 31-yard field goal, SDSU's offense had little issue as it scored the next 24 points of the contest.

After a 25-yard field goal by Abelardo Perez, the Aztecs tallied their third touchdown on a 28-yard pass from Lindley to Colin Lockett, which was set up by a fumble recovery, to give SDSU a 27-20 lead after three quarters of action.

In the fourth quarter, Hillman scored on consecutive Aztec possessions to put the game out of reach. Hillman's first touchdown was a 22-yard run, while the second was from 57 yards out.

The Falcons would notch one more score late in the fourth quarter, but it was too late as SDSU picked up the 41-27 win.

Hillman finished the game with 172 yards and two touchdowns on 27 carries, while Lindley passed for 209 yards and two scores.

	1	2	3	4	Total
San Diego State	3	14	10	14	- 41
Air Force	7	10	3	7	- 27

SDSU - Perez 27-yd field goal -- 12 plays, 72 yds, 5:24 (9:36, 1st)
 AF - Warzeka 26-yd pass from Jefferson (Herrington kick) -- 12 plays, 80 yds, 5:29 (4:07, 1st)
 SDSU - Umuolo 27-yd pass from Lindley (Perez kick) -- 11 plays, 79 yds, 4:48 (14:11, 2nd)
 AF - Baska 4-yd run (Herrington kick) -- 8 plays, 62 yds, 3:47 (6:00, 2nd)
 SDSU - Davis 98-yd kickoff return (Perez kick) -- (5:50, 2nd)
 AF - Herrington 44-yd field goal -- 14 plays, 53 yds, 5:50 (0:00, 2nd)
 AF - Herrington 31-yd field goal -- 13 plays, 66 yds, 5:34 (9:26, 3rd)
 SDSU - Perez 25-yd field goal -- 8 plays, 53 yds, 3:41 (2:30, 3rd)
 SDSU - Lockett 28-yd pass from Lindley (Perez kick) -- 1 play, 28 yards, 0:06 (2:16, 3rd)
 SDSU - Hillman 22-yd run (Perez kick) -- 11 plays, 77 yds, 4:27 (10:45, 4th)
 SDSU - Hillman 57-yd run (Perez kick) -- 1 play, 57 yds, 0:10 (8:57, 4th)
 AF - Warzeka 18-yd pass from Jefferson (Herrington kick) -- 14 plays, 80 yds, 3:01 (5:56, 4th)

INDIVIDUAL STATS

Rushing (Atts.-Yards-TDs): SDSU: Hillman 27-172-2; Kazee 5-16-0; Lindley 1-9-0; Young 1-4-0. AF: Clark 16-72-0; Hunter 4-62-0; Jefferson 15-27-0; Cobb 4-10-0; DeWitt 2-9-0; Getz 3-8-0 MacArthur 1-7-0; Baska 1-4-1; Warzeka 1-(-4)-0.
Passing (Comp.-Att.-Int., Yards, TDs): SDSU: Lindley 15-21-0, 209, 2; AF: Jefferson 22-36-2, 224, 2; TEAM 0-1-0, 0, 0.
Receiving (No.-Yards-TDs): SDSU: Denso 5-83-0; Lockett 3-53-1; Umuolo 2-34-1; Hillman 2-6-0; Russell 1-17-0; Kazee 1-15-0; Young 1-1-0. AF: Warzeka 7-96-2; Clark 4-28-0; Hunter 3-23-0; Kauth 2-40-0; Coleman 2-7-0; Pickett 1-20-0; Hirneise 1-6-0; Durden 1-3-0; Getz 1-1-0.

TEAM STATS	SDSU	AF
First Downs	20	26
Rushes-Yards	35-201	37-195
Passing Yards	209	224
C-A-I	15-21-0	22-37-2
Total Offense	410	419
Fumbles-Lost	1-1	1-1
Penalties-Yards	5-47	3-30
Possession Time	26:40	33:20
Turnovers	1	3
Average Field Pos.	SDSU 41	AF 24

GAME 7

Oct. 29 • Qualcomm Stadium (29,730)

vs. Wyoming

SAN DIEGO – San Diego State outscored Wyoming 14-0 in the final 30 minutes, but could still not overcome a 17-point halftime deficit, as the Aztecs dropped a 30-27 decision to the visiting Cowboys at Qualcomm Stadium.

SDSU found itself playing catch up most of the evening, as the Wyoming offense proved nearly unstoppable coming out of the gate. The Cowboys scored four touchdowns on each of their first four drives and later tacked on what would prove to be the game-winning field goal as time expired heading into the locker room ahead 30-13.

The Aztecs actually led twice, scoring on their first offensive possession for a 7-0 lead on a 44-yard touchdown reception by Gavin Escobar.

After Wyoming equalized, SDSU went back ahead just 49 seconds later when Ryan Lindley found Ronnie Hillman open down the left sideline for a 71-yard touchdown strike, the team's longest pass play of the season.

After the schools combined for a 27-point first quarter, the Aztec offense went dormant as Wyoming continued its streak of 23 unanswered points and rolled up an outstanding 396 yards of total offense in the first half alone.

The San Diego State defense finally woke up after the break, forcing Wyoming to punt eight consecutive times, including a streak of five straight three-and-outs, and allowing no points to leave the door open for a possible Aztec come-from-behind victory.

Hillman nearly single-handedly led the SDSU rally, notching the longest play from scrimmage in school history, as he got the ball at his own 1-yard line and rambled 99 yards for the touchdown, the first of his two second-half rushing scores.

Trailing by just three points at 30-27 heading into the fourth quarter, SDSU advanced into Wyoming territory three times, but came out with no points as place-kicker Abelardo Perez missed a pair of field goals from 39 and 27 yards, with the latter being with under two minutes remaining.

The Aztecs still had one final chance to at least draw even, taking over with 1:23 left to play. Despite a 25-yard completion on first down, a sack and a false start penalty pushed the team in the wrong direction and it was unable to convert a fourth-and-8 play near midfield, turning the ball over on downs to officially end the comeback.

Hillman finished the night with 305 all-purpose yards, including 224 on the ground for his third career 200-yard game. The nation's leading rusher also set two Mountain West records for most all-purpose yards in a conference contest and longest-ever rush with his 99-yard effort.

	1	2	3	4	Total
Wyoming	14	16	0	0	- 30
San Diego State	13	0	14	0	- 27

SDSU - Escobar 44-yd pass from Lindley (Perez kick) -- 8 plays, 80 yds, 4:36 (10:24, 1st)
WY - Smith 2-yd run (Sullivan kick) -- 13 plays, 91 yds, 5:14 (5:10, 1st)
SDSU - Hillman 71-yd pass from Lindley (kick failed) -- 2 plays, 73 yds, 0:49 (4:21, 1st)
WY - McNeill 26-yd pass from Smith (Sullivan kick) -- 8 plays, 80 yds, 3:32 (0:49, 1st)
WY - Smith 20-yd run (kick failed) -- 8 plays, 79 yds, 3:20 (10:55, 2nd)
WY - McNeill 11-yd pass from Smith (Sullivan kick) -- 8 plays, 60 yds, 2:50 (7:05, 2nd)
WY - Sullivan 33-yd field goal -- 7 plays, 64 yds, 1:16 (0:00, 2nd)
SDSU - Hillman 99-yd run (Perez kick) -- 1 plays, 99 yds, 0:17 (13:08, 3rd)
SDSU - Hillman 3-yd run (Perez kick) -- 5 plays, 63 yds, 2:07 (1:00, 3rd)

INDIVIDUAL STATS

Rushing (Atts.-Yards-TDs): **WY:** Muhammad 9-55-0; Alexander 13-55-0; Miller 4-40-0; Smith 16-24-2; Team 1-(-2)-0; Kirkegaard 1-(-13)-0. **SDSU:** Hillman 25-224-2; Lockett 1-43-0; Kazee 6-31-0; Young 2-11-0; Lindley 3-(-17)-0.

Passing (Comp.-Att.-Int., Yards, TDs): **WY:** Smith 25-36-0, 341, 2. **SDSU:** Lindley 13-27-1, 247, 2.

Receiving (No.-Yards-TDs): **WY:** McNeill 8-11-2; Doctson 4-28-0; Ogbonna 3-51-0; Herron 3-23-0; Alexander 2-60-0; Rufran 2-45-0; Muhammad 2-23-0; Miller 1-0-0. **SDSU:** Escobar 4-95-1; Lockett 3-38-0; Hillman 2-81-1; Quigley 2-8-0; Russell 1-13-0; Kazee 1-12-0.

TEAM STATS	WY	SDSU
First Downs	22	21
Rushes-Yards	44-159	37-292
Passing Yards	341	247
C-A-I	25-36-0	13-27-1
Total Offense	500	539
Fumbles-Lost	3-0	2-0
Penalties-Yards	8-61	8-70
Possession Time	31:49	28:11
Turnovers	0	1
Average Field Pos.	WY 22	SDSU 27

GAME 8

Nov. 5 • Qualcomm Stadium (28,362)

vs. New Mexico

SAN DIEGO – After a slow start, the San Diego State football team notched three second-half touchdowns to close out a two-game homestand and keep visiting New Mexico winless on the season with a 35-7 victory at Qualcomm Stadium.

The Aztec defense pitched a second-half shutout for the second consecutive outing and kept an anemic New Mexico offense to only 162 total yards, including 74 on the ground and 88 through the air, and eight first downs. The 162 combined yards were the fourth-fewest allowed by SDSU in program history and fewest overall since 1998.

Offensively, the home team scored all five of its touchdowns via the run (most in a single game since 1996), put up 486 total yards and did not have a turnover for the third time in 2011.

Both sides started the evening slowly, as New Mexico punted four straight times and San Diego State punted on its first two possessions before breaking through on a 10-play, 66-yard drive capped by the first of three rushing touchdowns by junior Walter Kazee.

The Lobos crossed midfield for the first time in the game early in the second quarter, but were later forced to punt from the Aztec 43-yard line.

Taking over from their own 11, San Diego State utilized nine rushes and a pair of first-down completions from Ryan Lindley to Dylan Denso and Osmond Nicholas to double their lead at 14-0 on a 3-yard Kazee run.

The Lobos answered on their next possession with a key 23-yard pass from quarterback B.R. Holbrook to Martize Barr on third-and-6 to extend the drive. UNM running back Crusoe Gongbay then had a 14-yard reception and a 14-yard run, before recording his team's first points in three games from six yards out with only 32 seconds remaining in the half to make the score 14-7.

Coming out of the break, San Diego State scored on three of its first four possessions on a pair of 1-yard runs by Kazee and sophomore Ronnie Hillman and a 3-yarder from Chad Young to round out scoring at 35-7.

The Lobos, meanwhile, never got past their own 40-yard line in the second half, compiling only 41 yards of total offense and having two drives come to an end on interceptions by Aztec junior Leon McFadden and sophomore Gabe Lemon.

Defensively, SDSU senior linebacker Miles Burris led the way with a team-high nine tackles, including 2.5 for a loss. Offensively, Hillman had 29 carries for 141 yards for his seventh 100-yard rushing game in 2011. Lindley pulled to within 26 yards of breaking the conference's all-time passing record, completing 16 of his 24 attempts for 271 yards.

	1	2	3	4	Total
New Mexico	0	7	0	0	- 7
San Diego State	7	7	14	7	- 35

SDSU - Kazee 1-yd run (Perez kick) -- 10 plays, 66 yds, 4:44 (2:51, 1st)
SDSU - Kazee 3-yd run (Perez kick) -- 11 plays, 89 yds, 5:52 (4:26, 2nd)
UNM - Gongbay 6-yd run (Aho kick) -- 9 plays, 80 yds, 3:54 (0:32, 2nd)
SDSU - Kazee 1-yd run (Perez kick) -- 6 plays, 32 yds, 2:47 (9:56, 3rd)
SDSU - Hillman 1-yd run (Perez kick) -- 3 plays, 41 yds, 1:07 (7:12, 3rd)
SDSU - Young 3-yd run (Perez kick) -- 7 plays, 48 yds, 3:30 (10:42, 4th)

INDIVIDUAL STATS

Rushing (Atts.-Yards-TDs): **UNM:** Gongbay 15-68-1; Rogers 9-19-0; Holbrook 5-(-13)-0; **SDSU:** Hillman 29-141-1; Kazee 10-39-3; Muema 4-37-0; Young 3-4-1; Roberts 1-3-0; Lindley 1-(-9)-0.

Passing (Comp.-Att.-Int., Yards, TDs): **UNM:** Holbrook 10-20-2, 88, 0 **SDSU:** Lindley 16-24-0, 271, 0.

Receiving (No.-Yards-TDs): **UNM:** Merritt 2-18-0; Solomon 2-16-0; Barr 1-23-0; Gongbay 1-14-0; Reed 1-13-0; Clayton 1-5-0; Rogers 1-0-0; Biren 1-(-1)-0. **SDSU:** Denso 5-71-0; Lockett 3-93-0; Escobar 3-25-0; Hillman 2-38-0; Nicholas 2-34-0; Kazee 1-8-0; Russell 0-2-0.

TEAM STATS	UNM	SDSU
First Downs	8	23
Rushes-Yards	29-74	48-215
Passing Yards	88	271
C-A-I	10-20-2	16-24-0
Total Offense	162	486
Fumbles-Lost	1-0	1-0
Penalties-Yards	9-67	3-33
Possession Time	27:02	32:58
Turnovers	2	0
Average Field Pos.	UNM 24	SDSU 35

GAME 9

Nov. 12 • Hughes Stadium (16,811)

at Colorado State

FORT COLLINS, Colo. – On an evening when wind gusts caused havoc both in the stands and on the field, the San Diego State football team successfully battled the elements to find a way to earn its sixth victory of the season, edging host Colorado State, 18-15. The win was the Aztecs fourth in a row at Hughes Stadium and made them bowl eligible for the second consecutive campaign.

Despite missing his first two field goal tries, SDSU senior place-kicker Abelardo Perez came through when it counted, notching his second fourth-quarter game-winner of the season from 37 yards out to break a 18-18 tie with 5:49 remaining.

The San Diego State defense then held strong for the Rams' final two possessions of the game, forcing a punt on the first drive and causing the home squad to turn the ball over on downs after four consecutive pass incompletions to secure the victory.

Colorado State actually had the early lead, scoring a touchdown on a 63-yard scamper by running back Chris Nwoke at the 6:20 mark of the first quarter. Nwoke would finish the game with 232 yards rushing and accounted for 239 of his team's 327 total yards.

The Aztecs didn't trail for long, converting a third-and-7 and a fourth-and-1 to eat up nearly six minutes on the clock, culminating in a 4-yard scoring pass from quarterback Ryan Lindley to tight end Alston Umuolo.

SDSU was set to knot the score at seven, but Brian Stahovich bobbled the snap on the extra point. Stahovich, however, recovered in time to evade the CSU defenders and find Chad Young in the end zone for the team's first two-point conversion in two years and a 8-7 advantage.

San Diego State added to its lead with another impressive offensive drive in the second quarter, using 11 consecutive draw plays to go 56 yards and go up by eight points on a 1-yard Walter Kazee plunge.

The Aztecs moved into Colorado State territory on four straight possessions in the second and third quarters, but each time came away empty as Perez missed on field goal tries of 22 and 44 yards.

CSU, meanwhile, took advantage of two SDSU personal foul penalties to start the fourth quarter and tied the game at 15 when backup quarterback Garrett Grayson used his feet to score on a 4-yard touchdown and also tack on the ensuing two-point conversion.

After a short kick-off, San Diego State got down to the Ram 20-yard line with the help of an 18-yard reception by tight end Gavin Escobar and a 17-yard run by Adam Muema to set up the game-winning field goal.

Lindley ended the night with 154 yards through the air, becoming the school's and conference's all-time career passing leader with 11,494 yards.

	1	2	3	4	Total
San Diego State	8	7	0	3	- 18
Colorado State	7	0	0	8	- 15

CSU - Nwoke 63-yd run (Vandermolen kick) -- 2 plays, 80 yds, 0:37 (6:20, 1st)

SDSU - Umuolo 4-yd pass from Lindley (Young pass from Stahovich) -- 13 plays, 52 yds, 5:50 (0:21, 1st)

SDSU - Kazee 1-yd run (Perez kick) -- 11 plays, 56 yds, 6:05 (8:11, 2nd)

CSU - Grayson 1-yd run (Grayson rush) -- 14 plays, 71 yds, 5:39 (9:45, 4th)

SDSU - Perez 37-yd field goal -- 8 plays, 43 yds, 3:52 (5:49, 4th)

Rushing (Atts.-Yards-TDs): **SDSU:** Hillman 24-82-0; Kazee 12-49-1; Muema 11-45-0; Young 2-6-0; Russell 1-(-3)-0; **TEAM** 2-(-4)-0. **CSU:** Nwoke 22-232-1; Grayson 7-6-1; Greenwood 1-(-3)-0.

Passing (Comp.-Att.-Int., Yards, TDs): **SDSU:** Lindley 19-35-1, 154, 1. **CSU:** Grayson 6-15-1, 26, 0; Thomas 3-7-0, 26, 0.

Receiving (No.-Yards-TDs): **SDSU:** Escobar 6-58-0; Lockett 3-29-0; Young 2-16-0; Umuolo 2-14-1; Russell 2-14-0; Nicholas 1-12-0; Kazee 1-8-0; Muema 1-2-0; Hillman 1-1-0. **CSU:** Gillmore 4-23-0; Greenwood 2-15-0; Nwoke 1-7-0; Borcky 1-5-0; Brown 1-2-0.

TEAM STATS	SDSU	CSU
First Downs	22	12
Rushes-Yards	52-173	20-235
Passing Yards	154	52
C-A-I	19-35-1	9-22-1
Total Offense	327	287
Fumbles-Lost	0-0	1-1
Penalties-Yards	4-47	7-65
Possession Time	40:36	19:24
Turnovers	1	2
Average Field Pos.	SDSU 38	CSU 24

GAME 10

Nov. 19 • Qualcomm Stadium (52,256)

vs. No. 10/11 Boise State

SAN DIEGO – San Diego State outscored No. 10/11 Boise State, 21-10, in the second half, but couldn't overcome three early turnovers in a 52-35 loss at Qualcomm Stadium. The 35 points were the second most allowed by the Broncos all season.

The Aztecs turned the ball over three times over their first four possessions, two (fumbled a punt, fumbled a kickoff) before the offense was even able to touch the ball and fell behind, 21-0. Adam Muema, who earned his first career start for the injured Ronnie Hillman, got SDSU on the scoreboard with an 81-yard rushing touchdown after coming into the game with just 82 career rushing yards.

BSU quarterback and Heisman Trophy candidate Kellen Moore answered with a nine-yard strike to Kyle Efaw, before San Diego State quarterback Ryan Lindley found Gavin Escobar with a 30-yard touchdown to bring the Aztecs to within 14 at 28-14. Boise State closed the half, however, with back-to-back touchdowns on a Doug Martin 10-yard run and a 24-yard pass by Moore to Tyler Shoemaker.

A 30-yard field goal by Michael Frisina in the third quarter gave the Broncos their biggest lead at 45-14, but SDSU didn't give up and outscored the perennial national power, 21-7, in the fourth quarter to make a game out of it. Lindley tossed touchdowns to Escobar and Muema, and Muema scored a final rushing score with five seconds left.

Moore finished the game 28-for-40 with 366 yards and three touchdowns, while Lindley countered with a 30-for-51 effort, 350 yards and three scores. Colin Lockett (eight receptions, 149 yards) and Escobar (eight receptions, 113 yards) each had career games, while Muema rushed 13 times for 119 yards and three total touchdowns (two rushing, one receiving).

Boise State	21	21	3	7	- 52
San Diego State	7	7	0	21	- 35

BSU - Shoemaker 5-yard pass from Moore (Goodale kick) -- 4 plays, 24 yds, 1:39 (11:42, 1st)

BSU - M. Burroughs 11-yard run (Goodale kick) -- 2 plays, 10 yds, 0:38 (5:23, 1st)

BSU - Shoemaker 14-yard pass from Moore (Goodale kick) -- 5 plays, 23 yds, 2:02 (3:16, 1st)

SDSU - Muema 81-yard run (Perez kick) -- 3 plays, 90 yds, 1:38 (1:38, 1st)

BSU - Efaw 9-yard pass from Moore (Goodale kick) -- 5 plays, 51 yds, 2:17 (12:06., 2nd)

SDSU - Escobar 30-yard pass from Lindley (Perez kick) -- 2 plays, 83 yds, 0:42 (11:25, 2nd)

BSU - Martin 10-yard run (Frisina kick) -- 13 plays, 75 yds, 5:36 (5:49, 2nd)

BSU - Shoemaker 24-yard pass from Moore (Frisina kick) -- 5 plays, 69 yds, 0:34 (0:47, 2nd)

BSU - Frisina 30-yard field goal -- 11 plays, 73 yds, 5:40 (9:20, 3rd)

SDSU - Escobar 30-yard pass from Lindley (Perez kick) -- 13 plays, 97 yds, 5:17 (10:12, 4th)

SDSU - Muema 5-yard run (Escobar pass from Lindley) -- 8 plays, 37 yds, 2:23 (6:25, 4th)

BSU - Martin 22-yard run (Frisina kick) -- 4 plays, 36 yds, 2:14 (4:11, 4th)

SDSU - Muema 1-yard pass from Lindley (Lindley pass failed) -- 15 plays, 76 yds, 4:06 (0:05, 4th)

Rushing (Atts.-Yards-TDs): **BSU:** Martin 36-129-2, M. Burroughs 1-11-1, D. Burroughs 2-2-0, Potter 1-0-0, **TEAM** 1-(-1)-0, Moore 2-(-10)-0. **SDSU:** Muema 13-119-2, Hillman 3-8-0, Young 2-4-0, Lockett 2-(-2)-0, Lindley 1-(-9)-0.

Passing (Comp.-Att.-Int., Yards, TDs): **BSU:** Moore 28-40-1, 366, 4. **SDSU:** Lindley 30-51-1, 350, 3.

Receiving (No.-Yards-TDs): **BSU:** Shoemaker 10-130-3, Linehan 3-23-0, Martin 3-14-0, Ki. Moore 2-37-0, Potter 2-24-0, Efaw 2-21-1, Wright 2-9-0, Boldewijn 1-42-0, D. Burroughs 1-41-0, Miller 1-13-0, M. Burroughs 1-12-0. **SDSU:** Lockett 8-149-0, Escobar 8-113-2, Denso 7-51-0, Russell 2-12-0, Young 2-10-0, Quigley 1-12-0, Umuolo 1-2-0, Muema 1-1-1.

TEAM STATS	BSU	SDSU
First Downs	26	24
Rushes-Yards	43-131	21-120
Passing Yards	366	350
C-A-I	28-40-1	30-51-1
Total Offense	497	470
Fumbles-Lost	1-1	3-2
Penalties-Yards	6-41	7-65
Possession Time	35:04	24:56
Turnovers	2	3
Average Field Pos.	BSU 41	SDSU 19

GAME 11

Nov. 26 ♦ Sam Boyd Stadium (19,075)

at UNLV

LAS VEGAS, NEV. – With the help of Ronnie Hillman’s 192 yards and two touchdowns, San Diego State outscored its opponent in the second half for the seventh time this season en route to a 31-14 victory against UNLV at Sam Boyd Stadium.

After allowing the Rebels to put up 233 yards of offense and two touchdowns in the first half, the Aztec defense held UNLV to just 28 yards of total offense and shutout an opponent in the second half for the third time this season.

The Rebels jumped out to a fast start against SDSU, scoring back-to-back touchdowns on their second and third drives of the game. UNLV running back Tim Cornett accounted for both scores, one of which was a 54-yard run.

SDSU struggled at the start of the game, as two of its first four drives resulted in losing the ball. The Aztecs’ first drive resulted in a turnover on downs at the Rebels’ 25-yard line and then SDSU threw an interception early in the second quarter.

The Aztecs found their spark midway through the second quarter though, as Hillman scored on a 44-yard touchdown run to cut the deficit to 14-7.

After the SDSU defense forced a three and out on UNLV’s first drive of the second half, the Aztecs drove 53 yards to tie the contest at 14-14 as Ryan Lindley found wideout Colin Lockett for a 15-yard touchdown pass.

On the next Rebels’ next drive, SDSU once again forced a three and out and responded with an 11-play, 52-yard drive that resulted in a 27-yard field goal by Abel Perez to give the Aztecs their first lead of the game, 17-14.

UNLV turned the ball over on downs on its next possession despite driving to the SDSU 36-yard line. SDSU responded with a clock-draining 12-play, 64-yard drive that resulted in a 6-yard touchdown pass from Lindley to Dylan Denso on fourth down.

After another three and out by UNLV, the Aztecs ran three minutes off the clock on a 31-yard drive capped off by a 1-yard touchdown run by Hillman.

SDSU then put the icing on the cake as they picked off Rebel quarterback Caleb Herring with less than a minute remaining to seal the 31-14 victory.

	1	2	3	4	Total
San Diego State	0	7	10	14	- 31
UNLV	7	7	0	0	- 14

- LV - Cornett 54-yd run (Kohorst kick) -- 7 plays, 75 yds, 2:59 (4:10, 1st)
- LV - Cornett 25-yd run (Kohorst kick) -- 8 plays, 67 yds, 3:17 (14:54, 2nd)
- SDSU - Hillman 44-yd run (Perez kick) -- 3 plays, 53 yds, 1:19 (5:46, 2nd)
- SDSU - Lockett 15-yd pass from Lindley (Perez kick) -- 7 plays, 53 yds, 3:37 (7:30, 3rd)
- SDSU - Perez 27-yd field goal -- 11 plays, 52 yds, 5:29 (0:39, 3rd)
- SDSU - Denso 6-yd pass from Lindley (Perez kick) -- 12 plays, 64 yds, 6:13 (5:45, 4th)
- SDSU - Hillman 1-yd run (Perez kick) -- 8 plays, 31 yds, 3:18 (1:11, 4th)

INDIVIDUAL STATS

Rushing (Atts.-Yards-TDs): SDSU: Hillman 32-192-2; Muema 9-35-0; Lindley 2-14-0; Young 2-2-0; TEAM 2-(-4)-0. LV: Cornett 15-136-2; Bradford 8-15-0; Clausen 1-4-0; Herring 10-(-14)-0.

Passing (Comp.-Att.-Int., Yards, TDs): SDSU: Lindley 13-29-1, 152, 2. LV: Herring 14-26-0, 119, 0; Reilly 1-2-1, 1, 0.

Receiving (No.-Yards-TDs): SDSU: Escobar 4-68-0; Lockett 4-45-1; Denso 2-24-1; Hillman 2-12-0; Young 1-3-0. LV: Johnson 5-40-0; Harrington 4-36-0; Payne 2-12-0; Bradford 1-20-0; Vea 1-7-0; Vidal 1-4-0; Cornett 1-1-0.

TEAM STATS	SDSU	LV
First Downs	21	15
Rushes-Yards	47-239	34-141
Passing Yards	152	120
C-A-I	13-29-1	15-28-1
Total Offense	391	261
Fumbles-Lost	0-0	1-0
Penalties-Yards	5-35	1-5
Possession Time	34:24	25:36
Turnovers	1	1
Average Field Pos.	SDSU 35	LV 26

GAME 12

Dec. 3 ♦ Qualcomm Stadium (32,790)

vs. Fresno State

SAN DIEGO – In the inaugural “Battle for the Oil Can,” Ronnie Hillman rushed for 178 yards and four touchdowns to give San Diego State a 35-28 come-from-behind victory over Fresno State at Qualcomm Stadium.

In their final regular-season home game, the Aztecs sent their 21 seniors out in style by scoring the deciding touchdown with only 1:09 remaining on a 2-yard run by Hillman.

That final score capped an evening that saw SDSU fall behind 21-0 midway through the second quarter.

The Bulldogs notched the first points of the game on a blocked field goal, as Isaiah Green rumbled 59 yards for the touchdown. The Aztecs tried to answer on their very next possession, but came up empty as they turned it over after Hillman was denied at the goal-line on fourth down.

Using that momentum, Fresno State quickly doubled its lead when Derek Carr connected with Jalen Saunders on an 88-yard TD pass. The Bulldogs weren’t done though, as they extended their lead to 21-0 on a 23-yard touchdown pass from Carr to Josh Harper with 9:14 left until the break.

The Aztecs, who rallied from a 14-point deficit a week earlier, finally woke up with two scores in the final six minutes of the second quarter on a 20-yard Hillman run and a 1-yard fourth-down plunge by fullback Chad Young to get to within seven at 21-14.

As they have done all season, San Diego State came out in the second half as a completely different team, as the defense held the Bulldogs scoreless in third quarter. The offense, meanwhile, scored a touchdown for the third consecutive possession, which was set up by a 68-yard Hillman run, to knot the game at 21.

After a punt and a missed field goal by Fresno State, the Aztecs took their first lead of the game on another 2-yard touchdown run by Hillman.

The visitors, however, responded back with a time consuming 11-play, 68-yard drive that took 5:32 off the clock and resulted in a 2-yard run by Robbie Rouse.

After each team traded punts, SDSU put together the game-winning drive that was capped by Hillman’s fourth score of the night.

The Bulldogs had one last opportunity with 1:09 remaining and the ball on SDSU’s 47-yard line, but Larry Parker recorded his seventh interception of the season to clinch the victory for the Aztecs.

	1	2	3	4	Total
Fresno State	7	14	0	7	- 28
San Diego State	0	14	14	7	- 35

- FS - Green 59-yd blocked FG return (Goessling kick) -- (4:58, 1st)
- FS - Saunders 88-yd pass from Carr (Goessling kick) -- 4 plays, 99 yds, 1:02 (14:24, 2nd)
- FS - Harper 23-yd pass from Carr (Goessling kick) -- 4 plays, 80 yds, 1:21 (9:14, 2nd)
- SD - Hillman 20-yd run (Perez kick) -- 11 plays, 81 yds, 3:26 (5:48, 2nd)
- SD - Young 1-yd run (Perez kick) -- 10 plays, 78 yds, 1:16 (0:11, 2nd)
- SD - Hillman 2-yd run (Perez kick) -- 3 plays, 74 yds, 1:12 (11:29, 3rd)
- SD - Hillman 2-yd run (Perez kick) -- 3 plays, 69 yds, 1:04 (3:06, 3rd)
- FS - Rouse 2-yd run (Goessling kick) -- 11 plays, 68 yds, 5:32 (12:34, 4th)
- SD - Hillman 2-yd run (Perez kick) -- 9 plays, 66 yds, 1:04 (1:09, 4th)

INDIVIDUAL STATS

Rushing (Atts.-Yards-TDs): FS: Rouse 20-56-1; Carr 8-(-8)-0. SDSU: Hillman 29-178-4; Lockett 2-42-0; Muema 2-8-0; Young 2-3-1; Team 1-(-1)-0; Lindley 2-(-15)-0.

Passing (Comp.-Att.-Int., Yards, TDs): FS: Carr 19-35-1, 336, 2. SDSU: Lindley 21-40-0, 281, 0.

Receiving (No.-Yards-TDs): FS: Wylie 7-97-0; Saunders 3-105-1; Harper 3-35-1; Burse 2-71-0; Rouse 2-8-0; Johnson 1-11-0; Evans 1-9-0. SDSU: Escobar 6-125-0; Lockett 6-102-0; Denso 6-44-0; Young 2-8-0; Quigley 1-2-0.

TEAM STATS	FS	SDSU
First Downs	13	23
Rushes-Yards	28-48	38-215
Passing Yards	336	281
C-A-I	19-35-1	21-40-0
Total Offense	384	496
Fumbles-Lost	0-0	1-0
Penalties-Yards	10-75	3-26
Possession Time	30:28	29:32
Turnovers	1	0
Average Field Pos.	FS 25	SDSU 28

SAN DIEGO STATE UPDATED BIOS



► #26 MARCUS ANDREWS

DB, 6-0, 190, So.-1L

Los Angeles, Calif. (Crenshaw HS)

Logged starts in all 12 games this season at one of the Warrior spots ... Has played in all 25 games over his two-year career.

2011: Logged one solo tackle in the win over Cal Poly ... Recovered his first career fumble in the first quarter of the Army contest ... Forced his first career fumble and added

a season-best three tackles in the win over Washington St. ... One solo stop in the loss at Michigan ... Made his first start of the season and second of his career against TCU, tallying two tackles and a pass breakup ... Started again at Air Force, making a season-high four stops ... Also logged starts vs. Wyoming (two tackles), vs. New Mexico (one tackle), at Colorado State (one tackle) and vs. Boise State (one tackle) ... Had two tackles, including a TFL, and his first career interception at UNLV ... Made one stop vs. Fresno State.

2010: Appeared in all 13 contests, logging one start ... Had 33 tackles on the year and contributed five pass breakups, which were third most on the team ... Played his first career game against Nicholls, posting two solo tackles and a pass breakup as a reserve ... Had another PBU in the win over New Mexico State ... Three tackles and his third pass breakup of the year at No. 25 Missouri ... Three stops for the second game in a row against Utah State ... Doubled his previous high with six tackles in the loss at BYU ... Made four stops, including his first TFL, at New Mexico ... Three tackles and a PBU at Wyoming ... Had four tackles and a PBU vs. Colorado State ... Recorded two tackles with one TFL against TCU ... Made two stops vs. UNLV in his first career start.

2009: Redshirted his first season at SDSU.

High School: A first-team all-area and all-city defensive selection who had six interceptions his senior year, while adding 45 tackles at Crenshaw High School ... Earned all-Coliseum League honors with 36 tackles, five pass breakups, two picks and a fumble recovery during his 2007 junior campaign ... Rated as the 84th-best cornerback nationally in the 2009 class by *Scout.com*.

Personal: Born June 16, 1991, in Los Angeles, Calif. ... Son of Janet Andrews ... Also received a scholarship offer to play football at Washington ... Is a sociology major.

■ M. ANDREWS' CAREER STATISTICS

Career Statistics	G	UA-AT-TT	TFL-Yds.	Sacks	Int.	PBU	FF	FR
2010	13	20-13-33	1.5-5	0-0	0-0	5	0	0-0
2011	12	14-7-21	1-4	0-0	1-0	1	1	1-0
Totals	25	34-20-54	2.5-9	0-0	1-0	6	1	1-0

Career Highs: Tackles: 6 at BYU (10/9/10), at Missouri (9/18/10); TFL: 1.0 at UNLV (11/26/11), at TCU (11/13/10); INT: 1 at UNLV (11/26/11); PBU: 1, six times; FF: 1 vs. WSU (9/19/11); FR: 1 at Army (9/10/11).

2011 Highs: Tackles: 4 at AFA (10/13/11); TFL: 1.0 at UNLV (11/26/11); FF: 1 vs. WSU (9/19/11); INT: 1 at UNLV (11/26/11); PBU: 1 vs. TCU (10/8/11); FR: 1 at Army (9/10/11).

■ M. ANDREWS CAREER GAME-BY-GAME

	G	UA-AT-TT	TFL-Yds.	Sacks	Int.	PBU	FF	FR
NICHOLLS (9/4/10)	1	2-0-2	0-0	0-0	0-0	1	0	0-0
at NMSU (9/11/10)	1	0-1-1	0-0	0-0	0-0	1	0	0-0
at Missouri (9/18/10)	1	1-2-3	0-0	0-0	0-0	1	0	0-0
UTAH ST. (9/25/10)	1	1-2-3	0-0	0-0	0-0	0	0	0-0
at BYU (10/9/10)	1	4-2-6	0-0	0-0	0-0	0	0	0-0
AFA (10/16/10)	1	1-0-1	0-0	0-0	0-0	0	0	0-0
at UNM (10/23/10)	1	3-1-4	0.5-3	0-0	0-0	0	0	0-0
at WYO (10/30/10)	1	1-2-3	0-0	0-0	0-0	1	0	0-0
CSU (11/6/10)	1	2-0-2	0-0	0-0	0-0	1	0	0-0
at TCU (11/13/10)	1	2-0-2	1.0-2	0-0	0-0	0	0	0-0
UTAH (11/20/10)	1	2-2-4	0-0	0-0	0-0	0	0	0-0
UNLV (11/27/10)	1	1-1-2	0-0	0-0	0-0	0	0	0-0
NAVY (12/23/10)	1	0-0-0	0-0	0-0	0-0	0	0	0-0
CAL POLY (9/3/11)	1	1-0-1	0-0	0-0	0-0	0	0	0-0

at Army (9/10/11)	1	0-1-1	0-0	0-0	0-0	0	0	1-0
WSU (9/17/11)	1	2-1-3	0-0	0-0	0-0	0	1	0-0
at Mich (9/24/11)	1	1-0-1	0-0	0-0	0-0	0	0	0-0
TCU (10/8/11)*	1	1-1-2	0-0	0-0	0-0	1	0	0-0
at AFA (10/13/11)*	1	2-2-4	0-0	0-0	0-0	1	0	0-0
WYO (10/29/11)*	1	1-1-2	0-0	0-0	0-0	0	0	0-0
UNM (11/05/11)*	1	0-1-1	0-0	0-0	0-0	0	0	0-0
at CSU (11/12/11)*	1	1-0-1	0-0	0-0	0-0	0	0	0-0
BSU (11/19/11)*	1	2-0-2	0-0	0-0	0-0	0	0	0-0
at UNLV (11/26/11)*	1	2-0-2	1-4	0-0	1-0	0	0	0-0
Fresno St. (12/3/11)*	1	1-0-1	0-0	0-0	0-0	0	0	0-0

* = Game started



► #49 J.J. AUTELE

DL, 6-1, 235, Sr.-2L

Waipahu, Hawaii (Punahou HS)

Voted as one of the team's three captains ... A veteran, who gives the Aztecs speed on the edge ... Has started 14 games over his career.

2011: Starter against Cal Poly, making three solo tackles, including one for a loss of a yard ... Three stops with two of the solo variety at Army ... Three tackles, including one

for a loss, against Washington State ... Made three stops in the road game against Michigan ... Matched his career high with five tackles, including four solos, in the loss to TCU ... Made four stops at Air Force ... Had three tackles with a career-high 1.5 for a loss vs. Wyoming ... Had one tackle vs. New Mexico ... Had an assisted tackle at Colorado State before suffering an elbow injury that sidelined him for the rest of the game and the next two contests vs. Boise State and at UNLV ... Returned against Fresno State, making one unassisted tackle.

2010: Logged minutes in all 13 outings ... Tied for fifth on the team in sacks ... Was a reserve in the season-opener vs. Nicholls, but did not tally any tackles ... First stops of the year with two in the win at NMSU, also logging a tackle for a loss of a yard ... Combined with Logan Ketchum for the first sack of his career at No. 25 Missouri ... Played but did not record a stop against Utah State ... Career-best five tackles, including one for a loss, at BYU ... One solo stop in the upset of No. 23 Air Force and two assisted tackles in the victory at UNM ... Three tackles, including a sack for a loss of 10 yards, at Wyoming ... Assisted on one stop in the Poinsettia Bowl.

2009: Played in 11 of the team's 12 games, starting the final three vs. Wyoming, Utah and UNLV ... Logged 12 tackles, including one for a loss of four yards against TCU ... Career-best three stops at UNLV ... Two tackles in four other contests.

2008: One of two true freshmen to earn a start on the D-Line for SDSU ... Made his Aztec debut against TCU ... Logged his first career start in his second career game vs. Air Force ... First career tackle against the Falcons ... Reserve at New Mexico, making one solo stop ... Came off the bench against CSU ... Had one tackle at Wyoming, before injuring his knee ... Missed rest of the year with a torn ACL and MCL.

High School: Played both linebacker and defensive line at Punahou School, earning three letters and serving as team captain as a senior ... Rated the No. 9 prospect regardless of position in the state of Hawaii by *Scout.com* ... A 2007 first-team all-state defensive tackle by the *Honolulu Star Bulletin* and all-state honorable mention choice as a linebacker by the *Honolulu Advertiser* ... Named to the Interscholastic League of Honolulu's All-Star second team in 2007 at linebacker ... Played in the HUB Classic Senior Bowl ... Garnered his team's most inspirational award.

Personal: Born Feb. 26, 1990, in Honolulu, Hawaii ... Son of Sina and Jerry Holi ... Is an only child ... Father, Jerry, played college football ... Attended the same high school as former SDSU center Trask Iosefa ... Major is social science.

■ AUTELE'S CAREER STATISTICS

Career Statistics	G	UA-AT-TT	TFL-Yds.	Sacks	Int.	PBU	FF	FR
2008	4	2-1-3	0-0	0-0	0-0	0	0	0
2009	11	7-5-12	1.0-4	0-0	0-0	0	0	0
2010	13	8-7-15	3.5-13	1.5-10	0-0	0	0	0
2011	10	18-9-27	3.5-10	0-0	0-0	0	0	0
Totals	38	35-22-57	8.0-27	1.5-10	0-0	0	0	0

Career Highs: Tackles: 5 vs. TCU (10/8/11), at BYU (10/9/10); TFL: 1.5 vs. WYO (10/29/11); Sacks: 1.0 at WYO (10/30/10).

2011 Highs: Tackles: 5 vs. TCU (10/8/11); TFL: 1.5 vs. WYO (10/29/11)

■ AUTELE'S CAREER GAME-BY-GAME

	G	UA-AT-TT	TFL-Yds.	Sacks	Int.	PBU	FF	FR
CAL POLY (8/30/08)			Did Not Play					
at Notre Dame (9/6/08)			Did Not Play					
at San Jose St. (9/13/08)			Did Not Play					
IDAHO (9/27/08)			Did Not Play					
at TCU (10/4/08)	1	0-0-0	0-0	0-0	0-0	0	0	0-0
AFA (10/11/08)*	1	1-0-1	0-0	0-0	0-0	0	0	0-0
at UNM (10/18/08)	1	1-0-1	0-0	0-0	0-0	0	0	0-0
CSU (10/25/08)	1	0-0-0	0-0	0-0	0-0	0	0	0-0
at WYO (11/1/08)	1	0-1-1	0-0	0-0	0-0	0	0	0-0
at BYU (11/8/08)			Did Not Play					
UTAH (11/15/08)			Did Not Play					
UNLV (11/22/08)			Did Not Play					
at UCLA (9/5/09)	1	1-0-1	0-0	0-0	0-0	0	0	0-0
SO. UTAH (9/12/09)	1	0-0-0	0-0	0-0	0-0	0	0	0-0
at Idaho (9/19/09)	1	0-0-0	0-0	0-0	0-0	0	0	0-0
at AFA (9/26/09)	1	0-2-0	0-0	0-0	0-0	0	0	0-0
BYU (10/17/09)	1	0-0-0	0-0	0-0	0-0	0	0	0-0
at CSU (10/24/09)	1	0-0-0	0-0	0-0	0-0	0	0	0-0
UNM (10/31/09)	1	0-0-0	0-0	0-0	0-0	0	0	0-0
TCU (11/7/09)	1	2-0-2	1.0-4	0-0	0-0	0	0	0-0
WYO (11/14/09)*	1	1-1-2	0-0	0-0	0-0	0	0	0-0
at Utah (11/21/09)*	1	2-0-2	0-0	0-0	0-0	0	0	0-0
at UNLV (11/28/09)*	1	1-2-3	0-0	0-0	0-0	0	0	0-0
NICHOLLS (9/4/10)	1	0-0-0	0-0	0-0	0-0	0	0	0-0
at NMSU (9/11/10)	1	1-1-2	1.0-1	0-0	0-0	0	0	0-0
at Missouri (9/18/10)	1	0-1-1	0.5-0	0.5-0	0-0	0	0	0-0
UTAH ST. (9/25/10)	1	0-0-0	0-0	0-0	0-0	0	0	0-0
at BYU (10/9/10)	1	3-2-5	1.0-2	0-0	0-0	0	0	0-0
AFA (10/16/10)	1	1-0-1	0-0	0-0	0-0	0	0	0-0
at UNM (10/23/10)	1	0-2-2	0-0	0-0	0-0	0	0	0-0
at WYO (10/30/10)	1	3-0-3	1.0-10	1.0-10	0-0	0	0	0-0
CSU (11/6/10)	1	0-0-0	0-0	0-0	0-0	0	0	0-0
at TCU (11/13/10)	1	0-0-0	0-0	0-0	0-0	0	0	0-0
UTAH (11/20/10)	1	0-0-0	0-0	0-0	0-0	0	0	0-0
UNLV (11/27/10)	1	0-0-0	0-0	0-0	0-0	0	0	0-0
NAVY (12/23/10)	1	0-1-1	0-0	0-0	0-0	0	0	0-0
CAL POLY (9/3/11)*	1	3-0-3	1.0-1	0-0	0-0	0	0	0-0
at Army (9/10/11)*	1	2-1-3	0-0	0-0	0-0	0	0	0-0
WSU (9/17/11)*	1	3-0-3	1.0-1	0-0	0-0	0	0	0-0
at Mich (9/24/11)*	1	1-2-3	0-0	0-0	0-0	0	0	0-0
TCU (10/8/11)*	1	4-1-5	0-0	0-0	0-0	0	0	0-0
at AFA (10/13/11)*	1	2-2-4	0-0	0-0	0-0	0	0	0-0
WYO (10/29/11)*	1	1-2-3	1.5-8	0-0	0-0	0	0	0-0
UNM (11/05/11)*	1	1-0-1	0-0	0-0	0-0	0	0	0-0
at CSU (11/12/11)*	1	0-1-1	0-0	0-0	0-0	0	0	0-0
BSU (11/19/11)			Did not play - injured					
at UNLV (11/26/11)			Did not play - injured					
Fresno St. (12/3/11)*	1	1-0-1	0-0	0-0	0-0	0	0	0-0

* = Game started



▶ #54 DEMETRIUS BARKSDALE

LB, 6-3, 205, Sr.-2L
San Diego, Calif. (University City HS)

A local player, whose hard work has translated into significant playing time this season ... Former walk-on, who was granted a scholarship this past summer ... Has four career starts, all over his last four games.

2011: Recovered a fumble for a third year in a row, jump-

ing on a loose ball on a punt return vs. Cal Poly ... Forced his first career fumble in the win at Army ... Had two tackles, including a key sack on third down in the third quarter vs. Washington State ... One solo stop against Michigan ... Played vs. TCU, but did not log a stat ... Had a career-high seven tackles and 1.5 tackles for loss, and tied a career high with a sack at Air Force ... Played against Wyoming, but did not record a stat ... Made four stops (all solo) versus New Mexico ... Had two stops in his first career start at Colorado State ... Made five tackles, including a sack, and recovered a fumble in a start vs. Boise State ... Had three stops with 0.5 TFL at UNLV ... Made one tackle in a start vs. Fresno State.

2010: Played in every game with a career-high 33 tackles, three PBUs and 4.5 stops for a loss, which tied for fifth on the squad ... Recovered his second career fumble in the opener with Nicholls, while also contributing two tackles and a pass breakup ... One assisted stop in the win at NMSU and two tackles against No. 25 Missouri ... Best game of his career thus far with six tackles, highlighted by his first sack for a loss of 14 yards, in the victory vs. Utah State ... Three solo efforts and a TFL in the MWC opener with BYU ... Matched his season and career high with six tackles, including four solos, in the upset of No. 23 Air Force ... Half tackle for a loss of three yards and a PBU at New Mexico ... Two assisted efforts and another PBU in the win at Wyoming ... Had two stops, including a tackle for a loss of three yards vs. CSU ... Recorded four tackles at TCU ... Had two tackles, including a sack, versus UNLV ... Made one solo tackle in the bowl win over Navy.

2009: Played in the first 11 contests of his career, all as a reserve ... Made his debut in the second game of the year vs. Southern Utah ... First career tackle in his second outing vs. Idaho ... Two or more stops three times and had a tackle in each of the team's final five games ... Recovered a fumble in the fourth quarter of the win over New Mexico State ... Notched his first tackle for a loss of seven yards vs. New Mexico, resulting in a safety.

2008: Did not see any action.

2007: Redshirted his first year at SDSU.

High School: Attended University City High School in San Diego where he played on both sides of the ball as a wideout and defensive lineman ... First-team all-league on defense as a senior and second team as a junior ... Also competed in basketball and track and field for the Centurions ... *San Diego Union-Tribune* all-academic honoree.

Personal: Born June 8, 1989, in San Diego, Calif. ... Son of Carla Carter and Terry Barksdale ... Majoring in social science.

■ BARKSDALE'S CAREER STATISTICS

Career Statistics	G	UA-AT-TT	TFL-Yds.	Sacks	Int.	PBU	FF	FR
2009	11	8-3-11	1.0-7	0-0	0-0	0	0	1-0
2010	13	22-11-33	4.5-22	2.0-15	0-0	3	0	1-0
2011	12	19-8-27	4.0-20	3.0-17	0-0	0	1	2-0
Totals	45	49-22-71	9.5-49	5.0-32	0-0	3	1	4-0

Career Highs: Tackles: 7 at AFA (10/13/11); TFL: 1.5 at AFA (10/13/11); Sacks: 1.0, five times; PBU: 1, three times; FF: 1 at Army (9/10/11); FR: 1, four times.

2011 Highs: Tackles: 7 at AFA (10/13/11); TFL: 1.5 at AFA (10/13/11); Sacks: 1 vs. BSU (11/19/11), at AFA (10/13/11), vs. WSU (9/19/11); FF: 1 at Army (9/10/11); FR: 1 vs. BSU (11/19/11), vs. Cal Poly (9/3/11).

■ BARKSDALE'S CAREER GAME-BY-GAME

	G	UA-AT-TT	TFL-Yds.	Sacks	Int.	PBU	FF	FR
SO. UTAH (9/12/09)	1	0-0-0	0-0	0-0	0-0	0	0	0-0
at Idaho (9/19/09)	1	1-0-1	0-0	0-0	0-0	0	0	0-0
at AFA (9/26/09)	1	0-2-2	0-0	0-0	0-0	0	0	0-0
BYU (10/17/09)	1	0-0-0	0-0	0-0	0-0	0	0	0-0
at CSU (10/24/09)	1	0-0-0	0-0	0-0	0-0	0	0	0-0
UNM (10/31/09)	1	1-0-1	1.0-7	0-0	0-0	0	0	0-0
TCU (11/7/09)	1	1-0-1	0-0	0-0	0-0	0	0	0-0
WYO (11/14/09)	1	1-0-1	0-0	0-0	0-0	0	0	0-0
at Utah (11/21/09)	1	1-0-1	0-0	0-0	0-0	0	0	0-0
at UNLV (11/28/09)	1	2-0-2	0-0	0-0	0-0	0	0	0-0
NICHOLLS (9/4/10)	1	2-0-2	0-0	0-0	0-0	1	0	1-0
at NMSU (9/11/10)	1	0-1-1	0-0	0-0	0-0	0	0	0-0
at Missouri (9/18/10)	1	1-1-2	0-0	0-0	0-0	0	0	0-0
UTAH ST. (9/25/10)	1	4-2-6	1.0-14	1.0-14	0-0	0	0	0-0
at BYU (10/9/10)	1	3-0-3	1.0-1	0-0	0-0	0	0	0-0
AFA (10/16/10)	1	4-2-6	0-0	0-0	0-0	0	0	0-0

at UNM (10/23/10)	1	1-1-2	0.5-3	0-0	0-0	1	0	0-0
at WYO (10/30/10)	1	0-2-2	0-0	0-0	0-0	1	0	0-0
CSU (11/6/10)	1	2-0-2	1.0-3	0-0	0-0	0	0	0-0
at TCU (11/13/10)	1	3-1-4	0-0	0-0	0-0	0	0	0-0
UTAH (11/20/10)	1	0-0-0	0-0	0-0	0-0	0	0	0-0
UNLV (11/27/10)	1	1-1-2	1.0-1	0-0	0-0	0	0	0-0
NAVY (12/23/10)	1	1-0-1	0-0	0-0	0-0	0	0	0-0
CAL POLY (9/3/11)	1	1-0-1	0-0	0-0	0-0	0	0	1-0
at Army (9/10/11)	1	1-0-1	0-0	0-0	0-0	0	1	0-0
WSU (9/17/11)	1	2-0-2	1.0-4	0-0	0-0	0	0	0-0
at Mich (9/24/11)	1	1-0-1	0-0	0-0	0-0	0	0	0-0
TCU (10/8/11)	1	0-0-0	0-0	0-0	0-0	0	0	0-0
at AFA (10/13/11)	1	3-4-7	1.5-5	1.0-3	0-0	0	0	0-0
WYO (10/29/11)	1	0-0-0	0-0	0-0	0-0	0	0	0-0
UNM (11/05/11)	1	4-0-4	0-0	0-0	0-0	0	0	0-0
at CSU (11/12/11)*	1	1-1-2	0-0	0-0	0-0	0	0	0-0
BSU (11/19/11)*	1	4-1-5	1.0-10	1.0-10	0-0	0	0	1-0
at UNLV (11/26/11)*	1	1-2-3	0.5-1	0-0	0-0	0	0	0-0
Fresno St. (12/3/11)*	1	1-0-1	0-0	0-0	0-0	0	0	0-0

* = Game started



► #20 NAT BERHE

DB, 5-10, 185, So.-1L
Colton, Calif. (Colton HS)

An athletic defensive back who is having a fantastic season in his first year as a starter ... 2011 Midseason all-Mountain West first team by *Phil Steele's College Football Magazine*.

2011: Earned all-MW accolades as an honorable mention pick ... Starter at one of the warrior spots vs. Cal Poly, contributing three tackles ... Doubled his opening game effort with six stops at Army ... Three solo tackles and his first pass breakup of the year vs. Washington State ... Logged his second career interception in the third quarter against Michigan, while also adding six tackles ... Tied as the team's second-leading tackler vs. TCU with a then season high seven stops, including six solos, to go with a pass breakup ... Made three tackles at Air Force ... Had a season-high eight tackles in his first start as an Aztec against Wyoming ... Made five tackles in another start vs. New Mexico ... Had six tackles, including a career-high two for a loss, along with a forced fumble (first of his career) and an interception en route to earning MW Co-Defensive Player-of-the-Week honors ... Four tackles, 0.5 TFL's and a PBU vs. Boise State ... Had six stops and 0.5 TFL at UNLV ... Had a pass breakup against Fresno State.

2010: Competed in 12 of the 13 games, earning a pair of starts ... Was seventh on the team in tackles with 39, including 26 solo efforts ... Played his first collegiate game on defense and special teams vs. Nicholls, finishing with one solo stop ... Seven tackles, one TFL and recovered a fumble on punt coverage setting up an Aztec touchdown at New Mexico State ... Made two tackles and logged his first career PBU vs. No. 25 Missouri ... First career interception in the victory over Utah State, returning it 10 yards and also contributing four tackles ... Career high nine tackles with seven of those coming in the first half alone at BYU ... First career start in the upset of No. 23 Air Force ... Missed the Wyoming contest due to injury ... Career-high two PBUs and a pair of tackles vs. Colorado State ... Had three tackles and a PBU at TCU ... Made three stops vs. Utah ... Had three tackles against UNLV ... Made two solo stops as a starter in the win over Navy.

2009: Did not play as a true freshman.

High School: Led the Colton High Yellow Jackets to four consecutive San Andreas League championships ... A team captain in 2008 ... A three-time first-team all-San Andreas League selection ... A two-time first-team *Press-Enterprise* selection ... All-CIF defensive team in 2008 ... A two-time all-county selection ... Had 47 tackles (14 assisted) on the season and one interception as a senior ... Recorded a season-high 11 stops, including eight unassisted tackles against Cajon High ... Also had 32 rushes for 182 yards in 2008 ... Rated the No. 47 cornerback nationally by *Rivals* and the No. 83 cornerback prospect in America by *Scout.com* ... A two-year letter-winner in track and field ... Member of the National Honor Society.

Personal: Born July 6, 1991, in Fontana, Calif. ... Parents are Judy Berhe and Berhe Asfaha ... Brother, Tam, played football at Redlands ... Received scholarship offers from Minnesota, New Mexico and UTEP ... Full name is Natneal Berhe ... Is a public administration major.

■ BERHE'S CAREER STATISTICS

Career Statistics	G	UA-AT-TT	TFL-Yds.	Sacks	Int.	PBU	FF	FR
2010	12	26-13-39	1.0-2	0-0	1-10	4	0	1-0
2011	12	37-20-57	3.0-7	0-0	2-1	4	1	0-0
Totals	24	63-33-96	4.0-9	0-0	3-11	8	1	1-0

Career Highs: Tackles: 9 at BYU (10/9/10); TFL: 2.0 at CSU (11/12/11); INT: 1 at CSU (11/12/11), vs. Utah St. (9/25/10); PBU: 2 vs. CSU (11/6/10); FF: 1 at CSU (11/12/11); FR: 1 at NMSU (9/11/10).

2011 Highs: Tackles: 8 vs. WYO (10/29/11); TFL: 2.0 at CSU (11/12/11); INT: 1 vs. CSU (11/12/11), at Michigan (9/24/11); PBU: 1 vs. FS (12/3/11), vs. TCU (10/8/11), vs. WSU (9/17/11); FF: 1 at CSU (11/12/11); FR: 1 at NMSU (9/11/10).

■ BERHE'S CAREER GAME-BY-GAME

	G	UA-AT-TT	TFL-Yds.	Sacks	Int.	PBU	FF	FR
NICHOLLS (9/4/10)	1	1-0-1	0-0	0-0	0-0	0	0	0-0
at NMSU (9/11/10)	1	3-4-7	1.0-2	0-0	0-0	0	0	1-0
at Missouri (9/18/10)	1	1-1-2	0-0	0-0	0-0	1	0	0-0
UTAH ST. (9/25/10)	1	3-1-4	0-0	0-0	1-10	0	0	0-0
at BYU (10/9/10)	1	6-3-9	0-0	0-0	0-0	0	0	0-0
AFA (10/16/10)	1	2-0-2	0-0	0-0	0-0	0	0	0-0
at UNM (10/23/10)	1	0-2-2	0-0	0-0	0-0	0	0	0-0
at WYO (10/30/10)			Did Not Play					
CSU (11/6/10)	1	2-0-2	0-0	0-0	0-0	2	0	0-0
at TCU (11/13/10)	1	3-0-3	0-0	0-0	0-0	1	0	0-0
UTAH (11/20/10)	1	2-1-3	0-0	0-0	0-0	0	0	0-0
UNLV (11/27/10)	1	1-1-2	0-0	0-0	0-0	0	0	0-0
NAVY (12/23/10)	1	2-0-2	0-0	0-0	0-0	0	0	0-0
CAL POLY (9/3/11)*	1	2-1-3	0-0	0-0	0-0	0	0	0-0
at Army (9/10/11)*	1	5-1-6	0-0	0-0	0-0	0	0	0-0
WSU (9/17/11)*	1	3-0-3	0-0	0-0	0-0	1	0	0-0
at Mich (9/24/11)*	1	3-3-6	0-0	0-0	1-0	0	0	0-0
TCU (10/8/11)*	1	6-1-7	0-0	0-0	0-0	1	0	0-0
at AFA (10/13/11)*	1	0-3-3	0-0	0-0	0-0	0	0	0-0
WYO (10/29/11)*	1	6-2-8	0-0	0-0	0-0	0	0	0-0
UNM (11/5/11)*	1	3-2-5	0-0	0-0	0-0	0	0	0-0
at CSU (11/12/11)*	1	3-3-6	2.0-6	0-0	1-1	0	1	0-0
BSU (11/19/11)*	1	3-1-4	0.5-0	0-0	0-0	1	0	0-0
at UNLV (11/26/11)*	1	3-3-6	0.5-1	0-0	0-0	0	0	0-0
Fresno St. (12/3/11)*	1	0-0-0	0-0	0-0	0-0	1	0	0-0

* = Game started



► #9 MILES BURRIS

LB, 6-3, 235, Sr.-3L
Granite Bay, Calif. (Granite Bay HS)

Is one of the best linebackers on the entire West Coast ... Hard-nosed and relentless, and always seems to be around the ball ... 2010 SDSU Student-Athlete of the Year ... Three-time MW all-academic honoree ... 2011 preseason first-team all-conference by *Athlon Sports*, *Blue Ribbon*, *Lindy's Sports*, *Phil Steele and Sporting News* ... Rated No. 7 nationally at his position by *Lindy's* ... Has played in 49 consecutive contests, starting the last 37 ... Midseason all-MW first team by *Phil Steele*.

2011: Voted as one of the team's three captains ... Earned first-team all-Mountain West, the first Aztec linebacker with back-to-back first-team selections since Kirk Morrison did so from 2002-04 ... National watch list candidate for the Butkus, Lombardi and Nagurski Awards ... Semifinalist for the Walter V. Campbell Trophy ... Started his 26th straight outing vs. Cal Poly, tying for the team lead with six tackles, including two for a loss and a sack ... Had six stops at Army, while also recovering a fumble for the first time in his career ... Recorded a sack for a loss of eight yards, totaling four tackles in all against Washington State ... Matched a career and team season high with 10 tackles, including seven in the second half, at No. 22/21 Michigan ... Also added two stops for a loss against the Wolverines ... Had 1.5 tackles for loss, including a 14-yard sack, while also recovering his second fumble of the season against TCU ... Had a team-high eight tackles and a season-high 2.5 tackles for a loss at Air Force ... Had a sack for an eight-yard loss vs. Wyoming ... Nine stops, including 2.5 for a loss and a sack vs. New Mexico ... Had six tackles, with three for a loss along with a sack and a fumble recovery at Colorado State ... Made six stops, including 0.5 TFL's, and had his first career PBU vs. Boise State ... Made five tackles with 1.0

TFL at UNLV ... Had six tackles, including two sacks against Fresno State ... Leads the league and is eighth in the country with 1.58 tackles for loss per game.

2010: Named a first-team all-Mountain West Conference selection by the coaches and by *Phil Steele Magazine* ... Team co-defensive player of the year ... Led the MWC in sacks (t-22nd nationally) and tackles for a loss (t-11th) and was second in fumbles forced (t-15th) ... In league-only outings, had four more tackles for loss and two more sacks than any other MWC player ... His 9.5 sacks tied for seventh in Aztec season history and are the most by an SDSU player since 1999 ... Ranked No. 1 on the team in tackles with 80 ... Made his 13th consecutive start at linebacker in the opener, coming away with four tackles, including one for a loss of seven yards ... Tied for team game high in tackles with eight at New Mexico State ... Forced his first career fumble in the fourth quarter at No. 25 Missouri, while also adding 1.5 tackles for loss ... Tallied a sack in the win over Utah State ... Standout effort in the MWC opener with BYU recording a pair of sacks, forcing a fumble and ending up with six tackles overall ... Reached the 100-career tackle mark against the Cougars ... Four stops in the win over No. 23 Air Force ... SDSU's leading tackler at New Mexico, posting eight with two TFLs and a sack ... Another sack at Wyoming, logging four solo tackles overall ... Had a monster game vs. CSU, posting career-high marks in tackles (10), sacks (2.0, tied), tackles for loss (4.0) and forced fumbles (2) to earn MWC defensive player-of-the-week honors ... Recorded nine tackles, including two for a loss and a sack at TCU ... Had a game-high eight tackles vs. Utah ... Recorded a team-best seven tackles, including 3.5 for a loss and 1.5 sacks, against UNLV ... Made six total tackles with one TFL in the Poinsettia Bowl win over Navy.

2009: Was SDSU's second-leading tackler with a career-high 58 stops ... Third on the team in tackles for loss with 6.0 ... Played and started all 12 contests ... Accounted for four solo tackles, including one for a loss of a yard vs. UCLA ... Five stops, two TFLs and his first career sack against Southern Utah ... Four tackles with a half sack at Idaho ... Career high in tackles with nine against Air Force ... Two stops in the win over NMSU and five vs. BYU ... Four tackles in the victory at CSU ... Three solo efforts against New Mexico ... Had four solo stops vs. TCU ... Recorded a team-best seven tackles (six solo) and a TFL vs. Wyoming ... Six stops in the season finale at UNLV.

2008: Saw his first playing time against Cal Poly and Notre Dame on special teams ... First career tackle at San Jose State ... Career-high three stops against Idaho ... Five tackles and his first TFL in his most extensive action on defense at TCU ... Then career-best six stops as a reserve at New Mexico ... One solo tackle at Wyoming ... Two assisted stops and a half tackle for loss at BYU ... One solo effort in the win over UNLV.

2007: Team's defensive scout player of the year while using his redshirt season.

High School: Was a two-time all-Metropolitan League selection and captured Granite Bay High School's defensive player-of-the-year award following his junior and senior campaigns ... In 2006, he recorded 120 tackles and added 6.5 sacks to become Granite Bay's all-time leading tackler ... His junior season saw him tally 90 stops, including three sacks, and recover four fumbles ... Ranked as the nation's 30th-best inside linebacker prospect by *Rivals.com*.

Personal: Born June 27, 1988, in Roseville, Calif. ... Son of Jim and Donna Burris ... Father played football at Oregon State ... Is a business management major.

■ BURRIS' CAREER STATISTICS

Career Statistics	G	UA-AT/TT	TFL-Yds.	Sacks	Int.	PBU	FF	FR
2008	12	11-8-19	1.5-2	0-0	0-0	0	0	0-0
2009	12	30-28-58	6.0-14	1.5-9	0-0	0	0	0-0
2010	13	54-26-80	20.0-104	9.5-61	0-0	0	4	0-0
2011	12	45-27-72	19.0-81	8.0-60	0-0	1	0	3-0
Totals	49	140-89-229	46.5-201	19.0-130	0-0	1	4	3-0

Career Highs: Tackles: 10 at Michigan (9/24/11), vs. CSU (11/6/10); TFL: 4.0 vs. CSU (11/6/10); Sack: 2.0, three times; PBU: 1 vs. BSU (11/19/11); FF: 2 vs. CSU (11/6/10); FR: 1 at CSU (11/12/11), vs. TCU (10/8/11), at Army (9/10/11).

2011 Highs: Tackles: 10 at Michigan (9/24/11); TFL: 3.0 at CSU (11/12/11); Sack: 2.0 vs. FS (12/3/11); PBU: 1 vs. BSU (11/19/11); FR: 1 at CSU (11/12/11), vs. TCU (10/8/11), at Army (9/10/11).

■ BURRIS' CAREER GAME-BY-GAME

	G	UA-AT/TT	TFL-Yds.	Sacks	Int.	PBU	FF	FR
CAL POLY (8/30/08)	1	0-0-0	0-0	0-0	0-0	0	0	0-0
at ND (9/6/08)	1	0-0-0	0-0	0-0	0-0	0	0	0-0
at SJSU (9/13/08)	1	1-0-1	0-0	0-0	0-0	0	0	0-0
IDAHO (9/27/08)	1	2-1-3	0-0	0-0	0-0	0	0	0-0
at TCU (10/4/08)	1	3-2-5	1.0-1	0-0	0-0	0	0	0-0
AFA (10/11/08)	1	0-0-0	0-0	0-0	0-0	0	0	0-0
at UNM (10/18/08)	1	3-3-6	0-0	0-0	0-0	0	0	0-0
CSU (10/25/08)	1	0-0-0	0-0	0-0	0-0	0	0	0-0
at WYO (11/1/08)	1	1-0-1	0-0	0-0	0-0	0	0	0-0
at BYU (11/8/08)	1	0-2-2	0.5-1	0-0	0-0	0	0	0-0
UTAH (11/15/08)	1	0-0-0	0-0	0-0	0-0	0	0	0-0
UNLV (11/22/08)	1	1-0-1	0-0	0-0	0-0	0	0	0-0
at UCLA (9/5/09)*	1	4-0-4	1.0-1	0-0	0-0	0	0	0-0
SUU (9/12/09)*	1	2-3-5	2.0-5	1.0-4	0-0	0	0	0-0
at Idaho (9/19/09)*	1	2-2-4	0.5-5	0.5-5	0-0	0	0	0-0
at AFA (9/26/09)*	1	1-8-9	0-0	0-0	0-0	0	0	0-0
NMSU (10/3/09)*	1	1-1-2	0-0	0-0	0-0	0	0	0-0
BYU (10/17/09)*	1	4-1-5	1.0-1	0-0	0-0	0	0	0-0
at CSU (10/24/09)*	1	2-2-4	0.5-0	0-0	0-0	0	0	0-0
UNM (10/31/09)*	1	3-0-3	0-0	0-0	0-0	0	0	0-0
TCU (11/7/09)*	1	4-1-5	0-0	0-0	0-0	0	0	0-0
WYO (11/14/09)*	1	6-1-7	1.0-2	0-0	0-0	0	0	0-0
at UTAH (11/21/09)*	1	0-4-4	0-0	0-0	0-0	0	0	0-0
at UNLV (11/28/09)*	1	1-5-6	0-0	0-0	0-0	0	0	0-0
NICHOLLS (9/4/10)*	1	3-1-4	1.0-7	0-0	0-0	0	0	0-0
at Missouri (9/11/10)*	1	3-5-8	0.5-1	0-0	0-0	0	0	0-0
at Missouri (9/18/10)*	1	2-2-4	1.5-3	0-0	0-0	0	1	0-0
UTAH ST. (9/25/10)*	1	1-1-2	1.0-6	1.0-6	0-0	0	0	0-0
at BYU (10/9/10)*	1	4-2-6	2.0-12	2.0-12	0-0	0	1	0-0
AFA (10/16/10)*	1	0-4-4	0-0	0-0	0-0	0	0	0-0
at UNM (10/23/10)*	1	6-2-8	2.0-2	1.0-1	0-0	0	0	0-0
at WYO (10/30/10)*	1	4-0-4	1.0-6	1.0-6	0-0	0	0	0-0
CSU (11/6/10)*	1	9-1-10	4.0-35	2.0-18	0-0	0	2	0-0
at TCU (11/13/10)*	1	8-1-9	2.0-14	1.0-11	0-0	0	0	0-0
UTAH (11/20/10)*	1	4-4-8	0.5-1	0.0-0	0-0	0	0	0-0
UNLV (11/27/10)*	1	5-2-7	3.5-9	1.5-7	0-0	0	0	0-0
NAVY (12/23/10)*	1	5-1-6	1.0-8	0-0	0-0	0	0	0-0
CAL POLY (9/3/11)*	1	5-1-6	2.0-8	1.0-7	0-0	0	0	0-0
at ARMY (9/10/11)*	1	2-4-6	0-0	0-0	0-0	0	0	1-0
WSU (9/17/11)*	1	2-2-4	1.0-8	1.0-8	0-0	0	0	0-0
at Mich (9/24/11)*	1	7-3-10	2.0-4	0-0	0-0	0	0	0-0
TCU (10/8/11)*	1	1-3-4	1.5-15	1.0-14	0-0	0	0	1-0
at AFA (10/13/11)*	1	4-4-8	2.5-5	0-0	0-0	0	0	0-0
WYO (11/29/11)*	1	2-0-2	1.0-8	1.0-8	0-0	0	0	0-0
UNM (11/5/11)*	1	5-4-9	2.5-9	1.0-3	0-0	0	0	0-0
at CSU (11/12/11)*	1	6-0-6	3.0-4	1.0-2	0-0	0	0	1-0
BSU (11/19/11)*	1	4-2-6	0.5-1	0-0	0-0	1	0	0-0
at UNLV (11/26/11)*	1	2-3-5	1.0-1	0-0	0-0	0	0	0-0
Fresno St. (12/3/11)*	1	5-1-6	2.0-18	2.0-18	0-0	0	0	0-0

* = Game started



▶ #11 BRANDON DAVIS

DB, 6-2, 190, Sr.
Oakland, Calif. (Castlemont HS)

Is a tall, physical presence in the defensive backfield ... Started in the secondary in 2009-10, before missing games this season with a suspension and injuries ... Also returns kickoffs.

2011: Made his season debut at Army, recording two tackles ... Returned from a neck injury to play against TCU ...

Returned a kickoff 98 yards for a TD at Air Force ... It was the program's longest since 1982 and tied for the fourth-longest in school history ... Had four kickoff returns for 59 yards vs. Wyoming ... Made a season-high three tackles vs. New Mexico ... Had a 34-yard kickoff return at Colorado State and made two tackles ... Returned three kickoffs vs. Boise State ... Missed the UNLV game with an injury ... Had five kickoff returns for 94 yards against Fresno State.

2010: Starter at warrior and was the team's primary kick returner ... Played in 12 of 13 outings, starting 10 on occasions ... Had 36 tackles with 24 of

those being solos ... Made four stops at New Mexico State and also contributed a 36-yard kickoff return ... Three solo tackles at No. 25 Missouri ... Four stops against Utah State, including a sack for a loss of eight yards and a PBU ... Made five tackles with one behind the line of scrimmage and added a PBU and two kickoff returns for 38 yards at BYU ... A reserve on defense, but did return four kickoffs for 92 yards (23.0 ypr.) with a long of 32 vs. No. 23 Air Force ... Outstanding evening as a kick returner at New Mexico, averaging 30.5 yards a return, including a career-long 37-yard effort ... SDSU's top tackler at Wyoming, posting six and a pass breakup ... Recorded four tackles (all solo) vs. Colorado State and made four stops at TCU ... Missed the UNLV game with an ankle injury ... Assisted on three tackles against Navy.

2009: Logged minutes in 11 of the team's 12 games, starting eight outings ... Led SDSU in PBUs with five ... First career starts at the warrior position against UCLA and Southern Utah ... Posted two tackles and forced his first career fumble vs. the Bruins ... Also tallied a pair of stops in the win over the Thunderbirds ... Reserve at Idaho, making one kick return for 19 yards before missing most of the game due to injury ... Did not play against Air Force (inj.) ... Returned as a starter vs. NMSU, contributing three tackles, including his first career sack ... Tripled his previous career high the next game against BYU with nine tackles, a TFL and a PBU ... Tied his career best and tied for the team game-high with nine tackles to go with two PBUs in the win over New Mexico ... Earned the start against TCU and made one tackle ... Started vs. Wyoming and had three stops (two solo) ... Also started at Utah (three tackles) ... Had a pair of PBUs in the finale with UNLV.

2008: Practiced on both offense and defense ... Played in the final 11 games, primarily on special teams ... First game as an Aztec was at Notre Dame, tallying an assisted tackle ... Had two solo efforts against Idaho ... One tackle vs. Air Force and at BYU ... Ended the season with five stops ... Offensively, had two carries for five yards in the season-ending win over UNLV.

2007: Did not play as a true freshman.

High School: Coached by Amin Denny at Castlemont High School ... Ranked No. 8 in the *Contra Costa Times'* "Cream of the Crop" poll, which lists the top-20 football recruits in the East Bay ... *Rivals.com* rated him as the No. 59 safety prospect and a three-star recruit ... In 2006, was first-team all-city and all-East Bay in leading the Knights to an 8-3 mark ... Team MVP as a junior and second-team all-city selection.

Personal: Born April 16, 1989, in Oakland, Calif. ... Son of Elvina Moody and the late James Davis ... Is an urban studies major.

■ DAVIS' CAREER STATISTICS

Career Statistics	G	UA-AT-TT	TFL-Yds.	Sacks	Int.	PBU	FF	FR
2008	11	2-3-5	0-0	0-0	0-0	0	0	0
2009	11	26-7-33	2.0-13	1.0-8	0-0	5	1	0
2010	12	24-12-36	2.0-9	1.0-8	0-0	3	0	0
2011	8	4-3-7	0-0	0-0	0-0	0	0	0
Totals	42	56-25-81	4.0-22	2.0-16	0-0	8	1	0

Kick Returns	Att.	Yds.	TD	Avg.	Long
2009	3	53	0	17.7	20
2010	22	490	0	22.3	37
2011	15	353	1	23.5	98
Totals	40	849	1	21.2	98

Career Highs: Tackles: 9 vs. UNM (10/31/09), vs. BYU (10/17/09); TFL: 1.0, four times; Sacks: 1.0 vs. USU (9/25/10), vs. NMSU (10/3/09); PBU: 2 at UNLV (11/28/09); vs. UNM (10/31/09); FF: 1 at UCLA (9/5/09); Long Kickoff Return: 98 at AFA (10/13/11); Kickoff Return TD: 1 at AFA (10/13/11).

2011 Highs: Tackles: 3 vs. UNM (11/5/11); Long Kickoff Return: 98 at AFA (10/13/11); Kickoff Return TD: 1 at AFA (10/13/11).



► #10 DYLAN DENSO

WR, 6-2, 210, So.-1L
Dana Point, Calif. (Dana Hills HS)

Walk-on wideout who is having a breakout season ... Has started 11 of the team's 12 games at the 'Z' wide receiver slot ... SDSU scholar-athlete and 2010 MWC all-academic selection.

2011: Walk-on who got his first career start against Cal Poly ... Finished the victory over the Mustangs with four catches for 66 yards, including two touchdowns on receptions of three and

33 yards ... Made only one catch at Army with it going for 13 yards ... Team's leading receiver against Washington State with four grabs for 61 yards, including a long of 25 ... Set a career and season high with his seven catches for 77 yards at No. 22/21 Michigan ... Made three grabs for 35 yards against TCU ... Had five catches for a career-high 83 yards at Air Force... Played, but did not record any catches against Wyoming ... Had five catches for 71 yards vs. New Mexico ... Did not make a catch at Colorado State ... Tied his career high with seven catches for 51 yards vs. Boise State ... Had two catches for 24 yards, including a 6-yard TD pass at UNLV ... Caught six balls for 44 yards against Fresno State.

2010: Participated in all 13 contests on offense as well as special teams ... Caught four passes for 39 yards (9.8 ypc.) with a long of 12 yards ... Also made a pair of tackles ... Made his collegiate debut vs. Nicholls ... First catch as an Aztec went for 11 yards in the win at New Mexico State ... Had an eight-yard reception vs. Utah State and his long of the season for 12 yards at BYU ... Final catch was for eight yards in the Poinsettia Bowl win over Navy.

2009: Did not play his first season on The Mesa.

High School: Lettered three times at Dana Hills High School in Dana Point, Calif. ... As a senior, served as team captain and was tabbed first-team all-league ... Two-time winner of his team's offensive MVP and wide receiver awards ... Second-team all-conference his junior campaign ... Played lacrosse for the Dolphins his junior year and was first-team all-league.

Personal: Born July 7, 1990, in Dana Point, Calif. ... Son of Debbie and Chuck Denso ... Parents both attended San Diego State ... Majoring in business.

■ DENSO'S CAREER STATISTICS

Career Statistics	Receiving				
	G	No.	Yds.	TD	Avg.
2010	13	4	39	0	9.8
2011	12	44	525	3	11.9
Totals	25	48	564	3	11.8

Career/2011 Highs: Receptions: 7 vs. BSU (11/19/11), at Michigan (9/24/11); Receiving Yards: 83 at AFA (10/13/11); Receiving TDs: 2 vs. Cal Poly (9/3/11); Long Reception: 33 at AFA (10/13/11), vs. Cal Poly (9/3/11).

■ DENSO'S CAREER GAME-BY-GAME

	Receiving			
	No.	Yds.	TD	Avg.
NICHOLLS (9/4/10)	0	0	0	0.0
at NMSU (9/11/10)	1	11	0	11.0
at Missouri (9/18/10)	0	0	0	0.0
UTAH ST. (9/25/10)	1	8	0	8.0
at BYU (10/9/10)	1	12	0	12.0
AFA (10/16/10)	0	0	0	0.0
at UNM (10/23/10)	0	0	0	0.0
at WYO (10/30/10)	0	0	0	0.0
CSU (11/6/10)	0	0	0	0.0
at TCU (11/13/10)	0	0	0	0.0
UTAH (11/20/10)	0	0	0	0.0
UNLV (11/27/10)	0	0	0	0.0
NAVY (12/23/10)	1	8	0	8.0
CAL POLY (9/3/11)*	4	66	2	16.5
at Army (9/10/11)*	1	13	0	13.0
WSU (9/17/11)*	4	61	0	15.3
at Mich (9/24/11)*	7	77	0	11.0
TCU (10/8/11)*	3	35	0	11.7
at AFA (10/13/11)*	5	83	0	16.6
WYO (10/29/11)*	0	0	0	0.0
UNM (11/5/11)*	5	71	0	14.2
at CSU (11/12/11)*	0	0	0	0.0
BSU (11/19/11)*	7	51	0	7.3
at UNLV (11/26/11)*	2	24	1	12.0
Fresno St. (12/3/11)*	6	44	0	7.3

* = Game started



► #6 ADAM DINGWELL

QB, 6-4, 205, Fr.-RS
Rockwall, Texas (Rockwall HS)

Athletic, duel-threat quarterback who impressed during spring drills and has been the backup on the depth chart the entire season.

2011: Made his collegiate debut in the fourth quarter vs. Cal Poly, attempting one pass ... Was in on the final play against Air Force ... Quarterbacked the final drive in

SDSU's 35-7 win over New Mexico.

2010: Utilized his redshirt campaign ... SDSU's offensive scout player of the year.

High School: As a senior, completed 123-of-201 passes (61.2 percent) for 1,665 yards with 10 touchdowns and six interceptions at Rockwall High ... In his junior campaign, was 135-for-217 (62.2 percent) for 1,833 yards with 16 touchdowns and six interceptions ... Produced one of the nation's top games when he went 23-of-37 for 325 yards against Pearce High ... Earned his team's most outstanding contribution award and was also named the most conscientious player as a senior (voted on by coaches and players) ... Took part in SDSU's football camp prior to his senior season ... Nominated for *ESPN/FCA Athlete of the Month* honor ... Played tight end as a sophomore ... A two-star recruit by *Rivals.com* ... Lettered in baseball, basketball and track ... Member of the state champion baseball squad in 2006 and was basketball team captain as a senior ... Was a member of the National Honor Society.

Personal: Born Oct. 20, 1991, in Dallas, Texas ... Son of Rod and Mary Dingwell ... Also considered Utah, TCU, Baylor, UTEP, Western Kentucky and Kansas St. ... Is a business major.

■ DINGWELL'S CAREER STATISTICS

Career Statistics	G	Att.	Com.	INT	Yds.	TDs	Eff.	Tot. Off.
2011	3	1	0	0	0	0	0.00	0

Career/2011 Highs: Attempts: 1 vs. Cal Poly (9/3/11).



► #60 TOMMIE DRAHEIM

OL, 6-4, 290, Sr.-2L
Lakeside, Calif. (El Capitan HS)

Versatile offensive lineman, who has played both tackle and center ... Started 32 contests, including 29 consecutive games ... Switched from center to tackle during 2009 spring drills ... Teammate of quarterback Ryan Lindley at El Capitan ... 2011 preseason all-MWC first team by *Lindy's Sports* and second team by *Phil Steele*.

2011: Named a first-team all-Mountain West pick, the first Aztec on the first team since Brendan Darby in 2003 ... Started his 21st career outing (18th straight) vs. Cal Poly at left tackle ... Starter again at Army and against Washington State, Michigan, TCU, Air Force, Wyoming, New Mexico, at Colorado State, vs. Boise State, at UNLV and vs. Fresno State.

2010: Starter at left tackle in all 13 games ... Had a tackle at Wyoming on an INT return.

2009: Played in nine contests, starting on seven occasions ... One of four Aztecs to earn a start in their first collegiate game on Sept. 5 at UCLA ... Starter in the next two games vs. Southern Utah and Idaho ... Was a reserve at tackle at Air Force and against New Mexico ... Regained his starting slot in the final four contests ... SDSU scholar-athlete in fall 2009.

2008: Suffered a shoulder injury during the summer and did not see any action.

2007: Did not play, utilizing his redshirt year.

High School: Played at center and defensive tackle as a senior at El Capitan High, helping the Vaqueros to 10-0 regular season record and a berth in the CIF section playoffs ... Was an all-CIF and all-state (medium schools) pick on offense in 2006 ... Second-team all-league as a junior ... Won two letters as a thrower on the track and field squad ... Honor roll student.

Personal: Born Dec. 23, 1988, in Kennewick, Wash. ... Son of Tamura and Damon Draheim ... Received his bachelor's degree in public administration and is currently taking courses toward a master's degree in educational leadership.



► #68 NIK EMBERNATE

OL, 6-4, 300, Jr.-2L
Yucaipa, Calif. (Yucaipa HS)

Aggressive offensive lineman, who has started 32 outings for his career ... 2011 preseason all-MW second team by *Lindy's Sports*, *Phil Steele* and *Athlon Sports* ... 2011 midseason all-MW second team by *Phil Steele*.

2011: Starter at right guard for the 22nd consecutive contest in the win over Cal Poly ... In the starting lineup at

Army and against Washington State, Michigan, TCU, at Air Force, vs. Wyoming and vs. New Mexico ... Missed the Colorado State game with an injury, ending a streak of 29 consecutive contests with a start ... Came back to start vs. Boise State, at UNLV and vs. Fresno State.

2010: Started all 13 outings at right guard.

2009: Part of the 2008 recruiting class, who enrolled at SDSU in time for the 2009 spring semester ... Did not play in the team's first four contests ... Starter in his first career game in the win over New Mexico State at right guard ... Also a starter vs. BYU, Colorado State, New Mexico, TCU, Wyoming, Utah and UNLV ... Received the team's outstanding freshman award.

High School: A two-time first-team all-county selection at Yucaipa High School under coach Scott Pearne ... Helped the Thunderbirds to a 7-4 overall record and a third-place league finish as a senior ... Anchored an offensive line that helped the team rush for over 240 yards in an outing in 2007 and advance to the playoffs for the second year in a row ... Citrus Belt all-league first-team honoree each of his final two seasons ... First-team all-area by the *Press Enterprise* in 2007 ... Two-time captain ... Member of the inland all-star team at the inaugural Southern California Bowl ... Also competed in track and field, throwing the shot put and discus ... League champ in the shot put as a junior.

Personal: Born Nov. 3, 1990, in Fontana, Calif. ... Son of Mathew Embernate and Valerie Monroe ... Is a social science major.



► #88 GAVIN ESCOBAR

TE, 6-6, 245, So.-1L
R. Santa Margarita, Calif. (S. Margarita Catholic HS)

One of the top tight ends in the country ... His 59.17 receiving yards per game are teth third most in the nation among tight ends ... Freshman All-American in his first collegiate season in 2010 ... Huge target, who has great hands and is hard to bring down ... Has earned 2011 preseason all-MW honors by *Lindy's Sports* (first team),

Athlon Sports (second team) and *Phil Steele* (second team) ... 2011 midseason all-MW first team ... SDSU scholar-athlete.

2011: On the Mackey Award Watch List ... Named a first-team all-MW pick ... Has 47 catches and the 710 yards, which are the most by a San Diego State tight end since Kerry Reed-Martin (49 receptions, 719 yards) in 1987 ... Hauled in his fifth career touchdown in the season-opening win over Cal Poly ... Overall, had four catches for 36 yards as a starter against the Mustangs ... Reserve at Army, but did not make a reception ... Career-best two touchdowns with both coming in the second half of the win over WSU, ending with four grabs for 58 yards ... Made a season-high five catches as a starter at Michigan, compiling 64 receiving yards, including a season-long 30-yard effort ... Was the team's leading receiver vs. TCU, logging three receptions for a career-high 68 yards and a touchdown ... One of his catches vs. the Horned Frogs went for a season-long 39 yards ... Logged playing time at Air Force, but did not record a stat ... Had a career-high 95 receiving yards and a TD catch vs. Wyoming, including a season-long 44-yard catch, despite playing with a broken hand ... Caught three balls for 25 yards vs. New Mexico ... Had game highs of six receptions and 58 yards at Colorado State ... The six catches matched a career high ... Had a career game against Boise State, setting career bests with eight catches, 113 yards and two touchdowns (tied) ... Caught four passes for 68 yards at UNLV ... Had his second 100-yard receiving game of his career against Fresno State, hauling in six catches for 125 yards.

2010: Second-team freshman All-American by *Rivals.com*, *CollegeFootballNews.com* and *Phil Steele.com* ... Named a second-team all-Mountain West Conference pick ... Played in all 13 contests, starting the last 12 ... Had 19 receptions for either first downs or touchdowns in 2010 ... His 29 catches and four TDs on the year were third on the team ... Played in his

first career game as an Aztec, logging his first career catch for 27 yards in the opening win over Nicholls ... First career start and first career touchdown at New Mexico State ... Ended the win over the Aggies with two catches for 33 yards, including a 14-yard TD reception in the first quarter ... Starter again at No. 25 Missouri, posting a pair of catches to go with a tackle ... Two grabs for 57 yards as a starter vs. Utah State ... His career-long 45-yard reception in the first quarter set up the team's second touchdown ... Only catch at BYU was a one-yard TD on a critical fourth-down play ... Second consecutive game with a touchdown, making a spectacular one-handed catch for an eight-yard score in the second half vs. No. 23 Air Force ... Reception was rated No. 2 on ESPN's top plays of the day ... Two catches for 11 yards in the win at New Mexico ... Had a career-high and team-high four receptions for 42 yards vs. Colorado State ... Bettered his career high with six catches for 62 yards against Utah, including a 14-yard touchdown ... Caught four balls for 42 yards vs. UNLV ... Made three grabs for 24 yards against Navy.

2009: Did not see any action in his first year on campus.

High School: Standout at Santa Margarita Catholic High School in Orange County ... A 2008 Trinity League second-team selection on offense after grabbing 37 receptions for 492 yards and six scores ... Had seven receptions for 130 yards against St. Bonaventure, the eventual state Division III champion ... Named the player of the game for his performance ... As a junior, caught 11 passes for 163 yards (14.8 yards per catch) ... Listed as the No. 79 tight end nationally by Scout.com ... A preseason "Senior to Watch" by ocvarsity.com ... Ranked No. 20 on the "Top 20 O.C. Recruits for Class of 2009" list by ocvarsity.com ... Also competed in basketball.

Personal: Born Feb., 3, 1991, in New York, N.Y. ... Son of Harry and Erin Escobar ... Committed to SDSU early in the recruiting process ... Received interest from Utah and Boise State ... Is studying public administration.

■ ESCOBAR'S CAREER STATISTICS

Career Statistics	Receiving				
	G	No.	Yds.	TD	Avg.
2010	13	29	323	4	11.1
2011	12	47	710	7	15.1
Totals	25	76	1,033	11	13.6

Career Highs: Receptions: 8 vs. BSU (11/19/11); Receiving Yards: 125 vs. FS (12/3/11); Receiving TDs: 2 vs. BSU (11/19/11), vs. WSU (9/19/11); Longest Reception: 55 vs. FS (12/3/33).

2011 Highs: Receptions: 8 vs. BSU (11/19/11); Receiving Yards: 125 vs. FS (12/3/11); Receiving TDs: 2 vs. BSU (11/19/11), vs. WSU (9/19/11); Longest Reception: 55 vs. FS (12/3/33).

■ ESCOBAR'S CAREER GAME-BY-GAME

	Receiving			
	No.	Yds.	TD	Avg.
NICHOLLS (9/4/10)	1	27	0	27.0
at NMSU (9/11/10)*	2	33	1	16.5
at Missouri (9/18/10)*	2	5	0	2.5
UTAH ST. (9/25/10)*	2	57	0	28.5
at BYU (10/9/10)*	1	1	1	1.0
AFA (10/16/10)*	1	8	1	8.0
at UNM (10/23/10)*	2	11	0	5.5
at WYO (10/30/10)*	1	8	0	8.0
CSU (11/6/10)*	4	42	0	10.5
at TCU (11/13/10)*	0	0	0	0.0
UTAH (11/20/10)*	6	65	1	10.8
UNLV (11/27/10)*	4	42	0	10.5
NAVY (12/23/10)*	3	24	0	8.0
CAL POLY (9/3/11)*	4	36	1	9.0
at Army (9/10/11)	0	0	0	0.0
WSU (9/17/11)	4	58	2	14.5
at Mich (9/24/11)*	5	64	0	12.8
TCU (10/8/11)*	3	68	1	22.7
at AFA (10/13/11)	0	0	0	0.0
WYO (10/29/11)	4	95	1	23.8
UNM (11/5/11)	3	25	0	8.3
at CSU (11/12/11)	6	58	0	9.7
BSU (11/19/11)*	8	113	2	14.1
at UNLV (11/26/11)*	4	68	0	17.0
FS (12/3/11)*	6	125	0	20.8

* = Game started



► #42 JAKE FELY

LB, 5-10, 200, Fr-RS
Oceanside, Calif. (Oceanside HS)

Tough and aggressive linebacker with a great motor ... Granted a medical redshirt year last season after playing in only three games ... Came back to earn the No. 1 spot at middle linebacker following spring drills ... Is one of six Aztecs from Oceanside High School.

2011: Starter at middle linebacker against Cal Poly, tying for the team lead in tackles with six, including one for a loss, while adding a forced fumble ... Forced a fumble for the second outing in a row, while also tallying a career-high eight stops in the victory at Army ... Tied for the team lead in tackles with seven against Washington State, including a career-best 2.5 for a loss and a sack ... Forced his third fumble of the season in the third quarter of the Michigan game, while also adding three tackles ... Was in on five stops against TCU ... Had two tackles at Air Force ... Made four stops, including a TFL vs. Wyoming ... Had three tackles, including 0.5 TFL and 0.5 sacks against New Mexico ... Made three stops at Colorado State, against Boise State and at UNLV ... Had five tackles vs. Fresno State. **2010:** Played both special teams and on defense as a true freshman ... Logged minutes in three games, but ultimately redshirted after getting injured in practice following the Missouri contest ... Both of his tackles were for a loss, including a nine-yard sack in the opener with Nicholls.

High School: First-team all-CIF San Diego Section as a senior at Oceanside High ... His prep team was No. 1 in the state during his senior season and was ranked nationally ... Was a three-time all-league selection ... Named Hall of Champions Athlete of the Month in September 2009... Also earned letters in wrestling and baseball ... Named MVP of his 2007 baseball team and was the 2008 defensive player of the year on his football team.

Personal: Born March 2, 1992, in Oceanside, Calif. ... Son of Cindy and Siliva Fely, Jr. ... His mother, grandmother and aunt all attended SDSU ... Also considered attending BYU, Colorado State, Nevada, Wyoming and UNLV ... Is studying criminal justice.

■ FELY'S CAREER STATISTICS

Career Statistics	G	UA-AT-TT	TFL-Yds.	Sacks	Int.	PBU	FF	FR
2010	3	1-1-2	1.5-10	1.0-9	0-0	0	0	0
2011	12	27-23-50	5.0-15	1.5-10	0-0	0	3	0
Totals	15	28-24-52	6.5-25	2.5-19	0-0	0	3	0

Career Highs: Tackles: 8 at Army (9/10/11); TFLs: 2.5 vs. WSU (9/19/11); Sacks: 1.0 vs. WSU (9/19/11), vs. Nicholls (9/4/10); FF: 1 at Army (9/10/11), vs. Cal Poly (9/3/11).

2011 Highs: Tackles: 8 at Army (9/10/11); TFLs: 2.5 vs. WSU (9/19/11); Sacks: 1.0 vs. WSU (9/19/11); FF: 1 at Michigan (9/24/11), at Army (9/10/11), vs. Cal Poly (9/3/11).

■ FELY'S CAREER GAME-BY-GAME

	G	UA-AT-TT	TFL-Yds.	Sacks	Int.	PBU	FF	FR
NICHOLLS (9/4/10)*	1	1-1-2	1.5-10	1.0-9	0-0	0	0	0-0
at NMSU (9/11/10)*	1	0-0-0	0-0	0-0	0-0	0	0	0-0
at Missouri (9/18/10)*	1	0-0-0	0-0	0-0	0-0	0	0	0-0
UTAH ST. (9/25/10)*								
at BYU (10/9/10)*								
AFA (10/16/10)*								
at UNM (10/23/10)*								
at WYO (10/30/10)*								
CSU (11/6/10)*								
at TCU (11/13/10)*								
UTAH (11/20/10)*								
UNLV (11/27/10)*								
NAVY (12/23/10)*								
CAL POLY (9/3/11)*	1	4-2-6	1.0-1	0-0	0-0	0	1	0-0
at Army (9/10/11)*	1	3-5-8	0-0	0-0	0-0	0	1	0-0
WSU (9/19/11)*	1	4-3-7	2.5-10	1.0-7	0-0	0	0	0-0
at Mich (9/24/11)*	1	1-2-3	0-0	0-0	0-0	0	1	0-0
TCU (10/8/11)*	1	1-4-5	0-0	0-0	0-0	0	0	0-0
at AFA (10/13/11)*	1	1-1-2	0-0	0-0	0-0	0	0	0-0
WYO (10/29/11)*	1	3-1-4	1.0-1	0-0	0-0	0	0	0-0
UNM (11/5/11)*	1	1-2-3	0.5-3	0.5-3	0-0	0	0	0-0
at CSU (11/12/11)*	1	2-1-3	0-0	0-0	0-0	0	0	0-0
BSU (11/19/11)*	1	2-1-3	0-0	0-0	0-0	0	0	0-0

at UNLV (11/26/11)*	1	2-1-3	0-0	0-0	0-0	0	0	0-0
Fresno St. (12/3/11)*	1	4-1-5	0-0	0-0	0-0	0	0	0-0

* = Game started



► **#47 CODY GALEA**

DE, 6-3, 255, Fr.-RS
Elk Grove, Calif. (Franklin HS)

Redshirted last year and has given the team much needed depth at defensive end ... Has played in eight games with six tackles on the year.

2011: Has played in eight games as a reserve, including each of the last four ... Logged his first snaps against Cal Poly, making a tackle for a five-yard loss ... Also played at

Army, against Washington State and at Michigan, but did not record a stat ... Had a tackle in back-to-back games at Colorado State and at home vs. Boise State ... Made two tackles, including his first career sack, at UNLV ... Had a stop against Fresno State.

2010: Did not play as a true freshman.

High School: Three-year starting varsity linebacker at Franklin High ... Two-time all-Delta Valley Conference honoree ... An honorable mention all-metro selection after breaking the school record with 134 total tackles as a junior (2008) ... Led the league in solo tackles with 79 over 10 games and recorded 25 tackles-for-loss ... Also had 17 pressures, four sacks and a pair of blocked PATs ... As a senior, finished with 102 tackles and three sacks ... Member of the Sacramento All-Star squad that played in the Holiday Classic in Sacramento vs. the East Bay All-Stars ... Holds a Franklin High School record with 244 career tackles... Also a two-time conference wrestling champion and the 2009 sub-section champ at 215 pounds.

Personal: Born Jan. 10, 1992, in Elk Grove, Calif. ... Son of Paul and Elizabeth Galea ... Had offers from Nevada, Army, Sacramento State and UC Davis ... Majoring in business with a focus in financial services.

■ **GALEA'S CAREER STATISTICS**

Career Statistics	G	UA-AT-TT	TFL-Yds.	Sacks	Int.	PBU	FF	FR
2011	8	2-4-6	2.0-10	1.0-5	0-0	0-0	0	0-0

Career/2011 Highs: Tackles: 2 at UNLV (11/26/11); TFL: 1.0 at UNLV (11/26/11), Cal Poly (9/3/11); Sacks: 1.0 at UNLV (11/26/11)



► **#48 JOSH GAVERT**

LB, 6-2, 210, Fr.-RS
Lakewood, Calif. (Mayfair HS)

Outside linebacker, who did not play as a true freshman ... Has appeared in all 12 games this season in a reserve role.

2011: Played in his first game of his career in the opener against Cal Poly ... Also saw time at Army ... Made his first career stop vs. Washington State ... Played at Michigan, but did not record a stat ... Made a career-best two tackles

in back-to-back Mountain West games against TCU and at Air Force ... Logged snaps in each of the next four contests vs. Wyoming, New Mexico, at Colorado St. and against Boise St. ... Had his first career sack and tackle for loss at UNLV ... Followed that up with a 10-yard sack vs. Fresno State

2010: Utilized his redshirt campaign.

High School: Four-year varsity letterman and three-year starter at Mayfair High School ... As a senior, totaled 138 tackles (13.8 tackles per game, 85 solo, 53 assists) to lead the Suburban League ... Had a school-record 25 tackles in a single contest ... First-team all-conference his final year ... During his junior campaign, totaled 58 tackles and 2.5 sacks ... A three-star prospect by *Rivals.com* ... Also competed in the 100 and 200 meters for the track team ... Was a scholar-athlete at Mayfair.

Personal: Born Aug. 22, 1992, in Fountain Valley, Calif. ... Son of Pepe and Carlene Gavert ... Cousin, Ronald Kennedy Jr., plays cornerback at Arizona State ... Picked SDSU over the likes of Colorado, Arizona State and Idaho State ... Has yet to decide on a major.

■ **GAVERT'S CAREER STATISTICS**

Career Statistics	G	UA-AT-TT	TFL-Yds.	Sacks	Int.	PBU	FF	FR
2011	12	5-2-7	2.0-14	2.0-14	0-0	0	0	0

Career/2011 Highs: Tackles: 2 at AFA (10/13/11), vs. TCU (10/8/11); TFL: 1.0 at UNLV (11/26/11), vs. FS (12/3/11); Sacks: 1.0 at UNLV (11/26/11), vs. FS (12/3/11).



► **#93 LARRY GIBBS**

DL, 6-0, 245, Sr.-1L
Riverside, Calif. (Riverside HS)

Has worked himself into the starting lineup, logging starts in each of the past five games at one of the defensive end spots ... Former walk-on, who earned a scholarship for his senior season ... Joined the football program in time for 2009 spring drills ... Did not play right after high school ... SDSU scholar-athlete and MWC all-academic

pick in 2010.

2011: Was slated to start at defensive end, but missed time during fall camp due to injury ... Returned in time to see action in the opener with Cal Poly ... Made two tackles at Army and had one vs. Washington State ... Season-high three stops at Michigan ... Reserve vs. TCU, assisting on a tackle ... Had two stops, including a tackle for a loss, at Air Force ... Set career highs with five tackles and 3.0 TFL against Wyoming ... Made his first career start vs. New Mexico, making three solo stops ... Followed with a TFL in a start at Colorado State ... Tied his career high with five stops vs. Boise State ... Had a career-high seven tackles and a career-high two sacks at UNLV ... Made two stops with a PBU vs. Fresno State.

2010: Was a reserve in six outings ... Came off the bench in the second quarter of the opener with Nicholls ... Played against Utah State ... First stops of the year against Colorado State, including his first sack for a loss of six yards ... Half tackle for loss vs. Utah ... Two tackles and his first PBU vs. UNLV ... Made three solo tackles in the Poinsettia Bowl.

2009: Played three contests as a reserve in his Aztec debut season ... First career game at Idaho on Sept. 19 ... Made his first two tackles at Air Force, including one for a loss of two yards ... Also played against TCU.

High School: A four-year letterwinner at Ramona High School in Riverside, Calif., where he played on both sides of the ball ... All-league and all-county selection ... Led the team in receiving his senior season, while also being credited with 111 tackles, three sacks and one interception ... Team captain his final two campaigns.

Personal: Born May 1, 1989, in Orange, Calif. ... Son of Lorenzo and Alison Woods ... Is a business management major.

■ **GIBBS' CAREER STATISTICS**

Career Statistics	G	UA-AT-TT	TFL-Yds.	Sacks	Int.	PBU	FF	FR
2009	3	2-0-2	1.0-2	0-0	0-0	0	0	0-0
2010	7	6-3-9	1.5-7	1.0-6	0-0	1	0	0-0
2011	12	24-8-32	6.5-15	2.0-7	0-0	2	0	0-0
Totals	22	32-11-43	9.0-24	3.0-13	0-0	3	0	0-0

Career Highs: Tackles: 7 at UNLV (11/26/11); TFL: 3.0 vs. WYO (10/29/11); Sacks: 2.0 at UNLV (11/26/11); PBU: 1 vs. WYO (10/29/11), vs. UNLV (11/27/10).

2011 Highs: Tackles: 7 at UNLV (11/26/11); TFL: 3.0 vs. WYO (10/29/11); Sacks: 2.0 at UNLV (11/26/11); PBU: 1 vs. FS (12/3/11), WYO (10/29/11).

■ **GIBBS' CAREER GAME-BY-GAME**

	G	UA-AT-TT	TFL-Yds.	Sacks	Int.	PBU	FF	FR
at UCLA (9/5/09)								
SUU (9/12/09)								
at Idaho (9/19/09)	1	0-0-0	0-0	0-0	0-0	0	0	0-0
at AFA (9/26/09)	1	2-0-2	1.0-2	0-0	0-0	0	0	0-0
NMSU (10/3/09)								
BYU (10/17/09)								
at CSU (10/24/09)								
UNM (10/31/09)								
TCU (11/7/09)	1	0-0-0	0-0	0-0	0-0	0	0	0-0
WYO (11/14/09)								
at UTAH (11/21/09)								
at UNLV (11/28/09)								
NICHOLLS (9/4/10)	1	0-0-0	0-0	0-0	0-0	0	0	0-0
at NMSU (9/11/10)								
at Missouri (9/18/10)								
UTAH ST. (9/25/10)	1	0-0-0	0-0	0-0	0-0	0	0	0-0
at BYU (10/9/10)								
AFA (10/16/10)								
at UNM (10/23/10)								
at WYO (10/30/10)								
CSU (11/6/10)	1	1-1-2	1.0-6	1.0-6	0-0	0	0	0-0

at TCU (11/13/10)	1	1-0-1	0-0	0-0	0-0	0	0	0-0
UTAH (11/20/10)	1	0-1-1	0.5-1	0-0	0-0	0	0	0-0
UNLV (11/27/10)	1	1-1-2	0-0	0-0	0-0	1	0	0-0
NAVY (12/23/10)	1	3-0-3	0-0	0-0	0-0	0	0	0-0
CAL POLY (9/3/11)	1	0-0-0	0-0	0-0	0-0	0	0	0-0
at Army (9/10/11)	1	1-1-2	0-0	0-0	0-0	0	0	0-0
WSU (9/19/11)	1	1-0-1	0-0	0-0	0-0	0	0	0-0
at Mich (9/24/11)	1	2-1-3	0-0	0-0	0-0	0	0	0-0
TCU (10/8/11)	1	0-1-1	0-0	0-0	0-0	0	0	0-0
at AFA (10/13/11)	1	0-2-2	0.5-2	0-0	0-0	0	0	0-0
WYO (10/29/11)	1	4-1-5	3.0-5	0-0	0-0	1	0	0-0
UNM (11/5/11)*	1	3-0-3	0-0	0-0	0-0	0	0	0-0
at CSU (11/12/11)*	1	1-0-1	1.0-1	0-0	0-0	0	0	0-0
at BSU (11/19/11)*	1	4-1-5	0-0	0-0	0-0	0	0	0-0
at UNLV (11/26/11)*	1	6-1-7	2.0-7	2.0-7	0-0	0	0	0-0
Fresno St. (12/3/11)*	1	2-0-2	0-0	0-0	0-0	1	0	0-0

* = Game started

► **#79 KURTIS GUNTHER**

OL, 6-8, 285, Sr.-2L,
Camarillo, Calif. (Adolfo Camarillo HS)



Came back from an injury that kept him out the entire 2009 campaign to claim the starting spot at right tackle in 2010 ... Has started the past 25 games at right tackle ... 2011 midseason all-MW third team by *Phil Steele* and a pre-season all-MW third-team selection by the same publication.

2011: Made his 14th consecutive start at right tackle in the opener with Cal Poly ... Also was a starter in the road win at Army and against Washington State, Michigan, TCU, Air Force, Wyoming, New Mexico, Colorado State, Boise State, UNLV and Fresno State.

2010: Played in his first game since 2008, earning his second career start at right tackle vs. Nicholls ... Also was a starter in the final 12 outings.

2009: Did not participate in any contests as a sophomore.

2008: Did not play in the opening three games ... First career action as a reserve vs. Idaho ... Did not see action at TCU ... First career start in place of Lance Louis against Air Force at right tackle ... Reserve at UNM ... Did not play against CSU, before returning to action vs. Wyoming, BYU, Utah and UNLV.

2007: Did not play, using his redshirt season.

High School: Earned first-team all-Pacific View League honors as a senior at Adolfo Camarillo High ... Played at offensive tackle and defensive end under coach Dennis Reidmiller ... Three-star recruit by *Rivals.com* ... Honored with the team's captains award in 2006 ... Won two letters in basketball and three in volleyball, earning all-league and all-CIF honors.

Personal: Born May 5, 1989 ... Son of Keith and Tammy Gunther ... Brother, Kyle, played football at Utah and was the Utes' starting center ... Majoring in economics and sociology.

► **#37 VANESS HARRIS**

LB, 6-2, 255, So.-SQ
Los Angeles, Calif. (Dorsey HS)



Big outside linebacker, who was third on the two-deep behind seniors Miles Burris and Demetrius Barksdale after the end of spring drills, but has moved up and has played extensive minutes ... Has set career highs in all stat categories ... Joined the team for 2009 fall camp.

2011: Posted two solo tackles with both for a loss of yardage in the opener with Cal Poly ... Recovered his first career fumble at Army, which led to an Aztec touchdown ... Also added two solo efforts vs. the Black Knights ... Played but did not log a tackle against Washington State ... One solo tackle at Michigan ... Made his first collegiate start against TCU, coming up with a career-best four tackles and recovering his second fumble on punt coverage ... Had two stops at Air Force ... Had a 13-yard tackle for loss vs. Wyoming ... Played against New Mexico, but did not record a stat ... Made three stops at Colorado State and two vs. Boise State ... Had three tackles with a TFL at UNLV ... Made two stops against Fresno State.

2010: Appeared in four games as a reserve ... Made his debut vs. Air Force, compiling three solo tackles ... Reserve vs. TCU ... One stop against Utah, but did not record any stats vs. UNLV.

2009: Did not play as a true freshman.

High School: Attended Dorsey High School and played for head coach Paul Knox ... The Dons won their league his first two years and finished second his junior and senior campaigns ... Was first-team all-city as a wide receiver in 2008 ... Also competed in track and field.

Personal: Born Jan. 2, 1991, in Harbor City, Calif. ... Son of Christie and Vanessa Harris ... Is studying social science.

■ **HARRIS' CAREER STATISTICS**

Career Statistics	G	UA-AT-TT	TFL-Yds.	Sacks	Int.	PBU	FF	FR
2010	4	4-0-4	0-0	0-0	0-0	0	0	0-0
2011	12	14-8-22	4.5-25	0-0	0-0	0	0	2-0
Totals	16	18-8-26	4.5-25	0-0	0-0	0	0	2-0

Career/2011 Highs: Tackles: 4 vs. TCU (10/8/11); TFL: 2.0 vs. Cal Poly (9/3/11); FR: 1 vs. TCU (10/8/11), at Army (9/10/11).

► **#5 DEY JUAN HEMMINGS**

DB, 5-11, 205, Sr.-3L,
San Bernardino, Calif. (Rialto HS)



Returns for his fifth year on The Mesa ... Had a breakout campaign as a starter in 2009 ... A special teams standout his first two seasons ... Finished 2011 spring drills No. 2 on the depth chart at one of the warrior spots.

2011: Made two stops in the opener with Cal Poly as a reserve ... Came off the bench at Army, but did not log a

tackle ... Broke up a pass for the first time in his career in the victory over Washington State ... Did not post a stat in the loss at Michigan ... Broke up a pass and had a season-high four stops vs. TCU ... Had a tackle and a PBU at AFA ... Made his first start against Air Force since the 2009 season finale and had three tackles ... Missed back-to-back games vs. New Mexico and at Colorado State with an injury ... Came back to make two tackles against Boise State ... Did not play at UNLV ... Made one tackle vs. Fresno State.

2010: Played the first two games of the campaign, but ultimately ended up redshirting due to injury ... Had one solo tackle vs. New Mexico State.

2009: Started the first nine games of his career, playing in 11 outings overall ... Also played on special teams ... Posted a team-best and career-high seven tackles, including six solo efforts in the loss to UCLA ... Made one stop vs. Southern Utah, had four at Idaho and tallied two at Air Force ... Mountain West Conference co-Defensive Player of the Week after tallying six tackles, a TFL, a fumble return for a touchdown and an interception against New Mexico State ... Returned the fumble 14 yards to erase an early 7-0 deficit ... Limited to only two solo stops in the loss to No. 18 BYU ... Missed most of the CSU contest due to injury, but finished with one tackle ... Was unable to play against New Mexico, but returned to play against TCU ... Had three stops and a TFL vs. Wyoming ... Finished the Utah game with two solo tackles, including one TFL ... Six stops in the season finale with UNLV.

2008: Appeared in all 12 games for the second consecutive season ... Played on special teams, but also got time on defense as a reserve ... Had 17 total tackles on the year with at least two stops on five occasions ... Had two tackles in the opener with Cal Poly ... One stop at Notre Dame ... Career-best five tackles at San Jose State, including four solos ... Logged a tackle in five of the final six games of the season ... Three tackles at New Mexico and two vs. Wyoming and UNLV.

2007: One of five true freshmen to earn a varsity letter in 2007 ... Played in all 12 contests, logging 10 special teams tackles ... Had three stops on two occasions against Portland State and Wyoming ... First tackle in his first career outing versus Washington State ... Also logged a stop against Cincinnati, UNLV and Air Force ... Forced a fumble in the second quarter in the game with the Cowboys.

High School: Posted 76 tackles and two interceptions as a senior at Rialto High in Rialto, Calif., under coach Brad Hornback, earning first-team all-league and second-team all-county accolades ... Also saw action at running back for the Knights, gaining 350 yards rushing and 400 yards receiving ... Had 763 all-purpose yards as a junior ... Participated in track at Rialto.

Personal: Born April 25, 1989, in Riverside, Calif. ... Major is social science.

■ HEMMINGS' CAREER STATISTICS

Career Statistics	G	UA-AT-TT	TFL-Yds.	Sacks	Int.	PBU	FF	FR
2007	12	9-1-10	0-0	0-0	0	0	1	0-0
2008	12	13-4-17	0-0	0-0	0	0	0	0-0
2009	11	28-6-34	4.0-10	0-0	1-6	0	0	1-14
2010	2	1-0-1	0-0	0-0	0-0	0	0	0-0
2011	9	9-4-13	0-0	0-0	0-0	3	0	0-0
Totals	46	60-15-75	4.0-10	0-0	1-6	3	1	1-14

Career Highs: Tackles: 7 at UCLA (9/5/09); TFL: 1.0, four times; INT: 1 vs. NMSU (10/3/09); PBU: 1 at AFA (10/13/11), vs. TCU (10/8/11), vs. WSU (9/17/11); FR: 1.0 vs. NMSU (10/3/09); FF: 1 vs. WYO (11/3/07).

2011 Highs: Tackles: 4 vs. TCU (10/8/11); PBU: 1 at AFA (10/13/11), 1 vs. TCU (10/8/11), vs. WSU (9/17/11).



▶ #13 RONNIE HILLMAN

RB, 5-10, 190, So.-1L,
La Habra, Calif. (La Habra HS)

One of the top running backs in the country ... Speed burner, who has ability to take it up a notch in the open field and evade tacklers ... Was in 2009 fall camp, but left before the start of the semester and re-enrolled in the spring 2010, where he ended drills as the No. 1 running back ... Has 15, 100-yard rushing games, 12, 150-yard games and 3, 200-

yard contests in 25 career games... Ranks third in the country with 138.00 rushing yards per game, 11th in all-purpose yards (156.42) and 12th in scoring (10.00) ... Among the active career leaders in the NCAA, ranks first in carries per game (22.0), second in rushing yards (127.5), fourth in points (9.1) and 15th in rushing yards per carry (5.81) ... Named to *Athlon Sports'* 2011 Heisman Watch List and was also a preseason third-team All-American by the publication ... Preseason first-team all-conference by *Athlon Sports*, *Blue Ribbon*, *Lindy's*, *Phil Steele* and *Sporting News* ... *Rivals.com* listed him among the top 70 college football players in the nation regardless of position ... 2011 midseason All-American honorable mention by *Phil Steele* and midseason all-MW first-team by the same publication.

2011: On the preseason national watch lists for the Walter Camp, Doak Walker and Maxwell Awards ... As a starter vs. Cal Poly, ran for 189 yards on 28 carries, including a pair of touchdowns ... His 189-yard effort was the third-best (No. 1 in MW) in week one of the collegiate season ... First Aztec since 1998 to post four-straight 100-yard rushing outings, reaching the mark with his 117 yards on 17 carries at Army ... Also had a 24-yard reception and two rushing TDs in the victory over Army ... MW co-Offensive Player of the Week after scoring four touchdowns and rushing for 191 yards on a career-high 32 carries in the victory vs. Washington State ... Eclipsed the 2,000-yard mark in career rushing yardage against the Cougars, becoming the 12th Aztec to do so ... Also added two catches for 31 yards with a career-long of 25 yards ... Had 21 carries for 109 yards and two catches for 15 yards in the loss at No. 22/21 Michigan ... Six consecutive 100-yard rushing games was the third-longest streak in school history ... Saw his streak come to an end vs. TCU, carrying 20 times for 55 yards, while also adding a career-high three receptions for 15 yards ... Ran for 172 yards with two touchdowns and 27 carries at Air Force ... Earned MW co-Offensive Player of the Week accolades for the game at Air Force ... Broke 1,000 yards for the season and 2,500 for his career with a 224-yard game vs. Wyoming ... Had the longest play from scrimmage (rush or reception) in SDSU history with a 99-yard run for a TD against Wyoming ... It also is the longest play in the country this season ... Had three overall TDs, including a career-long 71-yard catch ... Ran 29 times for 141 yards and a touchdown against New Mexico ... Had 24 carries for 80 yards at Colorado State before going down with an injury ... Was limited the next game against Boise State, carrying only three times for eight yards ... Carried 32 times for 192 yards and two touchdowns at UNLV ... Had 29 rushes for 178 yards and three touchdowns against Fresno State en route to being named the MW Offensive Player of the Week ... Has 15 career 100-yard rushing games, 12 150-yard games and three 200-yard contests in 25 career games ... Is third in the nation with 138.00 rushing yards per game, 11th in all-purpose yards per game (156.4) and tied for 12th in points per game (10.00) ... His 1,656 rushing yards this season, which is more than either of Marshall Faulk's three years and the second most in school history (George Jones - 1,842 in 1995) ... Needs one more 100-yard rushing game for a school-record 10 on the season.

2010: Played in all 13 games, starting eight times ... First-team freshman All-American by the FWA and *PhilSteele.com* and tabbed a second-team pick by *Rivals.com* and *CollegeFootballNews.com* ... 2010 Mountain West Conference Freshman of the Year and a first-team all-MWC selection ... Was 10th nationally and first among freshmen in rushing yards per game (117.85), 42nd in all-purpose yardage (123.08) and 32nd in scoring (8.31/g) ... His 1,532 yards are an MWC and SDSU freshman record ... Beat the old freshman school record held by Marshall Faulk (1,429 - 1991) ... Rushing total is fifth in SDSU single-season history and best by an Aztec overall since 2001 ... Only MWC player to average more than 100 yards rushing per game in 2010 ... One of four Aztec true freshmen to play in the opener ... Came off the bench against Nicholls, posting a team-best 15 carries for 65 yards and a 6-yard TD in the fourth quarter of the Aztecs' victory ... MWC Offensive Player of the Week after scoring four, second-half touchdowns and running for 150 yards on 22 carries in the win over New Mexico State ... Four TDs are a MWC freshman record, are the most by an Aztec since 2001 and tied for fifth in school single-game history ... Spectacular outing at No. 25 Missouri, carrying 23 times for 228 yards and two scores ... First Aztec to run for 200 yards in a game since 2003 ... Set a MWC single-game record for rushing yards by a freshman (No. 20 nationally in 2010) ... Scored against the Tigers on runs of 75 and 93 yards ... His 93-yard rush was the third-longest in the nation in 2010, and is second in SDSU history ... First Aztec to have back-to-back 100-yard rushing games since 2006 ... Named MWC Offensive Player of the Week for a second time, becoming the first Aztec to do so in consecutive weeks in league history ... Scored a touchdown in his fourth straight game, giving SDSU a 7-0 lead vs. Utah State ... First career start against the Aggies, compiling 23 rushes for 89 yards and one reception for four yards ... Starter at BYU, carrying 10 times for 72 yards, including a long of 38 ... Third MWC Offensive Player-of-the-Week award, carrying 24 times for 191 yards and two scores in the upset of No. 23 Air Force ... First TD was on a 65-yard scamper in the first half and second proved to be the game-winner in the fourth quarter on a 44-yard run ... Played the first half and one play in the second half of the team's win at New Mexico ... Still logged 18 carries for 64 yards and his 11th TD of the season against the Lobos ... Starter at Wyoming, posting 44 yards on the ground ... Became the third Aztec freshman to break 1,000 yards in a season when he ran for 151 yards on a career-high 31 carries and a touchdown vs. Colorado State ... Had 54 yards rushing and a TD vs. Utah, along with a career-best two catches for 26 yards ... Ran for 152 yards on 19 carries vs. UNLV to break the MWC freshman rushing record ... Carried 28 times for 228 yards and three touchdowns in the Poinsettia Bowl win over Navy, garnering offensive MVP honors ... Added two receptions for 16 yards, one of them going for his first career receiving touchdown ... His six 100-yard rushing games in one season were the most by an Aztec since 2001.

High School: Led La Habra High to the 2008 CIF Southern Section Southwest Division title after going 5-0 in the Freeway League and winning the 2008 Freeway League championship ... A 2008 *Orange County Register* all-county first-team pick on special teams ... Dubbed the "Reggie Bush of Orange County" by Steve Fryer ... His prep team went 12-2 overall and ended the season on a nine-game win streak ... Selected as the 2008 Freeway League MVP ... Named a "Top 5 to Watch in 2008" by *ocvarsity.com* ... Picked No. 9 of the "Top 20 O.C. Recruits for Class of 2009" by *ocvarsity.com*, after he carried 97 times for 1,251 yards and 14 touchdowns in 2008 ... Rushing and receiving, he accounted for 2,104 yards and 27 touchdowns as a senior ... The 2007 Southeast Division offensive player of the year ... Helped the Highlanders to the 2007 CIF-SS Southwest Division championship crown after amassing 1,615 yards and 20 touchdowns in 2007 ... Also lettered in track and field and basketball.

Personal: Born Sept. 14, 1991, in Long Beach, Calif. ... Son of Ronnie and Tiffany Hillman and Carla Mitchell ... Received scholarship offers from three Mountain West Conference schools ... Is a social science major.

■ HILLMAN'S CAREER STATISTICS

Career Statistics	Rushing					Receiving		
	G	Att.	Yds.	TD	Avg.	No.	Yds.	TD Avg.
2010	13	262	1,532	17	5.8	9	68	1 7.6
2011	12	287	1,656	19	5.8	20	221	1 11.1
Totals	25	549	3,188	36	5.8	29	289	2 10.0

Career Highs: Carries: 32 at UNLV (11/26/11), vs. WSU (9/17/11); Rushing Yards: 228 at Missouri (9/18/10); vs. Navy (12/23/10); Rushing TDs: 4 vs. FS (12/3/11), vs. WSU (9/17/11), at NMSU (9/11/10); Long Rush:

99 vs. WYO (10/29/11); Receptions: 3 vs. TCU (10/8/11); Receiving TDs: 1 vs. WYO (10/29/11); vs. Navy (12/23/10); Long Reception: 71 vs. WYO (10/29/11).

2011 Highs: Carries: 32 at UNLV (11/26/11), vs. WSU (9/17/11); Rushing Yards: 224 vs. WYO (10/29/11); Rushing TDs: 4 vs. FS (12/3/11), vs. WSU (9/17/11); Long Rush: 99 vs. WYO (10/29/11); Receptions: 3 vs. TCU (10/8/11); Long Reception: 71 vs. WYO (10/29/11).

■ HILLMAN'S CAREER GAME-BY-GAME

	Rushing				Receiving			
	Att.	Yds.	TD	Avg.	No.	Yds.	TD	Avg.
NICHOLLS (9/4/10)	15	65	1	4.3	0	0	0	0.0
at NMSU (9/11/10)	22	150	4	6.8	0	0	0	0.0
at Missouri (9/18/10)	23	228	2	9.9	1	2	0	2.0
UTAH ST. (9/25/10)*	23	89	1	3.9	1	4	0	4.0
at BYU (10/9/10)*	11	62	0	5.6	0	0	0	0.0
AFA (10/16/10)*	24	191	2	8.0	1	8	0	8.0
at UNM (10/23/10)*	18	64	1	3.6	0	0	0	0.0
at WYO (10/30/10)*	21	44	0	2.1	0	0	0	0.0
CSU (11/6/10)*	31	151	1	4.9	0	0	0	0.0
at TCU (11/13/10)*	13	54	0	4.2	0	0	0	0.0
UTAH (11/20/10)*	14	54	1	3.9	2	26	0	13.0
UNLV (11/27/10)*	19	152	1	8.0	2	12	0	6.0
NAVY (12/23/10)	28	228	3	8.1	2	16	1	8.0
CAL POLY (9/3/11)*	28	189	2	6.8	2	2	0	1.0
at Army (9/10/11)*	17	117	2	6.9	2	20	0	10.0
WSU (9/17/11)*	32	191	4	6.0	2	31	0	15.5
at Mich (9/24/11)*	21	109	0	5.2	2	15	0	7.5
TCU (10/8/11)*	20	55	0	2.8	3	15	0	5.0
at AFA (10/13/11)*	27	172	2	6.4	2	6	0	3.0
WYO (10/29/11)*	25	224	2	9.0	2	81	1	40.5
UNM (11/5/11)*	29	141	1	4.9	2	38	0	19.0
at CSU (11/12/11)*	24	80	0	3.3	1	1	0	1.0
BSU (11/19/11)	3	8	0	2.7	0	0	0	0.0
at UNLV (11/26/11)*	32	192	2	6.0	2	12	0	6.0
Fresno St. (12/3/11)*	29	178	4	6.1	0	0	0	0.0

* = Game started



▶ #35 KING HOLDER

DB, 5-10, 150, Fr-RS
Oceanside, Calif. (Oceanside HS)

Speedy cornerback, who ended spring drills second on the two-deep behind returning starter Leon McFadden ... Played in all 12 games this season ... One of six current Aztecs to prep at Oceanside High.

2011: Saw extensive action in his first collegiate game with Cal Poly, making one tackle and recording one pass

breakup ... Posted five stops in the road win at Army, including four solos ... Played but did not log a tackle vs. WSU, Michigan or TCU ... Made two tackles at Air Force ... Had a stop vs. Wyoming ... Logged playing time vs. New Mexico, at Colorado State and vs. Boise State ... Made a stop at UNLV ... Played against Fresno State.

010: Redshirted as a true freshman.

High School: Played at nearby Oceanside High, where he helped the Pirates to a perfect 14-0 record and a Division I South state title in 2009, a year after the team went 12-0-1 ... First-team all-Valley League defensive honors as well as all-CIF as a senior ... Also rushed 30 times for 415 yards for an eye-popping 13.8 yards per carry and four touchdowns ... Had three interceptions and 690 yards of total offense as a junior ... A two-star recruit by *Rivals.com* ... Earned a *Scouts, Inc.* grade of 75 on *ESPN.com* ... Also starred in baseball for the Pirates, winning team MVP and all-league honors from both the *San Diego Union-Tribune* and the *North County Times*.

Personal: Born July 20, 1992, in Oceanside, Calif. ... Son of Will and Angela Holder ... Was also recruited by Northern Colorado, Portland State and Utah State, among others ... Majoring in business management.

■ HOLDER'S CAREER STATISTICS

Career Statistics	G	UA-AT-TT	TFL-Yds.	Sacks	Int.	PBU	FF	FR
2011	11	9-1-10	0-0	0-0	0-0	1	0	0-0

Career/2011 Highs: Tackles: 5 at Army (9/10/11); PBU: 1 vs. Cal Poly (9/3/11).



▶ #71 ALEC JOHNSON

OL, 6-3, 300, Jr.-1L,
Denver, Colo. (J.K. Mullen HS)

Made the move from guard to center with the graduation of four-year starter Trask Iosefa ... Prep teammate of fellow Aztec offensive lineman Jimmy Miller ... Tabbed as an SDSU scholar-athlete and MW academic all-conference honoree ... Has tallied 28 career starts ... 2011 midseason all-Mountain West third team by *Phil Steele*.

2011: Named a second-team all-MW pick... Made his first career start at center (17th overall) vs. Cal Poly ... Started at Army despite playing with a broken right hand (he snapped with his left hand) ... Played the entire game at center vs. Washington State and Michigan ... Registered a tackle in a loss to TCU ... Started again at Air Force, vs. Wyoming, vs. New Mexico, at Colorado State, against Boise State, at UNLV and against Fresno State.

2010: Starter at left guard in all 13 outings, helping SDSU rush for over 2,000 yards and surrender only nine sacks.

2009: Made his SDSU debut as a reserve vs. both Southern Utah and Idaho ... Took over the starting duty at left guard at Air Force ... Also started vs. New Mexico State and BYU, before going down with a season-ending knee injury.

2008: One of two backups at center with Damian Shankle ... Did not see action and used his redshirt season.

High School: Starred at J.K. Mullen High School, helping the Mustangs to a combined 25-2 overall record and a 14-0 mark in conference play his final two seasons, claiming a pair of Centennial League titles, under coach Dave Logan ... One of 20 offensive linemen named to the 2007-08 *Tacoma News Tribune* Western 100, a list of the top football recruits in the West ... 2007 *PrepColorado* all-state first-team offense ... Team advanced to the state 5A championship game his first three years, winning the title his freshman campaign ... Mullen made it to the state semifinals his senior season when he served as team captain ... First-team all-conference honors in 2006 and 2007, and honorable mention as a sophomore ... Academic all-state as a freshman and junior.

Personal: Born Feb. 26, 1990, in Aurora, Colo. ... Son of Nancy and Chris Johnson ... Is a business major.



▶ #34 WALTER KAZEE

RB, 5-9, 175, Jr.-2L,
San Bernardino, Calif. (Cajon HS)

Had his season cut short when he tore his ACL in a knee at Colorado State ... Hard runner, who can also catch passes out of the back and play a part in the return game ... One of five true freshmen to start at least one game in 2009 ... One of 34 players in school history to break 1,000 rushing yards for his career.

2011: Had 15 carries for 82 yards, including the team's longest rush of the night (41 yards), vs. Cal Poly ... Also added a 7-yard reception in the win over the Mustangs ... Logged all six of his carries for 42 yards in the second half of the Army contest, including three on the game-winning drive in the fourth quarter ... Had nine carries for 36 yards with a hard-fought 15-yard effort against Washington State ... Had three rushing attempts for 10 yards and one catch for 11 yards at Michigan ... Solid all-around performance against TCU, carrying eight times for 34 yards with a long of 16, while also posting two catches for 28 yards with a long of 20 ... Carried five times for 16 yards and caught a 15-yard pass at Air Force ... Had 31 rushing yards on six carries and caught a pass for 12 yards against Wyoming ... Scored a career-high three rushing touchdowns on 10 carries and 39 yards vs. New Mexico ... Carried 12 times for 49 yards and a touchdown at Colorado State, becoming the 34th Aztec to surpass 1,000 rushing yards in his career, before a knee injury ended his season.

2010: Appeared in 10 contests, starting twice, including in the Poinsettia Bowl ... Ranked second on the team in carries (67) and rushing yardage (320) ... Led the Aztecs in rushing with 74 yards on just six carries (12.3 ypc.) in the opener with Nicholls ... Also tallied a 46-yard touchdown run in the victory ... Another solid outing at New Mexico State, averaging over five yards a carry, with 10 attempts for 52 yards and recording his first catch of the year for 10 yards ... Second touchdown of the year as a starter at No. 25 Missouri, scoring from 11 yards in the first quarter ... Also made a career-long 28-yard catch vs. the Tigers ... Had nine carries for 22 yards

and scored his third touchdown of the season on a 5-yard run against Utah St. ... Did not play due to an injury suffered in pregame warmups at BYU or a week later vs. Air Force ... Made the trip, but did not play against New Mexico ... Retook the field at Wyoming, carrying seven times for 23 yards ... Ran twice for 10 yards vs. Colorado State and once for six yards at TCU ... Carried twice for seven yards vs. Utah ... Had a season-high 16 carries for 63 yards against UNLV ... Started in the bowl game with Navy, rushing seven times for 41 yards.

2009: Logged minutes in 11 of the team's 12 contests, starting on four occasions vs. South Utah, New Mexico State, Colorado State and Wyoming ... Racked up 377 yards on 88 attempts for a team-best 4.3 yards per carry ... Scored a pair of rushing touchdowns and also had nine receptions ... Tallied two of the team's four 100-yard rushing performances ... One of four true freshmen to make his Aztec debut vs. UCLA ... Was a reserve at half-back and also returned kicks ... Posted two carries for 13 yards, two receptions for nine yards and contributed four kickoff returns for 76 yards with a long of 25 ... Started his first career game against Southern Utah ... Had three carries and made one reception for seven yards in the win over the T-Birds ... Came off the bench with a season-high four carries for 12 yards at Idaho ... Did not play due to injury against Air Force ... Returned to start at tailback against New Mexico State, recording his first career 100-yard game with 101 yards on 22 carries and his first career touchdown ... Posted a season-long 26-yard run in the victory over the Aggies ... Limited to just 28 yards on nine carries vs. BYU ... Did manage two catches, including a 27-yard effort, against the Cougars ... Starter at Colorado State, but was limited due to injury to five carries for 11 yards and a reception for nine yards ... Played but did not have a carry in the win over New Mexico ... Had five carries for 14 yards against TCU ... Earned a start as one of the two running backs against Wyoming ... Finished the game with 52 yards and a touchdown on 13 carries ... Carried eight times against Utah ... Season-high 112 yards on 17 carries, including a team season long of 61 yards at UNLV.

High School: Led Cajon High to the San Andreas League championship in 2008 ... The *San Bernardino County Sun's* prep football player of the year in 2008 ... A 2008 CIF Southern Section Central Division first-team offense selection after leading the Titans to the Pac-5 championship game ... Rushed for 1,692 yards on 184 carries for 29 touchdowns in 2008 ... Also grabbed 19 receptions for 269 yards and three scores ... A first-team all-San Andreas League selection in 2006 and a first-team all-county honoree by *The San Bernardino Sun* ... Named a first-team offense honoree by the CIF Southern Section Central Division and the *Press-Enterprise* for the San Bernardino area ... Played in the Inland Empire All-Star Football Classic after his senior season.

Personal: Born Sept. 14, 1990, in San Bernardino, Calif. ... Son of Latrease and Walter Kazee ... Has three brothers and a sister ... Is a social science major.

■ KAZEE'S CAREER STATISTICS

Career Statistics	Rushing					Receiving			
	G	Att.	Yds.	TD	Avg.	No.	Yds.	TD	Avg.
2009	11	88	377	2	4.3	9	64	0	7.1
2010	10	67	326	3	4.8	2	38	0	19.0
2011	9	74	339	4	4.6	8	89	0	11.1
Totals	30	227	1,030	9	4.5	19	191	0	10.3

Career Highs: Carries: 22 vs. NMSU (10/3/09); Rushing Yards: 112 at UNLV (11/28/09); Long Rush: 61 at UNLV (11/28/09); Rushing TD: 3 vs. UNM (11/5/11); Receptions: 2, three times; Receiving Yards: 33 vs. BYU (10/17/09); Long Reception: 28 at Missouri (9/18/10); KO Returns: 4 at UCLA (9/5/09); KO Return Yards: 76 at UCLA (9/5/09); Long KO Return: 25 at UCLA (9/5/09).

2011 Highs: Carries: 15 vs. Cal Poly (9/3/11); Rushing Yards: 82 vs. Cal Poly (9/3/11); Long Rush: 41 vs. Cal Poly (9/3/11); Rushing TD: 3 vs. UNM (11/5/11); Receptions: 2 vs. TCU (10/8/11); Receiving Yards: 28 vs. TCU (10/8/11); Long Reception: 20 vs. TCU (10/8/11).

■ KAZEE'S CAREER GAME-BY-GAME

	Rushing				Receiving			
	Att.	Yds.	TD	Avg.	No.	Yds.	TD	Avg.
at UCLA (9/5/09)	2	13	0	6.5	2	9	0	4.5
SUU (9/12/09)*	3	15	0	5.0	1	7	0	7.0
at Idaho (9/19/09)	4	12	0	3.0	0	0	0	0.0
at AFA (9/26/09)	Did Not Play - Injured							

NMSU (10/3/09)*	22	101	1	4.6	0	0	0	0.0
BYU (10/17/09)	9	28	0	3.1	2	33	0	16.5
at CSU (10/24/09)*	5	11	0	2.2	1	9	0	9.0
UNM (10/31/09)	0	0	0	0.0	0	0	0	0.0
TCU (11/7/09)	5	14	0	2.8	1	8	0	8.0
WYO (11/14/09)*	13	52	1	4.0	0	0	0	0.0
at Utah (11/21/09)	8	19	0	2.4	1	2	0	2.0
at UNLV (11/28/09)	17	112	0	6.6	1	-4	0	0.0
NICHOLLS (9/4/10)	6	74	1	12.3	0	0	0	0.0
at NMSU (9/11/10)	10	52	0	5.2	1	10	0	10.0
at Missouri (9/18/10)*	7	26	1	3.7	1	28	0	28.0
UTAH ST. (9/25/10)	9	22	1	2.4	0	0	0	0.0
at BYU (10/9/10)	Did Not Play - Injured							
AFA (10/16/10)	Did Not Play - Injured							
at UNM (10/23/10)	Did Not Play - Injured							
at WYO (10/30/10)	7	23	0	3.3	0	0	0	0.0
CSU (11/6/10)	2	6	0	3.0	0	0	0	0.0
at TCU (11/13/10)	1	6	0	6.0	0	0	0	0.0
UTAH (11/20/10)	2	7	0	3.5	0	0	0	0.0
UNLV (11/27/10)	16	63	0	3.9	0	0	0	0.0
NAVY (12/23/10)*	7	41	0	5.9	0	0	0	0.0
CAL POLY (9/3/11)	15	82	0	5.5	1	7	0	7.0
at Army (9/10/11)	6	42	0	7.0	0	0	0	0.0
WSU (9/17/11)	9	36	0	4.0	0	0	0	0.0
at Mich (9/24/11)	3	10	0	3.3	1	11	0	11.0
TCU (10/8/11)	8	34	0	4.2	2	28	0	14.0
at AFA (10/13/11)	5	16	0	3.2	1	15	0	15.0
WYO (10/29/11)	6	31	0	5.2	1	12	0	12.0
UNM (11/5/11)	10	39	3	3.9	1	8	0	8.0
at CSU (11/12/11)	12	49	1	4.1	1	8	0	8.0
BSU (11/19/11)	Did Not Play - Injured							
at UNLV (11/26/11)	Did Not Play - Injured							
Fresno St. (12/3/11)	Did Not Play - Injured							

* = Game started

▶ #21 MAHBU KEELS



DB, 6-1, 225, Fr.-RS
San Diego, Calif. (Mission Bay HS)
 Local player, who gives the Aztecs height at the corner-back position.

2011: Has played in seven games this season, including each of the past six, but has yet to record a stat ... First career game came against TCU ... Then saw action against Wyoming, New Mexico, Colorado State, Boise State, UNLV and Fresno State.

2010: Did not see action, redshirting the campaign.

High School: Versatile player at Mission Bay High School, seeing time as a running back, wide receiver, defensive back, kick returner, punt returner and punter ... Named a first-team defense all-Western League selection after his senior season ... Caught 31 passes as a receiver for 611 yards and nine touchdowns ... Helped the Buccaneers to a 13-0 record in 2009 after going 6-5-1 in 2008 ... A three-star recruit by *Rivals.com*.

Personal: Born Sept. 9, 1992, in San Diego, Calif. ... Son of Sherele Keels ... Was also recruited by Colorado State, Oregon and Utah State ... Is studying communications.

■ KEELS' CAREER STATISTICS

Career Statistics	G	UA-AT-TT	TFL-Yds.	Sacks	Int.	PBU	FF	FR
2011	7	0-0-0	0-0	0-0	0-0	0	0	0-0

Career/2011 Highs:

▶ #31 LOGAN KETCHUM



LB, 6-3, 225, Sr.-2L
Oak Park, Calif. (Oak Park HS)

Able to crack the starting lineup at linebacker the past one and a half seasons, before an injury sidelined him for the rest of the year ... Injuries had also derailed him as a freshman and sophomore ... SDSU scholar-athlete ... Earned a 2010 Malik Award for posting a perfect 4.0 semester GPA ... Two-time MWC all-academic squad honoree ... MWC Scholar-Athlete ... Earned the President's Award for High Academic

Achievement at the team's banquet last December.

2011: Starter at outside linebacker for the 14th consecutive game vs. Cal Poly, making three stops ... Career-best seven tackles at Army, including five solo efforts ... Contributed one assisted stop in the victory over WSU ... Had six tackles with one for a loss of three yards at Michigan ... Tallied seven tackles for the second time this season against TCU ... Had six tackles and recovered his first career fumble at Air Force ... Had a solid all-around game vs. Wyoming, making five tackles along with a sack, a TFL, a forced fumble and a PBU ... Had four tackles, including two for a loss (career high), 0.5 sacks and a PBU against New Mexico before missing the second half with an injury ... Also missed the Colorado State, Boise State, UNLV and Fresno State games.

2010: Started all 13 games, posting a career-high 52 tackles to rank fourth on the team ... Earned a starting role at linebacker in the opener, making four solo tackles and logging his first career PBU ... Also blocked a Nicholls field-goal attempt in the third quarter ... Only tackle at New Mexico State was behind the line of scrimmage, the first TFL of his career ... Career-best six tackles, 1.5 TFLs and contributed on his first career sack at No. 25 Missouri ... Four stops and a PBU vs. Utah State ... Five tackles at BYU and tied his season best with six vs. No. 23 Air Force ... Made four stops, including a half TFL, in the win at Wyoming ... Had one tackle against Colorado State ... Tied his career high with six tackles at TCU ... Made four stops against Utah and again vs. UNLV ... Tied his career high again with six stops against Navy.

2009: Played in nine contests, making his first career start vs. Air Force ... Missed the New Mexico, TCU and Wyoming games with an injury ... Played on both special teams and defense ... Contributed a career-high 14 stops ... Posted one solo tackle vs. UCLA ... Had two stops against Southern Utah and two at Idaho ... Made the best of his first career start at Air Force, coming up with a career-high five tackles ... Was a reserve vs. New Mexico State, but did not record a stop ... One solo and one assisted tackle vs. BYU and Colorado State ... Reserve vs. Utah and UNLV.

2008: Missed the first seven games due to injury before making his first appearance as an Aztec on special teams against Colorado State ... Played in each of the final five contests with at least one stop in every outing ... Two tackles against the Rams and at BYU ... Career-best three tackles against Utah.

2007: Redshirted the season.

High School: Played safety, receiver and linebacker at Oak Park High School ... Lettered three years for the Eagles, helping them to the CIF title game all three seasons ... A second-team all-state pick by *CalHiSports.com* as a senior ... Also tabbed all-CIF first team in 2006, as well as all-Ventura County football co-MVP as a defensive back ... First-team all-Tri-Valley League and picked for the all-county second team by the *Ventura County Star* ... Team's defensive MVP as a senior and defensive back of the year as a junior ... Team won 31 games from 2004-06, including a 12-2 mark in 2006 ... Was a linebacker as a sophomore, before playing both wideout and safety as a junior and senior ... As a senior, had 51 tackles and six picks, while making 37 receptions for 450 yards ... Also ran 14 times for 75 yards and had five TDs ... Career-best 65 tackles and added four picks and two caused fumbles in 2005.

Personal: Born Jan. 1, 1989, in Burbank, Calif. ... Son of Kevin and Marti Ketchum ... Brother Gavin was a wide receiver at UCLA from 2005-09 ... Is an English major.

■ KETCHUM'S CAREER STATISTICS

Career Statistics	G	UA-AT-TT	TFL-Yds.	Sacks	Int.	PBU	FF	FR
2008	5	5-4-9	0-0	0-0	0-0	0	0	0-0
2009	9	7-7-14	0-0	0-0	0-0	0	0	0-0
2010	13	33-19-52	2.5-6	0.5-1	0-0	2	0	0-0
2011	8	22-17-39	4.5-21	1.5-12	0-0	2	1	1-0
Totals	35	67-47-114	7.0-27	2.0-13	0-0	4	1	1-0

Career Highs: Tackles: 7 vs. TCU (10/8/11), at Army (9/10/11); TFL: 2.0 vs. UNM (11/5/11); Sacks: 1.0 vs. WYO (10/29/11); PBU: 1, four times; FF: 1 vs. WYO (10/29/11); FR: 1 at AFA (10/13/11); Blocked Kick: 1 vs. Nicholls (9/4/10).

2011 Highs: Tackles: 7 vs. TCU (10/8/11), at Army (9/10/11); TFL: 2.0 vs. UNM (11/5/11); PBU: 1 vs. UNM (11/5/11), WYO (10/29/11); FF: 1 vs. WYO (10/29/11); FR: 1 at AFA (10/13/11).

■ KETCHUM'S CAREER GAME-BY-GAME

G	UA-AT-TT	TFL-Yds.	Sacks	Int.	PBU	FF	FR
CAL POLY (8/30/08)							
at ND (9/6/08)							
at SJSU (9/13/08)							
IDAHO (9/27/08)							
at TCU (10/4/08)							
AFA (10/11/08)							
at UNM (10/18/08)							
CSU (10/25/08)	1	2-0-2	0-0	0-0	0-0	0	0
at WYO (11/1/08)	1	0-1-1	0-0	0-0	0-0	0	0
at BYU (11/8/08)	1	0-2-2	0-0	0-0	0-0	0	0
UTAH (11/15/08)	1	2-1-3	0-0	0-0	0-0	0	0
UNLV (11/22/08)	1	1-0-1	0-0	0-0	0-0	0	0
at UCLA (9/5/09)	1	1-0-1	0-0	0-0	0-0	0	0
SUU (9/12/09)	1	2-0-2	0-0	0-0	0-0	0	0
at Idaho (9/19/09)	1	1-1-2	0-0	0-0	0-0	0	0
at AFA (9/26/09)*	1	1-4-5	0-0	0-0	0-0	0	0
NMSU (10/3/09)	1	0-0-0	0-0	0-0	0-0	0	0
BYU (10/17/09)	1	1-1-2	0-0	0-0	0-0	0	0
at CSU (10/24/09)	1	1-1-2	0-0	0-0	0-0	0	0
UNM (10/31/09)							
TCU (11/7/09)							
WYO (11/14/09)							
at UTAH (11/21/09)	1	0-0-0	0-0	0-0	0-0	0	0
at UNLV (11/28/09)	1	0-0-0	0-0	0-0	0-0	0	0
NICHOLLS (9/4/10)*	1	4-0-4	0-0	0-0	0-0	1	0
at NMSU (9/11/10)*	1	0-1-1	0.5-1	0-0	0-0	0	0
at Missouri (9/18/10)*	1	3-3-6	1.5-2	0.5-1	0-0	0	0
UTAH ST. (9/25/10)*	1	3-1-4	0-0	0-0	0-0	1	0
at BYU (10/9/10)*	1	4-1-5	0-0	0-0	0-0	0	0
AFA (10/16/10)*	1	4-2-6	0-0	0-0	0-0	0	0
at UNM (10/23/10)*	1	1-0-1	0-0	0-0	0-0	0	0
at WYO (10/30/10)*	1	1-3-4	0.5-3	0-0	0-0	0	0
CSU (11/6/10)*	1	1-0-1	0-0	0-0	0-0	0	0
at TCU (11/13/10)*	1	4-2-6	0-0	0-0	0-0	0	0
Utah (11/20/10)*	1	2-2-4	0-0	0-0	0-0	0	0
UNLV (11/27/10)*	1	1-3-0	0-0	0-0	0-0	0	0
NAVY (12/23/10)*	1	5-1-6	0-0	0-0	0-0	0	0
CAL POLY (9/3/11)*	1	1-2-3	0-0	0-0	0-0	0	0
at Army (9/10/11)*	1	5-2-7	0-0	0-0	0-0	0	0
WSU (9/17/11)*	1	0-1-1	0-0	0-0	0-0	0	0
at Mich (9/24/11)*	1	4-2-6	1.0-3	0-0	0-0	0	0
TCU (10/8/11)*	1	4-3-7	0-0	0-0	0-0	0	0
at AFA (10/13/11)*	1	2-4-6	0.5-2	0-0	0-0	0	1-0
WYO (10/29/11)*	1	4-1-5	1.0-10	1.0-10	0-0	1	1
UNM (11/5/11)*	1	2-2-4	2.0-6	0.5-2	0-0	1	0
at CSU (11/12/11)							
BSU (11/19/11)							
at UNLV (11/26/11)							
Fresno St. (12/3/11)							

* = Game started

► #6 GABE LEMON



DB, 5-10, 185, So.-1L
Mission Viejo, Calif. (Lutheran HS)

Was a regular in the secondary this season, logging starts in eight games and playing in all 12 ... Played on special teams and on defense as a redshirt freshman a year ago.

2011: First career start at one of the warrior positions against Cal Poly, managing three solo tackles to tie his career high ... Broke up a pass and added a tackle at Army

... Logged three stops against Washington State and followed that up with a then career-best four tackles the next week at Michigan ... Came off the bench for the first time in 2011 against TCU, making two tackles ... Had one stop at Air Force and a PBU ... Made three tackles vs. Wyoming ... Earned the start vs. New Mexico and had an interception, a PBU and three solo tackles ... Had a career-high five stops at Colorado State ... Had four tackles vs. Boise State ... Made three stops at UNLV ... Had a tackle and a PBU vs. Fresno State.

2010: Saw field time in 10 of 13 games, including the final eight ...

Collegiate debut came in the opener with Nicholls, making two solo tackles ... Played against Utah State, but did not record any stops ... One tackle vs. both Air Force and New Mexico ... Season-high three stops and his first career pass breakup at Wyoming ... First interception came against third-ranked TCU ... Had two solo efforts in the loss to Utah.

2009: Redshirted as a true freshman.

High School: A second-team CIF selection in 2008 at Lutheran High ... Named a "Top 5 to Watch in 2008" by *ocvarsity.com* ... A first-team defensive back choice for the *Orange County Register* all-Orange County team ... Had 12 interceptions his final two seasons ... Named the most dedicated player of his prep team ... Selected as a second-team all-Trinity League pick in 2008 ... A CIF first-team selection in 2007 ... An all-county pick at defensive back after his junior season at Trabuco Hills ... Named the defensive MVP of the Sea View League in 2007 ... Trinity League champion in the long jump in 2007.

Personal: Born Sept. 27, 1991, in Harbor City, Calif. ... Son of Marvin Dean and Kyla Chappell-Dean ... Has six sisters ... Also received recruiting interest from Washington and Boise State ... Majoring in sociology.

■ LEMON'S CAREER STATISTICS

Career Statistics	G	UA-AT-TT	TFL-Yds.	Sacks	Int.	PBU	FF	FR
2010	10	8-2-10	0-0	0-0	1-0	1	0	0
2011	12	22-11-33	0-0	0-0	1-0	4	0	0
Totals	22	30-13-43	0-0	0-0	2-0	5	0	0

Career Highs: Tackles: 5 at CSU (11/12/11); INT: 1 vs. UNM (11/5/11), at TCU (11/13/10); PBU: 1, four times.

2011 Highs: Tackles: 5 at CSU (11/12/11); INT: 1 vs. UNM (11/5/11), at TCU (11/13/10); PBU: 1, four times.

■ LEMON'S CAREER GAME-BY-GAME

	G	UA-AT-TT	TFL-Yds.	Sacks	Int.	PBU	FF	FR
NICHOLLS (9/4/10)	1	2-0-2	0-0	0-0	0-0	0	0	0-0
at NMSU (9/11/10)			Did Not Play					
at Missouri (9/18/10)			Did Not Play					
UTAH ST. (9/25/10)	1	0-0-0	0-0	0-0	0-0	0	0	0-0
at BYU (10/9/10)			Did Not Play					
AFA (10/16/10)	1	1-0-1	0-0	0-0	0-0	0	0	0-0
at UNM (10/23/10)	1	0-1-1	0-0	0-0	0-0	0	0	0-0
at WYO (10/30/10)	1	2-1-3	0-0	0-0	0-0	1	0	0-0
CSU (11/6/10)	1	0-0-0	0-0	0-0	0-0	0	0	0-0
at TCU (11/13/10)	1	1-0-1	0-0	0-0	0-0	0	0	0-0
Utah (11/20/10)	1	2-0-2	0-0	0-0	0-0	0	0	0-0
UNLV (11/27/10)	1	0-0-0	0-0	0-0	0-0	0	0	0-0
NAVY (12/23/10)	1	0-0-0	0-0	0-0	0-0	0	0	0-0
CAL POLY (9/3/11)*	1	3-0-3	0-0	0-0	0-0	0	0	0-0
at Army (9/10/11)*	1	1-0-1	0-0	0-0	0-0	1	0	0-0
WSU (9/17/11)*	1	1-2-3	0-0	0-0	0-0	0	0	0-0
at Mich (9/24/11)*	1	2-2-4	0-0	0-0	0-0	0	0	0-0
TCU (10/8/11)	1	1-1-2	0-0	0-0	0-0	0	0	0-0
at AFA (10/13/11)	1	1-0-1	0-0	0-0	0-0	1	0	0-0
WYO (10/29/11)	1	3-0-3	0-0	0-0	0-0	0	0	0-0
UNM (11/5/11)*	1	3-0-3	0-0	0-0	1-0	1	0	0-0
at CSU (11/12/11)*	1	1-4-5	0-0	0-0	0-0	0	0	0-0
BSU (11/19/11)*	1	4-0-4	0-0	0-0	0-0	0	0	0-0
at UNLV (11/26/11)	1	1-2-3	0-0	0-0	0-0	0	0	0-0
Fresno St. (12/3/11)*	1	1-0-1	0-0	0-0	0-0	1	0	0-0

* = Game started



▶ #14 RYAN LINDLEY

QB, 6-4, 230, Sr.-3L, Alpine, Calif. (El Capitan HS)

A strong-armed passer who made his Aztec debut in 2008 and has been the starter ever since ... Owns SDSU career passing records in yards (12,277), touchdowns (87), total offense (11,996), completions (933), quarterback starts (48) and consecutive quarterback starts (44) ... Thrown for over 2,500 yards in each of his four campaigns ... First Aztec to pass for over 3,000 yards in back-to-back years since Billy Blanton (1995-96) ... *Lindy's* tabbed him as the 2011 preseason MW Offensive Player of the Year and as having the "strongest arm" in the MW for the second consecutive season ... Rated the sixth-best quarterback nationally by *Lindy's* ...

Preseason second-team all-conference by *Athlon's*, *Lindy's* and *Phil Steele* ... *Rivals.com* rated him as the 78th-best player in the nation regardless of position in 2011 ... Has one career 500-yard passing game, three 400-yard efforts and 13 for 300 or more yards.

2011: A team tri-captain ... A Maxwell, Manning and Davey O'Brien Award candidate ... Set the SDSU career record for passing touchdowns (71) in the opening win over Cal Poly, completing 15 of his 27 attempts for 203 yards, four scores and no interceptions in his 37th career start (32nd consecutive) ... Threw for 146 yards, including a 68-yard touchdown pass on the game's second play at Army ... Threw for 273 yards to go with two touchdowns to tight end Gavin Escobar in the victory over Washington State, completing 21 of his 37 pass attempts ... In the process, became just the second Aztec to clear the 10,000-yard mark in career passing yards on his completion to Bryce Quigley in the second quarter ... Saw his streak of consecutive pass attempts without an interception come to an end vs. the Cougars at 112 ... Completed a season-high 23 passes for 253 yards and the Aztecs' only score at No. 22/21 Michigan ... Tossed a pair of second-half touchdowns in the loss to TCU ... Had his best game of the season (rating wise), throwing for 209 yards and two touchdowns, while completing 15 of his 21 attempts at Air Force ... Tossed two touchdowns en route to a 247-yard game vs. Wyoming, surpassing the SDSU total offense record ... Was 16-for-24 for 271 yards against New Mexico, but had his streak of consecutive games with a touchdown snapped at 17 ... Broke the Mountain West career passing record and the SDSU career passing record at Colorado State, going 19-for-35 with 154 yards and a touchdown ... Was 30-for-51 with a season-high 350 yards and three touchdowns against Boise State ... Broke the Aztec career completion record at UNLV, throwing for 152 yards and two touchdowns ... Threw for 281 yards against Fresno State ... Third among the active career quarterbacks in passing yards (12,277), tied for fourth in completions (933), fifth in touchdowns (87) and sixth in total offense (11,996).

2010: Started every game behind center ... Named a second-team all-MWC selection and team co-offensive player of the year ... Ranked seventh nationally in passing average (294.6/g) and 14th in total offense (292.2/g) (both No. 1 in MWC) ... His 3,830 yards passing are third in school history and most by an Aztec since 1990 ... Tossed 28 TDs, which are third in the SDSU season record book ... Started his 24th career game at quarterback for the Aztecs in the opener, completing 17 of his 26 pass attempts for 303 yards, no INTs and two scores ... Reached the 6,000-yard mark in career passing yardage vs. Nicholls, becoming just the fifth Aztec to reach that milestone ... Did not throw a pick for the second contest in a row at New Mexico State, completing 20 passes on a season-high 42 attempts for 319 yards and a touchdown ... Saw his streak of consecutive pass attempts without an INT broken at 116 against No. 25 Missouri ... Connected on over 70 percent of his throws against Utah State, passing for 362 yards and three touchdowns ... His 82-yard TD pass to Vincent Brown in the second half is the longest of his career and was No. 11 nationally in 2010 ... Threw three TD passes for the second consecutive outing with a trio at BYU ... Logged 247 passing yards and a touchdown in the upset of No. 23 Air Force ... Also had five carries for a season-best 18 yards against the Falcons ... Threw two touchdowns in the victory at New Mexico, posting 249 yards through the air ... Had a season-high 365 yards passing, including three touchdowns, in the victory at Wyoming ... Threw for 171 yards and a touchdown against Colorado State ... Threw for 262 yards and two touchdowns at No. 3 TCU ... Started his 29th consecutive game against Utah, breaking the previous school record of 28 by Billy Blanton (Oct. 15, 1994-Nov. 28, 1996) ... Had a career-high 528 yards passing and four touchdowns in the game ... The 528 yards ranks fourth in school history and are the most since David Lowery threw for a school-record 568 vs. BYU in 1991 ... Went over 3,000 yards for the season in the Utah game to become the third SDSU player to do so in consecutive campaigns ... Was 22-for-30 for 338 yards and four touchdowns against UNLV and earned MWC Offensive Player-of-the-Week accolades ... Completed 78 percent of his passes against Navy, going 18-for-23 for 276 yards and two touchdowns.

2009: Team co-offensive player of the year with DeMarco Sampson ... Ranked second in the conference and 19th nationally in passing yards per game (254.5) ... Was 39th in NCAA Division I in total offense (243.6 ypg.) ... His 3,054 passing yards were the most ever by an Aztec sophomore and 10th in school single-season history ... His 437 passing attempts are sixth in season record book, while his 23 passing scores are seventh ... 2009 Manning Award Watch List ... SDSU's starting quarterback for the 12th time in his career against UCLA ... Threw for 238 yards with a pair of

touchdowns, including a career-long 78-yard strike to Vincent Brown ... Accounted for three scores vs. Southern Utah, throwing two TDs and recording his second career rushing touchdown vs. Southern Utah ... Completed 20 of 30 attempts for 287 yards in the win over the Thunderbirds ... Missed part of the Idaho game due to injury, but still managed to throw for 200 yards, completing 21 of his 35 pass attempts with a touchdown ... Then season-best 25 completions on 41 attempts for 284 yards and two TDs at Air Force ... Lone TD pass vs. NMSU proved to be the game-winner in the fourth quarter ... Then season-best 298 passing yards (21-for-33) and three touchdowns against No. 18 BYU ... Career performance in leading SDSU to a 42-28 win at Colorado State, throwing for 459 yards (29-for-43) and a league-record six touchdowns to earn MWC co-POW honors ... The 459 yards are the most by a player in the MWC in 2009, rank 12th (tied) nationally and are 12th in school single-game history ... Another three-TD effort in leading the team to a win over New Mexico ... Threw for 164 yards and a TD against TCU ... Was 18-for-29 for 200 yards versus Wyoming ... Did not have a touchdown pass against the Cowboys, though, breaking a streak of 15 consecutive outings with at least one passing score (he missed the game in 2008 vs. AFA due to injury) ... Threw for 341 yards vs. UNLV, including a long of 64 yards to Jon Toledo.

2008: Team offensive MVP ... Started 11 contests in his first year of competition ... Threw for 2,653 yards and 16 touchdowns ... Four games with 300+ yards passing ... Ranked 24th nationally in passing average and 42nd in total offense ... Became just the second freshman to start a season-opening game at SDSU, joining Todd Santos ... Completed 27 of his 45 pass attempts for 352 yards and three touchdowns in his debut ... All numbers were the most by an Aztec freshman in his first career start ... A week later, attempted 59 passes against Notre Dame, tying for third in the SDSU single-game record book ... Also set an MWC freshman record and tied for fifth overall in conference game history with his 59 attempts ... Completed 29 of those 59 attempts for 274 yards and a TD, while adding his first career rushing score to put the Aztecs up 7-0 ... Another record-setting performance, throwing for 433 yards (24-for-38) and four touchdowns in the victory against Idaho ... His 433 yards were the most by a freshman in the nation in 2008 and sixth overall ... Is the 14th player in school history to record a 400-yard passing game ... Named MWC Offensive Player of the Week for his efforts ... Starter vs. TCU, but left the game due to a shoulder injury in the first quarter after completing four of his eight passes for 37 yards ... Missed the Air Force game due to injury ... Returned against New Mexico, throwing for 156 yards and a 15-yard TD ... Completed 24 of his 33 pass attempts for 166 yards and a 10-yard TD pass to Vincent Brown against CSU ... Attempted over 50 passes for the second time with 52 at Wyoming, throwing for 311 yards and a touchdown ... Threw for 160 yards and a touchdown at BYU ... Completed 23 passes for 247 yards and two TDs vs. No. 8 Utah ... Led SDSU to a win over UNLV by throwing for 387 yards and two scores ... Completed 35 of his 50 pass attempts with no interceptions ... His 35 completions tie for third in the SDSU single-game record book ... Became the 14th Aztec in school history with three or more 300-yard passing games ... Set a freshman game record vs. the Rebels for pass completions, surpassing the previous high of 29, that he had against Notre Dame.

2007: Traveled but did not see action as a true freshman.

High School: Played two seasons of varsity football at El Capitan High School under coach Ron Burner ... As a senior, completed 61 percent of his passes (235-for-385) for 3,521 yards, including 35 touchdowns ... 2006 *CalHiSports* second-team all-state and first-team pick for Division III ... League, CIF, *San Diego Union-Tribune* and Breitbard Hall of Champions Offensive Player of the Year as a senior ... Russ Saunders Award recipient, given to the county's top senior student-athlete in football by the Hall of Champions ... Helped the Vaqueros to a league title and an 11-1 record in 2006, the best in school history ... Threw for 417 yards in a single game in 2006, the eighth-highest passing total in section history ... His junior season, threw for over 2,000 yards and tossed 14 TD passes ... Career totals include 5,741 yards passing and 49 touchdowns ... Two-time team captain ... Rated the 34th-best quarterback nationally and the No. 97 player overall in California by *Rivals.com* ... *Scout.com* listed him among the top 50 quarterback recruits in the nation and No. 6 in California ... Ranked No. 62 overall by *SuperPrep Magazine* in the state ... An honor student, who ranked in the top six percent of his class and garnered first-team all-academic honors by the *San Diego Union-Tribune* two straight years ... Also played baseball at El Cap.

Personal: Born June 22, 1989, in San Diego, Calif. ... Son of Tim and Kay

Linn Lindley ... Father, Tim, played water polo at Occidental College ... Major is social science teaching.

■ LINDLEY'S CAREER STATISTICS

Career Statistics	G	Att.	Com.	INT	Yds.	TDs	Eff.	Tot. Off.
2008	11	427	242	9	2,653	16	117.01	2,591
2009	12	437	239	16	3,054	23	123.44	2,923
2010	13	421	243	14	3,830	28	149.43	3,799
2011	12	398	209	8	2,740	20	122.90	2,683
Totals	47	1,683	933	47	12,277	87	128.19	11,966

Career Highs: Attempts: 59 at Notre Dame (9/6/08); Completions: 36 vs. Utah (11/20/10); Passing Yards: 528 vs. Utah (11/20/10); Long Pass: 90 vs. Utah (11/20/10); TDs Passing: 6 at CSU (10/24/09); TDs Rushing: 1 vs. S. Utah (9/12/09), at Notre Dame (9/6/08).

2011 Highs: Attempts: 51 vs. BSU (11/19/11); Completions: 30 vs. BSU (11/19/11); Passing Yards: 350 vs. BSU (11/19/11); Long Pass: 71 vs. WYO (10/29/11); TDs Passing: 4 vs. Cal Poly (9/3/11).

■ LINDLEY'S CAREER GAME-BY-GAME

	Passing					Rushing		
	Att.	Com.	INT	Yds.	TDs	Att.	Yds.	TDs
CAL POLY (8/30/08)*	45	27	2	352	3	6	-16	0
at ND (9/6/08)*	59	29	1	274	1	2	-6	1
at SJSU (9/13/08)*	29	10	0	140	0	6	-23	0
IDAHO (9/27/08)*	38	24	1	433	4	3	25	0
at TCU (10/4/08)*	8	4	0	37	0	3	-7	0
AFA (10/11/08)	Did Not Play - Injured							
at UNM (10/18/08)*	37	18	1	156	1	2	-10	0
CSU (10/25/08)*	33	24	1	166	1	1	-4	0
at WYO (11/1/08)*	52	28	0	311	1	4	-18	0
at BYU (11/8/08)*	20	36	1	160	1	3	0	0
UTAH (11/15/08)*	41	23	2	247	2	0	0	0
UNLV (11/22/08)*	50	35	0	387	2	1	-3	0
at UCLA (9/5/09)*	45	18	3	238	2	0	0	0
SUU (9/12/09)*	30	20	0	287	2	2	2	1
at Idaho (9/19/09)*	35	21	1	200	1	1	-10	0
at AFA (9/26/09)*	41	25	4	284	2	4	-28	0
NMSU (10/3/09)*	27	7	1	123	1	2	-9	0
BYU (10/17/09)*	33	21	1	298	3	1	-10	0
at CSU (10/24/09)*	29	43	0	459	6	1	-9	0
UNM (10/31/09)*	38	22	0	253	3	5	-31	0
TCU (11/7/09)*	34	16	2	164	1	0	0	0
WYO (11/14/09)*	29	18	0	200	0	0	0	0
at UTAH (11/21/09)*	37	17	2	207	1	2	-19	0
at UNLV (11/28/09)*	45	25	2	341	1	4	-17	0
NICHOLLS (9/4/10)*	26	17	0	303	2	0	0	0
at NMSU (9/11/10)*	42	20	0	319	1	0	0	0
at Missouri (9/18/10)*	44	20	1	190	0	1	-6	0
UTAH ST. (9/25/10)*	24	17	1	362	3	2	3	0
at BYU (10/9/10)*	34	20	1	220	3	1	-9	0
AFA (10/16/10)*	26	14	1	247	1	5	18	0
at UNM (10/23/10)*	37	18	1	249	2	1	3	0
at WYO (10/30/10)*	32	16	2	365	3	2	-5	0
CSU (11/6/10)*	23	14	2	171	1	1	-10	0
at TCU (11/13/10)*	26	11	2	262	2	3	-23	0
UTAH (11/20/10)*	54	36	3	528	4	2	-10	0
UNLV (11/27/10)*	30	22	0	338	4	0	0	0
NAVY (12/23/10)*	18	23	0	276	2	0	18	0
CAL POLY (9/3/11)*	27	15	0	203	4	1	1	0
at Army (9/10/11)*	18	8	0	146	1	1	-11	0
WSU (9/17/11)*	37	21	1	273	2	2	2	0
at Mich (9/24/11)*	48	23	0	253	1	1	-14	0
TCU (10/8/11)*	41	15	3	201	2	1	-8	0
at AFA (10/13/11)*	21	15	0	209	2	1	9	0
WYO (10/29/11)*	27	13	1	247	2	3	-17	0
UNM (11/5/11)*	24	16	0	271	0	1	-9	0
at CSU (11/12/11)*	35	19	1	154	1	0	0	0
BSU (11/19/11)*	51	30	1	350	3	1	-9	0
at UNLV (11/26/11)*	29	13	1	152	2	2	14	0
Fresno St. (12/3/11)*	40	21	0	281	0	2	-15	0

* = Game started



► **#24 COLIN LOCKETT**

WR, 6-0, 175, So.-1L
Diamond Bar, Calif. (Diamond Bar HS)

Switched to the offensive side of the ball over the summer ... Originally ended spring drills No. 2 at one of the corner-back spots ... Also returns kicks ... Leads the team and ranks third in the league with 885 receiving yards ... Also tops the team in and is fourth in receptions (52) ... Member of the Biletnikoff Award Watch List ... 2011 midseason all-

MW first team by *Phil Steele* as a wide receiver and on the third team as a kick returner.

2011: Converted to wideout from cornerback this summer ... Starter for the first time vs. Cal Poly, while also returning kicks ... Had three catches for 82 yards and an 18-yard touchdown on offense and scored another TD on a 94-yard kick return in the fourth quarter against the Mustangs ... Career-long catch on the game's second play at Army with a 68-yard touchdown ... Finished the afternoon with his first 100-yard receiving effort (113 yards) on a career-best five receptions ... Managed to haul in four passes for 59 yards in the win over WSU, while also averaging 24.6 yards on kick returns with a long of 44 in the first quarter ... Career-high seven receptions for 71 yards against Michigan, while adding the team's lone touchdown on a 16-yard catch in the second half ... Also was credited with his first career rushes for 13 yards vs. the Wolverines ... Made three catches for 51 yards and had six kick returns for 101 yards with a long of 22 yards against TCU ... Had three receptions for 53 yards and a touchdown at Air Force ... Had three catches for 38 yards vs. Wyoming ... Added a career-long 43-yard rushing attempt ... Had three catches for 93 yards vs. New Mexico ... Grabbed three balls for 29 yards at Colorado State ... Posted career highs of receptions (8) and receiving yards (149), and added 109 kickoff returns yards vs. Boise State ... Caught four balls for 45 yards and a touchdown at UNLV ... Had his third 100-yard receiving yard game of the season with 102 yards on six catches against Fresno State.

2010: Played 11 games on defense and special teams, making eight tackles, including seven solo efforts ... Collegiate debut vs. Nicholls ... First career tackle vs. Utah State ... Also made one stop against BYU, Air Force, New Mexico, Colorado State, TCU, Utah and Navy.

2009: Did not play, redshirting the campaign.

High School: A three-year starter for coach John Marin at Diamond Bar High School ... Was an all-league pick on both offense (second-team wide receiver) and defense (first-team defensive back) in 2008 ... Named the Diamond Bar High defensive player of the year after recording 58 total tackles and five interceptions his senior season ... Grabbed 26 receptions for 367 yards (14.1 average) and two scores in 2008 ... Received a Sierra League honorable mention nod in 2007 ... Had 31 tackles and 13 pass breakups as a junior in 2007 ... Also competed in track and field ... A Sierra League third-place finisher in the 300-meter hurdles in 2008 ... A CIF first-round qualifier in the same event ... A scholar-athlete and an all-league academic selection.

Personal: Born April 5, 1991, in Diamond Bar, Calif. ... Son of Janice Johnson-Lockett and Frederick Lockett ... Brother, Bret, played football at UCLA and is currently a member of the New England Patriots ... Also considered Oregon State ... Major is communications.

■ **LOCKETT'S CAREER RECEIVING STATISTICS**

Career Statistics	Receiving				
	G	No.	Yds.	TD	Avg.
2011	12	52	885	5	17.0

Kick Returns	Att.	Yds.	TD	Avg.	Long
2011	29	613	1	21.1	94

Career/2011 Highs: Receptions: 8 vs. BSU (11/19/11); Receiving Yards: 149 vs. BSU (11/19/11); Receiving TDs: 1, four times; Long Reception: 68 at Army (9/10/11); Long Kickoff Return: 94 vs. Cal Poly (9/3/11); Kickoff Return TD: 1 vs. Cal Poly (9/3/11).

■ **LOCKETT'S 2011 GAME-BY-GAME**

	Receiving			
	No.	Yds.	TD	Avg.
CAL POLY (9/3/11)*	3	82	1	27.3
at Army (9/10/11)*	5	113	1	22.6
WSU (9/17/11)*	4	59	0	14.8

at Mich (9/24/11)	7	71	1	10.1
TCU (10/8/11)	3	51	0	17.0
at AFA (10/13/11)*	3	53	1	17.7
WYO (10/29/11)*	3	38	0	12.7
UNM (11/5/12)*	3	93	0	31.0
at CSU (11/12/12)*	3	29	0	9.7
BSU (11/19/12)*	8	149	0	18.6
at UNLV (11/26/11)*	4	45	1	10.3
Fresno St. (12/3/11)*	6	102	0	17.0

* = Game started



► **#94 JEROME LONG**

DL, 6-5, 285, Sr.-3L,
Los Osos, Calif. (Los Osos HS)

Returning starter, who has stepped up to take a leadership role on an otherwise inexperienced defensive line ... Made huge improvements over the past two years, and has set career-best marks in every major defensive category ... Has played in all but one contest the last three years as both a reserve and starter ... Pressed into extensive duty

as a true freshman in 2008 ... 2011 preseason all-MW first-team by *Lindy's* and *Phil Steele* ... 2011 midseason All-American (honorable mention) and all-Mountain West first-team by *Phil Steele*.

2011: Named a second-team all-Mountain West pick ... Starter at defensive tackle, making five stops vs. Cal Poly ... Reached double-figures in tackles for the first time in his career in the win over Army, logging 10 total, highlighted by a 6-yard sack on the Black Knights' final drive of the game ... Had a career-best two sacks for a loss of 14 yards in helping lead the defense against WSU ... Made four tackles at Michigan ... Career-high 13 tackles against TCU, including two for a loss of yardage and four others for no gain ... His 13 stops are the most by an Aztec since 2009 ... Had four tackles, including a sack and his first career forced fumble at Air Force ... Had six stops vs. Wyoming ... Made two tackles, including a sack vs. New Mexico ... Made five stops at Colorado State ... Had a game-high 10 tackles, including one for a loss, vs. Boise State ... Made four stops at UNLV.

2010: Starter in 10 of 13 outings, including the last seven contests ... Midseason and postseason all-MWC third team by *Phil Steele Magazine* ... Career-high six tackles for loss and had 30 stops overall ... Started his first game since his freshman campaign, doing so at defensive tackle against Nicholls ... Had two stops, including one behind the line of scrimmage, in the win vs. the Colonels ... Tied for team lead with eight tackles at NMSU, highlighted by a sack for a seven-yard loss ... Two stops and a half TFL at No. 25 Missouri ... Two tackles for loss as a reserve in the win over Utah State ... Made a stop behind the line of scrimmage in the first four contests of 2010 ... Two tackles vs. BYU and Air Force ... Starter at New Mexico and Wyoming ... Had a tackle in 20 straight games, a streak that was stopped against Colorado State ... Blocked his first career field goal attempt against CSU ... Recovered his first career fumble in the end zone and added an assisted tackle at TCU ... Had four tackles against UNLV, including 1.5 for a loss and a half sack ... Made two stops vs. Navy.

2009: Played all 12 contests as a reserve on the defensive line ... Posted 23 tackles and 1.5 sacks ... Had at least one stop in all 12 outings ... One tackle in each of first four games ... Tallied a sack for a loss of six yards in the opener with UCLA ... Two stops in the win over NMSU and four vs. BYU ... Contributed two tackles, including a half sack, against New Mexico ... Had two tackles (one solo) vs. TCU ... Made one stop against Wyoming ... Made a season-high five tackles at Utah ... Concluded 2009 with two tackles at UNLV.

2008: One of two true freshmen to log a start ... Started seven total contests and was a reserve in four others ... Compiled 37 tackles, two tackles for loss and a sack ... Saw action in the team's opener with Cal Poly as a reserve ... Made four tackles ... Injured his ankle vs. the Mustangs and played limited minutes at Notre Dame ... DNP at San Jose State ... Logged an assisted tackle in his first career start vs. Idaho ... Best performance of the season at TCU, making nine tackles ... Six assisted stops against Air Force ... Starter at UNM, making five tackles ... Had four tackles with his first career stop for a loss vs. CSU ... Starter again at Wyoming and had one tackle ... First career sack at BYU, recording seven total tackles on the afternoon.

High School: Recorded 68 tackles, 4.5 sacks, a blocked punt and a fumble recovery as a senior at Morro Bay High School under coach John Andree ... 2007 first-team pick on the defensive line by *CalHiSports.com* ... Named

the Los Padres League Lineman of the Year in 2007 ... All-San Luis Obispo County first team defensive lineman and all-CIF-SS Northwest Division defensive team honors ... The Pirates had a 10-0 regular season record and won their first outright Los Padres League title since 1971 during his senior campaign ... Served as team captain in 2007 ... Also played tight end at Morro Bay, garnering first-team all-league accolades as a junior ... Member of the Pirates' wrestling team, earning three league titles and placing fourth at the CIF meet as a junior in the heavyweight division.

Personal: Born April 9, 1990, in Riverside, Calif. ... Son of Julie Long ... Is a math major.

■ LONG'S CAREER STATISTICS

Career Statistics	G	UA-AT-TT	TFL-Yds.	Sacks	Int.	PBU	FF	FR
2008	11	14-23-37	2.0-8	1.0-7	0-0	0	0	0-0
2009	12	12-11-23	1.5-8	1.5-8	0-0	0	0	0-0
2010	13	16-14-30	6.0-18	1.5-7	0-0	0	0	1-0
2011	12	47-22-69	8.0-34	5.0-29	0-0	0	1	0-0
Totals	48	89-70-159	17.5-68	9.0-51	0-0	0	1	0-0

Career Highs: Tackles: 13 vs. TCU (10/8/11); TFL: 2.0 vs. TCU (10/8/11), vs. WSU (9/17/11), vs. Utah St. (9/25/10); Sacks: 2.0 vs. WSU (9/17/11); FR: 1 at TCU (11/13/10); FF: 1 (at AFA, 10/13/11); Blocked Kicks: 1 vs. CSU (11/6/10).

2011 Highs: Tackles: 13 vs. TCU (10/8/11); TFLs: 2.0 vs. TCU (10/8/11), vs. WSU (9/17/11); Sacks: 2.0 vs. WSU (9/17/11); FF: 1 (at AFA, 10/13/11).

■ LONG'S CAREER GAME-BY-GAME

	G	UA-AT-TT	TFL-Yds.	Sacks	Int.	PBU	FF	FR
CAL POLY (8/30/08)	1	1-3-4	0-0	0-0	0-0	0	0	0
at ND (9/6/08)	1	0-0-0	0-0	0-0	0-0	0	0	0
at SJSU (9/13/08)		Did Not Play						
IDAHO (9/27/08)	1	0-1-1	0-0	0-0	0-0	0	0	0
at TCU (10/4/08)	1	3-6-9	0-0	0-0	0-0	0	0	0
AFA (10/11/08)	1	0-6-6	0-0	0-0	0-0	0	0	0
at UNM (10/18/08)	1	2-3-5	0-0	0-0	0-0	0	0	0
CSU (10/25/08)	1	4-0-4	1.0-1	0-0	0-0	0	0	0
at WYO (11/1/08)	1	1-0-1	0-0	0-0	0-0	0	0	0
at BYU (11/8/08)	1	3-4-7	1.0-7	1.0-7	0-0	0	0	0
UTAH (11/15/08)	1	0-0-0	0-0	0-0	0-0	0	0	0
UNLV (11/22/08)	1	0-0-0	0-0	0-0	0-0	0	0	0
at UCLA (9/5/09)	1	1-0-1	1.0-6	1.0-6	0-0	0	0	0
SUU (9/12/09)	1	1-0-1	0-0	0-0	0-0	0	0	0
at Idaho (9/19/09)	1	0-1-1	0-0	0-0	0-0	0	0	0
at AFA (9/26/09)	1	0-1-1	0-0	0-0	0-0	0	0	0
NMSU (10/3/09)	1	1-1-2	0.5-2	0.5-2	0-0	0	0	0
BYU (10/17/09)	1	3-1-4	0-0	0-0	0-0	0	0	0
at CSU (10/24/09)	1	0-1-1	0-0	0-0	0-0	0	0	0
UNM (10/31/09)	1	1-1-2	0-0	0-0	0-0	0	0	0
TCU (11/7/09)	1	1-1-2	0-0	0-0	0-0	0	0	0
WYO (11/14/09)	1	1-0-1	0-0	0-0	0-0	0	0	0
at UTAH (11/21/09)	1	2-3-5	0-0	0-0	0-0	0	0	0
at UNLV (11/28/09)	1	1-1-2	0-0	0-0	0-0	0	0	0
NICHOLLS (9/4/10)*	1	2-0-2	1.0-1	0-0	0-0	0	0	0
at NMSU (9/11/10)*	1	1-7-8	1.0-7	1.0-7	0-0	0	0	0
at Missouri (9/18/10)*	1	1-1-2	0.5-1	0-0	0-0	0	0	0
UTAH ST. (9/25/10)	1	3-0-3	2.0-4	0-0	0-0	0	0	0
at BYU (10/9/10)	1	2-0-2	0-0	0-0	0-0	0	0	0
AFA (10/16/10)	1	1-1-2	0-0	0-0	0-0	0	0	0
at UNM (10/23/10)*	1	1-0-1	0-0	0-0	0-0	0	0	0
at WYO (10/30/10)*	1	1-2-3	0-0	0-0	0-0	0	0	0
CSU (11/6/10)*	1	0-0-0	0-0	0-0	0-0	0	0	0
at TCU (11/13/10)*	1	0-1-1	0-0	0-0	0-0	0	0	1-0
UTAH (11/20/10)*	1	0-0-0	0-0	0-0	0-0	0	0	0
UNLV (11/27/10)*	1	3-1-4	1.5-5	0.5-3	0-0	0	0	0
NAVY (12/23/10)*	1	1-1-2	0-0	0-0	0-0	0	0	0
CAL POLY (9/3/11)*	1	4-1-5	0-0	0-0	0-0	0	0	0-0
at Army (9/10/11)*	1	7-3-10	1.0-6	1.0-6	0-0	0	0	0-0
WSU (9/17/11)*	1	2-1-3	2.0-14	2.0-14	0-0	0	0	0-0
at Mich (9/24/11)*	1	1-3-4	0-0	0-0	0-0	0	0	0-0
TCU (10/8/11)*	1	7-6-13	2.0-3	0-0	0-0	0	0	0-0
at AFA (10/13/11)*	1	3-1-4	1.0-3	1.0-3	0-0	0	1	0-0
WYO (10/29/11)*	1	6-0-6	0-0	0-0	0-0	0	0	0-0

UNM (11/5/11)*	1	2-0-2	1.0-6	1.0-6	0-0	0	0	0-0
at CSU (11/12/11)*	1	3-2-5	0-0	0-0	0-0	0	0	0-0
BSU (11/19/11)*	1	10-0-10	1.0-2	0-0	0-0	0	0	0-0
at UNLV (11/26/11)*	1	2-2-4	0-0	0-0	0-0	0	0	0-0
Fresno St. (12/3/11)*	1	2-1-3	0-0	0-0	0-0	0	0	0-0

* = Game started



► #2 LEON MCGADDEN

DB, 5-10, 185, Jr.-2L, Inglewood, Calif. (St. John Bosco HS)

Has become one of the top corners in the MWC in just two short seasons ... Originally signed as a wide receiver, but converted to defensive back full time during 2009 fall camp ... 2009 and 2010 MWC all-academic selection ... 2011 preseason first-team all-conference pick by *Athlon Sports*, *Blue Ribbon*, *Lindy's Sports* and *Phil Steele* ... Also

has contributed in the return game ... SDSU scholar-athlete ... 2011 midseason all-MW-American (honorable mention) by *Phil Steele* and also a midseason all-MW first-team pick.

2011: Earned first-team all-MW honors for the second consecutive season, the first Aztec to do that since Will Demps in 2000-01 ... Also returns punts ... Starter at cornerback in the opener, making three tackles and also recording a pass breakup in the win over Cal Poly ... Had two PBUs, including one in the end zone and one on Army's final drive of the game, to go with two tackles ... Also returned his first punt for nine yards in the third quarter at Army ... Four tackles and two PBUs for the second game in a row vs. WSU, while also logging three punt returns, highlighted by a career-long 26-yarder ... Recorded three solo efforts in the loss at Michigan, while logging his first career carries on offense for five yards ... Posted his first interception of the season, returning it 23 yards against TCU ... Also had three solo stops and a pass breakup vs. the Horned Frogs ... Had a season-high six tackles with a PBU at Air Force ... Made four stops vs. Wyoming and also had 0.5 TFL and a PBU ... Intercepted another pass vs. New Mexico ... Had a tackle and a PBU at Colorado State ... Broke up two passes and had a tackle vs. Boise State ... Tied his career high with seven tackles, including 1.0 TFL, at UNLV ... Tied his career high once again with a team-high seven tackles vs. Fresno State.

2010: Started every game at cornerback and also served as a punt returner ... Named a first-team all-MWC selection ... *Phil Steele* postseason all-MWC first team ... Led the league and tied for 17th nationally in passes defended per game (1.08) ... Ranked third on the team in tackles with 55 and in stops for loss with 7.0 ... One of three Aztecs with two interceptions ... Starter at cornerback (2 tackles) and also returned punts (3 for 33 yards) in the opener against Nicholls ... Three assisted tackles in the win over New Mexico State ... Second career interception and first of the season at No. 25 Missouri ... Posted four stops, two PBUs and returned two punts for 13 yards against the Tigers ... Career-best and team game-high seven tackles, including three for a loss of 20 yards, in the win vs. Utah State ... Second INT of the season in the end zone at BYU ... Outstanding effort in the upset of No. 23 Air Force, contributing three solo tackles with one for a loss and breaking up three pass attempts ... Five stops in the win at UNM ... Two TFLs, including a sack for a loss of 11 yards, in the victory at Wyoming ... Tied his career high with seven tackles and added a PBU and a TFL vs. Colorado State ... Had another seven-tackle game with two PBUs at TCU ... Made four stops with a PBU vs. Utah ... Had five stops against UNLV ... Posted one tackle in the Poinsettia Bowl victory.

2009: Only true freshman to play in all 12 contests for the Aztecs a year ago ... Started six games, including each of the first five ... MWC all-freshman squad by *Rivals.com* ... Logged 26 tackles, including at least one in every outing ... Had a sack, an interception and blocked a pair of kicks ... One of two true freshmen to start against UCLA ... Earned the nod at left cornerback, making two tackles and adding a blocked extra point ... In his second start vs. Southern Utah, blocked another kick and returned it after a lateral for a defensive extra point ... Also added two stops against the T-Birds ... Two solo tackles as a starter at Idaho and a season-best five stops at Air Force ... Recorded his first career interception in the win over New Mexico State, returning it 39 yards to set up and SDSU field goal ... Came off the bench for the first time vs. BYU, logging only one solo tackle ... Starter at left cornerback at Colorado State and a reserve against UNM ... Also played against TCU and Wyoming ... Recorded his first career sack vs. Wyoming ... Had an assisted stop at Utah and in the finale at UNLV.

High School: Recorded 32 receptions for an average of 16.3 yards per catch, including seven touchdowns in 2008 at St. John Bosco in Bellflower, Calif. ... Was selected to the Trinity League first-team defense after he recorded 48 tackles and four interceptions in 2008 ... Caught a season-high seven passes for 108 yards against Lutheran High.

Personal: Born Oct. 26, 1990, in Bellflower, Calif. ... Son of Mia Price McFadden and Leon McFadden ... Has three sisters ... Father, Leon, played professional baseball with the Houston Astros organization ... Also drew interest from BYU, Washington, Utah State, Idaho and Sacramento State ... Majoring in communications.

■ MCFADDEN'S CAREER STATISTICS

Career Statistics	G	UA-AT-TT	TFL-Yds.	Sacks	Int.	PBU	FF	FR
2009	12	17-9-26	1.0-5	1.0-5	1-39	0	0	0-0
2010	13	38-17-55	7.0-40	1.0-11	2-0	12	0	0-0
2011	12	33-9-42	2.5-10	1.0-1	2-23	12	0	0-0
Totals	37	88-35-123	10.5-55	3.0-17	5-64	24	0	0-0

Punt Returns	Att.	Yds.	TD	Avg.	Long
2010	5	46	0	9.2	23
2011	12	70	0	5.8	26
Totals	17	116	0	6.8	26

Career Highs: Tackles: 7, five times; TFL: 3.0 vs. USU (9/25/10); Sacks: 1.0 vs. WYO (11/14/09), at WYO (10/30/10); INT: 1, five times; PBU: 3 vs. AFA (10/16/10); Blocked Kicks: 1 vs. S. Utah (9/12/09), at UCLA (9/5/09); Long Punt Return: 26 vs. WSU (9/17/11); Carries: 2 at Michigan (9/24/11); Rushing Yards: 5 at Michigan (9/24/11); Long Rush: 10 at Michigan (9/24/11).

2011 Highs: Tackles: 7 vs. FS (12/3/11), at UNLV (11/26/11); TFL: 1.0 vs. FS (12/3/11), at UNLV (11/26/11); INT: 1 vs. UNM (11/5/11), vs. TCU (10/8/11); PBU: 2 vs. BSU (11/19/11), vs. WSU (9/17/11), at Army (9/10/11); Long Punt Return: 26 vs. WSU (9/17/11); Carries: 2 at Michigan (9/24/11); Rushing Yards: 5 at Michigan (9/24/11); Long Rush: 10 at Michigan (9/24/11).

■ MCFADDEN'S CAREER GAME-BY-GAME

	G	UA-AT-TT	TFL-Yds.	Sacks	Int.	PBU	FF	FR
at UCLA (9/5/09)*	1	1-1-2	0-0	0-0	0-0	0	0	0
SUU (9/12/09)*	1	2-0-2	0-0	0-0	0-0	0	0	0
at Idaho (9/19/09)*	1	2-0-2	0-0	0-0	0-0	0	0	0
at AFA (9/29/09)*	1	3-2-5	0-0	0-0	0-0	0	0	0
NMSU (10/3/09)*	1	1-1-2	0-0	0-0	1-39	0	0	0
BYU (10/14/09)	1	1-0-1	0-0	0-0	0-0	0	0	0
at CSU (10/24/09)*	1	1-1-2	0-0	0-0	0-0	0	0	0
UNM (10/31/09)	1	2-1-3	0-0	0-0	0-0	0	0	0
TCU (11/7/09)	1	3-1-4	0-0	0-0	0-0	0	0	0
WYO (11/14/09)	1	1-0-1	1.0-5	1.0-5	0-0	0	0	0
at UTAH (11/21/09)	1	0-1-1	0-0	0-0	0-0	0	0	0
at UNLV (11/28/09)	1	0-1-1	0-0	0-0	0-0	0	0	0
NICHOLLS (9/4/10)*	1	0-2-2	0-0	0-0	0-0	0	0	0
at NMSU (9/11/10)*	1	0-3-3	0-0	0-0	0-0	0	0	0
at Missouri (9/18/10)*	1	3-1-4	0-0	0-0	1-0	2	0	0
UTAH ST. (9/25/10)*	1	5-2-7	3.0-20	0-0	0-0	1	0	0
at BYU (10/9/10)*	1	2-1-3	0-0	0-0	1-0	0	0	0
AFA (10/16/10)*	1	3-0-3	1.0-3	0-0	0-0	3	0	0
at UNM (10/23/10)*	1	1-4-5	0-0	0-0	0-0	1	0	0
at WYO (10/30/10)*	1	4-0-4	2.0-14	1.0-11	0-0	1	0	0
CSU (11/6/10)*	1	5-2-7	1.0-3	0-0	0-0	1	0	0
at TCU (11/13/10)*	1	6-1-7	0-0	0-0	0-0	2	0	0
UTAH (11/20/10)*	1	4-0-4	0-0	0-0	0-0	1	0	0
UNLV (11/27/10)*	1	4-1-5	0-0	0-0	0-0	0	0	0
NAVY (12/28/10)*	1	1-0-1	0-0	0-0	0-0	0	0	0
CAL POLY (9/3/11)*	1	3-0-3	0-0	0-0	0-0	1	0	0-0
at Army (9/10/11)*	1	0-2-2	0-0	0-0	0-0	2	0	0-0
WSU (9/17/11)*	1	3-1-4	0-0	0-0	0-0	2	0	0-0
at Mich (9/24/11)*	1	3-0-3	0-0	0-0	0-0	0	0	0-0
TCU (10/8/11)*	1	3-0-3	0-0	0-0	1-23	1	0	0-0
at AFA (10/13/11)*	1	4-2-6	0.5-2	0-0	0-0	1	0	0-0
WYO (10/29/11)*	1	3-1-4	0.5-3	0-0	0-0	1	0	0-0
UNM (11/5/11)*	1	1-0-1	0-0	0-0	1-0	0	0	0-0
at CSU (11/12/11)*	1	1-0-1	0-0	0-0	0-0	1	0	0-0

BSU (11/19/11)*	1	1-0-1	0-0	0-0	0-0	2	0	0-0
at UNLV (11/26/11)*	1	5-2-7	1.0-1	0-0	0-0	0	0	0-0
Fresno St. (12/3/11)*	1	6-1-7	1.0-6	0-0	0-0	0	0	0-0

* = Game started



► #98 SAM MEREDITH

DL, 6-4, 250, Fr.-HS,
La Mesa, Calif. (Helix HS)

An aggressive athlete who shows good speed for his size and can play both sides of the ball ... Played in 11 of the team's 12 games as a true freshman.

2011: One of four true freshman to play in the opener, coming in as a reserve in the second half ... Played, but did not log a stat for the second consecutive outing at Army ...

First career tackle in the win over Washington State ... Only stop at Michigan was for a loss of two yards ... One solo effort in the loss to TCU ... Was a reserve at AFA, vs. Wyoming and vs. New Mexico ... Did not play at Colorado State ... Made on tackle against Boise State ... Did not play at UNLV, but logged snaps against Fresno State the following game.

Personal: A three-star signee by *Rivals.com* ... A three-star recruit by *ESPN.com* who received a *Scouts, Inc.* grade of 77 and is listed as the No. 45 tight end recruit ... Earned all-CIF defensive line honors, recording six sacks through 10 games as a senior ... Named East County League Defensive Player of the Year and *Prep Pigskin Report* lineman of the year ... As a junior, was an East County first-team selection as both a tight end and defensive end ... Also saw action at Helix as an offensive lineman ... Lettered in basketball and track ... Cousin is Trask Iosefa, who was a four-year starting center at SDSU from 2007-10 ... Chose the Aztecs over Stanford, Brigham Young, Arizona and Utah.

■ MEREDITH'S CAREER STATISTICS

Career Statistics	G	UA-AT-TT	TFL-Yds.	Sacks	Int.	PBU	FF	FR
2011	11	4-0-4	1.0-2	0-0	0-0	0	0	0-0

Career/2011 Highs: Tackles: 1, four times; TFLs: 1.0 at Michigan (9/24/11).



► #39 ADAM MUEMA

RB, 5-10, 190, Fr.-RS,
Covina, Calif. (Charter Oak HS)

A hard-nosed runner, who can get yardage after contact and is tough to bring down ... Saw a lot of action during 2011 spring drills after redshirting 2010 ... Ran for 119 yards in his only start against Boise State, filling in for the injured Ronnie Hillman.

2011: Has appeared four times as a reserve and once as a starter ... Had his first four career carries for 37 yards vs. New Mexico, including a 23-yard run ... Came in at Colorado State after injuries forced starter Ronnie Hillman and backup Walter Kazez out of the game, running 11 times for 45 yards ... Also caught a two-yard pass against the Rams ... Made his first career start against Boise State and had three overall touchdowns ... Rushed 13 times for 119 yards and two scores against the Broncos, including an 81-yard score, and added a one-yard TD reception ... Had nine rushes for 35 yards at UNLV ... Carried twice for eight yards against Fresno State.

2010: Did not play in any games and utilized his redshirt campaign.

High School: Finished his senior season with 1,936 rushing yards on 269 carries (7.2 avg.) and 23 touchdowns at Charter Oak High School ... Helped the Chargers compile a 13-1 record during his senior campaign ... Earned offensive MVP and all-Miramonte League honors for his effort ... 2009 Player of the Year by the *San Gabriel Valley Tribune* ... His junior season was just as good as his team went 13-0-1, and he had 230 rushes for 1,922 yards (8.4 avg.) and 29 touchdowns ... Charter Oak won its conference title all four seasons and CIF twice ... The Chargers were 36-3-2 in his three years and were 26-1-1 with him as the starting running back ... His prep career totals included 4,552 yards rushing, 61 touchdowns and 7.83 yards per carry average over three seasons ... A three-star recruit with 40-inch vertical leap by *Rivals.com* ... Earned a *Scouts, Inc.* grade of 69 ... Also participated in track.

Personal: Born June 20, 1992, in Pasadena, Calif. ... Son of Trina Powell ... Chose San Diego State over the likes of Colorado, Fresno State, Nevada,

Utah, UTEP, Washington and Washington State ... Is an exercise and nutritional sciences major.

■ MUEMA'S CAREER STATISTICS

Career Statistics	Rushing					Receiving			
	G	Att.	Yds.	TD	Avg.	No.	Yds.	TD	Avg.
2011	4	37	236	2	6.4	2	3	1	1.5

Career/2011 Highs: Carries: 13 vs. BSU (11/19/11); Rushing Yards: 119 vs. BSU (11/19/11); Rushing TD's: 2 vs. BSU (11/19/11); Long Rush: 81 vs. BSU (11/19/11); Receptions: 1 vs. BSU (11/19/11), at CSU (11/12/11); Receiving Yards: 2 at CSU (11/12/11); Receiving TD's: 1 vs. BSU (11/19/11)

■ MUEMA'S CAREER GAME-BY-GAME

	Rushing					Receiving		
	Att.	Yds.	TD	Avg.	No.	Yds.	TD	Avg.
CAL POLY (9/3/11)								
at Army (9/10/11)								
WSU (9/17/11)								
at Mich (9/24/11)								
TCU (10/8/11)								
at AFA (10/13/11)								
WYO (10/29/11)								
UNM (11/5/11)	4	37	0	9.3	0	0	0	0.0
at CSU (11/12/11)	11	45	0	4.1	1	2	0	2.0
BSU (11/19/11)*	13	119	2	9.2	1	1	1	1.0
at UNLV (11/26/11)	9	35	0	3.9	0	0	0	0.0
Fresno St. (12/3/11)	2	8	0	4.0	0	0	0	0.0

* = Game started

▶ **#83 OSMOND NICHOLAS**

WR, 6-3, 215, So.-SQ
Oceanside, Calif. (Oceanside HS)

Athletic target, who has a redshirt sophomore ... Ended 2011 spring drills behind Dylan Denso at the Z receiver spot ... One of six current Aztec players to graduate from Oceanside High ... Four-time SDSU scholar-athlete.

2011: Played in the opener against Cal Poly ... Also saw time at Michigan, vs. TCU, at Air Force and vs. Wyoming ... Had his first career receptions against New Mexico for 18 and 16 yards ... Had a 12-yard catch at Colorado State ... Logged action at UNLV and against Fresno State, but did not record a stat.

2010: Did not play in any games in his second year on campus.

2009: Redshirted as a true freshman.

High School: Had 37 receptions and five touchdowns for Oceanside High head coach John Carroll ... Selected to the second-team offense by the San Diego Hall of Champions ... Led Oceanside to four consecutive Division II San Diego Section championships ... Helped the Pirates to a 12-0-1 record and No. 19 national ranking in 2008 ... Also led the Pirates to the California State Division II Bowl Title in 2007, the first San Diego Section team to do so ... Competed for the basketball team ... Had above a 4.0 GPA as a prep.

Personal: Born Jan. 27, 1991, in Harbor City, Calif. ... Son of Estela and Javier Nicholas ... Brother, Javier, spent some time as a wideout with the SDSU football team ... Sister, Nadya, swam at Howard University ... Also recruited by Utah, Colorado, New Mexico, Arizona State, Oregon State and several Ivy League schools ... Majoring in criminal justice.

■ NICHOLAS' CAREER STATISTICS

Career Statistics	Receiving				
	G	No.	Yds.	TD	Avg.
2011	10	3	46	0	15.3
Totals	10	3	46	0	15.3

Career Highs: Receptions: 2 vs. UNM (11/5/11); Receiving Yards: 34 vs. UNM (11/5/11); Long Reception: 18 vs. UNM (11/5/11).

▶ **#97 DONTRELL ONUOHA**

DL, 6-2, 250, Fr.-RS,
Indio, Calif. (La Quinta HS)

Excellent athlete who runs well and has given the Aztecs much needed depth on the defensive line ... Moved outside from defensive tackle to defensive end.

2011: Had his first tackle in his first collegiate game vs. Cal Poly, coming off the bench ... Traveled but did not play at Army ... Second action of the season came against TCU, posting his second career tackle ... Had a career-high five tackles at Air Force, and added two tackles for a loss (his first of his career) and his first sack ... Had two stops vs. Wyoming ... Recorded two tackles vs. New Mexico ... Logged action at Colorado State ... Had two stops in another start vs. Boise State before leaving with an injury ... Missed the game at UNLV and against Fresno State with the injured back.

2010: Redshirted as a true freshman.

High School: Helped La Quinta High, under head coach Dan Armstrong, to three league titles and one runner-up finish over his four seasons ... Was a three-time all-league selection and two-time all-CIF pick ... Named the league's lineman of the year ... Two-year captain ... A three-star recruit according to *Rivals.com*.

Personal: Born Feb. 12, 1992, in Long Beach, Calif. ... Son of Debbie Woods and Carl Walker ... Chose San Diego State over Colorado, Fresno State, Nevada, New Mexico State and UNLV ... Has yet to decide on his major.

■ ONUOHA'S CAREER STATISTICS

Career Statistics	G	UA-AT-TT	TFL-Yds.	Sacks	Int.	PBU	FF	FR
	2011	7	10-3-13	2.0-7	1.0-6	0-0	0	0

Career/2011 Highs: Tackles: 5 at AFA (10/13/11); TFL: 2.0 at AFA (10/13/11); Sacks: 1.0 at AFA (10/13/11).



▶ **#29 LARRY PARKER**

DB, 5-11, 170, Sr.-2L,
San Diego, Calif. (St. Augustine HS/Grossmont JC)

Had a breakout season, putting together one some of the best numbers by a cornerback in the country ... A shut-down corner with outstanding hands ... SDSU's primary punt returner and a back-up at cornerback a year ago ... Only JC signee in the 2009 recruiting class ... Played in all but one outing over his three seasons ... Second-team pre-season all-conference by *Phil Steele* as a punt returner ... 2011 midseason fourth-team All-American by *Phil Steele* and a first-team all-MW pick by the same publication.

2011: Earned first-team all-MW honors ... Had four solo tackles as a starter at cornerback and returned two punts for 17 yards in the win over Cal Poly ... Career-high five tackles and batted down a pair of passes, including on Army's final offensive play ... Named co-MW defensive player of the week after forcing three turnovers against Washington State, including logging his first two interceptions of his career both in the fourth quarter ... Also tied for the team lead vs. the Cougars with a career-high seven tackles and added a PBU ... Played a part in forcing three more turnovers at No. 22/21 Michigan, logging a forced fumble, a fumble recovery and his third interception in the last two outings ... Also compiled four tackles, a 22-yard punt return and a pass breakup vs. the Wolverines ... Logged an interception for the third consecutive game, while also forcing a fumble against TCU ... Ended the evening with six tackles, including a half for a loss vs. the Horned Frogs ... Had six tackles and an interception at Air Force ... Had five tackles and a PBU vs. Wyoming ... Recorded three tackles with a TFL vs. New Mexico ... Made two tackles at Colorado State ... Had five stops, including a TFL, an interception and a PBU vs. Boise State ... Made five tackles and had a PBU at UNLV ... Had three tackles and his seventh interception of the year vs. Fresno State ... Was a part of nine forced turnovers over a four-game stretch from Sept. 17-Oct. 13 ... His seven picks are tied with two others for the second most in the nation, the most by a San Diego State player since 1969 and tied for the third most in a season in program history.

2010: Appeared in 12 of 13 contests, tallying 25 tackles ... Only Aztec to force and recover a fumble ... Third in the MWC in punt return average (6.2 ypr.) to earn postseason third-team honors from *Phil Steele* ... Had two tackles against Nicholls and one apiece in the other three games ... Missed the Utah State contest due to injury ... Forced a fumble vs. Nicholls and recovered a fumble at BYU ... Long of 14 yards in the opener and posted a 13-yard return against BYU ... Season-best three stops in the win over Air Force ... His 22-yard punt return led to a touchdown in the team's victory at Wyoming ... Recorded one tackle and returned two punts for nine yards against Colorado State ... Had three tackles and a career-high two PBU's at TCU ... Also had two punt returns for 33 yards, including a career-long 29-yard return ... Tied his career high with four tackles against Utah ...



Recorded three stops vs. UNLV ... Made three tackles against Navy.

2009: Appeared in all 12 contests as a reserve defensive back ... Posted 20 tackles, recovered a fumble and had two pass break-ups ... Made his Aztec debut as a reserve against UCLA, tallying one PBU ... Four stops and a PBU in the win over Southern Utah ... Made three tackles in the losses at Idaho and Air Force ... Two stops in the win at Colorado State ... Two solo efforts and returned a fumble 65 yards to set up a field goal in the second quarter of the loss to Wyoming ... Made three total tackles in the final two outings of the season.

At Grossmont: Played just one season at Grossmont College in El Cajon in 2008 ... Had 38 tackles and three interceptions with the Griffins to earn honorable mention all-Southern Conference honors.

High School: Prepped at St. Augustine High School in San Diego ... First-team all-league pick, who played both sides of the ball and returned kicks ... Helped the Saints to a 10-3 overall record and a CIF section title in 2006 ... Had 45 receptions, 44 tackles and eight interceptions as a senior ... Originally signed and redshirted as a wide receiver at Sacramento State in 2007.

Personal: Born Jan. 17, 1989 ... Majoring in public administration.

■ PARKER'S CAREER STATISTICS

Career Statistics	G	UA-AT-TT	TFL-Yds.	Sacks	Int.	PBU	FF	FR
2009	12	11-9-20	0-0	0-0	0-0	2	0	1-65
2010	12	18-7-25	1.0-4	0-0	0-0	4	1	1-0
2011	12	42-14-56	2.5-4	0-0	7-57	7	3	1-0
Totals	36	71-30-101	3.5-8	0-0	7-57	13	4	3-65

Punt Returns	Att.	Yds.	TD	Avg.	Long
2010	19	117	0	6.2	29
2011	10	45	0	4.5	22
Totals	29	162	0	5.9	29

Career Highs: Tackles: 7 vs. WSU (9/17/11); TFL: 1.0 vs. BSU (11/19/11), vs. Nicholls (9/4/10); INT: 2 vs. WSU (9/17/11); PBU: 2 at Army (9/10/11), at TCU (11/13/10); FF: 1 vs. TCU (10/8/11), at Michigan (9/24/11), vs. WSU (9/17/11), vs. Nicholls (9/4/10); FR: 1 at Michigan (9/24/11), at BYU (10/6/10), vs. WYO (11/14/09); Long Punt Return: 29 at TCU (11/13/10).

2011 Highs: Tackles: 7 vs. WSU (9/17/11); TFL: 1.0 vs. BSU (11/19/11); INT: 2 vs. WSU (9/17/11); PBU: 2 at Army (9/10/11); FF: 1 vs. TCU (10/8/11), at Michigan (9/24/11), vs. WSU (9/17/11); FR: 1 at Michigan (9/24/11); Long Punt Return: 22 at Michigan (9/24/11).

■ PARKER'S CAREER GAME-BY-GAME

	G	UA-AT-TT	TFL-Yds.	Sacks	Int.	PBU	FF	FR
at UCLA (9/5/09)	1	0-0-0	0-0	0-0	0-0	0	0	0-0
SUU (9/12/09)	1	1-3-4	0-0	0-0	0-0	1	0	0-0
at Idaho (9/19/09)	1	2-1-3	0-0	0-0	0-0	0	0	0-0
at AFA (9/29/09)	1	0-3-3	0-0	0-0	0-0	0	0	0-0
NMSU (10/3/09)	1	1-0-1	0-0	0-0	0-0	0	0	0-0
BYU (10/14/09)	1	1-0-1	0-0	0-0	0-0	0	0	0-0
at CSU (10/24/09)	1	1-1-2	0-0	0-0	0-0	0	0	0-0
UNM (10/31/09)	1	0-0-0	0-0	0-0	0-0	0	0	0-0
TCU (11/7/09)	1	1-0-1	0-0	0-0	0-0	0	0	0-0
WYO (11/14/09)	1	2-0-2	0-0	0-0	0-0	0	0	1-65
at UTAH (11/21/09)	1	1-1-2	0-0	0-0	0-0	0	0	0-0
at UNLV (11/28/09)	1	1-0-1	0-0	0-0	0-0	0	0	0-0
NICHOLLS (9/4/10)	1	2-0-2	1.0-4	0-0	0-0	1	1	0-0
at NMSU (9/11/10)	1	1-0-1	0-0	0-0	0-0	0	0	0-0
at Missouri (9/18/10)	1	1-0-1	0-0	0-0	0-0	0	0	0-0
UTAH ST. (9/25/10)		Did Not Play						
at BYU (10/9/10)	1	0-1-1	0-0	0-0	0-0	0	0	1-0
AFA (10/16/10)	1	1-2-3	0-0	0-0	0-0	0	0	0-0
at UNM (10/23/10)	1	1-0-1	0-0	0-0	0-0	0	0	0-0
at WYO (10/30/10)	1	2-0-2	0-0	0-0	0-0	0	0	0-0
CSU (11/6/10)	1	0-1-1	0-0	0-0	0-0	0	0	0-0
at TCU (11/13/10)	1	2-1-3	0-0	0-0	0-0	2	0	0-0
UTAH (11/20/10)	1	4-0-4	0-0	0-0	0-0	1	0	0-0
UNLV (11/27/10)	1	2-1-3	0-0	0-0	0-0	0	0	0-0
NAVY (12/28/10)	1	2-1-3	0-0	0-0	0-0	0	0	0-0
CAL POLY (9/3/11)*	1	4-0-4	0-0	0-0	0-0	0	0	0-0
at Army (9/10/11)*	1	3-2-5	0-0	0-0	0-0	2	0	0-0
WSU (9/17/11)*	1	5-2-7	0-0	0-0	2-32	1	1	0-0

at Mich (9/24/11)*	1	3-1-4	0-0	0-0	1-0	1	1	1-0
TCU (10/8/11)*	1	3-3-6	0.5-0	0-0	1-0	0	1	0-0
at AFA (10/13/11)*	1	3-3-6	0-0	0-0	1-22	0	0	0-0
WYO (10/29/11)*	1	5-0-5	0-0	0-0	0-0	1	0	0-0
UNM (11/5/11)*	1	2-1-3	1.0-1	0-0	0-0	0	0	0-0
at CSU (11/12/11)*	1	2-0-2	0-0	0-0	0-0	0	0	0-0
BSU (11/19/11)*	1	4-1-5	1.0-3	0-0	1-3	1	0	0-0
at UNLV (11/26/11)*	1	4-1-5	0-0	0-0	0-0	1	0	0-0
Fresno St. (12/3/11)*	1	3-0-3	0-0	0-0	1-0	0	0	0-0

* = Game started



► #38 ABELARDO PEREZ

PK, 6-1, 225, Sr.-1L, Chula Vista, Calif. (Castle Park HS/Southwestern JC)

A left-footed kicker, who earned the starting job right away on field goals and kickoffs ... Regularly puts the ball in or out of the back of the end zone on kickoffs ... Improved his accuracy throughout the year and has made eight consecutive field goals to end 2010 ... Preseason first-team all-league selection by *Athlon Sports* and

Lindy's.

2011: Lou Groza award candidate ... Made all seven of his extra-point attempts and recorded two touchbacks in the opener with Cal Poly, but missed on a 46-yard field goal try in the third quarter ... Hit the game-winning field goal from 42 yards out with 9:29 left in the fourth quarter against Army ... Missed on his only attempt vs. WSU from 39 yards out ... Logged two touchbacks on kickoffs against both No. 22/21 Michigan and TCU ... Had arguably his best game of the season at Air Force, going 2-for-3 on field goal attempts and knocking all eight kickoff into the end zone for touchbacks ... Had two touchbacks on kickoffs vs. New Mexico ... Made the game-winning field goal at Colorado State and put three of his four kick-offs into the end zone for touchbacks ... Averaged 69.5 yards per kickoff vs. Boise State ... Made his only field goal attempt and averaged 69.8 yards per kickoff at UNLV.

2010: Earned second-team all-MWC honors, becoming the first Aztec place-kicker named first- or second-team all-league since 1985 ... Had a league-best 28 touchbacks on kickoffs and averaged 67.4 ypk. ... Tied for 19th nationally in field goals per game and was first in the MWC ... Also No. 2 in the league in scoring behind Ronnie Hillman, tying for 37th nationally (8.1 ppg.) ... His 105 points scored were eighth in SDSU history ... Made 17 field goals to tie for third in SDSU single-season history, while his 77.3 percentage was sixth ... SDSU's starting place-kicker against Nicholls and also handled kickoffs ... Made 2-of-3 field-goal attempts, hitting his first as an Aztec from 44 yards out and later adding a 27-yard effort ... Two field goals for the second outing in a row at New Mexico State (25, 32 yards) ... Also posted six touchbacks on his eight kickoffs against the Aggies ... Nailed four more kickoffs into the end zone at No. 25 Missouri, while also making his only field-goal attempt from 25 yards ... Two field goals (20, 37 yards) in the victory vs. Utah State ... Missed his only FG attempt at BYU from 43 yards out ... Made two of three attempts in the upset of Air Force ... Career-best three field goals at New Mexico, the most in a single game by an Aztec since 2005 ... Connected on attempts of 36, 31 and 30 yards, while also averaging a season-high 70.0 yards per kickoff with four touchbacks ... Made each of his two field goals and logged his second consecutive game with a 70.0 kickoff average ... Made a 31-yarder against New Mexico ... Was 2-for-2 in field goal attempts against UNLV, including a career-long 53-yarder ... Converted five extra points against Navy.

At Southwestern: Played two years at Southwestern College ... An all-conference selection ... Was 10-for-13 on field-goal attempts, highlighted by a conversion of 55 yards ... Had 26 kickoffs sail into or out of the end zone in 2009, with four or five reported to have gone through the uprights.

High School: Prepped at Castle Park High in nearby Chula Vista, where he also excelled in soccer (two-time MVP of soccer team) ... Had a career-long field goal of 64 yards.

Personal: Born March 27, 1988, in Tijuana, Mexico ... Son of Alma and Hector Alvarado ... Chose San Diego State over North Carolina State, Kentucky and Idaho ... Majoring in anthropology.

■ A. PEREZ'S CAREER STATISTICS

Career Stats	FGM-A	Pct.	01-19	20-29	30-39	40-49	50-99	Lg.	Blk.
2010	17-22	.773	0-1	8-8	6-7	2-5	1-1	53	0
2011	5-13	.385	0-0	3-5	1-3	1-4	0-1	42	2
Totals	22-35	.629	0-1	11-13	7-10	3-9	1-2	53	1

Kickoffs	Att.	Yds.	Avg.	Tb	Ob
2010	86	5,797	67.4	28	1
2011	64	4,355	68.0	24	0
Totals	150	10,152	67.7	52	1

Career Highs: Field Goals: 3 at UNM (10/23/10); Long Field Goal: 53 vs. UNLV (11/27/10); Touchbacks: 8 at AFA (10/13/11)

2011 Highs: Field Goals: 2 at AFA (10/13/11); Long Field Goal: 42 at Army (9/10/11); Touchbacks: 8 at AFA (10/13/11)

■ PEREZ' CAREER GAME-BY-GAME

	Field Goals				Kickoffs			
	Md.	Att.	Long	Blkd.	No.	Yds.	Avg.	TB
NICHOLLS (9/4/10)	2	3	44	0	9	617	68.6	1
at NMSU (9/11/10)	2	4	32	0	8	554	69.2	6
at Missouri (9/18/10)	1	1	25	0	5	337	67.4	4
UTAH ST. (9/25/10)	2	2	37	0	8	543	67.9	0
at BYU (10/9/10)	0	1	0	0	4	274	68.5	2
AFA (10/16/10)	2	3	27	0	5	312	62.4	0
at UNM (10/23/10)	3	3	36	0	6	420	70.0	4
at WYO (10/30/10)	2	2	28	0	9	630	70.0	6
CSU (11/6/10)	1	1	31	0	5	340	68.0	0
at TCU (11/13/10)	0	0	0	0	6	411	68.5	2
UTAH (11/20/10)	0	0	0	0	6	372	62.0	1
UNLV (11/27/10)	2	2	53	0	9	610	67.8	2
NAVY (12/23/10)	0	0	0	0	6	377	62.8	0
CAL POLY (9/3/11)	0	1	0	0	8	532	66.5	2
at Army (9/10/11)	1	1	42	0	5	333	66.6	1
WSU (9/17/11)	0	1	0	0	7	477	68.1	1
at Mich (9/24/11)	0	0	0	0	2	140	70.0	2
TCU (10/8/11)	0	0	0	0	3	207	69.0	2
at AFA (10/13/11)	2	3	27	1	8	545	68.1	8
WYO (10/29/11)	0	2	0	0	5	348	69.6	1
UNM (11/5/11)	0	0	0	0	6	405	67.5	2
at CSU (11/12/11)	1	3	37	0	4	280	70.0	3
BSU (11/19/11)	0	0	0	0	4	278	69.5	1
at UNLV (11/26/11)	1	1	27	0	6	419	69.8	1
Fresno St. (12/3/11)	0	1	0	1	6	391	65.2	0



▶ #27 ERIC PINKINS

DB, 6-3, 205, So.-1L
Sacramento, Calif. (Inderkum HS)

Hard hitting defensive back, who did not play a year ago ... One of seven true freshmen to see action in 2009 ... Has played in all 12 games this season in a reserve role.

2011: Made one tackle in the opener against Cal Poly ... Played in each of the next three games (at Army, vs. Washington State and at Michigan), but did not record a stat ... Had two stops against TCU ... Logged defensive snaps at Air Force ... Had three tackles vs. Wyoming ... Made one stop vs. New Mexico ... Had a PBU at Colorado State ... Recorded a career-high five tackles, including a tackle for a loss, vs. Boise State ... Made three stops and blocked a punt at UNLV ... Had four tackles against Fresno State.

2010: Did not compete, utilizing his redshirt season.

2009: Competed in seven outings, primarily on special teams ... First collegiate contest against New Mexico State, ending up with one tackle ... Also had one stop vs. BYU and UNLV ... Two tackles vs. New Mexico and Wyoming ... Season-high three stops on defense against No. 6/4 TCU on Nov. 7.

High School: A 2008 all-Metro football second-team defense selection at Inderkum High School ... An honorable mention all-San Joaquin selection at defensive back by the Sacramento Chapter of the National Football Foundation ... He had 63 tackles, two interceptions and 12 deflections as a senior ... Also amassed 52 tackles, nine pass deflections, four blocked punts, three interceptions and a fumble recovery in 2007 ... Attended the National Underclassmen Combine and was named wide receiver MVP ...

Also a member of the track and field team.

Personal: Born April 7, 1991, in Sacramento, Calif. ... Son of Nancy and Eric Pinkins, Sr. ... Drew interest from Fresno State, California, Utah and UNLV ... Majoring in communications.

■ PINKINS' CAREER STATISTICS

Career Statistics	G	UA-AT-TT	TFL-Yds.	Sacks	Int.	PBU	FF	FR
2009	7	10-0-10	0-0	0-0	0-0	0	0	0
2010	Did Not Play - Redshirted							
2011	12	15-4-19	1.0-4	0-0	0-0	1	0	0
Totals	19	25-4-29	1.0-4	0-0	0-0	1	0	0

Career/2011 Highs: Tackles: 5 vs. BSU (11/19/11); TFL: 1.0 vs. BSU (11/19/11); PBU: 1 at CSU (11/12/11).



▶ #87 BRYCE QUIGLEY

TE, 6-5, 260, So.-1L
Apple Valley, Calif. (Granite Hills HS)

Has started nine times this season ... Great block tight end, who can also catch passes ... Earned playing time in the tight end rotation as a true freshman ... Mountain West all-academic and scholar-athlete selection ... SDSU scholar-athlete.

2011: Had one catch for 10 yards in a starting role against Cal Poly ... Came off the bench at Army, logging just a kickoff return for three yards ... Career high with four receptions for 32 yards in the win over WSU ... Started but did not match a catch at Michigan, vs. TCU and at Air Force ... Had two catches for eight yards vs. Wyoming ... Started again vs. New Mexico and at Colorado State, but did not record a stat ... Started against Air Force and had a 12-yard catch ... Earned the start at UNLV ... Caught a two-yard pass vs. Fresno State.

2010: Only freshman in the 2010 signing class to log a start ... Played in 11 contests overall, starting twice ... Had five catches for 66 yards and a score ... Made his collegiate debut at No. 25 Missouri ... First reception came against Utah State and it went for a 28-yard touchdown on fourth down ... Also had another five-yard grab in the win over the Aggies ... Logged one catch at BYU (19 yards) and at New Mexico (13 yards) ... Had a one-yard reception vs. UNLV ... Participated in the Poinsettia Bowl, but did not record a catch.

High School: A three-star recruit by Rivals.com at Granite Hills High ... Tabbed an all-Desert Sky League selection in 2008 and 2009 ... Named to the all-CIF Eastern Division team ... Participated in the Inland Empire All-Star Classic following his senior season ... Led the team in catches (40), yards (681 - 17.3 avg.) and touchdowns (5) as a junior ... Set seven school records at tight end ... Has experience playing defensive end ... Also competed in golf and basketball while at Granite Hills.

Personal: Born June 26, 1992, in Apple Valley, Calif. ... Son of Melinda and John Quigley ... Chose San Diego State over Cal, Fresno State and UC Davis ... Majoring in civil engineering.

■ QUIGLEY'S CAREER STATISTICS

Career Statistics	Receiving				
	G	No.	Yds.	TD	Avg.
2010	11	5	66	1	13.2
2011	12	9	64	0	7.1
Totals	23	14	130	1	9.3

Career Highs: Receptions: 4 vs. WSU (9/17/11); Receiving Yards: 33 vs. USU (9/25/10); Receiving TDs: 1 vs. USU (9/25/10); Long Reception: 28 vs. USU (9/25/10).

2011 Highs: Receptions: 4 vs. WSU (9/17/11); Receiving Yards: 32 vs. WSU (9/17/11); Longest Reception: 12 vs. BSU (11/21/11), vs. WSU (9/17/11).

■ QUIGLEY'S CAREER GAME-BY-GAME

	Receiving			
	No.	Yds.	TD	Avg.
NICHOLLS (9/4/10)	Did Not Play			
at NMSU (9/11/10)	Did Not Play			
at Missouri (9/18/10)	0	0	0	0.0
UTAH ST. (9/25/10)	2	33	1	16.5
at BYU (10/9/10)	1	19	0	19.0
AFA (10/16/10)	0	0	0	0.0

at UNM (10/23/10)	1	13	0	13.0
at WYO (10/30/10)	0	0	0	0.0
CSU (11/6/10)	0	0	0	0.0
at TCU (11/13/10)	0	0	0	0.0
UTAH (11/20/10)	0	0	0	0.0
UNLV (11/27/10)	1	1	0	1.0
NAVY (12/23/10)	0	0	0	0.0
CAL POLY (9/3/11)*	1	10	0	10.0
at Army (9/10/11)	0	0	0	0.0
WSU (9/17/11)	4	32	0	8.0
at Mich (9/24/11)*	0	0	0	0.0
TCU (10/8/11)*	0	0	0	0.0
at AFA (10/13/11)*	0	0	0	0.0
WYO (10/29/11)*	2	8	0	4.0
UNM (11/5/11)*	0	0	0	0.0
at CSU (11/12/11)*	0	0	0	0.0
BSU (11/19/11)*	1	12	0	12.0
at UNLV (11/26/11)*	0	0	0	0.0
Fresno St. (12/3/11)	1	2	0	2.0

* = Game started



► #52 EMILIO RIVERA

OL, 6-4, 295, Sr.-2L, Sylmar, Calif. (Sylmar HS)

Has started all 12 games this season after finishing spring drills at the No. 1 spot at left guard ... Has played on both special teams and at guard during his collegiate career.

2011: Made his first start since 2008 at left guard vs. Cal Poly ... Starter again in the victories over Army and Washington State ... Also was a starter at left guard at

Michigan ... First career catch for five yards after a botched field goal attempt against TCU ... Started again at Air Force, vs. Wyoming, vs. New Mexico, at Colorado State, vs. Boise State, at UNLV and vs. Fresno State.

2010: Appeared in the final two contests of the season.

2009: Was a reserve in nine outings, including seven of the season's final eight games.

2008: Saw his first career action in the team's 12 games, primarily on special teams ... First career start at BYU and vs. Utah at left guard.

2007: Redshirted as a true freshman.

High School: Played on both sides of the ball for Sylmar High School under coach London Woodfin ... First-team all-city as an offensive lineman and his league's defensive lineman of the year as a senior ... As a senior, had 50 tackles in just eight games, ranking second on the squad ... Competed for the basketball team.

Personal: Born March 18, 1989, in Mission Hills, Calif. ... Son of Juan Jose and Rosa Rivera ... Plays the drums ... Major is social science.



► #17 MARCUS RUSSELL

WR, 5-11, 195, Sr.-SQ Fresno, Calif. (Buchanan HS/Fresno City JC)

Junior college transfer who came to SDSU last year during fall camp ... Has played in all 12 games this season with seven catches ... Back up at the X receiver spot after 2011 spring drills.

2011: Played on offense and special teams in the opener with Cal Poly ... Reserve against Army and Washington

State, but has yet to record a catch ... First career reception went for 15 yards in the second half at Michigan ... Did not make a catch against TCU ... Caught a pass for 17 yards at Air Force ... Had a 13-yard catch in the fourth quarter vs. Wyoming ... Had a career-high two catches for 14 yards at Colorado State in his first career start ... Caught two balls for 12 yards vs. Boise State ... Played at UNLV and against Fresno State, but did not make a catch.

2010: Made the travel squad, but did not play in the first 10 outings ... Aztec debut on special teams against Utah, UNLV and Navy.

At Fresno City: A three-star recruit by *Rivals.com* ... As a freshman in 2007, had 15 catches for 217 yards and four scores.

High School: A three-time letterwinner at Buchanan High School in Clovis, Calif. ... Garnered all-league and all-Valley honors his senior season after catching 43 passes for 568 yards and four touchdowns ... Served as a

team captain during his senior campaign ... Also played basketball.

Personal: Born April 27, 1989, in Fresno, Calif. ... Son of Katie and Todd Russell ... Brother, Todd, played football at Fresno State ... Majoring in political science.

■ RUSSELL'S CAREER STATISTICS

Career Statistics	Receiving				
	G	No.	Yds.	TD	Avg.
2010	3	0	0	0	0.0
2011	12	7	73	0	10.4
Totals	15	7	73	0	10.4

Career/2011 Highs: Receptions: 2 at CSU (11/12/11); Receiving Yards: 17 at AFA (10/13/11); Long Reception: 17 at AFA (10/13/11).



► #85 D.J. SHIELDS

TE, 6-4, 240, Jr.-2L Bonita, Calif. (Bonita Vista HS)

A solid target at tight end, who played every game his first two years before missing time this year with a broken foot ... Has lined up at tight end and as a fullback and played special teams at SDSU ... Local product, he boasts the team's highest cumulative GPA and was a conference all-academic and MWC scholar-athlete honoree the last

two seasons ... A multi-time SDSU scholar-athlete, he posted a 4.0 semester grade-point average to earn the department's Malik Award.

2011: Played his 26th career game against Cal Poly, but did not make a catch ... Logged minutes on offense and special teams at Army and vs. Washington State, Michigan and TCU ... Caught an Air Force onside attempt, his third against the Falcons in two seasons ... Missed games against Wyoming, New Mexico, Colorado State and Boise State with a broken foot ... Returned on special teams vs. Fresno State.

2010: Played in all 13 contests, starting three times ... Made two critical plays on onside kick recoveries to preserve the team's win over Air Force ... Only two catches of the season at Wyoming, including his first career touchdown for 14 yards.

2009: Saw action in all 12 games, earning a start vs. Colorado State ... Made 11 catches for 109 yards, with eight of those receptions coming in the final five outings ... Reserve in the first three games, but did not have a catch ... Made his first career reception at Air Force for three yards ... Two catches vs. Brigham Young ... One reception for nine yards against New Mexico ... Career-best 43 yards receiving on two grabs vs. Wyoming with a long of 28 yards ... Season-high three receptions for 40 yards at UNLV.

2008: Did not see any playing time, redshirting the year.

High School: Played at Bonita Vista High School under head coach Carl Parrick ... Rated 68th nationally among tight end recruits by *Scouts, Inc.* ... Mesa League's Offensive Player of the Year in 2007 and also earned first-team all-CIF recognition ... Hauled in 44 passes for 532 yards and seven touchdowns his final season ... 2007 third-team all-Southern California by *GoldenStatePreps.com* ... Played baseball and basketball for the Barons ... First-team all-league for basketball as a junior ... A standout student with over a 4.0 GPA ... *San Diego Union-Tribune* all-academic team captain, who scored 1,820 on the SAT.

Personal: Born March 4, 1990, in La Jolla, Calif. ... Son of Dave and Darcie Shields ... Full name is David John Shields ... Is a civil engineering major.

■ SHIELDS' CAREER STATISTICS

Career Statistics	Receiving				
	G	No.	Yds.	TD	Avg.
2009	12	11	109	0	9.9
2010	13	2	29	1	14.5
2011	7	0	0	0	0.0
Totals	30	13	138	1	10.6

Career Highs: Receptions: 3 at UNLV (11/28/09); Receiving Yards: 43 vs. WYO (11/14/09); Receiving TDs: 1 at WYO (10/30/10); Longest Reception: 28 vs. WYO (11/14/09).



► **#39 RENE SILUANO**

DB, 5-10, 185, So.-1L
Oceanside, Calif. (Oceanside HS)

Speedy defender who pursues the ball well ... Earned the back-up spot on the post-spring two-deep at the Aztec position ... Has played in all 12 games in a reserve role this season ... Was a 2010 MWC all-academic team honoree ... One of six current Aztec players to graduate from Oceanside High.

2011: Two tackles with his first career stop for a loss in the opener with Cal Poly ... Posted a career-high eight stops, including six solos, in the road win at Army ... Recovered his first career fumble and added three tackles against Washington State ... Reserve vs. Michigan, assisting on three tackles ... Credited with one tackle in the loss to TCU ... Had five tackles, his first career interception and PBU at Air Force ... One stop vs. Wyoming ... Played against New Mexico, but did not record a stat ... Made two stops at Colorado State ... Forced his first career fumble and had three tackles against Boise State ... Made a tackle at UNLV ... Had four stops vs. Fresno State.

2010: One of four true freshmen to earn a letter ... Played in 12 of 13 outings, primarily on special teams, but also on defense ... Did not play vs. Utah ... Recorded eight total tackles ... Had one solo effort in his first collegiate game against Nicholls ... Also came up with single stops vs. New Mexico St., Utah St., Wyoming and Navy ... Career high three tackles at BYU.

High School: A three-time all-league pick and two-time all-CIF selection at Oceanside High under head coach John Carroll ... Four-year letterwinner and two-time team captain who was named an all-state honoree after his senior season ... Has experience playing on both sides of the ball ... Helped Oceanside to a league title his final three years ... As a junior on offense, he gained 785 rushing yards and scored 10 touchdowns, while catching 19 balls for 251 yards and two TDs ... Also wrestled and played volleyball and basketball for the Pirates.

Personal: Born May 15, 1992, in Oceanside, Calif. ... Son of Sue Siluano and Cesar Diaz ... Full name is Rene Adam Siluano Garcia ... Also considered Utah, Wyoming, Fresno State and Cal Poly during the recruiting process ... Major is criminal justice.

■ **SILUANO'S CAREER STATISTICS**

Career Statistics	G	UA-AT-TT	TFL-Yds.	Sacks	Int.	PBU	FF	FR
2010	12	4-4-8	0-0	0-0	0-0	0	0	0-0
2011	12	22-11-33	1.0-1	0-0	1-17	1	1	1-0
Totals	24	26-15-41	1.0-1	0-0	1-17	1	1	1-0

Career/2011 Highs: Tackles: 8 at Army (9/10/11); TFL: 1.0 vs. Cal Poly (9/3/11); INT: 1 at AFA (10/13/11); PBU: 1 at AFA (10/13/11); FF: 1 vs. BSU (11/19/11); FR: 1 vs. WSU (9/17/11).



► **#14 BRIAN STAHOVICH**

P, 6-0, 190, Sr.-3L,
Solana Beach, Calif. (Cathedral Catholic HS)

One of the nation's top punters the last two seasons ... Preseason first-team all-league punter in 2011 by *Athlon Sports*, *Blue Ribbon*, *Lindy's* and *Phil Steele Magazine* ... National Preseason Special Teams Watch List at punter by the College Football Performance Awards ... 2001, 2010 and 2009 Ray Guy Award Watch List ... Earned the start-

ing punting job as a true freshman ... SDSU's first oral commitment of the 2008 class ... Has 57 kicks for 50 or more yards in his career, landing 62 inside the 20-yard line ... An additional 73 punts have been fair caught ... 2011 midseason all-MW third team by *Phil Steele* ... Already ranks second in school history in career punting yards (10,359) and fourth in punting average (43.37).

2011: Earned first-team all-MW honors, becoming the first Aztec punter in school history to be named first-team all-league twice over his career ... Also is the holder on field goals and extra-points ... Punted six times in the opener with Cal Poly, dropping three inside the 20-yard line and knocking a pair for 50 yards ... Also had three of his punts fair caught vs. the Mustangs ... Landed four of his five kicks at Army inside the 20-yard line and also had two for more than 50 yards, including a season-long 59-yard effort to earn MW Special Teams Player of the Week honors ... Kicked a 54-

yarder in the win over Washington State ... Landed two of his punts inside of the 20-yard line with one for 52 yards at No. 22/21 Michigan ... Averaged 44.8 yards with a long of 49 on four punts vs. TCU ... Also attempted and completed (5 yards) his first pass following a field goal try against the Horned Frogs ... Had two punts for an 42.5 average at Air Force, including a 56 yarder ... Booted a 61-yard punt vs. Wyoming and averaged 50.3 yards per kick for the game (6 punts, 302 yards) ... Punted five times vs. New Mexico ... Averaged 48.0 yards per punt, including a 56-yarder at Colorado State ... Also converted a two-point conversion to Chad Young on a botched PAT ... Booted two punts into the opponent's 20-yard line vs. Boise State ... Punted four times, including two inside the 20-yard line at UNLV ... Averaged 49.2 yards on six punts against Fresno State en route to being named the Mountain West Special Teams Player of the Week ... Three of his boots were over 50 yards and only two were returned.

2010: Named a first-team all-MWC selection, the first Aztec punter so honored ... Tabled the team's special teams player of the year ... Ranked first in the MWC and eighth nationally in punting (45.4 ypk.) ... His 45.4 average was third best in school season history ... Had 16 kicks for over 50 yards and dropped 18 inside the 20-yard line ... Had to punt just once in the first game of the year vs. Nicholls, booming it 56 yards ... Averaged 50.8 yards per punt at New Mexico State (No. 9 in SDSU single-game history), posting three of his four kicks for over 50 yards and landing two inside the 20-yard line ... Matched his career high with 10 kicks at No. 25 Missouri, averaging 45.6 yards (career high for total yards) and dropping three inside the 20-yard line ... His 67-yarder vs. the Tigers matched his career best and ties as the 13th-longest in school history ... Only three punts vs. Utah State, averaging 46.0 yards with a long of 57 and landed one inside the 20 ... Dropped three of his four punts vs. Air Force inside the 20-yard line ... Landed three punts inside the 20 and had three for more than 50 yards in the win at UNM ... MWC Special Teams Player of the Week after belting an 89-yard punt at Wyoming ... His 89-yard effort is a school record, was the longest in the FBS in 2010 and is second in MWC history ... Punted twice for a 47.0 average vs. Utah ... Did not have to punt vs. UNLV ... Dropped all three of his punts inside the 20-yard line against Navy.

2009: Second-team all-Mountain West Conference ... *Phil Steele's* mid-season all-MWC first team ... Ended the campaign ranked 13th nationally in punting average (43.8) and was 18th in net punting ... Of his 61 punts, 17 traveled more than 50 yards and 13 were downed inside the opponent's 20-yard-line ... Average ranked fifth in school single-season history, while his 2,674 yards were ninth all-time ... Only had seven touchbacks the entire season ... Had eight punts for an average of 44.8 yards at UCLA, including a long of 51 ... Had just two punts in the win over Southern Utah, booming one 50 yards and the other 41 yards ... Averaged 46.3 yards on three boots at Idaho with a long of 51 yards ... Hit two 57-yard punts at Air Force and also added a pair of 56-yard efforts ... Punt average of 52.5 against the Falcons is fourth-best in Aztec single-game history and a career high ... Six punts, including three that were fair caught, with an average of 44.8 in the win over NMSU ... Two 50-yard punts vs. BYU and one at CSU ... MWC Player of the Week after dropping five of his seven punts inside the 20 in the win over New Mexico ... Also tallied a 59 and 50-yard vs. the Lobos ... Had eight punts for a 47.0 avg. at Utah with his first boot going for a career-long of 67 yards ... Three of his four punts against the Utes were for at least 50 yards ... Landed three of his six kicks at UNLV inside the 20-yard line.

2008: Was the Aztecs' starting punter in all 12 contests ... Averaged 39.5 yards a punt with a long of 65 ... Had eight kicks of more than 50 yards and dropped 14 inside the 20-yard line ... Got off to a solid start, booting his first two career punts within the Cal Poly 20-yard line in the opener ... Punted four times, averaging 39.5 yards, with a long of 49 ... Career-high eight punts at Notre Dame for 267 yards ... Had his best performance of the year, booting three balls for over 50 yards at San Jose State, including a long of 65 yards ... Averaged 45.8 yards per kick vs. the Spartans and dropped one inside the 20 ... Dropped two of his four punts inside the 20 vs. Idaho ... His 10 punts at TCU tied for seventh in SDSU game history ... Seven punts with a long of 57 yards against Air Force ... Averaged over 40 yards on eight punts at New Mexico, including a long of 48 ... Punted three times against CSU with a long of 47 yards ... Best career punt average at Wyoming, kicking five times for 248 yards (49.6) with two inside the 20-yard line ... Had three punts of more than 50 yards, including one for 57 against the Cowboys ... Had four punts at BYU with one inside the 20 ... Averaged 43.2 yards on five punts vs. No. 8 Utah, including two inside the

20 and one for 50 yards ... Concluded his first season with four kicks vs. UNLV, averaging 42.2 yards.

High School: Ranked the No. 5 punter in the nation by Scout.com ... Was a member of the "Chris Sailer Kicking" top-12 list ... Eastern League Kicker of the Year and first-team all-league as a senior ... Had punts of 61 yards and two of 51 yards, as well as five extra point conversions and three touchbacks in a Cathedral Catholic win his senior year ... Cathedral won the CIF Div. III title in 2007 and ended up with a 10-2 record ... Had two tackles in the championship game as a defensive back ... Two-time San Diego Union-Tribune all-academic honoree ... Was the Dons' special teams player of the year as a sophomore and senior ... Also played lacrosse, garnering his team's most improved award in 2005.

Personal: Born April 14, 1990, in Oceanside, Calif. ... Son of Joseph and Marcia Stahovich ... Majoring in biology.

■ STAHOVICH'S CAREER STATISTICS

Career Statistics	G	No.	Yds.	Avg.	Long	TB	FC	I20	Blk.
2008	12	71	2,807	39.5	65	6	19	14	1
2009	12	61	2,674	43.8	67	7	15	13	1
2010	13	53	2,406	45.4	89	6	16	18	1
2011	12	57	2,472	43.4	61	10	23	17	0
Totals	49	242	10,359	42.8	89	29	73	62	3

Career Highs: Punts: 10 at Missouri (9/18/10), at TCU (10/4/08); Yards: 456 at Missouri (9/18/10); Avg. (More than 1 att.): 52.5 (6-for-315) at AFA (9/26/09); Long: 89 at WYO (10/30/10).

2011 Highs: Punts: 6, 4 times; Yards: 302 vs. WYO (10/29/11); Avg. (More than 1 att.): 50.3 (5-for-302) vs. WYO (10/29/11); Long: 61 vs. WYO (10/29/11)

■ STAHOVICH'S CAREER GAME-BY-GAME

	No.	Yds.	Avg.	Long	TB	FC	50+	I20
CAL POLY (8/30/08)	4	158	39.5	49	0	0	0	2
at ND (9/6/08)	8	267	33.4	39	1	1	0	0
at SJSU (9/13/08)	9	412	45.8	65	1	0	3	1
IDAHO (9/27/08)	4	118	29.5	34	0	1	0	2
at TCU (10/4/08)	10	361	36.1	47	0	3	0	1
AFA (10/11/08)	7	272	38.9	57	0	3	1	1
at UNM (10/18/08)	8	327	40.9	48	1	2	0	0
CSU (10/25/08)	3	116	38.7	47	0	1	0	1
at WYO (11/1/08)	5	248	49.6	57	1	2	3	2
at BYU (11/8/08)	4	143	35.8	41	0	2	0	1
UTAH (11/15/08)	5	216	43.2	50	0	3	1	2
UNLV (11/22/08)	4	169	42.2	46	2	1	0	1
at UCLA (9/5/09)	8	358	44.8	51	1	2	1	1
SUU (9/12/09)	2	91	45.5	50	1	0	1	0
at Idaho (9/19/09)	3	139	46.3	51	1	1	1	1
at AFA (9/26/09)	6	315	52.5	57	1	1	4	1
NMSU (10/3/09)	6	269	44.8	50	0	3	1	0
BYU (10/17/09)	4	189	47.2	50	0	0	2	1
at CSU (10/24/09)	3	105	35.0	54	1	0	1	0
UNM (10/31/09)	7	300	42.9	59	0	3	2	5
TCU (11/7/09)	6	220	36.7	45	1	1	0	0
WYO (11/14/09)	2	63	31.5	37	0	0	0	0
at UTAH (11/21/09)	8	376	47.0	67	1	1	3	1
at UNLV (11/28/09)	6	249	41.5	54	0	3	1	3
NICHOLLS (9/4/10)	1	56	56.0	56	0	0	1	0
at NMSU (9/11/10)	4	203	50.8	59	0	0	3	2
at Missouri (9/18/10)	10	456	45.6	67	1	2	3	3
UTAH ST. (9/25/10)	3	138	46.0	57	0	1	1	1
at BYU (10/9/10)	6	266	44.3	54	0	2	2	0
AIR FORCE (10/16/10)	4	173	43.2	55	0	2	1	3
at UNM (10/23/10)	7	324	46.3	61	4	2	3	3
at WYO (10/30/10)	1	89	89.0	89	0	0	1	1
CSU (11/6/10)	3	125	41.7	44	1	2	0	1
at TCU (11/13/10)	9	361	40.1	48	0	3	0	1
UTAH (11/20/10)	2	94	47.0	50	0	0	1	0
UNLV (11/27/10)	0	0	0.0	0	0	0	0	0
NAVY (12/23/10)	3	121	40.3	47	0	2	0	3
CAL POLY (9/3/11)	6	253	42.2	50	1	3	2	3
at Army (9/10/11)	5	240	48.0	59	1	1	2	4
WSU (9/17/11)	5	199	39.8	54	1	2	1	0

at Mich (9/24/11)	6	229	38.2	52	0	4	1	2
TCU (10/8/11)	4	179	44.8	49	0	0	0	0
at AFA (10/13/11)	2	85	42.5	56	0	2	1	0
WYO (10/29/11)	6	302	50.3	61	2	0	3	2
UNM (11/5/11)	5	187	37.4	48	0	4	0	2
at CSU (11/12/11)	3	144	48.0	56	2	0	1	0
BSU (11/19/11)	5	198	39.6	51	0	4	1	2
at UNLV (11/26/11)	4	161	40.3	51	0	3	1	2
Fresno St. (12/3/11)	6	295	49.2	54	3	0	3	0



▶ #36 NICK TENHAEFF

LB, 6-2, 225, So.-1L
Atascadero, Calif. (Atascadero HS)

Moved from middle to outside linebacker ... Ended the spring practice session as the back-up behind starter Logan Ketchum ... Had played in all 12 games this season in a reserve role ... Made an immediate impact a year ago, after not playing as a true freshman in 2009.

2011: Is seventh on the team in tackles (41), despite not starting a game ... Has the most tackles among the team's non-starters ... Notched two solo tackles as a reserve vs. Cal Poly .. Four solo efforts in the victory at Army, while also forcing his first career fumble ... Made two tackles against Washington State ... Recovered a fumble and made one stop at Michigan ... Moved over to the backup spot at middle linebacker against TCU, posting a career-best six tackles, including five solo stops ... Had a career-high seven tackles at Air Force ... Made three tackles vs. Wyoming and two vs. New Mexico ... Made six stops at Colorado State, including one behind the line of scrimmage ... Had four tackles vs. Boise State ... Made two stops at UNLV and against Fresno State.

2010: Saw the field in all 13 contests, starting once ... Posted 30 tackles, 3.5 stops for a loss and a pair of sacks ... In his first collegiate game, tied for the team lead with five tackles against Nicholls, including a sack and 1.5 TFLs ... Four tackles at No. 25 Missouri ... Two solos in the win over Utah State ... Three tackles with one for a loss in his first career MWC game at BYU ... Made his first career start vs. Air Force ... First career fumble recovery at New Mexico ... Posted a 15-yard sack on Wyoming's final play of the game ... Had one stop at TCU ... Tied his career high with five tackles against UNLV ... Four tackles vs. Navy.

2009: Redshirted the campaign.

High School: Set Atascadero High's single-season rushing touchdown record with 27 touchdowns and finished his career with 3,533 rushing yards ... Earned *The Tribune* player-of-the-year honors in 2008 ... Named the Pac-7 League MVP his senior season ... An all-CIF Southern Section tailback selection in 2008 ... The 2008 San Luis Obispo County MVP ... A first-team San Luis Obispo County tailback after his senior season ... Finished 2008 third on the team with 60 tackles and a sack ... As a junior, was named the Pac-7 League offensive back of the year and was a first-team offense selection.

Personal: Born March 23, 1991, in San Luis Obispo, Calif. ... Son of Natalie and Randy Tenhaeff ... Also recruited by Stanford, Cal Poly, Oregon State and USC ... Is a criminal justice major.

■ TENHAEFF' CAREER STATISTICS

Career Statistics	G	UA-AT-TT	TFL-Yds.	Sacks	Int.	PBU	FF	FR
2010	13	23-7-30	3.5-25	2.0-19	0-0	0	0	1-0
2011	12	31-10-41	1-1	0-0	0-0	0	1	1-0
Totals	25	54-17-71	4.5-26	2.0-19	0-0	0	1	2-0

Career Highs: Tackles: 7 at AFA (10/13/11); TFLs: 1.5 vs. Nicholls (9/4/10); Sacks: 1.0 at WYO (10/30/10), vs. Nicholls (9/4/10); FF: 1 at Army (9/10/11); FR: 1 at Michigan (9/24/11), at UNM (10/23/10).

2011 Highs: Tackles: 7 at AFA (10/13/11); TFLs: 1.0 vs. at CSU (11/12/11); FF: 1 at Army (9/10/11); FR: 1 at Michigan (9/24/11).



▶ #59 JORDAN THOMAS

DL, 6-1, 245, So.-1L
Redlands, Calif. (Redlands HS)

Was No. 2 on the depth chart at defensive end following spring drills, but has started eight times this year ... Saw action on special teams and on the defensive line a year ago ... SDSU scholar-athlete and MWC all-academic pick

... Went to the same high school as freshman offensive lineman Jordan Smith.

2011: Made his first collegiate start at defensive end against Cal Poly, registering a career-high two stops ... Starter again against Army, compiling five tackles to exceed his previous career total ... Combined for a tackle for loss with Jake Fely in the win over WSU ... Three stops at No. 22/21 Michigan ... Starter vs. TCU, assisting on a tackle for loss ... Assisted on a tackle in a start at Air Force ... Also started against Wyoming, making two tackles with one for a loss ... Played against New Mexico and at Colorado State as a reserve, but did not record a stat ... Had one stop as a reserve vs. Boise State ... Made a tackle in a starting role at UNLV ... Had two tackles, including one for a two-yard loss, vs. Fresno State.

010: One of four true freshmen to earn a letter and one of only two (Ronnie Hillman) to compete in all 13 contests ... Made two stops during the season, which were both solo efforts in home games with Nicholls and Utah State.

High School: Was the defensive line most valuable player three times at Redlands High ... Served as team captain his senior campaign and was a four-year letterwinner ... A two-time all-league pick (second team as a junior, first team as a senior) ... All-CIF and all-county as a senior ... A three-star recruit by *Rivals.com* ... Also played baseball and participated in track while in high school ... Was a scholar-athlete.

Personal: Born Aug. 11, 1991, in Loma Linda, Calif. ... Son of Tamara and Levon Thomas ... Selected San Diego State over San Jose State and Arizona State ... Has yet to declare his major.

■ THOMAS' CAREER STATISTICS

Career Statistics	G	UA-AT-TT	TFL-Yds.	Sacks	Int.	PBU	FF	FR
2010	13	2-0-2	0-0	0-0	0-0	0	0	0
2011	12	14-6-20	3.0-8	0-0	0-0	0	0	0
Totals	25	16-6-22	3.0-8	0-0	0-0	0	0	0

Career/2011 Highs: Tackles: 5 at Army (9/10/11); TFL: 1.0 vs. FS (12/3/11), vs. Wyoming (10/29/11).

■ THOMAS' CAREER GAME-BY-GAME

	G	UA-AT-TT	TFL-Yds.	Sacks	Int.	PBU	FF	FR
NICHOLLS (9/4/10)	1	1-0-1	0-0	0-0	0-0	0	0	0-0
at NMSU (9/11/10)	1	0-0-0	0-0	0-0	0-0	0	0	0-0
at Missouri (9/18/10)	1	0-0-0	0-0	0-0	0-0	0	0	0-0
UTAH ST. (9/25/10)	1	1-0-1	0-0	0-0	0-0	0	0	0-0
at BYU (10/9/10)	1	0-0-0	0-0	0-0	0-0	0	0	0-0
AFA (10/16/10)	1	0-0-0	0-0	0-0	0-0	0	0	0-0
at UNM (10/23/10)	1	0-0-0	0-0	0-0	0-0	0	0	0-0
at WYO (10/30/10)	1	0-0-0	0-0	0-0	0-0	0	0	0-0
CSU (11/6/10)	1	0-0-0	0-0	0-0	0-0	0	0	0-0
at TCU (11/13/10)	1	0-0-0	0-0	0-0	0-0	0	0	0-0
UTAH (11/20/10)	1	0-0-0	0-0	0-0	0-0	0	0	0-0
UNLV (11/27/10)	1	0-0-0	0-0	0-0	0-0	0	0	0-0
NNAVY (12/28/10)	1	0-0-0	0-0	0-0	0-0	0	0	0-0
CAL POLY (9/3/11)*	1	1-1-2	0-0	0-0	0-0	0	0	0-0
at Army (9/10/11)*	1	4-1-5	0-0	0-0	0-0	0	0	0-0
WSU (9/17/11)*	1	0-1-1	0.5-2	0.5-2	0-0	0	0	0-0
at Mich (9/24/11)*	1	2-1-3	0-0	0-0	0-0	0	0	0-0
TCU (10/8/11)*	1	1-1-2	0.5-1	0-0	0-0	0	0	0-0
at AFA (10/13/11)*	1	0-1-1	0-0	0-0	0-0	0	0	0-0
WYO (10/29/11)*	1	2-0-2	1.0-3	0-0	0-0	0	0	0-0
UNM (11/5/11)	1	0-0-0	0-0	0-0	0-0	0	0	0-0
at CSU (11/12/11)	1	0-0-0	0-0	0-0	0-0	0	0	0-0
BSU (11/19/11)	1	1-0-1	0-0	0-0	0-0	0	0	0-0
at UNLV (11/26/11)*	1	1-0-1	0-0	0-0	0-0	0	0	0-0
Fresno St. (12/3/11)	1	2-0-2	1.0-2	0-0	0-0	0	0	0-0

* = Game started



▶ #7 ALSTON UMUOLO

TE, 6-4, 240, Sr.-3L,
Phoenix, Ariz. (Centennial HS)

Had eight catches and two touchdowns in his fifth season after an injury spoiled his 2010 campaign ... Pass-catching tight end, who was a preseason all-conference honoree a year ago ... A true threat across the middle and contributes to the Aztecs' balanced passing attack ... One of five true

freshmen to see action in 2007.

2011: Reserve vs. Cal Poly, but did not log a catch ... Made his first starts since the 2010 opener against Army and WSU ... Recorded his first three receptions of the season vs. the Cougars, combining for 32 yards and highlighted by a 17-yard catch in the third quarter ... Came off the bench on both offense and special teams at Michigan ... Caught two passes for 34 yards, including a 27-yard touchdown at Air Force ... Played but did not record a stat vs. Wyoming and New Mexico ... Had two catches, including a 10-yard TD grab at Colorado State ... Caught a pass for two yards vs. Boise State ... Played, but did not make a catch at UNLV and against Fresno State.

2010: Tabbed preseason first-team all-conference by *Phil Steele Magazine* and second team by *Lindy's* ... Preseason all-Mountain West ... Played in the team's first two contests, starting the opener with Nicholls ... Had one catch for four yards vs. the Colonels ... Logged two receptions for 15 yards in the road win at New Mexico State ... Missed the remainder of the season due to injury and was granted a fifth year of eligibility.

2009: Appeared in all 12 contests, starting on 11 occasions ... Ranked fifth on the team in receptions with a career-high 22 ... Tied for third in receiving scores with three ... Starter at tight end against UCLA, making two catches for 14 yards ... Started for the second time in the home opener with Southern Utah, logging one reception for 14 yards ... Two grabs for 14 yards at Idaho and three for 20 yards at Air Force ... Starter vs. NMSU and BYU ... First touchdown since 2007 against the Cougars on a fourth-down passing play for six yards ... Also completed his second career pass in the first quarter for 24 yards to freshman Preston King, setting up the team's second TD of the afternoon ... Career-long 60-yard reception for a touchdown to secure the victory at Colorado State ... Third straight game with a TD, catching an 18-yard pass in the first half vs. UNM ... Ended the night with four catches for 38 yards against the Lobos ... Started and caught two passes for 23 yards against TCU ... Has two receptions for 18 yards at Utah ... Three grabs for 24 yards in the last game of the year with UNLV.

2008: Played in 10 outings, starting twice ... Had 14 catches for 110 yards ... Missed the first game of the season against Cal Poly, but returned to the field vs. Notre Dame ... Had one catch against the Irish and another one a week later at San Jose State ... Played but did not have a reception vs. Idaho and TCU ... Tied a career-best with two receptions for 17 yards against Air Force ... First career start at UNM, making one catch for five yards ... Missed the Wyoming game due to injury ... Returned for the final three games, earning a start in the finale with UNLV ... Career-high eight receptions for 74 yards in the win over the Rebels.

2007: Played in all but one game, logging six catches for 67 yards and a TD ... Two catches for 47 yards, including a 43-yard touchdown versus Cincinnati ... One reception vs. ASU, CSU, UNLV and Air Force ... Recovered a fumble and returned it 10 yards for a score vs. PSU.

High School: Played one season at Centennial High School in Peoria, Ariz., under Richard Taylor ... Spent first three years as a prep in the state of Washington ... Saw action as a quarterback, wide receiver, tight end, linebacker and defensive end ... Centennial was 14-0 overall and 7-0 in league in 2006, winning the school's first-ever 5A state title ... Second-team all-region as a defensive end and honorable mention as a wideout ... Accounted for 477 yards of offense and had 41 tackles, including five sacks ... Also lettered in basketball and track.

Personal: Born March 15, 1989, in Phoenix, Ariz. ... Son of Uche and DeeDee Umuolo ... Received his bachelor's degree in social science this past spring and is working toward his master's in educational leadership.

■ UMUOLO'S CAREER STATISTICS

Career Statistics	Receiving				
	G	No.	Yds.	TD	Avg.
2007	11	6	67	1	11.2
2008	10	14	110	0	7.9
2009	12	22	243	3	11.0
2010	2	3	19	0	6.3
2011	12	8	82	2	10.3
Totals	47	53	521	6	9.8

Career Highs: Receptions: 8 vs. UNLV (11/22/08); Receiving Yards: 74 vs. UNLV (11/22/07); Receiving TDs: 1, six times; Long Reception: 60 at CSU (10/24/09).

2011 Highs: Receptions: 3 vs. WSU (9/17/11); Receiving Yards: 34 at AFA (10/13/11); Receiving TDs: 1 at CSU (11/12/11), at AFA (10/13/11); Long

Reception: 27 at AFA (10/13/11).

■ UMUOLO's CAREER GAME-BY-GAME

vs. Wash. St. (9/8/07)	Receiving			
	No.	Yds.	TD	Avg.
at ASU (9/15/07)	1	3	0	3.0
PSU (9/22/07)	0	0	0	0.0
CINCINNATI (9/29/07)	2	47	1	23.5
at CSU (10/6/07)	1	9	0	9.0
at Utah (10/13/07)	0	0	0	0.0
UNM (10/20/07)	0	0	0	0.0
WYO (11/3/07)	0	0	0	0.0
at UNLV (11/10/07)	1	3	0	3.0
at AFA (11/17/07)	1	5	0	5.0
TCU (11/24/07)	0	0	0	0.0
BYU (12/1/07)	0	0	0	0.0
CAL POLY (8/30/08)	Did Not Play			
at ND (9/6/08)	1	7	0	7.0
at SJSU (9/13/08)	1	2	0	2.0
IDAHO (9/27/08)	0	0	0	0.0
at TCU (10/4/08)	0	0	0	0.0
AFA (10/11/08)	2	17	0	8.5
at UNM (10/18/08)*	1	5	0	5.0
CSU (10/25/08)	0	0	0	0.0
at WYO (11/1/08)	Did Not Play - Injured			
at BYU (11/8/08)	0	0	0	0.0
UTAH (11/13/08)	1	5	0	5.0
UNLV (11/22/08)	8	74	0	9.3
at UCLA (9/5/09)*	2	14	0	7.0
SUU (9/12/09)*	1	14	0	14.0
at Idaho (9/19/09)	2	14	0	7.0
at AFA (9/26/09)*	3	20	0	6.7
NMSU (10/3/09)*	0	0	0	0.0
BYU (10/17/09)*	2	18	1	9.0
at CSU (10/24/09)*	1	60	1	60.0
UNM (10/31/09)*	4	38	1	9.5
TCU (11/7/09)*	2	23	0	11.5
WYO (11/14/09)*	0	0	0	0.0
at UTAH (11/21/09)*	2	18	0	9.0
at UNLV (11/28/09)*	3	24	0	8.0
NICHOLLS (9/4/10)*	1	4	0	4.0
at NMSU (9/11/10)	2	15	0	7.5
at Missouri (9/18/10)	Did Not Play - Injured			
UTAH ST. (9/25/10)	Did Not Play - Injured			
at BYU (10/9/10)	Did Not Play - Injured			
AFA (10/16/10)	Did Not Play - Injured			
at UNM (10/23/10)	Did Not Play - Injured			
at WYO (10/30/10)	Did Not Play - Injured			
CSU (11/6/10)	Did Not Play - Injured			
at TCU (11/13/10)	Did Not Play - Injured			
UTAH (11/20/10)	Did Not Play - Injured			
UNLV (11/27/10)	Did Not Play - Injured			
NAVY (12/23/10)	Did Not Play - Injured			
CAL POLY (9/3/11)	0	0	0	0.0
at Army (9/10/11)*	0	0	0	0.0
WSU (9/17/11)*	3	32	0	10.7
at Mich (9/24/11)	0	0	0	0.0
TCU (10/8/11)	0	0	0	0.0
at AFA (10/13/11)*	2	34	1	17.0
WYO (10/29/11)	0	0	0	0.0
UNM (11/5/11)	0	0	0	0.0
at CSU (11/12/11)	2	14	1	7.0
BSU (11/19/11)	1	2	0	2.0
at UNLV (11/26/11)	0	0	0	0.0
Fresno St. (12/3/11)	0	0	0	0.0

* = Game started



► #40 CHAD YOUNG

FB, 5-11, 225, So.-1L,
La Verne, Calif. (Glendora HS)

Former walk-on, who joined the team during 2009 fall camp ... Worked hard to earn playing time and started 10 games this season at the fullback position ... Is an SDSU scholar-athlete ... Went to the same high school as freshman quarterback Chad Jeffries.

2011: Former walk-on, who was placed on scholarship before the start of the fall semester ... Played on both offense and special teams in the opener with Cal Poly ... First career starts at Army and vs. Washington State and Michigan ... Had his best career game thus far against TCU, scoring his first touchdown on his first career catch, while also recording the longest rush of his career (9 yards) and forcing a fumble on punt coverage to set up another Aztec score ... Had a catch (4 yards) and a rush (1 yard) for the second straight game at Air Force ... Carried twice for a career-high 11 yards vs. Wyoming ... Had a career-high three carries and scored his first career rushing touchdown vs. New Mexico ... Caught a career-high two passes for 16 yards and ran two times for six yards at Colorado State ... Also caught a two-point conversion from punter/holder Brian Stahovich on a botched PAT ... Had two catches for 10 yards, including a career-long 13-yard pass vs. Boise State ... Also carried two balls for four yards ... Ran two times for two yards and had a three-yard catch at UNLV ... Carried twice with three yards and a touchdown, and caught two passes for eight yards against Fresno State.

2010: Primarily played on special teams, logging minutes in 12 outings ... Made his Aztec debut vs. Nicholls ... Did not play at Wyoming ... First career carry for one yard in the regular-season finale vs. UNLV ... Rushed once for three yards against Navy.

2009: Redshirted as a true freshman.

High School: Lettered three times and served as a team captain twice at Glendora High School in Glendora, Calif. ... Played both linebacker and fullback for the Tartans ... Tabbed Sierra League defensive co-MVP as a senior at linebacker ... Also was first-team all-conference as a fullback ... First-team all-CIF and all-area in 2007 and 2008 ... Team won its league title his final two seasons.

Personal: Born July 29, 1991, in Pasadena, Calif. ... Son of Daryl and Maureen Young ... Is a criminal justice major.

■ YOUNG'S CAREER STATISTICS

Career Statistics	Rushing					Receiving			
	G	Att.	Yds.	TD	Avg.	No.	Yds.	TD	Avg.
2010	12	2	4	0	2.0	0	0	0	0.0
2011	12	15	43	2	2.0	9	42	1	4.7
Totals	24	17	47	2	2.0	9	42	1	4.7

Career/2011 Highs: Carries: 3 vs. UNM (11/5/11); Rushing Yards: 16 at CSU (11/12/11); Rushing TDs: 1 vs. FS (12/3/11), UNM (11/5/11); Long Rush: 9 vs. TCU (10/8/11); Receptions: 2 vs. FS (12/3/11), vs. BSU (11/19/11), at CSU (11/12/11); Receiving Yards: 10 vs. BSU (11/19/11); Receiving TDs: 1 vs. TCU (10/8/11); FE: 1 vs. TCU (10/8/11).

■ YOUNG'S CAREER GAME-BY-GAME

	Rushing				Receiving			
	Att.	Yds.	TD	Avg.	No.	Yds.	TD	Avg.
NICHOLLS (9/4/10)	0	0	0	0.0	0	0	0	0.0
at NMSU (9/11/10)	0	0	0	0.0	0	0	0	0.0
at Missouri (9/18/10)	0	0	0	0.0	0	0	0	0.0
UTAH ST. (9/25/10)	0	0	0	0.0	0	0	0	0.0
at BYU (10/9/10)	0	0	0	0.0	0	0	0	0.0
AFA (10/16/10)	0	0	0	0.0	0	0	0	0.0
at UNM (10/23/10)	0	0	0	0.0	0	0	0	0.0
at WYO (10/30/10)	Did Not Play							
CSU (11/6/10)	0	0	0	0.0	0	0	0	0.0
at TCU (11/13/10)	0	0	0	0.0	0	0	0	0.0
UTAH (11/20/10)	0	0	0	0.0	0	0	0	0.0
UNLV (11/27/10)	1	1	0	1.0	0	0	0	0.0
NAVY (12/23/10)	1	3	0	3.0	0	0	0	0.0
CAL POLY (9/3/11)	0	0	0	0.0	0	0	0	0.0
at Army (9/10/11)	0	0	0	0.0	0	0	0	0.0
WSU (9/17/11)	0	0	0	0.0	0	0	0	0.0
at Mich (9/24/11)	0	0	0	0.0	0	0	0	0.0
TCU (10/8/11)	1	9	0	9.0	1	4	1	4.0
at AFA (10/13/11)	1	4	0	4.0	1	1	0	1.0
WYO (10/29/11)	2	11	0	5.5	0	0	0	0.0
UNM (11/5/11)	3	4	1	1.3	0	0	0	0.0
at CSU (11/12/11)	2	6	0	3.0	2	16	0	8.0
BSU (11/19/11)	2	4	0	2.0	2	10	0	5.0
at UNLV (11/26/11)	2	2	0	1.0	1	3	0	3.0
Fresno St. (12/3/11)	2	3	1	1.5	2	8	0	4.0

* = Game started

LAST TIME IT HAPPENED

TEAM	San Diego State	Opponent
Scored, 60 or More Points	Nov. 3, 1990, vs. Utah (66)	Nov. 15, 2008 vs. No. 7 Utah* (63)
Scored, 50 or More Points	Sept. 22, 2007 vs. Portland State (52)	Nov. 19, 2011 vs. No. 10 Boise State* (52)
Scored, 40 or More Points	Oct. 13, 2011 at Air Force* (41)	Nov. 19, 2011 vs. No. 10 Boise State* (52)
Total Offense, 600 Yards or More	Sept. 27, 2008 vs. Idaho (603)	Nov. 24, 2007 vs. TCU* (694)
Total Offense, 500 Yards or More	Oct. 29, 2011 vs. Wyoming* (539)	Oct. 29, 2011 vs. Wyoming* (500)
Total Offense, 400 Yards or More	Dec. 3, 2011 vs. Fresno State (496)	Nov. 19, 2011 vs. No. 10 Boise State* (497)
Total Offense, 85 or More Plays	Nov. 12, 2011 at Colorado State* (87)	Nov. 19, 2011 vs. No. 10 Boise State* (83)
Total Offense, 75 or More Plays	Dec. 3, 2011 vs. Fresno State (78)	Nov. 19, 2011 vs. No. 10 Boise State* (83)
30 or More First Downs	Nov. 27, 2010 vs. UNLV* (30)	Nov. 15, 2008 vs. No. 8 Utah* (30)
25 or More First Downs	Sept. 17, 2011 vs. Washington State (25)	Nov. 19, 2011 vs. No. 10 Boise State* (26)
Two-Point Conversion	Nov. 19, 2011 vs. No. 10 Boise State*	Nov. 12, 2011 at Colorado State*
Rushing, 400 Yards or More	Nov. 14, 1991 vs. Pacific (430)	Sept. 10, 2011 vs. Army (403)
Rushing, 300 Yards or More	Oct. 6, 2001 vs. Eastern Illinois (356)	Sept. 24, 2011 at No. 22 Michigan (320)
Rushing, 70 or More Attempts	Nov. 17, 1979 vs. Texas-El Paso (71)	Sept. 10, 2011 vs. Army (77)
Rushing, 60 or More Attempts	Nov. 15, 1980 at Texas-El Paso (67)	Sept. 10, 2011 vs. Army (77)
Rushing, 50 or More Attempts	Nov. 12, 2011 at Colorado State* (52)	Oct. 8, 2011 at TCU* (52)
Rushing, 7 or More Touchdowns	Sept. 14, 1991 vs. Pacific (7)	
Rushing, 6 or More Touchdowns	Oct. 5, 1991 at Hawai'i (6)	
Rushing, 5 or More Touchdowns	Dec. 3, 2011 vs. Fresno State (5)	
Rushing, 4 or More Touchdowns	Dec. 3, 2011 vs. Fresno State (5)	
Passing, 500 Yards or More	Nov. 20, 2010 vs. No. 25 Utah* (528)	Nov. 16, 1996 at UNLV* (503)
Passing, 400 Yards or More	Nov. 20, 2010 vs. No. 25 Utah* (528)	Sept. 22, 2007 vs. Portland State (445)
Passing, 300 Yards or More	Nov. 19, 2011 vs. No. 10 Boise State* (350)	Nov. 19, 2011 vs. No. 10 Boise State* (366)
Passing, 50 or More Attempts	Nov. 19, 2011 vs. No. 10 Boise State* (51)	Sept. 18, 2010 at No. 25 Missouri (51)
Passing, 40 or More Attempts	Dec. 3, 2011 vs. Fresno State (40)	Nov. 19, 2011 vs. No. 10 Boise State* (40)
Passing, 30 or More Attempts	Dec. 3, 2011 vs. Fresno State (40)	Dec. 3, 2011 vs. Fresno State (35)
Passing, 30 or More Completions	Nov. 19, 2011 vs. No. 10 Boise State* (30)	
Passing, 25 or More Completions	Nov. 19, 2011 vs. No. 10 Boise State* (30)	Nov. 19, 2011 vs. No. 10 Boise State* (28)
Passing, 20 or More Completions	Dec. 3, 2011 vs. Fresno State (20)	Nov. 19, 2011 vs. No. 10 Boise State* (28)
Passing, 6 or More Touchdowns	Oct. 24, 2009 at Colorado State* (6)	
Passing, 5 or More Touchdowns	Oct. 24, 2009 at Colorado State* (6)	
Shut Out	Sept. 4, 2010 vs. Nicholls State (W, 47-0)	Nov. 18, 2006 at TCU* (L, 0-52)
Shut Out Through 3 Quarters	Sept. 4, 2010 vs. Nicholls State (W, 47-0)	Nov. 21, 2009 at No. 23 Utah* (L, 7-38)
Shut Out Through Halftime	Sept. 25, 2010 vs. Utah State (W, 41-7)	Oct. 8, 2011 at TCU* (L, 14-27)
Shut Out Through 1 Quarter	Dec. 23, 2010 vs. Navy (W, 35-14)	Dec. 3, 2011 vs. Fresno State (W, 35-28)
Recorded a Safety	Oct. 31, 2009 vs. New Mexico (W, 23-20)	Aug. 30, 2008 vs. Cal Poly (L, 27-29)
Allowed No Offensive Touchdowns	Sept. 4, 2010 vs. Nicholls State (W, 47-0)	Sept. 13, 2008 at San Jose State (L, 10-35)
Allowed 200 Yards or Less Total Offense	Nov. 5, 2011 vs. New Mexico* (162)	Oct. 11, 2008 vs. Air Force* (165)
Allowed 100 Yards or Less Total Offense	Sept. 19, 1970 at North Texas State (59)	Oct. 4, 2008 at TCU* (85)
Allowed 50 Yards or Less Rushing	Dec. 3, 2011 vs. Fresno State (48)	Nov. 13, 2010 at No. 3 TCU* (38)
Allowed 100 Yards or Less Rushing	Dec. 3, 2011 vs. Fresno State (48)	Sept. 17, 2011 vs. Washington State (51)
Allowed 100 Yards or Less Passing	Nov. 5, 2011 vs. New Mexico* (88)	Sept. 24, 2011 at No. 22 Michigan (93)
Allowed 10 First Downs or Fewer	Nov. 5, 2011 vs. New Mexico* (8)	Nov. 13, 2010 at No. 3/3 TCU* (7)
Did Not Commit a Turnover	Dec. 3, 2011 vs. Fresno State (0)	
Recorded 6 or More Turnovers	Sept. 13, 2003 at Texas-El Paso (6)	
Recorded 5 or More Turnovers	Nov. 6, 2010 vs. Colorado State* (5)	
Intercepted 5 or More Passes	Nov. 17, 2001 vs. Wyoming (6)	
Intercepted 4 or More Passes	Aug. 31, 2006 vs. Texas-El Paso (4)	
Intercepted 3 or More Passes	Sept. 12, 2009 vs. Southern Utah (3)	
Recovered 4 Fumbles	Sept. 27, 2003 at UCLA (4)	
Recovered 3 Fumbles	Sept. 10, 2011 vs. Army (3)	
Scored a Defensive Touchdown	Nov. 13, 2010 at No. 3 TCU*	
Recorded 10 or More Tackles For Loss	Oct. 29, 2011 vs. Wyoming* (10.0)	
Recorded 5 or More Sacks	Sept. 17, 2011 vs. Washington State (6.0)	
No Penalties	Nov. 3, 1973 at San Jose State (0)	
Time of Possession, 35 plus minutes	Nov. 12, 2011 at Colorado State* (40:36)	Nov. 19, 2011 vs. No. 10 Boise State* (35:04)

INDIVIDUAL

Rushing, 300 Yards or More300, by Marshall Faulk vs. Hawai'i, W - 52-28, Nov. 14, 1992
Rushing, 200 Yards or More224, by Ronnie Hillman vs. Wyoming, L - 27-30, Oct. 29, 2011
Rushing, 150 Yards or More178, by Ronnie Hillman vs. Fresno State, W - 35-28, Dec. 3, 2011
Rushing, 100 Yards or More178, by Ronnie Hillman vs. Fresno State, W - 35-28, Dec. 3, 2011
Rushing, 40 Times or More40, by Lynell Hamilton vs. Wyoming, W - 25-20, Oct. 25, 2003
Rushing, 35 Times or More40, by Lynell Hamilton vs. Wyoming, W - 25-20, Oct. 25, 2003

LAST TIME IT HAPPENED

Rushing, 30 Times or More32, by Ronnie Hillman at UNLV, W - 31-14, Nov. 26, 2011
 Rushing, 25 Times Or More29, by Ronnie Hillman vs. Fresno State, W - 35-28, Dec. 3, 2011
 Rushing, 4 Touchdowns or More4, by Ronnie Hillman vs. Fresno State, W - 35-28, Dec. 3, 2011
 Rushing, 3 Touchdowns or More4, by Ronnie Hillman vs. Fresno State, W - 35-28, Dec. 3, 2011
 Rushing, 2 Touchdowns or More4, by Ronnie Hillman vs. Fresno State, W - 35-28, Dec. 3, 2011
 Had a run of 80 yards or more81, by Adam Muema vs. No. 10 Boise State, L - 35-52, Nov. 19, 2011
 Had a run of 70 yards or more81, by Adam Muema vs. No. 10 Boise State, L - 35-52, Nov. 19, 2011
 Had a run of 60 yards or more68, by Ronnie Hillman vs. Fresno State, W - 35-28, Dec. 3, 2011
 Had a run of 50 yards or more68, by Ronnie Hillman vs. Fresno State, W - 35-28, Dec. 3, 2011

Passing, 500 Yards or More528, by Ryan Lindley vs. No. 25 Utah, L, 34-38, Nov. 20, 2010
 Passing, 400 Yards or More528, by Ryan Lindley vs. No. 25 Utah, L, 34-38, Nov. 20, 2010
 Passing, 300 Yards or More350, by Ryan Lindley vs. No. 10 Boise State, L, 35-52, Nov. 19, 2011
 Attempted 50 or more passes51, by Ryan Lindley vs. No. 10 Boise State, L, 35-52, Nov. 19, 2011
 Attempted 40 or more passes40, by Ryan Lindley vs. Fresno State, W, 35-28, Dec. 3, 2011
 Attempted 30 or more passes40, by Ryan Lindley vs. Fresno State, W, 35-28, Dec. 3, 2011
 Completed 40 or more passes40, by Todd Santos vs. Stanford, L 40-44, Oct. 17, 1987
 Completed 35 or more passes36, by Ryan Lindley vs. No. 25 Utah, L - 34-38, Nov. 20, 2010
 Completed 30 or more passes30, by Ryan Lindley vs. No. 10 Boise State, L, 35-52, Nov. 19, 2011
 Threw six touchdown passes6, by Ryan Lindley at Colorado State, W - 42-28, Oct. 24, 2009
 Threw five touchdown passes6, by Ryan Lindley at Colorado State, W - 42-28, Oct. 24, 2009
 Threw four touchdown passes4, by Ryan Lindley vs. Cal Poly, W - 49-21, Sept. 3, 2011
 Threw three touchdown passes3, by Ryan Lindley vs. No. 10 Boise State, L, 35-52, Nov. 19, 2011
 Completed a pass of 80 yards or more90, by Vincent Brown from Ryan Lindley vs. No. 25 Utah, L - 34-38, Nov. 20, 2010
 Completed a pass of 70 yards or more71, by Ronnie Hillman from Ryan Lindley vs. Wyoming, L - 27-30, Oct. 29, 2011
 Completed a pass of 60 yards or more71, by Ronnie Hillman from Ryan Lindley vs. Wyoming, L - 27-30, Oct. 29, 2011
 Completed a pass of 50 yards or more55, by Gavin Escobar from Ryan Lindley vs. Fresno State, W - 35-28, Dec. 3, 2011

RECEIVING

Caught 15 or more passes15, by DeMarco Sampson at Colorado State, W - 42-28, Oct. 24, 2009
 Caught 10 or more passes12, by DeMarco Sampson vs. No. 25 Utah, L - 34-38, Nov. 20, 2010
 Had 200 or more yards receiving257, by DeMarco Sampson at Colorado State, W - 42-28, Oct. 24, 2009
 Had 150 or more yards receiving165, by Vincent Brown vs. Navy, W - 35-14, Dec. 23, 2010
 Had 100 or more yards receiving125, by Gavin Escobar and 102, by Colin Lockett Fresno State, W - 35-28, Dec. 3, 2011
 Had two 100-yard receivers125, by Gavin Escobar and 102, by Colin Lockett Fresno State, W - 35-28, Dec. 3, 2011
 Caught three or more TDs3, by Vincent Brown vs. No. 25 Utah, L - 34-38, Nov. 20, 2010
 Caught two or more TDs2, by Gavin Escobar vs. No. 10 Boise State, L - 35-52, Nov. 19, 2011

TOTAL OFFENSE

Had 500 or more yards total offense518, by Ryan Lindley vs. No. 25 Utah, L - 34-38, Nov. 20, 2010
 Had 400 or more yards total offense518, by Ryan Lindley vs. No. 25 Utah, L - 34-38, Nov. 20, 2010
 Had 100 yards both passing and rushing229 (passing), 101 (rushing), by Kevin O'Connell at Brigham Young, L, 16-49, Nov. 6, 2004

SCORING

Accounted for four or more TDs4, by Ronnie Hillman vs. Fresno State, W - 35-28, Dec. 3, 2011
 Accounted for three or more TDs4, by Ronnie Hillman vs. Fresno State, W - 35-28, Dec. 3, 2011

RETURNS

Returned a fumble for a touchdown0, by Jerome Long at No. 3/3 TCU, L - 35-45, Nov. 13, 2010
 Returned an interception for a touchdown55, by Luke Laolagi at UNLV, L - 24-28, Nov. 28, 2009
 Returned a kickoff for a touchdown98, by Brandon Davis at Air Force, W - 41-27, Oct. 13, 2011
 Returned a punt for a touchdown87, by Kyle Conerly vs. UNLV, W - 31-21, Oct. 26, 2002
 Returned a two-point conversionby Leon McFadden vs. Southern Utah, W - 35-19, Sept. 12, 2009
 Returned a blocked punt for a touchdownby Freddy Keiaho vs. New Mexico, L - 24-47, Oct. 22, 2005
 Returned a blocked field goal for a touchdownHas not happened since start of 2003 season

DEFENSE

Intercepted two or more passes2, by Larry Parker vs. Washington State, W - 42-24, Sept. 17, 2011
 Recovered three or more fumblesNever
 Recovered two or more fumbles2, by Kirk Morrison at New Mexico, L - 8-15, Nov. 9, 2002
 Recorded 15 or more tackles21, by Corey Boudreaux and 18, by Andrew Preston, vs. Air Force, L - 10-35, Oct. 11, 2008
 Recorded 10 or more tackles10, by Jerome Long vs. No. 10 Boise State, L - 35-52, Nov. 19, 2011
 Recorded two quarterback sacks in a game2.0, by Miles Burris vs. Fresno State, W - 35-28, Dec. 3, 2011
 Recorded three or more quarterback sacks in a game3.0, by Heath Farwell vs. Nevada, W - 27-10, Sept. 25, 2004

SPECIAL TEAMS

Scored 15 or more points kicking16, by Tommy Kirovski at Hawaii, L - 40-41, Dec. 7, 2002
 Scored 10 or more points kicking12, by Abel Perez vs. UNLV, W - 48-14, Nov. 27, 2010
 Kicked five or more field goalsNever
 Kicked four or more field goals4, by J.C. Mejia vs. Wyoming, W - 25-20, Oct. 25, 2003
 Kicked two field goals of 50 or more yards51 and 50, by Chris O'Brien vs. New Mexico, W - 37-31, Nov. 17, 1984
 Kicked a 50-yard field goal53, by Abel Perez vs. UNLV, W - 48-14, Nov. 27, 2010
 Kicked a punt 70 or more yards89, by Brian Stahovich at Wyoming, W - 48-38, Oct. 30, 2010
 Kicked a punt 60 or more yards61, by Brian Stahovich vs. Wyoming, L - 27-30, Oct. 29, 2011
 Punted nine or more times9, by Brian Stahovich at No. 3/3 TCU, L - 35-40, Nov. 13, 2010
 Totaled 100 or more kick return yards109, by Colin Lockett vs. No. 10 Boise State, L - 35-52, Nov. 19, 2011
 Totaled 100 or more punt return yards107, by Kyle Conerly vs. UNLV, W - 31-21, Oct. 26, 2002
 Blocked a puntby Eric Pinkins at UNLV, W - 31-14, Nov. 26, 2011
 Blocked a field goalby Jerome Long vs. Colorado State, W - 24-19, Nov. 6, 2010
 Blocked a PATby Leon McFadden vs. Southern Utah, W - 35-19, Sept. 12, 2009

2011 SAN DIEGO STATE STATISTICS

Date	Opponent	Score	Att.
Sep 03, 2011	CAL POLY	W 49-21	34384
Sep 10, 2011	at Army	W 23-20	26778
Sep 17, 2011	WASHINGTON STATE	W 42-24	57286
Sep 24, 2011	at #22 Michigan	L 7-28	110707
* Oct 08, 2011	TCU	L 14-27	44248
* Oct 13, 2011	at Air Force	W 41-27	27490
* Oct 29, 2011	WYOMING	L 27-30	29730
* Nov 05, 2011	NEW MEXICO	W 35-7	28362
* Nov 12, 2011	at Colorado State	W 18-15	16811
* Nov 19, 2011	#10 BOISE STATE	L 35-52	52256
* Nov 26, 2011	at UNLV	W 31-14	19075
Dec 03, 2011	FRESNO STATE	W 35-28	32790

Record:	Overall	Home	Away	Neutral
All games	8-4	4-3	4-1	0-0
Conference	4-3	1-3	3-0	0-0
Non-Conference	4-1	3-0	1-1	0-0

Team Statistics	SDSU	OPP
FIRST DOWNS	252	218
Rushing	110	114
Passing	127	88
Penalty	15	16
RUSHING YARDAGE	2330	2128
Rushing Attempts	455	503
Average Per Rush	5.1	4.2
Average Per Game	194.2	177.3
TDs Rushing	27	23
PASSING YARDAGE	2745	2390
Comp-Att-Int	210-400-8	179-320-14
Average Per Pass	6.9	7.5
Average Per Catch	13.1	13.4
Average Per Game	228.8	199.2
TDs Passing	20	15
TOTAL OFFENSE	5075	4518
Average Per Play	5.9	5.5
Average Per Game	422.9	376.5
KICK RETURNS: #-Yards	53-1054	40-1018
PUNT RETURNS: #-Yards	22-115	13-58
INT RETURNS: #-Yards	14-98	8-85
FUMBLES-LOST	14-8	27-13
PENALTIES-Yards	56-504	69-568
PUNTS-AVG	57-43.4	66-40.1
TIME OF POSSESSION/Game	30:08	29:52
3RD-DOWN Conversions	81/183	80/181
4TH-DOWN Conversions	9/22	12/20

Rushing	gp	att	gain	loss	net	avg	td	lg	avg/g
HILLMAN, Ronnie	12	287	1709	53	1656	5.8	19	99	138.0
KAZEE, Walter	9	74	349	10	339	4.6	4	41	37.7
MUEMA, Adam	5	39	255	11	244	6.3	2	81	48.8
LOCKETT, Colin	12	7	103	7	96	13.7	0	43	8.0
YOUNG, Chad	12	15	44	1	43	2.9	2	9	3.6
GARRETT, Dwayne	1	5	17	0	17	3.4	0	7	17.0
MCFADDEN, Leon	12	2	10	5	5	2.5	0	10	0.4
ROBERTS, Adam	9	1	3	0	3	3.0	0	3	0.3
RUSSELL, Marcus	12	1	0	3	-3	-3.0	0	0	-0.2
TEAM	7	8	0	13	-13	-1.6	0	0	-1.9
LINDLEY, Ryan	12	16	29	86	-57	-3.6	0	9	-4.8
Total	12	455	2519	189	2330	5.1	27	99	194.2
Opponents	12	503	2464	336	2128	4.2	23	67	177.3

Passing	gp	effc	comp-att-int	pct	yds	td	lg	avg/g
LINDLEY, Ryan	12	122.90	209-398-8	52.5	2740	20	71	228.3
STAHOVICH, Bria	12	142.00	1-1-0	100.0	5	0	5	0.4
DINGWELL, Adam	3	0.00	0-1-0	0.0	0	0	0	0.0
Total	12	122.64	210-400-8	52.5	2745	20	71	228.8
Opponents	12	125.39	179-320-14	55.9	2390	15	88	199.2

Receiving	gp	no.	yds	avg	td	lg	avg/g
LOCKETT, Colin	12	52	885	17.0	5	68	73.8
ESCOBAR, Gavin	12	47	710	15.1	7	55	59.2
DENSO, Dylan	12	44	525	11.9	3	33	43.8
HILLMAN, Ronnie	12	20	221	11.1	1	71	18.4
QUIGLEY, Bryce	12	9	64	7.1	0	12	5.3
YOUNG, Chad	12	9	42	4.7	1	13	3.5
KAZEE, Walter	9	8	89	11.1	0	20	9.9
UMUOLO, Alston	12	8	82	10.2	2	27	6.8
RUSSELL, Marcus	12	7	73	10.4	0	17	6.1
NICHOLAS, Osmon	10	3	46	15.3	0	18	4.6
MUEMA, Adam	5	2	3	1.5	1	2	0.6
RIVERA, Emilio	12	1	5	5.0	0	5	0.4
Total	12	210	2745	13.1	20	71	228.8
Opponents	12	179	2390	13.4	15	88	199.2

Field Goals	fg	pct.	01-19	20-29	30-39	40-49	50-99	lg	blk
PEREZ, Abelardo	5-13	38.5	0-0	3-5	1-3	1-4	0-1	42	2

Scoring	td	fg	PAT				dxp	saf	pts
			kick	rush	rcv	pass			
HILLMAN, Ronnie	20	-	-	-	-	-	-	120	
PEREZ, Abelardo	-	5-13	44-46	-	-	-	-	59	
ESCOBAR, Gavin	7	-	-	-	1	-	-	44	
LOCKETT, Colin	6	-	-	-	-	-	-	36	
KAZEE, Walter	4	-	-	-	-	-	-	24	
YOUNG, Chad	3	-	-	-	1	-	-	20	
MUEMA, Adam	3	-	-	-	-	-	-	18	
DENSO, Dylan	3	-	-	-	-	-	-	18	
UMUOLO, Alston	2	-	-	-	-	-	-	12	
DAVIS, Brandon	1	-	-	-	-	-	-	6	
STAHOVICH, Bria	-	-	-	-	-	1-1	-	0	
LINDLEY, Ryan	-	-	-	-	-	1-2	-	0	
Total	49	5-13	44-46	-	2	2-3	-	357	
Opponents	39	7-9	36-38	1-1	-	-	-	293	

Score by Quarters	1st	2nd	3rd	4th	OT	Total
San Diego State	80	70	96	111	0	357
Opponents	104	117	16	56	0	293

Interceptions	no.	yds	avg	td	lg
PARKER, Larry	7	57	8.1	0	32
BERHE, Nat	2	1	0.5	0	1
MCFADDEN, Leon	2	23	11.5	0	23
LEMON, Gabe	1	0	0.0	0	0
ANDREWS, Marcus	1	0	0.0	0	0
SILUANO, Rene	1	17	17.0	0	17

Punting	no.	yds	avg	lg	tb	fc	i20	50+	blk
STAHOVICH, Bria	57	2472	43.4	61	10	23	17	16	0

Punt Returns	no.	yds	avg	td	lg
MCFADDEN, Leon	12	70	5.8	0	26
PARKER, Larry	10	45	4.5	0	22
Total	22	115	5.2	0	26
Opponents	13	58	4.5	0	21

Kick Returns	no.	yds	avg	td	lg
LOCKETT, Colin	29	613	21.1	1	94
DAVIS, Brandon	15	353	23.5	1	98
KAZEE, Walter	4	51	12.8	0	15
COLQUITT, A.C.	1	18	18.0	0	18
SHIELDS, D.J.	1	0	0.0	0	0
QUIGLEY, Bryce	1	3	3.0	0	3
SILUANO, Rene	1	12	12.0	0	12
YOUNG, Chad	1	4	4.0	0	4
Total	53	1054	19.9	2	98
Opponents	40	1018	25.5	0	47

All Purpose	g	rush	rcv	pr	kr	ir	total	avg/g
HILLMAN, Ronni	12	1656	221	0	0	0	1877	156.4
LOCKETT, Colin	12	96	885	0	613	0	1594	132.8
ESCOBAR, Gavi	12	0	710	0	0	0	710	59.2
DENSO, Dylan	12	0	525	0	0	0	525	43.8
KAZEE, Walter	9	339	89	0	51	0	479	53.2
Total	12	2330	2745	115	1054	98	6342	528.5
Opponents	12	2128	2390	58	1018	85	5679	473.2

Total Offense	g	plays	rush	pass	total	avg/g
LINDLEY, Ryan	12	414	-57	2740	2683	223.6
HILLMAN, Ronnie	12	287	1656	0	1656	138.0
KAZEE, Walter	9	74	339	0	339	37.7
MUEMA, Adam	5	39	244	0	244	48.8
LOCKETT, Colin	12	7	96	0	96	8.0
Total	12	955	2320	2745	5065	422.0

2011 TEAM STATISTICS

Team Statistics	SDSU	OPP
SCORING	357	293
Points Per Game	29.8	24.4
FIRST DOWNS	252	218
Rushing	110	114
Passing	127	88
Penalty	15	16
RUSHING YARDAGE	2330	2128
Yards gained rushing	2519	2464
Yards lost rushing	189	336
Rushing Attempts	455	503
Average Per Rush	5.1	4.2
Average Per Game	194.2	177.3
TDs Rushing	27	23
PASSING YARDAGE	2745	2390
Comp-Att-Int	210-400-8	179-320-14
Average Per Pass	6.9	7.5
Average Per Catch	13.1	13.4
Average Per Game	228.8	199.2
TDs Passing	20	15
TOTAL OFFENSE	5075	4518
Total Plays	855	823
Average Per Play	5.9	5.5
Average Per Game	422.9	376.5
KICK RETURNS: #-Yards	53-1054	40-1018
PUNT RETURNS: #-Yards	22-115	13-58
INT RETURNS: #-Yards	14-98	8-85
KICK RETURN AVERAGE	19.9	25.5
PUNT RETURN AVERAGE	5.2	4.5
INT RETURN AVERAGE	7.0	10.6
FUMBLES-LOST	14-8	27-13
PENALTIES-Yards	56-504	69-568
Average Per Game	42.0	47.3
PUNTS-Yards	57-2472	66-2646
Average Per Punt	43.4	40.1
Net punt average	38.8	37.1
TIME OF POSSESSION/Game	30:08	29:52
3RD-DOWN Conversions	81/183	80/181
3rd-Down Pct	44%	44%
4TH-DOWN Conversions	9/22	12/20
4th-Down Pct	41%	60%
SACKS BY-Yards	28-191	10-83
MISC YARDS	0	66
TOUCHDOWNS SCORED	49	39
FIELD GOALS-ATTEMPTS	5-13	7-9
ON-SIDE KICKS	0-2	0-0
RED-ZONE SCORES	(35-44) 80%	(28-32) 88%
RED-ZONE TOUCHDOWNS	(31-44) 70%	(24-32) 75%
PAT-ATTEMPTS	(44-46) 96%	(36-38) 95%
ATTENDANCE	279056	200861
Games/Avg Per Game	7/39865	5/40172
Neutral Site Games		0/0

Score by Quarters	1st	2nd	3rd	4th	OT	Total
San Diego State	80	70	96	111	0	357
Opponents	104	117	16	56	0	293

2011 INDIVIDUAL STATISTICS

Rushing	gp	att	gain	loss	net	avg	td	lg	avg/g
HILLMAN, Ronnie	12	287	1709	53	1656	5.8	19	99	138.0
KAZEE, Walter	9	74	349	10	339	4.6	4	41	37.7
MUEMA, Adam	5	39	255	11	244	6.3	2	81	48.8
LOCKETT, Colin	12	7	103	7	96	13.7	0	43	8.0
YOUNG, Chad	12	15	44	1	43	2.9	2	9	3.6
GARRETT, Dwayne	1	5	17	0	17	3.4	0	7	17.0
MCFADDEN, Leon	12	2	10	5	5	2.5	0	10	0.4
ROBERTS, Adam	9	1	3	0	3	3.0	0	3	0.3
RUSSELL, Marcus	12	1	0	3	-3	-3.0	0	0	-0.2
TEAM	7	8	0	13	-13	-1.6	0	0	-1.9
LINDLEY, Ryan	12	16	29	86	-57	-3.6	0	9	-4.8
Total	12	455	2519	189	2330	5.1	27	99	194.2
Opponents	12	503	2464	336	2128	4.2	23	67	177.3

Passing	gp	effic	comp-att-int	pct	yds	td	lg	avg/g
LINDLEY, Ryan	12	122.90	209-398-8	52.5	2740	20	71	228.3
STAHOVICH, Bria	12	142.00	1-1-0	100.0	5	0	5	0.4
DINGWELL, Adam	3	0.00	0-1-0	0.0	0	0	0	0.0
Total	12	122.64	210-400-8	52.5	2745	20	71	228.8
Opponents	12	125.39	179-320-14	55.9	2390	15	88	199.2

Receiving	gp	no.	yds	avg	td	lg	avg/g
LOCKETT, Colin	12	52	885	17.0	5	68	73.8
ESCOBAR, Gavin	12	47	710	15.1	7	55	59.2
DENSO, Dylan	12	44	525	11.9	3	33	43.8
HILLMAN, Ronnie	12	20	221	11.1	1	71	18.4
QUIGLEY, Bryce	12	9	64	7.1	0	12	5.3
YOUNG, Chad	12	9	42	4.7	1	13	3.5
KAZEE, Walter	9	8	89	11.1	0	20	9.9
UMUOLO, Alston	12	8	82	10.2	2	27	6.8
RUSSELL, Marcus	12	7	73	10.4	0	17	6.1
NICHOLAS, Osmon	10	3	46	15.3	0	18	4.6
MUEMA, Adam	5	2	3	1.5	1	2	0.6
RIVERA, Emilio	12	1	5	5.0	0	5	0.4
Total	12	210	2745	13.1	20	71	228.8
Opponents	12	179	2390	13.4	15	88	199.2

Punt Returns	no.	yds	avg	td	lg
MCFADDEN, Leon	12	70	5.8	0	26
PARKER, Larry	10	45	4.5	0	22
Total	22	115	5.2	0	26
Opponents	13	58	4.5	0	21

Interceptions	no.	yds	avg	td	lg
PARKER, Larry	7	57	8.1	0	32
BERHE, Nat	2	1	0.5	0	1
MCFADDEN, Leon	2	23	11.5	0	23
SILUANO, Rene	1	17	17.0	0	17
LEMON, Gabe	1	0	0.0	0	0
ANDREWS, Marcus	1	0	0.0	0	0
Total	14	98	7.0	0	32
Opponents	8	85	10.6	0	26

Kick Returns	no.	yds	avg	td	lg
LOCKETT, Colin	29	613	21.1	1	94
DAVIS, Brandon	15	353	23.5	1	98
KAZEE, Walter	4	51	12.8	0	15
YOUNG, Chad	1	4	4.0	0	4
SHIELDS, D.J.	1	0	0.0	0	0
QUIGLEY, Bryce	1	3	3.0	0	3
SILUANO, Rene	1	12	12.0	0	12
COLQUITT, A.C.	1	18	18.0	0	18
Total	53	1054	19.9	2	98
Opponents	40	1018	25.5	0	47

Fumble Returns	no.	yds	avg	td	lg
Total	0	0	0.0	0	0
Opponents	0	0	0.0	1	0

2011 INDIVIDUAL STATISTICS

Scoring	td	fg	PAT				dxp	saf	pts
			kick	rush	rcv	pass			
HILLMAN, Ronnie	20	-	-	-	-	-	-	120	
PEREZ, Abelardo	-	5-13	44-46	-	-	-	-	59	
ESCOBAR, Gavin	7	-	-	-	1	-	-	44	
LOCKETT, Colin	6	-	-	-	-	-	-	36	
KAZEE, Walter	4	-	-	-	-	-	-	24	
YOUNG, Chad	3	-	-	-	1	-	-	20	
MUEMA, Adam	3	-	-	-	-	-	-	18	
DENSO, Dylan	3	-	-	-	-	-	-	18	
UMUOLO, Alston	2	-	-	-	-	-	-	12	
DAVIS, Brandon	1	-	-	-	-	-	-	6	
STAHOVICH, Bria	-	-	-	-	-	1-1	-	0	
LINDLEY, Ryan	-	-	-	-	-	1-2	-	0	
Total	49	5-13	44-46	-	2	2-3	-	357	
Opponents	39	7-9	36-38	1-1	-	-	-	293	

Total Offense				g	plays	rush	pass	total	avg/g
LINDLEY, Ryan	12	414	-57	2740	2683	223.6			
HILLMAN, Ronnie	12	287	1656	0	1656	138.0			
KAZEE, Walter	9	74	339	0	339	37.7			
MUEMA, Adam	5	39	244	0	244	48.8			
LOCKETT, Colin	12	7	96	0	96	8.0			
YOUNG, Chad	12	15	43	0	43	3.6			
GARRETT, Dwayne	1	5	17	0	17	17.0			
MCFADDEN, Leon	12	2	5	0	5	0.4			
STAHOVICH, Bria	12	1	0	5	5	0.4			
ROBERTS, Adam	9	1	3	0	3	0.3			
RUSSELL, Marcus	12	1	-3	0	-3	-0.2			
TEAM	7	8	-13	0	-13	-1.9			
Total	12	855	2330	2745	5075	422.9			
Opponents	12	823	2128	2390	4518	376.5			

Field Goals	fg	pct.	01-19	20-29	30-39	40-49	50-99	lg	blk
PEREZ, Abelardo	5-13	38.5	0-0	3-5	1-3	1-4	0-1	42	2

Punting	no.	yds	avg	lg	tb	fc	i20	50+	blk
STAHOVICH, Bria	57	2472	43.4	61	10	23	17	16	0
Total	57	2472	43.4	61	10	23	17	16	0
Opponents	66	2646	40.1	57	4	16	15	9	1

FG Sequence	San Diego State	Opponents
Cal Poly	46	-
Army	(42)	-
Washington State	39	(48)
Michigan	-	40
TCU	-	(47),(21)
Air Force	(27),(25),41	(44),(31)
Wyoming	39,27	(33)
New Mexico	-	-
Colorado State	22,44,(37)	-
Boise State	-	(30)
UNLV	(27)	-
Fresno State	51	48

Kickoffs	no.	yds	avg	tb	ob	retn	net	ydln
PEREZ, Abelardo	64	4355	68.0	24	0			
Total	64	4355	68.0	24	0	25.5	44.6	25
Opponents	56	3465	61.9	3	0	19.9	42.0	28

Numbers in (parentheses) indicate field goal was made.

STAHOVICH PUNT-BY-PUNT

Opponent	From	To	Yds	Return	Net	FP
Cal Poly	SD 28	CP 26	46	5	41	CP 31
	SD 46	CP 18	36	fair catch	36	*CP 18
	SD 43	CP 7	50	fair catch	50	**CP 7
	CP 36	CP 0	36	touchback	16	CP 20
	SD 29	CP 36	35	0	35	CP 36
	SD 47	CP 3	50	fair catch	50	**CP 3
at Army	ARMY 38	ARMY 9	29	downed	29	ARMY 20
	SD 33	ARMY 8	59	10	49	*ARMY 18
	SD 45	ARMY 0	55	touchback	35	ARMY 29
	SD 46	ARMY 5	49	12	37	*ARMY 17
	SD 36	ARMY 16	48	fair catch	48	*ARMY 16
Washington St.	SD 41	WSU 20	39	fair catch	39	WSU 20
	SD 46	WSU 0	54	touchback	34	WSU 20
	SD 39	WSU 32	29	out-of-bounds	39	^WSU 22
	SD 35	WSU 21	44	fair catch	44	WSU 21
	SD 18	WSU 49	33	downed	33	WSU 49
at Michigan	SD 26	UM 39	35	0	35	UM 39
	SD 31	UM 29	40	fair catch	40	UM 29
	UM 43	UM 19	24	fair catch	24	*UM 19
	SD 45	UM 3	52	21	31	UM 24
	SD 24	UM 30	46	fair catch	46	UM 30
UM 40	UM 8	32	fair catch	32	**UM 8	
TCU	SD 17	TC 34	49	out-of-bounds	49	TC 34
	SD 33	TC 22	45	downed	45	TC 22
	SD 18	TC 42	40	downed	40	TC 42
	SD 15	TC 40	45	0	45	N/A
at Air Force	SD 33	AF 38	29	fair catch	29	AF 38
	SD 20	AF 24	46	fair catch	46	AF 24

STAHOVICH PUNT-BY-PUNT (CONTINUED)

Opponent	From	To	Yds	Return	Net	FP
Wyoming	SD 18	WY 21	61	out-of-bounds	61	WY 21
	SD 25	WY 26	49	14	35	WY 40
	SD 40	WY 7	53	downed	53	**WY 7
	WY 45	WY 0	45	touchback	25	WY 20
	SD 46	WY 0	54	touchback	34	WY 20
	SD 41	WY 19	40	downed	40	*WY 19
	SD 41	WY 19	40	downed	40	*WY 19
New Mexico	SD 27	NM 25	48	downed	48	NM 25
	SD 46	NM 22	32	fair catch	32	NM 22
	NM 45	NM 12	33	fair catch	35	*NM 10
	SD 23	NM 39	38	fair catch	38	NM 39
	SD 49	NM 15	36	fair catch	36	*NM 15
at Colorado St.	CS 49	CS 0	49	touchback	29	CS 20
	CS 39	CS 0	39	touchback	19	CS 20
	SD 29	CS 15	56	12	44	CS 27
Boise St.	BS 46	BS 11	35	fair catch	35	BS 11
	SD 12	BS 49	39	fair catch	39	BS 49
	SD 33	BS 25	42	1	26	^BS 41
	SD 18	BS 31	51	fair catch	51	BS 31
BS 41	BS 10	31	fair catch	31	*BS 10	
at UNLV	SD 24	LV 33	43	fair catch	43	LV 33
	SD 39	LV 10	51	0	51	*LV 10
	SD 19	LV 45	36	fair catch	36	LV 45
	LV 43	LV 12	31	fair catch	31	*LV 12
	SD 19	LV 45	36	fair catch	36	LV 45
Fresno State	SD 48	FS 0	52	touchback	32	FS 20
	SD 35	FS 11	54	10	44	FS 21
	FS 47	FS 0	47	touchback	27	FS 20
	SD 10	FS 44	46	3	43	FS 47
	SD 48	FS 0	52	touchback	32	FS 20
	SD 29	FS 27	44	downed	44	FS 27
	SD 29	FS 27	44	downed	44	FS 27

* - indicates possession ended inside opponent 20
 ** - indicates possession ended inside opponent 10
 ^ - indicates there was a penalty on the play, resulting in a new spot
 N/A - indicates the punt returner fumbled and lost possession

2011 INDIVIDUAL STATISTICS

All Purpose	g	rush	rcv	pr	kr	ir	total	avg/g
HILLMAN, Ronni	12	1656	221	0	0	0	1877	156.4
LOCKETT, Colin	12	96	885	0	613	0	1594	132.8
ESCOBAR, Gavi	12	0	710	0	0	0	710	59.2
DENSO, Dylan	12	0	525	0	0	0	525	43.8
KAZEE, Walter	9	339	89	0	51	0	479	53.2
DAVIS, Brandon	8	0	0	0	353	0	353	44.1
MUEMA, Adam	5	244	3	0	0	0	247	49.4
PARKER, Larry	12	0	0	45	0	57	102	8.5
MCFADDEN, Le	12	5	0	70	0	23	98	8.2
YOUNG, Chad	12	43	42	0	4	0	89	7.4
UMUOLO, Alsto	12	0	82	0	0	0	82	6.8
RUSSELL, Marc	12	-3	73	0	0	0	70	5.8
QUIGLEY, Bryce	12	0	64	0	3	0	67	5.6
NICHOLAS, Os	10	0	46	0	0	0	46	4.6
SILUANO, Rene	12	0	0	0	12	17	29	2.4
COLQUITT, A.C	2	0	0	0	18	0	18	9.0
GARRETT, Dwa	1	17	0	0	0	0	17	17.0
RIVERA, Emilio	12	0	5	0	0	0	5	0.4
ROBERTS, Ada	9	3	0	0	0	0	3	0.3
BERHE, Nat	12	0	0	0	0	1	1	0.1
TEAM	7	-13	0	0	0	0	-13	-1.9
LINDLEY, Ryan	12	-57	0	0	0	0	-57	-4.8
Total	12	2330	2745	115	1054	98	6342	528.5
Opponents	12	2128	2390	58	1018	85	5679	473.2

2011 DEFENSIVE STATISTICS

#	Defensive Leaders	gp	Tackles			tfl/yds	Sacks	Pass defense			Fumbles		blkd	
			ua	a	tot		no-yds	int-yds	brup	qbh	rcv-yds	ff	kick	saf
9	BURRIS, Miles	12	45	27	72	19.0-81	8.0-60	.	1	.	3-0	.	.	
94	LONG, Jerome	12	47	22	69	8.0-34	5.0-29	1	.	
20	BERHE, Nat	12	37	20	57	3.0-7	.	2-1	4	.	.	1	.	
29	PARKER, Larry	12	42	14	56	2.5-4	.	7-57	7	.	1-0	3	.	
42	FELY, Jake	12	29	24	53	5.0-15	1.5-10	3	.	
2	MCFADDEN, Leon	12	33	9	42	2.5-10	1.0-1	2-23	13	
36	TENHAEFF, Nick	12	31	10	41	1.0-1	.	.	.	1	1-0	1	.	
31	KETCHUM, Logan	8	22	17	39	4.5-21	1.5-12	.	2	.	1-0	1	.	
9A	SILUANO, Rene	12	22	11	33	1.0-1	.	1-17	2	.	1-0	1	.	
93	GIBBS, Larry	12	24	8	32	6.5-15	2.0-7	.	2	
6	LEMON, Gabe	12	21	11	32	.	.	1-0	4	
49	AUTELE, J.J.	10	18	9	27	3.5-10	.	.	.	1	.	.	.	
54	BARKSDALE, Deme	12	19	8	27	4.0-20	3.0-17	.	.	.	2-0	1	.	
37	HARRIS, Vaness	12	14	8	22	4.5-25	2-0	.	.	
26	ANDREWS, Marcus	12	14	7	21	1.0-4	.	1-0	1	.	1-0	1	.	
59	THOMAS, Jordan	12	14	6	20	3.0-8	
27	PINKINS, Eric	12	15	4	19	1.0-4	.	.	1	.	.	.	1	
44	ANDREWS, Rob	4	10	7	17	1.0-5	1-0	1	.	
41	STEVENS, Khalid	9	7	8	15	.	.	.	1	
5	HEMMINGS, Dey J	10	9	4	13	.	.	.	3	
97	ONUOHA, Dontrel	7	10	3	13	2.0-7	1.0-6	
35	HOLDER, King	12	10	1	11	.	.	.	2	
11	DAVIS, Brandon	8	4	3	7	
48	GAVERT, Josh	12	5	2	7	2.0-14	2.0-14	
47	GALEA, Cody	8	2	4	6	2.0-10	1.0-5	
46	DRIVER, Jacob	10	2	3	5	
40	YOUNG, Chad	12	4	1	5	1	.	
91	TRUJILLO, Frede	3	3	2	5	1.0-7	1.0-7	1	.	
43	WILLIAMS, Ross	12	3	1	4	
98	MEREDITH, Sam	11	4	.	4	1.0-2	
4	HORN, Romeo	7	4	.	4	
4B	ROBERTS, Adam	9	3	.	3	
90	BEED, Everett	1	1	1	2	1.0-13	1.0-13	
58	BREWER, Aaron	12	2	.	2	
38	PEREZ, Abelardo	12	2	.	2	
	TM TEAM	7	1	.	1	1.0-11	1.0-11	1	.	
5A	FEASTER, Andrew	3	1	.	1	
71	JOHNSON, Alec	12	1	.	1	
24	LOCKETT, Colin	12	.	1	1	
34	KAZEE, Walter	9	1	.	1	
87	QUIGLEY, Bryce	12	1	.	1	
13	HILLMAN, Ronnie	12	1	.	1	
	Total	12	538	256	794	81-329	28-191	14-98	43	2	13-0	17	1	
	Opponents	12	530	231	761	53-177	10-83	8-85	48	2	8-0	11	2	

RED ZONE STATISTICS**San Diego State Inside Opponent Red-Zone**

Date	Opponent	Score	Times In RZ	Times Scored	Total Pts	Rush TDs	Pass TDs	FGs Made	Failed to score inside RZ						
									FGA	Down	Int	Fumb	Half	Game	
Sep 3, 2011	CAL POLY	W 49-21	4	4	28	4	1	3	0	0	0	0	0	0	0
Sep 10, 2011	at Army	W 23-20	2	2	13	2	2	0	0	0	0	0	0	0	0
Sep 17, 2011	WASHINGTON STATE	W 42-24	5	4	28	4	3	1	0	0	0	0	1	0	0
Sep 24, 2011	at Michigan	L 7-28	3	1	7	1	0	1	0	0	1	0	1	0	0
Oct 08, 2011	TCU	L 14-27	4	2	14	2	0	2	0	0	1	0	1	0	0
Oct 13, 2011	at Air Force	W 41-27	2	2	6	0	0	0	2	0	0	0	0	0	0
Oct 29, 2011	WYOMING	L 27-30	2	1	7	1	1	0	0	1	0	0	0	0	0
Nov 05, 2011	NEW MEXICO	W 35-7	6	5	35	5	5	0	0	0	0	0	0	1	0
Nov 12, 2011	at Colorado State	W 18-15	4	3	18	2	1	1	1	1	0	0	0	0	0
Nov 19, 2011	BOISE STATE	L 35-52	2	2	14	2	1	1	0	0	0	0	0	0	0
Nov 26, 2011	at UNLV	W 31-14	4	4	24	3	1	2	1	0	0	0	0	0	0
Dec 03, 2011	FRESNO STATE	W 35-28	6	5	35	5	5	0	0	0	1	0	0	0	0
Totals			44	35	229	31	20	11	4	2	3	0	3	1	0
35 of 44 (79.5%)															

Opponents Inside San Diego State Red-Zone

Date	Opponent	Score	Times In RZ	Times Scored	Total Pts	Rush TDs	Pass TDs	FGs Made	Failed to score inside RZ						
									FGA	Down	Int	Fumb	Half	Game	
Sep 3, 2011	CAL POLY	W 49-21	3	3	21	3	3	0	0	0	0	0	0	0	0
Sep 10, 2011	at Army	W 23-20	3	3	20	3	3	0	0	0	0	0	0	0	0
Sep 17, 2011	WASHINGTON STATE	W 42-24	0	0	0	0	0	0	0	0	0	0	0	0	0
Sep 24, 2011	at Michigan	L 7-28	3	3	21	3	3	0	0	0	0	0	0	0	0
Oct 08, 2011	TCU	L 14-27	4	2	10	1	1	0	1	0	0	1	0	1	0
Oct 13, 2011	at Air Force	W 41-27	3	3	17	2	1	1	1	0	0	0	0	0	0
Oct 29, 2011	WYOMING	L 27-30	5	5	30	4	2	2	1	0	0	0	0	0	0
Nov 05, 2011	NEW MEXICO	W 35-7	1	1	7	1	1	0	0	0	0	0	0	0	0
Nov 12, 2011	at Colorado State	W 18-15	2	1	8	1	1	0	0	0	0	0	1	0	0
Nov 19, 2011	BOISE STATE	L 35-52	7	6	38	5	2	3	1	0	0	0	1	0	0
Nov 26, 2011	at UNLV	W 31-14	0	0	0	0	0	0	0	0	0	0	0	0	0
Dec 03, 2011	FRESNO STATE	W 35-28	1	1	7	1	1	0	0	0	0	0	0	0	0
Totals			32	28	179	24	18	6	4	0	0	1	2	1	0
28 of 32 (87.5%)															

2011 SAN DIEGO STATE GAME-BY-GAME

Date	Opponent	Rushing				Receiving				Passing				Kick Returns				Punt Returns				tot off
		no.	yds	td	lg	no.	yds	td	lg	cmp-att-int	yds	td	lg	no.	yds	td	lg	no.	yds	td	lg	
Sep 03	CAL POLY	49	289	2	41	15	203	4	59	15-28-0	203	4	59	4	143	1	94	2	17	0	17	492
Sep 10	at Army	25	146	2	20	8	146	1	68	8-18-0	146	1	68	3	24	0	21	1	9	0	9	292
Sep 17	WASHINGTON STATE	44	227	4	59	21	273	2	25	21-37-1	273	2	25	5	123	0	44	3	29	0	26	500
Sep 24	at Michigan	29	123	0	30	23	253	1	30	23-48-0	253	1	30	4	75	0	29	2	22	0	22	376
Oct 08	TCU	30	90	0	20	16	206	2	39	16-42-3	206	2	39	6	101	0	22	1	5	0	5	296
Oct 13	at Air Force	35	201	2	57	15	209	2	33	15-21-0	209	2	33	5	150	1	98	1	2	0	2	410
Oct 29	WYOMING	37	292	2	99	13	247	2	71	13-27-1	247	2	71	5	74	0	20	1	1	0	1	539
Nov 05	NEW MEXICO	48	215	5	23	16	271	0	42	16-24-0	271	0	42	2	24	0	15	5	13	0	7	486
Nov 12	at Colorado State	52	173	1	21	19	154	1	18	19-35-1	154	1	18	3	56	0	34	1	16	0	16	327
Nov 19	BOISE STATE	21	120	2	81	30	350	3	53	30-51-1	350	3	53	9	156	0	23	2	-6	0	1	470
Nov 26	at UNLV	47	239	2	44	13	152	2	27	13-29-1	152	2	27	2	34	0	22	1	0	0	0	391
Dec 03	FRESNO STATE	38	215	5	68	21	281	0	55	21-40-0	281	0	55	5	94	0	24	2	7	0	7	496
San Diego State		455	2330	27	99	210	2745	20	71	210-400-8	2745	20	71	53	1054	2	98	22	115	0	26	5075
		503	2128	23	67	179	2390	15	88	179-320-14	2390	15	88	40	1018	0	47	13	58	0	21	4518

Games played: 12
 Avg per rush: 5.1
 Avg per catch: 13.1
 Pass efficiency: 122.64
 Kick ret avg: 19.9
 Punt ret avg: 5.2
 All purpose avg/game: 528.5
 Total offense avg/gm: 422.9

Date	Opponent	Tackles				Sacks no-yds	Fumble		Pass Defense			Blkd kick	PAT Attempts				saf	pts
		ua	a	total	tfl-yds		ff	fr-yds	int-yds	qbh	brup		kick	rush	rcv			
Sep 03	CAL POLY	48	14	62	9.0-29	2.0-14	1	1-0	0-0	0	2	0	7-7	0	0	0	0	49
Sep 10	at Army	60	38	98	2.0-11	1.0-6	5	3-0	0-0	0	5	0	2-3	0	0	0	0	23
Sep 17	WASHINGTON STATE	41	18	59	9.0-50	6.0-44	3	2-0	2-32	0	6	0	6-6	0	0	0	0	42
Sep 24	at Michigan	37	24	61	4.0-9	0.0-0	2	2-0	2-0	0	1	0	1-1	0	0	0	0	7
Oct 08	TCU	52	30	82	5.0-21	1.0-14	2	2-0	2-23	0	4	0	2-2	0	0	0	0	14
Oct 13	at Air Force	41	44	85	9.0-37	4.0-25	1	1-0	2-39	0	4	0	5-5	0	0	0	0	41
Oct 29	WYOMING	54	14	68	10.0-51	2.0-18	1	0-0	0-0	0	4	0	3-4	0	0	0	0	27
Nov 05	NEW MEXICO	35	14	49	7.0-25	3.0-14	0	0-0	2-0	0	2	0	5-5	0	0	0	0	35
Nov 12	at Colorado State	27	22	49	7.0-12	1.0-2	1	1-0	1-1	2	3	0	1-1	0	1	0	0	18
Nov 19	BOISE STATE	57	12	69	5.0-20	1.0-10	1	1-0	1-3	0	5	0	3-3	0	1	0	0	35
Nov 26	at UNLV	41	20	61	9.0-28	4.0-17	0	0-0	1-0	0	3	1	4-4	0	0	0	0	31
Dec 03	FRESNO STATE	45	6	51	5.0-36	3.0-28	0	0-0	1-0	0	4	0	5-5	0	0	0	0	35
San Diego State		538	256	794	81.0-329	29.0-192	17	13-0	14-98	2	43	1	44-46	0	2	0	0	357
		530	231	761	53.0-177	10.0-83	11	8-0	8-85	2	48	2	36-38	1	0	0	0	293

Date	Opponent	Punting										Field Goals			Kickoffs				
		no.	yds	avg	long	blkd	tb	fc	50+	i20	md-att	long	blkd	no.	yds	avg	tb	ob	
Sep 03	CAL POLY	6	253	42.2	50	0	1	3	2	3	0-1	0	0	8	532	66.5	2	0	
Sep 10	at Army	5	240	48.0	59	0	1	1	2	4	1-1	42	0	5	333	66.6	1	0	
Sep 17	WASHINGTON STATE	5	199	39.8	54	0	1	2	1	0	0-1	0	0	7	477	68.1	1	0	
Sep 24	at Michigan	6	229	38.2	52	0	0	4	1	2	0-0	0	0	2	140	70.0	2	0	
Oct 08	TCU	4	179	44.8	49	0	0	0	0	0	0-0	0	0	3	207	69.0	2	0	
Oct 13	at Air Force	2	85	42.5	56	0	0	2	1	0	2-3	27	1	8	545	68.1	8	0	
Oct 29	WYOMING	6	302	50.3	61	0	2	0	3	2	0-2	0	0	5	348	69.6	1	0	
Nov 05	NEW MEXICO	5	187	37.4	48	0	0	4	0	2	0-0	0	0	6	405	67.5	2	0	
Nov 12	at Colorado State	3	144	48.0	56	0	2	0	1	0	1-3	37	0	4	280	70.0	3	0	
Nov 19	BOISE STATE	5	198	39.6	51	0	0	4	1	2	0-0	0	0	4	278	69.5	1	0	
Nov 26	at UNLV	4	161	40.2	51	0	0	3	1	2	1-1	27	0	6	419	69.8	1	0	
Dec 03	FRESNO STATE	6	295	49.2	54	0	3	0	3	0	0-1	0	1	6	391	65.2	0	0	
San Diego State		57	2472	43.4	61	0	10	23	16	17	5-13	42	2	64	4355	68.0	24	0	
		66	2646	40.1	57	1	4	16	9	15	7-9	48	0	56	3465	61.9	3	0	

2011 OPPONENT GAME-BY-GAME

Date	Opponent	Rushing				Receiving				Passing				Kick Returns				Punt Returns				tot off
		no.	yds	td	lg	no.	yds	td	lg	cmp-att-int	yds	td	lg	no.	yds	td	lg	no.	yds	td	lg	
Sep 3	CAL POLY	46	137	3	23	7	147	0	52	7-14-0	147	0	52	6	162	0	31	1	5	0	5	284
Sep 10	at Army	77	403	3	31	2	43	0	24	2-7-0	43	0	24	4	96	0	29	2	22	0	12	446
Sep 17	WASHINGTON STATE	28	51	0	11	20	368	3	80	20-42-2	368	3	80	6	159	0	37	0	0	0	0	419
Sep 24	at Michigan	45	320	4	53	8	93	0	32	8-17-2	93	0	32	0	0	0	0	2	21	0	21	413
Oct 08	TCU	52	234	1	24	14	212	2	39	14-22-2	212	2	39	1	19	0	19	2	-25	0	0	446
Oct 13	at Air Force	47	195	1	33	22	224	2	33	22-37-2	224	2	33	0	0	0	0	0	0	0	0	419
Oct 29	WYOMING	44	159	2	32	25	341	2	44	25-36-0	341	2	44	4	83	0	27	1	14	0	14	500
Nov 05	NEW MEXICO	29	74	1	14	10	88	0	23	10-20-2	88	0	23	4	83	0	32	0	0	0	0	162
Nov 12	at Colorado State	30	235	2	67	9	52	0	17	9-22-1	52	0	17	1	33	0	33	1	12	0	12	287
Nov 19	BOISE STATE	43	131	3	22	28	366	4	42	28-40-1	366	4	42	3	67	0	25	1	1	0	1	497
Nov 26	at UNLV	34	141	2	54	15	120	0	20	15-28-1	120	0	20	5	141	0	37	1	-5	0	0	261
Dec 03	FRESNO STATE	28	48	1	17	19	336	2	88	19-35-1	336	2	88	6	175	0	47	2	13	0	10	384
Opponents		503	2128	23	67	179	2390	15	88	179-320-14	2390	15	88	40	1018	0	47	13	58	0	21	4518
		455	2330	27	99	210	2745	20	71	210-400-8	2745	20	71	53	1054	2	98	22	115	0	26	5075

Games played: 12
 Avg per rush: 4.2
 Avg per catch: 13.4
 Pass efficiency: 125.39
 Kick ret avg: 25.5
 Punt ret avg: 4.5
 All purpose avg/game: 473.2
 Total offense avg/gm: 376.5

Date	Opponent	Tackles				Sacks	Fumble		Pass Defense			Blkd	PAT Attempts			pts	
		ua	a	total	tfl-yds	no-yds	ff	fr-yds	int-yds	qbh	brup	kick	kick	rush	rcv		saf
Sep 3	CAL POLY	53	10	63	2.0-4	0.0-0	0	0-0	0-0	0	7	0	3-3	0	0	0	21
Sep 10	at Army	24	8	32	2.0-15	1.0-11	0	0-0	0-0	0	1	0	2-3	0	0	0	20
Sep 17	WASHINGTON STATE	59	14	73	5.0-19	0.0-0	1	1-0	1-0	0	3	0	3-3	0	0	0	24
Sep 24	at Michigan	43	24	67	4.0-22	1.0-14	3	3-0	0-0	0	4	0	4-4	0	0	0	28
Oct 08	TCU	38	16	54	5.0-12	1.0-8	1	1-0	3-67	0	5	0	3-3	0	0	0	27
Oct 13	at Air Force	31	38	69	2.0-5	0.0-0	1	1-0	0-0	0	2	1	3-3	0	0	0	27
Oct 29	WYOMING	46	6	52	5.0-22	3.0-17	2	0-0	1-18	0	6	0	3-4	0	0	0	30
Nov 05	NEW MEXICO	54	14	68	6.0-15	1.0-9	0	0-0	0-0	0	2	0	1-1	0	0	0	7
Nov 12	at Colorado State	38	58	96	4.0-6	0.0-0	0	0-0	1--1	2	8	0	1-1	1	0	0	15
Nov 19	BOISE STATE	46	9	55	7.0-25	1.0-9	2	2-0	1-1	0	4	0	7-7	0	0	0	52
Nov 26	at UNLV	42	30	72	6.0-13	0.0-0	0	0-0	1-0	0	4	0	2-2	0	0	0	14
Dec 03	FRESNO STATE	56	4	60	5.0-19	2.0-15	1	0-0	0-0	0	2	1	4-4	0	0	0	28
Opponents		530	231	761	53.0-177	10.0-83	11	8-0	8-85	2	48	2	36-38	1	0	0	293
		538	256	794	81.0-329	29.0-192	17	13-0	14-98	2	42	1	44-46	0	2	0	357

Date	Opponent	Punting					Field Goals					Kickoffs						
		no.	yds	avg	long	blkd	tb	fc	50+	i20	md-att	long	blkd	no.	yds	avg	tb	ob
Sep 3	CAL POLY	10	387	38.7	53	0	1	4	2	2	0-0	0	0	4	261	65.2	0	0
Sep 10	at Army	1	39	39.0	39	0	0	0	0	0	0-0	0	0	4	249	62.2	2	0
Sep 17	WASHINGTON STATE	6	245	40.8	48	0	0	2	0	1	1-1	48	0	5	310	62.0	0	0
Sep 24	at Michigan	4	196	49.0	51	0	0	1	2	2	0-1	0	0	5	341	68.2	1	0
Oct 08	TCU	4	153	38.2	57	0	2	0	1	0	2-2	47	0	6	376	62.7	0	0
Oct 13	at Air Force	3	125	41.7	49	0	0	1	0	0	2-2	44	0	5	287	57.4	0	0
Oct 29	WYOMING	9	345	38.3	47	0	1	3	0	1	1-1	33	0	5	307	61.4	0	0
Nov 05	NEW MEXICO	9	356	39.6	51	0	0	2	1	3	0-0	0	0	2	107	53.5	0	0
Nov 12	at Colorado State	4	167	41.8	55	0	0	0	1	0	0-0	0	0	3	160	53.3	0	0
Nov 19	BOISE STATE	3	134	44.7	50	0	0	0	1	3	1-1	30	0	9	594	66.0	0	0
Nov 26	at UNLV	6	231	38.5	47	1	0	1	0	2	0-0	0	0	3	162	54.0	0	0
Dec 03	FRESNO STATE	7	268	38.3	54	0	0	2	1	1	0-1	0	0	5	311	62.2	0	0
Opponents		66	2646	40.1	57	1	4	16	9	15	7-9	48	0	56	3465	61.9	3	0
		57	2472	43.4	61	0	10	23	16	17	5-13	42	2	64	4355	68.0	24	0

2011 SAN DIEGO STATE PARTICIPATION

#	PLAYER	GP-GS	CP	ARMY	WSU	MICH	TCU	AFA	WY0	UNM	CSU	BSU	LV	FSU
26	ANDREWS, Marcus	12/8	XXX	XXX	XXX	XXX	START	START	START	START	START	START	START	START
44	ANDREWS, Rob	4/-	XXX	XXX	XXX	XXX
49	AUTELE, J.J.	10/10	START	START	START	START	START	START	START	START	START	START
54	BARKSDALE, Deme	12/4	XXX	XXX	XXX	XXX	XXX	XXX	XXX	XXX	START	START	START	START
90	BEED, Everett	1/-	XXX
6B	BEN-RON, Jesse	1/-	XXX
20	BERHE, Nat	12/12	START	START	START	START	START	START	START	START	START	START	START	START
58	BREWER, Aaron	12/-	XXX	XXX	XXX	XXX	XXX	XXX	XXX	XXX	XXX	XXX	XXX	XXX
9	BURRIS, Miles	12/12	START	START	START	START	START	START	START	START	START	START	START	START
2A	COLQUITT, A.C.	2/-	XXX
67	CORBETT, Garret	7/-	XXX	XXX	XXX	XXX	XXX	XXX	XXX
11	DAVIS, Brandon	8/-	...	XXX	XXX	XXX	XXX	XXX	XXX	XXX	...	XXX
10	DENSO, Dylan	12/11	START	START	START	START	START	START	START	START	START	XXX	START	START
6A	DINGWELL, Adam	3/-	XXX	XXX	...	XXX
60	DRAHEIM, Tommie	12/12	START	START	START	START	START	START	START	START	START	START	START	START
46	DRIVER, Jacob	10/-	XXX	XXX	...	XXX	XXX	XXX	XXX	XXX	XXX	XXX	XXX	...
68	EMBERNATE, Nik	12/11	START	START	START	START	START	START	START	START	XXX	START	START	START
88	ESCOBAR, Gavin	12/5	START	XXX	XXX	START	START	XXX	XXX	XXX	XXX	START	XXX	START
5A	FEASTER, Andrew	3/-	XXX	XXX	XXX
42	FELY, Jake	12/12	START	START	START	START	START	START	START	START	START	START	START	START
19	FORNI, Chris	1/-	XXX
47	GALEA, Cody	8/-	XXX	XXX	XXX	XXX	XXX	XXX	XXX	XXX
5B	GARRETT, Dwayne	1/-	XXX
66	GAULD, Riley	3/1	XXX	XXX	START
48	GAVERT, Josh	12/-	XXX	XXX	XXX	XXX	XXX	XXX	XXX	XXX	XXX	XXX	XXX	XXX
93	GIBBS, Larry	12/5	XXX	XXX	XXX	XXX	XXX	XXX	XXX	START	START	START	START	START
50	GORDERT, Chris	4/-	XXX	XXX	XXX	XXX
65	GORDON, Japheth	1/-	XXX
1A	GREGORIO, Rober	5/-	XXX	XXX	XXX	XXX	XXX
79	GUNTHER, Kurtis	12/12	START	START	START	START	START	START	START	START	START	START	START	START
37	HARRIS, Vaness	12/2	XXX	XXX	XXX	XXX	START	START	XXX	XXX	XXX	XXX	XXX	XXX
3A	HEERS, Brice	1/-	XXX
5	HEMMINGS, Dey J	10/1	XXX	XXX	XXX	XXX	XXX	XXX	START	XXX	XXX	XXX
13	HILLMAN, Ronnie	12/11	START	START	START	START	START	START	START	START	START	XXX	START	START
35	HOLDER, King	12/-	XXX	XXX	XXX	XXX	XXX	XXX	XXX	XXX	XXX	XXX	XXX	XXX
4	HORN, Romeo	7/-	XXX	XXX	XXX	XXX	...	XXX	XXX	XXX
71	JOHNSON, Alec	12/12	START	START	START	START	START	START	START	START	START	START	START	START
34	KAZEE, Walter	9/-	XXX	XXX	XXX	XXX	XXX	XXX	XXX	XXX	XXX
21	KEELS, Mahbu	7/-	XXX	...	XXX	XXX	XXX	XXX	XXX	XXX
31	KETCHUM, Logan	8/8	START	START	START	START	START	START	START	START
6	LEMON, Gabe	12/8	START	START	START	START	START	XXX	XXX	XXX	START	START	XXX	START
14	LINDLEY, Ryan	12/12	START	START	START	START	START	START	START	START	START	START	START	START
24	LOCKETT, Colin	12/10	START	START	START	XXX	XXX	START	START	START	START	START	START	START
94	LONG, Jerome	12/12	START	START	START	START	START	START	START	START	START	START	START	START
74	MATAMUA, Mike	12/-	XXX	XXX	XXX	XXX	XXX	XXX	XXX	XXX	XXX	XXX	XXX	XXX
2	MCFADDEN, Leon	12/12	START	START	START	START	START	START	START	START	START	START	START	START
98	MEREDITH, Sam	11/-	XXX	XXX	XXX	XXX	XXX	XXX	XXX	XXX	...	XXX	XXX	XXX
51	MILLER, Jimmy	1/-	XXX
39	MUEMA, Adam	5/1	XXX	XXX	START	XXX	XXX
83	NICHOLAS, Osmon	10/-	XXX	XXX	XXX	XXX	XXX	XXX	XXX	XXX	XXX	XXX
97	ONUOHA, Dontrel	7/1	XXX	XXX	XXX	XXX	XXX	XXX	START
29	PARKER, Larry	12/12	START	START	START	START	START	START	START	START	START	START	START	START
38	PEREZ, Abelardo	12/-	XXX	XXX	XXX	XXX	XXX	XXX	XXX	XXX	XXX	XXX	XXX	XXX
27	PINKINS, Eric	12/1	XXX	XXX	XXX	XXX	XXX	XXX	XXX	XXX	XXX	XXX	START	XXX
84	PITTS, Paul	1/-	XXX
87	QUIGLEY, Bryce	12/9	START	XXX	XXX	START	START	START	START	START	START	START	START	XXX
53	RIVERA, Emilio	12/12	START	START	START	START	START	START	START	START	START	START	START	START
4B	ROBERTS, Adam	9/-	XXX	XXX	XXX	...	XXX	XXX	...	XXX	XXX	XXX	XXX	...
17	RUSSELL, Marcus	12/1	XXX	XXX	XXX	XXX	XXX	XXX	XXX	XXX	START	XXX	XXX	XXX
85	SHIELDS, D.J.	7/-	XXX	XXX	XXX	XXX	XXX	XXX	XXX
9A	SILUANO, Rene	12/-	XXX	XXX	XXX	XXX	XXX	XXX	XXX	XXX	XXX	XXX	XXX	XXX
4A	STAHOVICH, Bria	12/-	XXX	XXX	XXX	XXX	XXX	XXX	XXX	XXX	XXX	XXX	XXX	XXX
41	STEVENS, Khalid	9/4	START	START	START	START	START	XXX	XXX	XXX	XXX	XXX
36	TENHAEFF, Nick	12/-	XXX	XXX	XXX	XXX	XXX	XXX	XXX	XXX	XXX	XXX	XXX	XXX
59	THOMAS, Jordan	12/8	START	START	START	START	START	START	START	XXX	XXX	XXX	START	XXX
91	TRUJILLO, Frede	3/-	XXX	XXX	XXX
7	UMUOLO, Alston	12/2	XXX	START	START	XXX	XXX	XXX	XXX	XXX	XXX	XXX	XXX	XXX
43	WILLIAMS, Ross	12/-	XXX	XXX	XXX	XXX	XXX	XXX	XXX	XXX	XXX	XXX	XXX	XXX
40	YOUNG, Chad	12/10	XXX	START	START	START	START	START	START	START	XXX	START	START	START

2011 SAN DIEGO STATE SEASON/CAREER STATS

SEASON										CAREER								
Rushing										Rushing								
	gp	att	gain	loss	net	avg	td	lg	avg/g	gp	att	gain	loss	net	avg	td	lg	avg/g
HILLMAN, Ronnie	12	287	1709	53	1656	5.8	19	99	138.0	25	549	3309	121	3188	5.8	36	99	127.5
KAZEE, Walter	9	74	349	10	339	4.6	4	41	37.7	30	227	1056	26	1030	4.5	9	61	34.3
MUEMA, Adam	5	39	255	11	244	6.3	2	81	48.8	5	39	255	11	244	6.3	2	81	48.8
LOCKETT, Colin	12	7	103	7	96	13.7	0	43	8.0	23	7	103	7	96	13.7	0	43	4.2
YOUNG, Chad	12	15	44	1	43	2.9	2	9	3.6	24	17	48	1	47	2.8	2	9	2.0
GARRETT, Dwayne	1	5	17	0	17	3.4	0	7	17.0	1	5	17	0	17	3.4	0	7	17.0
MCFADDEN, Leon	12	2	10	5	5	2.5	0	10	0.4	37	2	10	5	5	2.5	0	10	0.1
ROBERTS, Adam	9	1	3	0	3	3.0	0	3	0.3	9	1	3	0	3	3.0	0	3	0.3
RUSSELL, Marcus	12	1	0	3	-3	-3.0	0	0	-0.2	14	1	0	3	-3	-3.0	0	0	-0.2
TEAM	7	8	0	13	-13	-1.6	0	0	-1.9									
LINDLEY, Ryan	12	16	29	86	-57	-3.6	0	9	-4.8	48	88	131	412	-281	-3.2	2	15	-5.9
Total	12	455	2519	189	2330	5.1	27	99	194.2									
Opponents	12	503	2464	336	2128	4.2	23	67	177.3									
Passing										Passing								
	gp	effic	comp-att-int	pct	yds	td	lg	avg/g		gp	effic	comp-att-int	pct	yds	td	lg	avg/g	
LINDLEY, Ryan	12	122.90	209-398-8	52.5	2740	20	71	228.3		48	128.19	933-1683-47	55.4	12277	87	90	255.8	
STAHOVICH, Bria	12	142.00	1-1-0	100.0	5	0	5	0.4		48	142.00	1-1-0	100.0	5	0	5	0.1	
DINGWELL, Adam	3	0.00	0-1-0	0.0	0	0	0	0.0		3	0.00	0-1-0	0.0	0	0	0	0.0	
Total	12	122.64	210-400-8	52.5	2745	20	71	228.8										
Opponents	12	125.39	179-320-14	55.9	2390	15	88	199.2										
Receiving										Receiving								
	gp	no.	yds	avg	td	lg	avg/g		gp	no.	yds	avg	td	lg	avg/g			
LOCKETT, Colin	12	52	885	17.0	5	68	73.8		23	52	885	17.0	5	68	38.5			
ESCOBAR, Gavin	12	47	710	15.1	7	55	59.2		25	76	1033	13.6	11	55	41.3			
DENSO, Dylan	12	44	525	11.9	3	33	43.8		25	48	564	11.8	3	33	22.6			
HILLMAN, Ronnie	12	20	221	11.1	1	71	18.4		25	29	289	10.0	2	71	11.6			
QUIGLEY, Bryce	12	9	64	7.1	0	12	5.3		23	14	130	9.3	1	28	5.7			
YOUNG, Chad	12	9	42	4.7	1	13	3.5		24	9	42	4.7	1	13	1.8			
KAZEE, Walter	9	8	89	11.1	0	20	9.9		30	19	191	10.1	0	28	6.4			
UMUOLO, Alston	12	8	82	10.2	2	27	6.8		47	53	521	9.8	6	60	11.1			
RUSSELL, Marcus	12	7	73	10.4	0	17	6.1		14	7	73	10.4	0	17	5.2			
NICHOLAS, Osmon	10	3	46	15.3	0	18	4.6		10	3	46	15.3	0	18	4.6			
MUEMA, Adam	5	2	3	1.5	1	2	0.6		5	2	3	1.5	1	2	0.6			
RIVERA, Emilio	12	1	5	5.0	0	5	0.4		35	1	5	5.0	0	5	0.1			
Total	12	210	2745	13.1	20	71	228.8											
Opponents	12	179	2390	13.4	15	88	199.2											
Total Offense										Total Offense								
	g	plays	rush	pass	total	avg/g		g	plays	rush	pass	total	avg/g					
LINDLEY, Ryan	12	414	-57	2740	2683	223.6		48	1771	-281	12277	11996	249.9					
HILLMAN, Ronnie	12	287	1656	0	1656	138.0		25	549	3188	0	3188	127.5					
KAZEE, Walter	9	74	339	0	339	37.7		30	227	1030	0	1030	34.3					
MUEMA, Adam	5	39	244	0	244	48.8		5	39	244	0	244	48.8					
LOCKETT, Colin	12	7	96	0	96	8.0		23	7	96	0	96	4.2					
YOUNG, Chad	12	15	43	0	43	3.6		24	17	47	0	47	2.0					
GARRETT, Dwayne	1	5	17	0	17	17.0		1	5	17	0	17	17.0					
STAHOVICH, Bria	12	1	0	5	5	0.4		48	2	21	5	26	0.5					
MCFADDEN, Leon	12	2	5	0	5	0.4		37	2	5	0	5	0.1					
ROBERTS, Adam	9	1	3	0	3	0.3		9	1	3	0	3	0.3					
RUSSELL, Marcus	12	1	-3	0	-3	-0.2		14	1	-3	0	-3	-0.2					
TEAM	7	8	-13	0	-13	-1.9												
Total	12	855	2330	2745	5075	422.9												
Opponents	12	823	2128	2390	4518	376.5												

2011 SAN DIEGO STATE SEASON/CAREER STATS

Scoring	SEASON						CAREER									
	td	fg	PAT			dxp	saf	pts	td	fg	PAT			dxp	saf	pts
kick	rush	rcv	pass	td	rush				rcv	pass						
HILLMAN, Ronnie	20	-	-	-	-	-	-	120	38	-	-	-	-	-	-	228
PEREZ, Abelardo	-	5-13	44-46	-	-	-	-	59	-	22-35	98-102	-	-	-	-	164
ESCOBAR, Gavin	7	-	-	-	1	-	-	44	11	-	-	-	1	-	-	68
LOCKETT, Colin	6	-	-	-	-	-	-	36	6	-	-	-	-	-	-	36
KAZEE, Walter	4	-	-	-	-	-	-	24	9	-	-	-	-	-	-	54
YOUNG, Chad	3	-	-	-	1	-	-	20	3	-	-	-	1	-	-	20
MUEMA, Adam	3	-	-	-	-	-	-	18	3	-	-	-	-	-	-	18
DENSO, Dylan	3	-	-	-	-	-	-	18	3	-	-	-	-	-	-	18
UMUOLO, Alston	2	-	-	-	-	-	-	12	7	-	-	-	-	-	-	42
DAVIS, Brandon	1	-	-	-	-	-	-	6	1	-	-	-	-	-	-	6
STAHOVICH, Bria	-	-	-	-	-	1-1	-	0	-	-	-	-	-	1-1	-	0
LINDLEY, Ryan	-	-	-	-	-	1-2	-	0	2	-	-	-	-	2-4	-	12
Total	49	5-13	44-46	-	2	2-3	-	357								
Opponents	39	7-9	36-38	1-1	-	-	-	293								

Punt Returns	no.	yds	avg	td	lg	no.	yds	avg	td	lg
MCFADDEN, Leon	12	70	5.8	0	26	17	116	6.8	0	26
PARKER, Larry	10	45	4.5	0	22	29	162	5.6	0	29
Total	22	115	5.2	0	26					
Opponents	13	58	4.5	0	21					

Kick Returns	no.	yds	avg	td	lg	no.	yds	avg	td	lg
LOCKETT, Colin	29	613	21.1	1	94	29	613	21.1	1	94
DAVIS, Brandon	15	353	23.5	1	98	40	896	22.4	1	98
KAZEE, Walter	4	51	12.8	0	15	13	201	15.5	0	25
QUIGLEY, Bryce	1	3	3.0	0	3	1	3	3.0	0	3
COLQUITT, A.C.	1	18	18.0	0	18	1	18	18.0	0	18
YOUNG, Chad	1	4	4.0	0	4	1	4	4.0	0	4
SILUANO, Rene	1	12	12.0	0	12	1	12	12.0	0	12
SHIELDS, D.J.	1	0	0.0	0	0	1	0	0.0	0	0
Total	53	1054	19.9	2	98					
Opponents	40	1018	25.5	0	47					

Interceptions	no.	yds	avg	td	lg	no.	yds	avg	td	lg
PARKER, Larry	7	57	8.1	0	32	7	57	8.1	0	32
MCFADDEN, Leon	2	23	11.5	0	23	5	62	12.4	0	39
BERHE, Nat	2	1	0.5	0	1	3	11	3.7	0	10
SILUANO, Rene	1	17	17.0	0	17	1	17	17.0	0	17
ANDREWS, Marcus	1	0	0.0	0	0	1	0	0.0	0	0
LEMON, Gabe	1	0	0.0	0	0	2	0	0.0	0	0
Total	14	98	7.0	0	32					
Opponents	8	85	10.6	0	26					

Fumble Returns	no.	yds	avg	td	lg	no.	yds	avg	td	lg
Total	0	0	0.0	0	0					
Opponents	0	0	0.0	1	0					

2011 SAN DIEGO STATE SEASON/CAREER STATS

All Purpose	SEASON								CAREER							
	g	rush	rcv	pr	kr	ir	total	avg/g	g	rush	rcv	pr	kr	ir	total	avg/g
HILLMAN, Ronni	12	1656	221	0	0	0	1877	156.4	25	3188	289	0	0	0	3477	139.1
LOCKETT, Colin	12	96	885	0	613	0	1594	132.8	23	96	885	0	613	0	1594	69.3
ESCOBAR, Gavi	12	0	710	0	0	0	710	59.2	25	0	1033	0	0	0	1033	41.3
DENSO, Dylan	12	0	525	0	0	0	525	43.8	25	0	564	0	0	0	564	22.6
KAZEE, Walter	9	339	89	0	51	0	479	53.2	30	1030	191	0	201	0	1422	47.4
DAVIS, Brandon	8	0	0	0	353	0	353	44.1	42	5	0	0	896	0	901	21.5
MUEMA, Adam	5	244	3	0	0	0	247	49.4	5	244	3	0	0	0	247	49.4
PARKER, Larry	12	0	0	45	0	57	102	8.5	36	0	0	162	0	57	219	6.1
MCFADDEN, Le	12	5	0	70	0	23	98	8.2	37	5	0	116	0	62	183	4.9
YOUNG, Chad	12	43	42	0	4	0	89	7.4	24	47	42	0	4	0	93	3.9
UMUOLO, Alston	12	0	82	0	0	0	82	6.8	47	10	521	0	0	0	531	11.3
RUSSELL, Marc	12	-3	73	0	0	0	70	5.8	14	-3	73	0	0	0	70	5.0
QUIGLEY, Bryce	12	0	64	0	3	0	67	5.6	23	0	130	0	3	0	133	5.8
NICHOLAS, Osm	10	0	46	0	0	0	46	4.6	10	0	46	0	0	0	46	4.6
SILUANO, Rene	12	0	0	0	12	17	29	2.4	24	0	0	0	12	17	29	1.2
COLQUITT, A.C.	2	0	0	0	18	0	18	9.0	2	0	0	0	18	0	18	9.0
GARRETT, Dwa	1	17	0	0	0	0	17	17.0	1	17	0	0	0	0	17	17.0
RIVERA, Emilio	12	0	5	0	0	0	5	0.4	35	0	5	0	0	0	5	0.1
ROBERTS, Ada	9	3	0	0	0	0	3	0.3	9	3	0	0	0	0	3	0.3
BERHE, Nat	12	0	0	0	0	1	1	0.1	24	0	0	0	0	11	11	0.5
TEAM	7	-13	0	0	0	0	-13	-1.9								
LINDLEY, Ryan	12	-57	0	0	0	0	-57	-4.8	48	-281	0	0	0	0	-281	-5.9
Total	12	2330	2745	115	1054	98	6342	528.5								
Opponents	12	2128	2390	58	1018	85	5679	473.2								

Field Goals	att	good	long	blkd	att	good	long	blkd
PEREZ, Abelardo	13	5	42	2	35	22	53	2
Total	13	5	42	2				
Opponents	9	7	48	0				

Punting	no.	yds	avg	lg	blk	no.	yds	avg	lg	blk
STAHOVICH, Bria	57	2472	43.4	61	0	242	10359	42.8	89	2
Total	57	2472	43.4	61	0					
Opponents	66	2646	40.1	57	1					

Kickoffs	no.	yds	avg	tb	ob	no.	yds	avg	tb	ob
PEREZ, Abelardo	64	4355	68.0	24	0	150	10152	67.7	52	1
Total	64	4355	68.0	24	0					
Opponents	56	3465	61.9	3	0					

2011 GAME-BY-GAME STARTERS

OFFENSIVE STARTERS - 11 PLAYERS

Position	Cal Poly	Amy	Wash. St.	Michigan	TCU	Air Force	Wyoming	New Mexico	Colorado St.	Boise St.	UNLV	Fresno St.
LT	Draheim	Draheim	Draheim	Draheim	Draheim	Draheim	Draheim	Draheim	Draheim	Draheim	Draheim	Draheim
LG	Rivera	Rivera	Rivera	Rivera	Rivera	Rivera	Rivera	Rivera	Rivera	Rivera	Rivera	Rivera
C	Johnson	Johnson	Johnson	Johnson	Johnson	Johnson	Johnson	Johnson	Johnson	Johnson	Johnson	Johnson
RG	Embernate	Embernate	Embernate	Embernate	Embernate	Embernate	Embernate	Embernate	Gauld	Embernate	Embernate	Embernate
RT	Gunther	Gunther	Gunther	Gunther	Gunther	Gunther	Gunther	Gunther	Gunther	Gunther	Gunther	Gunther
TE	Quigley	Umuolo	Umuolo	Quigley	Quigley	Quigley	Quigley	Quigley	Quigley	Quigley	Quigley	Escobar
TE	Escobar			Escobar	Escobar					Escobar		
WR	Denso	Denso	Denso	Denso	Denso	Denso	Denso	Denso	Denso		Denso	Denso
WR	Lockett	Lockett	Lockett			Lockett	Lockett	Lockett	Lockett	Lockett	Lockett	Lockett
WR									Russell			
RB	Hillman	Hillman	Hillman	Hillman	Hillman	Hillman	Hillman	Hillman	Hillman	Hillman	Muema	Hillman
FB		Young	Young	Young	Young	Young	Young	Young		Young	Young	Young
QB	Lindley	Lindley	Lindley	Lindley	Lindley	Lindley	Lindley	Lindley	Lindley	Lindley	Lindley	Lindley

DEFENSIVE STARTERS - 11 PLAYERS

Position	Cal Poly	Amy	Wash. St.	Michigan	TCU	Air Force	Wyoming	New Mexico	Colorado St.	Boise St.	UNLV	Fresno St.
DE	Autele	Autele	Autele	Autele	Autele	Autele	Autele	Autele	Autele	Onuoha	Thomas	Autele
DT	Long	Long	Long	Long	Long	Long	Long	Long	Long	Long	Long	Long
DE	Thomas	Thomas	Thomas	Thomas	Thomas	Thomas	Thomas	Gibbs	Gibbs	Gibbs	Gibbs	Gibbs
LB	Ketchum	Ketchum	Ketchum	Ketchum	Harris	Harris	Ketchum	Ketchum	Barksdale	Barksdale	Barksdale	Barksdale
MLB	Fely	Fely	Fely	Fely	Fely	Fely	Fely	Fely	Fely	Fely	Fely	Fely
LB	Burris	Burris	Burris	Burris	Burris	Burris	Burris	Burris	Burris	Burris	Burris	Burris
CB	McFadden	McFadden	McFadden	McFadden	McFadden	McFadden	McFadden	McFadden	McFadden	McFadden	McFadden	McFadden
WAR	Berhe	Berhe	Berhe	Berhe	Berhe	Berhe	Hemmings	Andrews, M.	Andrews, M.	Andrews, M.	Andrews, M.	Andrews, M.
AZTEC	Stevens	Stevens	Stevens	Stevens	Ketchum	Ketchum	Berhe	Berhe	Berhe	Berhe	Berhe	Berhe
WAR	Lemon	Lemon	Lemon	Lemon	Andrews, M.	Andrews, M.	Andrews, M.	Lemon	Lemon	Lemon	Pinkins	Lemon
CB	Parker	Parker	Parker	Parker	Parker	Parker	Parker	Parker	Parker	Parker	Parker	Parker

SPECIALISTS STARTERS

Position	Cal Poly	Amy	Wash. St.	Michigan	TCU	Air Force	Wyoming	New Mexico	Colorado St.	Boise St.	UNLV	Fresno St.
KO	Perez	Perez	Perez	Perez	Perez	Perez	Perez	Perez	Perez	Perez	Perez	Perez
PK	Perez	Perez	Perez	Perez	Perez	Perez	Perez	Perez	Perez	Perez	Perez	Perez
Holder	Stahovich	Stahovich	Stahovich	Stahovich	Stahovich	Stahovich	Stahovich	Stahovich	Stahovich	Stahovich	Stahovich	Stahovich
Punter	Stahovich	Stahovich	Stahovich	Stahovich	Stahovich	Stahovich	Stahovich	Stahovich	Stahovich	Stahovich	Stahovich	Stahovich
LS	Brewer	Brewer	Brewer	Brewer	Brewer	Brewer	Brewer	Brewer	Brewer	Brewer	Brewer	Brewer
KO Return	Lockett	Lockett	Lockett	Lockett	Lockett	Lockett	Lockett	Lockett	Davis	Lockett	Lockett	Lockett
	Berhe	Davis	Russell	Russell	Russell	Davis	Davis	Kazee	Kazee	Davis	Silvano	Davis
PR	Parker	Parker	McFadden	Parker	Parker	McFadden	McFadden	McFadden	Parker	McFadden	McFadden	McFadden

MISCELLANEOUS

Game	Coin Toss	KO/Receive	1st Off. Play	1st Off. Poss.	1st Def. Poss.	Game Time	Game Length	Jersey	Pants	Result
Cal Poly	CP won, def.	Receive	Hillman rush	Touchdown	Punt	7:02 p.m. PT	2:57	Black	Black	W, 49-21
at Army	SDSU won, rec.	Receive	Hillman rush	Touchdown	Punt	3:02 p.m. ET	3:00	White	Black	W, 23-20
Washington State	SDSU won, rec.	Receive	Hillman rush	Punt	Touchdown	3:36 p.m. PT	3:16	Black	Black	W, 42-24
at Michigan	SDSU won, rec.	Receive	Hillman rush	Punt	Touchdown	12:02 p.m. ET	3:08	White	Black	L, 7-28
TCU	SDSU won, rec.	Receive	Hillman rush	Punt	Field Goal	7:32 p.m. PT	3:15	Black	Black	L, 14-27
at Air Force	AFA won, def.	Receive	Lindley inc. pass	Field Goal	Field Goal	6:02 p.m. MT	3:11	White	Black	W, 41-27
Wyoming	SDSU won, rec.	Receive	Lindley pass	Touchdown	Touchdown	7:06 p.m. PT	2:59	Black	Black	L, 27-30
New Mexico	SDSU won, rec.	Receive	Hillman rush	Punt	Punt	5:06 p.m. PT	2:44	Black	Black	W, 35-7
at Colorado State	SDSU won, def.	Kickoff	Lindley inc. pass	Interception	Punt	4:06 p.m. MT	2:54	White	Black	W, 18-15
Boise State	BSU won, def.	Receive	Muema rush	Interception	Touchdown	5:06 p.m. PT	3:28	Black	Black	L, 35-52
at UNLV	UNLV won, def.	Kickoff	Hillman rush	Downs	Punt	7:06 p.m. PT	2:48	White	Black	W, 31-14
Fresno State	SDSU won, rec.	Receive	Hillman rush	Punt	Punt	5:06 p.m. PT	3:25	Black	Black	W, 35-28

AVERAGE STARTING FIELD POSITION

Category	San Diego State	Opponents
Drives Started	157	157
Cumulative Starting Yardline	5,032	4,369
Average Field Position	32.05	27.83
Drives Started in Opponent Territory	22	12
Scores/Touchdowns, Field Goals	11/11,0	6/5,1
Points	78	38
Drives Started Inside/At Own 20	42 (27/15)	71 (31/40)
Points Scored (TD/FGs)	90 (12/2)	117 (15/4)

* Kickoff returns for a touchdown not included

2011 MISCELLANEOUS STATISTICS

SAN DIEGO STATE SCORING DRIVES

Opponent	Qtr.	Score	Player	Play	Pl.	Yds.	TOP
Cal Poly	*1	TD	Ronnie Hillman	2-yard run	6	81	2:59
	1	TD	Gavin Escobar	4-yard pass f/Lindley	9	80	4:09
	2	TD	Dylan Denso	3-yard pass f/Lindley	14	73	6:26
	2	TD	Dylan Denso	33-yard pass f/Lindley	7	79	2:51
	3	TD	Collin Lockett	18-yard pass f/Lindley	9	88	4:47
Army	4	TD	Ronnie Hillman	27-yard run	4	36	2:13
	4	TD	Collin Lockett	94-yard kickoff return			no drive
	*1	TD	Collin Lockett	68-yard pass f/Lindley	2	68	0:33
	1	TD	Ronnie Hillman	16-yard run	3	27	1:14
Washington State	3	TD	Ronnie Hillman	20-yard run	8	80	3:18
	4	FG	Alberado Perez	42-yard field goal	8	55	3:08
	1	TD	Ronnie Hillman	13-yard run	6	53	2:33
	1	TD	Ronnie Hillman	0-yard run	13	76	5:18
Michigan	3	TD	Gavin Escobar	25-yard pass f/Lindley	6	69	2:31
	4	TD	Ronnie Hillman	1-yard run	8	63	4:21
	4	TD	Ronnie Hillman	59-yard run	1	64	0:11
	4	TD	Gavin Escobar	21-yard pass f/Lindley	3	20	0:40
TCU	3	TD	Collin Lockett	16-yard pass f/Lindley	6	38	2:28
	3	TD	Gavin Escobar	16-yard pass f/Lindley	3	15	0:43
Air Force	4	TD	Chad Young	4-yard pass f/Lindley	10	77	4:07
	1	FG	Alberado Perez	27-yard field goal	12	72	5:24
	2	TD	Alston Umuolo	27-yard pass f/Lindley	11	79	4:48
	2	TD	Brandon Davis	98-yard kickoff return			no drive
Wyoming	3	FG	Alberado Perez	25-yard field goal	8	53	3:41
	3	TD	Collin Lockett	28-yard pass f/Lindley	1	28	0:06
	4	TD	Ronnie Hillman	22-yard run	11	77	4:27
	4	TD	Ronnie Hillman	57-yard run	1	57	0:10
New Mexico	1	TD	Gavin Escobar	44-yard pass f/Lindley	8	80	4:36
	1	TD	Ronnie Hillman	71-yard pass f/Lindley	2	73	0:49
	3	TD	Ronnie Hillman	99-yard run	1	99	0:17
Colorado State	3	TD	Ronnie Hillman	3-yard run	5	63	2:07
	1	TD	Walter Kazee	1-yard run	10	66	4:44
	2	TD	Walter Kazee	3-yard run	11	89	5:52
	3	TD	Walter Kazee	1-yard run	6	32	2:47
Boise State	3	TD	Ronnie Hillman	1-yard run	3	41	1:07
	4	TD	Chad Young	3-yard run	7	48	3:30
	1	TD	Alston Umuolo	4-yard pass f/Lindley	13	52	5:50
	2	TD	Walter Kazee	1-yard run	11	56	6:05
UNLV	4	FG	Alberado Perez	37-yard field goal	8	43	3:52
	1	TD	Adam Muema	81-yard run	3	90	1:38
	2	TD	Gavin Escobar	30-yard pass f/Lindley	2	83	0:42
	4	TD	Gavin Escobar	30-yard pass f/Lindley	13	97	5:17
Fresno State	4	TD	Adam Muema	5-yard run	8	37	2:23
	4	TD	Adam Muema	1-yard pass f/Lindley	15	76	4:06
	2	TD	Ronnie Hillman	44-yard run	3	53	1:19
	3	TD	Collin Lockett	15-yard pass f/Lindley	7	53	3:37
at Army	3	FG	Abelardo Perez	27-yard field goal	11	52	5:29
	4	TD	Dylan Denso	6-yard pass f/Lindley	12	64	6:13
	4	TD	Ronnie Hillman	1-yard run	8	31	3:18
	2	TD	Ronnie Hillman	20-yard run	11	81	3:26
at Washington State	2	TD	Chad Young	1-yard run	10	78	1:16
	3	TD	Ronnie Hillman	2-yard run	3	74	1:12
	3	TD	Ronnie Hillman	2-yard run	3	69	1:04
	4	TD	Ronnie Hillman	2-yard run	9	66	1:04

SAN DIEGO STATE POSSESSIONS

Game	Poss.	TD	FG	MFG	Punt	TO	Clock	Downs	3&Out*	PPP
Cal Poly	14	+6	0	1	6	0	1	0	4	3.00
at Army	10	3	1	0	5	0	1	0	3	2.30
Washington State	15	6	0	1	5	2	1	0	2	2.80
at Michigan	14	1	0	0	6	3	1	3	6	0.50
TCU	14	2	0	0	4	4	0	4	6	1.00
at Air Force	11	+4	2	1	2	1	1	0	4	3.09
Wyoming	14	4	0	2	6	1	0	1	2	1.93
New Mexico	13	5	0	0	5	0	2	1	3	2.69
at Colorado State	11	2	1	2	3	1	1	1	2	1.64
Boise State	14	5	0	0	5	3	1	0	6	2.50
at UNLV	13	4	1	0	4	1	2	1	4	2.38
Fresno State	14	5	0	1	6	0	1	1	5	2.50
TOTALS	157	47	8	57	16	12	12	47	2.18	

* - less if there is a turnover or end of half; must not have earned a first down or scored points. + - indicates team scored a non-offensive touchdown.

OPPONENT SCORING DRIVES

Game	Qtr.	Score	Player	Play	Pl.	Yds.	TOP
Cal Poly	2	TD	Mark Rogers	3-yard run	9	80	2:35
	2	TD	Jake Romanelli	17-yard run	5	74	2:10
	4	TD	Andre Broadous	2-yard run	6	70	2:02
Army	1	TD	Trent Steelman	1-yard run	11	71	4:41
	2	TD	Trent Steelman	11-yard run	15	82	7:23
	4	TD	Trent Steelman	17-yard run	7	70	4:09
Washington State	1	TD	Marquees Wilson	80-yard pass f/Lobbestael	1	80	0:09
	1	FG	Andrew Furney	48-yard field goal	9	29	3:43
	2	TD	Isiah Barton	23-yard pass f/Lobbestael	10	88	3*34
Michigan	3	TD	Marquees Wilson	78-yard pass f/Lobbestael	2	79	0:49
	1	TD	Denard Robinson	5-yard run	6	61	2:43
	1	TD	Denard Robinson	53-yard run	3	61	0:50
TCU	2	TD	Denard Robinson	1-yard run	12	81	5:57
	4	TD	Vincent Smith	7-yard run	4	57	1:44
	1	FG	Ross Evans	47-yard field goal	7	36	2:44
	1	TD	Antoine Hicks	39-yard pass f/Pachall	9	91	3:56
Air Force	2	TD	Josh Boyce	31-yard pass f/Pachall	5	50	2:19
	3	FG	Ross Evans	21-yard field goal	4	7	2:12
	4	TD	Matthew Tucker	4-yard run	9	49	4:45
	1	TD	Jonathan Warzeka	26-yard pass f/Jefferson	12	80	5:29
Wyoming	2	TD	David Baska	4-yard run	8	62	3:47
	2	FG	Parker Herrington	44-yard field goal	14	53	5:50
	3	FG	Parker Herrington	31-yard field goal	13	66	5:34
	4	TD	Jonathan Warzeka	18-yard pass f/Jefferson	14	80	3:01
New Mexico	1	TD	Brett Smith	2-yard run	13	91	5:14
	1	TD	Chris McNeill	28-yard pass f/Smith	8	80	3:32
	2	TD	Brett Smith	20-yard run	8	79	3:20
Colorado State	2	TD	Chris McNeill	11-yard pass f/Smith	8	60	2:50
	2	FG	Daniel Sullivan	33-yard field goal	7	64	1:16
	2	TD	Crusoe Gongbay	6-yard run	9	80	3:54
Boise State	1	TD	Chris Nwoke	63-yard run	2	80	0:37
	4	TD	Garret Grayson	1-yard run	14	71	5:39
	1	TD	Tyler Shoemaker	5-yard pass f/Moore	4	24	1:39
	1	TD	Mitch Burroughs	11-yard pass f/Moore	2	10	0:38
UNLV	1	TD	Tyler Shoemaker	14-yard pass f/Moore	5	23	2:02
	2	TD	Kyle Efaw	9-yard pass f/Moore	5	51	2:17
	2	TD	Doug Martin	10-yard run	13	75	5:36
	2	TD	Tyler Shoemaker	24-yard pass f/Moore	5	69	0:34
Fresno State	3	FG	Michael Frisina	30-yard field goal	11	73	5:40
	4	TD	Doug Martin	22-yard run	4	36	2:14
	1	TD	Tim Cornett	54-yard run	7	75	2:59
at Army	2	TD	Tim Cornett	25-yard run	8	67	3:17
	1	TD	Isaiah Green	59-yard blocked FG			no drive
	2	TD	Jalen Saunders	88-yard pass f/Carr	4	99	1:02
at Washington State	2	TD	Josh Harper	23-yard pass f/Carr	4	80	1:21
	4	TD	Robbie Rouse	2-yard run	11	68	5:32

OPPONENT POSSESSIONS

Game	Poss.	TD	FG	MFG	Punt	TO	Clock	Downs	3&Out*	PPP
Cal Poly	15	3	0	0	10	1	1	0	9	1.40
at Army	10	3	0	0	1	3	1	2	1	2.00
Washington State	15	3	1	0	6	4	1	0	4	1.60
at Michigan	14	4	0	1	4	4	1	0	5	2.00
TCU	15	3	2	0	4	4	2	0	6	1.80
at Air Force	12	3	2	0	3	3	0	1	3	2.25
Wyoming	15	4	1	0	9	0	1	0	7	2.00
New Mexico	12	1	0	0	9	2	0	0	7	1.00
at Colorado State	11	2	0	0	4	2	1	2	4	1.36
Boise State	14	7	1	0	3	2	1	0	2	3.71
at UNLV	12	2	0	0	7	1	0	2	6	1.17
Fresno State	12	+3	0	1	7	1	0	0	4	1.75
TOTALS	157	38	7	2	67	27	9	7	58	1.82

2011 MISCELLANEOUS STATISTICS

DRIVE ANALYSIS

Game	SDSU		Opponent	
	TD	FG	TD	FG
Cal Poly	*6	0	3	0
at Army	3	1	3	0
Washington State	6	0	3	1
at Michigan	1	0	4	0
TCU	2	0	3	2
at Air Force	*4	2	3	2
Wyoming	4	0	4	1
New Mexico	5	0	1	0
at Colorado State	2	1	2	0
Boise State	5	0	7	1
at UNLV	4	1	2	0
Fresno State	5	0	*3	0
TOTALS	47	5	38	7

* - indicates team scored a non-offensive touchdown.

GAME-OPENING DRIVE

Game	SDSU			Opponent		
	Pts.	FD	Yds.	Pts.	FD	Yds.
Cal Poly	7	2	81	0	0	*5
at Army	7	2	80	0	2	29
Washington State	0	1	13	7	1	80
at Michigan	0	0	*8	7	2	61
TCU	0	0	*0	3	2	36
at Air Force	3	5	72	7	5	80
Wyoming	7	4	80	7	5	91
New Mexico	0	0	*7	0	0	*3
at Colorado State	0	1	10	0	1	33
Boise State	0	0	*3	7	1	24
at UNLV	0	4	71	0	2	32
Fresno State	0	2	23	0	1	11
AVERAGES	2.00	1.75	37.33	3.17	1.83	40.42

^ - indicates possession ended in a 3-and-out.

OPENING SECOND-HALF DRIVE

Game	SDSU			Opponent		
	Pts.	FD	Yds.	Pts.	FD	Yds.
Cal Poly	0	0	*6	0	0	*6
at Army	0	0	*8	0	3	52
Washington State	0	0	*2	0	0	*4
at Michigan	0	0	*(-7)	0	1	12
TCU	0	0	*2	0	2	41
at Air Force	0	0	*(-3)	3	4	66
Wyoming	7	1	99	0	2	28
New Mexico	7	3	32	0	0	*(-7)
at Colorado State	0	4	53	0	0	*8
Boise State	0	2	38	3	4	73
at UNLV	0	2	23	0	0	*3
Fresno State	7	1	74	0	0	*2
AVERAGES	1.75	1.08	27.25	0.50	1.33	24.00

^ - indicates possession ended in a 3-and-out.

RESULT OF SAN DIEGO STATE TURNOVERS

Opponent	Qtr.	Turnover (Player)	Defender	Led To	Pts.
Washington State	2	Interception (Lindley)	Bucannon (Int.)	Touchdown	7
	2	Fumble (Lindley)	Robinson (FR)	Punt	0
Michigan	1	Fumble (Hillman)	Demens (FF), Gordon (FR)	Touchdown	7
	3	Fumble (Hillman)	Van Bergen (FF), Ryan (FR)	Missed Field Goal	0
	4	Fumble (Lindley)	Roh (FF), Ryan (FR)	Punt	0
TCU	2	Fumble (Hillman)	Cuba (FF), Olabode (FR)	Interception	0
	2	Interception (Lindley)	Fobbs (Int.)	Touchdown	7
	3	Interception (Lindley)	Gardner (Int.)	Field Goal	3
	4	Interception (Lindley)	Verrett (Int.)	Touchdown	7
Air Force	4	Fumble (Kazee)	Niklas (FF), Means (FR)	Downs	0
Wyoming	3	Interception (Lindley)	Gipson (Int.)	Punt	0
Colorado State	1	Interception (Lindley)	Orakpo (Int.)	Downs	0
Boise State	1	Interception (Lindley)	McClellin (Int.)	Touchdown	7
	1	Fumble (McFadden)	Borgman (FR)	Touchdown	7
	1	Fumble (Davis)	Renaud (FF), Bell (FR)	Touchdown	7
UNLV	2	Interception (Lindley)	Pointer (INT)	Punt	0

TURNOVER ANALYSIS

	TO	Opp. Pts.	TD/FG	Pts./TO
San Diego State	16	52	7/1	3.25
Opponents	27	74	10/1	2.74

TURNOVERS LOST

Name	TO's Lost	Fum.	Int.	Points	PPT
Ryan Lindley	10	2	8	31	3.10
Ronnie Hillman	3	3	0	7	2.33
Brandon Davis	1	1	0	7	7.00
Larry McFadden	1	1	0	7	7.00
Walter Kazee	1	1	0	0	0.00
TOTALS	16	8	8	52	3.25

TO's Lost - turnovers lost, Fum. - fumbles lost, Int. - interceptions thrown, Points - points scored by the opponent after a turnover, PPT - points per turnover scored by the opponent

RESULT OF OPPONENT TURNOVERS

Opponent	Qtr.	Turnover (Player)	Defender	Led To	Pts.
Cal Poly	4	Fumble (Taylor)	Barksdale (FR)	Touchdown	7
Army	1	Fumble (Dixon)	Trujillo (FF), M. Andrews (FR)	Punt	0
	1	Fumble (Steelman)	R. Andrews (FF), Harris (FR)	Touchdown	7
	2	Fumble (Steelman)	Tenhaeff (FF), McFadden (FR)	Punt	0
Washington	2	Fumble (Lobbestael)	Parker (FF), Siluano (FR)	Interception	0
	4	Fumble (Lobbestael)	R. Andrews (FR)	Touchdown	7
	4	Interception (Lobbestael)	Parker (Int.)	Punt	0
	4	Interception (Lobbestael)	Parker (Int.)	Touchdown	7
Michigan	1	Fumble (Smith)	Parker (FF), Tenhaeff (FR)	Punt	0
	3	Interception (Robinson)	Parker (Int.)	Punt	0
	3	Interception (Robinson)	Berhe (Int.)	Fumble	0
	3	Fumble (Hopkins)	Fely (FF), Parker (FR)	Touchdown	7
TCU	2	Interception (Pachall)	McFadden (Int.)	Interception	0
	2	Interception (Pachall)	Parker (Int.)	Punt	0
	3	Fumble (Dawson)	Young (FF), Harris (FR)	Touchdown	7
	4	Fumble (Wesley)	Parker (FF), Burris (FR)	Downs	0
Air Force	3	Interception (Jefferson)	Siluano (Int.)	Field Goal	3
	3	Fumble (Dewitt)	Long (FF), Ketchum (FR)	Touchdown	7
	4	Interception (Jefferson)	Parker (Int.)	End of Game	0
	4	Interception (Jefferson)	Parker (Int.)	End of Game	0
New Mexico	3	Interception (Holbrook)	McFadden (Int.)	Touchdown	7
	4	Interception (Holbrook)	Lemon (Int.)	Punt	0
Colorado State	2	Fumble (Grayson)	Berhe (FF), Burris (FR)	Punt	0
	2	Interception (Grayson)	Berhe (Int.)	Missed Field Goal	0
Boise State	3	Fumble (Martin)	Siluano (FF), Barksdale (FR)	Touchdown	7
	4	Interception (Moore)	Parker (Int.)	Touchdown	7
UNLV	4	Interception (Reilly)	M. Andrews (Int.)	End of Game	0
Fresno State	4	Interception (Carr)	Parker (Int.)	End of Game	0

TURNOVERS GAINED

Name	#TAPO	FF	FR	Int.	Points	^PPT
Larry Parker	11	3	1	7	18.50	1.68
Larry McFadden	3	0	1	2	7.00	2.33
Rene Siluano	3	1	1	1	6.50	2.17
Nat Berhe	3	1	0	2	0.00	0.00
Demetrius Barksdale	2	0	2	0	10.50	5.25
Rob Andrews	2	1	1	0	10.50	5.25
Vaness Harris	2	0	2	0	7.00	3.50
Marcus Andrews	2	0	1	1	0.00	0.00
Miles Burris	2	0	2	0	0.00	0.00
Nick Tenhaeff	2	1	1	0	0.00	0.00
Jake Fely	1	1	0	0	3.50	3.50
Logan Ketchum	1	0	1	0	3.50	3.50
Jerome Long	1	1	0	0	3.50	3.50
Chad Young	1	1	0	0	3.50	3.50
Gabe Lemon	1	0	0	1	0.00	0.00
Frederick Trujillo	1	1	0	0	0.00	0.00
TOTALS	*27	11	13	13	74	2.74

#TAPO- turnovers a part of (FF, FR or INT), FF - forced fumbles, FR - fumbles recovered, Int. - interceptions, Points - points scored off an opponent's turnover (note that fumbles forced and fumbles recovered are each awarded half the points for SDSU's score; ex. a touchdown and PAT after a fumble gives each player 3.50 points), ^PPT - points per turnover scored by SDSU, * - Total turnovers equals FR and INT's.

San Diego State's 16 turnovers resulted in 52 opponent points
Opponent's 27 turnovers resulted in 74 San Diego State points

2011 MISCELLANEOUS STATISTICS

FIRST DOWNS EARNED

Name	Pass	Receive	Rush	Total
Ryan Lindley	127	0	2	129
Ronnie Hillman	0	7	73	80
Colin Lockett	0	37	3	40
Gavin Escobar	0	34	0	34
Dylan Denso	0	29	0	29
Walter Kazee	0	5	18	23
Adam Muema	0	0	8	8
Bryce Quigley	0	6	0	6
Chad Young	0	1	4	5
Alston Umuolo	0	4	0	4
Osmon Nicholas	0	2	0	2
Marcus Russell	0	2	0	2
Dwayne Garrett	0	0	1	1
Larry McFadden	0	0	1	1
TOTALS	127	127	110	237

THIRD DOWN EFFICIENCY ANALYSIS

Name	Total	Pct.	1	2	3	4	5	6-10	11+	Longest Converted
SAN DIEGO STATE	81-183	44.26	23-28	7-13	9-15	12-17	5-12	19-77	6-21	3rd & 19 vs. Fresno State
OPPONENTS	80-181	44.20	19-24	7-12	3-12	13-25	7-15	24-56	7-37	3rd & 26 vs. Wyoming

GOAL TO GO

Name	No.	Score	TD	FG	MFG	Downs	TOs	Game	Points^
SAN DIEGO STATE	28	24	21	3	2	1	1	0	135
OPPONENTS	19	19	17	2	0	0	0	0	108

^ - Does not include PAT.

KICKOFF ANALYSIS

Name	Total	NR	FC	Muf	NA	TB	In 20	In 25	OB	OnS	Squib	Total YL	Return YL	AFP	AFP w/R
Abel Perez	64	24	0	0	0	24	9	39	0	2	0	1,565	1,085	24.45	27.13
OPPONENTS	56	5	0	0	1	3	12	32	0	1	0	1,578	1,468	28.18	28.78

NR - no return, FC - fair catch, MUF - muffed, NA - no attempt of a return, TB - touchback, In 20 - inside 20, In 25 - inside 25, OB - out of bounds, Squib - squibs, Total YL - opponent total yardline, Return YL - opponent total yardline on returns, AFP - average field position on kickoffs, AFP/R - average field position on returned kickoffs.

PUNT ANALYSIS

Name	Punts	Yards	Avg.	Returns	Yards	Avg.	Net	Pct. Not	In 20	In 10	In 5	Opp. Territory		Adj. 50 & Out	
							Average	Returned				No.	Yds.	No.	Yds.
Brian Stahovich	57	2,472	43.37	13	58	4.46	38.88	77.19	17	4	1	12	431	45	45.36
OPPONENTS	66	2,646	40.09	22	115	5.23	37.1	66.67	15	4	3	9	307	57	41.04

Returns - times the opponent returned a punt, Yards - yards for the returned punts, Avg. - yards per returned punt, Pct. Not Returned - percent of the punts that were not returned, In 20 - inside 20, In 20 - inside 10, In 5 - inside 5, Opp. Territory - number and yards of punts inside opponents' territory, Adj. 50 & Out - punt average excluding punts inside opponents' territory.

2011 MISCELLANEOUS STATISTICS

SAN DIEGO STATE BIG PLAYS (20+ YARDS)

Game	Player	Type	Down & Dis.	Yards
Cal Poly - 8	Colin Lockett f/Lindley	Pass	2-6	59
	Walter Kazee	Run	1-10	41
	Dylan Denso f/Lindley	Pass	1-10	33
	Ronnie Hillman	Run	4-1	27
	Ronnie Hillman	Run	2-5	23
	Ronnie Hillman	Run	1-10	22
	Dylan Denso	Pass	2-10	21
	Ronnie Hillman	Run	1-10	20
Army - 3	Colin Lockett f/Lindley	Pass	1-10	68
	Ronnie Hillman f/Lindley	Pass	1-10	24
	Ronnie Hillman	Run	1-10	20
Wash. St. - 5	Ronnie Hillman	Run	1-5	59
	Ronnie Hillman f/Lindley	Pass	1-10	25
	Gavin Escobar f/Lindley	Pass	1-10	25
	Dylan Denso f/Lindley	Pass	3-15	25
	Gavin Escobar f/Lindley	Pass	3-11	21
Michigan - 4	Ronnie Hillman	Run	3-8	30
	Colin Lockett f/Lindley	Pass	1-10	30
	Colin Lockett f/Lindley	Pass	3-8	23
	Dylan Denso f/Lindley	Pass	1-10	21
TCU - 4	Gavin Escobar f/Lindley	Pass	1-10	39
	Colin Lockett f/Lindley	Pass	3-5	33
	Ronnie Hillman	Run	1-10	20
	Walter Kazee f/Lindley	Pass	3-12	20
Air Force - 6	Ronnie Hillman	Run	1-10	57
	Dylan Denso f/Lindley	Pass	1-10	33
	Colin Lockett f/Lindley	Pass	1-10	28
	Alston Umuolo f/Lindley	Pass	3-12	27
	Ronnie Hillman	Run	2-10	22
	Dylan Denso f/Lindley	Pass	1-10	20
Wyoming - 7	Ronnie Hillman	Run	1-10	99
	Ronnie Hillman f/Lindley	Pass	2-8	71
	Gavin Escobar f/Lindley	Pass	2-11	44
	Colin Lockett	Run	1-10	43
	Colin Lockett f/Lindley	Pass	1-10	25
	Gavin Escobar f/Lindley	Pass	1-10	20
	Gavin Escobar f/Lindley	Pass	1-10	20
New Mexico - 5	Colin Lockett f/Lindley	Pass	1-10	42
	Colin Lockett f/Lindley	Pass	1-10	38
	Dylan Denso f/Lindley	Pass	3-3	26
	Ronnie Hillman f/Lindley	Pass	1-10	23
	Adam Muema	Run	1-10	23
Colorado St. - 1	Walter Kazee	Run	3-1	21
Boise St. - 5	Adam Muema	Run	3-1	81
	Colin Lockett f/Lindley	Pass	1-10	53
	Gavin Escobar f/Lindley	Pass	1-10	30
	Gavin Escobar f/Lindley	Pass	1-10	30
	Adam Muema	Run	1-10	21
UNLV - 4	Ronnie Hillman	Run	3-1	44
	Gavin Escobar f/Lindley	Pass	2-10	27
	Gavin Escobar f/Lindley	Pass	3-5	21
	Ronnie Hillman	Run	3-1	20
	Fresno State - 8	Ronnie Hillman	Run	1-10
Gavin Escobar f/Lindley		Pass	1-10	55
Colin Lockett f/Lindley		Pass	1-10	45
Gavin Escobar f/Lindley		Pass	3-19	22
Colin Lockett		Run	1-10	21
Colin Lockett		Run	2-11	21
Gavin Escobar f/Lindley		Pass	4-2	21
Ronnie Hillman		Run	2-10	20

OPPONENT BIG PLAYS (20+ YARDS)

Game	Player	Type	Down & Dis.	Yards
Cal Poly - 3	Lance Castaneda f/Broadous	Pass	2-11	52
	Brandon Michalkiewicz f/Broadous	Pass	2-7	49
	Andre Broadous	Run	1-10	23
Army - 5	Malcolm Brown	Run	4-1	31
	Trent Steelman	Run	2-6	28
	Trent Steelman	Run	2-9	28
	Anthony Stephens f/Steelman	Pass	3-4	24
	Trent Steelman	Run	2-7	22
Wash. St. - 4	Marquess Wilson f/Lobbestael	Pass	1-10	80
	Marquess Wilson f/Lobbestael	Pass	2-9	78
	Marquess Wilson f/Lobbestael	Pass	3-12	37
Isiah Barton f/Lobbestael	Pass	1-10	23	
	Michigan - 5	Denard Robinson	Run	3-2
Denard Robinson	Run	1-10	34	
Vincent Smith	Run	2-10	32	
Vincent Smith f/Robinson	Pass	3-7	32	
Denard Robinson	Run	1-10	30	
TCU - 5	Antoine Hicks f/Pachall	Pass	3-6	39
	Ed Wesley	Run	1-10	34
	Josh Boyce f/Pachall	Pass	3-6	31
	Ed Wesley	Run	2-6	24
Antoine Hicks f/Pachall	Pass	3-8	21	
Air Force - 6	Mikel Hunter	Run	1-10	33
	Zach Kauth f/Jefferson	Pass	2-10	33
	Mikel Hunter	Run	3-9	29
	Asher Clark	Run	1-10	27
	Jonathan Warzeka f/Jefferson	Pass	2-9	26
Daniel Pickett f/Jefferson	Pass	4-17	20	
Wyoming - 8	Mazi Ogbonna f/Smith	Pass	1-10	44
	Dominic Rufran f/Smith	Pass	3-20	41
	Chris McNeill f/Smith	Pass	1-10	39
	Alvester Alexander f/Smith	Pass	3-16	36
	Brandon Miller	Run	2-10	32
	Ghaali Muhammad f/Smith	Pass	2-10	29
	Chris McNeill f/Smith	Pass	3-26	26
Brett Smith	Run	3-1	20	
New Mexico - 1	Martize Barr f/Holbrook	Pass	3-6	23
Colorado St. - 3	Chris Nwoke	Run	2-5	67
	Chris Nwoke	Run	1-10	63
	Chris Nwoke	Run	2-6	22
Boise St. - 6	Geraldo Boldewijn f/ Ke. Moore	Pass	3-18	42
	Dallas Burroughs f/ Ke. Moore	Pass	3-9	41
	Kirby Moore f/ Ke. Moore	Pass	2-10	30
	Tyler Shoemaker f/ Ke. Moore	Pass	1-10	24
	Doug Martin	Run	2-7	22
Tyler Shoemaker f/ Ke. Moore	Pass	1-10	21	
UNLV - 4	Tim Cornett	Run	1-10	54
	Tim Cornett	Run	1-10	25
	Caleb Herring f/Bradford	Pass	3-4	20
	Tim Cornett	Run	1-10	20
Fresno State - 5	Jalen Saunders f/Derek Carr	Pass	1-10	88
	Isaiah Burse f/Derek Carr	Pass	2-7	54
	Devon Wylie f/Derek Carr	Pass	3-9	39
	Devon Wylie f/Derek Carr	Pass	3-6	27
	Josh Harper f/Derek Carr	Pass	2-10	23

SAN DIEGO STATE BIG PLAYS (20+ YARDS)

Name	Total	Rushing	Receiving	20-29	30-39	40-49	50-59	60-69	70-79	80-89	90-99
Ronnie Hillman	19	15	4	12	1	1	2	1	1	0	1
Colin Lockett	14	3	11	5	3	3	2	1	0	0	0
Gavin Escobar	13	0	13	8	3	1	1	0	0	0	0
Dylan Denso	7	0	7	5	2	0	0	0	0	0	0
Walter Kazee	3	2	1	2	0	1	0	0	0	0	0
Adam Muema	3	3	0	2	0	0	0	0	0	1	0
Alston Umuolo	1	0	1	1	0	0	0	0	0	0	0
TOTALS	60	23	37	35	9	6	5	2	1	1	1

BOWL HISTORY

ALL-TIME BOWL APPEARANCES

8 Appearances - 4 Wins, 4 Losses

Season	Bowl	Date	Opponent	Result	Score
1947	Harbor Bowl	Jan. 1, 1948	Hardin-Simmons	L	0-53
1951	Pineapple Bowl	Jan. 1, 1952	Hawai'i	W	34-13
1966	Camellia Bowl	Dec. 10, 1966	Montana St.	W	28-7
1967	Camellia Bowl	Dec. 9, 1967	San Francisco St.	W	28-6
1969	Pasadena Bowl	Dec. 6, 1969	Boston Univ.	W	28-7
1986	Holiday Bowl	Dec. 30, 1986	Iowa	L	38-39
1991	Freedom Bowl	Dec. 30, 1991	Tulsa	L	17-28
1998	Las Vegas Bowl	Dec. 19, 1998	North Carolina	L	13-20
2010	Poinsettia Bowl	Dec. 23, 2010	Navy	W	35-14

■ 1948 Harbor Bowl

HARDIN-SIMMONS 53, SAN DIEGO STATE 0

Jan. 1, 1948 ▶ Balboa Stadium ▶ San Diego, Calif. ▶ Att: 12,000

SAN DIEGO -- Hardin-Simmons blanked San Diego State, 53-0, before 12,000 in the 1948 Harbor Bowl at Balboa Stadium.

The loss snapped the Aztecs' five-game unbeaten streak, as the Cowboys controlled the ball for the majority of the game, outgaining SDSU, 470-66, on the ground.

San Diego State still finished its bowl season with a 7-3-1 record and the Aztecs' seven wins tied the 1937 and 1924 teams for most in school history.

Score by Quarter	1	2	3	4	F
Hardin-Simmons	14	13	14	12	53
San Diego State	0	0	0	0	0

Team Statistics	SDSU	HS
First Downs	11	11
Rushing (Net Yds)	66	470
Passing (PC-PA-Int-Yds)	5-20-1-60	3-5-0-75
Total Net Yardage	126	545

■ 1952 Pineapple Bowl

SAN DIEGO STATE 34, HAWAII 13

Jan. 1, 1952 ▶ Honolulu, Hawaii

HONOLULU -- Despite the heat and humidity that slowed down a potent San Diego State offense in the first half of the 1952 Pineapple Bowl, the Aztecs pulled away in the second half to take a 34-13 victory over Hawai'i.

After a 14-6 SDSU lead at the half, the Aztecs took advantage of cooler temperatures in the second half with three quick touchdowns by Art Preston, Preston Robinson and Don Jurk.


It would be all the offense they would need as the SDSU defense stopped UH's running back Jimmy Asato and their dangerous single-wing attack.

Most of the Aztecs suffered from a bout of food poisoning following the game, but completely recovered in time for the flight back to the mainland.

■ 1966 Camellia Bowl

SAN DIEGO STATE 28, MONTANA STATE 7

Dec. 10, 1966 ▶ Hughes Stadium ▶ Sacramento, Calif. ▶ Att: 15,740



SACRAMENTO, Calif. -- Don Horn completed 23-of-38 passes for 343 yards and four touchdowns to lead San Diego State to a 28-7 win over Montana State in the 1966 Camellia Bowl.

Horn had touchdown passes of 22, 50, 32 and 12 yards.

Tom Nettles led the Aztecs with eight catches for 95 yards and a TD. Craig Scoggins had five receptions for 99 yards and Haven Moses caught five passes for 56 yards and two scores. Robert Jones had the other TD for SDSU on a 50-yard reception.

Score by Quarter	1	2	3	4	F
San Diego State	14	7	7	0	28
Montana State	0	0	0	7	7

Team Statistics	SDSU	MSU
First Downs	21	12
Rushing (Att-Net Yds)	28-112	41-115
Passing (PC-PA-Int-Yds)	23-40-1-343	13-19-0-117
Total Offensive Plays	68	60
Total Net Yardage	455	232

■ 1967 Camellia Bowl

SAN DIEGO STATE 27, SAN FRANCISCO STATE 6

Dec. 9, 1967 ▶ Hughes Stadium ▶ Sacramento, Calif. ▶ Att: 15,740



SACRAMENTO, Calif. -- The San Diego State defense limited San Francisco State to minus 11 rushing yards and forced eight Gator turnovers en route to a 27-6 victory over San Francisco State at the Camellia Bowl.

Jim Crossley's interception return for a touchdown was the only score of the first half as the Aztecs went into intermission with a 7-0 lead. The interception was one of six SDSU had in the game.

Tom Nettles made it a 14-0 lead for the Aztecs just 2:17 into the second half when he caught a 32-yard TD pass from Joseph Turpen. Two TD runs of one and two yards by Ted Washington gave SDSU all the points it would need down the

stretch.

Washington led a balanced Aztec ground game with 94 yards on 23 carries, while Turpen contributed 74 yards on 10 carries and Daniel Laskowski added 61 rushing yards. Turpen also completed 10-of-16 passes for 118 yards and the 32-yard touchdown score to Nettles.

Score by Quarter	1	2	3	4	F
San Diego State	0	7	14	6	27
San Francisco State	0	0	0	6	6

Team Statistics	SDSU	SFSU
First Downs	18	22
Rushing (Att-Net Yds)	55-249	22-(-11)
Passing (PC-PA-Int-Yds)	11-22-1-122	28-60-6-267
Total Offensive Plays	77	82
Total Net Yardage	371	256

■ 1969 Pasadena Bowl

SAN DIEGO STATE 28, BOSTON UNIVERSITY 7

Dec. 6, 1969 ▶ Rose Bowl ▶ Pasadena, Calif. ▶ Att: 41,276



PASADENA, Calif. -- San Diego State spotted Boston University an early touchdown before scoring the final 28 points to earn a 28-7 triumph over the Terriers at the Rose Bowl in Pasadena. It was the third bowl win for the Aztecs in four years.

John Featherstone had touchdown catches of 34 and 57 yards for the SDSU offense, which outgained Boston, 485-167, including a 294-57 advantage through the air.

Dennis Shaw completed 16-of-29 passes for 219 yards and one score, and rushed for another 59 yards on eight carries. Del Pifer led the Aztecs with 60 yards rushing, while Galen Pavelko had two interceptions on defense.


Score by Quarter	1	2	3	4	F
San Diego State	0	14	7	7	28
Boston University	7	0	0	0	7

Team Statistics	SDSU	BU
First Downs	24	12
Rushing (Att-Net Yds)	50-191	46-110
Passing (PC-PA-Int-Yds)	28-32-3-294	7-17-3-57
Total Offensive Plays	82	63
Total Net Yardage	485	167

■ 1986 Holiday Bowl

IOWA 39, SAN DIEGO STATE 38

Dec. 30, 1986 ▶ Holiday Bowl ▶ San Diego, Calif. ▶ Att: 59,478



SAN DIEGO -- Rob Houghtlin hit a field goal as time expired to lift Iowa to a 39-38 victory over San Diego State in the Holiday Bowl before the largest crowd (59,478) ever to watch an Aztec football game at that time.

Rick Bayless led the Hawkeyes, who were down 28-13 with 7:52 left in the third quarter, with 110 yards and one touchdown on 19 carries.

After two Iowa touchdowns in the fourth quarter, SDSU's Kevin Rahill nailed a 21-yard field goal to give the Aztecs a 38-36 lead with only 47 seconds remaining. However, the Hawkeyes marched down to the Aztec 24-yard-line and Houghtlin made the game-winning kick for Iowa.

Todd Santos completed 21-of-33 passes for 298 yards and three touchdowns to lead the SDSU offense. Corey Gilmore caught nine passes for 70 yards and ran for 35 more, including a 1-yard run in the third quarter.


Score by Quarter	1	2	3	4	F
Iowa	7	6	8	18	39
San Diego State	6	15	7	10	38

Team Statistics	SDSU	UI
First Downs	17	21
Rushing (Att-Net Yds)	36-117	41-141
Passing (PC-PA-Int-Yds)	21-33-2-298	15-29-1-222
Total Offensive Plays	69	70
Total Net Yardage	415	363

■ 1991 Freedom Bowl

TULSA 28, SAN DIEGO STATE 17

Dec. 30, 1991 ▶ Anaheim Stadium ▶ Anaheim, Calif. ▶ Att: 34,217



ANAHEIM, Calif. -- Ron Jackson rushed for 211 yards and a Freedom Bowl-record four touchdowns on 46 carries to lead Tulsa to a 28-17 victory over San Diego State at Anaheim Stadium.

Freshman All-American Marshall Faulk rushed for 157 yards on 30 carries, including a 2-yard touchdown run with 5:23 remaining in the first quarter to give the Aztecs an early 7-0 lead.

After two Tulsa scores, SDSU QB David Lowery capped a 10-play, 65-yard drive with a 4-yard touchdown run to tie the game at 14 at the half.

The Hurricane defense limited the Aztecs to just 83 total yards and a 26-yard field goal by Andy Trakas in the second half, before Jackson's 4-yard TD run with 3:59 remaining sealed the victory for Tulsa.

Score by Quarter	1	2	3	4	F
Tulsa	7	7	7	7	28
San Diego State	7	7	0	3	17

Team Statistics	SDSU	UT
First Downs	21	23
Rushing (Att-Net Yds)	38-189	58-256
Passing (PC-PA-Int-Yds)	19-37-0-164	9-17-0-122
Total Offensive Plays	75	75
Total Net Yardage	353	378

■ 1998 Las Vegas Bowl

NORTH CAROLINA 20, SAN DIEGO STATE 13

Dec. 19, 1998 ▶ Sam Boyd Stadium ▶ Las Vegas, Nev. ▶ Att: 21,429



LAS VEGAS -- Freshman quarterback Ronald Curry ran for a 48-yard touchdown in the first quarter and linebacker Keith Newman intercepted a Brian Russell pass at the goal line in the final minute as North Carolina held on for a 20-13 victory over San Diego State in the Las Vegas Bowl.

After a 60-yard TD run by SDSU's Lonny Mitchell, UNC rattled off 20 straight points before Nate Tandberg's 32-yard field goal with 2:16 left in the first half brought the Aztecs to within 20-10.

With 9:49 to play in the game, SDSU took control on their

own 6-yard line and began a march that covered 75 yards in 13 plays, culminating with a 38-yard field goal by Tanberg with 3:51 left.

The Aztecs got the ball back when Joe Tuipala recovered a fumble on the UNC 23. Two plays later, Russell hooked up with Damon Gourdine on a 13-yard gain to the 10. After an incomplection in the left corner of the end zone, SDSU saw its hopes end moments later when Russell's pass over the middle was tipped by Brandon Spoon and picked off by Newman.

With the wind blowing at nearly 50 miles per hour, the Aztecs limited the Tar Heels to 33 yards passing for the game and held a 20-8 advantage in first downs, while controlling the time of possession, 33:47-26:13.

Score by Quarter	1	2	3	4	F
North Carolina	12	8	0	0	20
San Diego State	7	3	0	3	13

Team Statistics	SDSU	UNC
First Downs	20	8
Rushing (Att-Net Yds)	49-193	37-163
Passing (PC-PA-Int-Yds)	11-23-1-102	4-13-0-33
Total Offensive Plays	72	50
Total Net Yardage	295	196

■ 2010 Poinsettia Bowl

SAN DIEGO STATE 35, NAVY 14

Dec. 23, 2010 ▶ Poinsettia Bowl ▶ San Diego, Calif. ▶ Att: 48,049



SAN DIEGO -- Ronnie Hillman scored four touchdowns and tied his career best with 228 yards rushing on 28 carries to lead San Diego State to its first bowl victory since 1969, a 35-14 win over Navy at Qualcomm Stadium.

Hillman, the Mountain West Conference Freshman of the Year, scored on runs of 22, 37 and 2 yards, and pulled in a 15-yard scoring pass from Ryan Lindley.

Hillman broke the previous Poinsettia Bowl record of 129 yards rushing by Navy's Adam Ballard in 2005. The Aztecs

outrushed Navy 279-235.

SDSU took a 14-0 lead in the first quarter on Hillman's 22-yard TD run and Lindley's 53-yard TD pass to Vincent Brown. Navy pulled to 14-7 on Ricky Dobbs' 30-yard scoring pass to Greg Jones early in the second quarter. Hillman put the Aztecs up by two touchdowns again as he ran untouched 37 yards up the middle with 3:15 before halftime. Navy closed within one score on Dobbs' 1-yard keeper seven seconds before halftime.

Lindley then hit a wide-open Hillman in the right corner of the end zone for a 28-14 lead on the first play of the fourth quarter. Hillman scored on a 2-yard run midway through the period for the final score of the game.

Lindley completed 18 of 23 passes for 276 yards. Wide receiver Vincent Brown had eight catches for 165 yards, also a Poinsettia Bowl record.

Score by Quarter	1	2	3	4	F
Navy	0	14	0	0	14
San Diego State	14	7	0	14	35

Team Statistics	SDSU	NAVY
First Downs	27	22
Rushing (Att-Net Yds)	41-279	51-235
Passing (PC-PA-Int-Yds)	18-23-0-276	8-15-1-147
Total Offensive Plays	64	66
Total Net Yardage	555	382

■ Team Records

- Points - 38 vs. Iowa, 1986 Holiday Bowl
- First Downs - 27 vs. Navy, 2010 Poinsettia Bowl
- Rushing Attempts - 55 vs. San Francisco St., 1967 Camellia Bowl
- Rushing Yards - 279 vs. Navy, 2010 Poinsettia Bowl
- Pass Attempts - 40 vs. Montana St., 1966 Camellia Bowl
- Pass Completions - 23 vs. Montana St., 1966 Camellia Bowl
- Total Offense - 555 vs. Navy, 2010 Poinsettia Bowl
- Penalty Yards - 166 (21 penalties) vs. San Francisco St., 1967 Camellia Bowl
- 3rd Down Conversion Pct. - .700 (7-for-10) vs. Navy, 2010 Poinsettia Bowl
- Quarterback Sacks By - 5 vs. Iowa, 1986 Holiday Bowl

■ Individual Records

- Rushing Yards - 228 by Ronnie Hillman (28 carries) vs. Navy, 2010 Poinsettia Bowl
- Passing Yards - 343 by Don Horn vs. Montana St., 1966 Camellia Bowl
- Made Field Goals - 2 by Nate Tandberg vs. North Carolina, 1998 Las Vegas Bowl
- Tackles - 12 by Damon Pieri vs. Tulsa, 1991 Freedom Bowl

Career Records

Rushing Yards

Rk	Name	Years	Att.	Yds.	TD
1.	Marshall Faulk	1991-92-93	766	4,589	57
2.	Larry Ned	1998-99-00-01	765	3,562	36
3.	Ronnie Hillman	2010-11	549	3,188	36
4.	Jonas Lewis	1996-97-98-99	589	2,843	15
5.	George Jones	1995-96	486	2,810	34
6.	Norm Nygaard	1952-53-54	407	2,619	25
7.	Wayne Pittman	1991-92-93-94	551	2,363	17
8.	Chris Hardy	1983-84-85-86	447	2,341	22
9.	David Turner	1976-77	433	2,234	19
10.	Paul Hewitt	1987-88	473	2,056	28
11.	Lynell Hamilton	2003-05-06-07	480	2,052	14
12.	Ken Carson	1961-62-63	316	1,911	26
13.	Art Preston	1949-50-51	317	1,664	na
14.	Brandon Bornes	2004-05-06-07	375	1,553	13
15.	Atiyah Henderson	2006-07-08	338	1,437	5
16.	Don Shy	1965-66	258	1,432	12
17.	Kevin O'Connell (QB)	2004-05-06-07	395	1,312	19
18.	Mike Waters	1983-84	312	1,266	5
19.	Lloyd Edwards	1967-68	249	1,251	10
20.	Jim Allison	1963-64	180	1,231	16
21.	Monty Reed	1974-75	264	1,231	18
22.	Bill Kramer	1973-74	190	1,225	4
23.	Michael Franklin	2002-03-04-05	263	1,216	5
24.	Mario Mendez	1961-62-63	213	1,168	20
25.	Ted Washington	1966-67	244	1,156	13
26.	George Brown	1968-69-70	278	1,147	10
27.	Ron Slack	1986-87-88-89	271	1,136	14
28.	T.C. Wright	1990-91	198	1,135	9
29.	Derrick Harvey	1980-82-83	278	1,116	9
30.	Tony Allen	1979	226	1,094	10
31.	Brandon Sullivan	2007-08-09-10	300	1,087	14
32.	Phil Prokop	1951-52-53	116	1,085	9
33.	Ollie Brown	1973-74-75-76	206	1,055	8
34.	Walter Kazee	2009-10-11	229	1,032	9

100-Yard Rushing Games

Rk	Name	Years	Games
1.	Marshall Faulk	1991-92-93	23
2.	Ronnie Hillman	2010-11	15
3.	George Jones	1995-96	14
4.	Larry Ned	1998-99-00-01	13
5.	Jonas Lewis	1996-97-98-99	12
6.	Norm Nygaard	1952-53-54	11
	David Turner	1976-77	11
8.	Chris Hardy	1983-84-85-86	9
9.	Lynell Hamilton	2003-05-06-07	8
	Paul Hewitt	1987-88	8
	Wayne Pittman	1991-92-93-94	8

150-Yard Rushing Games

Rk	Name	Years	Games
1.	Marshall Faulk	1991-92-93	16
2.	Ronnie Hillman	2010-11	12
3.	George Jones	1995-96	8
4.	Larry Ned	1998-99-00-01	7
5.	Norm Nygaard	1952-53-54	6

200-Yard Rushing Games

Rk	Name	Years	Games
1.	Marshall Faulk	1991-92-93	7
2.	George Jones	1995-96	4
	Larry Ned	1998-99-00-01	4
4.	Ronnie Hillman	2010-11	3
5.	Lynell Hamilton	2003-05-06-07	2
	Chris Hardy	1983-84-85-86	2
	Paul Hewitt	1987-88	2
	David Turner	1976-77	2

Rushing Attempts

Rk	Name	Years	Attempts
1.	Marshall Faulk	1991-92-93	766
2.	Larry Ned	1998-99-00-01	765
3.	Jonas Lewis	1996-97-98-99	589
4.	Wayne Pittman	1991-92-93-94	551
5.	Ronnie Hillman	2010-11	549
6.	George Jones	1995-96	486
7.	Lynell Hamilton	2003-05-06-07	480
8.	Paul Hewitt	1987-88	473
9.	Chris Hardy	1983-84-85-86	447
10.	David Turner	1976-77	433

Rushing Touchdowns

Rk	Name	Years	Touchdowns
1.	Marshall Faulk	1991-92-93	57
2.	Ronnie Hillman	2010-11	36
3.	George Jones	1995-96	34
4.	Paul Hewitt	1987-88	28
5.	Chris Hardy	1983-84-85-86	22
6.	Larry Ned	1998-99-00-01	21
	Casey Brown	1982-83-84-85	21
8.	Kevin O'Connell	2004-05-06-07	19
	David Turner	1976-77	19
10.	Monty Reedy	1974-75	18

Touchdowns

Rk	Name	Years	Touchdowns
1.	Marshall Faulk	1991-92-93	62
2.	Ronnie Hillman	2010-11	38
3.	George Jones	1995-96	34
	Paul Hewitt	1987-88	34
5.	Will Blackwell	1994-95-96	25
	Darnay Scott	1991-92-93	25
	Casey Brown	1982-83-84-85	25
	Tom Reynolds	1969-70-71	25
9.	Vincent Brown	2007-08-10	23
	Chris Hardy	1983-84-85-86	23

Scoring

Rk	Name	Years	Points
1.	Marshall Faulk	1991-92-93	376
2.	Andy Trakas	1989-90-91-92	338
3.	Peter Holt	1993-94-95-96	302
4.	Garrett Palmer	2004-05-06-07	260
5.	Nate Tandberg	1997-98-99-00	239
6.	Ronnie Hillman	2010-11	228
7.	Larry Ned	1998-99-00-01	216
8.	George Jones	1995-96	206
9.	Paul Hewitt	1987-88	204
10.	Art Preston	1949-50-51	192

All-Purpose Yardage

Rk	Name	Years	Yards
1.	Marshall Faulk	1991-92-93	5,595
2.	Darnay Scott	1991-92-93	4,658
3.	Monty Gilbreath	1986-87-88-89	4,608
4.	Vincent Brown	2007-08-09-10	3,957
5.	Patrick Rowe	1987-88-90-91	3,940
6.	Larry Ned	1998-99-00-01	3,905
7.	Az Hakim	1994-95-96-97	3,704
8.	J.R. Tolver	1999-00-01-02	3,677
9.	Chris Hardy	1983-84-85-86	3,636
10.	Ronnie Hillman	2010-11	3,477

All-Purpose Yards Per Game

Rk	Name	Years	YPG
1.	Marshall Faulk	1991-92-93	179.4
2.	George Jones	1995-96	156.1
3.	David Turner	1976-77	151.3
4.	Darnay Scott	1991-92-93	141.2
5.	Ronnie Hillman	2010-11	139.1
6.	Paul Hewitt	1987-88	111.9

Passing Yards

Rk	Name	Years	C	A	Yds.
1.	Ryan Lindley	2008-09-10-11	933	1,683	12,277
2.	Todd Santos	1984-85-86-87	910	1,484	11,425
3.	Billy Blanton	1993-94-95-96	588	920	8,165
4.	Kevin O'Connell	2004-05-06-07	664	1,151	7,689
5.	Dan McGwire	1989-90	528	889	7,484
6.	David Lowery	1989-91-92-93	426	800	5,998
7.	Brian Sipe	1969-70-71	436	788	5,707
8.	Dennis Shaw	1968-69	333	575	5,324
9.	Adam Hall	2001-02-03	423	752	5,173
10.	Mark Halda	1977-78-79-80	406	757	4,812

Passing Attempts

Rk	Name	Years	Attempts
1.	Ryan Lindley	2008-09-10-11	1,683
2.	Todd Santos	1984-85-86-87	1,484
3.	Kevin O'Connell	2004-05-06-07	1,151
4.	Billy Blanton	1993-94-95-96	920
5.	Dan McGwire	1989-90	889
6.	David Lowery	1989-91-92-93	860
7.	Brian Sipe	1969-70-71	788
8.	Mark Halda	1977-78-79-80	757
9.	Adam Hall	2001-02-03	752
10.	Lon Sheriff	1999-00-01-02	653

Passing Completions

Rk	Name	Years	Completions
1.	Ryan Lindley	2008-09-10-11	933
2.	Todd Santos	1984-85-86-87	910
3.	Kevin O'Connell	2004-05-06-07	664
4.	Billy Blanton	1993-94-95-96	588
5.	Dan McGwire	1989-90	528
6.	Brian Sipe	1969-70-71	436
7.	David Lowery	1989-91-92-93	426
8.	Adam Hall	2001-02-03	423
9.	Mark Halda	1977-78-79-80	406
10.	Matt Kofler	1980-81	361

Touchdown Passes

Rk	Name	Years	Touchdowns
1.	Ryan Lindley	2008-09-10-11	87
2.	Todd Santos	1984-85-86-87	70
3.	Billy Blanton	1993-94-95-96	67
4.	Dennis Shaw	1968-69	58
5.	Kevin O'Connell	2004-05-06-07	46
6.	David Lowery	1991-92-93	44
	Brian Sipe	1969-70-71	44
8.	Dan McGwire	1989-90	43
9.	Don Horn	1965-66	39
10.	Tim Gutierrez	1992-93-94	36
	Mark Halda	1977-78-79-80	36

Career Records (cont.)

Career QB Starts/Division I Era

Rk	Name	Years	Starts
1.	Ryan Lindley	2008-09-10-11	48
2.	Todd Santos	1984-85-86-87	45
3.	Kevin O'Connell	2004-05-06	33
4.	Billy Blanton	1993-94-95-96	28
5.	David Lowery	1991-92-93	24
6.	Dan McGwire	1989-90	23
7.	Brian Sipe	1969-70-71	22
8.	Lon Sheriff	1999-00-01-02	21
	Dennis Shaw	#1968-69	21
10.	Matt Kofler	1980-81	20
	Mark Halda	1977-78-79-80	20
	Craig Penrose	1974-75	20

- Shaw's 1968 Division II season stats are included

Consecutive QB Starts/Div. I Era

Rk	Name	Dates	Starts
1.	Ryan Lindley	Oct. 18, 2008-Present	43
2.	Billy Blanton	Oct. 15, 1994-Nov. 28, 1996	28
3.	Dan McGwire	Sept. 2, 1989-Dec. 1, 1990	23
4.	David Lowery	Oct. 5, 1991-Sept. 18, 1993	22
	Brian Sipe	Sept. 12, 1970-Dec. 4, 1971	22
6.	Dennis Shaw	Sept. 14, 1968-Nov. 29, 1969	20
7.	Craig Penrose	Oct. 12, 1974-Nov. 22, 1975	19
8.	Kevin O'Connell	Oct. 23, 2004-Aug. 31, 2006	17
	Todd Santos	Oct. 18, 1985-Nov. 27, 1986	17
	Mark Halda	Sept. 16, 1978-Oct. 20, 1979	17

Career Starting QB Victories

Rk	Name	Years	Wins
1.	Ryan Lindley	2008-09-10-11	22
	Todd Santos	1984-85-86-87	22
3.	Dennis Shaw	#1968-69	20
4.	Billy Blanton	1993-94-95-96	18
5.	Brian Sipe	1969-70-71	15
	Craig Penrose	1974-75	14
7.	David Lowery	1991-92-93	13
	Joe Davis	1976-77	13
9.	Kevin O'Connell	2004-05-06-07	12
	Dan McGwire	1989-90	12

300-Yard Passing Games

Rk	Name	Years	Games
1.	Todd Santos	1984-85-86-87	17
2.	Ryan Lindley	2008-09-10-11	13
	Dan McGwire	1989-90	13
	Billy Blanton	1993-94-95-96	12
5.	Tim Gutierrez	1992-93-94	7
	Brian Sipe	1969-70-71	7

Total Offense

Rk	Name	Years	R.	P.	Tot.
1.	Ryan Lindley	2008-09-10-11	-281	12,277	11,996
2.	Todd Santos	1984-85-86-87	-912	11,425	10,513
3.	Kevin O'Connell	2004-05-06-07	1,312	7,689	9,001
4.	Billy Blanton	1993-94-95-96	-151	8,165	8,014
5.	Dan McGwire	1989-90	-397	7,484	7,087
6.	David Lowery	1989-91-92-93	-68	5,998	5,930
7.	Brian Sipe	1969-70-71	-333	5,707	5,374
8.	Dennis Shaw	1968-69	47	5,324	5,371
9.	Adam Hall	2001-02-03	-166	5,173	5,007
10.	Matt Kofler	1980-81	215	4,476	4,691

Total Offense Per Game

Rk	Name	Years	YPG
1.	Dan McGwire	1989-90	308.1
2.	Dennis Shaw	1968-69	268.6
3.	Billy Blanton	1993-94-95-96	258.5
4.	Ryan Lindley	2008-09-10-11	249.9
5.	Tim Gutierrez	1992-93-94	234.2

Tackles For Loss

Rk	Name	Years	TFL
1.	Kabeer Gbaja-Biamila	1996-97-98-99	58.5
2.	Kevin Richey	1979-80-81-82	55.5
3.	Miles Burris	2008-09-10-11	46.5
4.	La'Roi Glover	1992-93-94-95	44.5
5.	Adrian Ioja	1993-94-95-96	43.5
6.	Levi Esene	1984-85-86	41.5
7.	Kirk Morrison	2001-02-03-04	40.0
8.	Mike Stevens	1982-83-84-85	39.5
9.	Mike Hooper	1984-85-86-87	37.5
10.	Brett Faryniarz	1984-85-86-87	35.5

Sacks

Rk	Name	Years	Sacks
1.	Kabeer Gbaja-Biamila	1996-97-98-99	34.0
2.	Mike Douglass	1976-77	26.0
3.	Brett Faryniarz	1984-85-86-87	20.5
4.	Miles Burris	2008-09-10-11	19.0
5.	La'Roi Glover	1992-93-94-95	18.5
	Levi Esene	1984-85-86	18.5
	Kevin Richey	1979-80-81-82	18.5
8.	Adrian Ioja	1993-94-95-96	17.5
9.	Antwan Applewhite	2004-05-06	17.0
	Milt Wilson	1986-87-88-89	17.0

Passes Broken Up

Rk	Name	Years	PBU
1.	Eric Lewis	1995-96-97-98	37
2.	Donny Baker	2003-04-05	34
	Ricky Sharpe	1999-00-01-02	34
	Mario Mitchell	1985-86-87-88	34
5.	Jeff Shoate	2001-02-03	29
	Marlon Andrews	1989-90	29
	Mike Fox	1979-80-81-82	29
8.	Ricky Parker	1993-94-95-96	26
	Gary Taylor	1989-90-91-92	26
10.	Leon McFadden	2009-10-11	25
	Clarence Nunn	1983-85-86-87	25

Punts

Rk	Name	Years	Punts
1.	Wayne Ross	1984-85-86-87	248
2.	Brian Stahovich	2008-09-10-11	242
3.	Michael Hughes	2004-05-06-07	230
4.	Brian Simjanovski	1999-00-01-02	178
6.	Tim Thorn	1972-73-74	140
7.	Mike Jezulin	1980-81	139
8.	Willie Buchanon	1970-71	129
9.	Don Copeland	1997-98	126
10.	Ed Kaszycki	1993-94	109

Punt Yards

Rk	Name	Years	Yards
1.	Wayne Ross	1984-85-86-87	10,402
2.	Brian Stahovich	2008-09-10-11	10,359
3.	Michael Hughes	2004-05-06-07	9,768
4.	Brian Simjanovski	1999-00-01-02	7,627
5.	Mike Jezulin	1980-81	5,794
6.	Don Copeland	1997-98	5,318
7.	Tim Thorn	1972-73-74	5,157

Rk	Name	Years	Yards
8.	Willie Buchanon	1970-71	4,751
9.	Noel Prefontaine	1995-96	4,469
10.	Joe Santos	1988-89	4,287

Punt Average

Rk	Name	Years	Average
1.	Noel Prefontaine	1995-96	44.7
2.	Mike Saxon	1982-83	44.1
3.	Brian Stahovich	2008-09-10-11	42.8
	Brian Simjanovski	1999-00-01-02	42.8
5.	Michael Hughes	2004-05-06-07	42.5
6.	Don Copeland	1997-98	42.2
7.	Wayne Ross	1984-85-86-87	41.9
8.	Mike Jezulin	1980-81	41.7
9.	Joe Santos	1988-89	40.8
10.	Ed Kaszycki	1993-94	38.5

Field Goals

Rk	Name	Years	FGs
1.	Andy Trakas	1989-90-91-92	56
2.	Garrett Palmer	2004-05-06-07	48
	Peter Holt	1993-94-95-96	48
4.	Nate Tandberg	1997-98-99-00	46
5.	Chris O'Brien	1984-85	28
6.	Tommy Kirovski	2001-02	27
7.	Tyler Ackerson	1987-88	25
	Steve LaPlant	1975-76	25
9.	Abelardo Perez	2010-11	22
	Marco Morales	1982-83	22

Field Goal Percentage

Rk	Name	Years	Pct.
1.	Chris O'Brien	1984-85	.875 (28-32)
2.	Marco Morales	1982-83	.733 (22-30)
3.	Garrett Palmer	2004-05-06-07	.716 (48-67)
4.	Tyler Ackerson	1987-88	.714 (25-35)
5.	Steve Duncan	1977-78	.690 (20-29)
6.	Andy Trakas	1989-90-91-92	.683 (56-82)
7.	Tommy Kirovski	2001-02	.675 (27-40)
8.	Peter Holt	1993-94-95-96	.667 (48-72)
9.	Abelardo Perez	2010-11	.629 (22-35)
10.	Lane Yoshida	2008	.621 (18-29)
	Benny Ricardo	1973-74	.621 (18-29)

PAT

Rk	Name	Years	PATs
1.	Andy Trakas	1989-90-91-92	170
2.	Peter Holt	1993-94-95-96	158
3.	Garrett Palmer	2004-05-06-07	116
4.	Al Limahelu	1969-70	103
5.	Nate Tandberg	1997-98-99-00	101
6.	Abelardo Perez	2010-11	98
7.	Benny Ricardo	1973-74	71
8.	Chris O'Brien	1984-85	62
9.	Tyler Ackerson	1987-88	58
10.	Lane Yoshida	2008-09	57

PAT Percentage

Rk	Name	Years	Pct.
1.	Marco Morales	1982-83	1.000 (50-50)
	Steve Duncan	1977-78	1.000 (40-40)
3.	Tyler Ackerson	1987-88	.983 (58-59)
4.	Nate Tandberg	1997-98-99-00	.971 (101-104)
5.	Abelardo Perez	2010-11	.961 (98-102)
6.	Garrett Palmer	2004-05-06-07	.959 (116-121)
7.	Andy Trakas	1989-90-91-92	.955 (170-178)
8.	Al Limahelu	1969-70	.954 (103-108)
9.	Ed Corral	1979-80	.950 (38-40)
10.	Chris O'Brien	1984-85	.939 (62-66)

Season Records

Rushing Yards

Rk	Name	Cl.	Year	Att.	Yds.	TD
1.	George Jones	Jr.	1995	305	1,842	23
2.	Ronnie Hillman	So.	2011	287	1,656	19
3.	Marshall Faulk	So.	1992	265	1,630	15
4.	Marshall Faulk	T-Fr.	1991	231	1,586	22
5.	Larry Ned	Sr.	2001	311	1,549	15
6.	Ronnie Hillman	T-Fr.	2010	262	1,532	17
7.	Marshall Faulk	Jr.	1993	300	1,530	21
8.	David Turner	Sr.	1977	240	1,252	12
9.	Chris Hardy	Jr.	1985	158	1,150	7
10.	Jim Allison	Sr.	1964	174	1,186	16
11.	Wayne Pittman	Sr.	1994	274	1,136	12
12.	Tony Allen	Sr.	1979	226	1,094	10
13.	Lynell Hamilton	T-Fr.	2003	234	1,087	4
14.	Paul Hewitt	Sr.	1988	240	1,055	10
15.	Jonas Lewis	So.	1997	227	1,021	6
16.	Norm Nygaard	So.	1952	153	1,016	9
17.	Paul Hewitt	Jr.	1987	233	1,001	18

Rushing Yards/Sophomore Season

Rk	Name	Cl.	Year	Att.	Yds.	TD
1.	Ronnie Hillman	So.	2011	287	1,656	19
2.	Marshall Faulk	So.	1992	265	1,630	15
3.	Jonas Lewis	So.	1997	227	1,021	6
4.	Norm Nygaard	So.	1952	153	1,016	9

Rushing Attempts

Rk	Name	Year	Att.	Yds.
1.	Larry Ned	2001	311	1,549
2.	George Jones	1995	305	1,842
3.	Marshall Faulk	1993	300	1,530
4.	Ronnie Hillman	2011	287	1,656
5.	Wayne Pittman	1994	274	1,136
6.	Marshall Faulk	1992	265	1,630
7.	Ronnie Hillman	2010	262	1,532
8.	Paul Hewitt	1988	240	1,104
	David Turner	1977	240	1,252
10.	Chris Hardy	1986	237	947
	Lynell Hamilton	2003	234	1,087

Rushing Touchdowns

Rk	Name	Year	TDs
1.	George Jones	1995	23
2.	Marshall Faulk	1993	21
	Marshall Faulk	1991	21
4.	Ronnie Hillman	2011	19
5.	Paul Hewitt	1987	18
6.	Ronnie Hillman	2010	17
7.	Jim Allison	1964	16
8.	Larry Ned	2001	15
	Marshall Faulk	1992	15
10.	Ron Slack	1989	13
	David Turner	1977	13

100-Yard Rushing Games

Rk	Name	Year	Gms.
1.	Ronnie Hillman	2011	9
	George Jones	1995	9
3.	Marshall Faulk	1992	8
	Marshall Faulk	1991	8
5.	Marshall Faulk	1993	7
	David Turner	1977	7
	Jim Allison	1964	7
8.	Larry Ned	2001	6
	Tony Allen	1979	6
	Ronnie Hillman	2010	6

150-Yard Rushing Games

Rk	Name	Year	Gms.
1.	Ronnie Hillman	2011	6
	Ronnie Hillman	2010	6
	George Jones	1995	6
	Marshall Faulk	1991	6
5.	Larry Ned	2001	5
	Marshall Faulk	1992	5
	Marshall Faulk	1993	5

All-Purpose Yardage

Rk	Name	Year (Plays)	Yards
1.	Marshall Faulk	1993 (347)	2,174
2.	George Jones	1995 (317)	1,961
3.	Ronnie Hillman	2011 (307)	1,877
	Jim Sandusky	1983 (103)	1,877
5.	J.R. Tolver	2002 (136)	1,830
6.	Webster Slaughter	1985 (134)	1,812
7.	Marshall Faulk	1992 (283)	1,758
8.	Patrick Rowe	1990 (87)	1,716
9.	Larry Ned	2001 (327)	1,687
10.	Darnay Scott	1992 (93)	1,669
	David Turner	1977 (273)	1,669
	---	---	---
	Colin Lockett	2011 (88)	1,594

Consec. 100-Yard Rushing Games

Rk	Name	Dates	Games
1.	Marshall Faulk	11/9/91-10/24/92	10
2.	George Jones	9/28/95-11/18/95	8
3.	Ronnie Hillman	11/27/10-9/24/11	6
4.	Larry Ned	9/24/98-10/17/98	4
	David Turner	11/5/77-11/26/77	4
	Jim Allison	9/19/64-10/10/64	4

Passing Yards

Rk	Name	Cl.	Year	A.	C.	Yds.
1.	Todd Santos	Sr.	1987	492	306	3,932
2.	Dan McGwire	Sr.	1990	448	270	3,833
3.	Ryan Lindley	Jr.	2010	421	243	3,830
4.	Dan McGwire	Jr.	1989	440	258	3,651
5.	Dennis Shaw	Sr.	1969	363	214	3,394
6.	Matt Kofler	Sr.	1981	436	263	3,337
7.	Billy Blanton	Jr.	1995	389	243	3,300
8.	Adam Hall	Jr.	2002	452	272	3,253
9.	Billy Blanton	Sr.	1996	344	227	3,221
10.	Kevin O'Connell	Sr.	2007	439	257	3,063
11.	Ryan Lindley	So.	2009	437	239	3,054
	---	---	---	---	---	---
	Ryan Lindley	Sr.	2011	398	209	2,740

Passing Touchdowns

Rk	Name	Year	TDs
1.	Dennis Shaw	1969	39
2.	Billy Blanton	1996	29
3.	Ryan Lindley	2010	28
4.	Dan McGwire	1990	27
	Todd Santos	1987	26
6.	Tim Gutierrez	1993	24
	Joe Davis	1977	24
8.	Ryan Lindley	2009	23
	Billy Blanton	1995	23
	Brian Sipe	1970	23
	---	---	---
	Ryan Lindley	2011	20

Passing Attempts

Rk	Name	Year	Att.
1.	Todd Santos	1987	492
2.	Adam Hall	2002	452
3.	Dan McGwire	1990	449
4.	Dan McGwire	1989	440
5.	Kevin O'Connell	2007	439
6.	Ryan Lindley	2009	437
7.	Matt Kofler	1981	436
8.	Ryan Lindley	2008	427
9.	Ryan Lindley	2010	421
10.	Ryan Lindley	2011	398

Receiving Yards

Rk	Name	Cl.	Year	Rec.	Yds.	TD
1.	J.R. Tolver	Sr.	2002	128	1,785	13
2.	Kassim Osgood	Sr.	2002	108	1,552	8
3.	Patrick Rowe	Jr.	1990	71	1,392	8
4.	Vincent Brown	Sr.	2010	69	1,352	10
5.	Craig Scoggins	Sr.	1966	85	1,301	8
6.	Tim Delaney	Jr.	1969	89	1,300	14
7.	Gary Garrison	Jr.	1964	78	1,272	15
8.	Darnay Scott	Jr.	1993	75	1,262	10
9.	Tom Nettles	Sr.	1968	62	1,227	14
10.	DeMarco Sampson	Sr.	2010	67	1,220	8
11.	Will Blackwell	So.	1995	86	1,207	8
12.	Haven Moses	Jr.	1966	62	1,206	10
13.	Jim Sandusky	Sr.	1983	69	1,171	6
14.	Dwight McDonald	Sr.	1974	86	1,157	7
15.	Darnay Scott	So.	1992	68	1,150	9
16.	Dennis Arey	Sr.	1990	68	1,118	10
17.	Jeff Webb	Sr.	2005	92	1,109	10
18.	Webster Slaughter	Sr.	1985	82	1,071	10
19.	Tom Reynolds	Sr.	1971	67	1,070	7
20.	Az Hakim	So.	1995	57	1,022	8
21.	Will Blackwell	Jr.	1996	60	1,000	11
	---	---	---	---	---	---
	Colin Lockett	So.	2011	52	885	5

Points

Rk	Name	Year	Pts.
1.	Marshall Faulk	1993	24 TD
	Paul Hewitt	1987	24 TD
3.	Marshall Faulk	1991	23 TD, 1 2XP
4.	George Jones	1995	23 TD
5.	Ronnie Hillman	2011	20 TD
6.	Ronnie Hillman	2010	18 TD
	Tom Reynolds	1969	18 TD
8.	Andy Trakas	1990	53 XP, 18 FG
9.	Abel Perez	2010	54 XP, 17 FG
10.	Jim Allison	1964	16 TD

Touchdowns

Rk	Name	Year	TD's
1.	Marshall Faulk	1993	24
	Paul Hewitt	1987	24
3.	George Jones	1995	23
	Marshall Faulk	1991	23
5.	Ronnie Hillman	2011	20
6.	Ronnie Hillman	2010	18
	Tom Reynolds	1969	18
8.	Jim Allison	1964	16
9.	Larry Ned	2001	15
	Marshall Faulk	1992	15

Season Records (cont.)

PAT

Rk	Name	Year	PAT's
1.	Al Limahelu	1969	59
2.	Abelardo Perez	2010	54
3.	Andy Trakas	1990	53
4.	Peter Holt	1993	45
5.	Abelardo Perez	2011	44
	Al Limahelu	1970	44
7.	Peter Holt	1996	41
8.	Peter Holt	1995	40
	Andy Trakas	1991	40
10.	Andy Trakas	1992	39
	Chris O'Brien	1985	39
	Benny Ricardo	1973	39

Tackles For Loss

Rk	Name	Year	TFL
1.	Jack Eaton	1985	24
2.	Levi Esene	1984	22
	Doug Reed	1982	22
4.	Kevin Richey	1979	21
	Mike Douglass	1976	21
6.	Miles Burris	2010	20
	Andy Coviello	1991	20
	Mike Stevens	1984	20
	James Johnson	1983	20
10.	Miles Burris	2011	19
	Kabeer Gbaja-Biamila	1999	19

Quarterback Sacks

Rk	Name	Year	Sacks
1.	Mike Douglass	1976	21.0
2.	Brett Faryniarz	1987	13.0
3.	Kabeer Gbaja-Biamila	1997	12.5
	Andy Coviello	1991	12.5
5.	Kabeer Gbaja-Biamila	1999	11.0
6.	Levi Esene	1986	10.5
7.	Miles Burris	2010	9.5
	Jack Eaton	1985	9.5
9.	Doug Reed	1982	9.0
	Kevin Richey	1979	9.0

	Miles Burris	2011	8.0

Passes Broken Up

Rk	Name	Year	PBU
1.	Marlon Andrews	1990	22
2.	Ricky Sharpe	2002	16
3.	Jacob Elimimian	2003	14
	Jeff Shoate	2003	14
	Eric Lewis	1995	14
	Ricky Parker	1995	14
	Tory Nixon	1984	14
8.	Leon McFadden	2011	13
	Donny Baker	2004	13
	Gary Taylor	1991	13

Forced Fumbles

Since 1980

Rk	Name	Year	FF
1.	Kevin Mitchell	1980	6
2.	Robert Griffith	1990	5
	Mike Fox	1982	5
4.	Miles Burris	2010	4
	Heath Farwell	2004	4
	Kirk Morrison	2003	4
	Heath Farwell	2002	4
	Jeff Shoate	2001	4
	Andy Osborne	1997	4
	Robert Griffith	1991	4
	Kabeer Gbaja-Biamila	1996	4

	Jake Fely	2011	3
	Larry Parker	2011	3

Recovered Fumbles

Rk	Name	Year	FR
1.	Kevin Mitchell	1980	6
2.	Kirk Morrison	2002	5
3.	Lou Foster	1991	4
	Ken Moore	1983	4
	Bob Epps	1979	4
6.	Miles Burris	2011	3
	Russell Allen	2008	3
	Antwan Applewhite	2005	3
	Kirk Morrison	2004	3
	Ricky Sharpe	2000	3
	Andy Osborne	1997	3
	Mitch Burton	1988	3
	Levi Esene	1984	3
	David Croudip	1982	3
	Rick Carusa	1980	3
	Terrell Ward	1979	3

Interceptions

Rk	Name	Year	INT's
1.	Ed Ricketts	1951	12
2.	Tom Deckert	1969	8
3.	Larry Parker	2011	7
	Galen Pavelko	1969	7
	Fred Bates	1950	7
6.	Ricky Parker	1995	6
	John Wesselman	1989	6
	Vernon Dean	1981	6
	Terry Jackson	1977	6
	Monte Jackson	1974	6
	John Beck	1967	6
	David Lawson	1964	6
	Verne Dodds	1954	6
	Ed Fletcher	1952	6

Punt Average

Rk	Name	Year	No. -Yds.	Avg.
1.	Noel Prefontaine	1996	48-2,234	46.54
2.	Mike Saxon	1983	57-2,592	45.47
3.	Brian Stahovich	2010	53-2,406	45.39
4.	Michael Hughes	2005	67-3,003	44.82
5.	Michael Hughes	2007	72-3,163	43.93
6.	Brian Stahovich	2009	61-2,674	43.84
7.	Brian Simjanovski	2001	63-2,747	43.60
8.	Brian Stahovich	2011	57-2,472	43.37
9.	Don Copeland	1997	65-2,797	43.03
10.	Noel Prefontaine	1995	52-2,235	42.98

SAN DIEGO STATE QUICK FACTS

Location: San Diego, Calif.
Founded: 1897
Nickname: Aztecs
Colors: Scarlet and Black
Conference: Mountain West
Enrollment: 32,396
Stadium: Qualcomm Stadium (Natural Grass/54,000)
President: Dr. Elliot Hirshman
Director of Athletics: Jim Sterk
Assistant Athletic Director/Media Relations: Mike May
Office Phone: 619.594.5547, **Cell Phone:** 619.957.8372
Website: www.GoAztecs.com
Assistant Media Relations Director: Peggy Curtin
Office Phone: 619.594.5547, **Cell Phone:** 619.540.6146
Assistant Media Relations Director: Jamie McConeghy
Office Phone: 619.594.5547, **Cell Phone:** 607.435.5577

FOOTBALL INFORMATION

Offensive Formation: Pro-Style
Defensive Formation: 3-3-5
Overall Record: 8-4
Conference Record (Standing): 4-3/4th

COACHING STAFF

Name (Alma Mater, Year)	Title
Rocky Long (New Mexico '74)	Head Coach/Defensive Coordinator
Andy Ludwig (Portland State '88)	Offensive Coordinator/Tight Ends
Jeff Horton (Nevada '81)	Asst. Head Coach/Running Backs
Dan Finn (Northern Arizona '02)	Offensive Line
Daniel Gonzales (New Mexico '98)	Safeties
Osia Lewis (Oregon State '86)	Defensive Line
LeCharls McDaniel (Cal Poly '81)	Wide Receivers/Special Teams
Kevin McGarry (San Diego '79)	Linebackers
Brian Sipe (San Diego State)	Quarterbacks
Tony White (UCLA '02)	Cornerbacks/Recruiting Coordinator

LOUISIANA-LAFAYETTE QUICK FACTS

Location: Lafayette, La.
Founded: 1898
Nickname: Ragin' Cajuns
Colors: Vermilion (PMS 193) & White
Conference: Sun Belt Conference
Enrollment: 15,418
Stadium: Cajun Field (Pro Gross Synthetic Turf System/31,000)
President: Dr. E Joseph Savoie
Director of Athletics: Scott Farmer
Assistant Sports Information Director: Jeff Schneider
Office Phone: 337.482.6332, **Cell Phone:** 225.241.8430
Office Phone: schneider@louisiana.edu
Website: www.ragincajuns.com

FOOTBALL INFORMATION

Offensive Formation: Multiple
Defensive Formation: Hybrid 4-3
Overall Record: 8-4
Conference Record (Standing): 6-2 (3rd)

COACHING STAFF

Name (Alma Mater, Year)	Title
Mark Hudspeth (Delta State '92)	Head Coach
Reed Stringer (Delta State '01)	Asst. H.C./Recruiting Coord./Tight Ends
Jay Johnson (Northern Iowa '92)	Offensive Coordinator/Quarterbacks
Troy Stewart (Troy '88)	Defensive Coordinator/Linebackers
Timothy Edwards (Delta State '91)	Defensive Line
Marquase Lovings (Howard '06)	Running Backs
Jorge Munoz (Bethany College '98)	Wide Receivers
Mitch Rodrigue (Nicholls State '88)	Run Game Coord./Offensive Line
Tim Rebowe (Louisiana State '87)	Safeties
David Saunders (Auburn '82)	Asst. Recruiting Coordinator/Cornerbacks

SCHEDULE & RESULTS

Date	Opponent (Pre-bowl record)	W/L	Score	Att.	TV
Sept. 3	Cal Poly (6-5)	W	49-21	34,384	The Mtn., 4SD
Sept. 10	at Army (3-9)	W	23-20	26,778	CBS Sports, 4SD
Sept. 17	Washington State (4-8)	W	42-24	57,286	The Mtn., 4SD
Sept. 24	at Michigan (10-2)	L	7-28	110,707	Big Ten Network
Oct. 8	TCU (10-2)	L	14-27	44,248	CBS Sports, 4SD
Oct. 13	at Air Force (7-5)	W	41-27	27,490	CBS Sports, 4SD
Oct. 29	Wyoming (8-4)	L	27-30	29,730	The Mtn., 4SD
Nov. 5	New Mexico (1-11)	W	35-7	28,362	The Mtn., 4SD
Nov. 12	at Colorado State (3-9)	W	18-15	16,811	The Mtn., 4SD
Nov. 19	Boise State (11-1)	L	35-52	52,256	CBS Sports, 4SD
Nov. 26	at UNLV (2-10)	W	31-14	19,075	The Mtn., 4SD
Dec. 3	Fresno State (4-9)	W	35-28	32,790	CBS Sports, 4SD

STATISTICAL LEADERS

Rushing	Att.	Yds.	Avg.	TD	Avg./G	Long			
Ronnie Hillman	287	1,656	5.8	19	138.0	99			
Passing	Comp.	Att.	Int.	Pct.	Yds.	TD	Eff.		
Ryan Lindley	209	398	8	52.5	2,740	20	122.90		
Receiving	Rec.	Yds.	Avg.	TD	Avg./G	Long			
Colin Lockett	52	885	17.0	5	73.8	68			
Tackles	UT	AT	TT	TFL	Sack	INT	PD	FF	FR
Miles Burris	45	27	72	19.0	8.0	0	1	0	3

SCHEDULE & RESULTS

Date	Opponent (Pre-bowl record)	W/L	Score	Att.	TV
Sept. 3	Oklahoma State (11-1)	L	34-61	55,382	Fox College
Sept. 10	Kent State (5-7)	W	20-12	10,386	
Sept. 17	Nicholls State (1-11)	W	38-21	28,741	R.C. TV Net.
Sept. 24	FIU (8-4)	W	36-31	16,780	ESPN3
Oct. 1	Florida Atlantic (1-11)	W	37-34	26,339	R.C. TV Net.
Oct. 8	Troy (3-9)	W	31-17	29,775	ESPN3
Oct. 15	North Texas (5-7)	W	30-10	32,823	R.C. TV Net.
Oct. 22	Western Kentucky (7-5)	L	23-42	15,122	
Oct. 29	Middle Tennessee (2-10)	W	45-20	13,500	Sun Belt TV
Nov. 5	La.-Monroe (4-8)	W	36-35	28,176	Sun Belt TV
Nov. 12	Arkansas State (10-2)	L	21-30	20,261	
Nov. 26	Arizona (4-8)	L	37-45	38,819	

STATISTICAL LEADERS

Rushing	Att.	Yds.	Avg.	TD	Avg./G	Long			
Alonzo Harris	149	638	4.3	8	58.0	28			
Passing	Comp.	Att.	Int.	Pct.	Yds.	TD	Eff.		
Blaine Gautier	192	304	5	63.2	2,488	20	150.33		
Receiving	Rec.	Yds.	Avg.	TD	Avg./G	Long			
Javone Lawson	54	899	16.6	6	74.9	60			
Tackles	UT	AT	TT	TFL	Sack	Int	PD	FF	FR
Lance Kelley	59	48	107	8.5	3.0	3	6	2	1