



# COLORADO STATE

## FOOTBALL

15 CONFERENCE CHAMPIONSHIPS | 17 BOWL GAME APPEARANCES | 45 WEEKS IN THE POLLS SINCE 1994 | 29 ALL-AMERICANS  
257 FIRST-TEAM ALL-CONFERENCE SELECTIONS | 3 COLLEGE FOOTBALL HALL OF FAME SELECTIONS | 1 JIM THORPE AWARD WINNER

**Primary Contact:** Kyle Neaves, Associate Athletic Director for Communications • Kyle.Neaves@colostate.edu • (228) 424-6921 • @KyleNeavesCSU  
**Secondary Contact:** Mike Brohard, Assistant Director for Athletics Communications and Content Development • Mike.Brohard@colostate.edu • (970) 290-0650 • @MBrohard

## GAME 6

### vs. San Diego State

8:00 p.m. MT | Oct. 5, 2019 | Canvas Stadium (41,000)

**ON TV:** **Play-by-Play:** Mike Couzens  
**Analyst:** Kirk Morrison  
**Reporter:** Taylor McGregor

**RADIO:** **Play-by-Play:** Brian Roth  
**Analyst:** Mark Driscoll  
**Reporters:** Marty Cesario  
Kevin McGlue

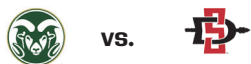
**Colorado State Sports Network:** KARS 102.9 FM  
**Internet Radio:** SiriusXM Ch. 972 and TuneIn app

### COLORADO STATE RAMS (1-4, 0-1 MW)

DATE	OPPONENT	TIME (MT)	TV/RESULT
<b>AUGUST/SEPTEMBER</b>			
30	vs. Colorado (Denver)	8 p.m.	L, 31-52
7	Western Illinois	2 p.m.	W, 38-13
14	at Arkansas	2 p.m.	L, 34-55
21	Toledo	8:15	L, 35-41
28	at Utah State*	5:30 p.m.	L, 24-34
<b>OCTOBER</b>			
5	San Diego State*	8 p.m.	ESPN 2
11	at New Mexico	6 p.m.	CBS Sports Network
26	at Fresno State*	TBD	ESPN Networks
<b>NOVEMBER</b>			
2	UNLV*	1:30 p.m.	AT&T SportsNet
16	Air Force*	TBD	ESPN Networks
22	at Wyoming*	7:30 p.m.	ESPN2
29	Boise State*	1:30 p.m.	CBS SN

### SAN DIEGO STATE AZTECS (3-1, 0-1 MW)

DATE	OPPONENT	TIME (PT)	TV/RESULT
<b>AUGUST/SEPTEMBER</b>			
31	Weber State	6 p.m.	W, 6-0
7	at UCLA	1:15 p.m.	W, 23-14
14	at New Mexico State	5 p.m.	W, 31-10
21	Utah State*	7:30 p.m.	L, 17-23
<b>OCTOBER</b>			
5	at Colorado State*	7 p.m.	ESPN 2
12	Wyoming*	7:30 p.m.	CBS Sports Net.
19	at San Jose State*	4 p.m.	Facebook
26	at UNLV*	7:30 p.m.	CBS Sports Net.
<b>NOVEMBER</b>			
9	Nevada*	TBA	ESPN Networks
15	Fresno State*	6:30 p.m.	ESPN 2
23	at Hawai'i*	9 p.m.	Spectrum Sports
30	BYU	6 p.m.	CBS Sports Net.



COLORADO STATE VS. SAN DIEGO STATE.....	14-20-1
Mike Bobo vs. San Diego State .....	1-1
Rocky Long vs. CSU.....	7-7
in Fort Collins .....	5-10

### NOTING THE RAMS

- Colorado State University is celebrating its 150th anniversary, it's sesquicentennial celebration, this year. As part of that celebration, the team will wear a white helmet which features the current Rams-head logo on the side, a 150th celebration sticker on the back and an EDGE sticker on the front during the 2019 Homecoming game vs. San Diego State.
- The Rams enter year five under head coach Mike Bobo, a former quarterback and offensive coordinator at Georgia. Bobo became the 22nd head coach in program history when he was hired on Dec. 23, 2014.
- Bobo became the first CSU coach to win seven regular season games in his first season as the program's head coach as well as the first to lead CSU to a bowl game in each of his first three seasons.
- The Rams continued a trend of playing talent, regardless of class, under Mike Bobo in the season opener vs. Colorado. Five true freshmen appeared in the game including two as starters, WR Dante Wright and OL Nouredin Nouili. The pair became the 15th and 16th true freshmen to start in a game under Bobo's leadership (since 2015). **More on Page 11**
- After returning from a pair of ACL tears that hampered him in the 2016 season and before spring 2018, quarterback Collin Hill was off to a blazing fast start in 2019. However, Hill suffered a third ACL tear in his left knee when he was hit low at Arkansas.
- In his place, quarterback Patrick O'Brien started his first career game against Toledo. The offense didn't miss a beat as they tallied a school-record 694 yards including 405 passing yards, against Toledo.
- The Rams return two starters on the offensive line, Jeff Taylor and Barry Wesley, who came to the program as a walk-on, started all 12 games as a redshirt freshman and played all five positions. **Offensive Line Starts by Position on Page 18**
- True freshman Nouredin Nouili became CSU's first true freshman to start on the offensive line in a season opener in at least the last 30 years. **More on Page 12**

### NOTING THE GAME

- CSU opens the home portion of their Mountain West schedule vs. San Diego State. The game has been designated as the annual Homecoming contest.
- There have been 95 Homecoming games played since 1922; the 2019 game will be the 96th contest. CSU has a 49-44-1 (.526) record on homecoming day with a lone tie in 1951 against Utah State.
- The Rams have hosted San Diego State six times for Homecoming and carry a 4-2 record in those games into Saturday's matchup. CSU has won five straight Homecoming games dating back to 2014, the longest streak since winning five straight between 1996-2000.
- Over the most recent five-game run, Homecoming games have been close affairs. All but one (Air Force, 2015; 38-23) have been decided by one score and the previous two (Nevada, 2017; New Mexico 2018) were just two-point victories.
- The game will feature head coaches calling opposing sides of the football, a rare occurrence in college football. Mike Bobo calls CSU's offense and Rocky Long calls SDSU's defense.

### WHERE TO FIND IT

#### GENERAL

Media Information .....	2
Weekly Schedule.....	2
Mike Bobo .....	8
Bobo Record Book.....	9
This Week in CSU.....	10
Rule Changes .....	12
MW Standings.....	13
CSU Rosters.....	15-16
What Returns.....	16

#### ON THE GAME

Game Center .....	3
Depth Chart .....	7
Assistant Coaches.....	7
Record Breakdown .....	11

#### NOTEBOOK

Offensive Notes.....	4
Defensive Notes .....	5
Special Teams Notes .....	6
Schedule Notes .....	6
2019 Notebook.....	11-14
Start Chart .....	13
Games Played Chart .....	14
Game Notables.....	19
The Last Time .....	21-22
Game Recaps.....	24-28

#### STATISTICS

Opening Drives.....	17
Position/Game Starts...18	
Explosive Plays .....	19
Turnovers/Big Plays.....	20
Drive Summaries.....	23
Stat Packet.....	29

### NUMBERS TO WATCH

# 47.2

At 47.2 yards per punt, CSU's Ryan Stonehouse is the NCAA's active career leader in punting average.

# 3

With 3 true freshmen starters (Wright, Nouli, Camper), CSU is starting more true freshmen than all but one team in the Mountain West (Fresno State).

# 10

CSU's game at Utah was the first time CSU has had two defensive linemen register double-digit tackles since at least 2000.



## Media INFORMATION

**WORKING CREDENTIALS:** To request credentials, contact the Communications office. All requests should be made as early as possible and should be limited to working press only. Working space in the Canvas Stadium press box is limited and a photo work room is available on the ground level for credentialed photographers.

**MEDIA WILL-CALL:** If not received by mail, credentials may be picked up at the Staff/Media Entrance inside Canvas Stadium. Please be mindful that parking passes cannot be picked up at will-call and must be received prior to gameday.

**PHOTOGRAPHERS:** Credentials for photographers will be issued on the basis of circulation, with priority granted to agencies covering the participating schools on a regular basis. Per NCAA rules, images or likeness of current student-athletes may not be sold, distributed or used for commercial purposes.

**SIDELINE ACCESS:** Excluding select portions of the game, media sideline access is reserved for photographers/videographers. Credentialed photographers/videographers who arrive on the sideline without proper equipment will be removed from the sideline. Credentials must be worn at all times on the sideline. When on the sideline, media must remain outside the bench area. This includes during pre-game activities.

**RECRUITS:** Per NCAA rule, media are not permitted to have contact with a prospect or family members of a prospect during their visit (official or unofficial) to campus, including prospects in attendance at practice or games. Contact includes in-person conversations, phone calls, text messages, e-mails, etc. Media are also asked to make every effort to keep distance from prospects on campus, including at practice, during pre-game activities on the sidelines and in the stands.

**GAMEDAY SERVICES:** Members of the media covering CSU will be provided with pregame notes for both teams, a game program and a flipcard. Approximately 30 minutes following the completion of the game, a final statistical book, including complete team and individual stats, running play-by-play and postgame quotes from players and coaches, will be available.

**POSTGAME INTERVIEWS:** For home games, head coach Mike Bobo and select student-athletes will hold a postgame news conference with the media in the press conference room on the field level of Canvas Stadium. Media members covering the press conference can take the press box elevator down to the Field Level (FL) and proceed to the room straight ahead.

**PRACTICES:** CSU football practices are open to media Tuesday and Wednesday for periods 1 through 4. Video is permitted for individual drills only during the open periods, although media may be alerted of other portions that are not available for video. Requests for players and assistants should be made by 11 a.m. on the day of practice.

### COLORADO STATE ATHLETIC COMMUNICATIONS

<b>Kyle Neaves</b>	<b>Associate A.D./Communications</b>
Kyle.Neaves@colostate.edu	Cell: (228) 424-6921
Primary Football Contact	
<b>Mike Brohard</b>	<b>Assistant Communications Dir.</b>
Mike.Brohard@colostate.edu	Cell: (970) 290-0650
Secondary Football Contact	
<b>John Martin</b>	<b>Assistant Communications Dir.</b>
John.A.Martin@colostate.edu	
<b>Jeff Schmidt</b>	<b>Communications Coordinator</b>
Jeff.Schmidt@colostate.edu	
<b>Austin Hannon</b>	<b>Communications Coordinator</b>
Austin.Hannon@colostate.edu	
<b>John Hirn</b>	<b>Historian</b>
football@coloradoaggies.com	

**Mailing Address:**  
CSU Athletic Communications  
Campus Delivery 0120  
Fort Collins, CO 80523

### WEEKLY PRESS CONFERENCE

Coach Mike Bobo will hold his weekly press conference each Monday during a game week at Noon in the press conference room on the field level of Canvas Stadium.

#### Weekly Press Conference Dates:

September 2	October 21
September 9	October 28
September 16	November 11
September 23	November 18
September 30	November 25
October 7	

### COLLEGEPRESSBOX.COM

Now in its 15th season, collegepressbox.com is the official media website of Division I football. Access is provided to approved members of the media as well as a variety of working professionals in the college football industry, including coaches, scouts, analysts and more. In order to be provided with the full range of content, you must register and be approved for access, a process that takes just a few minutes.

## WEEK 6 SCHEDULE

**29**  
SUNDAY

No availability

**30**  
MONDAY

**Press Conference**  
Noon

Canvas Stadium  
Media Room

Mike Bobo available

**1**  
TUESDAY

**Practice**  
3:50-5:50 p.m.

Mike Bobo and  
Offensive Players  
available

**2**  
WEDNESDAY

**Practice**  
3:50-5:30 p.m.

Mike Bobo and  
Defensive Players  
available

**3**  
THURSDAY

No Availability

**4**  
FRIDAY

No Availability

**5**  
SATURDAY

**Game #6**  
San Diego State  
8:00 p.m. MT  
ESPN 2

**Post Game**  
Coach Bobo and  
select players  
available.



LAST MEETING

Nov. 26, 2016 • Qualcomm Stadium • San Diego, Calif. • 34,223



Colorado State	63
San Diego State	31

Quarter Breakdown

	1	2	3	4	Total
Colorado State	21	21	14	7	63
San Diego State	7	17	0	7	31

Scoring Summary

First Quarter

- 12:35 CSU Gallup 35 pass from Stevens (Bryan kick), 2:25
- 8:12 CSU Clark 27 pass from Stevens (Bryan kick)
- 5:41 SDSU Wells 25 pass fro Chapman (Baron kick)
- 3:07 CSU Matthews 3 run (Bryan kick)

Second Quarter

- 14:11 SDSU Holder 25 pass from Chapman (Baron kick)
- 11:39 SDSU Baron 34 FG
- 7:14 CSU Gallup 18 pass from Stevens (Bryan kick)
- 4:59 CSU Ruiz 91 punt return (Bryan kick)
- 2:24 SDSU Pumphrey 7 run (Baron kick)
- :15 CSU Ruiz 5 pass from Stevens (Bryan kick)

Third Quarter

- 4:53 CSU Gallup 6 pass from Clark (Bryan kick)
- :59 CSU Kinsey Jr. 27 run (Bryan kick)

Fourth Quarter

- 12:54 CSU Matthews 4 run (Bryan kick)
- 4:50 SDSU Washington 81 run (Baron kick)

	CSU	SDSU
FIRST DOWNS	23	16
RUSHES-YARDS (NET)	46-291	39-194
PASSING YDS (NET)	218	183
Passes Att-Comp-Int	11-16-0	11-19-1
TOTAL OFFENSE PLAYS-YARDS	62-507	58-377
Fumble Returns-Yards	0-0	0-0
Punt Returns-Yards	1-96	1-6
Kickoff Returns-Yards	4-87	9-169
Interception Returns-Yards	1-0	0-0
Punts (Number-Avg)	4-37.8	4-38.5
Fumbles-Lost	1-0	1-1
Penalties-Yards	6-65	6-50
Possession Time	32:09	27:51
Third-Down Conversions	8 of 12	5 of 12
Fourth-Down Conversions	0 of 0	0 of 1
Red-Zone Scores-Chances	5-5	2-2

Colorado State

Rushing	No	Yds	TD	Lg	Avg
Matthews, Izzy	14	104	2	41	7.4
Dawkins, Dalyn	15	103	0	22	6.9
Kinsey Jr., Marvin	14	61	1	27	4.4
Clark, Detrich	3	23	0	9	7.7

Passing	Cmp	Att	Int	Yds	TD	Lg
Stevens, Nick	10	15	0	210	4	35
Clark, Detrich	1	1	0	6	1	6

Receiving	No	Yds	TD	Lg
Gallup, Michael	7	139	3	35
Ruiz, Robert	2	40	1	35
Clark, Detrich	1	27	1	27
Fackrell, Dalton	1	10	0	10

Tackles	UA-A	Total	Sacks
Davis, Kevin	7-2	9	0.0
Schlager, Jake	3-2	5	0.0

San Diego State

Rushing	No	Yds	TD	Lg	Avg
Washington, Juwan	6	92	1	81	15.3
Pumphrey, Donnel	18	53	1	11	2.9
Chapman, Christian	5	25	0	12	5.0
Penny, Rashaad	4	15	0	16	3.8
Wormhoudt, Tyler	2	8	0	6	4.0
Agnew, Ryan	2	6	0	5	3.0
Team	1	-1	0	-1	-1.0'
Malthis, Kendrick	1	-4	0	-4	-4.0

Passing	Cmp	Att	Int	Yds	TD	Lg
Chapman, Christian	11	19	1	183	2	37

Receiving	No	Yds	TD	Lg
Holder, Mikah	3	87	1	37
Wells, David	2	42	1	25
Bawden, Nick	3	32	0	12
Pumphrey, Donnel	1	8	0	8
Truxton, Quest	1	8	0	8
Penny, Rashaad	1	6	0	6

Tackles	UA-A	Total	Sacks
Smith, Ron	2-7	9	0.0
Lomax, Trey	5-2	7	0.0

QUICK FACTS

	CSU	SDSU
Location	Fort Collins, Colo.	San Diego, Calif.
Founded	1870	1897
Enrollment	33,769	32,005
Nickname	Rams	Aztecs
Colors	Green and Gold	Scarlet and Black
Home Stadium	Canvas Stadium	SDCCU Stadium
Stadium Capacity	41,000	54,000
Conference Affiliation	Mountain West	Mountain West
2019 Record	1-3	3-1
2019 Conference Record	0-0	0-1
2018 Conference Finish	5th, Mountain	4th, West

TEAM COMPARISON

2019 STATS

	CSU	SDSU
Scoring Offense	32.4	19.3
Scoring Defense	39.0	11.8
Rushing Yards	181.6	145.5
Rushing Defense	239.6	52.3
Passing Yards	319.4	199.5
Passing Defense	200.6	227.5
Total Offense	501.0	345.0
Total Defense	440.2	279.8
Interceptions Lost/Gained	3/2	3-6
Fumbles Lost/Gained	9/4	1-2
Penalties/Yards	7.0/67.0	5.2/40.5
Time of Possession	31:59	35:34
Third Down Off./Def.	37.0%/35.0%	37.3%/38.2%
Fourth Down Off./Def.	50.0%/71.0%	44.4%/16.7%
Sacks For/Allowed	9/8	3/8
Touchdowns For/Allowed	20/24	8/5
Field Goal Attempts	7-13	7-8
Red Zone Touchdowns Off./Def.	65.0%/56.0%	42.8%/37.5%

NCAA RANKING COMPARISON

2019 RANKINGS

	CSU	SDSU
Scoring Offense	56	117
Scoring Defense	123	8
Rushing Offense	55	82
Rushing Defense	123	2
Passing Offense	14	103
Passing Defense	39	73
Total Offense	16	109
Total Defense	106	16
First Downs Offense	18	90
First Downs Defense	96	13
Penalty Yards	114	13
Turnover Margin	118	17
Sacks For	88	46
Sacks Against	51	58
Third Down Offense	90	76
Third Down Defense	52	65
Red Zone Offense	43	97
Red Zone Defense	94	2

SERIES BREAKDOWN

SERIES  
SDSU leads 14-20

SCORE	W/L	DATE	HOST
63-31	W	11/26/16	SDSU
17-41	L	10-31-15	CSU
14-38	L	10-13-12	SDSU
15-18	L	11-12-11	CSU
19-24	L	11-6-10	SDSU
28-42	L	10-24-09	CSU
38-34	W	10-25-08	SDSU
20-24	L	10-6-07	CSU
6-17	L	12-2-06	SDSU
10-30	L	11-12-05	CSU
21-17	W	10-16-04	SDSU
21-6	W	11-15-03	CSU
49-21	W	11-16-02	SDSU
7-14	L	9-22-01	CSU
34-22	W	10-28-00	SDSU
10-17	L	10-16-99	CSU
38-17	W	11-22-97	SDSU
27-18	W	10-26-96	CSU
24-13	W	11-25-95	SDSU
19-17	W	9-24-94	CSU
3-30	L	10-16-93	SDSU





# Special Teams NOTES

**K**



**#83 Braxton Davis**  
5-11, 180, r-Sr., Fort Collins, Colo.  
**OR**

- Has appeared in 44 career games
- Saw action in four games in 2018, allowing him to redshirt
- Made his first career FG against WIU (41 yards)
- His 240 kickoff attempts have resulted in 121 touchbacks

Year	GP/GS	FG	FGA	Lg.	PAT	Pts.
2019	4/-	1	2	41	1-1	4
<b>Career</b>	<b>45/-</b>	<b>1</b>	<b>4</b>	<b>41</b>	<b>4-4</b>	<b>7</b>
<b>Car. Highs:</b>	<b>1</b>	<b>2</b>	<b>--</b>	<b>3-3</b>	<b>4</b>	<b>4</b>



**#90 Max Poduska**  
6-0, 185, r-Fr., Fort Collins, Colo.  
**OR**

- Made good on his only FG attempt (42) and all three PAT attempts
- Transferred to CSU from Kanas State, where he redshirted in 2018
- A local product, he graduated from Rocky Mountain High School
- Was 8-of-13 on field goals as a prep

Year	GP/GS	FG	FGA	Lg.	PAT	Pts.
2019	2/-	1	3	42	8-8	11
<b>Career</b>	<b>2/-</b>	<b>1</b>	<b>3</b>	<b>42</b>	<b>8-8</b>	<b>6</b>
<b>Car. Highs:</b>	<b>1</b>	<b>1</b>	<b>42</b>	<b>4-4</b>	<b>6</b>	<b>6</b>

**#95 Cayden Camper**  
6-5, 205, Fr., Pueblo, Colo.

- Saw his first action vs. Arkansas, hitting 2-of-3 attempts, including a 46 yarder
- First CSU kicker in 2019 to make two field goals in one game
- An in-state player, prepped at Pueblo County HS

Year	GP/GS	FG	FGA	Lg.	PAT	Pts.
2019	3/0	5	8	46	10-10	25
<b>Car. Highs:</b>	<b>2</b>	<b>3</b>	<b>46</b>	<b>4-4</b>	<b>10</b>	<b>10</b>

**P**



**#41 Ryan Stonehouse**  
5-9, 171, Jr., La Verne, Calif.

- Rams' career leader in punting average at 47.4 yards and a second team All-American in 2018
- Has one pass attempt, a completion good for 11 yards, against Utah State in 2018
- Father, Paul, punted for Stanford (1989-92), and uncle, John, punted for USC (1992-94)
- CSU's lone representative on the 2019 preseason all-Mountain West team

Year	GP/GS	Punt	Yds.	Avg.	I-20	LG
2019	5/-	22	1,027	46.7	4	59
<b>Career</b>	<b>30/-</b>	<b>133</b>	<b>6,278</b>	<b>47.2</b>	<b>46</b>	<b>70</b>
<b>Car. Highs:</b>	<b>9</b>	<b>439</b>	<b>56.8</b>	<b>--</b>	<b>70</b>	<b>70</b>

**LS**



**#86 Ross Reiter**  
5-11, 231, So., Phoenix, Ariz.

- Served as Rams' longsnapper as a true freshman
- Posted four special teams tackles
- Earned Academic All-Mountain West honors
- No. 2 rated longsnapper out of high school

Year	GP/GS
2019	5/-
2018	12/-
<b>Career</b>	<b>17/-</b>

**PR**



**#23 Dante Wright**  
5-8, 168, Fr., Navarre, Fla.

- The Rams' primary punt returner this season
- Averaging 143.7 all-purpose yards
- Best return of young career came against WIU
- An offensive starter at receiver

Year	PR/Yds.	Lg.	KR/Yds.	Lg.	TD
2019	8/51	20	-/-	-	0
<b>Career</b>	<b>8/51</b>	<b>20</b>	<b>-/-</b>	<b>-</b>	<b>0</b>
<b>Car. Highs:</b>	<b>4/35</b>	<b>20</b>	<b>-/-</b>	<b>14</b>	<b>0</b>

**#10 Tywan Francis**  
5-10, 194, So., New Orleans, La.

- Played in 11 games as a true freshman in 2018
- Had his first career start vs. Utah State
- Recorded a career-best six tackles vs. the Aggies

Year	PR/Yds.	Lg.	KR/Yds.	Lg.	TD
2019	--	--	--	--	--
<b>Car. Highs:</b>	<b>--</b>	<b>--</b>	<b>--</b>	<b>--</b>	<b>--</b>

**KR**



**#14 Anthony Hawkins**  
5-10, 201, Sr., Arlington, Texas

- Returned to kick returning duties after leading the team in 2018
- Started opener at cornerback
- Only Ram to return a kickoff this season
- Best return of the season came at Arkansas

Year	PR/Yds.	Lg.	KR/Yds.	Lg.	TD
2019	-/-	-	8/190	32	0
<b>Career</b>	<b>-/-</b>	<b>-</b>	<b>29/646</b>	<b>51</b>	<b>0</b>
<b>Car. Highs:</b>	<b>-/-</b>	<b>-</b>	<b>3/89</b>	<b>51</b>	<b>0s</b>

**#5 Marvin Kinsey, Jr.**  
6-0, 211, Sr., Atlanta, Ga.

- Has played in 35 games, all in a reserve role
- Rushed for 127 yards against New Mexico as a freshman (2016)
- Hit the Lobos for a 75-yard scoring run as three backs surpassed 100 yards

Year	PR/Yds.	Lg.	KR/Yds.	Lg.	TD
2019	--	--	-/-	--	--
<b>Car. Highs:</b>	<b>--</b>	<b>--</b>	<b>1/2</b>	<b>2</b>	<b>--</b>

## 2019 SCHEDULE NOTES AND RESULTS

DATE	OPPONENT (RECORD)	LOCATION	BROADCAST	TIME (MT)	RESULT/SERIES	NOTES
Aug. 30	<b>vs. COLORADO (3-1)</b> Buffaloes	Denver, Co. Broncos Stadium at Mile High	ESPN	8 p.m.	L, 31-52 CU 67-22-2	Last Rocky Mountain Showdown played in Denver
Sept. 7	<b>WESTERN ILLINOIS (0-4)</b> Leathernecks	Fort Collins Canvas Stadium	AT&T Sports Net	2 p.m.	W, 38-13 CSU 1-0	CSU opens game with 75-yard TD pass, Hill to Wright
Sept. 14	<b>at ARKANSAS (2-3)</b> Razorbacks	Fayetteville, Ark. Reynolds Stadium	SEC Network	2 p.m.	L, 34-55 Arkansas 4-1	Razorbacks scored 21 unanswered in the fourth quarter
Sept. 21	<b>TOLEDO (3-1)</b> Rockets	Fort Collins Canvas Stadium	ESPN2	8:15 p.m.	L, 35-41 Toledo 2-1	Rams amass 694 yards of total offense in loss
Sept. 28	<b>at UTAH STATE (3-1)</b> Aggies	Logan, Utah Maverik Stadium	CBS Sports Net.	5:30 p.m.	L, 24-34 CSU 39-35-2	Defense forces four turnovers as Rams drop MW opener
Oct. 5	<b>SAN DIEGO STATE (3-1)</b> Aztecs	Fort Collins Canvas Stadium	ESPN TBD	TBD	San Diego State leads 20-14	Rams hosting SDSU for 2019 Homecoming Game/Stripe Out
Oct. 11	<b>at NEW MEXICO (2-2)</b> Lobos	Albuquerque, N.M. Dreamstyle Stadium	CBS Sports Net	6 p.m.	Colorado State leads 41-25	CSU playing on a short week for first time in 2019 (six days)
Oct. 26	<b>at FRESNO STATE (2-2)</b> Bulldogs	Fresno, Calif. Bulldog Stadium	ESPN TBD	TBD	Colorado State leads 9-5	Rams face the defending MW champions for 1st time since 2016
Nov. 2	<b>UNLV (1-3)</b> Rebels	Fort Collins Canvas Stadium	AT&T Sports Net	1:30 p.m.	Colorado State leads 15-6-1	CSU currently riding a three-game winning streak over UNLV
Nov. 16	<b>AIR FORCE (3-1)</b> Falcolns	Fort Collins Canvas Stadium	ESPN TBD	TBD	Air Force leads 35-21-1	Rams looking to snap a three-game losing streak vs. AFA
Nov. 22	<b>at WYOMING (4-1)</b> Cowboys	Laramie, Wyo. War Memorial Stadium	ESPN2	7:30 p.m.	Colorado State leads 57-46-5	Latest Border War matchup since 2011 when teams played Dec. 3
Nov. 29	<b>BOISE STATE (4-0)</b> Broncos	Fort Collins Canvas Stadium	CBS Sports Net.	1:30 p.m.	Boise State leads 8-0	Rams looking to get first victory over Boise State on Senior Day



# Depth CHART

## OFFENSE

<b>QB</b>	12	Patrick O'Brien	6-4	240	r-Jr.
	2	Justice McCoy	6-1	207	r-So.
	13	Judd Erickson	6-3	221	r-So.
<b>RB</b>	5	Marvin Kinsey, Jr.	6-0	211	Sr.
	32	Marcus McElroy	5-11	228	Jr.
<b>or</b>	28	Christian Hunter	5-10	198	Fr.
<b>or</b>	27	Jaylen Thomas	5-10	214	Fr.
<b>FB</b>	46	Adam Prentice	6-0	243	r-Jr.
	82	Isiah Pannunzio	6-1	236	r-Jr.
<b>TE</b>	16	Cameron Butler	6-1	247	Jr.
<b>or</b>	85	Trey McBride	6-4	258	So.
	88	Griffin Hammer	6-4	235	r-So.
<b>WR</b>	9	Warren Jackson	6-6	218	Jr.
	4	Nate Craig-Myers	6-2	202	Jr.
	1	Jadon Walker	6-0	190	r-So.
	19	Jaylen Hearst	6-0	194	Fr.
<b>WR</b>	22	Dante Wright	5-8	168	Fr.
	23	Brenden Fulton	5-9	190	r-Sr.
	39	Thomas Pannunzio	5-8	163	So.
<b>WR</b>	3	E.J. Scott	6-1	194	r-So.
	81	Ty McCullouch	5-11	173	Fr.
<b>LT</b>	72	T.J. Storment	6-7	325	r-Jr.
	76	John Blasco, Jr.	6-6	324	r-So.
<b>LG</b>	73	Nouredin Nouili	6-3	295	Fr.
	70	Joctavis Phillips	6-4	329	r-So.
<b>C</b>	64	Scott Brooks	6-2	303	Jr.
	60	Florian McCann	6-3	303	r-Fr.
<b>RG</b>	71	Jeff Taylor	6-0	307	Sr.
	56	Ches Jackson	6-4	294	r-Fr.
<b>RT</b>	69	Barry Wesley	6-6	305	r-So.
	77	Keith Williams	6-7	310	r-Jr.

## DEFENSE

<b>DE</b>	33	Manny Jones	6-3	269	Jr.
	99	Damion Dickens	6-1	264	Sr.
	56	Rushton Roberts	6-4	239	r-Fr.
<b>DT</b>	98	Ellison Hubbard	6-0	286	Jr.
	92	Livingston Paogofie	6-1	269	Jr.
<b>DT</b>	94	Devin Phillips	6-1	311	So.
<b>or</b>	97	Toby McBride	6-2	277	r-Jr.
<b>DE</b>	1	Jalen Bates	6-4	254	r-Sr.
	91	Jan-Phillip Bombek	6-2	253	Sr.
<b>LB</b>	24	Tron Folsom	6-1	211	Sr.
	42	Mohamed Kamara	6-2	236	Fr.
<b>LB</b>	12	Cam'Ron Carter	6-0	221	So.
	43	Troy Golden	6-1	214	r-Fr.
<b>LB</b>	5	Dequan Jackson	6-1	228	So.
	44	Max McDonald	6-0	239	r-Jr.
<b>CB</b>	4	Rashad Ajayi	5-11	183	So.
	26	Marshaun Cameron	5-8	181	Sr.
	25	Keevan Bailey	5-11	172	Fr.
<b>or</b>	2	Dajon Owens	6-0	185	Jr.
<b>S</b>	7	Jamal Hicks	6-0	203	Sr.
	8	Quinn Brinnon	5-11	205	So.
	17	Christian Cumber	5-11	191	r-So.
<b>S</b>	37	Logan Stewart	6-0	214	r-Jr.
	10	Tywan Francis	5-10	194	So.
	6	Malcolm Magee	6-0	193	r-Fr.
<b>or</b>	3	Caleb Blake	5-10	187	Fr.
<b>CB</b>	14	Anthony Hawkins	5-10	201	Sr.
	11	Andre Neal	6-0	196	Sr.
	38	Adonis Ruffran	5-8	173	r-So.
<b>or</b>	15	Brandon Crossley	5-10	173	Fr.

## SPECIAL TEAMS

<b>K</b>	83	Braxton Davis	5-11	180	r-Sr.
<b>or</b>	95	Cayden Camper	6-5	205	Fr.
<b>or</b>	90	Max Poduska	6-0	185	r-Fr.
<b>P</b>	41	Ryan Stonehouse	5-9	171	Jr.
	67	Joe DeLine	5-11	202	r-Jr.
<b>H</b>	35	Joe DeLine	5-11	202	r-Jr.
<b>LS</b>	86	Ross Reiter	5-11	231	So.
	97	Huck Vollmar	6-2	209	r-Fr.
<b>PR</b>	22	Dante Wright	5-8	168	Fr.
	23	Brenden Fulton	5-9	190	r-Sr.
	10	Tywan Francis	5-10	194	So.
<b>KR</b>	14	Anthony Hawkins	5-10	201	Sr.
<b>or</b>	5	Marvin Kinsey, Jr.	6-0	211	Sr.
<b>or</b>	25	Keevan Bailey	5-11	172	Fr.

## PRONUNCIATION GUIDE

<b>1</b>	<b>JADON</b> Walker	JAY-den
<b>2</b>	<b>DAJON</b> Owens	DAY-zhon
<b>4</b>	Rashad <b>AJAYI</b>	uh-Jye
<b>5</b>	<b>DEQUAN</b> Jackson	duh-KWON
<b>10</b>	<b>TYWAN</b> Francis	TY-WON
<b>20</b>	<b>A'Jon</b> Vivens	AY-jon
<b>32</b>	Marcus <b>MCELROY</b>	mick-ELL-roy
<b>38</b>	Adonis <b>RUFRAN</b>	ROOF-run
<b>40</b>	<b>CORTE TAPIA</b>	KORT TAP-ee-uh
<b>47</b>	David <b>AGGREY</b>	AH-grey
<b>55</b>	<b>TAVIAN</b> Brown	Tay-ve-an
<b>56</b>	<b>CHES</b> Jackson	Chess
<b>63</b>	Alex <b>AZUSENIS</b>	Ah-ZEUS-enis
<b>65</b>	<b>LUIS LEBRON</b>	LOO-ee luh-BRON
<b>73</b>	<b>NOUREDIN NOUILI</b>	NURR-uh-din new-WHEEL-ee
<b>86</b>	Ross <b>REITER</b>	right-ER
<b>90</b>	Maxwell <b>PODUSKA</b>	Puh-DOO-skuh
<b>91</b>	<b>JAN-PHILLIP BOMBKE</b>	YON-FIL-ip BOMB-beck
<b>92</b>	Livingston <b>PAOGOFIE</b>	puh-GO-fee
<b>96</b>	<b>CIAN QUIROGA</b>	SIGH-ann CURE-row-guh

## Assistant COACHES

### ON GAMEDAY

Ronnie Letson - Asst. Head Coach/Quarterbacks	Press Box
Dave Johnson - Offensive Coordinator/OL	Sideline
John Jancek - Defensive Coordinator	Sideline
Chase Gibson - Co-STC/Linebackers	Sideline
Nick Jones - Co-STC/Tight Ends	Sideline
Bryan Applewhite - Running Backs	Press Box
Joe Cox - Wide Receivers	Sideline
Keith Gilmore - Defensive Line	Sideline
George Helow - Safeties	Sideline
Anthony Perkins - Cornerbacks	Press Box



**RONNIE LETSON**  
PRESS BOX



**DAVE JOHNSON**  
SIDELINE



**NICK JONES**  
PRESS BOX



**BRYAN APPLEWHITE**  
SIDELINE



**JOE COX**  
SIDELINE



**JOHN JANCEK**  
SIDELINE



**CHASE GIBSON**  
SIDELINE



**KEITH GILMORE**  
SIDELINE



**GEORGE HELOW**  
SIDELINE



**ANTHONY PERKINS**  
PRESS BOX

# Head Coach MIKE BOBO

1-4 // FIFTH YEAR

25-31 Overall/Fifth Year

Mike Bobo is in his fifth season as head coach at Colorado State in 2019, having been appointed by CSU President Dr. Tony Frank on Dec. 23, 2014, as the 22nd head coach in program history. In his four seasons at the helm Bobo has guided the Rams to three bowl appearances and led some of the most prolific offenses in Colorado State history. His teams have re-written the school's record books and produced a number of NFL talents, including 2018 Dallas Cowboys third-round draft choice Michael Gallup.

The former Georgia Bulldog came to Fort Collins from his alma mater, where he had been a record-breaking starting quarterback and spent 16 seasons coaching, including the last eight (2007-14) as offensive coordinator.

Bobo is the only head coach in Colorado State history to lead his teams to bowl games in each of his first three seasons, and joins Sonny Lubick as the only two to coach the Rams in multiple bowl games in their careers. The Rams' offense has been explosive throughout Bobo's time as head coach, with his teams ranking in the Top 10 in school history for yards-per-game in each season, including the school record of 492.5 in 2017.

Bobo's Rams have posted three of the top seven scoring seasons in CSU history and four of the top six figures for passing touchdowns in a season. In 2018 the Rams' 26 touchdowns passes—from two different quarterbacks—ranked fourth in the record books, and CSU ranked 13th among all FBS programs in passing offense (304.9). Despite scoring offense being down and the running game dropping off after the departures of seniors on the offensive line and at running back, Bobo's Rams still managed the 10th-best offensive season in CSU history in 2018, averaging 410.5 yards per game.

Wide receiver Preston Williams and punter Ryan Stonehouse earned second-team All-America honors from Sporting News in 2018.

The 2017 Rams finished the season with a 7-6 record and ranked 11th in all of FBS in total offense (492.5). CSU also ranked second in third-down conversions (50.3%) and eighth in first downs (25.1), also both school records.

Five Rams earned All-Mountain West honors in 2017, including first-team selections Jake Bennett (C), Michael Gallup (WR), Zack Golditch (T) and Nick Stevens (QB), and second-team selection Dalyn Dawkins (RB). Gallup was a consensus All-American (just the

fourth in CSU history) and was a finalist for the Biletnikoff Award.

In 2016, Bobo became the first head coach in CSU history to lead the Rams to a bowl game in each of his first two seasons.

In 2015 Bobo became the only head coach in program history to win seven regular season games in his first season at the helm. Bobo's Rams won four games in a row, and five out of six, to close the 2015 regular season, securing CSU's third consecutive bowl invitation en route to a 7-6 record. CSU's four wins in the season's final month marked the first undefeated November by a Rams team since 1948, and included three road wins—at Wyoming in his first "Border War," at New Mexico and at Fresno State.

Five Rams earned All-MW in 2015, including Hunt, who was one of three finalists for the Ray Guy Award. CSU ranked fourth in the FBS in net punting average (42.0) and 17th in kickoff return average (25.1). Bobo's Rams were one of only two FBS schools to have three running backs each record at least one game with 140 or more rushing yards (Dawkins, Izzy Matthews and Jasen Oden, Jr.) and quarterback Stevens set passing records for a CSU sophomore with 2,679 yards through the air and 21 touchdowns (fifth-most in school history).

Bobo's 14-year stint at Georgia, where he had starred at quarterback in the late 1990s, began in January 2001 when head coach Mark Richt hired him as quarterbacks coach, for his second stint with the school. He was promoted by Richt to offensive coordinator in 2007. During his time at UGA, Bobo helped lead the Bulldogs to 135 victories, including two Southeastern Conference championships, five SEC Eastern Division titles and eight bowl victories. The 2012 Broyles Award finalist held the offensive coordinator spot for 92 games with the Bulldogs, scoring 30-plus points 57 times, 40-plus points 29 times and more than 50 points 13 times.

In 2014 Bobo led a Bulldogs offense that averaged 41.3 points per game, which ranked eighth nationally, and racked up 457.8 yards of total offense per game. Against teams ranked in the Top 25, UGA compiled a 3-2 record while scoring 34.4 points per game. The 537 points scored in 2014 established a Georgia single-season record. The previous single-season record was set in 2012 while Bobo was offensive coordinator.

Bobo guided several talented

quarterbacks at Georgia, including Aaron Murray, who played from 2010-13. Murray, who was chosen in the fifth round of the 2014 NFL Draft by the Kansas City Chiefs, set more than 25 UGA records and four SEC marks. He became the first player in SEC history to have at least 3,000 passing yards in four consecutive seasons. The NFL's No. 1 draft choice in 2009, Matthew Stafford, also blossomed under Bobo's tutelage. The Detroit Lions' starting quarterback was second-team All-SEC and earned All-America recognition in 2008 for Georgia and was MVP of the 2009 Capital One Bowl.

In Bobo's time at Georgia he also mentored quarterback David Greene (2001-04), who was the winningest quarterback in NCAA Division I history at the time (42), wide receiver A.J. Green, running back Todd Gurley and many others. In all, Bobo helped mold four first-round NFL draft choices at Georgia: Stafford (No. 1 in 2009), running back Knowshon Moreno (No. 12 in 2009), Green (No. 4 in 2011) and Gurley (No. 10 in 2015).

Prior to joining Richt's staff at Georgia, Bobo served one year as an assistant coach at Jacksonville State, after working as an administrative assistant and graduate assistant from 1998-99 at UGA.

Bobo was a quarterback for the Bulldogs from 1994-97, earning four letters, and led the team in passing in 1996 and '97. Among all UGA quarterbacks, Bobo ranks first in single-season completion percentage (65% in '97), single-season passing efficiency rating (155.8 in '97), second in career touchdown passes (38) and third in career pass completions (445), season passing yards (2,751 in '97), career passing yards (6,334) and single-season touchdown passes (19). In his career Bobo threw for 6,334 yards, which is third-most all-time by a Georgia quarterback.

Bobo, a native of Thomasville, Ga., was inducted into the Thomasville-Thomas County Sports Hall of Fame on Nov. 10, 2016. He joined his father, George, a long-time successful high school coach in Georgia, who was inducted in 2013.

Bobo and his wife, Lainie, have five children, a son Drew (14); triplets Olivia, Jake and Ava Grace (12); and Kate (11).

Complete biography available on CSURams.com



## The Bobo FILE

**Born:** April 9, 1974  
**Hometown:** Thomasville, Ga.  
**College:** Georgia, '98  
**Wife:** Lainie  
**Children:** Drew, Olivia, Jake, Ava Grace, Kate  
 |-----Triplets-----|

## Coaching CAREER

**1998:** Georgia Administration  
**1999:** Georgia Graduate Assistant  
**2000:** Jacksonville St. Quarterbacks  
**2001-06:** Georgia Quarterbacks  
**2007-14:** Georgia Offensive Coord./QBs  
**2015-Pres.:** Colorado State Head Coach

## Bowl EXPERIENCE

**1995:** Peach Georgia, Player  
**1997:** Outback Georgia, Player  
**1998:** Peach Georgia, Staff  
**1999:** Outback Georgia, Coach  
**2001:** Music City Georgia, Coach  
**2002:** Sugar Georgia, Coach  
**2003:** Capital One Georgia, Coach  
**2004:** Outback Georgia, Coach  
**2005:** Sugar Georgia, Coach  
**2006:** Chick-Fil-A Georgia, Coach  
**2007:** Sugar Georgia, Coach  
**2008:** Capital One Georgia, Coach  
**2009:** Independence Georgia, Coach  
**2010:** Liberty Georgia, Coach  
**2011:** Outback Georgia, Coach  
**2012:** Capital One Georgia, Coach  
**2013:** Gator Georgia, Coach  
**2014:** Belk Georgia, Coach  
**2015:** Arizona Colorado State, Head Coach  
**2016:** Idaho Potato Colorado State, Head Coach  
**2017:** New Mexico Colorado State, Head Coach





# Bobo RECORD BOOK

## PASSING

Passing Yards	Opp.	Date.	Yards
1. K.J. Carta Samuels	Hawaii	8/25/18	537
2. Nick Stevens	vs. Idaho	12/22/17	445
<b>3. Patrick O'Brien</b>	<b>Toledo</b>	<b>9/21/19</b>	<b>405</b>
4. K.J. Carta Samuels	Arkansas	9/8/18	389
5. Nick Stevens	Nevada	10/14/17	384

Touchdown Passes	Opp.	Date.	TDs
1. K.J. Carta Samuels	Hawaii	8/25/18	5
Nick Stevens	Savannah State	9/5/15	5
Nick Stevens	vs. Idaho	12/22/17	5
<b>4. Six others with.....</b>	<b>.....</b>	<b>.....</b>	<b>4</b>

Pass Attempts	Opp.	Date.	Atts.
1. Collin Hill	Wyoming	10/26/18	54
<b>2. Patrick O'Brien</b>	<b>Toledo</b>	<b>9/21/19</b>	<b>52</b>
Nick Stevens	vs. Marshall	12/16/17	52
4. K.J. Carta Samuels	Hawaii	8/25/18	50
<b>5. Collin Hill</b>	<b>vs. Colorado</b>	<b>8/31/19</b>	<b>47</b>
K.J. Carta Samuels	Arkansas	9/8/18	47
Nick Stevens	vs. Colorado	9/1/17	47

Pass Completions	Opp.	Date.	Cmps.
1. K.J. Carta Samuels	Hawaii	8/25/18	34
Collin Hill	Wyoming	10/26/18	34
<b>3. Patrick O'Brien</b>	<b>Toledo</b>	<b>9/21/19</b>	<b>32</b>
K.J. Carta Samuels	Arkansas	9/8/18	32
<b>5. Collin Hill</b>	<b>vs. Colorado</b>	<b>8/31/19</b>	<b>31</b>

## RUSHING

Rushing Yards	Opp.	Date.	Yards
<b>1. Marvin Kinsey, Jr.</b>	<b>Toledo</b>	<b>9/21/19</b>	<b>246</b>
2. Dalyn Dawkins	Nevada	10/14/17	191
<b>3. Marvin Kinsey, Jr.</b>	<b>at Arkansas</b>	<b>9/14/19</b>	<b>180</b>
4. Dalyn Dawkins	Boise State	11/11/17	161
5. Dalyn Dawkins	at Wyoming	11/4/17	154

Rushing Touchdowns	Opp.	Date.	TDs
1. 17 players tied with.....	.....	.....	2
<b>Last time...Marvin Kinsey Jr.</b>	<b>Toledo</b>	<b>9/21/19</b>	

Rush Attempts	Opp.	Date.	Atts.
1. Dalyn Dawkins	Boise State	11/11/17	32
2. Jasen Oden	at UTSA	9/26/15	30
3. Dalyn Dawkins	at Wyoming	11/4/17	29
4. Izzy Matthews	New Mexico	10/13/18	26
5. Dalyn Dawkins	at Wyoming	11/7/15	25
Jasen Oden	vs. Colorado	9/19/15	25

## RECEIVING

Receiving Yards	Opp.	Date.	Yards
1. Olabisi Johnson	vs. Idaho	12/22/16	265
2. Michael Gallup	Nevada	10/14/17	263
3. Preston Williams	at Air Force	11/22/18	248
4. Michael Gallup	at Air Force	11/12/16	213
5. Michael Gallup	at Hawaii	9/30/17	212

Receiving Touchdowns	Opp.	Date.	TDs
1. Preston Williams	at Air Force	11/22/18	3
Michael Gallup	Nevada	10/14/17	3
Michael Gallup	vs. Idaho	12/22/16	3
Michael Gallup	at San Diego State	11/26/16	3
Rashard Higgins	UNLV	11/14/15	3

Receptions	Opp.	Date.	Recs.
1. Michael Gallup	Nevada	10/14/17	13
Michael Gallup	at Air Force	11/12/16	13
<b>3. Warren Jackson</b>	<b>Toledo</b>	<b>9/21/19</b>	<b>12</b>
Preston Williams	at Air Force	11/22/18	12
Preston Williams	Arkansas	9/8/18	12

## TEAM

Total Yards	Yards
<b>1. Toledo (9/21/19)</b>	<b>694</b>
2. Hawaii (8/25/18)	653
3. Abilene Christian (9/9/17)	615
4. at Hawaii (9/30/17)	610
5. Nevada (10/14/17)	608

Total Plays	Plays
1. Boise State (11/11/17)	95
<b>2. Toledo (9/21/19)</b>	<b>90</b>
3. vs. Colorado (9/19/15)	88
4. vs. Nevada (12/29/15)	84
5. at Utah State (10/17/17)	83
New Mexico (10/13/18)	83
vs. Marshall (12/16/17)	83

Total Points	Points
1. Savannah State (9/5/15)	65
2. at San Diego State (11/26/16)	63
3. Oregon State (8/26/17)	58
4. Boise State (11/11/17)	52
5. at Hawaii (9/30/17)	51

Total First Downs	First Downs
<b>1. Toledo (9/21/19)</b>	<b>36</b>
2. Savannah State (9/5/15)	33
Boise State (11/11/17)	33
4. Oregon State (8/26/17)	31
5. vs. Nevada (12/29/15)	30
Abilene Christian (9/9/17)	30

Highest Yards Per Play	YPP
1. New Mexico (11/19/16)	11.1
2. at Hawaii (9/30/17)	10.3
3. vs. Idaho (12/22/16)	9.1
4. at Air Force (11/12/16)	8.7
Savannah State (9/5/15)	8.7
Hawaii (8/25/18)	8.7

## YEAR-BY-YEAR RECORD

Year	---League Games---				---Overall---		
	W-L	PF	PA	Finish	W-L	PF	PA
<b>2015</b>	5-3	220	232	t3	7-6	385	354
<b>2016</b>	5-3	308	224	5	7-6	459	395
<b>2017</b>	5-3	284	235	5	7-6	431	361
<b>2018</b>	2-6	198	286	t9	3-9	274	441
<b>2019</b>	0-1	24	34	-	1-4	162	195



# This Week in COLORADO STATE FOOTBALL HISTORY

## 100 Years Ago! Aggies Beat Wyoming Second Week in a Row to Kick off 1919 Season

by John Hirn, Volunteer CSU Historian

**October 4, 1919** – The Aggies and the Cowboys had to make up for a game that was never played in 1918, so with WWI behind them, the two schools faced off in back-to-back weeks. It would be the only time in school history the Aggies or the Rams would ever face the same team in two consecutive weeks, and after a 28-0 shutout of the Cowboys in Laramie on Sept. 27, the Cowboys came to Colorado Field to take their punishment once again.

Game two against Wyoming was truly not much to behold, but the 1919 team certainly was something special. With all-time great players like William Nye, Harry Scott, Duane Hartshorn, John Ratekin, Arthur Sheeley and the immortal Charles Bresnahan, coach Harry Hughes knew he had a championship team in the making despite never saying it himself.

Hughes was not only a pessimistic coach, but he could be cagey and knowing other schools were scouting his team, he decided to put all of his second-string players into the second version of the 1919 Wyoming tilt. While the top stars rode the bench, the Aggies and Cowboys played to a scoreless tie until the fourth quarter.


In the opening moments of the fourth, Hughes then inserted his first-team players and the fireworks exploded on Colorado Field. Nye, a senior, immediately scored the game's first touchdown as Ratekin kicked the extra point for a 7-0 lead.

The Cowboys tried to fool Hughes' men by shifting up their lines, but that only slowed them down until later in the quarter. Scott threw a 30-yard pass to Bresnahan, who crossed over the goal for the Aggies' second touchdown. After the extra point, the Aggies led 14-0 and again were driving. Hughes decided to practice the Million Dollar Play and that opened up a 30-yard run by Bresnahan to the Cowboys 3. Before the Aggies could punch it in for their third touchdown, the game ended with a 14-0 final.

The 1919 team, which had a bear cub as a mascot and an incredibly potent offense, would go on to win the next five games, including a 49-7 drubbing of CU and racking up 218 offensive points in seven games to their opponents' 44 points. The Aggies took home the conference title before the season ended for Hughes' third conference championship in five seasons. Considering they only won one game while their men were off to fight in WWI, the Aggies had begun to build a dynasty of college football in the Rocky Mountain Region.

The last game of the 1919 season would be a 13-0 loss at Washburn Field in Colorado Springs. Under the strangest of circumstances, the Aggies' train was slowed in a blizzard and they did not arrive at the Colorado College campus until kickoff time. Hughes and his RMAC Champions ran from the train to the field to play without warming up and let go of their chance for an undefeated season.

Although it has been 100 years since the 1919 team tore up the field, this team has gone down in the history of CSU football as one of the finest to play the game in Fort Collins.





# 2019 NOTEBOOK

## RECORD BREAKDOWN

	In 2019	Under Bobo
Record	1-4	25-31
Mountain West	0-1	17-16
Non-Conference	1-3	8-15
Home	1-1	15-11
Away	0-2	10-12
Neutral	0-1	0-8
Artificial Turf	1-2	24-23
Natural Grass	0-2	1-8
Day Games	1-1	14-10
Night Games	0-3	11-21
In August	0-1	1-3
In September	1-3	8-11
In October	0-0	8-8
In November	0-0	8-6
In December	0-0	0-3
When Scoring First	1-3	21-11
When Opponent Scores First	0-1	4-20
When Leading after 1st Quarter	1-0	17-9
When Trailing after 1st Quarter	0-1	6-14
When Tied after 1st Quarter	0-3	2-8
When Leading at Half	1-0	21-4
When Trailing at Half	0-4	4-27
When Tied at Half	0-0	0-0
When Leading after 3rd Quarter	1-0	20-2
When Trailing after 3rd Quarter	0-3	4-27
When Tied after 3rd Quarter	0-1	1-2
In Overtime Games	0-0	0-3
vs. Top 25	0-0	0-3
Scoring < 20 points	0-0	0-12
Scoring 20+ points	1-4	25-19
Scoring 30+ points	1-3	19-7
Scoring 40+ points	0-0	11-3
Opponent scoring < 20 points	1-0	9-2
Opponent scoring 20+ points	0-4	16-29
Opponent scoring 30+ points	0-4	7-23
Opponent scoring 40+ points	0-3	1-16
Rushing for < 100 yards	0-1	1-7
Rushing for 100+ yards	1-3	24-24
Rushing for 200+ yards	0-2	18-6
Rushing for 300+ yards	0-0	3-0
Passing for < 100 yards	0-0	1-1
Passing for 100+ yards	1-4	24-30
Passing for 200+ yards	1-4	20-24
Passing for 300+ yards	1-2	10-14
Passing for 400+ yards	0-1	0-3
Opponent rushes for < 100 yards	1-0	6-0
Opponent rushes for 100+ yards	0-4	19-31
Opponent passes for 200+ yards	0-3	8-18
Opponent passes for 300+ yards	0-0	4-8
Total Offense < 300 Yards	0-1	0-5
Total Offense 300+ Yards	1-3	25-26
Opponent has < 300 yards total off.	1-0	11-2
Opponent has 300+ yards total off.	0-4	14-29
Having a 100-yard rusher	0-2	14-10
Opp. has a 100-yard rusher	0-3	7-21
3rd Down % <25	0-0	1-1
3rd Down % 25-49	0-4	11-21
3rd Down % 50+	1-0	13-9
Opponent 3rd Down % <25	0-1	4-4
Opponent 3rd Down % 25-49	1-2	16-16
Opponent 3rd Down % 50+	0-1	5-11
Commit No Turnovers	0-0	11-3
Win Turnover Battle	0-1	14-5
Equal Turnovers as Opponent	0-0	6-4
Lose Turnover Battle	1-3	5-22
Lead Time of Possession	1-3	14-14
Trail Time of Possession	0-1	11-17
Commit <6 Penalties	0-1	7-12
Commit 6+ Penalties	1-3	18-19
More Plays than Opponent	1-3	16-20
Same Number of Plays as Opponent	0-0	0-1
Fewer Plays than Opponent	0-1	9-9

## THE EDGE PROGRAM

EDGE is the program head coach Mike Bobo wants to serve as the foundation for the Colorado State football team.

It stands for **Effort, Discipline, Gratitude and Excuse-Free**. It was put into place at the beginning of the off-season program with the intent of holding players and staff accountable for every aspect of their lives. How it works:

### Captains were chosen to lead 10 accountability teams:

TE Cameron Butler	DE Emmanuel Jones
CB Rashad Ajayi	S Josh Griffin
QB Collin Hill	K Joe DeLine
LB Dequan Jackson	FB Adam Prentice
WR Warren Jackson	OL Barry Wesley

They are graded in performance, on and off the field, including the classroom, meetings and all team functions. Points can be added or deducted through player's actions. The discipline for being late to a meeting on the first or second offense is the entire team does 25 up-downs, the accountability team they are on does 50 up-downs and the individual does 100 up-downs. The discipline increases for continued misses.

If a player loses focus, does a drill incorrectly or does not act appropriately, three up-downs are done by the team on the coach's command.

Awards are given up weekly for academics, performance, in-season and each semester. The accountability team with the lowest total will have a task assigned by the coach, such as helping do team laundry. Winning teams have been awarded meals with Bobo or other activities.

## TRUE FRESHMEN IN STARTING ROLES

Under head coach Mike Bobo, talented players see the field regardless of their classification. Two true freshman started the 2019 opener on offense (Dante Wright; Nouredin Nouili), marking the 15th and 16th times true freshmen have started under Mike Bobo.

### TRUE FRESHMAN STARTERS UNDER MIKE BOBO

2019	Starts	2017	Starts
Dante Wright, WR	5	Cameron Butler, TE	6
Nouredin Nouili, OL	4	Manny Jones, LB	1
2018	Starts	2016	Starts
Rashad Ajayi, CB	12	Jamal Hicks, DB	5
Devin Phillips, DL	10	Collin Hill, QB	4
Trey McBride, TE	5	Anthony Hawkins, WR	4
Quinn Brannon, DB	1	Arjay Jean, DL	1
Cam'ron Carter, LB	1	Toby McBride, DL	1
Tywan Francis, DB	1		
2015	Starts	Olabisi Johnson, WR	1

In addition, redshirt freshman Barry Wesley started every game of the 2018 season on the offensive line (seven at LT, five at LG). Wesley was one of 13 freshmen (true or redshirt) offensive linemen in FBS to start every game in 2018.

## CALL HIM MR. GRIFFIN

CSU's Joshua Griffin has bounced between running back and safety in fall camp while also leading one of the 10 EDGE accountability groups. Griffin is uniquely qualified for the role after serving in the special forces for most of his adult life.

Born in October 1986, Griffin is the oldest player in the FBS this season.

Age	Name, School	Pos.	Class	Birth Month	Hometown
33	Joshua Griffin, CSU	DB	Jr.	October 1986	Houston, Texas
32	James Stefanou, CU	K	Jr.	April 1987	Melbourne, Australia
31	Wade Lees, UCLA	P	Gr.	April 1988	Melbourne, Australia
30	Dane Roy, Houston	P	Sr.	January 1989	Bunyip, Australia
29	Tom Hutton, Okla. St.	P	Fr.	March 1990	Newborough, VI, Australia
29	Morgan James, Cincinnati	OL	Sr.	March 1990	Highland, Mich. (Pro Hockey)
29	Jesse Beal, West Virginia	TE	So.	July 1990	Washington, D.C. (Minor League Baseball)
27	Ben Griffiths, USC	P	r-Fr.	September 1991	Melbourne, Australia

# 2019 NOTEBOOK

## BOBO GUIDING OFFENSE TO NEW HEIGHTS

CSU's offense has flourished during head coach Mike Bobo's four seasons in Fort Collins. In each of his first three seasons, the Rams posted numbers that ranked in the top 10 in most total yards, yards per game, yards per play, first downs, rushing yards, passing yards, total points and points per game. In his four years, Bobo's offenses have produced 3 of the top 4 seasons for passing TDs and 4 of the top 6, and have recorded 4 of the top 10 seasons for offensive yards per game.

### MOST TOTAL YARDS, SEASON

Yards	Year
2. 6,402	2017
4. 6,012	2016
6. 5,536	2015

### MOST YARDS PER GAME, SEASON

Yards	Year
1. 492.5	2017
4. 462.5	2016
7. 425.8	2015
10. 410.5	2018

### YARDS PER PLAY, SEASON

Yards	Year
2. 6.68	2016 (6012/900)
5. 6.55	2017 (6402/977)
8. 5.98	2015 (5536/926)

### MOST PASS TDS, SEASON

TDs	Year
2. 29	2017
29	2016
4. 26	2018
6. 24	2015

### MOST NET RUSH YARDS, SEASON

Yards	Year
5. 2,831	2016
7. 2,777	2015
8. 2,603	2017

### MOST POINTS, SEASON

Points	Year
3. 459	2016
5. 434	2017
8. 385	2015

## THE WRIGHT STUFF

True freshman receiver Dante Wright burst onto the college football scene with his play in the Rocky Mountain Showdown vs. Colorado.

Wright was one of just 8 players to tally both a receiving and rushing touchdown in the same game through Week 0 and Week 1 and of those 8, only two were freshmen (Temple's Re'mahn Davis). He became the first true freshman to score twice in a game for the Rams since Warren Jackson did against Alabama in 2017, and the first to score in a season opener since Joe Hansley in 2012.

**Through five weeks, only Wright and Wisconsin's Jonathan Taylor have multiple games scoring a rushing and receiving touchdown.** He was also the first Ram since Gartrell Johnson to score a rushing and receiving touchdown in consecutive games.

Wright leads the nation's freshmen in receiving yards (No. 23 overall) and receptions (No. 37 overall) and ranks 3rd among freshmen in touchdowns.

## NOULI MAKES HISTORY

True freshman Nouredin Nouili started the 2019 season opener at left guard, becoming the first true freshman OL to start for CSU in the opener in at least the last 30 years and first true freshman OL to start at any point since Blaine Saipaia did in week 4 in 1996 (UNLV).

Nouili was also one of only 8 true freshmen to start in all of the FBS in his season opener as well as the only one from a group of 5 school.

## COLORADO STATE FOOTBALL -- A FAMILY AFFAIR

While teams across the country talk about their locker rooms being all about family, at Colorado State, the Rams are walking that walk as well.

CSU features three sets of brothers on the team along with a father-son duo in the defensive coaching room in defensive coordinator John Jancek and his son, former Tennessee quarterback Zac Jancek.

### Brothers on Colorado State's Roster:

OL Joctavis Phillip and DL Devin Phillips  
 FB Isiah Pannunzio and WR Thomas Pannunzio  
 TE Trey McBride and DL Toby McBride

## NOTE EXPANDED

### TEAMS WITH 3 OR MORE SETS OF BROTHERS

The Rams are one of just 13 teams in the country to have three or more sets of brothers on the team.

The others are:

- 5 - Clemson, Nebraska, Michigan State
- 4 - Georgia Tech
- 3 - Ohio, Temple, NC State, Iowa State, BYU, Iowa, UAB, Colorado State, Oregon

## 2019 RULE CHANGES

### Targeting Foul Changes

Under the new rule, a player who is ejected for a **third or more targeting foul** anytime during the season also will be ineligible for the entire next game.

It does not matter when this additional foul happens: whether it is in the first quarter or the fourth quarter, he will be ineligible for the whole next game. Also, it does not matter when the next game is played. It is the player's next scheduled game---whenever that is.

The role of **instant replay** in administering the targeting foul is also being changed. Every targeting foul goes for instant replay review, as in the past. However, starting in 2019 the replay official will look at all aspects of the play and make one of two rulings: either the call on the field is confirmed or it is overturned. A ruling of "stands" will no longer be possible for a targeting review.

### Wedge Blocking on Kickoffs

The three-man wedge has been illegal on kickoffs (when three players on the receiving team align shoulder-to-shoulder within two yards of each other to block for the ball carrier). In 2019, this rule is even more restrictive: the **two-man wedge** will be illegal and will carry a 15-yard penalty. As in the past, the wedge is not illegal during an onside kick or when the play results in a touchback. The only change is that the two-man wedge is outlawed.

### Blindside Blocks

A player delivers a blindside block when the opponent cannot see the block coming in time to defend himself. It will now be illegal to deliver a blindside block by attacking an opponent with forcible contact, no matter where the contact is made.

The words **attacking** and **forcible** will be key for the officials on the field in calling this foul. If the contact is to the head or neck area, it is still a targeting foul. However, it will now be a personal foul even if by rule it is not a targeting foul---that is, even if the block is not to the head or neck area. The blindside block foul will carry a 15-yard penalty.

### Overtime

Beginning in 2019, starting with the **fifth overtime**, each team will have only one play: a two-point conversion attempt from the three-yard line. Beginning with the third overtime a team that scores a touchdown must still attempt a two-point conversion, but when the fifth overtime begins, the new one-play-per-team rule will take effect.



# 2019 NOTEBOOK

## CANVAS STADIUM

Canvas Stadium is the new name for Colorado State University's 41,000-capacity multipurpose stadium that opened on the school's Fort Collins campus in 2017. The newly re-branded Canvas Credit Union received naming rights to the facility through a \$37.7 million partnership agreement announced in April 2018. The agreement, which stands as one of the largest collegiate athletic venue naming agreements in history, was part of an ambitious re-branding initiative being undertaken by the previously branded Public Service Credit Union, under the direction of company President and CEO Todd Marksberry.

Canvas Credit Union is a not-for-profit, state-chartered, member-owned financial cooperative that has been in business since 1938. Today, the credit union has more than \$2.3 billion in assets and more than 238,000 members – and a mission to help individuals and families make better decisions and grow stronger financially. Learfield's Rams Sports Properties and their Campus+ business brokered the agreement as part of its ongoing support for Colorado State University athletics.

The \$220 million, 727,000-square-foot stadium proved immensely popular and attractive to fans in its inaugural season of 2017, and drew rave reviews from local and national media, as well national television networks that broadcast Colorado State's games to large audiences. The Rams set an all-time attendance record with a total of 192,369 fans and a per-game average of 32,062, representing a 16-percent attendance increase from 2016—eighth-highest in all of college football. Season ticket sales also reached an all-time high of 15,477, a 40-percent increase from the 2016 total of 11,054.

The return of CSU football games to campus from Hughes Stadium in 2017 brought the pageantry and celebration of Rams game days back to the heart of the university for the first time in 50 years, providing countless new engagement opportunities for the entire university. The stadium's design embraces Colorado's natural beauty, topography and visual connections to the Rocky Mountains from campus and ensures functionality for both game-day and non-game day usage.

The agreement with Canvas Credit Union combined with \$20 million given in 2016 to name Sonny Lubick Field brings the total naming rights revenues at Colorado State to \$57 million for the stadium. This compares favorably with the recently announced \$69 million United Airlines Memorial Coliseum at University of Southern California and the \$41 million Alaska Airlines Field at Husky Stadium at the University of Washington. The Colorado State agreement with Canvas Credit Union is for 15 years and includes annual escalator clauses for inflation, as well as a signing bonus, in recognition of the visibility and success of the stadium.



## GAMES PLAYED CHART

### OFFENSE

Player	2019	Streak	Career
John Blasco, Jr., OL	1	-	1
Scott Brooks, OL	5	13	14
<b>Cameron Butler, TE</b>	<b>5</b>	<b>30</b>	<b>30</b>
Nate Craig-Myers, WR	2	2	29
Brenden Fulton, WR	3	1	21
Nikko Hall, WR	1	-	10
Griffin Hammer, TE	-	-	6
Kyle Helbig, TE	2	-	2
Collin Hill, QB	3	-	18
Christian Hunter, RB	4	1	4
Ches Jackson, OL	3	1	5
Warren Jackson, WR	4	-	27
Marvin Kinsey, Jr., RB	5	5	39
<b>Trey McBride, TE</b>	<b>5</b>	<b>17</b>	<b>17</b>
Justice McCoy, QB	1	-	1
Ty McCullouch, WR	3	-	3
Marcus McElroy, RB	4	4	22
Nouredin Nouili, OL	4	3	4
Patrick O'Brien, QB	4	4	7
Isiah Pannunzio, FB	3	-	15
Thomas Pannunzio, WR	4	2	13
Jocstavis Phillips, OL	5	5	17
<b>Adam Prentice, FB</b>	<b>5</b>	<b>30</b>	<b>30</b>
E.J. Scott, WR	5	9	15
T.J. Stormont, OL	5	5	5
Jeff Taylor, OL	5	19	38
<b>Jaylen Thomas, RB</b>	<b>5</b>	<b>5</b>	<b>5</b>
A'Jon Vivens, WR	-	-	4
Jadon Walker, WR	3	1	18
<b>Barry Wesley, OL</b>	<b>5</b>	<b>17</b>	<b>17</b>
Keith Williams, OL	5	5	7
<b>Dante Wright, WR</b>	<b>5</b>	<b>5</b>	<b>5</b>

### DEFENSE

Player	2019	Streak	Career
<b>Rashad Ajayi, CB</b>	<b>5</b>	<b>17</b>	<b>17</b>
Keevan Bailey, CB	4	4	4
Jalen Bates, DE	5	5	24
Jan-Phillip Bombek, DE	5	16	16
<b>Quinn Brannon, S</b>	<b>5</b>	<b>17</b>	<b>17</b>
Tavian Brown, LB	1	-	1
Marshaun Cameron, DB	5	5	5
Cam'Ron Carter, LB	5	11	16
<b>Brandon Crossley, DB</b>	<b>5</b>	<b>5</b>	<b>5</b>
Christian Cumber, DB	5	5	6
Brandon Derrow, DL	2	-	6
Damion Dickens, DL	5	17	17
Tron Folsom, LB	5	5	43
Jamori Fox, DL	-	-	1
Tywan Francis, S	5	5	16
Troy Golden, LB	5	5	8
Jack Grauberger, LB	1	1	9
<b>Anthony Hawkins, DB</b>	<b>5</b>	<b>43</b>	<b>43</b>
Jamal Hicks, S	5	17	34
<b>Ellison Hubbard, DL</b>	<b>5</b>	<b>30</b>	<b>30</b>
Dequan Jackson, LB	5	8	15
Manny Jones, DL	5	8	27
Mohamed Kamara, LB	2	1	2
Malcolm Magee, S	4	-	7
Toby McBride, DL	2	-	19
Max McDonald, LB	5	5	28
Patrick Moody, LB	-	-	9
Andre Neal, DB	5	5	5
Dajon Owens, DB	5	8	15
Livingston Paogofie, DL	5	28	28
Devin Phillips, DL	5	5	16
Cian Quiroga, DL	1	-	1
Rushton Roberts, DL	1	-	1
Adonis Ruffan, DB	5	8	9
Logan Stewart, DB	5	5	5
Trey Sutton, LB	-	-	16

### SPECIAL TEAMS

Player	2019	Streak	Career
Cayden Camper, K	3	3	3
Braxton Davis, K	5	5	46
Joe DeLine, P	5	5	6
Maxwell Poduska, K	2	-	2
<b>Ross Reiter, LS</b>	<b>5</b>	<b>17</b>	<b>17</b>
<b>Ryan Stonehouse, P</b>	<b>5</b>	<b>30</b>	<b>30</b>



## 2019 RAMS

## NUMERICAL ROSTER

No.	NAME	POS.	HT	WT	CL	HOMETOWN/LAST SCHOOL
47	David Aggrey	RB	5-9	200	r-Fr.-RS	Aurora, Colo. (Rangeview HS)
4	Rashad Ajayi	CB	5-11	183	So.-1L	Fairburn, Ga. (Langston Hughes HS)
63	Alex Azusenis	OL	6-4	304	Fr.-HS	Powell, Ohio (Olentangy Liberty HS)
25	Keevan Bailey	CB	5-11	172	Fr.-HS	Conyers, Ga. (Salem HS)
1	Jalen Bates	DE	6-4	254	r-Sr.-TR	Kaplan, La. (Arizona State)
58	Blake Beecher	LB	5-9	192	Fr.	Norco, Calif. (Norco HS)
3	Caleb Blake	S	5-10	187	Fr.-HS	Winter Haven, Fla. (Bishop Moore HS)
76	John Blasco, Jr.	OL	6-6	324	r-So.-SQ	Tacoma, Wash. (Stadium HS)
91	Jan-Phillip Bombek	DL	6-2	253	Sr.-1L	Hamburg, Germany (Hamburg HS)
8	Quinn Brinnon	S	5-11	205	So.-1L	Pleasanton, Calif. (Bishop O'Dowd HS)
64	Scott Brooks	OL	6-2	303	Jr.-1L	Moorpark, Calif. (Moorpark HS)
55	Tavian Brown	LB	6-0	225	Fr.-HS	Demopolis, Ala. (Demopolis HS)
16	Cameron Butler	TE	6-1	247	Jr.-2L	Columbia, S.C. (Ridge View HS)
26	Marshaun Cameron	CB	5-8	181	Sr.-TR	Los Angeles, Calif. (Northern Colo.)
95	Cayden Camper	K	6-5	205	Fr.-HS	Pueblo, Colo. (Pueblo County HS)
12	Cam'ron Carter	LB	6-0	221	So.-1L	Tucker, Ga. (Tucker HS)
4	Nate Craig-Myers	WR	6-2	202	Jr.-TR	Dade City, Fla. (Auburn)
18	Brandon Crossley	CB	5-10	173	Fr.-HS	Dallas, Texas. (Bowie HS)
52	Aidan Cullen	DE	6-4	244	Fr.-HS	Monument, Colo. (Palmer Ridge HS)
17	Christian Cumber	CB	5-11	191	r-So.-SQ	Denver, Colo. (J.K. Mullen HS)
83	Braxton Davis	K	5-11	180	r-Sr.-3L	Fort Collins, Colo. (Poudre HS)
35	Joe DeLine	K	5-11	202r	r-Jr.-SQ	Steamboat Springs, Colo. (Steam.Sp. HS)
54	Brandon Darrow	DE	6-3	259	r-Fr.-RS	Columbus, Ohio (St. Francis De Sales HS)
99	Damion Dickens	DE	6-1	264	Sr.-1L	Lexington, Miss. (Copiah-Lincoln CCC)
27	Dylan Emery	S	6-0	198	Fr.-HS	The Colony, Texas. (Valor Christian HS)
13	Judd Erickson	QB	6-3	221	r-So.-SQ	Highlands Ranch, Colo. (Mountain Vista HS)
66	Kieran Firment	OL	6-3	312	r-So.-SQ	Oakdale, Pa. (West Allegheny HS)
24	Tron Folsom	LB	6-1	211	Fr.-TR	Alma, Ga. (Troy)
90	Jamori Fox	DL	6-0	289	r-Jr.-TR	Marietta, Ga. (Ellsworth CC)
10	Tywan Francis	S	5-10	194	So.-1L	New Orleans, La. (Landry-Walker HS)
23	Brenden Fulton	WR	5-9	190	r-Sr.-2L	Greeley, Colo. (Northridge HS)
34	Anthony Giusti	LB	6-0	221	r-Sr.-1L	Novato, Calif. (City College of San Francisco)
43	Troy Golden	LB	6-1	214	r-Fr.-RS	Orlando, Fla. (Olympia HS)
19	Xavier Goldsmith	CB	5-7	159	Fr.-HS	Detroit, Mich. (Harrison HS)
37	Anthony Grassi	WR	5-7	189	r-So.-RS	Colorado Springs, Colo. (Palmer HS)
30	Jack Grauberger	LB	6-0	205	r-Jr.-1L	Fort Collins, Colo. (Fort Collins HS)
35	Joshua Griffin	RB	5-10	194	Jr.-SQ	Houston, Texas. (Ross Shaw Sterling HS)
80	Nikko Hall	WR	6-0	181	So.-1L	Calabasas, Calif. (Calabasas HS)
88	Griffin Hammer	TE	6-4	235	r-So.-SQ	South Elgin, Ill. (St. Charles North)
23	Mikell Harvey	CB	5-8	160	r-Fr.-RS	Slidell, La. (Northshore HS)
14	Anthony Hawkins	CB	5-10	201	Sr.-3L	Arlington, Texas (Bowie HS)
19	Jaylen Hearst	WR	6-0	194	Fr.-HS	Fort Worth, Texas. (Fossil Ridge HS)
89	Kyle Helbig	TE	6-3	253	Fr.-HS	Broomfield, Colo. (Holy Family HS)
7	Jamal Hicks	S	6-0	203	Sr.-3L	Gardena, Calif. (Narbonne HS)
15	Collin Hill	QB	6-4	227	r-Jr.-2L	Moore, S.C. (Dorman HS)
62	Blake Householder	OL	5-11	272	r-Fr.-RS	Missouri City, Texas. (Dulles HS)
98	Ellison Hubbard	DL	6-0	286	Jr.-2L	Loganville, Ga. (Grayson HS)
28	Christian Hunter	RB	5-10	198	Fr.-HS	Fontana, Calif. (Kaiser HS)
5	Dequan Jackson	LB	6-1	228	So.-1L	Jacksonville, Fla. (Robert E. Lee HS)
56	Ches Jackson	OL	6-4	294	r-Fr.-RS	Tifton, Ga. (Tift County HS)
29	Tyreese Jackson	RB	6-0	207	Fr.-HS	Jeanerette, La. (Westgate HS)
9	Warren Jackson	WR	6-6	218	Jr.-2L	Mission Hills, Calif. (Bishop Alemayr HS)
71	Jeff Taylor	OL	6-0	307	Sr.-3L	Jonesboro, Ga. (Jonesboro HS)
33	Manny Jones	DE	6-3	269	Jr.-2L	Cartersville, Ga. (Woodland HS)
42	Mohamed Kamara	LB	6-2	236	Fr.-HS	Newark, N.J. (Central HS)
5	Marvin Kinsey, Jr.	RB	6-0	211	Sr.-3L	Atlanta, Ga. (Riverwood HS)
65	Luis Lebron	OL	6-3	322	r-So.-SQ	Jacksonville, Fla. (Sandalwood HS)
26	Logan Ludwig	WR	5-10	187	r-Fr.-RS	Littleton, Colo. (ThunderRidge HS)
31	Ryan Lynch	WR	6-1	187	r-Fr.-RS	Louisville, Colo. (Legacy HS)
6	Malcolm Magee	S	6-0	193	r-Fr.-RS	Collins, Miss. (Ocean Springs HS)
97	Toby McBride	DL	6-2	277	r-Jr.-1L	Fort Morgan, Colo. (Fort Morgan HS)
85	Trey McBride	TE	6-4	258	So.-1L	Fort Morgan, Colo. (Fort Morgan HS)
60	Florian McCann	OL	6-3	303	r-Fr.-RS	Denver, Colo. (Mullen HS)
2	Justice McCoy	QB	6-1	207	r-So.-SQ	New Orleans, La. (Saint Augustine HS)
81	Ty McCullouch	WR	5-11	173	Fr.-HS	Moreno Valley, Calif. (Rancho Verde HS)
44	Max McDonald	LB	6-0	239	r-Jr.-1L	Fort Collins, Colo. (Rocky Mountain HS)



# 2019 RAMS

83	Chris McEahern	WR	5-10	184	Fr.-HS	Arvada, Colo. (Arvada West HS)
32	Marcus McElroy	RB	5-11	228	Jr.-1L	Denver, Colo. (J.K. Mullen HS)
51	Patrick Moody	LB	6-1	224	r-So.-RS	Vero Beach, Fla. (Vero Beach Senior HS)
11	Andre Neal	CB	6-0	196	Sr.-TR	Baltimore, Md. (College of San Mateo)
73	Nouredin Nouili	OL	6-3	295	Fr.-HS	Frankfurt, Germany. (Norris HS)
12	Patrick O'Brien	QB	6-4	240	r-Jr.-SQ	San Juan Capistrano, Calif. (Nebraska)
41	Dane Olson	S	5-10	162	Fr.	San Marcos, Calif. San Marcos HS)
2	Dajon Owens	CB	6-0	185	Jr.-1L	Los Angeles, Calif. (Long Beach City College)
82	Isiah Pannunzio	FB	6-1	236	r-Jr.-2L	Pueblo, Colo. (Pueblo South HS)
39	Thomas Pannunzio	WR	5-8	163	So.-1L	Aurora, Colo. (Pueblo South HS)
92	Livingston Paogofie	DL	6-1	269	Jr.-2L	Arlington, Texas (Bowie HS)
74	Cade Perram	OL	6-3	285	Fr.-HS	Crestwood, Ky. (Saint Xavier HS)
94	Devin Phillips	DL	6-1	311	So.-1L	Monroe, La. (Neville HS)
70	Joctavis Phillips	OL	6-4	329	r-So.-RS	West Monroe, La. (Neville HS)
53	Cade Plath	LB	5-11	220	Fr.-HS	Chanhassen, Minn. (Chanhassen HS)
90	Maxwell Poduska	K	6-0	185	r-Fr.-TR	Fort Collins, Colo. (Kansas State)
36	Payton Polson	LB	5-11	197	Fr.	Highlands Ranch, Colo. (Valor Christian HS)
46	Adam Prentice	FB	6-0	243	r-Jr.-2L	Fresno, Calif. (Cloviss HS)
13	Jeremiah Pruitte	WR	6-5	206	Fr.-HS	Marietta, Ga. (Wheeler HS)
96	Cian Quiroga	DE	6-1	240	Fr.-HS	Denver, Colo. (Valor Christian HS)
86	Ross Reiter	LS	5-11	231	So.-1L	Phoenix, Ariz. (Brophy College Prep)
56	Rushton Roberts	DE	6-4	239	r-Fr.-RS	Jacksonville, Fla. (The Bolles School)
38	Adonis Rufran	CB	5-8	173	r-So.-SQ	Colorado Springs, Colo. (Palmer HS)
87	Ryan Sayre	WR	6-1	204	r-So.-TR	Castle Rock, Colo. (Chadron State)
40	Alex Schreiner	RB	5-8	163	Fr.	Lincoln, Neb. (Lincoln Christian HS)
3	E.J. Scott	WR	6-1	194	r-So.-RS	Powder Springs, Ga. (McEachern HS)
86	Maxx Shapiro	TE	6-0	227	r-So.-RS	Claremont, Calif. (Claremont HS)
57	Kavez Sherard	OL	6-4	303	r-Fr.-RS	Anderson, S.C. (T.L. Hanna HS)
78	Stevie Sifuentes	OL	6-1	283	Fr.-HS	Abilene, Texas (Abilene HS)
45	Jacob Stanton	LB	6-0	224	r-Fr.-RS	Thornton, Colo. (Chaparral HS)
37	Logan Stewart	S	6-0	214	r-Jr.-RS	Loveland, Colo. (Mountain View HS)
41	Ryan Stonehouse	P	5-9	171	Jr.-2L	La Verne, Calif. (Mater Dei HS)
72	T.J. Storment	OL	6-7	325	r-Jr.-TR	Statesville, N.C. (Fullerton College)
13	Trey Sutton	LB	5-11	237	r-Jr.-1L	Miami, Fla. (Westminster Christian HS)
10	Aaron Syverson	QB	5-11	188	Fr.-HS	Minnetonka, Minn. (Minnetonka HS)
40	Corte Tapia	FB	6-1	237	r-So.-SQ	Windsor, Colo. (Windsor HS)
27	Jaylen Thomas	RB	5-10	214	Fr.-HS	Colorado Springs, Colo. (Vista Ridge HS)
20	A'Jon Vivens	WR	5-11	198	So.-SQ	Denver, Colo. (Mullen HS)
97	Huck Vollmar	LS	6-2	209	r-Fr.-RS	Colorado Springs, Colo. (Air Academy HS)
1	Jadon Walker	WR	6-0	190	r-So.-SQ	Lithia Springs, Ga. (Chapel Hills HS)
69	Barry Wesley	OL	6-6	305	r-So.-1L	Morrison, Colo. (Bear Creek HS)
77	Keith Williams	OL	6-7	310	r-Jr.-SQ	Baltimore, Md. (Independence CC)
34	Hunter Williams	RB	5-7	184	r-Fr.-RS	Frisco, Texas. (Frisco Centennial HS)
84	Gary Williams	TE	6-1	235	r-Fr.-RS	Charlotte, N.C. (Zebulon B. Vance S)
22	Dante Wright	WR	5-8	168	Fr.-HS	Navarre, Fla. (Navarre HS)

## NUMERICAL ROSTER

42	Mohamed Kamara	LB
43	Troy Golden	LB
44	Max McDonald	LB
45	Jacob Stanton	LB
46	Adam Prentice	FB
47	David Aggrey	RB
51	Patrick Moody	LB
52	Aidan Cullen	DE
53	Cade Plath	LB
54	Brandon Derrow	DE
55	Tavian Brown	LB
56	Ches Jackson	OL
56	Rushton Roberts	DE
57	Kavez Sherard	OL
58	Blake Beecher	LB
60	Florian McCann	OL
62	Blake Householder	OL
63	Alex Azusenis	OL
64	Scott Brooks	OL
65	Luis Lebron	OL
66	Kieran Firment	OL
69	Barry Wesley	OL
70	Joctavis Phillips	OL
71	Jeff Taylor	OL
72	T.J. Storment	OL
73	Nouredin Nouili	OL
74	Cade Perram	OL
76	John Blasco, Jr.	OL
77	Keith Williams	OL
78	Stevie Sifuentes	OL
80	Nikko Hall	WR
81	Ty McCullouch	WR
82	Isiah Pannunzio	FB
83	Braxton Davis	K
83	Chris McEahern	WR
84	Gary Williams	TE
85	Trey McBride	TE
86	Ross Reiter	LS
86	Maxx Shapiro	TE
87	Ryan Sayre	WR
88	Griffin Hammer	TE
89	Kyle Helbig	TE
90	Jamori Fox	DL
90	Maxwell Poduska	K
91	Jan-Phillip Bombek	DL
92	Livingston Paogofie	DL
94	Devin Phillips	DL
95	Cayden Camper	K
96	Cian Quiroga	DE
97	Toby McBride	DL
97	Huck Vollmar	LS
98	Ellison Hubbard	DL
99	Damion Dickens	DE

### WHAT RETURNS...

#### Offense

<b>Rushing Yards</b> .....45.8%
<b>Passing Yards</b> .....38.2%
<b>Receiving Yards</b> ...36.5%
<b>Scoring</b> .....24.8%

#### Defense

<b>Tackles</b> .....56.5%
<b>Tackles for Loss</b> ..58.2%
<b>Sacks</b> .....60.0%
<b>Interceptions</b> .....28.6%
<b>Fumbles Forced</b> .. 80.0%

#### Special Teams

<b>Field Goals</b> .....0.0%
<b>Extra Points</b> .....0.0%
<b>Punting Yards</b> ..... 100%
<b>PR Yards</b> ..... 10.9%
<b>KOR Yards</b> ..... 70.9%

#### Offensive Starts Returning

TE Cameron Butler.....17
OL Jeff Taylor.....13
OL Barry Wesley.....12
FB Adam Prentice.....12
QB Collin Hill.....8
TE Trey McBride.....5
WR Warren Jackson.....3
FB Isiah Pannunzio.....1
WR E.J. Scott.....1

#### Defensive Starts Returning

S Jamal Hicks.....18
CB Anthony Hawkins.....17
CB Rashad Ajayi.....12
DL Ellison Hubbard.....12
DL Devin Phillips.....10
DL Manny Jones.....9
LB Max McDonald.....8
LB Trey Sutton.....3
CB Dajon Owens.....2
DL Livingston Paogofie.....2
DL Jan-Phillip Bombek.....2
DL Toby McBride.....1
LB Cam/Ron Carter.....1
DL Damion Dickens.....1
S Tywan Francis.....1
S Quinn Brannon.....1

#### Specialist Starts Returning

P Ryan Stonehouse.....25
LS Ross Reiter.....12





# Experience BREAKDOWN

## OFFENSE RETURNING LETTERMEN (16)

<b>Quarterbacks (1)</b> Collin Hill	<b>Wide Receivers (5)</b> Brenden Fulton Nikko Hall Warren Jackson Thomas Pannunzio E.J. Scott
<b>Backs (3)</b> Marvin Kinsey, Jr. Marcus McElroy Adam Prentice	<b>Offensive Line (4)</b> Scott Brooks Joctavis Phillips Jeff Taylor Barry Wesley
<b>Tight Ends (3)</b> Cameron Butler Trey McBride Isiah Pannunzio	

## DEFENSE RETURNING LETTERMEN (17)

<b>Defensive Line (6)</b> Jan-Phillip Bombek Damion Dickens Ellison Hubbard Manny Jones Livingston Paogofie Devin Phillips	<b>Linebackers (5)</b> Cam'Ron Carter Anthony Giusti Jack Grauberger Dequan Jackson Trey Sutton	<b>Secondary (6)</b> Rashad Ajayi Quinn Brannon Tywan Francis Anthony Hawkins Jamal Hicks Dajon Owens
--	--	---

## SPECIALISTS (2)

Ross Reiter, LS  
Ryan Stonehouse, P

## CAREER CONSECUTIVE AND TOTAL STARTS BY YEAR

OFFENSE/SPEC.	Yr.	Total Starts	Consec. Starts	---Starts by Year---			
				2019	2018	2017	2016
Cameron Butler, TE	Jr.	19	-	2	10	7	0
Jeff Taylor, OL	Sr.	18	10	5	10	3	0
Barry Wesley, OL	So.	17	17	5	12	0	0
Adam Prentice, FB	Jr.	13	-	1	6	6	0
Collin Hill, QB	Jr.	11	-	3	4	0	4
Trey McBride, TE	So.	9	4	4	5	0	0
Warren Jackson, WR	Jr.	7	-	4	3	0	0
E.J. Scott, WR	So.	6	5	5	1	0	0
Scott Brooks, OL	Jr.	5	5	5	0	0	0
T.J. Storment, OL	Jr.	5	5	5	0	0	0
Dante Wright, WR	Fr.	5	5	5	0	0	0
Nouredin Nouili, OL	Fr.	4	3	4	0	0	0
Marvin Kinsey, Jr., RB	Sr.	3	3	3	0	0	0
Patrick O'Brien, QB	Jr.	2	2	2	0	0	0
Nate Craig-Myers, WR	Jr.	1	1	1	0	0	0
Marcus McElroy, RB	Jr.	1	-	1	0	0	0
Joctavis Phillips, OL	So.	1	-	1	0	0	0
Isiah Pannunzio, FB	Jr.	1	-	0	1	0	0

DEFENSE	Yr.	Total Starts	Consec. Starts	---Starts by Year---			
				2019	2018	2017	2016
Jamal Hicks, S	Sr.	23	5	5	9	4	5
Anthony Hawkins, CB	Sr.	20	-	3	4	9	4
Rashad Ajayi, CB	So.	17	17	5	12	0	0
Ellison Hubbard, DL	Jr.	16	3	4	12	0	0
Devin Phillips, DL	So.	15	5	5	10	0	0
Manny Jones, DL	Jr.	14	8	5	8	1	0
Max McDonald, LB	Jr.	9	-	1	0	8	0
Trey Sutton, LB	Jr.	3	-	0	3	0	0
Dajon Owens, CB	Jr.	2	-	0	2	0	0
Livingston Paogofie, DL	Jr.	3	-	1	2	0	0
Jalen Bates, DL	Sr.	5	5	5	0	0	0
Tron Folsom, LB	Sr.	5	5	5	0	0	0
Andre Neal, DB	Sr.	5	5	5	0	0	0
Logan Stewart, DB	Jr.	5	5	5	0	0	0
Cam'ron Carter, LB	So.	2	-	1	1	0	0
Jan-Phillip Bombek, DE	Sr.	2	-	0	2	0	0
Dequan Jackson, LB	So.	4	4	4	0	0	0
Marshaun Cameron, DB	Sr.	1	1	1	0	0	0
Toby McBride, DL	Jr.	1	-	0	0	0	1
Damion Dickens, DL	Sr.	1	-	0	1	0	0
Tywan Francis, S	So.	1	-	0	1	0	0
Quinn Brannon, S	So.	1	-	0	1	0	0

## GAME-OPENING DRIVES

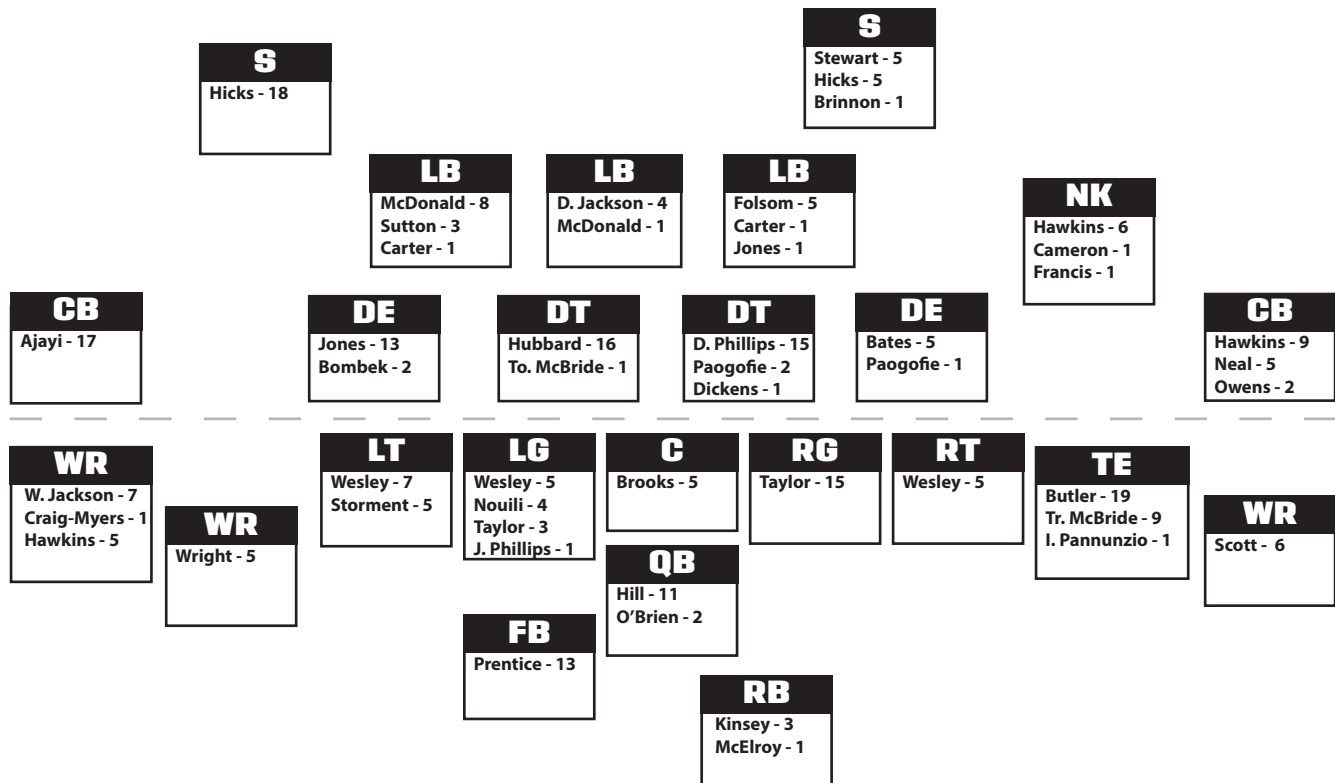
	-----CSU-----				-----OPP-----			
	Plays	Yds.	TOP	Result	Plays	Yds.	TOP	Result
vs. Colorado	6	80	2:41	TD	10	75	5:30	TD
Western Illinois	1	75	0:10	TD	6	19	3:05	Punt
at Arkansas	2	75	0:18	TD	5	75	1:42	TD
Toledo	9	75	3:25	TD	3	9	1:52	Punt
at Utah State	3	5	1:42	Punt	4	26	1:00	Fumble
San Diego State								
at New Mexico								
at Fresno State								
UNLV								
Air Force								
at Wyoming								
Boise State								

## SECOND HALF-OPENING DRIVES

	-----CSU-----				-----OPP-----			
	Plays	Yds.	TOP	Result	Plays	Yds.	TOP	Result
vs. Colorado	1	2	0:19	Fumble	3	27	0:54	TD
Western Illinois	4	49	1:30	TD	9	24	4:45	Downs
at Arkansas	15	72	7:22	FG	8	75	1:53	TD
Toledo	2	72	0:53	TD	3	75	0:38	TD
at Utah State	4	3	1:01	FG	2	0	0:16	INT
San Diego State								
at New Mexico								
at Fresno State								
UNLV								
Air Force								
at Wyoming								
Boise State								



# Position STARTS



## OFFENSIVE GAME-BY-GAME STARTERS

OPPONENT	QB	RB	WR	WR	TE	LT	LG	C	RG	RT	11
vs. Colorado	Hill	Prentice (FB)	W. Jackson	Wright	Butler	Storment	Nouili	Brooks	Taylor	Wesley	Scott (WR)
Western Illinois	Hill	McElroy	W. Jackson	Wright	Tr. McBride	Storment	J. Phillips	Brooks	Taylor	Wesley	Scott (WR)
at Arkansas	Hill	Kinsey	W. Jackson	Wright	Tr. McBride	Storment	Nouili	Brooks	Taylor	Wesley	Scott (WR)
Toledo	O'Brien	Kinsey	W. Jackson	Wright	Tr. McBride	Storment	Nouili	Brooks	Taylor	Wesley	Butler (TE)
at Utah State	O'Brien	Kinsey	Craig-Myers	Wright	Tr. McBride	Storment	Nouili	Brooks	Taylor	Wesley	Scott (WR)
San Diego State											
at New Mexico											
at Fresno State											
UNLV											
Air Force											
at Wyoming											
Boise State											

## DEFENSIVE GAME-BY-GAME STARTERS

OPPONENT	DE	DT	DT	DE	LB	LB	CB	S	S	CB	11
vs. Colorado	Bates	Hubbard	D. Phillips	Jones	McDonald	Folsom	Ajayi	Stewart	Hicks	Neal	Hawkins (NK)
Western Illinois	Bates	Paogofie	D. Phillips	Jones	D. Jackson	Folsom	Ajayi	Stewart	Hicks	Neal	Carter (LB)
at Arkansas	Bates	Hubbard	D. Phillips	Jones	D. Jackson	Folsom	Ajayi	Stewart	Hicks	Neal	Hawkins (NK)
Toledo	Bates	Hubbard	D. Phillips	Jones	D. Jackson	Folsom	Ajayi	Stewart	Hicks	Neal	Hawkins (NK)
at Utah State	Bates	Hubbard	D. Phillips	Jones	D. Jackson	Folsom	Ajayi	Stewart	Hicks	Neal	Cameron (NK)
San Diego State											
at New Mexico											
at Fresno State											
UNLV											
Air Force											
at Wyoming											
Boise State											



# Explosive PLAYS

Yds	Type	Player	Opp.	Qtr.
77	Pass	Kinsey Jr./Hill	WIU	1*
75	Pass	Wright/Hill	WIU	1*
75	Run	Kinsey Jr.	Ark.	1*
75	Pass	Wright/O'Brien	Ark.	3*
74	Run	Kinsey Jr.	Tol.	3*
65	Pass	Craig-Myers/O'Brien	USU	1
45	Pass	Craig-Myers/O'Brien	Tol.	2
44	Ret.	Neal	USU	2*
41	Run	Wright	CU	2*
40	Pass	Scott/Hill	WIU	2
39	Pass	Wright/Hill	CU	1*
37	Run	Kinsey Jr.	Tol.	1
35	Pass	Scott/O'Brien	USU	3
34	Run	McElroy	Ark.	1
33	Run	Wright	WIU	3*
32	Pass	Craig-Myers/O'Brien	USU	2
32	KR	Hawkins	Ark.	4
31	Pass	Kinsey Jr./Hill	CU	1
29	Pass	W. Jackson/Hill	CU	3
29	Pass	McCullouch/O'Brien	WIU	4
29	Pass	Tr. McBride/O'Brien	Tol.	4
29	Run	Kinsey Jr.	Tol.	4
26	Run	Kinsey Jr.	Tol.	3
25	Pass	W. Jackson/O'Brien	Tol.	3
24	Run	Kinsey Jr.	WIU	1
23	Pass	Scott/O'Brien	Tol.	4
22	Pass	Wright/O'Brien	USU	1
22	Pass	Tr. McBride/Hill	CU	2
22	Pass	W. Jackson/O'Brien	Tol.	1
21	Run	Kinsey Jr.	Ark.	2
20	Run	Wright	USU	2
20	Pass	Butler/O'Brien	Tol.	3
20	PR	Wright	WIU	2
19	Run	Kinsey Jr.	Ark.	1
18	Run	McElroy	WIU	4
15	Run	Collin Hill	CU	4
15	Run	O'Brien	Tol.	3
14	Run	Kinsey Jr.	Tol.	3*
13	Run	Kinsey Jr.	WIU	1
13	Run	Kinsey Jr.	Ark.	3
12	Run	Kinsey Jr.	Tol.	1

\* Indicates a touchdown-scoring play

## BY TYPE (TOUCHDOWNS)

Passing .....	19/4
Rushing .....	19/5
Defensive Return .....	1/1
Kickoff Return (30+).....	1/0
Punt Return (15+).....	1/0
<b>TOTALS .....</b>	<b>40 (10)</b>

## BY GAME

vs. Colorado.....	6
Western Illinois.....	8
at Arkansas.....	8
Toledo.....	13
at Utah State.....	5
San Diego State.....	-
at New Mexico.....	-
at Fresno State.....	-
UNLV.....	-
Air Force.....	-
at Wyoming.....	-
Boise State.....	-

## BY QUARTER

1st.....	14
2nd.....	9
3rd.....	11
4th.....	7

## PASSING

Patrick O'Brien 12 (75)  
Collin Hill 7 (77)

## RECEIVING

Dante Wright 4 (75)  
Nate Craig-Myers 3 (65)  
E.J. Scott 3 (40)  
Warren Jackson 3 (29)  
Marvin Kinsey Jr. 2 (77)  
Trey McBride 2 (29)  
Ty McCullouch 1 (29)  
Cameron Butler 1 (20)

## RUSHING

Marvin Kinsey Jr. 12 (75)  
Dante Wright 3 (41)  
Marcus McElroy 2 (34)  
Collin Hill 1 (15)  
Patrick O'Brien 1 (15)

## DEFENSIVE RETURN

Andre Neal 1 (44)

## KICK RETURN (30+)

Anthony Hawkins 1 (32)

## PUNT RETURN (15+)

Dante Wright 1 (20)

## GAME-BY-GAME NOTABLES

Opponent	Captains	Coin Toss	Kick or Receive	First Poss.	Game Time	Game Length	Helmet Style	Jersey Color	Pants Color	Game Result
<b>vs. Colorado</b>	Prentice, Hicks, To. McBride, W. Jackson	Lost	Kick	TD	8:47	3:19	Green	White	Green	L, 31-52
<b>Western Illinois</b>	Prentice, Hicks, Jones, W. Jackson	Lost	Receive	TD	2:05	3:20	Green	Green	Gold	W, 38-13
<b>at Arkansas</b>	Prentice, Hicks, Hill, Jones	Lost	Receive	TD	3:01	3:29	Green	White	Green	L, 34-55
<b>Toledo</b>	Prentice, Hicks, W. Jackson, D. Jackson	Won	Receive	TD	8:20	4:14	Green	Orange	White	L, 35-41
<b>at Utah State</b>	Prentice, Hicks, Tr. McBride, D. Jackson	Won	Receiv	Punt	6:00	3:37	White	White	White	L, 24-34
<b>San Diego State</b>										
<b>at New Mexico</b>										
<b>at Fresno State</b>										
<b>UNLV</b>										
<b>Air Force</b>										
<b>at Wyoming</b>										
<b>Boise State</b>										



# Big Play BREAKDOWN

## TURNOVERS

Opponent	Forced by CSU			Pts Off	Pts. Off Margin	Forced by Opponent			Pts Off
	Fum	INT	Tot			Fum	INT	Tot	
vs. Colorado	0	0	0	0	-17	2	2	4	17
Western Illinois	1	0	1	0	-3	2	0	2	3
at Arkansas	1	0	1	7	-3	2	0	2	10
Toledo	0	0	0	0	0	0	1	1	0
at Utah State	2	2	4	10	0	3	0	3	10
San Diego State	-	-	-	-	-	-	-	-	-
at New Mexico	-	-	-	-	-	-	-	-	-
at Fresno State	-	-	-	-	-	-	-	-	-
UNLV	-	-	-	-	-	-	-	-	-
Air Force	-	-	-	-	-	-	-	-	-
at Wyoming	-	-	-	-	-	-	-	-	-
Boise State	-	-	-	-	-	-	-	-	-
<b>TOTAL</b>	<b>4</b>	<b>2</b>	<b>6</b>	<b>17</b>	<b>-23</b>	<b>9</b>	<b>3</b>	<b>12</b>	<b>40</b>

## CSU BIG PLAYS

Opponent	Rushing				Passing				Special Teams		Defensive Plays	
	15-19	20-29	30-39	40+	20-29	30-39	40-49	50+	Block	Ret. TD	INT	TD
vs. Colorado	1	0	0	1	2	2	0	0	0	0	0	0
Western Illinois	1	1	1	0	1	0	1	2	0	0	0	0
at Arkansas	1	1	1	1	0	0	0	1	0	0	0	0
Toledo	1	2	1	1	5	0	1	0	0	0	0	0
at Utah State	0	1	0	0	1	2	0	1	1	0	2	1
San Diego State	-	-	-	-	-	-	-	-	-	-	-	-
at New Mexico	-	-	-	-	-	-	-	-	-	-	-	-
at Fresno State	-	-	-	-	-	-	-	-	-	-	-	-
UNLV	-	-	-	-	-	-	-	-	-	-	-	-
Air Force	-	-	-	-	-	-	-	-	-	-	-	-
at Wyoming	-	-	-	-	-	-	-	-	-	-	-	-
Boise State	-	-	-	-	-	-	-	-	-	-	-	-
<b>TOTAL</b>	<b>4</b>	<b>5</b>	<b>3</b>	<b>3</b>	<b>9</b>	<b>4</b>	<b>2</b>	<b>4</b>	<b>1</b>	<b>0</b>	<b>2</b>	<b>1</b>

## OPPONENT BIG PLAYS

Opponent	Rushing				Passing				Special Teams		Defensive Plays	
	15-19	20-29	30-39	40+	20-29	30-39	40-49	50+	Block	Ret. TD	INT	TD
vs. Colorado	1	2	1	0	4	1	0	0	0	0	2	1
Western Illinois	0	0	0	1	1	1	0	0	0	0	0	0
at Arkansas	1	2	0	1	3	1	0	1	0	0	0	1
Toledo	2	3	2	2	1	0	0	1	0	0	1	0
at Utah State	1	0	0	0	0	2	1	0	0	0	0	1
San Diego State	-	-	-	-	-	-	-	-	-	-	-	-
at New Mexico	-	-	-	-	-	-	-	-	-	-	-	-
at Fresno State	-	-	-	-	-	-	-	-	-	-	-	-
UNLV	-	-	-	-	-	-	-	-	-	-	-	-
Air Force	-	-	-	-	-	-	-	-	-	-	-	-
at Wyoming	-	-	-	-	-	-	-	-	-	-	-	-
Boise State	-	-	-	-	-	-	-	-	-	-	-	-
<b>TOTAL</b>	<b>5</b>	<b>7</b>	<b>3</b>	<b>4</b>	<b>9</b>	<b>5</b>	<b>1</b>	<b>2</b>	<b>0</b>	<b>0</b>	<b>3</b>	<b>3</b>

## SCORING DRIVES

Opponent	No.	Plays	Yards	Time	TD Drives	Plays	Yards	Time
vs. Colorado	5	8.2	75.6	4:12	4	7.5	80.5	3:42
Western Illinois	6	5.2	59	2:27	5	4.6	63.6	2:03
at Arkansas	6	6.7	64.3	2:44	4	4.3	65.5	1:37
Toledo	6	7.3	72.5	4:21	4	6.5	73.3	2:14
at Utah State	3	6	33.7	2:06	2	7	49	2:39
San Diego State	-	-	-	-	-	-	-	-
at New Mexico	-	-	-	-	-	-	-	-
at Fresno State	-	-	-	-	-	-	-	-
UNLV	-	-	-	-	-	-	-	-
Air Force	-	-	-	-	-	-	-	-
at Wyoming	-	-	-	-	-	-	-	-
Boise State	-	-	-	-	-	-	-	-
<b>AVERAGE</b>	<b>5.2</b>	<b>6.8</b>	<b>63.6</b>	<b>3:10</b>	<b>3.8</b>	<b>5.9</b>	<b>66.4</b>	<b>2:27</b>





# The Last Time AN OPPONENT...

## INDIVIDUAL

30 Rushing Attempts	36	Gerold Bright, Utah State, Sept. 28, 2019
200 Yards Rushing	228	Bryant Koback, Toledo, Sept. 21, 2019
150 Yards Rushing	179	Gerold Bright, Utah State, Sept. 28, 2019
4 Touchdowns Rushing	4	Tim McVey, Air Force; Nov. 12, 2016
3 Touchdowns Rushing	3	Bryant Koback, Toledo, Sept. 21, 2019
400 Yards Passing	404	Ty Gangi, Nevada; Nov. 10, 2018
350 Yards Passing	404	Ty Gangi, Nevada; Nov. 10, 2018
50 Pass Attempts	51	Joe Gray, San Jose State; Nov. 1, 2014
40 Pass Attempts	40	Josh Live, San Jose State; Oct. 6, 2018
35 Pass Attempts	35	Nick Starkel, Arkansas; Sept. 14, 2019
30 Pass Completions	31	Dru Brown, Hawai'i; Sept. 30, 2017
25 Pass Completions	28	Ty Gangi, Nevada; Nov. 10, 2018
20 Pass Completions	20	Nick Starkel, Arkansas; Sept. 14, 2019
4 Touchdown Passes	4	Ty Gangi, Nevada; Nov. 10, 2018
400 Yards Total Offense	411	Ty Gangi, Nevada; Nov. 10, 2018
300 Yards Total Offense	305	Nick Starkel, Arkansas; Sept. 14, 2019
10 Receptions	11	Laviska Shenault, Colorado; Aug. 31, 2018
200 Receiving Yards	208	Laviska Shenault, Colorado; Aug. 31, 2018
3 Touchdown Receptions	3	Kendal Keys, UNLV; Nov. 14, 2015
3 Field Goals Made	3	Ryan Meskell, Hawai'i; Aug. 25, 2018
2 Pass Interceptions	2	Marcell Gibbons, Northern Colorado; Sept. 10, 2011
50-Yard Field Goal	54	Connor Limpert, Arkansas; Sept. 14, 2019
60-Yard Punt	72	Bailey Flint, Toledo, Sept. 21, 2019
Kickoff Return For Touchdown	100	Savon Scarver, Utah State, Sept. 28, 2019
Punt Return For Touchdown	74	Kekaula Kaniho, Boise State; Oct. 19, 2018
Fumble Return For Touchdown	8	David Woodward, Utah State, Sept. 28, 2019
Interception Return For Touchdown	95	Aaron Wade, Utah State; Nov. 17, 2018
	32	Jontrell Rocquemore, Utah State; Nov. 17, 2018
Punt Block For Touchdown	0	Tyrie Cleveland, Florida; Sept. 15, 2018

## OPPONENT

## TEAM

		OPPONENT
30 First Downs	30	Air Force; Nov. 22, 2018
400 Yards Rushing	436	Toledo; Sept. 21, 2019
300 Yards Rushing	436	Toledo; Sept. 21, 2019
60 Rushing Attempts	67	Air Force; Nov. 22, 2018
50 Rushing Attempts	56	Utah State, Sept. 28, 2019
4 Rushing Touchdowns	4	Toledo; Sept. 21, 2019
400 Yards Passing	404	Nevada, Nov. 10, 2018
50 Pass Attempts	51	San Jose State; Nov. 1, 2014
40 Pass Attempts	45	Boise State; Nov. 11, 2017
30 Pass Completions	31	Hawai'i; Sept. 30, 2017
4 Touchdown Passes	4	Nevada, Nov. 10, 2018
600 Yards Total Offense	636	Nevada, Nov. 10, 2018
80 Total Plays	89	Utah State, Sept. 28, 2019
4 Turnovers Forced	4	Colorado; Aug. 30, 2019
0 Turnovers Given Up	0	Toledo; Sept. 21, 2019
2 Players In Game/100 Yards Rushing	2	Toledo; Sept. 21, 2019
3 Players In Game/100 Yards Rushing	3	Air Force; Sept. 30, 1989
2 Players In Game/100 Yards Receiving	2	Colorado; Aug. 31, 2018
100-yd. Rusher and 100-yd. Receiver		Illinois State; Sept. 22, 2018
100-yd. Rusher and 200-yd. Receiver		Colorado; Aug. 31, 2018
10 or Fewer First Downs	9	Northern Colorado; Sept. 10, 2011
4 Passes Had Intercepted	5	New Mexico; Nov. 17, 2001
100 Yards Or Fewer Rushing	64	Western Illinois; Sept. 7, 2019
50 Yards Or Fewer Rushing	48	San Jose State; Oct. 6, 2018
300 Yards Or Fewer Total Offense	215	Western Illinois; Sept. 7, 2019
Scored a Safety	1	San Jose State; Oct. 6, 2018
Blocked Punt	1	Florida; Sept. 15, 2018
Blocked Field Goal	1	North Dakota State, Sept. 8, 2012
2-Point Conversion	1	Hawai'i; Oct. 26, 2013
35:00 Time Of Possession	38:31	Air Force; Nov. 22, 2018
50 Points Scored	55	Arkansas, Sept. 14., 2019
Shutout	13-0	Utah State; Nov. 23, 2013
0 Points Scored 1st Quarter	0	New Mexico; Oct. 13, 2018
0 Points Scored, 1st Half	0	San Jose State; Oct. 6, 2018
0 Points Scored Through 3 Quarters	0	Fresno State; Nov. 5, 2016
0 Points Scored, 4th Quarter	0	Nevada, Nov. 10, 2018
0 Points Scored, 2nd Half	0	Colorado; Sept. 1, 2017

Drive **SUMMARIES**

<b>August 30 vs. Colorado</b>	<b>Qtr.</b>	<b>Time</b>	<b>Plays</b>	<b>Yds.</b>	<b>Elapsed</b>
Hill to Wright, 39 pass (Poduska kick)	1	6:42	6	80	2:41
Hill to Jackson, 8 pass (Poduska kick)	2	14:13	11	92	5:27
Wright, 41 rush (Poduska kick)	2	1:35	7	75	4:02
Poduska, 42 field goal	3	4:30	11	56	6:16
Hill to Butler, 13 pass (Poduska kick)	4	12:13	6	75	2:37

<b>September 7 vs. Western Illinois</b>	<b>Qtr.</b>	<b>Time</b>	<b>Plays</b>	<b>Yds.</b>	<b>Elapsed</b>
Hill to Wright, 75 pass (Poduska kick)	1	14:50	1	75	0:10
Hill to Kinsey, 77 pass (Poduska kick)	1	7:53	3	75	0:54
Hill to Scott, 10 pass (Poduska kick)	2	8:43	11	65	6:10
Hill to Kinsey, 14 pass (Poduska kick)	2	5:27	4	52	1:31
Wright, 33 rush (Davis kick)	3	8:45	4	49	1:30
Davis, 41 field goal	4	8:12	8	38	4:32

<b>September 14 at Arkansas</b>	<b>Qtr.</b>	<b>Time</b>	<b>Plays</b>	<b>Yds.</b>	<b>Elapsed</b>
Kinsey 75 run (Camper kick)	1	14:42	2	75	0:18
Hill to Jackson, 14 pass (Camper kick)	1	3:27	5	75	2:32
Hill 1 run (Camper kick)	2	7:31	5	40	1:55
Camper, 46 field goal	2	0:04	10	52	2:37
Camper, 21 field goal	3	5:45	15	72	7:22
O'Brien to Wright, 75 pass (Camper kick)	3	2:26	3	72	1:44

<b>September 21 vs. Toledo</b>	<b>Qtr.</b>	<b>Time</b>	<b>Plays</b>	<b>Yds.</b>	<b>Elapsed</b>
O'Brien to Jackson, 6 pass (Camper kick)	1	11:35	9	75	3:25
Camper, 40 field goal	2	12:48	8	55	2:19
Camper, 22 field goal	2	6:54	10	87	4:21
Kinsey 74 run (Camper kick)	3	13:21	2	72	0:53
Kinsey 14 run (Camper kick)	3	10:10	6	75	2:58
O'Brien 1 run (O'Brien to Wright)	4	4:33	9	71	1:42

<b>September 28 at Utah State</b>	<b>Qtr.</b>	<b>Time</b>	<b>Plays</b>	<b>Yds.</b>	<b>Elapsed</b>
Thomas 2 run (Camper kick)	1	7:14	6	18	2:03
Kinsey 1 run (Camper kick)	2	14:24	8	80	3:16
Camper, 45 field goal	3	13:43	4	3	1:01

<b>October 5 vs. San Diego State</b>	<b>Qtr.</b>	<b>Time</b>	<b>Plays</b>	<b>Yds.</b>	<b>Elapsed</b>
-	-	-	-	-	-

<b>October 11 at New Mexico</b>	<b>Qtr.</b>	<b>Time</b>	<b>Plays</b>	<b>Yds.</b>	<b>Elapsed</b>
-	-	-	-	-	-

<b>October 26 at Fresno State</b>	<b>Qtr.</b>	<b>Time</b>	<b>Plays</b>	<b>Yds.</b>	<b>Elapsed</b>
-	-	-	-	-	-

<b>November 2 vs. UNLV</b>	<b>Qtr.</b>	<b>Time</b>	<b>Plays</b>	<b>Yds.</b>	<b>Elapsed</b>
-	-	-	-	-	-

<b>November 16 vs. Air Force</b>	<b>Qtr.</b>	<b>Time</b>	<b>Plays</b>	<b>Yds.</b>	<b>Elapsed</b>
-	-	-	-	-	-

<b>November 22 at Wyoming</b>	<b>Qtr.</b>	<b>Time</b>	<b>Plays</b>	<b>Yds.</b>	<b>Elapsed</b>
-	-	-	-	-	-

<b>November 29 vs. Boise State</b>	<b>Qtr.</b>	<b>Time</b>	<b>Plays</b>	<b>Yds.</b>	<b>Elapsed</b>
-	-	-	-	-	-

**DRIVE SUPERLATIVES**

**Longest TD Drive (Yards)** - 92 yards vs. Colorado (Hill to Jackson, 8 pass)

**Shortest TD Drive (Yards)** - 40 yards at Arkansas (Hill, 1 rush)

**Longest TD Drive (Time)** - 5:27 vs. Colorado (Hill to Jackson, 8 pass)

**Shortest TD Drive (Time)** - 0:10 vs. Western Illinois (Hill to Wright, 75 pass)

**Most Plays on TD Drive** - 11 plays, three times

**Fewest Plays on TD Drive** - 1 play vs. Western Illinois (Hill to Wright, 75 pass)













The Automated ScoreBook  
Colorado State Game Results (as of Sep 28, 2019)  
All games

Date	Opponent	Score	Overall	Conference	Time	Attend
Aug 30, 2019	vs Colorado	L 31-52	0-1	0-0	3:19	66997
Sep 07, 2019	WESTERN ILLINOIS	W 38-13	1-1	0-0	3:20	24453
Sep 14, 2019	at Arkansas	L 34-55	1-2	0-0	3:29	55583
Sep 21, 2019	TOLEDO	L 35-41	1-3	0-0	4:14	24464
* Sep 28, 2019	at Utah State	L 24-34	1-4	0-1	3:37	20017

The Automated ScoreBook  
 Colorado State Overall Team Statistics (as of Sep 28, 2019)  
 All games

Team Statistics	CSU	OPP
SCORING	162	195
Points Per Game	32.4	39.0
Points Off Turnovers	17	40
FIRST DOWNS	117	103
Rushing	42	56
Passing	65	38
Penalty	10	9
RUSHING YARDAGE	908	1198
Yards gained rushing	1016	1282
Yards lost rushing	108	84
Rushing Attempts	176	205
Average Per Rush	5.2	5.8
Average Per Game	181.6	239.6
TDs Rushing	9	11
PASSING YARDAGE	1597	1003
Comp-Att-Int	123-197-3	78-140-2
Average Per Pass	8.1	7.2
Average Per Catch	13.0	12.9
Average Per Game	319.4	200.6
TDs Passing	10	9
TOTAL OFFENSE	2505	2201
Total Plays	373	345
Average Per Play	6.7	6.4
Average Per Game	501.0	440.2
KICK RETURNS: #-Yards	9-206	5-226
PUNT RETURNS: #-Yards	10-58	9-36
INT RETURNS: #-Yards	2-44	3-0
KICK RETURN AVERAGE	22.9	45.2
PUNT RETURN AVERAGE	5.8	4.0
INT RETURN AVERAGE	22.0	0.0
FUMBLES-LOST	12-9	5-4
PENALTIES-Yards	35-335	33-257
Average Per Game	67.0	51.4
PUNTS-Yards	22-1027	28-1230
Average Per Punt	46.7	43.9
Net punt average	44.1	39.0
KICKOFFS-Yards	31-1788	38-2230
Average Per Kick	57.7	58.7
Net kick average	36.7	38.8
TIME OF POSSESSION/Game	31:59	28:01
3RD-DOWN Conversions	26/71	24/68
3rd-Down Pct	37%	35%
4TH-DOWN Conversions	4/8	5/7
4th-Down Pct	50%	71%
SACKS BY-Yards	9-61	8-64
MISC YARDS	0	0
TOUCHDOWNS SCORED	20	24
FIELD GOALS-ATTEMPTS	7-13	9-9
ON-SIDE KICKS	1-1	0-0
RED-ZONE SCORES	(15-17) 88%	(14-16) 88%
RED-ZONE TOUCHDOWNS	(11-17) 65%	(9-16) 56%
PAT-ATTEMPTS	(19-19) 100%	(24-24) 100%
ATTENDANCE	48917	75600
Games/Avg Per Game	2/24458	2/37800
Neutral Site Games		1/66997

Score by Quarters	1st	2nd	3rd	4th	OT	Total
Colorado State	49	58	37	18	0	162
Opponents	48	47	45	55	0	195

The Automated ScoreBook  
Colorado State Overall Individual Statistics (as of Sep 28, 2019)  
All games

Rushing	g	att	gain	loss	net	avg	td	lg	avg/g
KINSEY JR., M.	5	90	639	13	626	7.0	4	75	125.2
WRIGHT, D.	5	9	117	3	114	12.7	2	41	22.8
McELROY, M.	4	19	88	0	88	4.6	0	34	22.0
THOMAS, J.	5	20	71	1	70	3.5	1	10	14.0
HUNTER, C.	4	7	17	0	17	2.4	0	5	4.2
O'BRIEN, P.	4	17	42	36	6	0.4	1	15	1.5
McCOY, J.	1	2	11	8	3	1.5	0	11	3.0
HILL, C.	3	10	31	31	0	0.0	1	15	0.0
TEAM	3	2	0	16	-16	-8.0	0	0	-5.3
Total	5	176	1016	108	908	5.2	9	75	181.6
Opponents	5	205	1282	84	1198	5.8	11	75	239.6

Passing	g	effic	comp	att	in	pct	yds	td	lg	avg/g
HILL, C.	3	158.78	69	102	2	67.6	840	8	77	280.0
O'BRIEN, P.	4	131.38	54	93	1	58.1	757	2	75	189.2
TEAM	3	0.00	0	2	0	0.0	0	0	0	0.0
McCOY, J.	1	0.00	0	0	0	0.0	0	0	0	0.0
Total	5	144.24	123	197	3	62.4	1597	10	77	319.4
Opponents	5	134.25	78	140	2	55.7	1003	9	62	200.6

Receiving	g	no.	yds	avg	td	lg	avg/g
JACKSON, W.	4	31	327	10.5	3	29	81.8
WRIGHT, D.	5	27	410	15.2	3	75	82.0
McBRIDE, Tr.	5	14	145	10.4	0	29	29.0
KINSEY JR., M.	5	12	175	14.6	2	77	35.0
SCOTT, E.J.	5	10	152	15.2	1	40	30.4
CRAIG-MYERS, N.	2	8	185	23.1	0	65	92.5
BUTLER, C.	5	7	66	9.4	1	20	13.2
PRENTICE, A.	5	4	27	6.8	0	14	5.4
THOMAS, J.	5	3	28	9.3	0	17	5.6
HALL, N.	1	2	18	9.0	0	9	18.0
McELROY, M.	4	2	11	5.5	0	7	2.8
McCULLOUGH, T.	3	1	29	29.0	0	29	9.7
WALKER, J.	3	1	16	16.0	0	16	5.3
HUNTER, C.	4	1	8	8.0	0	8	2.0
Total	5	123	1597	13.0	10	77	319.4
Opponents	5	78	1003	12.9	9	62	200.6

Punt Returns	no.	yds	avg	td	lg
WRIGHT, D.	8	51	6.4	0	20
GOLDEN, T.	1	10	10.0	0	0
CAMERON, M.	1	-3	-3.0	0	0
Total	10	58	5.8	0	20
Opponents	9	36	4.0	0	15

Interceptions	no.	yds	avg	td	lg
BAILEY, K.	1	0	0.0	0	0
NEAL, A.	1	44	44.0	1	44
Total	2	44	22.0	1	44
Opponents	3	0	0.0	0	0

Kick Returns	no.	yds	avg	td	lg
HAWKINS, A.	8	190	23.8	0	32
HUNTER, C.	1	16	16.0	0	16
Total	9	206	22.9	0	32
Opponents	5	226	45.2	1	100

Fumble Returns	no.	yds	avg	td	lg
Total	0	0	0.0	0	0
Opponents	3	42	14.0	3	25

The Automated ScoreBook  
 Colorado State Overall Individual Statistics (as of Sep 28, 2019)  
 All games

Scoring	td	fg	PAT				dx	saf	pts
			kick	rush	rcv	pass			
KINSEY JR., M.	6	-	-	-	-	-	-	36	
WRIGHT, D.	5	-	-	-	1	-	-	32	
CAMPER, C.	-	5-8	10-10	-	-	-	-	25	
JACKSON, W.	3	-	-	-	-	-	-	18	
PODUSKA, M.	-	1-3	8-8	-	-	-	-	11	
THOMAS, J.	1	-	-	-	-	-	-	6	
NEAL, A.	1	-	-	-	-	-	-	6	
HILL, C.	1	-	-	-	-	-	-	6	
O'BRIEN, P.	1	-	-	-	-	1-1	-	6	
SCOTT, E.J.	1	-	-	-	-	-	-	6	
BUTLER, C.	1	-	-	-	-	-	-	6	
DAVIS, B.	-	1-2	1-1	-	-	-	-	4	
Total	20	7-13	19-19	-	1	1-1	-	162	
Opponents	24	9-9	24-24	-	-	-	-	195	

Total Offense	g	plays	rush	pass	total	avg/g
HILL, C.	3	112	0	840	840	280.0
O'BRIEN, P.	4	110	6	757	763	190.8
KINSEY JR., M.	5	90	626	0	626	125.2
WRIGHT, D.	5	9	114	0	114	22.8
McELROY, M.	4	19	88	0	88	22.0
THOMAS, J.	5	20	70	0	70	14.0
HUNTER, C.	4	7	17	0	17	4.2
McCOY, J.	1	2	3	0	3	3.0
TEAM	3	4	-16	0	-16	-5.3
Total	5	373	908	1597	2505	501.0
Opponents	5	345	1198	1003	2201	440.2

Field Goals	fg	pct.	01-19	20-29	30-39	40-49	50-99	lg	blk
PODUSKA, M.	1-3	33.3	0-0	0-0	0-0	1-3	0-0	42	0
DAVIS, B.	1-2	50.0	0-0	0-0	0-0	1-1	0-1	41	0
CAMPER, C.	5-8	62.5	0-0	2-2	0-1	3-3	0-2	46	0

Punting	no.	yds	avg	lg	tb	fc	i20	50+	blk
STONEHOUSE, R.	22	1024	46.7	59	1	3	4	8	0
Total	22	1024	46.7	59	1	3	4	8	0
Opponents	28	1234	43.9	72	4	8	11	7	1

FG Sequence	Colorado State	Opponents
Colorado	(42)	(41)
Western Illinois	49,61,43,(41)	(32),(44)
Arkansas	(46),(21),50	(54),(22)
Toledo	(40),(22),35	(34),(23)
Utah State	51,(45)	(42),(48)

Kickoffs	no.	yds	avg	tb	ob	retn	net	ydIn
DAVIS, B.	31	1785	57.7	17	0			
Total	31	1785	57.7	17	0	45.2	36.7	28
Opponents	38	2235	58.7	22	1	22.9	38.8	26

Numbers in (parentheses) indicate field goal was made.



The Automated ScoreBook  
Colorado State Overall Individual Statistics (as of Sep 28, 2019)  
All games

All Purpose	g	rush	rcv	pr	kr	ir	total	avg/g
KINSEY JR.,	5	626	175	0	0	0	801	160.2
WRIGHT, D.	5	114	410	51	0	0	575	115.0
JACKSON,	4	0	327	0	0	0	327	81.8
HAWKINS, A.	5	0	0	0	190	0	190	38.0
CRAIG-MYE	2	0	185	0	0	0	185	92.5
SCOTT, E.J.	5	0	152	0	0	0	152	30.4
McBRIDE, Tr.	5	0	145	0	0	0	145	29.0
McELROY, M	4	88	11	0	0	0	99	24.8
THOMAS, J.	5	70	28	0	0	0	98	19.6
BUTLER, C.	5	0	66	0	0	0	66	13.2
NEAL, A.	5	0	0	0	0	44	44	8.8
HUNTER, C.	4	17	8	0	16	0	41	10.2
McCULLOUC	3	0	29	0	0	0	29	9.7
PRENTICE,	5	0	27	0	0	0	27	5.4
HALL, N.	1	0	18	0	0	0	18	18.0
WALKER, J.	3	0	16	0	0	0	16	5.3
GOLDEN, T.	5	0	0	10	0	0	10	2.0
O'BRIEN, P.	4	6	0	0	0	0	6	1.5
McCOY, J.	1	3	0	0	0	0	3	3.0
CAMERON,	5	0	0	-3	0	0	-3	-0.6
TEAM	3	-16	0	0	0	0	-16	-5.3
Total	5	908	1597	58	206	44	2813	562.6
Opponents	5	1198	1003	36	226	0	2463	492.6

The Automated ScoreBook  
Colorado State Overall Defensive Statistics (as of Sep 28, 2019)  
All games

#	Defensive Leaders	gp	Tackles			tfl/yds	Sacks	Pass defense			Fumbles		blkd	
			ua	a	tot		no-yds	int-yds	brup	qbh	rcv-yds	ff	kick	saf
7	HICKS, J.	5	21	18	39	.	.	.	1	.	.	.	.	.
5L	JACKSON, D.	5	15	19	34	.	.	.	.	2	.	.	.	.
24	FOLSOM, T.	5	13	16	29	1.0-2	.	.	.	1	.	.	.	.
33	JONES, E.	5	17	11	28	1.5-5	1.0-4	.	.	4	.	1	.	.
37	STEWART, L.	5	16	11	27	.	.	.	1	.	.	.	.	.
12	CARTER, C.	5	13	9	22	3.0-6	.	.	.	2	1-0	1	.	.
1	BATES, J.	5	7	14	21	0.5-1	.	.	2	2	.	.	.	.
26	CAMERON, M.	5	6	10	16	.	.	.	2	.	.	.	.	.
98	HUBBARD, E.	5	11	5	16	4.5-37	3.5-35	.	.	1	.	.	.	.
10	FRANCIS, T.	5	8	5	13	.	.	.	1	.	.	.	.	.
91	BOMBEK, J.	5	3	9	12	3.5-13	2.5-10	.	.	2	1-0	1	.	.
11	NEAL, A.	5	6	6	12	1.0-2	.	1-44	2	.	1-0	.	.	.
25	BAILEY, K.	4	5	6	11	.	.	1-0	1	.	.	.	.	.
97	McBRIDE, To.	2	5	5	10	3.0-13	2.0-12	.	.	.	.	.	.	.
44	McDONALD, M.	5	4	6	10	.	.	.	.	.	.	.	.	.
94	PHILLIPS, D.	5	1	8	9	.	.	.	1	2	.	.	.	.
99	DICKENS, D.	5	1	6	7	.	.	.	1	.	.	.	.	.
4	AJAYI, R.	5	6	1	7	.	.	.	2	.	1-0	.	.	.
8	BRINNON, Q.	5	4	3	7	.	.	.	.	.	.	.	.	.
2	OWENS, D.	5	3	1	4	.	.	.	2	.	.	.	.	.
92	PAOGOFIE, L.	5	1	3	4	.	.	.	1	2	.	.	.	.
18	CROSSLEY, B.	5	3	1	4	.	.	.	.	.	.	.	.	.
14	HAWKINS, A.	5	2	1	3	.	.	.	3	.	.	.	.	.
43	GOLDEN, T.	5	1	1	2	.	.	.	.	.	.	.	1	.
38	RUFRAN, A.	5	1	1	2	.	.	.	.	.	.	.	.	.
56	ROBERTS, R.	1	.	1	1	.	.	.	.	.	.	.	.	.
83	DAVIS, B.	5	1	.	1	.	.	.	.	.	.	.	.	.
17	CUMBER, C.	5	.	1	1	.	.	.	.	.	.	.	.	.
39	PANNUNZIO, T.	4	1	.	1	.	.	.	.	.	.	.	.	.
42	KAMARA, M.	2	.	.	.	.	.	.	.	1	.	.	.	.
Total		5	175	178	353	18-79	9-61	2-44	20	19	4-0	3	1	.
Opponents		5	181	214	395	25-109	8-64	3-0	18	20	9-42	10	.	.

The Automated ScoreBook  
 Colorado State Team Game-by-Game (as of Sep 28, 2019)  
 All games

TEAM STATISTICS

Date	Opponent	Rushing				Receiving				Passing				Kick Returns				Punt Returns				tot off		
		no.	yds	td	lg	no.	yds	td	lg	cmp	att	int	yds	td	lg	no.	yds	td	lg	no.	yds		td	lg
Aug 30	vs Colorado	31	131	1	41	31	374	3	39	31	47	2	374	3	39	3	61	0	25	2	19	0	13	505
Sep 07	WESTERN ILLINOIS	36	189	1	33	26	396	4	77	26	33	0	396	4	77	1	19	0	19	5	32	0	20	585
Sep 14	at Arkansas	38	220	2	75	20	205	2	75	20	33	0	205	2	75	2	48	0	32	0	0	0	0	425
Sep 21	TOLEDO	36	289	3	74	32	405	1	45	32	54	1	405	1	45	2	55	0	29	1	-8	0	0	694
Sep 28	at Utah State	35	79	2	20	14	217	0	65	14	30	0	217	0	65	1	23	0	23	2	15	0	5	296
Opponents		176	908	9	75	123	1597	10	77	123	197	3	1597	10	77	9	206	0	32	10	58	0	20	2505
		205	1198	11	75	78	1003	9	62	78	140	2	1003	9	62	5	226	1	10	9	36	0	15	2201

Games: 5 • Avg/rush: 5.2 • Avg/catch: 13.0 • Pass effic: 144.24 • KR avg: 22.9 • PR avg: 5.8 • All purpose avg/game: 562.6 • Total offense a

Date	Opponent	Tackles				Sacks no-yds	Fumble		Pass Defense			blkd kick	PAT Attempts			off			
		ua	a	total	tfl-yds		ff	fr-yds	int-yds	qhb	brup		kick	rush	rcv	saf	t/o	pts	
Aug 3	vs Colorado	41	12	53	2.0-4	0.0-0	0	0-0	0-0	2	1	0	4-4	0	0	0	0	0	31
Sep 0	WESTERN ILLINOIS	30	40	70	10.0-58	7.0-53	1	1-0	0-0	9	3	0	5-5	0	0	0	0	0	38
Sep 1	at Arkansas	38	20	58	3.0-9	1.0-4	1	1-0	0-0	2	8	0	4-4	0	0	0	7	34	
Sep 2	TOLEDO	23	54	77	1.0-2	0.0-0	0	0-0	0-0	1	4	0	3-3	0	1	0	0	35	
Sep 2	at Utah State	43	52	95	2.0-6	1.0-4	1	2-0	2-44	5	4	1	3-3	0	0	0	10	24	
Opponents		175	178	353	18.0-79	9.0-61	3	4-0	2-44	19	20	1	19-19	0	1	0	17	162	
		181	214	395	25.0-109	8.0-64	10	9-42	3-0	20	18	0	24-24	0	0	0	40	195	

Date	Opponent	Punting							Field Goals			Kickoffs						
		no.	yds	avg	long	blkd	tb	fc	50+	i20	md-att	long	blkd	no.	yds	avg	tb	ob
Aug 3	vs Colorado	1	59	59.0	59	0	0	0	1	0	1-1	42	0	6	405	67.5	5	0
Sep 0	WESTERN ILLINOIS	3	139	46.3	55	0	0	1	1	0	1-4	41	0	6	387	64.5	4	0
Sep 1	at Arkansas	6	285	47.5	56	0	0	2	2	1	2-3	46	0	7	325	46.4	1	0
Sep 2	TOLEDO	4	193	48.2	54	0	1	0	2	1	2-3	40	0	7	455	65.0	7	0
Sep 2	at Utah State	8	351	43.9	57	0	0	0	2	2	1-2	45	0	5	216	43.2	0	0
Opponents		22	1027	46.7	59	0	1	3	8	4	7-13	46	0	31	1788	57.7	17	0
		28	1230	43.9	72	1	4	8	7	11	9-9	54	0	38	2230	58.7	22	1

The Automated ScoreBook  
 Colorado State Opponent Game-by-Game (as of Sep 28, 2019)  
 All games

OPPONENT STATISTICS

Date	Opponent	Rushing				Receiving				Passing				Kick Returns				Punt Returns				tot off		
		no.	yds	td	lg	no.	yds	td	lg	cmp	att	int	yds	td	lg	no.	yds	td	lg	no.	yds		td	lg
Aug 30	vs Colorado	40	243	4	32	13	232	2	38	13	20	0	232	2	38	1	32	0	32	1	6	0	6	475
Sep 07	WESTERN ILLINOIS	28	64	0	42	22	151	1	34	22	37	0	151	1	34	2	58	0	36	1	7	0	7	215
Sep 14	at Arkansas	35	215	3	59	20	305	3	62	20	35	0	305	3	62	1	36	0	36	3	9	0	7	520
Sep 21	TOLEDO	46	436	4	75	6	111	1	56	6	15	0	111	1	56	0	0	0	0	3	16	0	15	547
Sep 28	at Utah State	56	240	0	15	17	204	2	40	17	33	2	204	2	40	1	100	1	10	1	-2	0	0	444
Colorado State		205	1198	11	75	78	1003	9	62	78	140	2	1003	9	62	5	226	1	10	9	36	0	15	2201
Colorado State		176	908	9	75	123	1597	10	77	123	197	3	1597	10	77	9	206	0	32	10	58	0	20	2505

Games: 5 • Avg/rush: 5.8 • Avg/catch: 12.9 • Pass effic: 134.25 • KR avg: 45.2 • PR avg: 4.0 • All purpose avg/game: 492.6 • Total offense a

Date	Opponent	Tackles				Sacks no-yds	Fumble		Pass Defense			blkd kick	PAT Attempts			off		
		ua	a	total	tfl-yds		ff	fr-yds	int-yds	qbh	brup		kick	rush	rcv	saf	t/o	pts
Aug 3	vs Colorado	50	16	66	3.0-32	2.0-17	2	2-9	2-0	2	0	0	7-7	0	0	0	17	52
Sep 0	WESTERN ILLINOIS	33	56	89	4.0-14	1.0-8	3	2-0	0-0	3	1	0	1-1	0	0	0	3	13
Sep 1	at Arkansas	35	40	75	8.0-36	3.0-25	2	2-25	0-0	5	4	0	7-7	0	0	0	10	55
Sep 2	TOLEDO	37	54	91	3.0-6	1.0-1	0	0-0	1-0	5	6	0	5-5	0	0	0	0	41
Sep 2	at Utah State	26	48	74	7.0-21	1.0-13	3	3-8	0-0	5	7	0	4-4	0	0	0	10	34
Colorado State		181	214	395	25.0-109	8.0-64	10	9-42	3-0	20	18	0	24-24	0	0	0	40	195
Colorado State		175	178	353	18.0-79	9.0-61	3	4-0	2-44	19	20	1	19-19	0	1	0	17	162

Date	Opponent	Punting							Field Goals			Kickoffs						
		no.	yds	avg	long	blkd	tb	fc	50+	i20	md-att	long	blkd	no.	yds	avg	tb	ob
Aug 3	vs Colorado	4	196	49.0	63	0	0	1	1	1	1-1	41	0	9	560	62.2	5	0
Sep 0	WESTERN ILLINOIS	7	326	46.6	52	0	1	0	2	3	2-2	44	0	4	175	43.8	2	1
Sep 1	at Arkansas	4	176	44.0	56	0	1	3	1	0	2-2	54	0	10	572	57.2	5	0
Sep 2	TOLEDO	6	312	52.0	72	0	1	1	3	3	2-2	34	0	8	518	64.8	6	0
Sep 2	at Utah State	7	220	31.4	44	1	1	3	0	4	2-2	48	0	7	405	57.9	4	0
Colorado State		28	1230	43.9	72	1	4	8	7	11	9-9	54	0	38	2230	58.7	22	1
Colorado State		22	1027	46.7	59	0	1	3	8	4	7-13	46	0	31	1788	57.7	17	0

The Automated ScoreBook  
 Colorado State By-Quarter Statistics (as of Sep 28, 2019)  
 All games

3rd-Down Conversions

Date	Opponent	Score	Overall		1st Qtr		2nd Qtr		3rd Qtr		4th Qtr		Overtime	
Aug 30, 201	vs Colorado	L 31-52	5-12	41.7	2-2	100.0	0-1	0.0	2-4	50.0	1-5	20.0		
Sep 07, 201	WESTERN ILLINOIS	38-13	8-14	57.1	2-3	66.7	4-5	80.0	1-3	33.3	1-3	33.3		
Sep 14, 201	at Arkansas	L 34-55	4-14	28.6	0-2	0.0	2-5	40.0	2-3	66.7	0-4	0.0		
Sep 21, 201	TOLEDO	L 35-41	5-15	33.3	3-5	60.0	1-5	20.0	0-2	0.0	1-3	33.3		
Sep 28, 201	at Utah State	L 24-34	4-16	25.0	2-5	40.0	1-4	25.0	0-4	0.0	1-3	33.3		
Colorado State			26-71	36.6	9-17	52.9	8-20	40.0	5-16	31.2	4-18	22.2	0-0	0.0
Opponents			24-68	35.3	8-19	42.1	5-16	31.2	5-16	31.2	6-17	35.3	0-0	0.0

4th-Down Conversions

Date	Opponent	Score	Overall		1st Qtr		2nd Qtr		3rd Qtr		4th Qtr		Overtime	
Aug 30, 201	vs Colorado	L 31-52	2-4	50.0	0-0	0.0	1-1	100.0	0-0	0.0	1-3	33.3		
Sep 07, 201	WESTERN ILLINOIS	38-13	0-0	0.0	0-0	0.0	0-0	0.0	0-0	0.0	0-0	0.0		
Sep 14, 201	at Arkansas	L 34-55	0-0	0.0	0-0	0.0	0-0	0.0	0-0	0.0	0-0	0.0		
Sep 21, 201	TOLEDO	L 35-41	2-2	100.0	0-0	0.0	0-0	0.0	0-0	0.0	2-2	100.0		
Sep 28, 201	at Utah State	L 24-34	0-2	0.0	0-1	0.0	0-0	0.0	0-0	0.0	0-1	0.0		
Colorado State			4-8	50.0	0-1	0.0	1-1	100.0	0-0	0.0	3-6	50.0	0-0	0.0
Opponents			5-7	71.4	1-1	100.0	0-0	0.0	2-3	66.7	2-3	66.7	0-0	0.0

Time of Possession

Date	Opponent	Score	Overall		1st Qtr		2nd Qtr		3rd Qtr		4th Qtr		Overtime	
Aug 30, 201	vs Colorado	L 31-52	32:55		5:45		10:01		8:23		8:46			
Sep 07, 201	WESTERN ILLINOIS	38-13	30:28		6:27		10:35		4:35		8:51			
Sep 14, 201	at Arkansas	L 34-55	33:56		6:59		7:54		9:36		9:27			
Sep 21, 201	TOLEDO	L 35-41	33:37		7:06		9:34		10:19		6:38			
Sep 28, 201	at Utah State	L 24-34	28:59		11:09		6:31		6:26		4:53			
Colorado State			Total	159:55	37:26		44:35		39:19		38:35		0:00	
			Avg.	31:59	7:29		8:55		7:51		7:43		0:00	
Opponents			Total	140:05	37:34		30:25		35:41		36:25		0:00	
			Avg.	28:01	7:30		6:05		7:08		7:17		0:00	

The Automated ScoreBook  
 Colorado State Red-Zone Results (as of Sep 28, 2019)  
 All games

Colorado State Inside Opponent Red-Zone

Date	Opponent	Score	Times In RZ	Times Score	Total Pts	Rush TDs	Pass TDs	FGs Made	Failed to score inside RZ						
									FGA	Dow	Int	Fum	Half	Gam	
Aug 30, 201	vs Colorado	L 31-52	4	3	17	2	0	2	1	0	1	0	0	0	0
Sep 07, 201	WESTERN ILLINOIS	38-13	2	2	14	2	0	2	0	0	0	0	0	0	0
Sep 14, 201	at Arkansas	L 34-55	3	3	17	2	1	1	1	0	0	0	0	0	0
Sep 21, 201	TOLEDO	L 35-41	6	5	28	3	2	1	2	1	0	0	0	0	0
Sep 28, 201	at Utah State	L 24-34	2	2	14	2	2	0	0	0	0	0	0	0	0
Totals			17	15	90	11	5	6	4	1	1	0	0	0	0
			15 of 17 (88.2%)												

Opponents Inside Colorado State Red-Zone

Date	Opponent	Score	Times In RZ	Times Score	Total Pts	Rush TDs	Pass TDs	FGs Made	Failed to score inside RZ						
									FGA	Dow	Int	Fum	Half	Gam	
Aug 30, 201	vs Colorado	L 31-52	4	4	28	4	3	1	0	0	0	0	0	0	0
Sep 07, 201	WESTERN ILLINOIS	38-13	1	1	3	0	0	0	1	0	0	0	0	0	0
Sep 14, 201	at Arkansas	L 34-55	4	4	24	3	2	1	1	0	0	0	0	0	0
Sep 21, 201	TOLEDO	L 35-41	4	4	20	2	1	1	2	0	0	0	0	0	0
Sep 28, 201	at Utah State	L 24-34	3	1	3	0	0	0	1	0	0	0	1	1	0
Totals			16	14	78	9	6	3	5	0	0	0	1	1	0
			14 of 16 (87.5%)												

The Automated ScoreBook  
 Colorado State Games Played (as of Sep 28, 2019)  
 All games

##	PLAYER	GP-GS	COLO	WIU	AR	TOLED	USU
4	AJAYI, R.	5/5	START	START	START	START	START
25	BAILEY, K.	4/-	...	XXX	XXX	XXX	XXX
1	BATES, J.	5/5	START	START	START	START	START
3D	BLAKE, C.	2/-	...	XXX	...	...	XXX
76	BLASCO JR., J.	1/-	...	XXX	...	...	...
91	BOMBEEK, J.	5/-	XXX	XXX	XXX	XXX	XXX
8	BRINNON, Q.	5/-	XXX	XXX	XXX	XXX	XXX
64	BROOKS, S.	5/5	START	START	START	START	START
55	BROWN, T.	1/-	...	XXX	...	...	...
16	BUTLER, C.	5/2	START	XXX	XXX	START	XXX
26	CAMERON, M.	5/1	XXX	XXX	XXX	XXX	START
95	CAMPER, C.	3/-	...	...	XXX	XXX	XXX
12	CARTER, C.	5/1	XXX	START	XXX	XXX	XXX
4W	CRAIG-MYERS, N.	2/1	...	...	...	XXX	START
5D	CROSSLEY, B.	5/-	XXX	XXX	XXX	XXX	XXX
17	CUMBER, C.	5/-	XXX	XXX	XXX	XXX	XXX
83	DAVIS, B.	5/-	XXX	XXX	XXX	XXX	XXX
35	DeLINE, J.	5/-	XXX	XXX	XXX	XXX	XXX
54	DERROW, B.	2/-	XXX	XXX	...	...	...
99	DICKENS, D.	5/-	XXX	XXX	XXX	XXX	XXX
24	FOLSOM, T.	5/5	START	START	START	START	START
10	FRANCIS, T.	5/-	XXX	XXX	XXX	XXX	XXX
23	FULTON, B.	4/-	XXX	XXX	XXX	...	XXX
43	GOLDEN, T.	5/-	XXX	XXX	XXX	XXX	XXX
30	GRAUBERGER, J.	1/-	...	...	...	...	XXX
80	HALL, N.	1/-	XXX	...	...	...	...
14	HAWKINS, A.	5/3	START	XXX	START	START	XXX
89	HELBIG, K.	2/-	XXX	XXX	...	...	...
7	HICKS, J.	5/5	START	START	START	START	START
15	HILL, C.	3/3	START	START	START	...	...
98	HUBBARD, E.	5/4	START	XXX	START	START	START
28	HUNTER, C.	4/-	XXX	XXX	XXX	...	XXX
6L	JACKSON, C.	3/-	...	XXX	XXX	...	XXX
5L	JACKSON, D.	5/4	XXX	START	START	START	START
9	JACKSON, W.	4/4	START	START	START	START	...
33	JONES, E.	5/5	START	START	START	START	START
42	KAMARA, M.	2/-	...	XXX	...	...	XXX
5	KINSEY JR., M.	5/3	XXX	XXX	START	START	START
65	LEBRON, L.	1/1	...	...	...	...	START
6	MAGEE, M.	4/-	XXX	XXX	XXX	XXX	...
97	McBRIDE, To.	2/-	XXX	XXX	...	...	...
85	McBRIDE, Tr.	5/4	XXX	START	START	START	START
2Q	McCOY, J.	1/-	...	XXX	...	...	...
81	McCULLOUGH, T.	3/-	XXX	XXX	XXX	...	...
44	McDONALD, M.	5/1	START	XXX	XXX	XXX	XXX
32	McELROY, M.	4/1	...	START	XXX	XXX	XXX
11	NEAL, A.	5/5	START	START	START	START	START

The Automated ScoreBook  
Colorado State Games Played (as of Sep 28, 2019)  
All games

##	PLAYER	GP-GS	COLO	WIU	AR	TOLED	USU
73	NOUILI, N.	4/4	START	...	START	START	START
1Q	O'BRIEN, P.	4/2	...	XXX	XXX	START	START
2	OWENS, D.	5/-	XXX	XXX	XXX	XXX	XXX
82	PANNUNZIO, I.	3/-	XXX	XXX	XXX	...	...
39	PANNUNZIO, T.	4/-	XXX	XXX	...	XXX	XXX
92	PAOGOFIE, L.	5/1	XXX	START	XXX	XXX	XXX
94	PHILLIPS, D.	5/5	START	START	START	START	START
70	PHILLIPS, J.	5/1	XXX	START	XXX	XXX	XXX
9K	PODUSKA, M.	2/-	XXX	XXX	...	...	...
46	PRENTICE, A.	5/1	START	XXX	XXX	XXX	XXX
96	QUIROGA, C.	1/-	...	XXX	...	...	...
86	REITER, R.	5/-	XXX	XXX	XXX	XXX	XXX
56	ROBERTS, R.	1/-	...	XXX	...	...	...
38	RUFRAN, A.	5/-	XXX	XXX	XXX	XXX	XXX
3	SCOTT, E.J.	5/4	START	START	START	XXX	START
37	STEWART, L.	5/5	START	START	START	START	START
41	STONEHOUSE, R.	5/-	XXX	XXX	XXX	XXX	XXX
72	STORMENT, T.J.	5/5	START	START	START	START	START
71	TAYLOR, J.	5/5	START	START	START	START	START
27	THOMAS, J.	5/-	XXX	XXX	XXX	XXX	XXX
1W	WALKER, J.	3/-	...	XXX	XXX	...	XXX
69	WESLEY, B.	5/4	START	START	START	START	XXX
84	WILLIAMS, G.	1/-	...	XXX	...	...	...
77	WILLIAMS, K.	5/-	XXX	XXX	XXX	XXX	XXX
22	WRIGHT, D.	5/5	START	START	START	START	START