

# NEVADA WOLF PACK

## 2023-24 BASKETBALL GAME NOTES

10 NCAA TOURNAMENT APPEARANCES  
22 CONFERENCE CHAMPIONSHIPS  
16 NBA DRAFT PICKS | 6 ALL-AMERICANS

### SCHEDULE (15-2, 2-1 MW)

#### NOVEMBER

7	Sacramento State	W, 77-63
12	at Washington	W, 83-76
15	Pacific	W, 88-39
18	Portland	W, 108-83
29	Montana	W, 77-66

#### DECEMBER

2	Loyola Marymount	W, 73-59
6	UC Davis	W, 80-68
9	\$ vs. Drake	L, 53-72
13	Weber State	W, 72-55
17	at Hawaii	W, 72-66
21	# vs. Temple	W, 80-56
22	# vs. TCU	W, 88-75
24	# vs. Georgia Tech	W, 72-64
30	Fresno Pacific	W, 92-59

#### JANUARY

6	* at Fresno State	W, 72-57
9	* Air Force	W, 67-54
12	* Boise State	L, 56-64
17	* at San Diego State	8:00 p.m.
20	* at Wyoming	4:30 p.m.
24	* Colorado State	7:30 p.m.
28	* at New Mexico	7:00 p.m.

#### FEBRUARY

2	* San Jose State	8:00 p.m.
6	* at Utah State	6:00 p.m.
9	* San Diego State	5:00 p.m.
13	* New Mexico	8:00 p.m.
17	* at UNLV	8:30 p.m.
20	* Wyoming	8:00 p.m.
23	* at San Jose State	7:00 p.m.
27	* at Colorado State	7:30 p.m.

#### MARCH

1	* Fresno State	7:30 p.m.
5	* at Boise State	8:00 p.m.
9	* UNLV	7:30 p.m.

Home games in bold; All times listed in Pacific  
\* Mountain West contest

\$ Jack Jones Classic (Henderson, Nev.)

#Diamond Head Classic (Honolulu, Hawaii)

#### MEDIA COVERAGE

TV ..... CBSN  
PxP/Analyst.....Rich Waltz/Bob Wenzel  
Radio.....KNEV 95.5 FM/The Varsity Network  
PxP/Analyst.....John Ramey

**NEVADA COMMUNICATIONS**  
Legacy Hall/MS 232

### GAME 18

Wednesday, Jan. 17 - 8 p.m. • Viejas Arena - San Diego, Calif.

#### NEVADA WOLF PACK

15-2 | 2-1 Mountain West



VS



#### SAN DIEGO STATE AZTECS

14-3 | 3-1 Mountain West

RENO, Nev. - The Nevada Men's Basketball team is set to begin a pivotal two-game road swing this Wednesday, when they will travel to San Diego, California to take on San Diego State.

Wednesday's contest is slated to tip-off at 8 p.m. and will be available for viewing on CBS Sports. The game will be aired over the radio on KNEV 95.5 FM and through the Varsity Network app beginning with a pregame show 30 minutes prior to tip-off.

#### ALL-TIME SERIES

Series.....7-22  
Current Streak.....W1  
Last Meeting.....W, 75-66  
.....Reno, Nev.

STAT COMPARISON	NEV	SDSU
Points per game	77.1	76.9
Points per game allowed	63.3	67.3
Scoring margin	+13.8	+9.6
FG percentage	47.0	44.8
FG percentage allowed	39.2	39.9
3FG percentage	33.9	32.5
3FG percentage allowed	31.4	29.2
FT percentage	73.0	72.9
Rebounds per game	35.7	38.0
Rebounding margin	+2.0	+3.6
Assists per game	14.0	13.4
Assist/Turnover ratio	1.5	1.2
Steals per game	6.2	7.5
Current streak	L1	L1

### PROJECTED STARTERS



**2**

Jarod Lucas  
5Y | 6-4 | G

GP/GS	PPG	RPG	A	B	S
17/17	17.4	2.6	21	0	11



**13**

Kenan Blackshear  
5Y. | 6-6 | G

GP/GS	PPG	RPG	A	B	S
17/17	16.5	5.3	78	12	24



**4**

Tré Coleman  
Sr. | 6-7 | F

GP/GS	PPG	RPG	A	B	S
17/16	7.7	3.4	38	8	21



**11**

Nick Davidson  
R-So. | 6-9 | F

GP/GS	PPG	RPG	A	B	S
17/17	10.8	7.0	25	15	12



**42**

K.J. Hymes  
Grad. | 6-10 | C

GP/GS	PPG	RPG	A	B	S
15/14	6.8	3.1	3	13	4

TREVOR MARBUT: Associate Director, Communications (MWB contact) | tmarbut@unr.edu | AARON JUAREZ: Director | aaronjuarez@unr.edu

GRANT COHEN: Assistant Director, Communications | grantcohen@unr.edu

MONTANA LLOYD: Graduate Assistant | montanal@unr.edu

CAYLEY DISHON: Graduate Assistant | cdishion@unr.edu

## 2023-24 NEVADA MEN'S BASKETBALL ROSTER

#	Name	Yr.	Pos.	Ht.	Wt.	Hometown/Last School
0	Hunter McIntosh	Grad.	Grad.	6-3	185	Snellville, Ga. (Elon/Greater Atlanta Christian)
1	Tyler Powell	Jr.	G/F	6-5	220	Los Angeles, Calif. (Seton Hall/Ribbet Academy)
2	Jarod Lucas	Grad.	G	6-4	195	Hacienda Heights, Calif. (Oregon State/Los Altos)
3	Tyler Rolison	Fr.	G	6-0	173	Los Angeles, Calif. (St. Bernard HS)
4	Tré Coleman	Jr.	F	6-7	215	Jeffersonville, Ind. (Jeffersonville HS)
5	Amire Robinson	Fr.	G	6-4	195	Akron, Ohio (Buchtel Community Learning Center)
10	Snookey Wigington	Fr.	G	5-8	140	Los Angeles, Calif. (Ribbet Academy)
11	Nick Davidson	R-So.	F	6-9	215	Mission Viejo, Calif. (Mater Dei High School)
12	Jeriah Coleman	Jr.	C	7-1	240	Anchorage, Alaska (Clarendon CC/Great Bridge Christian Va.)
13	Kenan Blackshear	Grad	G	6-6	215	Orlando, Fla. (FAU/Jones HS)
20	Daniel Foster	Sr.	G	6-6	215	Melbourne, Australia (Golden State Preparatory School)
23	Jazz Gardner	Fr.	C	7-0	225	Pasadena, Calif. (West Ranch HS)
24	Isaac Hymes	Fr.	G/F	6-8	188	Phoenix, Ariz. (Phhoenix Prep)
33	Tylan Pope	R-Jr.	F	6-6	240	Franklinton, La. (Tulane/Franklinton HS)
34	John Flannigan	So.	F	6-8	210	Concord, Calif. (De La Salle HS)
42	K.J. Hymes	Grad.	F	6-10	235	Phoenix, Ariz. (Hillcrest Prep)

### NEVADA MEN'S BASKETBALL COACHING STAFF

**Head Coach:** Steve Alford (Indiana, 1987) - Fifth season at Nevada, 33rd overall

**Associate Head Coach:** Craig Neal (Georgia Tech, 1988) – Fifth season at Nevada

**Assistant Coach:** Kory Barnett (Indiana, 2012) – Fifth season at Nevada

**Assistant Coach:** Bil Duany (Indiana, 2009) – Fifth season at Nevada

**Director of Player Development:** Justin Hawkins (UNLV, 2013) – Second season at Nevada

**Director of Operations:** Claire Donnelly (Michigan State, 2023) – First season at Nevada

**Video Coordinator:** Michael Furlong (Hillsdale College, 2015) - Second Season at Nevada

**Strength & Conditioning Coach:** Matt Eck (Kansas State, 2008 - Nevada, 2010) – 23rd season at Nevada

### Pronunciation Guide

<b>Jarod</b> Lucas	Jared
<b>Tyler Rolison</b>	Rawl-uh-son
<b>Tré</b> Coleman	TRAY
<b>Amire</b> Robinson	Uh-meer
<b>Jeriah</b> Coleman	Juh-rye-uh
<b>Kenan</b> Blackshear	KEE-nin
<b>Isaac Hymes</b>	Hime-zz
<b>Tylan</b> Pope	Ty-lin
<b>K.J. Hymes</b>	Hime-zz
<b>Bil Duany</b>	Dew-a-knee
<b>Nevada</b>	neh-VA-duh (NOT: Neh-VAH-duh; and not UNR or Nevada, Reno for athletics)

### PROPER BRANDING

For the purpose of athletics branding, please **DO NOT** refer to the team as Reno, Nevada Reno, or UNR; it is simply "Nevada." When using an abbreviation please use either NV or NEV. The team mascot should be two words, Wolf Pack. Also, pronunciation of the state should be pronounced in the following way: neh-VA-duh.

## QUICK FACTS

### ABOUT NEVADA

Location..... Reno, Nev.  
Reno/Sparks Population.....273,516  
Enrollment..... 21,657  
Nickname..... Wolf Pack (two words)  
Colors ..... Navy Blue and Silver  
Conference..... Mountain West (MW)  
President .....Brian Sandoval  
Athletics Director .....Stephanie Rempe  
SWA .....Casey Stangel  
Athletic Dept. Phone .....775-784-6900  
Ticket Office Phone ..... 775-348-PACK  
Website ..... NevadaWolfPack.com

### MEN'S BASKETBALL STAFF

Head Coach.....Steve Alford  
Alma Mater.....Indiana '87  
Record at Nevada..... 85-53 (Fifth year)  
Career Record.....673-351 (33rd year)  
Mountain West Record..... 111-58 (11th year)  
NCAA Tournament Record..11-11 (11 Appearances)  
Assoc. Head Coach.....Craig Neal (Georgia Tech '88)  
Asst. Coach.....Kory Barnett (Indiana '12)  
Asst. Coach.....Bil Duany (Indiana '09)  
Dir. of Player Development ..Justin Hawkins (UNLV '13)  
Director of Operations...Claire Donnelly (Michigan St.'23)  
Video Coordinator.....Michael Furlong(Hillsdale College, '15)

### COMMUNICATIONS

MBB Contact.....Trevor Marbut  
Email .....tmarbut@unr.edu  
Cell..... (843) 422-4752

### PROGRAM HISTORY

First Season .....1913  
All-Time Record..... 1,439-1,232  
All-Time Conference Record..... 665-528  
Conference Tournament Record ..... 48-41  
NCAA Tournament Appearances ... 10 (last in 2023)  
NCAA Tournament Record.....6-10  
NIT Appearances ..... 5 (last in 2012)  
NIT Record ..... 5-5  
CBI Appearances ..... 3 (last in 2016)  
CBI Record ..... 5-3

### PLAYING IN RENO

Arena ..... Lawlor Events Center  
Capacity..... 11,536  
Year Built ..... 1983  
First year for MBB ..... 1983-84  
Press Row Phone .....775-784-4404

### TEAM INFORMATION

2023-24 Overall Record .....15-2  
2023-24 MW Record..... 2-1  
Letterwinners Returning/Lost..... 10/3  
Starters Returning/Lost .....3/2

### PREVIEW

Nevada is coming off a narrow defeat to Boise State this past Friday, as the Pack had an eight-game win streak snapped.

Nevada will aim to bounce back on Wednesday, and they have been exceptional in games away from home this season, as they own a record of 6-1 in road/neutral games, including a perfect mark of 3-0 in true road games this year. Nevada also has an average scoring margin of +9.3 in true road games and +7.7 in road/neutral games, as the Pack has been dominant away from home this season.

Nevada turned in a stout defensive effort against Boise State, limiting the Broncos to just 41.2 percent shooting from the field, including 22.7 percent from behind the arc; but, the Pack struggled offensively throughout the game. Nevada scored just 56 points on clips of 36 percent from the field and 25 percent from behind the arc.

The Pack also struggled on the glass, as they were outrebounded by the Broncos 43-24; however, Nevada did do an exceptional job of taking care of the ball, as they turned the ball over just 11 times and completed the contest +7 in turnover margin.

Individually, Kenan Blackshear scored a team-high 15 points, in addition to pulling down three rebounds, dishing out three assists, and recording two steals.

Blackshear has now dished out at least three assists in 16 of 17 games for the Pack this season, and the fifth-year senior has also reached double figures in scoring in 15 games for Nevada.

One of the premier point guards in the country, Blackshear has been tremendous this season for the Pack; and, as he has done all year, he continues to rank within the top-20 of the Mountain West in numerous individual statistical categories.

Blackshear currently ranks seventh in the league in scoring (16.5 PPG), seventh in assists (4.5 APG), 16th in steals (1.4 SPG), 17th in rebounding (5.3 RPG), and 19th in field goal percentage (51.5%).

Blackshear has been particularly impressive in games away from Lawlor Events Center this season, as he is averaging 18.4 points per game on 51.6 percent shooting from the field, as well as 5.7 rebounds, 4.4 assists, and 1.4 steals per game in road/neutral contests. Blackshear has also achieved the two highest-scoring outputs of his career in road/neutral games this season, dropping 31 points in the Pack's Road win at Washington and scoring 30 points in Nevada's neutral-site victory over Georgia Tech.

Jarod Lucas finished second on the team in scoring against Boise State, as he chipped in 14 points during the contest. Lucas also matched a career-high by recording four assists throughout the game. The fifth-year senior matched a program record for consecutive made free throws in the second half of the contest against Boise State, as he drained his 34th consecutive shot from the free throw line, tying Luke Babbitt's record set in 2010.

After scoring 14 points against Boise State, Lucas has now reached double figures in scoring in all 17 games for Nevada this season. One of the most prolific scorers in the Mountain West, Lucas continues to rank within the top-10 of the conference in numerous offensive statistical categories.

## **MEDIA INFORMATION**

### **SOCIAL MEDIA**

Nevada Wolf Pack Athletics  
Twitter: @NevadaWolfPack  
Facebook.com/NevadaWolfPack  
Instagram: NevadaWolfPack

Nevada Men's Basketball  
Twitter: @NevadaHoops  
Facebook.com/NevadaMBB  
Instagram: nevadahoops

### **ON THE AIR**

Head coach Steve Alford will make appearances on the Wolf Pack Coaches Show throughout the season. The show airs live from Chickie & Pete's at Grand Sierra Resort on KNEV 95.5.

University of Nevada athletics are also featured each week on "Wolf Pack All Access" on KRNV Channel 4 every Sunday night. The show generally airs at 6:30 p.m. (check listings weekly) and is also available later in the week.

### **POSTGAME INTERVIEWS**

Nevada's locker room is closed to the media. Interview requests should be directed to director of communications Trevor Marbut. Head coach Steve Alford and selected players will be available to the media following a 10-minute cooling off period.

For home contests, Nevada will be returning to in-person, postgame press conferences, located in the Lawlor Media Room.

For road contests, postgame pressers will be held virtually, on Zoom. This will remain subject to change, based on mandate and policy updates.

### **BRAND USAGE**

For the purpose of athletics branding, please do not refer to the team as Reno, Nevada Reno or UNR. Also, pronunciation of the state should be stated in the following way: neh-VA-duh.

Lucas currently ranks third in the conference in made free throws (86), fourth in free throw percentage (92.5%), fifth in scoring (17.4 PPG), and seventh in average made 3-pointers per game (2.2). Like Blackshear, Lucas has also played at a high-level in away/neutral games this season. The fifth-year senior is averaging 17.6 points per game on 43.7 percent shooting from the field, including 36.4 percent from behind the arc away from home this season. Lucas is also a perfect 31-31 at the free throw line in road/neutral games. The fifth-year senior has surpassed 20 points in three of seven games away from home this year.

Nick Davidson had another impressive performance for the Pack in the defeat to Boise State, scoring 12 points, pulling down five rebounds, and dishing out two assists. Davidson has had a breakout sophomore campaign, and he currently leads the team and ranks sixth overall in the Mountain West in rebounding, averaging 7.0 boards per contest. Davidson also ranks 12th in the conference in blocks per game this season (0.9 BPG).

The redshirt sophomore has also been immaculate on the road this season, as he holds averages of 11.9 points and 8.3 rebounds per game in Nevada's seven away/neutral contests this season. Davidson had arguably the best game of his career in a neutral site victory over Temple earlier this season, as he scored a career-high 19 points and pulled down a career-high 16 rebounds.

Tre Coleman was impressive on both ends of the court against Boise State, as he scored eight points on a perfect 3-3 shooting, pulled down a team-high six boards, dished out three assists, and recorded three steals. Coleman's versatility has been on display all season, as the senior forward ranks second on the team in assists (38), second in steals (21), fourth in scoring (7.7 PPG), and fourth in rebounding (3.4 RPG).

As a team, Nevada continues to boast one of the premier defensive units in the nation this season. The Pack has been nothing short of sensational on the defensive end of the court, as they have held all 17 of their opponents this season to less than 50 percent shooting from the field, while also limiting 13 of their 17 opponents to less than 70 points,

Nevada currently ranks 18th in the nation in opponent points per game (63.3), while also ranking 23rd in the country in opponent field goal percentage (39.2%), and 95th in the nation in opponent 3-point goal percentage (31.4%).

Offensively, Nevada continues to rank as one of the most prolific teams in the country at taking care of the basketball. The Pack is tied for sixth in the nation in fewest turnovers per game (9.2), in addition to ranking tied for 21st in the nation turnover margin (+4.0), and 28th in the country in assist/turnover ratio (1.53).

Despite struggling on offense against Boise State, Nevada still ranks 67th in the country in field goal percentage (47.1%) and tied for 114th in the nation in scoring offense (77.1 PPG).

Nevada will face one of their most difficult tests to date on Wednesday, as they will face a San Diego State team that is coming off a National Championship game appearance last season and has yet to lose on their home court this season, as they own a perfect record of 8-0 at Viejas Arena this year.

### **SCOUTING SAN DIEGO STATE**

San Diego State enters Wednesday night's showdown with an overall record of 14-3, including a mark of 3-1 in Mountain West play. The Aztecs have picked up marquee victories over Saint Mary's, Washington, Stanford, and Gonzaga this season; however, they are coming off an 18-point defeat on the road against

New Mexico this past Saturday.

The Aztecs have been one of the best defensive teams in the Mountain West this season, as they rank second in the conference in both opponent field goal percentage (39.9%) and opponent 3-point field goal percentage (29.2%), while also ranking fifth in scoring defense (67.3 PPG).

San Diego State has also dominated the glass this season, as they rank second in the league and tied for 102nd in the country in rebounds per game (38.0 RPG). The Aztecs have been particularly impressive on the offensive glass, as they are also second in the Mountain West in offensive rebounds per game (10.9).

As strong as San Diego State has been defensively and on the glass, they have struggled on offense at times, as they currently rank sixth in the Mountain West in scoring offense (76.9 PPG), while also ranking 11th in field goal percentage (44.8%), and tenth in 3-point field goal percentage (32.5%).

Individually, The Aztecs are led by one of the best players in the country, senior forward Jaedon LeDee. Ledee is having an exceptional campaign, and he leads the Mountain West in scoring (21.6 PPG), while also ranking second in the conference in rebounding (8.6 RPG). LeDee is shooting a stellar 56.1 percent from the field this season, good for 14th best in the Mountain West. The senior has reached double figures in scoring in all 16 games he has played in for San Diego State this season, including scoring 20+ points in 10 games. LeDee has also surpassed 30 points in two contests this year.

Junior guard and 2022-23 Pac-12 Sixth Man of the Year, Reese Waters, has been highly impressive in his first season with the Aztecs after transferring in from USC this past offseason. Waters is second on the team in scoring, averaging 11.9 points per game, and he has shot the ball at a high level this year. Waters is knocking down 41.9 percent of his 3-point field goal attempts (26-62) and 95.6 percent of his free throw attempts (43-45). Waters is also pulling down 4.0 boards per contest for San Diego State this season.

Senior guard Micah Parrish ranks third on the team in scoring (10.4 PPG), and he is shooting 44.6 percent from the field, including 35.3 percent from behind the arc this season. Parrish has been elite on the defensive end of the court for San Diego State, and he ranks 11th in the conference in steals per game (1.5 SPG).

2022-23 Mountain West All-Defensive Team and Third Team All-Mountain West honoree Lamont Butler has been superb for the Aztecs this season. Butler leads the team in assists (3.4 APG), while ranking second in steals (1.2 SPG), and fourth in scoring (8.4 PPG).

Fellow senior guard Darrion Trammell has provided a significant offensive spark off the bench for the Aztecs this season. Trammell has started two games while coming off the bench in 14, and he is scoring 7.8 points per game, while ranking second on the team in assists this year (2.1 APG).

#### ALFORD CONTINUES TO ECLIPSE NEW MARKS

Last season, Coach Alford eclipsed the 650-win mark for his career, and after the Pack's victory over Air Force last Tuesday, he currently ranks 11th among all active Division I Coaches in career wins with



### MOUNTAIN WEST STANDINGS

Through Jan. 15

School	MW	Pct.	Overall	Pct.	Streak
Utah State	4-0	1.000	16-1	.941	W15
Boise State	3-0	1.000	12-4	.750	W4
San Diego State	3-1	.750	14-3	.824	L1
<b>Nevada</b>	<b>2-1</b>	<b>.667</b>	<b>15-2</b>	<b>.882</b>	<b>L1</b>
New Mexico	2-2	.500	14-3	.824	W1
Wyoming	2-2	.500	9-8	.813	L2
Colorado State	1-2	.333	13-3	.813	L2
UNLV	1-2	.333	8-7	.533	L1
San Jose State	1-3	.250	8-9	.471	W1
Air Force	0-3	.000	7-8	.467	L6
Fresno State	0-3	.000	7-9	.438	L3

### AROUND THE MOUNTAIN WEST (times in PST)

#### Friday, Jan. 19

UNLV at #17 Colorado State 7:30 p.m.

#### Saturday, Jan. 20

#19 San Diego State at Boise State 10 a.m.  
 Fresno State at #20 Utah State 1 p.m.  
 New Mexico at Air Force 1 p.m.  
 Nevada at Wyoming 4:30 p.m.

### Season Statistical Rankings

	Actual	MW	NCAA
Scoring Offense	77.1	5	T114
Scoring Defense	63.3	1	18
Field Goal Pct.	47.0	3	67
Field Goal Pct. Defense	39.2	1	23
3-Pt FG Pct.	33.9	7	T169
3-Pt FG Pct. Defense	31.4	5	95
Free Throw Pct.	73.0	4	107
Rebounds per game	35.7	5	208
Assists per game	14.0	6	T135
Steals per game	6.2	9	T252
Turnover Margin	+4.0	2	T21

## NEVADA WHEN...

	2023-24	MW	Under Alford
Playing at HOME	9-1	1-1	52-14
Playing on the ROAD	3-0	1-0	19-30
Playing on a NEUTRAL court	3-1	0-0	15-8
Leading at halftime	14-0	2-0	65-13
Trailing at halftime	1-2	0-1	18-37
Tied at halftime	0-0	0-0	1-2
<b>the Wolf Pack...</b>			
Shoots 50% or higher	5-0	0-0	30-5
Shoots less than 50%	10-2	2-1	51-47
Shoots better than opponent	12-0	2-0	71-9
Shoots worse than opponent	2-2	0-1	9-42
Shoots same as opponent	1-0	0-0	1-0
<b>the opponent...</b>			
Shoots 50% or higher	0-0	0-0	2-17
Shoots less than 50%	15-2	2-1	83-34
<b>the Wolf Pack scores...</b>			
Under 70 points	1-2	1-1	14-32
70-79 points	7-0	1-0	34-17
80-89 points	5-0	0-0	25-2
90-99 points	1-0	0-0	10-1
100+ points	1-0	0-0	2-0
More bench pts than opp.	10-1	2-1	43-23
Fewer or same bench pts than opp.	4-1	0-0	42-28
<b>the Wolf Pack allows...</b>			
Under 70 points	12-1	2-1	58-12
70-79 points	2-1	0-0	23-23
80-89 points	1-0	0-0	4-10
90-99 points	0-0	0-0	1-6
100+ points	0-0	0-0	0-1
<b>Game decided...</b>			
By five points or less	0-0	0-0	15-15
By 10 points or less	3-1	0-1	18-18
By 19 points or less	8-1	2-0	37-10
By 20 points or more	4-0	0-0	15-9
In overtime	0-0	0-0	2-3
Making more FGs than opponent	12-0	2-0	72-11
Making fewer FGs than opponent	2-2	0-2	9-39
FGs are equal	1-0	0-0	4-2
Making more 3s than opponent	7-0	1-0	42-17
Making fewer 3s than opponent	7-2	1-1	38-29
3s are equal	2-0	0-0	5-6
Making more FTs than opponent	13-1	2-0	57-17
Making fewer FTs than opponent	2-0	0-0	28-29
FTs are equal	0-1	0-1	0-6
Out-rebounding opponent	8-1	1-0	55-15
Out-rebounded	5-1	0-1	26-35
Rebounds are even	2-0	1-0	5-2
Committing fewer turnovers	12-1	2-1	50-20
Committing more turnovers	2-1	0-0	30-27
Turnovers are even	1-0	0-0	5-5
<b>Playing in the month of...</b>			
November	5-0	0-0	24-8
December	8-1	0-0	20-9
January	2-1	2-1	19-15
February	0-0	0-0	17-12
March	0-0	0-0	3-7

673. Alford also reached 111 career wins in Mountain West play following the Pack's win over Air Force. He currently ranks third all-time among Mountain West coaches in conference victories, and second among active coaches. With Nevada's 2023 NCAA Tournament berth, Alford also achieved another incredible feat, as he became just the fourth coach all-time to take five different programs to the NCAA Tournament.

### EFFICIENCY IS KEY

Nevada has been tremendous at taking care of the ball this season, as the Pack has a combined 145 turnovers through 16 games. Nevada ranks fifth in the nation in fewest turnovers per game (9.1), and the Pack has had 10 or less turnovers in 13 of 16 games this season.

### DIAMOND HEAD DOMINANCE

Nevada secured their third MTE title under Head Coach Steve Alford with an eight-point victory over Georgia Tech on Christmas Eve to win the 2023 Diamond Head Classic Championship. The Pack defeated Temple, TCU, and Georgia Tech on their way to the title.

### GETTING IT DONE IN THE PAINT

Nevada has been exceptional in the paint on both ends of the court this season, as they are currently averaging 31.2 points in the paint per game, while in turn limiting their opponents to just 24.2 points in the paint per contest. Nevada has only been outscored by an opponent in the paint four times this season, and the Pack has held eight different teams to 20 points in the paint or less.

### SUCCESS AGAINST POWER-FIVE OPPONENTS

Nevada is 3-0 against opponents from Power-Five Conferences this season, earning victories over Washington (Pac-12), TCU (Big-12), and Georgia Tech (ACC). The Pack is one of two mid-majors in the country that is undefeated against Power-Five opponents with at least three victories.

### ROAD WARRIORS

Nevada has been tremendous in games away from home this season, as they own a record of 7-1 away from Lawlor Events Center, including a perfect mark of 3-0 in true road games. Nevada also boasts an average scoring margin of +9.3 in road contests, as well as an average scoring margin of +7.7 in away/neutral games.

### BACKCOURT LIGHTING IT UP

Nevada boasts one of the best back courts in the nation with 2022-23 All-MW Second Team & All-MW Defensive Team honoree Kenan Blackshear at point guard alongside fifth-year senior and 2022-23 Mountain West Newcomer of the Year Jarod Lucas. Lucas and Blackshear are combining to score 33.9 points per game, which marks 44% of the Pack's offensive output this season. Lucas and Blackshear both eclipsed 1,000 points for their career last season, and Lucas is approaching 2,000 points, as well as 300 career 3-pointers. After making the transition to point guard last season, Blackshear has tallied 231 assists since the start of the 22'-23' season.

# TV/RADIO ROSTER



## HEAD COACH STEVE ALFORD

# STEVE ALFORD

## FIFTH SEASON



### Head Coach

**Hometown:** New Castle, Ind.  
**Birthdate:** Nov. 23, 1964 in Franklin, Ind.  
**Family:** Wife – Tanya  
Sons – Kory & Bryce  
Daughter – Kayla

**Education:** Indiana, 1987

### Playing Career:

1983-87 – Indiana University  
1987-91 – NBA (Dallas, Golden State)

### Honors:

- 11th among active Division I Coaches in career wins (673 wins)
- Third all-time in Mountain West Conference wins (111 wins)
- 12 NCAA Tournament appearances (most among active MW Coaches)
- Four Sweet-16 appearances (1999, 2014, 2015, 2017)
- 4x MW Regular Season Champion (2009, 2010, 2012, 2013)
- 2x MW Tournament Champion (2012, 2013)
- 3x MW Coach of the Year (2009, 2010, 2013)
- 2023 NABC District 17 Coach of the Year
- 19 seasons with 20+ victories
- Three seasons with 30+ victories
- One of four coaches all-time to lead five different DI schools to the NCAA Tournament

NCAA Champion, All-American, and Olympic Gold Medalist Steve Alford enters his fifth season at the helm of the Wolf Pack program in 2023-24. Alford has completed 32 seasons overall as a head coach, boasting a career record of 673-351.

Alford's career-win total of 673 victories places him 11th among all active Division I coaches in career wins. Alford also ranks third all-time and second among active coaches in career Mountain West victories (111).

Over his four seasons at the Wolf Pack helm, Alford has mentored three Mountain West Newcomers of the Year (Jarod Lucas, 2022-23; Grant Sherfield, 2020-21; Jalen Harris, 2019-20), the program's first Mountain West Freshman of the Year (Darrion Williams, 2022-23), a Mountain West Sixth Man of the Year (Nisré Zouzoua, 2019-20), two Mountain West All-Defensive Team selections (Tre Coleman, 2022-23; Kenan Blakshear, 2022-23), and nine All-Mountain West selections, including first-teamers Harris and Sherfield.

The 2022-23 campaign displayed Alford's ability to tap the full potential of his roster. After losing 58.1 percent of the scoring output from the previous season to the transfer portal, and losing seniors K.J. Hymes and Hunter McIntosh to injury at the beginning of the season, Alford led the Pack to a 22-11 overall record, fourth-place finish in the Mountain West, and the program's first NCAA Tournament appearance since the 2018-19 season. The 22 wins marked one of the biggest turnarounds in all of Division I, as the Pack increased their win total by nine from the previous season.

Nevada had an impressive outing at the 2022 Cayman Islands Classic at the beginning of the season, claiming a third-place finish in the outstanding field. Nevada earned victories over Tulane and Akron, while only suffering one defeat at the hands of Kansas State, an 87-96 overtime loss in the semifinal round to the Wildcats who went on to win the tournament.

Nevada produced an exceptional record of 14-1 on their home court, and the team earned back-to-back victories over ranked opponents at Lawlor for the first time in program history, beating #25 New Mexico (1/23/23) before taking down #22 San Diego State (1/31/23).

Nevada also had a stellar season in Mountain West play, securing a conference record of 12-6, earning a fourth-place finish at the conclusion of the regular season.

The Pack matched a program record following the completion of the regular season, as five different players earned All-MW recognition. Nevada also set a program record by obtaining seven different All-MW awards by players only.

Lucas, an offseason transfer from Oregon State, was named the Mountain West Newcomer of the Year, in addition to garnering All-MW Second Team honors after producing the best season of his collegiate career. Lucas scored in double figures in 28 of 33 contests for the Pack and he finished the season ranked tied for second in made 3-pointers, and fifth in points per game.

Blakshear, playing point guard for the first season in his entire life, was named to the All-MW Second Team while also being recognized as a member of the All-MW Defensive Team. After making the transition to point guard in the offseason, Blakshear had a breakout year under Alford's guidance. He finished the season ranked fourth in the Mountain West in assists per game, sixth in steals per game, ninth in free throw percentage, 13th in points per game, and 13th in minutes per game.

Center Will Baker garnered Third Team All-Mountain West honors after averaging 13.6 points per game on 56.0 percent shooting from the field, 35.5 percent from behind the arc, and 84.2 percent at the free throw line.

Darrion Williams was named the Mountain West Freshman of the Year for the first time in program history. Williams played in all 33 games while making 30 starts, and he finished the season ranked first on the team and third overall in the Mountain West in rebounding, averaging 7.3 boards per game.

Tre Coleman earned All-MW Defensive Team honors, marking the first time in program history that all five Wolf Pack starters garnered All-MW recognition.

Nevada earned their 10th NCAA Tournament berth in program history following the completion of the regular season, marking Alford's 12th career appearance in the tournament. The selection also signified the fifth different school that Alford has taken to the NCAA Division I Tournament, making him just one of four coaches throughout history to accomplish the feat (Lon Kruger, Rick Pitino, Tubby Smith).

Alford was named the NABC District 17 Coach of the Year at the end of the season, and Blakshear garnered First Team All-District honors while Lucas was named to the All-District Second Team.

In the 2020-21 campaign, Alford also showcased his ability to make the most of his roster. Entering the season returning just 20 percent of the scoring output from the previous year's team, Alford's young Wolf Pack squad opened up by capturing the Golden Window Classic title, highlighted by a last-second victory over Nebraska on the Cornhuskers' home court.

Nevada would navigate the challenges and turns of a season operating under the increased safety protocols as a result of the COVID-19 pandemic, going 16-10 overall and reaching the Mountain West Championship semifinals.

Sherfield, an offseason transfer from Wichita State, was named the season's Mountain West Newcomer of the Year as well as to the All-Mountain West First Team, while fellow guard Desmond Cambridge, Jr., in his debut season with the Pack after transferring from Brown, earned a spot on the Third Team.

Sherfield paced the Mountain West in assists (158 total and 6.08 apg) and steals (42 total and 1.62 per game), while finishing second in scoring (18.6 ppg) and assist-to-turnover ratio (2.16), and third in free-throw percentage (85.5 percent). He was also in the conference's top 10 in field-goal percentage (43.3 percent, eighth).



# HEAD COACH STEVE ALFORD

He posted 12 20-point games this season, with 15 performances of at least six assists.

Sherfield also created key moments for the Pack in his debut season, hitting game-winning shots in the final seconds in wins over Boise State (74-72) on Feb. 5 and Colorado State (85-82) on March 5.

Cambridge, Jr. scored in double figures in 19 of 26 games, including eight 20-point performances and a season-high 31 points in the Mountain West Tournament quarterfinal win over Boise State.

He averaged 16.4 points a game, fifth-best in the Mountain West, and also ranked in the top 10 in 3-point field-goal percentage (34.8, fourth), 3-pointers made (69, third), and field-goal percentage (40.9, 10th).

The 2019-20 campaign was highlighted by Alford winning his 600th-career game Jan. 25, 2020, when Nevada defeated New Mexico 96-74 at Lawlor Events Center. The win made him, at the time, the 16th active NCAA Division I coach to reach the 600-win mark.

Alford became the first coach to win two Paradise Jam titles as the Pack swept the field, winning all three games by double figures in the U.S. Virgin Islands. In 2012, he led his New Mexico squad to the title. Junior Jalen Harris was the MVP and was joined on the All-Tournament Team by Jazz Johnson.

Four members of Alford's first Nevada team garnered postseason honors led by Harris. Harris was named to the NABC and USBWA all-district teams after leading the Mountain West in scoring at 21.6 points per game. He was also a Mountain West coaches and media first team selection. Three times he was named the Mountain West Player of the Week, and on Feb. 9 was the Oscar Robertson Player of the Week. He scored 30 or more points six times including becoming the first Pack player with four-consecutive games of 30 or more points.

Johnson was named to the Mountain West coaches second team and media

third team. Senior Nizre Zouzoua was the Mountain West Sixth Man of the Year as selected by the coaches and media. Johnson earned the Sixth Man of the Year honor in 2019. Another of the Pack seniors, Lindsey Drew, was named the Mountain West All-Defensive team for the second time in his career and was an honorable mention pick by the coaches and media. He was named the Mountain West Player of the Week the first week of the season.

On April 11, 2019 University of Nevada director of athletics Doug Knuth announced the hiring of Alford as the head coach of the nationally-ranked Wolf Pack men's basketball program.

Alford, a highly successful coach with 11 NCAA Tournament berths and four Sweet 16 appearances, signed a 10-year deal to lead Nevada.

"There is no better coach than Steve Alford to continue the rise of Nevada basketball and we are excited for the next chapter," Knuth said. "To get a leader of Coach Alford's caliber is a testament to the support of our community and our University. There is a great tradition of Wolf Pack basketball and the future is even brighter."

Alford is the 19th coach in the history of the Nevada program. Alford has a career record of 622-320 (.660) in 29 seasons as a collegiate head coach and is 544-290 (.652) in 26 seasons as a Division I head coach. Over his 25 previous seasons as a Division I head coach, Alford's teams have averaged 21 wins per year with only two losing seasons.

"To be able to continue my career in a tight-knit community that has demonstrated its support for the basketball program is exactly the opportunity that Tanya and I were looking for, and we are thrilled to be in Northern Nevada," Alford said. "I can't wait to get to work as we look to build off the established tradition and momentum of this great program. I want this to be the last stop of my coaching career."

## Collegiate Coaching Record

College	Year	Overall Record	Conference Record/Finish	Postseason
Manchester	1991-92	4-16	3-11 (Heartland-T6th)	
Manchester	1992-93	20-8	7-5 (Heartland-T2nd)	NCAA III Trny - First Round (0-1)
Manchester	1993-94	23-4	10-2 (Heartland-1st)	NCAA III Trny - First Round (0-1)
Manchester	1994-95	31-1	12-0 (Heartland-1st)	NCAA III Trny - Runner-up (5-1)
Missouri State	1995-96	16-12	11-7 (Missouri Valley-4th)	
Missouri State	1996-97	24-9	12-6 (Missouri Valley-T2nd)	NIT First Round (0-1)
Missouri State	1997-98	16-16	11-7 (Missouri Valley-T3rd)	
Missouri State	1998-99	22-11	11-7 (Missouri Valley-T2nd)	NCAA Sweet 16 (2-1)
Iowa	1999-00	14-16	6-10 (Big Ten-T7th)	
Iowa	2000-01	23-12	7-9 (Big Ten-T6th/Big Ten Trny Champs)	NCAA Second Round (1-1)
Iowa	2001-02	19-16	5-11 (Big Ten-T8th)	NIT First Round (0-1)
Iowa	2002-03	17-14	7-9 (Big Ten-T8th)	NIT Second Round (2-1)
Iowa	2003-04	16-13	9-7 (Big Ten-4th)	NIT First Round (0-1)
Iowa	2004-05	21-12	7-9 (Big Ten-7th)	NCAA First Round (0-1)
Iowa	2005-06	25-9	11-5 (Big Ten-T2nd/Big Ten Trny Champs)	NCAA First Round (0-1)
Iowa	2006-07	17-14	9-7 (Big Ten-4th)	
New Mexico	2007-08	24-9	11-5 (Mountain West-3rd)	NIT First Round (0-1)
New Mexico	2008-09	22-12	12-4 (Mountain West-T1st)	NIT Second Round (1-1)
New Mexico	2009-10	30-5	14-2 (Mountain West-1st)	NCAA Second Round (1-1)
New Mexico	2010-11	22-13	8-8 (Mountain West-5th)	NIT Second Round (1-1)
New Mexico	2011-12	28-7	10-4 (Mountain West-T1st/MW Trny Champs)	NCAA Second Round (1-1)
New Mexico	2012-13	29-6	13-3 (Mountain West-1st/MW Trny Champs)	NCAA First Round (0-1)
UCLA	2013-14	28-9	12-6 (Pac-12-2nd/Pac-12 Trny Champs)	NCAA Sweet 16 (2-1)
UCLA	2014-15	22-14	11-7 (Pac-12-4th)	NCAA Sweet 16 (2-1)
UCLA	2015-16	15-17	6-12 (Pac-12-10th)	
UCLA	2016-17	31-5	15-3 (Pac-12-3rd)	NCAA Sweet 16 (2-1)
UCLA	2017-18	21-12	11-7 (Pac-12-T3rd)	NCAA First Round (0-1)
UCLA	2018	7-6	n/a	
Nevada	2019-20	19-12	12-6 (Mountain West -T2nd)	
Nevada	2020-21	16-10	10-7 (Mountain West - 5th)	
Nevada	2021-22	13-18	6-12 (Mountain West - 8th)	
Nevada	2022-23	22-11	12-6	NCAA First Four (0-1)
Nevada	2023-24	15-2	2-1	
<b>Totals (33 years)</b>	<b>1991-Pres.</b>	<b>673-351</b>	<b>303-205</b>	<b>15 NCAA Tournaments (12 at NCAA I level)</b>

## WINNINGEST ACTIVE DI COACHES

*ACTIVE DIVISION I COACHES WIN TOTALS*

Rank	Coach	Current School	Overall Record
1	John Calipari	Kentucky	800-253
2	Bill Self	Kansas	798-238
3	Rick Barnes	Tennessee	787-409
4	Kelvin Sampson	Houston	744-345
5	Dana Altman	Oregon	741-386
6	Jim Larranaga	Miami	735-485
7	Rick Pitino	St. John's	721-294
8	Mark Few	Gonzaga	698-139
9	Tom Izzo	Michigan State	695-285
10	Greg Kampe	Oakland	682-533
<b>11</b>	<b>Steve Alford</b>	<b>Nevada</b>	<b>673-351</b>
12	Bruce Pearl	Auburn	660-258
13	Leonard Hamilton	Florida State	632-481
14	Greg McDermott	Creighton	590-349

# 0

## Hunter McIntosh

Grad. | 6-3 | 185 | G | Snellville, GA.



### 2023-24 SEASON HIGHS

<b>Points</b>	18, vs Fresno Pacific (12/30/23)
<b>FG Made</b>	7, vs Fresno Pacific (12/30/23)
<b>FG Att.</b>	11, vs Fresno Pacific (12/30/23)
<b>3Pt. FG Made</b>	4, vs Fresno Pacific (12/30/23)
<b>3Pt. FG Att.</b>	6, 2x, last at Fresno State (1/6/24)
<b>FT Made</b>	4, vs UC Davis (12/6/23)
<b>FT Att.</b>	6, vs UC Davis (12/6/23)
<b>Rebounds</b>	4, at Washington (11/12/23)
<b>Assists</b>	5, vs Portland (11/18/23)
<b>Steals</b>	2, 2x, last vs Fresno Pacific (12/30/23)
<b>Blocks</b>	-
<b>Minutes</b>	26, vs Sacramento St. (11/7/23)

### CAREER HIGHS

<b>Points</b>	30, at UD (1/31/21)
<b>FG Made</b>	9, at UD (1/31/21)
<b>FG Att.</b>	22, vs UD (2/17/22)
<b>3Pt. FG Made</b>	6, 5x, last vs JMU (1/17/22)
<b>3Pt. FG Att.</b>	12, 2x, last at W&M (1/29/22)
<b>FT Made</b>	9, at JMU (03/07/21)
<b>FT Att.</b>	11, at JMU (03/07/21)
<b>Rebounds</b>	9, at JMU (03/07/21)
<b>Assists</b>	10, vs. JMU (01/25/20)
<b>Steals</b>	3, 4x, last at CofC (01/09/22)
<b>Blocks</b>	1, vs Campbell (12/16/20)
<b>Minutes</b>	39, at JMU (12/15/21)

### PLAYER NOTES

Transferred from Elon ahead of the 2022-23 season after appearing in and starting 85 games across three seasons for the Phoenix. Consistent guard on both ends of the floor with a high IQ for the game. Has been exceptional from behind the arc throughout his career. In 2021-22, he started all 32 games for Elon, amassing season averages of 13.3 points, 2.8 assists, and 2.6 rebounds. In the 2020-21 season, he earned Second Team All-CAA honors in addition to being named to the CAA All-Tournament Team. He was also named the CAA Rookie of the Year his freshman season.

### 2023-24 Highlights:

Scored 12 points on 5-8 shooting from the field and 2-3 from behind the arc in the Pack's season-opening win over Sacramento State ... Scored eight points on 3-4 shooting from the field, including 1-2 from behind the arc in Nevada's win at Washington..Dished out five assists in the Pack's win over Portland - marking the most assists he has tallied in a game for Nevada ... Scored seven points in Nevada's victory over LMU ... Scored 13 points on 3-4 shooting from behind the arc and 4-6 at the free throw line, in addition to recording two steals against UC Davis ... Scored six points on 2-3 shooting from behind the arc against Weber State ... Scored 18 points against Fresno Pacific, marking his highest total with Nevada. Made 4-6 shots from behind the arc in the game ... Scored 11 points on 3-6 shooting from behind the arc against Fresno State.

#0 MCINTOSH, Hunter

Opponent	Date	GS	MIN	Total		3-Pointers		Free throws		Rebounds				PF	A	TO	BLK	STL	PTS	AVG
				FG-FGA	PCT	3FG-3FGA	PCT	FT-FTA	PCT	OFF	DEF	TOT	AVG							
Sacramento St.	11/07/2023		25:34	5-8	.625	2-3	.667	0-0	.000	0	1	1	1.0	3	1	0	0	1	12	12.0
at Washington	11/12/2023		21:18	3-4	.750	1-2	.500	1-2	.500	0	4	4	2.5	2	1	1	0	0	8	10.0
Pacific	11/15/2023		13:36	1-3	.333	1-3	.333	0-0	.000	0	1	1	2.0	2	1	1	0	0	3	7.7
Portland	11/18/2023		19:24	0-5	.000	0-5	.000	0-0	.000	0	0	0	1.5	2	5	0	0	0	0	5.8
Montana	11/29/2023		15:03	1-2	.500	1-2	.500	0-0	.000	1	2	3	1.8	1	0	1	0	1	3	5.2
LMU (CA)	12/02/2023		17:38	2-5	.400	1-3	.333	2-2	1.000	0	1	1	1.7	3	2	1	0	0	7	5.5
UC Davis	12/06/2023		24:40	3-5	.600	3-4	.750	4-6	.667	1	1	2	1.7	3	0	0	0	2	13	6.6
vs Drake	12/09/2023		18:24	1-3	.333	0-2	.000	0-0	.000	1	1	2	1.8	2	0	0	0	0	2	6.0
Weber St.	12/13/2023		19:31	2-3	.667	2-3	.667	0-0	.000	0	1	1	1.7	1	0	1	0	0	6	6.0
at Hawaii	12/17/2023		19:29	0-3	.000	0-2	.000	2-2	1.000	0	2	2	1.7	2	0	0	0	0	2	5.6
vs Temple	12/21/2023		13:34	1-3	.333	0-2	.000	0-0	.000	0	1	1	1.6	1	0	0	0	0	2	5.3
vs TCU	12/22/2023		07:08	1-3	.333	1-3	.333	0-0	.000	0	0	0	1.5	2	0	0	0	0	3	5.1
vs Georgia Tech	12/24/2023		12:29	2-3	.667	2-3	.667	0-0	.000	0	0	0	1.4	2	0	0	0	0	6	5.2
Fresno Pacific	12/30/2023		18:01	7-11	.636	4-6	.667	0-0	.000	1	2	3	1.5	2	0	0	0	2	18	6.1
at Fresno St.	01/06/2024		14:48	4-7	.571	3-6	.500	0-0	.000	0	0	0	1.4	2	0	0	0	1	11	6.4
Air Force	01/09/2024		19:43	1-1	1.000	1-1	1.000	0-0	.000	0	1	1	1.4	2	0	1	0	0	3	6.2
Boise St.	01/12/2024		13:06	0-1	.000	0-0	.000	0-0	.000	0	0	0	1.3	1	0	0	0	0	0	5.8
<b>Totals</b>		<b>0</b>	<b>293:26</b>	<b>34-70</b>	<b>.486</b>	<b>22-50</b>	<b>.440</b>	<b>9-12</b>	<b>.750</b>	<b>4</b>	<b>18</b>	<b>22</b>	<b>1.3</b>	<b>33</b>	<b>10</b>	<b>6</b>	<b>0</b>	<b>7</b>	<b>99</b>	<b>5.8</b>

Player Averages

Games Played	Minutes/game	Points/game	FG Pct	3FG Pct	FT Pct	Rebounds/game	Assists/game	Turnovers/game	Assist/Turnover ratio	Steals/game	Blocks/game
17	17.3	5.8	48.6	44.0	75.0	1.3	0.6	0.4	1.7	0.4	0.0

### McIntosh's Career Statistics

SEASON	TEAM	GP-GS	MIN/AVG	Field Goals		3-Point		F-Throws		Rebounds				Scoring						
				FG-FGA	FG%	3FG-3FGA	3FG%	FT-FTA	FT%	OFF	DEF	TOT	AVG	PF-FO	A	TO	BLK	STL	PTS	AVG
2019-20	Elon	34-34	1091/32.1	131-314	.417	80-198	.404	57-75	.760	13	99	112	3.3	92-5	103	62	0	26	399	11.7
2020-21	Elon	19-19	628/33.1	97-248	.391	52-147	.354	52-58	.897	13	48	61	3.2	43-3	44	40	1	13	298	15.7
2021-22	Elon	32-32	1057/33.0	145-378	.384	87-231	.377	49-61	.803	7	77	84	2.6	82-2	90	78	0	20	426	13.3
2022-23	Nevada	6-0	91/15.2	4-19	.211	4-12	.333	2-2	1.000	1	4	5	0.8	7-0	10	3	0	0	14	2.3
2023-24	Nevada	17-0	293/17.3	34-70	.486	22-50	.440	9-12	.750	4	18	22	1.3	33-0	10	6	0	7	99	5.8
<b>TOTAL FOR Nevada</b>		<b>23-0</b>	<b>384/16.7</b>	<b>38-89</b>	<b>.427</b>	<b>26-62</b>	<b>.419</b>	<b>11-14</b>	<b>.786</b>	<b>5</b>	<b>22</b>	<b>27</b>	<b>1.2</b>	<b>40-0</b>	<b>20</b>	<b>9</b>	<b>0</b>	<b>7</b>	<b>113</b>	<b>4.9</b>
<b>TOTAL</b>		<b>108-85</b>	<b>3161/29.3</b>	<b>411-1029</b>	<b>.399</b>	<b>245-638</b>	<b>.384</b>	<b>169-208</b>	<b>.813</b>	<b>38</b>	<b>246</b>	<b>284</b>	<b>2.6</b>	<b>257-10</b>	<b>257</b>	<b>189</b>	<b>1</b>	<b>66</b>	<b>1236</b>	<b>11.4</b>

1

**Tyler Powell**  
 Junior | 6-5 | 220 | G/F | Los Angeles, Calif.



### 2023-24 SEASON HIGHS

Points	-
FG Made	-
FG Att.	-
3Pt. FG Made	-
3Pt. FG Att.	-
FT Made	-
FT Att.	-
Rebounds	-
Assists	-
Steals	-
Blocks	-
Minutes	-

### CAREER HIGHS

Points	10, at Pepperdine (12/6/22)
FG Made	4, at Pepperdine (12/6/22)
FG Att.	6, at New Mexico (2/7/23)
3Pt. FG Made	2, 3x, last at UNLV (1/28/23)
3Pt. FG Att.	4, vs Boise St. (12/28/22)
FT Made	2, 2x, last vs Air Force (2/3/23)
FT Att.	2, 3x, last vs Air Force (2/3/23)
Rebounds	6, at Pepperdine (12/6/22)
Assists	2, vs Norfolk State (12/21/22)
Steals	2, vs Utah Tech (11/7/22)
Blocks	1, 2x, last vs UT Arlington (11/18/22)
Minutes	21, vs Utah Tech (11/7/22)

### PLAYER NOTES

Transferred to Nevada after playing his freshman season at Seton Hall. Versatile and physical guard who can play multiple positions. Exceptional 3-point shooter who can score quickly in large amounts. Appeared in eight games for the Pirates throughout the 2021-22 season. He scored three points and recorded one steal in his first collegiate appearance. He played a season-high eight minutes in Seton Hall's NCAA Tournament game against TCU, grabbing two rebounds and collecting one block.

#### 2022-23 Highlights:

Appeared in all 33 games off the bench throughout the season ... Knocked down at least one 3-pointer in 12 games ... Scored seven points on 2-2 shooting from the field and 2-2 at the free throw line in 11 minutes of action in the Pack's overtime loss to Kansas State (11/22/22) ... Scored a career-high 10 points on a perfect 4-4 shooting from the field and 2-2 from behind the arc, while also pulling down a career-high six rebounds in Nevada's 85-77 road win over Pepperdine (12/6/22) ... Scored eight points on 3-5 shooting from the field and 2-4 from behind the arc in the Pack's 74-72 win over Boise State (12/28/22) ... Scored five points and grabbed three rebounds in the Pack's 80-69 win against Colorado State (1/4/23) ... Scored seven points on 3-6 shooting from the field in Nevada's 77-76 road victory at New Mexico (2/7/23).

#### 2023-24:

Opted to redshirt the 2023-24 season.

### Powell's Career Statistics

SEASON	TEAM	GP-GS	MIN/AVG	Field Goals		3-Point		F-Throws		Rebounds				Scoring						
				FG-FGA	FG%	3FG-3FGA	3FG%	FT-FTA	FT%	OFF	DEF	TOT	AVG	PF-FO	A	TO	BLK	STL	PTS	AVG
2021-22	SHU	12-0	45/3.8	2-4	.500	2-4	.500	0-0	.000	0	8	8	0.7	3-0	1	1	1	1	6	0.5
2022-23	Nevada	33-0	307/9.3	26-68	.382	15-40	.375	5-9	.556	7	26	33	1.0	29-0	11	12	1	5	72	2.2
<b>TOTAL FOR Nevada</b>		<b>33-0</b>	<b>307/9.3</b>	<b>26-68</b>	<b>.382</b>	<b>15-40</b>	<b>.375</b>	<b>5-9</b>	<b>.556</b>	<b>7</b>	<b>26</b>	<b>33</b>	<b>1.0</b>	<b>29-0</b>	<b>11</b>	<b>12</b>	<b>1</b>	<b>5</b>	<b>72</b>	<b>2.2</b>
<b>TOTAL</b>		<b>45-0</b>	<b>352/7.8</b>	<b>28-72</b>	<b>.389</b>	<b>17-44</b>	<b>.386</b>	<b>5-9</b>	<b>.556</b>	<b>7</b>	<b>34</b>	<b>41</b>	<b>0.9</b>	<b>32-0</b>	<b>12</b>	<b>13</b>	<b>2</b>	<b>6</b>	<b>78</b>	<b>1.7</b>

# 2

**Jarod Lucas**  
 Grad. | 6-4 | 195 | G | Hacienda Heights, Calif.



## 2023-24 SEASON HIGHS

<b>Points</b>	30, vs Portland (11/18/23)
<b>FG Made</b>	9, vs Portland (11/18/23)
<b>FG Att.</b>	18, vs Temple (12/21/23)
<b>3Pt. FG Made</b>	6, vs Portland (11/18/23)
<b>3Pt. FG Att.</b>	11, vs Temple (12/21/23)
<b>FT Made</b>	13, 2x, last vs TCU (12/22/23)
<b>FT Att.</b>	15, vs UC Davis (12/6/23)
<b>Rebounds</b>	6, vs TCU (12/22/23)
<b>Assists</b>	4, vs Sacramento St. (11/7/23)
<b>Steals</b>	2, 2x, last vs Temple (12/21/23)
<b>Blocks</b>	-
<b>Minutes</b>	36, at Washington (11/12/23)

## CAREER HIGHS

<b>Points</b>	30, vs Portland (11/18/23)
<b>FG Made</b>	11, at New Mexico (2/7/23)
<b>FG Att.</b>	18, at New Mexico (2/7/23)
<b>3Pt. FG Made</b>	6, 3x, last vs Portland (11/18/23)
<b>3Pt. FG Att.</b>	13, vs Norfolk State (12/21/22)
<b>FT Made</b>	13, vs UC Davis (12/6/23)
<b>FT Att.</b>	15, vs UC Davis (12/6/23)
<b>Rebounds</b>	6, 10x, last vs TCU (12/22/23)
<b>Assists</b>	4, 4x, last vs Pacific (11/15/23)
<b>Steals</b>	3, 5x, last vs Stanford (02/12/22)
<b>Blocks</b>	1, vs Portland State (12/22/20)
<b>Minutes</b>	43, vs Wash. State (02/28/22)

## PLAYER NOTES

Transferred to Nevada ahead of the 2022-23 season following three stellar years playing for Oregon State ... In his first season with the Pack, he was named the 2022-23 Mountain West Newcomer of the Year ... 2022-23 All-Mountain West Second Team ... 2022-23 NABC Second Team All-District ... Completed the season ranked tenth in program history for made 3-pointers (79) and 3-point field goal attempts (209), while ranking tied for seventh in free throw percentage (86.3%) ... Finished the season ranked second in the Mountain West in free throw percentage, tied for second in the Mountain West in made 3-pointers, and fourth in scoring (560 points) ... Surpassed 1,000 points for his career in Nevada's win over Grand Canyon (11/12/22) ... Reached double figures in scoring in 28 of 33 games throughout the season .

### 2023-24 Highlights:

Scored a game-high 18 points, while also matching a career-high with four assists in the Pack's win over Sacramento State ... Scored a career-high 30 points while matching a career-high by draining six 3-pointers in Nevada's win over Portland. ... Scored 20 points on 7-10 shooting from the field in the Pack's win over LMU ... Scored 13 points on 5-9 shooting from the field, including 3-5 from behind the arc against Weber State ... Scored a team-high 16 points against Hawaii ... Has reached double figures in scoring in all 12 games for the Pack ... Scored a game-high 22 points, while draining three 3-pointers and tallying two steals in the Pack's win over Temple in the first round of the Diamond Head Classic ... Scored a game-high 25 points and pulled down six rebounds, including three on the offensive glass in the Pack's win over TCU ... Named the **MVP of the 2023 Diamond Head Classic** after averaging 22.3 PPG and 4.0 RPG on 50% shooting, including 39.1% from behind the arc throughout the tournament ... Named the **Mountain West Player of the Week** after the Pack's victories over Temple and TCU ... Named the Oscar Robertson National Player of the Week by the USBWA ... Scored 22 points on 8-16 shooting from the field against Fresno Pacific ... Scored 17 points while draining a perfect 3-3 shots from behind the arc against Fresno State ... Matched the Nevada program record for consecutive made free throws with 34 - streak began against Hawaii and ended vs. Boise State.

#2 LUCAS, Jarod

Opponent	Date	GS	MIN	Total		3-Pointers		Free throws		Rebounds				PF	A	TO	BLK	STL	PTS	AVG	
				FG-FGA	PCT	3FG-3FGA	PCT	FT-FTA	PCT	OFF	DEF	TOT	AVG								
Sacramento St.	11/07/2023	*	34:52	4-14	.286	1-6	.167	9-9	1.000	0	4	4	4.0	1	4	0	0	1	18	18.0	
at Washington	11/12/2023	*	36:28	3-12	.250	1-6	.167	6-6	1.000	0	1	1	2.5	2	0	1	0	0	13	15.5	
Pacific	11/15/2023	*	22:35	4-13	.308	2-7	.286	2-2	1.000	2	3	5	3.3	0	1	2	0	0	12	14.3	
Portland	11/18/2023	*	32:33	9-15	.600	6-9	.667	6-6	1.000	0	1	1	2.8	0	3	0	0	1	30	18.3	
Montana	11/29/2023	*	31:53	3-10	.300	1-3	.333	9-10	.900	0	1	1	2.4	2	1	1	0	1	16	17.8	
LMU (CA)	12/02/2023	*	32:12	7-10	.700	1-2	.500	5-6	.833	0	3	3	2.5	0	2	0	0	0	20	18.2	
UC Davis	12/06/2023	*	33:14	0-9	.000	0-1	.000	13-15	.867	3	2	5	2.9	1	1	2	0	0	13	17.4	
vs Drake	12/09/2023	*	29:36	3-11	.273	2-8	.250	2-2	1.000	0	1	1	2.6	2	0	2	0	0	10	16.5	
Weber St.	12/13/2023	*	32:38	5-9	.556	3-5	.600	0-2	.000	0	2	2	2.6	1	2	1	0	2	13	16.1	
at Hawaii	12/17/2023	*	33:27	5-12	.417	1-4	.250	5-5	1.000	1	1	2	2.5	0	0	1	0	1	16	16.1	
vs Temple	12/21/2023	*	30:46	8-18	.444	3-11	.273	3-3	1.000	1	1	2	2.5	0	1	3	0	2	22	16.6	
vs TCU	12/22/2023	*	35:02	5-9	.556	2-5	.400	13-13	1.000	3	3	6	2.8	1	1	2	0	1	25	17.3	
vs Georgia Tech	12/24/2023	*	34:40	7-13	.538	4-7	.571	2-2	1.000	1	3	4	2.8	1	0	0	0	0	20	17.5	
Fresno Pacific	12/30/2023	*	21:59	8-16	.500	3-7	.429	3-3	1.000	0	1	1	2.7	0	1	0	0	1	22	17.9	
at Fresno St.	01/06/2024	*	31:19	7-12	.583	3-3	1.000	0-0	.000	0	2	2	2.7	0	0	1	0	0	17	17.8	
Air Force	01/09/2024	*	34:13	3-12	.250	3-8	.375	5-5	1.000	1	3	4	2.8	2	0	1	0	0	14	17.6	
Boise St.	01/12/2024	*	35:20	5-14	.357	1-6	.167	3-4	.750	0	1	1	2.6	4	4	1	0	1	14	17.4	
<b>Totals</b>			<b>17</b>	<b>542:46</b>	<b>86-209</b>	<b>.411</b>	<b>37-98</b>	<b>.378</b>	<b>86-93</b>	<b>.925</b>	<b>12</b>	<b>33</b>	<b>45</b>	<b>2.6</b>	<b>17</b>	<b>21</b>	<b>18</b>	<b>0</b>	<b>11</b>	<b>295</b>	<b>17.4</b>

Player Averages

Games Played	Minutes/game	Points/game	FG Pct	3FG Pct	FT Pct	Rebounds/game	Assists/game	Turnovers/game	Assist/Turnover ratio	Steals/game	Blocks/game
17	31.9	17.4	41.1	37.8	92.5	2.6	1.2	1.1	1.2	0.6	0.0

## Lucas' Career Statistics

SEASON	TEAM	GP-GS	MIN/AVG	Field Goals		3-Point		F-Throws		Rebounds				Scoring						
				FG-FGA	FG%	3FG-3FGA	3FG%	FT-FTA	FT%	OFF	DEF	TOT	AVG	PF-FO	A	TO	BLK	STL	PTS	AVG
2019-20	OSU	31-0	411/13.2	34-97	.351	27-79	.342	47-54	.870	11	17	28	0.9	23-0	12	12	0	9	142	4.6
2020-21	OSU	33-23	965/29.2	120-316	.380	77-198	.389	103-115	.896	11	64	75	2.3	39-0	38	28	1	22	420	12.7
2021-22	OSU	31-31	1047/33.8	136-328	.415	73-189	.386	74-85	.871	18	53	71	2.3	43-0	37	35	0	25	419	13.5
2022-23	Nevada	33-33	1136/34.4	165-400	.413	79-209	.378	151-175	.863	7	80	87	2.6	45-0	47	36	0	12	560	17.0
2023-24	Nevada	17-17	543/31.9	86-209	.411	37-98	.378	86-93	.925	12	33	45	2.6	17-0	21	18	0	11	295	17.4
<b>TOTAL FOR Nevada</b>		<b>50-50</b>	<b>1679/33.6</b>	<b>251-609</b>	<b>.412</b>	<b>116-307</b>	<b>.378</b>	<b>237-268</b>	<b>.884</b>	<b>19</b>	<b>113</b>	<b>132</b>	<b>2.6</b>	<b>62-0</b>	<b>68</b>	<b>54</b>	<b>0</b>	<b>23</b>	<b>855</b>	<b>17.1</b>
<b>TOTAL</b>		<b>145-104</b>	<b>4102/28.3</b>	<b>541-1350</b>	<b>.401</b>	<b>293-773</b>	<b>.379</b>	<b>461-522</b>	<b>.883</b>	<b>59</b>	<b>247</b>	<b>306</b>	<b>2.1</b>	<b>167-0</b>	<b>155</b>	<b>129</b>	<b>1</b>	<b>79</b>	<b>1836</b>	<b>12.7</b>

# 3

## Tyler Rolison

Freshman | 6-0 | 173 | G | Los Angeles, Calif.



### 2023-24 SEASON HIGHS

Points	12, vs Pacific (11/15/23)
FG Made	4, vs Pacific (11/15/23)
FG Att.	9, vs Pacific (11/15/23)
3Pt. FG Made	3, vs Drake (12/9/23)
3Pt. FG Att.	4, vs Drake (12/9/23)
FT Made	3, vs Pacific (11/15/23)
FT Att.	4, vs Drake (12/9/23)
Rebounds	6, vs Drake (12/9/23)
Assists	5, vs Weber State (12/13/23)
Steals	2, vs TCU (12/22/23)
Blocks	1, at Hawaii (12/17/23)
Minutes	24, vs Pacific (11/15/23)

### CAREER HIGHS

Points	12, vs Pacific (11/15/23)
FG Made	4, vs Pacific (11/15/23)
FG Att.	9, vs Pacific (11/15/23)
3Pt. FG Made	3, vs Drake (12/9/23)
3Pt. FG Att.	4, vs Drake (12/9/23)
FT Made	3, vs Pacific (11/15/23)
FT Att.	4, vs Drake (12/9/23)
Rebounds	6, vs Drake (12/9/23)
Assists	5, vs Weber State (12/13/23)
Steals	2, vs TCU (12/22/23)
Blocks	1, at Hawaii (12/17/23)
Minutes	24, vs Pacific (11/15/23)

### PLAYER NOTES

Highly skilled and athletic point guard who provides an extra burst of speed and explosion every time he steps on the court.

Prepped at St. Bernard High School in Playa del Rey, California ... Named the Del Rey League Player of the Year in both his Junior and Senior seasons ... Helped lead St. Bernard to an overall record of 22-9, including a mark of 7-1 throughout league play during his senior season ... In his junior season, helped St. Bernard achieve an overall record of 24-8, along with a league mark of 5-3 ... Recognized as the 2021-22 CIF-Southern Section Division 1 Player of the Year ... Played for the Compton Magic on the AAU Circuit.

#### 2023-24 Highlights:

Scored two points, dished out three assists, and tallied one steal in his collegiate debut against Sacramento State ... Scored a career-high 12 points, in addition to grabbing five rebounds and dishing out three assists against Pacific ... Scored five points in the Pack's win over Montana ... Has made a perfect 9-9 shots at the free throw line through five games ... Scored 10 points while draining three 3-pointers, in addition to pulling down six rebounds against Drake ... Scored five points, dished out a career-high five assists, and pulled down three rebounds against Weber State ... Scored seven points in the Pack's road win over Hawaii ... Scored six points on 2-3 shooting from behind the arc, dished out two assists, and recorded two steals in the Pack's win over TCU ... Scored three points on 1-2 shooting from behind the arc against Boise State.

#3 ROLISON, Tyler

Opponent	Date	GS	MIN	Total		3-Pointers		Free throws		Rebounds				PF	A	TO	BLK	STL	PTS	AVG
				FG-FGA	PCT	3FG-3FGA	PCT	FT-FTA	PCT	OFF	DEF	TOT	AVG							
Sacramento St.	11/07/2023		12:12	0-2	.000	0-0	.000	2-2	1.000	0	0	0	0	1	3	0	0	1	2	2.0
at Washington	11/12/2023		03:22	1-1	1.000	0-0	.000	0-0	.000	0	1	1	0.5	3	0	1	0	0	2	2.0
Pacific	11/15/2023		23:50	4-9	.444	1-1	1.000	3-3	1.000	0	5	5	2.0	2	3	3	0	1	12	5.3
Portland	11/18/2023		17:13	1-4	.250	1-2	.500	2-2	1.000	1	3	4	2.5	2	1	0	0	1	5	5.3
Montana	11/29/2023		14:27	1-3	.333	1-1	1.000	2-2	1.000	0	1	1	2.2	1	1	1	0	0	5	5.2
LMU (CA)	12/02/2023		18:02	0-3	.000	0-1	.000	0-0	.000	0	0	0	1.8	2	3	1	0	1	0	4.3
UC Davis	12/06/2023		11:31	0-3	.000	0-1	.000	2-3	.667	0	1	1	1.7	1	1	0	0	1	2	4.0
vs Drake	12/09/2023		17:04	3-5	.600	3-4	.750	1-4	.250	0	6	6	2.3	3	1	1	0	0	10	4.8
Weber St.	12/13/2023		16:05	2-4	.500	0-1	.000	1-1	1.000	0	3	3	2.3	1	5	0	0	0	5	4.8
at Hawaii	12/17/2023		16:01	3-4	.750	1-2	.500	0-0	.000	0	1	1	2.2	1	0	2	1	1	7	5.0
vs Temple	12/21/2023		12:15	0-2	.000	0-0	.000	0-0	.000	0	1	1	2.1	2	0	0	0	1	0	4.5
vs TCU	12/22/2023		11:35	2-5	.400	2-3	.667	0-0	.000	0	1	1	2.0	2	3	0	0	2	6	4.7
vs Georgia Tech	12/24/2023		09:46	0-2	.000	0-1	.000	0-0	.000	0	1	1	1.9	2	2	0	0	1	0	4.3
Fresno Pacific	12/30/2023		16:29	0-2	.000	0-2	.000	0-0	.000	0	0	0	1.8	2	3	1	0	0	0	4.0
at Fresno St.	01/06/2024		11:59	0-2	.000	0-0	.000	0-0	.000	0	2	2	1.8	2	2	0	0	0	0	3.7
Air Force	01/09/2024		08:15	0-0	.000	0-0	.000	3-4	.750	1	1	2	1.8	1	2	1	0	0	3	3.7
Boise St.	01/12/2024		07:35	1-4	.250	1-2	.500	0-0	.000	0	1	1	1.8	0	0	1	0	0	3	3.6
<b>Totals</b>		<b>0</b>	<b>227:39</b>	<b>18-55</b>	<b>.327</b>	<b>10-21</b>	<b>.476</b>	<b>16-21</b>	<b>.762</b>	<b>2</b>	<b>28</b>	<b>30</b>	<b>1.8</b>	<b>28</b>	<b>30</b>	<b>12</b>	<b>1</b>	<b>10</b>	<b>62</b>	<b>3.6</b>

Player Averages

Games Played	Minutes/game	Points/game	FG Pct	3FG Pct	FT Pct	Rebounds/game	Assists/game	Turnovers/game	Assist/Turnover ratio	Steals/game	Blocks/game
17	13.4	3.6	32.7	47.6	76.2	1.8	1.8	0.7	2.5	0.6	0.1

### Rolison's Career Statistics

SEASON	TEAM	GP-GS	MIN/AVG	Field Goals		3-Point		F-Throws		Rebounds				Scoring						
				FG-FGA	FG%	3FG-3FGA	3FG%	FT-FTA	FT%	OFF	DEF	TOT	AVG	PF-FO	A	TO	BLK	STL	PTS	AVG
2023-24	Nevada	17-0	228/13.4	18-55	.327	10-21	.476	16-21	.762	2	28	30	1.8	28-0	30	12	1	10	62	3.6
<b>TOTAL</b>		<b>17-0</b>	<b>228/13.4</b>	<b>18-55</b>	<b>.327</b>	<b>10-21</b>	<b>.476</b>	<b>16-21</b>	<b>.762</b>	<b>2</b>	<b>28</b>	<b>30</b>	<b>1.8</b>	<b>28-0</b>	<b>30</b>	<b>12</b>	<b>1</b>	<b>10</b>	<b>62</b>	<b>3.6</b>

# 4

**Tré Coleman**  
Senior | 6-7 | 215 | F | Jeffersonville, Ind.



## 2023-24 SEASON HIGHS

<b>Points</b>	15, vs Portland (11/18/23)
<b>FG Made</b>	5, vs LMU (12/2/23)
<b>FG Att.</b>	10, at Hawaii (12/17/23)
<b>3Pt. FG Made</b>	2, 3x, last at Fresno State (1/6/24)
<b>3Pt. FG Att.</b>	6, vs Weber State (12/13/23)
<b>FT Made</b>	5, vs Portland (11/18/23)
<b>FT Att.</b>	5, vs Portland (11/18/23)
<b>Rebounds</b>	9, at Washington (11/12/23)
<b>Assists</b>	5, vs Montana (11/29/23)
<b>Steals</b>	4, vs Weber State (12/13/23)
<b>Blocks</b>	2, vs LMU (12/2/23)
<b>Minutes</b>	34, at Washington (11/12/23)

## CAREER HIGHS

<b>Points</b>	22, at Wyoming (2/27/23)
<b>FG Made</b>	8, at Wyoming (2/27/23)
<b>FG Att.</b>	12, at Wyoming (2/27/23)
<b>3Pt. FG Made</b>	4, 3x, last at Wyoming (2/27/23)
<b>3Pt. FG Att.</b>	7, at Wyoming (01/22/21)
<b>FT Made</b>	8, vs New Mexico (12/31/20)
<b>FT Att.</b>	8, vs New Mexico (12/31/20)
<b>Rebounds</b>	9, at Washington (11/12/23)
<b>Assists</b>	9, vs New Mexico (1/23/23)
<b>Steals</b>	5, at Fresno State (2/24/23)
<b>Blocks</b>	3, 2x last vs New Mexico (1/23/23)
<b>Minutes</b>	42, vs New Mexico (1/23/23)

## PLAYER NOTES

Athletic forward who is an elite defender, solid facilitator, and above average 3-point shooter. Earned MW All-Defensive Team honors in his junior season.

### 2023-24 Highlights:

Scored eight points and pulled down a career-high nine rebounds in Nevada's road victory over Washington (11/12) ... Scored eight points, dished out two assists, tallied one steal and one block against Pacific .... Scored a season-high 15 points on 4-6 shooting from the field, while also dishing out three assists and tallying one block in the Pack's win over Portland ... Scored seven points, six rebounds, dished out five assists, tallied one block, and recorded one steal against Montana ... Scored 10 points, grabbed six boards, recorded two blocks, and tallied one steal against LMU ... Scored 10 points, dished out four assists, and recorded four steals against Weber State ... Scored 10 points while hitting 2-3 shots from behind the arc against Fresno State ... Scored eight points on a perfect 3-3 shooting, while also grabbing a team-high six boards and recording three steals against Boise State.

### #4 COLEMAN, Tre

Opponent	Date	GS	MIN	Total		3-Pointers		Free throws		Rebounds				PF	A	TO	BLK	STL	PTS	AVG
				FG-FGA	PCT	3FG-3FGA	PCT	FT-FTA	PCT	OFF	DEF	TOT	AVG							
Sacramento St.	11/07/2023	*	30:21	1-5	.200	0-2	.000	2-2	1.000	1	1	2	2.0	2	4	2	0	3	4	4.0
at Washington	11/12/2023	*	33:56	3-9	.333	0-1	.000	2-3	.667	2	7	9	5.5	2	2	2	0	1	8	6.0
Pacific	11/15/2023	*	20:19	3-4	.750	0-1	.000	2-3	.667	0	1	1	4.0	3	2	0	1	1	8	6.7
Portland	11/18/2023	*	26:41	4-6	.667	2-4	.500	5-5	1.000	0	0	0	3.0	1	3	1	1	0	15	8.8
Montana	11/29/2023	*	27:43	2-6	.333	1-3	.333	2-2	1.000	0	6	6	3.6	2	5	1	1	1	7	8.4
LMU (CA)	12/02/2023	*	25:47	5-8	.625	0-0	.000	0-0	.000	0	6	6	4.0	3	2	0	2	1	10	8.7
UC Davis	12/06/2023	*	30:18	1-2	.500	0-0	.000	1-2	.500	0	2	2	3.7	4	2	2	0	1	3	7.9
vs Drake	12/09/2023	*	25:14	1-6	.167	0-2	.000	0-0	.000	1	3	4	3.8	2	1	5	0	0	2	7.1
Weber St.	12/13/2023	*	31:16	4-8	.500	2-6	.333	0-0	.000	0	1	1	3.4	1	4	1	0	4	10	7.4
at Hawaii	12/17/2023	*	23:24	4-10	.400	1-5	.200	1-1	1.000	0	5	5	3.6	4	0	0	1	2	10	7.7
vs Temple	12/21/2023	*	27:39	3-7	.429	0-2	.000	3-3	1.000	0	1	1	3.4	2	0	0	1	0	9	7.8
vs TCU	12/22/2023	*	32:08	4-7	.571	1-3	.333	1-1	1.000	0	1	1	3.2	3	1	1	0	1	10	8.0
vs Georgia Tech	12/24/2023	*	27:50	1-6	.167	0-4	.000	0-0	.000	0	4	4	3.2	1	1	4	1	0	2	7.5
Fresno Pacific	12/30/2023	*	21:59	4-5	.800	0-1	.000	0-1	.000	2	2	4	3.3	1	1	1	0	1	8	7.6
at Fresno St.	01/06/2024	*	28:46	2-4	.500	2-3	.667	4-6	.667	0	3	3	3.3	0	3	2	0	0	10	7.7
Air Force	01/09/2024	*	31:15	3-6	.500	1-2	.500	0-2	.000	2	1	3	3.3	0	4	0	0	2	7	7.7
Boise St.	01/12/2024	*	34:58	3-3	1.000	0-0	.000	2-3	.667	0	6	6	3.4	1	3	2	0	3	8	7.7
<b>Totals</b>		<b>16</b>	<b>479:34</b>	<b>48-102</b>	<b>.471</b>	<b>10-39</b>	<b>.256</b>	<b>25-34</b>	<b>.735</b>	<b>8</b>	<b>50</b>	<b>58</b>	<b>3.4</b>	<b>32</b>	<b>38</b>	<b>24</b>	<b>8</b>	<b>21</b>	<b>131</b>	<b>7.7</b>

### Player Averages

Games Played	Minutes/game	Points/game	FG Pct	3FG Pct	FT Pct	Rebounds/game	Assists/game	Turnovers/game	Assist/Turnover ratio	Steals/game	Blocks/game
17	28.2	7.7	47.1	25.6	73.5	3.4	2.2	1.4	1.6	1.2	0.5

## Coleman's Career Statistics

SEASON	TEAM	GP-GS	MIN/AVG	Field Goals		3-Point		F-Throws		Rebounds				Scoring						
				FG-FGA	FG%	3FG-3FGA	3FG%	FT-FTA	FT%	OFF	DEF	TOT	AVG	PF-FO	A	TO	BLK	STL	PTS	AVG
2020-21	Nevada	26-22	674/25.9	45-108	.417	26-72	.361	27-42	.643	17	61	78	3.0	59-0	46	31	9	21	143	5.5
2021-22	Nevada	31-22	870/28.1	50-149	.336	18-70	.257	30-41	.732	20	70	90	2.9	68-4	35	31	11	33	148	4.8
2022-23	Nevada	33-33	1009/30.6	72-161	.447	29-81	.358	34-50	.680	21	81	102	3.1	75-2	86	27	31	34	207	6.3
2023-24	Nevada	17-16	480/28.2	48-102	.471	10-39	.256	25-34	.735	8	50	58	3.4	32-0	38	24	8	21	131	7.7
<b>TOTAL</b>		<b>107-93</b>	<b>3032/28.3</b>	<b>215-520</b>	<b>.413</b>	<b>83-262</b>	<b>.317</b>	<b>116-167</b>	<b>.695</b>	<b>66</b>	<b>262</b>	<b>328</b>	<b>3.1</b>	<b>234-6</b>	<b>205</b>	<b>113</b>	<b>59</b>	<b>109</b>	<b>629</b>	<b>5.9</b>

5

**Amire Robinson**  
Freshman | 6-4 | 195 | F | Jeffersonville, Ind.



## 2023-24 SEASON HIGHS

<b>Points</b>	2, 2x, last vs Weber State (12/13/23)
<b>FG Made</b>	1, 2x, last vs Weber State (12/13/23)
<b>FG Att.</b>	2, vs Pacific (11/15/23)
<b>3Pt. FG Made</b>	-
<b>3Pt. FG Att.</b>	1, 2x, last vs Drake (12/9/23)
<b>FT Made</b>	-
<b>FT Att.</b>	-
<b>Rebounds</b>	4, vs Pacific (11/15/23)
<b>Assists</b>	2, vs Fresno Pacific (12/30/23)
<b>Steals</b>	-
<b>Blocks</b>	1, vs Pacific (11/15/23)
<b>Minutes</b>	17, vs Pacific (11/15/23)

## CAREER HIGHS

<b>Points</b>	2, 2x, last vs Weber State (12/13/23)
<b>FG Made</b>	1, 2x, last vs Weber State (12/13/23)
<b>FG Att.</b>	2, vs Pacific (11/15/23)
<b>3Pt. FG Made</b>	-
<b>3Pt. FG Att.</b>	1, 2x, last vs Drake (12/9/23)
<b>FT Made</b>	-
<b>FT Att.</b>	-
<b>Rebounds</b>	4, vs Pacific (11/15/23)
<b>Assists</b>	2, vs Fresno Pacific (12/30/23)
<b>Steals</b>	-
<b>Blocks</b>	1, vs Pacific (11/15/23)
<b>Minutes</b>	17, vs Pacific (11/15/23)

## PLAYER NOTES

Spent the last two years of his high school career competing for Buchtel High School ... In his senior season, helped lead Buchtel to their first-ever OHSAA State Championship ... Helped Buchtel achieve an overall record of 23-6, including a mark of 9-1 in conference play ... In his junior season, helped Buchtel tally an overall record of 20-6 and a perfect record of 9-0 in conference play ... Played for the 2023 Indiana Elite program on the AAU Circuit where he helped the team to an undefeated season and an Adidas 3SSB Championship at the 16U level.

## 2023-24 Highlights:

Scored his first collegiate points, while also pulling down four rebounds and tallying one block against Pacific ... Scored two points against Weber State (12/13) ... Dished out two assists in the Pack's win over Fresno Pacific. (12/30)

### #5 ROBINSON, Amire

Opponent	Date	GS	MIN	Total		3-Pointers		Free throws		Rebounds				PF	A	TO	BLK	STL	PTS	AVG
				FG-FGA	PCT	3FG-3FGA	PCT	FT-FTA	PCT	OFF	DEF	TOT	AVG							
Sacramento St.	11/07/2023		02:56	0-0	.000	0-0	.000	0-0	.000	0	0	0	0.0	0	0	0	0	0	0	0.0
at Washington	11/12/2023		01:40	0-0	.000	0-0	.000	0-0	.000	1	0	1	0.5	1	0	0	0	0	0	0.0
Pacific	11/15/2023		16:45	1-2	.500	0-1	.000	0-0	.000	0	4	4	1.7	1	1	0	1	0	2	0.7
Portland	11/18/2023		03:04	0-0	.000	0-0	.000	0-0	.000	0	1	1	1.5	1	0	0	0	0	0	0.5
LMU (CA)	12/02/2023		03:33	0-0	.000	0-0	.000	0-0	.000	0	1	1	1.4	0	0	0	0	0	0	0.4
vs Drake	12/09/2023		05:02	0-1	.000	0-1	.000	0-0	.000	0	0	0	1.2	0	0	0	0	0	0	0.3
Weber St.	12/13/2023		04:41	1-1	1.000	0-0	.000	0-0	.000	0	0	0	1.0	0	0	0	0	0	2	0.6
at Hawaii	12/17/2023		02:15	0-0	.000	0-0	.000	0-0	.000	0	1	1	1.0	1	0	0	0	0	0	0.5
vs Temple	12/21/2023		01:54	0-0	.000	0-0	.000	0-0	.000	0	1	1	1.0	0	0	0	0	0	0	0.4
Fresno Pacific	12/30/2023		09:35	0-0	.000	0-0	.000	0-0	.000	0	0	0	0.9	2	2	0	0	0	0	0.4
<b>Totals</b>		<b>0</b>	<b>51:25</b>	<b>2-4</b>	<b>.500</b>	<b>0-2</b>	<b>.000</b>	<b>0-0</b>	<b>.000</b>	<b>1</b>	<b>8</b>	<b>9</b>	<b>0.9</b>	<b>6</b>	<b>3</b>	<b>0</b>	<b>1</b>	<b>0</b>	<b>4</b>	<b>0.4</b>

### Player Averages

Games Played	Minutes/game	Points/game	FG Pct	3FG Pct	FT Pct	Rebounds/game	Assists/game	Turnovers/game	Assist/Turnover ratio	Steals/game	Blocks/game
10	5.1	0.4	50.0	0.0	0.0	0.9	0.3	0.0	3.0	0.0	0.1

## Robinson's Career Statistics


SEASON	TEAM	GP-GS	MIN/AVG	Field Goals		3-Point		F-Throws		Rebounds				Scoring						
				FG-FGA	FG%	3FG-3FGA	3FG%	FT-FTA	FT%	OFF	DEF	TOT	AVG	PF-FO	A	TO	BLK	STL	PTS	AVG
2023-24	Nevada	10-0	51/5.1	2-4	.500	0-2	.000	0-0	.000	1	8	9	0.9	6-0	3	0	1	0	4	0.4
<b>TOTAL</b>		<b>10-0</b>	<b>51/5.1</b>	<b>2-4</b>	<b>.500</b>	<b>0-2</b>	<b>.000</b>	<b>0-0</b>	<b>.000</b>	<b>1</b>	<b>8</b>	<b>9</b>	<b>0.9</b>	<b>6-0</b>	<b>3</b>	<b>0</b>	<b>1</b>	<b>0</b>	<b>4</b>	<b>0.4</b>



# 10

## Snookey Wigington

Sophomore | 5-8 | 140 | G | Los Angeles, Calif.



### 2023-24 SEASON HIGHS

Points	-
FG Made	-
FG Att.	2, vs Pacific (11/15/23)
3Pt. FG Made	-
3Pt. FG Att.	1, vs Pacific (11/15/23)
FT Made	-
FT Att.	-
Rebounds	-
Assists	1, vs Pacific (11/15/23)
Steals	-
Blocks	-
Minutes	4, vs Pacific (11/15/23)

### PLAYER NOTES

Played high school basketball for Ribet Academy where he won a state championship in his junior season, and helped lead Ribet to a 30-3 record and No. 6 national ranking in his senior season.

#### 2023-24 Highlights:

Dished out one assist in four minutes of action against Pacific.

### CAREER HIGHS

Points	2, vs Norfolk State (12/21/22)
FG Made	-
FG Att.	2, vs Pacific (11/15/23)
3Pt. FG Made	-
3Pt. FG Att.	-
FT Made	2, vs Norfolk State (12/21/22)
FT Att.	2, vs Norfolk State (12/21/22)
Rebounds	1, at San Jose State (1/7/23)
Assists	1, vs Pacific (11/15/23)
Steals	-
Blocks	-
Minutes	4, vs Pacific (11/15/23)

#10 WIGINGTON, Snookey

Opponent	Date	GS	MIN	Total		3-Pointers		Free throws		Rebounds				PF	A	TO	BLK	STL	PTS	AVG
				FG-FGA	PCT	3FG-3FGA	PCT	FT-FTA	PCT	OFF	DEF	TOT	AVG							
Pacific	11/15/2023		03:38	0-2	.000	0-1	.000	0-0	.000	0	0	0	0.0	1	1	0	0	0	0	0.0
<b>Totals</b>		<b>0</b>	<b>03:38</b>	<b>0-2</b>	<b>.000</b>	<b>0-1</b>	<b>.000</b>	<b>0-0</b>	<b>.000</b>	<b>0</b>	<b>0</b>	<b>0</b>	<b>0.0</b>	<b>1</b>	<b>1</b>	<b>0</b>	<b>0</b>	<b>0</b>	<b>0</b>	<b>0.0</b>

#### Player Averages

Games Played	Minutes/game	Points/game	FG Pct	3FG Pct	FT Pct	Rebounds/game	Assists/game	Turnovers/game	Assist/Turnover ratio	Steals/game	Blocks/game
1	3.6	0.0	0.0	0.0	0.0	0.0	1.0	0.0	1.0	0.0	0.0

### Wigington's Career Statistics

SEASON	TEAM	GP-GS	MIN/AVG	Field Goals		3-Point		F-Throws		Rebounds				Scoring						
				FG-FGA	FG%	3FG-3FGA	3FG%	FT-FTA	FT%	OFF	DEF	TOT	AVG	PF	FO	A	TO	BLK	STL	PTS
2022-23	Nevada	3-0	5/1.6	0-1	.000	0-1	.000	2-4	.500	0	1	1	0.3	2-0	0	0	0	0	2	0.7
2023-24	Nevada	1-0	4/3.6	0-2	.000	0-1	.000	0-0	.000	0	0	0	0.0	1-0	1	0	0	0	0	0.0
<b>TOTAL</b>		<b>4-0</b>	<b>8/2.1</b>	<b>0-3</b>	<b>.000</b>	<b>0-2</b>	<b>.000</b>	<b>2-4</b>	<b>.500</b>	<b>0</b>	<b>1</b>	<b>1</b>	<b>0.3</b>	<b>3-0</b>	<b>1</b>	<b>0</b>	<b>0</b>	<b>0</b>	<b>2</b>	<b>0.5</b>

# 11

## Nick Davidson

R-Sophomore | 6-9 | 215 | F | Mission Viejo, Calif.



### 2023-24 SEASON HIGHS

<b>Points</b>	19, vs Temple (12/21/23)
<b>FG Made</b>	7, vs Temple (12/21/23)
<b>FG Att.</b>	10, 2x, last vs Temple (12/21/23)
<b>3Pt. FG Made</b>	1, 6x, last vs Air Force (1/9/24)
<b>3Pt. FG Att.</b>	5, vs Drake (12/9/23)
<b>FT Made</b>	6, vs LMU (12/2/23)
<b>FT Att.</b>	6, 2x, last vs Weber State (12/13/23)
<b>Rebounds</b>	16, vs Temple (12/21/23)
<b>Assists</b>	4, 2x, last at Hawaii (12/17/23)
<b>Steals</b>	3, at Fresno State (1/6/24)
<b>Blocks</b>	3, 2x, last vs Weber State (12/13/23)
<b>Minutes</b>	34, at Fresno State (1/6/24)

### CAREER HIGHS

<b>Points</b>	19, vs Temple (12/21/23)
<b>FG Made</b>	7, vs Temple (12/21/23)
<b>FG Att.</b>	12, at San José State (1/7/23)
<b>3Pt. FG Made</b>	3, vs Sam Houston St. (11/28/22)
<b>3Pt. FG Att.</b>	5, vs Drake (12/9/23)
<b>FT Made</b>	8, 2x, last vs Air Force (2/3/23)
<b>FT Att.</b>	9, vs William Jessup (11/15/22)
<b>Rebounds</b>	16, vs Temple (12/21/23)
<b>Assists</b>	4, 2x, last at Hawaii (12/17/23)
<b>Steals</b>	3, at Fresno State (1/6/24)
<b>Blocks</b>	3, 2x, last vs Weber State (12/13/23)
<b>Minutes</b>	34, at Fresno State (1/6/24)

### PLAYER NOTES

Prepped at powerhouse Mater Dei High School in Southern California ... Named to All-CIF Southern Section Open Division Team as a senior ... Averaged 16.3 points and 7.3 rebounds a game, while hitting 33 3-pointers ... Has direct ties to the Wolf Pack, as his father, Kirk, was a center for the Wolf Pack basketball team and his mother, Kelly (Martin), played volleyball at Nevada.

#### 2023-24 Highlights:

Scored 10 points and grabbed five rebounds in the Pack's season-opening win over Sacramento State ... Posted a stat line of 13 points and nine rebounds in Nevada's win at Washington ... Scored 11 points, grabbed nine boards, and recorded three blocks against Pacific ... Scored 13 points on 6-7 shooting from the field, pulled down eight rebounds, and dished out a career-high four assists in Nevada's win over Portland ... Scored 12 points on 3-6 shooting against LMU ... Knocked down a perfect 17-17 shots at the free throw line through six games ... Scored 11 points, grabbed eight rebounds, and recorded one block against UC Davis ... Scored eight points and grabbed seven rebounds against Drake ... Scored 11 points, grabbed five rebounds, dished out three assists, and matched a career-high with three blocks against Weber State ... Scored 11 points, grabbed seven boards, dished out four assists, and recorded two blocks against Hawaii ... Scored a career-high 19 points on a career-high seven made field goals, in addition to grabbing a career-high 16 rebounds to record the first double-double of his career in the Pack's win over Temple ... Scored 14 points on 6-9 shooting, while pulling down five boards in the Pack's win over TCU ... Scored nine points and grabbed eight boards in Nevada's victory over Georgia Tech to win the Diamond Head Classic ... Scored nine points, grabbed six boards, recorded three steals, and tallied two blocks at Fresno State ... Scored 12 points and grabbed 10 boards to record the second double-double of his career against Air Force ... Scored 12 ppoints and grabbed five rebounds against Boise State.

#11 DAVIDSON, Nick

Opponent	Date	GS	MIN	Total		3-Pointers		Free throws		Rebounds				PF	A	TO	BLK	STL	PTS	AVG	
				FG-FGA	PCT	3FG-3FGA	PCT	FT-FTA	PCT	OFF	DEF	TOT	AVG								
Sacramento St.	11/07/2023	*	17:48	3-5	.600	0-1	.000	4-4	1.000	2	3	5	5.0	4	1	0	1	0	10	10.0	
at Washington	11/12/2023	*	31:46	4-10	.400	0-3	.000	5-5	1.000	3	6	9	7.0	1	0	0	2	13	11.5		
Pacific	11/15/2023	*	18:44	4-7	.571	1-2	.500	2-2	1.000	3	6	9	7.7	2	2	1	3	0	11	11.3	
Portland	11/18/2023	*	20:12	6-7	.857	1-1	1.000	0-0	.000	2	6	8	7.8	3	4	0	0	13	11.8		
Montana	11/29/2023	*	20:12	1-4	.250	1-3	.333	0-0	.000	2	3	5	7.2	4	0	2	0	3	10.0		
LMU (CA)	12/02/2023	*	21:58	3-6	.500	0-1	.000	6-6	1.000	0	2	2	6.3	1	0	0	2	0	12	10.3	
UC Davis	12/06/2023	*	26:06	3-6	.500	0-1	.000	5-5	1.000	2	6	8	6.6	4	1	2	1	0	11	10.4	
vs Drake	12/09/2023	*	29:18	3-7	.429	1-5	.200	1-2	.500	0	7	7	6.6	0	0	0	1	0	8	10.1	
Weber St.	12/13/2023	*	28:04	4-7	.571	1-3	.333	2-6	.333	1	4	5	6.4	2	3	1	3	1	11	10.2	
at Hawaii	12/17/2023	*	28:52	4-7	.571	0-1	.000	3-3	1.000	2	5	7	6.5	3	4	1	2	1	11	10.3	
vs Temple	12/21/2023	*	33:42	7-10	.700	1-3	.333	4-4	1.000	3	13	16	7.4	1	0	1	0	2	19	11.1	
vs TCU	12/22/2023	*	28:29	6-9	.667	0-1	.000	2-6	.333	2	3	5	7.2	4	1	0	0	0	14	11.3	
vs Georgia Tech	12/24/2023	*	33:14	4-9	.444	1-4	.250	0-0	.000	3	5	8	7.2	2	1	2	0	1	9	11.2	
Fresno Pacific	12/30/2023	*	22:49	2-5	.400	0-0	.000	1-2	.500	1	3	4	7.0	2	2	1	0	1	5	10.7	
at Fresno St.	01/06/2024	*	34:02	3-11	.273	0-4	.000	3-4	.750	1	5	6	6.9	2	1	0	2	3	9	10.6	
Air Force	01/09/2024	*	30:57	4-5	.800	1-1	1.000	3-5	.600	1	9	10	7.1	2	3	2	0	0	12	10.7	
Boise St.	01/12/2024	*	32:25	3-8	.375	1-4	.250	5-5	1.000	0	5	5	7.0	4	2	1	0	1	12	10.8	
<b>Totals</b>			<b>17</b>	<b>458:38</b>	<b>64-123</b>	<b>.520</b>	<b>9-38</b>	<b>.237</b>	<b>46-59</b>	<b>.780</b>	<b>28</b>	<b>91</b>	<b>119</b>	<b>7.0</b>	<b>41</b>	<b>25</b>	<b>14</b>	<b>15</b>	<b>12</b>	<b>183</b>	<b>10.8</b>

#### Player Averages

Games Played	Minutes/game	Points/game	FG Pct	3FG Pct	FT Pct	Rebounds/game	Assists/game	Turnovers/game	Assist/Turnover ratio	Steals/game	Blocks/game
17	27.0	10.8	52.0	23.7	78.0	7.0	1.5	0.8	1.8	0.7	0.9

### Davidson's Career Statistics

SEASON	TEAM	GP-GS	MIN/AVG	Field Goals		3-Point		F-Throws		Rebounds				Scoring						
				FG-FGA	FG%	3FG-3FGA	3FG%	FT-FTA	FT%	OFF	DEF	TOT	AVG	PF-FO	A	TO	BLK	STL	PTS	AVG
2022-23	Nevada	33-0	579/17.6	68-154	.442	24-67	.358	69-86	.802	49	85	134	4.1	84-3	14	27	16	14	229	6.9
2023-24	Nevada	17-17	459/27.0	64-123	.520	9-38	.237	46-59	.780	28	91	119	7.0	41-0	25	14	15	12	183	10.8
<b>TOTAL</b>		<b>50-17</b>	<b>1038/20.8</b>	<b>132-277</b>	<b>.477</b>	<b>33-105</b>	<b>.314</b>	<b>115-145</b>	<b>.793</b>	<b>77</b>	<b>176</b>	<b>253</b>	<b>5.1</b>	<b>125-3</b>	<b>39</b>	<b>41</b>	<b>31</b>	<b>26</b>	<b>412</b>	<b>8.2</b>

# 12

## Jeriah Coleman

Junior | 7-1 | 240 | C | Anchorage, Alaska



### 2023-24 SEASON HIGHS

Points	5, vs Pacific (11/15/23)
FG Made	1, 3x, last vs UC Davis (12/6/23)
FG Att.	3, vs Pacific (11/15/23)
3Pt. FG Made	-
3Pt. FG Att.	-
FT Made	3, vs Pacific (11/15/23)
FT Att.	4, vs Pacific (11/15/23)
Rebounds	7, vs Pacific (11/15/23)
Assists	-
Steals	-
Blocks	3, vs Pacific (11/15/23)
Minutes	10, vs Pacific (11/15/23)

### CAREER HIGHS

Points	8, at Bryant (1/17/22)
FG Made	4, at Bryant (1/17/22)
FG Att.	4, 3x, last at Bryant (1/17/2)
3Pt. FG Made	-
3Pt. FG Att.	-
FT Made	3, 2x, last vs Pacific (11/15/23)
FT Att.	4, 2x, last vs Pacific (11/15/23)
Rebounds	7, 3x, vs Pacific (11/15/23)
Assists	2, at LIU (1/8/22)
Steals	1, 6x, last vs LIU (2/17/22)
Blocks	3, 3x, last vs Pacific (11/15/23)
Minutes	14, 3x, last at Wagner (3/22/22)

### PLAYER NOTES

Transfer who joined the program this past offseason after playing for Saint Francis (Pa.) and Clarendon CC ... Appeared in 29 games, while making 24 starts in his lone season at Clarendon CC ... Finished the season ranked first on the team and third overall in the country in blocks per game (3.6 BPG) ... Also ranked second on the team in both rebounds (8.3 RPG) and field goal percentage (59.7%) .... Finished the season ranked third on the team in scoring at 9.1 blocks per game ... Was named the Defensive Player of the Year in the Western Junior College Athletic Conferenc

### 2023-24 Highlights:

Scored five points, grabbed seven rebounds, and tallied three blocks against Pacific ... Scored two points against Montana ... Scored two points against UC Davis ... Recorded two blocks in Nevada's win over Temple.

#12 COLEMAN, Jeriah

Opponent	Date	GS	MIN	Total		3-Pointers		Free throws		Rebounds				PF	A	TO	BLK	STL	PTS	AVG
				FG-FGA	PCT	3FG-3FGA	PCT	FT-FTA	PCT	OFF	DEF	TOT	AVG							
at Washington	11/12/2023		02:04	0-0	.000	0-0	.000	0-0	.000	0	0	0	0.0	0	0	0	0	0	0	0.0
Pacific	11/15/2023		10:06	1-3	.333	0-0	.000	3-4	.750	3	4	7	3.5	1	0	2	3	0	5	2.5
Portland	11/18/2023		04:53	0-2	.000	0-0	.000	0-0	.000	1	2	3	3.3	0	0	0	0	0	0	1.7
Montana	11/29/2023		01:07	1-2	.500	0-0	.000	0-0	.000	0	0	0	2.5	0	0	0	0	0	2	1.8
LMU (CA)	12/02/2023		05:08	0-1	.000	0-0	.000	0-0	.000	1	0	1	2.2	0	0	0	1	0	0	1.4
UC Davis	12/06/2023		00:33	1-1	1.000	0-0	.000	0-0	.000	0	0	0	1.8	0	0	0	0	0	2	1.5
vs Drake	12/09/2023		02:47	0-0	.000	0-0	.000	0-0	.000	0	0	0	1.6	0	0	0	1	0	0	1.3
Weber St.	12/13/2023		02:11	0-0	.000	0-0	.000	0-0	.000	0	0	0	1.4	0	0	0	0	0	0	1.1
at Hawaii	12/17/2023		03:12	0-0	.000	0-0	.000	0-0	.000	0	0	0	1.2	1	0	0	0	0	0	1.0
vs Temple	12/21/2023		01:33	0-1	.000	0-0	.000	0-2	.000	0	1	1	1.2	0	0	0	2	0	0	0.9
vs TCU	12/22/2023		04:33	0-0	.000	0-0	.000	0-0	.000	0	0	0	1.1	0	0	0	0	0	0	0.8
Fresno Pacific	12/30/2023		05:26	0-0	.000	0-0	.000	0-0	.000	0	1	1	1.1	2	0	1	0	0	0	0.8
<b>Totals</b>		<b>0</b>	<b>43:33</b>	<b>3-10</b>	<b>.300</b>	<b>0-0</b>	<b>.000</b>	<b>3-6</b>	<b>.500</b>	<b>5</b>	<b>8</b>	<b>13</b>	<b>1.1</b>	<b>4</b>	<b>0</b>	<b>3</b>	<b>7</b>	<b>0</b>	<b>9</b>	<b>0.8</b>

Player Averages

Games Played	Minutes/game	Points/game	FG Pct	3FG Pct	FT Pct	Rebounds/game	Assists/game	Turnovers/game	Assist/Turnover ratio	Steals/game	Blocks/game
12	3.6	0.8	30.0	0.0	50.0	1.1	0.0	0.3		0.0	0.0


### Coleman's Career Statistics

SEASON	TEAM	GP-GS	MIN/AVG	Field Goals		3-Point		F-Throws		Rebounds				Scoring						
				FG-FGA	FG%	3FG-3FGA	3FG%	FT-FTA	FT%	OFF	DEF	TOT	AVG	PF-FO	A	TO	BLK	STL	PTS	AVG
2020-21	SF-PA	14-0	42/3.0	2-5	.400	0-0	.000	3-5	.600	3	9	12	0.9	10-0	0	3	4	2	7	0.5
2021-22	SF-PA	28-0	171/6.1	26-40	.650	0-0	.000	11-22	.500	14	43	57	2.0	27-0	3	12	18	4	63	2.3
2023-24	Nevada	12-0	44/3.6	3-10	.300	0-0	.000	3-6	.500	5	8	13	1.1	4-0	0	3	7	0	9	0.8
<b>TOTAL FOR Nevada</b>		<b>12-0</b>	<b>44/3.6</b>	<b>3-10</b>	<b>.300</b>	<b>0-0</b>	<b>.000</b>	<b>3-6</b>	<b>.500</b>	<b>5</b>	<b>8</b>	<b>13</b>	<b>1.1</b>	<b>4-0</b>	<b>0</b>	<b>3</b>	<b>7</b>	<b>0</b>	<b>9</b>	<b>0.8</b>
<b>TOTAL</b>		<b>54-0</b>	<b>257/4.8</b>	<b>31-55</b>	<b>.564</b>	<b>0-0</b>	<b>.000</b>	<b>17-33</b>	<b>.515</b>	<b>22</b>	<b>60</b>	<b>82</b>	<b>1.5</b>	<b>41-0</b>	<b>3</b>	<b>18</b>	<b>29</b>	<b>6</b>	<b>79</b>	<b>1.5</b>

# 13

## KENAN BLACKSHEAR

Fifth-Year | 6-6 | 215 | G | Orlando, Fla.



### 2023-24 SEASON HIGHS

<b>Points</b>	31, at Washington (11/12/23)
<b>FG Made</b>	12, at Washington (11/12/23)
<b>FG Att.</b>	22, at Washington (11/12/23)
<b>3Pt. FG Made</b>	1, vs Weber State (12/13/23)
<b>3Pt. FG Att.</b>	3, vs Weber State (12/13/23)
<b>FT Made</b>	8, 2x, last vs Georgia Tech (12/24/23)
<b>FT Att.</b>	11, 2x, last vs Georgia Tech (12/24/23)
<b>Rebounds</b>	10, vs Montana (12/9/23)
<b>Assists</b>	11, vs Portland (11/18/23)
<b>Steals</b>	4, at Fresno State (1/6/24)
<b>Blocks</b>	2, 2x, last vs Air Force (1/9/24)
<b>Minutes</b>	37, at Washington (11/12/23)

### CAREER HIGHS

<b>Points</b>	31, at Washington (11/12/23)
<b>FG Made</b>	12, at Washington (11/12/23)
<b>FG Att.</b>	22, at Washington (11/12/23)
<b>3Pt. FG Made</b>	3, 3x, last vs Wyoming (01/17/22)
<b>3Pt. FG Att.</b>	8, vs Wyoming (01/17/22)
<b>FT Made</b>	10, 2x, last vs Utah State (1/13/23)
<b>FT Att.</b>	11, 2x, last vs Utah State (1/13/23)
<b>Rebounds</b>	11, vs Minn. Duluth (12/15/21)
<b>Assists</b>	11, vs Portland (11/18/23)
<b>Steals</b>	5, 2x, last vs New Mexico (1/23/23)
<b>Blocks</b>	2, 4x, last vs Air Force (1/9/24)
<b>Minutes</b>	43, vs Kansas St. (11/22/22)

### PLAYER NOTES

Played the first two seasons of his career at FAU, appearing in 51 games, and posting averages of 5.9 points, 3.5 rebounds, and 1.2 assists, before transferring to Nevada ahead of the 2021-22 season. Earned **NABC District 17 First Team Honors, All-Mountain West Second Team and All-Mountain West Defensive Team** honors at the end of the 2022-23 season after averaging 14.1 points per game on 44.4 percent shooting from the field, as well as 4.6 assists, 4.0 rebounds, and 1.5 steals per game.

#### 2023-24 Highlights:

Named the **Mountain West Player of the Week** for the first time in his career following the first week of the season ... Scored 14 points, pulled down seven rebounds, dished out three assists, recorded two steals, and tallied one block in Nevada's season-opening win over Sacramento State ... Scored a career-high 31 points on 12-22 shooting from the field while also pulling down six rebounds and dishing out five assists in Nevada's win at Washington ... Scored 12 points and dished out five assists against Pacific ... Scored 14 points, grabbed seven rebounds, and dished out a career-high 11 assists in Nevada's win over Portland (11/18/23) ... Scored 22 points and pulled down 10 rebounds to secure the sixth double-double of his career in Nevada's win over Montana (11/29/23) ... Scored 25 points, including 17 in the second half, in addition to grabbing four boards, and dishing out three assists against UC Davis. ... Scored eight points, pulled down seven rebounds, and recorded three assists against Drake (12/9/23) ... Scored 15 points, grabbed five rebounds, dished out five assists, recorded two blocks, and tallied one steal against Weber State (12/13/23) ... Scored 16 points, grabbed nine rebounds, and dished out five assists in Nevada's win over Temple (12/21/23) ... Scored 14 points, dished out six assists, and recorded two steals in the Pack's win over TCU ... Scored 30 points, including 21 in the second half against Georgia Tech on 11-14 shooting from the field, helping lead Nevada to an eight-point victory in the Diamond Head Classic Championship game ... Named to the **Diamond Head Classic All-Tournament Team** after averaging 20.0 PPG on 60% shooting, in addition to averaging 5.3 RPG and 5.0 APG ... Scored 18 points, grabbed seven rebounds, dished out four assists, and recorded four steals at Fresno State ... Scored a game-high 22 points, grabbed three boards, dished out three assists, and tallied two blocks against Air Force.

#### #13 BLACKSHEAR, Kenan

Opponent	Date	GS	MIN	Total			3-Pointers		Free throws		Rebounds				PF	A	TO	BLK	STL	PTS	AVG
				FG-FGA	PCT	3FG-3FGA	PCT	FT-FTA	PCT	OFF	DEF	TOT	AVG								
Sacramento St.	11/07/2023	*	27:45	6-12	.500	0-1	.000	2-2	1.000	1	6	7	7.0	2	3	3	1	2	14	14.0	
at Washington	11/12/2023	*	36:38	12-22	.545	0-0	.000	7-10	.700	1	5	6	6.5	3	5	1	0	1	31	22.5	
Pacific	11/15/2023	*	20:31	6-10	.600	0-1	.000	0-0	.000	0	3	3	5.3	2	5	1	1	3	12	19.0	
Portland	11/18/2023	*	30:04	4-5	.800	0-0	.000	6-10	.600	0	7	7	5.8	3	11	4	1	0	14	17.8	
Montana	11/29/2023	*	28:52	7-10	.700	0-1	.000	8-11	.727	1	9	10	6.6	4	2	2	0	1	22	18.6	
LMU (CA)	12/02/2023	*	29:41	2-9	.222	0-0	.000	1-3	.333	0	3	3	6.0	0	5	1	0	2	5	16.3	
UC Davis	12/06/2023	*	33:09	10-18	.556	0-1	.000	5-9	.556	0	4	4	5.7	0	3	3	1	0	25	17.6	
vs Drake	12/09/2023	*	27:59	4-5	.800	0-0	.000	0-3	.000	1	6	7	5.9	2	3	5	0	1	8	16.4	
Weber St.	12/13/2023	*	27:36	6-11	.545	1-3	.333	2-2	1.000	0	5	5	5.8	3	5	4	2	1	15	16.2	
at Hawaii	12/17/2023	*	33:39	5-18	.278	0-0	.000	2-3	.667	1	3	4	5.6	4	4	0	0	0	12	15.8	
vs Temple	12/21/2023	*	32:22	5-10	.500	1-2	.500	5-6	.833	5	4	9	5.9	2	5	4	1	0	16	15.8	
vs TCU	12/22/2023	*	32:40	5-11	.455	0-0	.000	4-6	.667	0	2	2	5.6	4	6	2	0	2	14	15.7	
vs Georgia Tech	12/24/2023	*	34:19	11-14	.786	0-1	.000	8-11	.727	0	5	5	5.5	3	4	5	1	2	30	16.8	
Fresno Pacific	12/30/2023	*	27:24	3-5	.600	0-0	.000	1-2	.500	1	4	5	5.5	1	7	1	0	2	7	16.1	
at Fresno St.	01/06/2024	*	33:23	6-13	.462	0-1	.000	6-9	.667	2	5	7	5.6	1	4	0	1	4	18	16.2	
Air Force	01/09/2024	*	30:38	7-13	.538	1-2	.500	7-11	.636	0	3	3	5.4	2	3	4	2	1	22	16.6	
Boise St.	01/12/2024	*	35:13	5-16	.313	0-0	.000	5-8	.625	1	2	3	5.3	5	3	3	1	2	15	16.5	
<b>Totals</b>			<b>17</b>	<b>521:53</b>	<b>104-202</b>	<b>.515</b>	<b>3-13</b>	<b>.231</b>	<b>69-106</b>	<b>.651</b>	<b>14</b>	<b>76</b>	<b>90</b>	<b>5.3</b>	<b>41</b>	<b>78</b>	<b>43</b>	<b>12</b>	<b>24</b>	<b>280</b>	<b>16.5</b>

#### Player Averages

Games Played	Minutes/game	Points/game	FG Pct	3FG Pct	FT Pct	Rebounds/game	Assists/game	Turnovers/game	Assist/Turnover ratio	Steals/game	Blocks/game
17	30.7	16.5	51.5	23.1	65.1	5.3	4.6	2.5	1.8	1.4	0.7

### Blackshear's Career Statistics

SEASON	TEAM	GP-GS	MIN/AVG	Field Goals		3-Point		F-Throws		Rebounds				Scoring						
				FG-FGA	FG%	3FG-3FGA	3FG%	FT-FTA	FT%	OFF	DEF	TOT	AVG	PF-FO	A	TO	BLK	STL	PTS	AVG
2019-20	FAU	31-10	495/16.0	31-92	.337	3-24	.125	37-56	.661	29	60	89	2.9	46-0	27	33	2	14	102	3.3
2020-21	FAU	23-21	548/23.8	69-150	.460	20-63	.317	59-79	.747	30	69	99	4.3	63-1	40	45	2	34	217	9.4
2021-22	Nevada	31-24	884/28.5	83-207	.401	28-82	.341	56-75	.747	17	123	140	4.5	89-2	83	58	11	39	250	8.1
2022-23	Nevada	33-33	1072/32.5	156-351	.444	18-64	.281	135-173	.780	16	117	133	4.0	100-3	153	103	9	51	465	14.1
2023-24	Nevada	17-17	522/30.7	104-202	.515	3-13	.231	69-106	.651	14	76	90	5.3	41-1	78	43	12	24	280	16.5
<b>TOTAL FOR Nevada</b>		<b>81-74</b>	<b>2478/30.6</b>	<b>343-760</b>	<b>.451</b>	<b>49-159</b>	<b>.308</b>	<b>260-354</b>	<b>.734</b>	<b>47</b>	<b>316</b>	<b>363</b>	<b>4.5</b>	<b>230-6</b>	<b>314</b>	<b>204</b>	<b>32</b>	<b>114</b>	<b>995</b>	<b>12.3</b>
<b>TOTAL</b>		<b>135-105</b>	<b>3521/26.1</b>	<b>443-1002</b>	<b>.442</b>	<b>72-246</b>	<b>.293</b>	<b>356-489</b>	<b>.728</b>	<b>106</b>	<b>445</b>	<b>551</b>	<b>4.1</b>	<b>339-7</b>	<b>381</b>	<b>282</b>	<b>36</b>	<b>162</b>	<b>1314</b>	<b>9.7</b>

# 20

## DANIEL FOSTER

Senior | 6-6 | 215 | G | Melbourne, Australia



### 2023-24 SEASON HIGHS

Points	14, vs Portland (11/18/23)
FG Made	4, vs Portland (11/18/23)
FG Att.	7, vs Drake (12/9/23)
3Pt. FG Made	2, 2x, last vs TCU (12/22/23)
3Pt. FG Att.	3, vs Drake (12/9/23)
FT Made	7, vs TCU (12/22/23)
FT Att.	9, vs Portland (11/18/23)
Rebounds	9, 2x, last vs Temple (12/21/23)
Assists	3, 4x, last vs Temple (12/21/23)
Steals	3, vs Fresno Pacific (12/30/23)
Blocks	2, vs Temple (12/21/23)
Minutes	33, vs TCU (12/22/23)

### CAREER HIGHS

Points	14, vs Portland (11/18/23)
FG Made	4, 2x, last vs Portland (11/18/23)
FG Att.	7, vs Drake (12/9/23)
3Pt. FG Made	2, 2x, last vs TCU (12/22/23)
3Pt. FG Att.	3, 5x, last vs Drake (12/9/23)
FT Made	8, at Air Force (01/15/22)
FT Att.	10, at Air Force (01/15/22)
Rebounds	9, 2x, last vs Temple (12/21/23)
Assists	6, at New Mexico (2/7/23)
Steals	3, vs Fresno Pacific (12/30/23)
Blocks	2, 2x, last vs Temple (12/21/23)
Minutes	33, vs TCU (12/22/23)

### PLAYER NOTES

Senior guard with a lengthy frame that has consistently been a solid defender and has continued to improve his offensive game.

#### 2023-24 Highlights:

Scored six points on 3-4 shooting from the field in the Pack's season-opening win over Sacramento State ... Scored two points and recorded one steal in Nevada's win at Washington ... Scored six points and pulled down four rebounds against Pacific ... Scored a career-high 14 points and pulled down a career-high nine rebounds in the Pack's win over Portland ... Scored eight points, pulled down seven rebounds, dished out three assists, recorded two steals, and tallied one block against LMU ... Pulled down six rebounds and dished out three assists against Drake (12/9/23) ... Scored four points, matched a career-high with nine boards, dished out three assists, and recorded two blocks in Nevada's win over Temple ... Played a career-high 33 minutes and scored 13 points while draining 2-2 shots from behind the arc, in addition to pulling down seven rebounds and recording two steals in the victory over TCU ... Recorded three steals in Nevada's win over Fresno Pacific.

#20 FOSTER, Daniel

Opponent	Date	GS	MIN	Total		3-Pointers		Free throws		Rebounds				PF	A	TO	BLK	STL	PTS	AVG
				FG-FGA	PCT	3FG-3FGA	PCT	FT-FTA	PCT	OFF	DEF	TOT	AVG							
Sacramento St.	11/07/2023		15:41	3-4	.750	0-0	.000	0-1	.000	1	0	1	1.0	1	1	0	0	6	6.0	
at Washington	11/12/2023		14:54	1-2	.500	0-1	.000	0-0	.000	0	1	1	1.0	2	0	0	0	1	2	4.0
Pacific	11/15/2023		20:42	2-3	.667	0-0	.000	2-3	.667	0	4	4	2.0	0	0	0	0	6	4.7	
Portland	11/18/2023		25:07	4-5	.800	2-2	1.000	4-9	.444	3	6	9	3.8	2	3	1	0	0	14	7.0
Montana	11/29/2023	*	24:51	2-5	.400	0-1	.000	0-1	.000	1	2	3	3.6	1	1	0	1	0	4	6.4
LMU (CA)	12/02/2023		21:37	3-4	.750	0-0	.000	2-3	.667	4	3	7	4.2	2	3	0	1	2	8	6.7
UC Davis	12/06/2023		15:39	1-2	.500	1-1	1.000	0-0	.000	2	2	4	4.1	1	1	0	0	1	3	6.1
vs Drake	12/09/2023		22:00	1-7	.143	0-3	.000	2-2	1.000	0	6	6	4.4	1	3	3	1	1	4	5.9
Weber St.	12/13/2023		15:50	0-1	.000	0-0	.000	0-0	.000	0	4	4	4.3	3	1	0	0	0	0	5.2
at Hawaii	12/17/2023		18:28	2-2	1.000	0-0	.000	0-0	.000	0	5	5	4.4	1	1	0	1	4	5.1	
vs Temple	12/21/2023	*	31:08	2-3	.667	0-0	.000	0-0	.000	2	7	9	4.8	2	3	1	2	1	4	5.0
vs TCU	12/22/2023	*	33:14	2-3	.667	2-2	1.000	7-8	.875	1	6	7	5.0	2	0	1	1	2	13	5.7
vs Georgia Tech	12/24/2023	*	24:35	1-2	.500	0-1	.000	2-5	.400	1	1	2	4.8	4	0	1	0	0	4	5.5
Fresno Pacific	12/30/2023		16:45	2-5	.400	0-2	.000	1-2	.500	2	2	4	4.7	0	4	0	0	3	5	5.5
at Fresno St.	01/06/2024		25:18	1-2	.500	0-1	.000	0-0	.000	1	5	6	4.8	3	0	0	0	1	2	5.3
Air Force	01/09/2024		19:53	1-2	.500	0-0	.000	0-0	.000	0	0	0	4.5	2	3	0	0	0	2	5.1
Boise St.	01/12/2024		21:50	0-1	.000	0-0	.000	0-0	.000	1	3	4	4.5	1	0	1	1	1	0	4.8
<b>Totals</b>		<b>4</b>	<b>367:32</b>	<b>28-53</b>	<b>.528</b>	<b>5-14</b>	<b>.357</b>	<b>20-34</b>	<b>.588</b>	<b>19</b>	<b>57</b>	<b>76</b>	<b>4.5</b>	<b>28</b>	<b>24</b>	<b>10</b>	<b>7</b>	<b>14</b>	<b>81</b>	<b>4.8</b>

#### Player Averages

Games Played	Minutes/game	Points/game	FG Pct	3FG Pct	FT Pct	Rebounds/game	Assists/game	Turnovers/game	Assist/Turnover ratio	Steals/game	Blocks/game
17	21.6	4.8	52.8	35.7	58.8	4.5	1.4	0.6	2.4	0.8	0.4

### Foster's Career Statistics

SEASON	TEAM	GP-GS	MIN/AVG	Field Goals		3-Point		F-Throws		Rebounds				Scoring						
				FG-FGA	FG%	3FG-3FGA	3FG%	FT-FTA	FT%	OFF	DEF	TOT	AVG	PF-FO	A	TO	BLK	STL	PTS	AVG
2020-21	Nevada	11-8	258/23.5	18-37	.486	5-11	.455	6-12	.500	7	27	34	3.1	38-4	15	18	2	6	47	4.3
2021-22	Nevada	31-4	613/19.8	19-62	.306	6-28	.214	33-44	.750	33	54	87	2.8	78-3	44	38	5	20	77	2.5
2022-23	Nevada	24-3	331/13.8	15-31	.484	1-6	.167	6-12	.500	15	30	45	1.9	37-0	25	15	4	11	37	1.5
2023-24	Nevada	17-4	368/21.6	28-53	.528	5-14	.357	20-34	.588	19	57	76	4.5	28-0	24	10	7	14	81	4.8
<b>TOTAL</b>		<b>83-19</b>	<b>1569/18.9</b>	<b>80-183</b>	<b>.437</b>	<b>17-59</b>	<b>.288</b>	<b>65-102</b>	<b>.637</b>	<b>74</b>	<b>168</b>	<b>242</b>	<b>2.9</b>	<b>181-7</b>	<b>108</b>	<b>81</b>	<b>18</b>	<b>51</b>	<b>242</b>	<b>2.9</b>

# 23

## JAZZ GARDNER

Freshman | 7-0 | 225 | C | Pasadena, Calif.



### 2023-24 SEASON HIGHS

<b>Points</b>	13, vs Portland (11/18/23)
<b>FG Made</b>	6, vs Portland (11/18/23)
<b>FG Att.</b>	7, vs Portland (11/18/23)
<b>3Pt. FG Made</b>	1, 2x, last vs Portland (11/18/23)
<b>3Pt. FG Att.</b>	2, vs Sacramento St. (11/7/23)
<b>FT Made</b>	1, vs LMU (12/2/23)
<b>FT Att.</b>	2, vs LMU (12/2/23)
<b>Rebounds</b>	8, vs Sacramento St. (11/7/23)
<b>Assists</b>	1, 3x, last vs Weber St. (12/13/23)
<b>Steals</b>	1, vs Fresno Pacific (12/30/23)
<b>Blocks</b>	1, 2x, last vs UC Davis (12/6/23)
<b>Minutes</b>	15, vs Sacramento St. (11/7/23)

### CAREER HIGHS

<b>Points</b>	13, vs Portland (11/18/23)
<b>FG Made</b>	6, vs Portland (11/18/23)
<b>FG Att.</b>	7, vs Portland (11/18/23)
<b>3Pt. FG Made</b>	1, 2x, last vs Portland (11/18/23)
<b>3Pt. FG Att.</b>	2, vs Sacramento St. (11/7/23)
<b>FT Made</b>	1, vs LMU (12/2/23)
<b>FT Att.</b>	2, vs LMU (12/2/23)
<b>Rebounds</b>	8, vs Sacramento St. (11/7/23)
<b>Assists</b>	1, 3x, last vs Weber St. (12/13/23)
<b>Steals</b>	1, vs Fresno Pacific (12/30/23)
<b>Blocks</b>	1, 2x, last vs UC Davis (12/6/23)
<b>Minutes</b>	15, vs Sacramento St. (11/7/23)

### PLAYER NOTES

Four-star recruit (ESPN & 247 Sports) ... Began his high school career at Los Altos HS before transferring to West Ranch HS ahead of his senior year ... In his senior season, helped lead West Ranch to an overall record of 29-3, and a Foothill League Championship after going 12-0 in league play ... Earned First Team All-League for his sensational play throughout the year ... In his junior season, helped lead Los Altos to an overall record of 26-7 and an appearance in the CIF State Playoffs after posting season averages of 19.2 points, 12.9 rebounds, and 3.5 blocks per game ... Named the MVP of the 2023 Iverson Classic after recording 26 points, 22 rebounds, and five blocks.

#### 2023-24 Highlights:

Scored seven points and pulled down a team-high eight rebounds in his collegiate debut against Sacramento State ... Scored two points and grabbed one rebound in Nevada's win at Washington ... Scored eight points and pulled down seven rebounds against Pacific ... Scored a career-high 13 points on 6-7 shooting from the field, in addition to pulling down three rebounds and tallying one block in Nevada's win over Portland ... Scored four points, pulled down four rebounds, and tallied the first steal of his career against Fresno Pacific.

#23 GARDNER, Jazz

Opponent	Date	GS	MIN	Total		3-Pointers		Free throws		Rebounds				PF	A	TO	BLK	STL	PTS	AVG
				FG-FGA	PCT	3FG-3FGA	PCT	FT-FTA	PCT	OFF	DEF	TOT	AVG							
Sacramento St.	11/07/2023		14:45	3-6	.500	1-2	.500	0-0	.000	3	5	8	8.0	0	0	0	0	0	7	7.0
at Washington	11/12/2023		07:23	1-3	.333	0-1	.000	0-0	.000	1	0	1	4.5	2	0	0	0	0	2	4.5
Pacific	11/15/2023		12:55	4-6	.667	0-1	.000	0-1	.000	3	4	7	5.3	1	1	0	0	0	8	5.7
Portland	11/18/2023		10:27	6-7	.857	1-1	1.000	0-0	.000	1	2	3	4.8	4	0	2	1	0	13	7.5
Montana	11/29/2023		11:21	1-5	.200	0-1	.000	0-0	.000	0	3	3	4.4	2	0	1	0	0	2	6.4
LMU (CA)	12/02/2023		10:32	1-4	.250	0-1	.000	1-2	.500	0	1	1	3.8	1	0	0	0	0	3	5.8
UC Davis	12/06/2023		05:09	0-2	.000	0-1	.000	0-0	.000	1	2	3	3.7	0	0	1	1	0	0	5.0
vs Drake	12/09/2023		03:02	0-0	.000	0-0	.000	0-0	.000	0	0	0	3.3	1	1	1	0	0	0	4.4
Weber St.	12/13/2023		06:47	0-1	.000	0-1	.000	0-0	.000	0	2	2	3.1	1	1	2	0	0	0	3.9
at Hawaii	12/17/2023		02:48	0-0	.000	0-0	.000	0-0	.000	0	0	0	2.8	1	0	1	0	0	0	3.5
vs TCU	12/22/2023		03:21	0-0	.000	0-0	.000	0-0	.000	0	1	1	2.6	0	0	0	0	0	0	3.2
Fresno Pacific	12/30/2023		09:51	2-5	.400	0-0	.000	0-0	.000	2	2	4	2.8	0	0	0	0	1	4	3.3
at Fresno St.	01/06/2024		02:24	1-1	1.000	0-0	.000	0-0	.000	0	0	0	2.5	0	0	0	0	0	2	3.2
<b>Totals</b>		<b>0</b>	<b>100:45</b>	<b>19-40</b>	<b>.475</b>	<b>2-9</b>	<b>.222</b>	<b>1-3</b>	<b>.333</b>	<b>11</b>	<b>22</b>	<b>33</b>	<b>2.5</b>	<b>13</b>	<b>3</b>	<b>8</b>	<b>2</b>	<b>1</b>	<b>41</b>	<b>3.2</b>

#### Player Averages

Games Played	Minutes/game	Points/game	FG Pct	3FG Pct	FT Pct	Rebounds/game	Assists/game	Turnovers/game	Assist/Turnover ratio	Steals/game	Blocks/game
13	7.8	3.2	47.5	22.2	33.3	2.5	0.2	0.6	0.4	0.1	0.2

### Gardner's Career Statistics

SEASON	TEAM	GP-GS	MIN/AVG	Field Goals		3-Point		F-Throws		Rebounds				Scoring						
				FG-FGA	FG%	3FG-3FGA	3FG%	FT-FTA	FT%	OFF	DEF	TOT	AVG	PF	FO	A	TO	BLK	STL	PTS
2023-24	Nevada	13-0	101/7.8	19-40	.475	2-9	.222	1-3	.333	11	22	33	2.5	13-0	3	8	2	1	41	3.2
<b>TOTAL</b>		<b>13-0</b>	<b>101/7.8</b>	<b>19-40</b>	<b>.475</b>	<b>2-9</b>	<b>.222</b>	<b>1-3</b>	<b>.333</b>	<b>11</b>	<b>22</b>	<b>33</b>	<b>2.5</b>	<b>13-0</b>	<b>3</b>	<b>8</b>	<b>2</b>	<b>1</b>	<b>41</b>	<b>3.2</b>

# 24

## ISAAC HYMES

Freshman | 6-8 | 188 | C | Pasadena, Calif.



### 2023-24 SEASON HIGHS

Points	3, vs Pacific (11/15/23)
FG Made	1, vs Pacific (11/15/23)
FG Att.	1, vs Pacific (11/15/23)
3Pt. FG Made	1, vs Pacific (11/15/23)
3Pt. FG Att.	1, vs Pacific (11/15/23)
FT Made	-
FT Att.	-
Rebounds	1, vs Pacific (11/15/23)
Assists	-
Steals	-
Blocks	-
Minutes	4, vs Pacific (11/15/23)

### PLAYER NOTES

Younger brother of K.J. Hymes ... Prepped at Phoenix Prep in Phoenix, Ariz. where he was a standout player for the program ... Received a handful of Division I offers but elected to take a walk-on spot with the Pack.

#### 2023-24 Highlights:

Scored the first points of his collegiate career against Pacific.

### CAREER HIGHS

Points	3, vs Pacific (11/15/23)
FG Made	1, vs Pacific (11/15/23)
FG Att.	1, vs Pacific (11/15/23)
3Pt. FG Made	1, vs Pacific (11/15/23)
3Pt. FG Att.	1, vs Pacific (11/15/23)
FT Made	-
FT Att.	-
Rebounds	1, vs Pacific (11/15/23)
Assists	-
Steals	-
Blocks	-
Minutes	4, vs Pacific (11/15/23)

#24 HYMES, Isaac

Opponent	Date	GS	MIN	Total		3-Pointers		Free throws		Rebounds				PF	A	TO	BLK	STL	PTS	AVG
				FG-FGA	PCT	3FG-3FGA	PCT	FT-FTA	PCT	OFF	DEF	TOT	AVG							
Pacific	11/15/2023		03:38	1-1	1.000	1-1	1.000	0-0	.000	0	1	1	1.0	0	0	0	0	0	3	3.0
<b>Totals</b>		<b>0</b>	<b>03:38</b>	<b>1-1</b>	<b>1.000</b>	<b>1-1</b>	<b>1.000</b>	<b>0-0</b>	<b>.000</b>	<b>0</b>	<b>1</b>	<b>1</b>	<b>1.0</b>	<b>0</b>	<b>0</b>	<b>0</b>	<b>0</b>	<b>0</b>	<b>3</b>	<b>3.0</b>

#### Player Averages

Games Played	Minutes/game	Points/game	FG Pct	3FG Pct	FT Pct	Rebounds/game	Assists/game	Turnovers/game	Assist/Turnover ratio	Steals/game	Blocks/game
1	3.6	3.0	100.0	100.0	0.0	1.0	0.0	0.0	0.0	0.0	0.0

### Hymes' Career Statistics

SEASON	TEAM	GP-GS	MIN/AVG	Field Goals		3-Point		F-Throws		Rebounds				Scoring						
				FG-FGA	FG%	3FG-3FGA	3FG%	FT-FTA	FT%	OFF	DEF	TOT	AVG	PF-FO	A	TO	BLK	STL	PTS	AVG
2023-24	Nevada	1-0	4/3.6	1-1	1.000	1-1	1.000	0-0	.000	0	1	1	1.0	0-0	0	0	0	0	3	3.0
<b>TOTAL</b>		<b>1-0</b>	<b>4/3.6</b>	<b>1-1</b>	<b>1.000</b>	<b>1-1</b>	<b>1.000</b>	<b>0-0</b>	<b>.000</b>	<b>0</b>	<b>1</b>	<b>1</b>	<b>1.0</b>	<b>0-0</b>	<b>0</b>	<b>0</b>	<b>0</b>	<b>0</b>	<b>3</b>	<b>3.0</b>

# 33

## TYLAN POPE

R-Junior | 6-6 | 240 | F | Franklinton, La.



### 2023-24 SEASON HIGHS

<b>Points</b>	9, vs Fresno Pacific (12/30/23)
<b>FG Made</b>	4, vs Fresno Pacific (12/30/23)
<b>FG Att.</b>	7, 2x, last vs Fresno Pacific (12/30/23)
<b>3Pt. FG Made</b>	-
<b>3Pt. FG Att.</b>	2, vs Fresno Pacific (12/30/23)
<b>FT Made</b>	2, vs Temple (12/21/23)
<b>FT Att.</b>	2, 2x, last vs Fresno Pacific (12/30/23)
<b>Rebounds</b>	4, vs Georgia Tech (12/24/23)
<b>Assists</b>	1, 2x, last vs Fresno Pacific (12/30/23)
<b>Steals</b>	1, vs Temple (12/21/23)
<b>Blocks</b>	2, vs Georgia Tech (12/24/23)
<b>Minutes</b>	18, vs Fresno Pacific (12/30/23)

### CAREER HIGHS

<b>Points</b>	15, 2x, last at Wichita St. (1/25/23)
<b>FG Made</b>	7, at Wichita St. (1/25/23)
<b>FG Att.</b>	12, at Wichita St. (1/25/23)
<b>3Pt. FG Made</b>	3, 2x, last at Tulsa (1/21/23)
<b>3Pt. FG Att.</b>	5, 3x, last at Memphis (2/4/23)
<b>FT Made</b>	6, vs Cincinnati (2/7/21)
<b>FT Att.</b>	8, vs Cincinnati (2/7/21)
<b>Rebounds</b>	13, 3x, last vs Memphis (3/11/23)
<b>Assists</b>	3, vs Wichita St. (2/26/23)
<b>Steals</b>	4, vs SMU (2/1/23)
<b>Blocks</b>	4, 2x, last vs SMU (2/1/23)
<b>Minutes</b>	32, vs Houston (2/22/23)

### PLAYER NOTES

Transferred to Nevada this past offseason after spending three years at Tulane. Athletic forward who can multiple positions and is an elite defender. Led the AAC in Block Percentage in 2022-23 (7.5%), while finishing sixth in the conference in blocks per game (1.3 BPG).

### 2023-24 Highlights:

Scored eight points on 3-7 shooting from the field in his debut appearance for Nevada, helping lead the Pack to a victory over Temple in the first round of the Diamond Head Classic ... Pulled down four rebounds and blocked two shots in Nevada's victory over Georgia Tech in the Diamond Head Classic Championship game ... Scored nine points one 4-7 shooting and pulled down four rebounds against Fresno Pacific .. Pulled down three rebounds at Fresno State.

#33 POPE, Tylan

Opponent	Date	GS	MIN	Total		3-Pointers		Free throws		Rebounds				PF	A	TO	BLK	STL	PTS	AVG
				FG-FGA	PCT	3FG-3FGA	PCT	FT-FTA	PCT	OFF	DEF	TOT	AVG							
vs Temple	12/21/2023		15:07	3-7	.429	0-0	.000	2-2	1.000	0	0	0	0.0	1	0	1	0	1	8	8.0
vs TCU	12/22/2023		11:50	1-3	.333	0-0	.000	1-1	1.000	1	2	3	1.5	3	0	2	0	0	3	5.5
vs Georgia Tech	12/24/2023		16:21	0-3	.000	0-1	.000	0-0	.000	2	2	4	2.3	3	1	0	2	0	0	3.7
Fresno Pacific	12/30/2023		18:01	4-7	.571	0-2	.000	1-2	.500	2	2	4	2.8	0	1	0	0	0	9	5.0
at Fresno St.	01/06/2024		08:30	0-3	.000	0-1	.000	0-0	.000	1	2	3	2.8	1	0	0	0	0	0	4.0
Air Force	01/09/2024		08:32	0-1	.000	0-1	.000	0-0	.000	1	2	3	2.8	1	0	1	0	0	0	3.3
Boise St.	01/12/2024		01:39	0-1	.000	0-0	.000	0-0	.000	0	0	0	2.4	1	0	1	0	0	0	2.9
<b>Totals</b>		<b>0</b>	<b>80:00</b>	<b>8-25</b>	<b>.320</b>	<b>0-5</b>	<b>.000</b>	<b>4-5</b>	<b>.800</b>	<b>7</b>	<b>10</b>	<b>17</b>	<b>2.4</b>	<b>10</b>	<b>2</b>	<b>5</b>	<b>2</b>	<b>1</b>	<b>20</b>	<b>2.9</b>

Player Averages

Games Played	Minutes/game	Points/game	FG Pct	3FG Pct	FT Pct	Rebounds/game	Assists/game	Turnovers/game	Assist/Turnover ratio	Steals/game	Blocks/game
7	11.4	2.9	32.0	0.0	80.0	2.4	0.3	0.7	0.4	0.1	0.3

### Pope's Career Statistics


SEASON	TEAM	GP-GS	MIN/AVG	Field Goals		3-Point		F-Throws		Rebounds				Scoring						
				FG-FGA	FG%	3FG-3FGA	3FG%	FT-FTA	FT%	OFF	DEF	TOT	AVG	PF-FO	A	TO	BLK	STL	PTS	AVG
2020-21	Tulane	23-6	335/14.5	49-111	.441	1-7	.143	32-50	.640	40	55	95	4.1	37-0	8	19	7	14	131	5.7
2021-22	Tulane	27-1	293/10.8	39-63	.619	10-15	.667	15-18	.833	27	48	75	2.8	41-1	5	9	10	13	103	3.8
2022-23	Tulane	30-14	577/19.2	73-150	.487	14-54	.259	36-57	.632	38	93	131	4.4	65-3	9	19	39	29	196	6.5
2023-24	Nevada	7-0	80/11.4	8-25	.320	0-5	.000	4-5	.800	7	10	17	2.4	10-0	2	5	2	1	20	2.9
<b>TOTAL FOR Nevada</b>		<b>7-0</b>	<b>80/11.4</b>	<b>8-25</b>	<b>.320</b>	<b>0-5</b>	<b>.000</b>	<b>4-5</b>	<b>.800</b>	<b>7</b>	<b>10</b>	<b>17</b>	<b>2.4</b>	<b>10-0</b>	<b>2</b>	<b>5</b>	<b>2</b>	<b>1</b>	<b>20</b>	<b>2.9</b>



# 34

## JOHN FLANNIGAN

Sophomore | 6-8 | 210 | F | Concord, Calif.



### 2023-24 SEASON HIGHS

Points	-
FG Made	-
FG Att.	-
3Pt. FG Made	-
3Pt. FG Att.	-
FT Made	-
FT Att.	-
Rebounds	-
Assists	-
Steals	-
Blocks	-
Minutes	-

### PLAYER NOTES

Prepped at well-renowned De La Salle High School in Concord, Calif.. Averaged eight points and six rebounds per game, helping lead the De La Salle to an overall record of 22-6, including a mark of 7-2 in league play.

#### 2022-23 Highlights:

Appeared in five games throughout the season ... Tallied one assist in the Pack's 98-54 win over William Jessup (11/15/22) ... Grabbed one rebound in Nevada's 67-40 road win over San Jose State (1/7/23).

### CAREER HIGHS

Points	-
FG Made	-
FG Att.	2, vs William Jessup (11/15/22)
3Pt. FG Made	-
3Pt. FG Att.	1, vs William Jessup (11/15/22)
FT Made	-
FT Att.	-
Rebounds	1, at San Jose State (1/7/23)
Assists	1, vs William Jessup (11/15/22)
Steals	-
Blocks	-
Minutes	2, vs William Jessup (11/15/22)

### Flannigan's Career Statistics

SEASON	TEAM	GP-GS	MIN/AVG	Field Goals		3-Point		F-Throws		Rebounds				Scoring						
				FG-FGA	FG%	3FG-3FGA	3FG%	FT-FTA	FT%	OFF	DEF	TOT	AVG	PF	FO A	TO	BLK	STL	PTS	AVG
2022-23	Nevada	5-0	7/1.5	0-2	.000	0-1	.000	0-0	.000	0	1	1	0.2	0-0	1	1	0	0	0	0.0
<b>TOTAL</b>		<b>5-0</b>	<b>7/1.5</b>	<b>0-2</b>	<b>.000</b>	<b>0-1</b>	<b>.000</b>	<b>0-0</b>	<b>.000</b>	<b>0</b>	<b>1</b>	<b>1</b>	<b>0.2</b>	<b>0-0</b>	<b>1</b>	<b>1</b>	<b>0</b>	<b>0</b>	<b>0</b>	<b>0.0</b>

# 42

## K.J. HYMES

Grad. | 6-10 | 220 | F | Phoenix, Ariz.



### 2023-24 SEASON HIGHS

<b>Points</b>	14, vs Fresno Pacific (12/30/23)
<b>FG Made</b>	5, vs Fresno Pacific (12/30/23)
<b>FG Att.</b>	6, 3x, last vs Fresno Pacific (12/30/23)
<b>3Pt. FG Made</b>	-
<b>3Pt. FG Att.</b>	1, vs Pacific (11/15/23)
<b>FT Made</b>	9, vs Montana (11/29/23)
<b>FT Att.</b>	12, vs Montana (11/29/23)
<b>Rebounds</b>	5, 4x, last at Hawaii (12/17/23)
<b>Assists</b>	1, 2x last vs UC Davis (12/6/23)
<b>Steals</b>	2, vs Boise State (1/12/24)
<b>Blocks</b>	3, 2x, last vs Boise State (1/12/24)
<b>Minutes</b>	25, vs Montana (11/29/23)

### PLAYER NOTES

#### 2023-24 Highlights:

Scored four points and pulled down five rebounds in Nevada's season-opening win over Sacramento State ... Scored four points while grabbing one rebound in the Pack's win at Washington ... Scored six points on 3-4 shooting from the field, while grabbing four rebounds and recording one block against Pacific ... Scored four points and pulled down three rebounds in Nevada's win over Portland ... Scored 13 points, while knocking down a career-high nine free throws in addition to grabbing five rebounds in Nevada's victory over Montana ... Scored eight rebounds, grabbed five rebounds, and tallied one block against LMU ... Scored eight points on 3-4 shooting against UC Davis ... Scored nine points on 3-6 shooting, while also grabbing three rebounds against Drake ... Scored 10 points on a perfect 4-4 shooting from the field against Weber State ... Scored 10 points and pulled down five rebounds at Hawaii.

### CAREER HIGHS

<b>Points</b>	17, vs. Boise State (2/5/21)
<b>FG Made</b>	7, vs. Boise State (2/5/21)
<b>FG Att.</b>	9, at San Diego State (1/9/21)
<b>3Pt. FG Made</b>	2, 2x, last vs William Jessup (11/15/22)
<b>3Pt. FG Att.</b>	3, vs. Pacific (11/30/20)
<b>FT Made</b>	9, vs Montana (11/29/23)
<b>FT Att.</b>	12, vs Montana (11/29/23)
<b>Rebounds</b>	8, 2x, last at Nebraska (11/26/20)
<b>Assists</b>	3, vs. San Diego State (2/29/20)
<b>Steals</b>	2, 2x, last vs Boise State (1/12/24)
<b>Blocks</b>	5, 2x, last vs UT Arlington (11/18/22)
<b>Minutes</b>	25, vs Montana (11/29/23)

#42 HYMES, K.J.

Opponent	Date	GS	MIN	Total		3-Pointers		Free throws		Rebounds				PF	A	TO	BLK	STL	PTS	AVG	
				FG-FGA	PCT	3FG-3FGA	PCT	FT-FTA	PCT	OFF	DEF	TOT	AVG								
Sacramento St.	11/07/2023	*	18:07	1-3	.333	0-0	.000	2-7	.286	2	3	5	5.0	2	0	1	0	0	4	4.0	
at Washington	11/12/2023	*	10:31	2-2	1.000	0-0	.000	0-0	.000	0	1	1	3.0	3	0	0	0	0	4	4.0	
Pacific	11/15/2023	*	12:41	3-4	.750	0-1	.000	0-0	.000	1	3	4	3.3	3	0	0	1	0	6	4.7	
Portland	11/18/2023	*	10:22	2-3	.667	0-0	.000	0-1	.000	1	2	3	3.3	4	1	1	0	0	4	4.5	
Montana	11/29/2023	*	24:31	2-4	.500	0-0	.000	9-12	.750	1	4	5	3.6	2	0	1	1	0	13	6.2	
LMU (CA)	12/02/2023	*	13:52	2-6	.333	0-0	.000	4-5	.800	2	3	5	3.8	3	0	1	1	0	8	6.5	
UC Davis	12/06/2023	*	19:41	3-4	.750	0-0	.000	2-4	.500	0	2	2	3.6	3	1	0	1	0	8	6.7	
vs Drake	12/09/2023	*	19:34	3-6	.500	0-0	.000	3-5	.600	3	0	3	3.5	2	0	1	0	0	9	7.0	
Weber St.	12/13/2023	*	15:21	4-4	1.000	0-0	.000	2-6	.333	1	2	3	3.4	1	0	1	0	0	10	7.3	
at Hawaii	12/17/2023	*	18:25	2-3	.667	0-0	.000	6-9	.667	1	4	5	3.6	2	0	0	1	0	10	7.6	
vs Georgia Tech	12/24/2023	*	06:46	0-1	.000	0-0	.000	1-2	.500	0	0	0	3.3	0	0	0	1	0	1	7.0	
Fresno Pacific	12/30/2023	*	11:41	5-6	.833	0-0	.000	4-5	.800	1	3	4	3.3	0	0	1	0	1	14	7.6	
at Fresno St.	01/06/2024	*	09:31	0-1	.000	0-0	.000	3-4	.750	1	0	1	3.2	4	1	0	1	0	3	7.2	
Air Force	01/09/2024	*	16:34	1-3	.333	0-0	.000	2-2	1.000	1	0	1	3.0	2	0	0	3	1	4	7.0	
Boise St.	01/12/2024	*	17:55	1-2	.500	0-0	.000	2-2	1.000	0	4	4	3.1	1	0	1	3	2	4	6.8	
<b>Totals</b>			<b>14</b>	<b>225:32</b>	<b>31-52</b>	<b>.596</b>	<b>0-1</b>	<b>.000</b>	<b>40-64</b>	<b>.625</b>	<b>15</b>	<b>31</b>	<b>46</b>	<b>3.1</b>	<b>32</b>	<b>3</b>	<b>8</b>	<b>13</b>	<b>4</b>	<b>102</b>	<b>6.8</b>

#### Player Averages

Games Played	Minutes/game	Points/game	FG Pct	3FG Pct	FT Pct	Rebounds/game	Assists/game	Turnovers/game	Assist/Turnover ratio	Steals/game	Blocks/game
15	15.0	6.8	59.6	0.0	62.5	3.1	0.2	0.5	0.4	0.3	0.9

### Hymes' Career Statistics

SEASON	TEAM	GP-GS	MIN/AVG	Field Goals		3-Point		F-Throws		Rebounds				Scoring						
				FG-FGA	FG%	3FG-3FGA	3FG%	FT-FTA	FT%	OFF	DEF	TOT	AVG	PF-FO	A	TO	BLK	STL	PTS	AVG
2019-20	Nevada	31-1	430/13.9	41-77	.532	2-6	.333	43-67	.642	39	57	96	3.1	101-4	15	35	31	6	127	4.1
2020-21	Nevada	26-5	414/15.9	59-113	.522	7-20	.350	42-61	.689	22	66	88	3.4	86-7	12	30	24	6	167	6.4
2021-22	Nevada	22-0	257/11.7	22-43	.512	0-6	.000	25-45	.556	15	36	51	2.3	45-2	4	12	8	4	69	3.1
2022-23	Nevada	4-1	65/16.4	12-18	.667	2-2	1.000	10-19	.526	7	11	18	4.5	12-0	2	2	12	1	36	9.0
2023-24	Nevada	15-14	226/15.0	31-52	.596	0-1	.000	40-64	.625	15	31	46	3.1	32-0	3	8	13	4	102	6.8
<b>TOTAL</b>		<b>98-21</b>	<b>1392/14.2</b>	<b>165-303</b>	<b>.545</b>	<b>11-35</b>	<b>.314</b>	<b>160-256</b>	<b>.625</b>	<b>98</b>	<b>201</b>	<b>299</b>	<b>3.1</b>	<b>276-13</b>	<b>36</b>	<b>87</b>	<b>88</b>	<b>21</b>	<b>501</b>	<b>5.1</b>

# 2023-24 OVERALL STATS



## 2023-24 Nevada Men's Basketball Combined Team Statistics All games

Page 1/1  
as of Jan 15, 2024

### Game Records

Record	Overall	Home	Away	Neutral
ALL GAMES	15-2	9-1	3-0	3-1
CONFERENCE	2-1	1-1	1-0	0-0
NON-CONFERENCE	13-1	8-0	2-0	3-1

### Score by Periods

Team	1st	2nd	OT	TOT
Nevada	635	675	0	1310
Opponents	476	600	0	1076

### Team Box Score

No.	Player	Total			3-Point		F-Throw		Rebounds				Other Stats									
		GP-GS	MIN	AVG	FG-FGA	FG%	3FG-3FGA	3FG%	FT-FTA	FT%	OFF	DEF	TOT	AVG	PF	DQ	A	TO	BLK	STL	PTS	AVG
2	LUCAS, Jarod	17-17	542:46	31.9	86-209	.411	37-98	.378	86-93	.925	12	33	45	2.6	17	0	21	18	0	11	295	17.4
13	BLACKSHEAR, Kenan	17-17	521:53	30.7	104-202	.515	3-13	.231	69-106	.651	14	76	90	5.3	41	1	78	43	12	24	280	16.5
11	DAVIDSON, Nick	17-17	458:38	27.0	64-123	.520	9-38	.237	46-59	.780	28	91	119	7.0	41	0	25	14	15	12	183	10.8
4	COLEMAN, Tre	17-16	479:34	28.2	48-102	.471	10-39	.256	25-34	.735	8	50	58	3.4	32	0	38	24	8	21	131	7.7
42	HYMES, K.J.	15-14	225:32	15.0	31-52	.596	0-1	.000	40-64	.625	15	31	46	3.1	32	0	3	8	13	4	102	6.8
0	MCINTOSH, Hunter	17-0	293:26	17.3	34-70	.486	22-50	.440	9-12	.750	4	18	22	1.3	33	0	10	6	0	7	99	5.8
20	FOSTER, Daniel	17-4	367:32	21.6	28-53	.528	5-14	.357	20-34	.588	19	57	76	4.5	28	0	24	10	7	14	81	4.8
3	ROLISON, Tyler	17-0	227:39	13.4	18-55	.327	10-21	.476	16-21	.762	2	28	30	1.8	28	0	30	12	1	10	62	3.6
23	GARDNER, Jazz	13-0	100:45	7.8	19-40	.475	2-9	.222	1-3	.333	11	22	33	2.5	13	0	3	8	2	1	41	3.2
24	HYMES, Isaac	1-0	03:38	3.6	1-1	1.000	1-1	1.000	0-0	.000	0	1	1	1.0	0	0	0	0	0	0	3	3.0
33	POPE, Tylan	7-0	80:00	11.4	8-25	.320	0-5	.000	4-5	.800	7	10	17	2.4	10	0	2	5	2	1	20	2.9
12	COLEMAN, Jeriah	12-0	43:33	3.6	3-10	.300	0-0	.000	3-6	.500	5	8	13	1.1	4	0	0	3	7	0	9	0.8
5	ROBINSON, Amire	10-0	51:25	5.1	2-4	.500	0-2	.000	0-0	.000	1	8	9	0.9	6	0	3	0	1	0	4	0.4
10	WIGINGTON, Snookey	1-0	03:38	3.6	0-2	.000	0-1	.000	0-0	.000	0	0	0	0.0	1	0	1	0	0	0	0	0.0
Team											19	29	48					5				
<b>Total</b>		<b>17</b>	<b>3400</b>		<b>446-948</b>	<b>.470</b>	<b>99-292</b>	<b>.339</b>	<b>319-437</b>	<b>.730</b>	<b>145</b>	<b>462</b>	<b>607</b>	<b>35.7</b>	<b>286</b>	<b>1</b>	<b>238</b>	<b>156</b>	<b>68</b>	<b>105</b>	<b>1310</b>	<b>77.1</b>
<b>Opponents</b>		<b>17</b>	<b>3400</b>		<b>376-959</b>	<b>.392</b>	<b>131-417</b>	<b>.314</b>	<b>193-289</b>	<b>.668</b>	<b>161</b>	<b>412</b>	<b>573</b>	<b>33.7</b>	<b>374</b>	<b>12</b>	<b>205</b>	<b>224</b>	<b>41</b>	<b>76</b>	<b>1076</b>	<b>63.3</b>

### Team Statistics

	NEVADA	OPP
<b>Scoring</b>	<b>1310</b>	<b>1076</b>
Points per game	77.1	63.3
Scoring margin	+13.8	-
<b>Field goals-att</b>	<b>446-948</b>	<b>376-959</b>
Field goal pct	.470	.392
<b>3 point fg-att</b>	<b>99-292</b>	<b>131-417</b>
3-point FG pct	.339	.314
3-pt FG made per game	5.8	7.7
<b>Free throws-att</b>	<b>319-437</b>	<b>193-289</b>
Free throw pct	.730	.668
F-Throws made per game	18.8	11.4
<b>Rebounds</b>	<b>607</b>	<b>573</b>
Rebounds per game	35.7	33.7
Rebounding margin	+2.0	-
<b>Assists</b>	<b>238</b>	<b>205</b>
Assists per game	14.0	12.1
<b>Turnovers</b>	<b>156</b>	<b>224</b>
Turnovers per game	9.2	13.2
Turnover margin	+4.0	-
Assist/turnover ratio	1.5	0.9
<b>Steals</b>	<b>105</b>	<b>76</b>
Steals per game	6.2	4.5
<b>Blocks</b>	<b>68</b>	<b>41</b>
Blocks per game	4.0	2.4
<b>Winning streak</b>	<b>0</b>	<b>-</b>
Home win streak	0	-
<b>Attendance</b>	<b>77152</b>	<b>16031</b>
Home games-Avg/Game	10-7715	3-5344
Neutral site-Avg/Game	-	4-3752

### Team Results

Date	Opponent		Score	Att.
11/07/2023	Sacramento St.	W	77-63	6875
11/12/2023	at Washington	W	83-76	6154
11/15/2023	Pacific	W	88-39	7131
11/18/2023	Portland	W	108-83	7254
11/29/2023	Montana	W	77-66	6918
12/02/2023	LMU (CA)	W	73-59	7851
12/06/2023	UC Davis	W	80-68	7312
12/09/2023	vs Drake	L	53-72	0
12/13/2023	Weber St.	W	72-55	7062
12/17/2023	at Hawaii	W	72-66	4794
12/21/2023	vs Temple	W	80-56	4927
12/22/2023	vs TCU	W	88-75	5077
12/24/2023	vs Georgia Tech	W	72-64	5005
12/30/2023	Fresno Pacific	W	92-59	8913
01/06/2024	at Fresno St.	W	72-57	5083
01/09/2024	Air Force	W	67-54	7645
01/12/2024	Boise St.	L	56-64	10191

# 2023-24 TEAM STATS



## 2023-24 Nevada Men's Basketball Overall Team Statistics All games

Page 1/1  
as of Jan 15, 2024

### Team Statistics

	NEVADA	OPP
<b>Scoring</b>	<b>1310</b>	<b>1076</b>
Points per game	77.1	63.3
Scoring margin	+13.8	-
<b>Field goals-att</b>	<b>446-948</b>	<b>376-959</b>
Field goal pct	.470	.392
<b>3 point fg-att</b>	<b>99-292</b>	<b>131-417</b>
3-point FG pct	.339	.314
3-pt FG made per game	5.8	7.7
<b>Free throws-att</b>	<b>319-437</b>	<b>193-289</b>
Free throw pct	.730	.668
F-Throws made per game	18.8	11.4
<b>Rebounds</b>	<b>607</b>	<b>573</b>
Rebounds per game	35.7	33.7
Rebounding margin	+2.0	-
<b>Assists</b>	<b>238</b>	<b>205</b>
Assists per game	14.0	12.1
<b>Turnovers</b>	<b>156</b>	<b>224</b>
Turnovers per game	9.2	13.2
Turnover margin	+4.0	-
Assist/turnover ratio	1.5	0.9
<b>Steals</b>	<b>105</b>	<b>76</b>
Steals per game	6.2	4.5
<b>Blocks</b>	<b>68</b>	<b>41</b>
Blocks per game	4.0	2.4
<b>Winning streak</b>	<b>0</b>	<b>-</b>
Home win streak	0	-
<b>Attendance</b>	<b>77152</b>	<b>16031</b>
Home games-Avg/Game	10-7715	3-5344
Neutral site-Avg/Game	-	4-3752

### Score by Periods

Team	1st	2nd	OT	TOT
Nevada	635	675	0	1310
Opponents	476	600	0	1076

# 2023-24 SCHEDULE-RESULTS



## 2023-24 Nevada Men's Basketball Season Schedule/Results & Leaders All games

Page 1/1  
as of Jan 15, 2024

### Game Records

Record	Overall	Home	Away	Neutral
ALL GAMES	15-2	9-1	3-0	3-1
CONFERENCE	2-1	1-1	1-0	0-0
NON-CONFERENCE	13-1	8-0	2-0	3-1

### Team Results

Date	Opponent		Score	Att.	High Points	High Rebounds
11/07/2023	Sacramento St.	W	77-63	6875	(18) LUCAS, Jarod	(8) GARDNER, Jazz
11/12/2023	at Washington	W	83-76	6154	(31) BLACKSHEAR, Kenan	(9) COLEMAN, Tre (9) DAVIDSON, Nick
11/15/2023	Pacific	W	88-39	7131	(12) BLACKSHEAR, Kenan (12) LUCAS, Jarod (12) ROLISON, Tyler	(9) DAVIDSON, Nick
11/18/2023	Portland	W	108-83	7254	(30) LUCAS, Jarod	(9) FOSTER, Daniel
11/29/2023	Montana	W	77-66	6918	(22) BLACKSHEAR, Kenan	(10) BLACKSHEAR, Kenan
12/02/2023	LMU (CA)	W	73-59	7851	(20) LUCAS, Jarod	(7) FOSTER, Daniel
12/06/2023	UC Davis	W	80-68	7312	(25) BLACKSHEAR, Kenan	(8) DAVIDSON, Nick
12/09/2023	vs Drake	L	53-72	0	(10) LUCAS, Jarod (10) ROLISON, Tyler	(7) BLACKSHEAR, Kenan (7) DAVIDSON, Nick
12/13/2023	Weber St.	W	72-55	7062	(15) BLACKSHEAR, Kenan	(5) BLACKSHEAR, Kenan (5) DAVIDSON, Nick
12/17/2023	at Hawaii	W	72-66	4794	(16) LUCAS, Jarod	(7) DAVIDSON, Nick
12/21/2023	vs Temple	W	80-56	4927	(22) LUCAS, Jarod	(16) DAVIDSON, Nick
12/22/2023	vs TCU	W	88-75	5077	(25) LUCAS, Jarod	(7) FOSTER, Daniel
12/24/2023	vs Georgia Tech	W	72-64	5005	(30) BLACKSHEAR, Kenan	(8) DAVIDSON, Nick
12/30/2023	Fresno Pacific	W	92-59	8913	(22) LUCAS, Jarod	(5) BLACKSHEAR, Kenan
01/06/2024	at Fresno St.	W	72-57	5083	(18) BLACKSHEAR, Kenan	(7) BLACKSHEAR, Kenan
01/09/2024	Air Force	W	67-54	7645	(22) BLACKSHEAR, Kenan	(10) DAVIDSON, Nick
01/12/2024	Boise St.	L	56-64	10191	(15) BLACKSHEAR, Kenan	(6) COLEMAN, Tre

### Attendance Summary

	Games	Attend	Avg/Game
Home	10	77152	7715
Away	3	16031	5344
Neutral	4	15009	3752
<b>Total</b>	<b>17</b>	<b>108192</b>	<b>6364</b>

# NEVADA G-B-G 2023-24



## 2023-24 Nevada Men's Basketball Team Game-by-Game All games

Page 1/1  
as of Jan 15, 2024

Opponent	Date	Score	W	Total		3-Pointers		Free throws		Rebounds				PF	A	TO	BLK	STL	PTS	AVG
				FG-FGA	PCT	3FG-3FGA	PCT	FT-FTA	PCT	OFF	DEF	TOT	AVG							
Sacramento St.	11/07/2023	77-63	W	26-59	.441	4-15	.267	21-27	.778	11	29	40	40.0	16	17	7	2	8	77	77.0
at Washington	11/12/2023	83-76	W	30-65	.462	2-14	.143	21-26	.808	10	26	36	38.0	21	8	6	0	5	83	80.0
Pacific	11/15/2023	88-39	W	34-67	.507	6-20	.300	14-18	.778	12	39	51	42.3	18	17	10	10	5	88	82.7
Portland	11/18/2023	108-83	W	36-59	.610	13-24	.542	23-33	.697	9	32	41	42.0	22	31	10	3	2	108	89.0
Montana	11/29/2023	77-66	W	21-51	.412	5-15	.333	30-38	.789	7	33	40	41.6	19	10	10	3	4	77	86.6
LMU (CA)	12/02/2023	73-59	W	25-56	.446	2-8	.250	21-27	.778	9	27	36	40.7	15	17	5	7	6	73	84.3
UC Davis	12/06/2023	80-68	W	22-52	.423	4-10	.400	32-44	.727	12	24	36	40.0	17	10	10	4	5	80	83.7
vs Drake	12/09/2023	53-72	L	19-51	.373	6-25	.240	9-18	.500	8	30	38	39.8	15	9	19	3	2	53	79.9
Weber St.	12/13/2023	72-55	W	28-49	.571	9-22	.409	7-17	.412	2	27	29	38.6	14	21	11	5	8	72	79.0
at Hawaii	12/17/2023	72-66	W	25-59	.424	3-14	.214	19-23	.826	9	28	37	38.4	20	9	8	5	6	72	78.3
vs Temple	12/21/2023	80-56	W	29-61	.475	5-20	.250	17-20	.850	11	31	42	38.7	11	9	10	6	7	80	78.5
vs TCU	12/22/2023	88-75	W	26-50	.520	8-17	.471	28-35	.800	7	19	26	37.7	21	12	8	1	8	88	79.3
vs Georgia Tech	12/24/2023	72-64	W	26-53	.491	7-22	.318	13-20	.650	8	26	34	37.4	18	9	12	5	4	72	78.7
Fresno Pacific	12/30/2023	92-59	W	37-67	.552	7-20	.350	11-17	.647	12	23	35	37.2	12	21	6	0	12	92	79.6
at Fresno St.	01/06/2024	72-57	W	24-56	.429	8-19	.421	16-23	.696	8	24	32	36.9	15	11	3	4	9	72	79.1
Air Force	01/09/2024	67-54	W	20-43	.465	7-15	.467	20-29	.690	8	22	30	36.4	14	15	10	5	4	67	78.4
Boise St.	01/12/2024	56-64	L	18-50	.360	3-12	.250	17-22	.773	2	22	24	35.7	18	12	11	5	10	56	77.1
<b>Total</b>		<b>1310</b>		<b>446-948</b>	<b>.470</b>	<b>99-292</b>	<b>.339</b>	<b>319-437</b>	<b>.730</b>	<b>145</b>	<b>462</b>	<b>607</b>	<b>35.7</b>	<b>286</b>	<b>238</b>	<b>156</b>	<b>68</b>	<b>105</b>	<b>1310</b>	<b>77.1</b>
Opponents		1076		376-959	.392	131-417	.314	193-289	.668	161	412	573	33.7	374	205	224	41	76	1076	63.3

### Nevada Averages

Games Played	Points/game	FG Pct	3FG Pct	FT Pct	Rebounds/game	Assists/game	Turnovers/game	Assist/Turnover ratio	Steals/game	Blocks/game
17	77.1	47.0	33.9	73.0	35.7	14.0	9.2	1.5	6.2	4.0

# 2023-24 OPPONENT G-B-G



## 2023-24 Nevada Men's Basketball Opponents Game-by-Game All games

Page 1/1  
as of Jan 15, 2024

Opponent	Date	Score	W	Total		3-Pointers		Free throws		Rebounds				PF	A	TO	BLK	STL	PTS	AVG
				FG-FGA	PCT	3FG-3FGA	PCT	FT-FTA	PCT	OFF	DEF	TOT	AVG							
Sacramento St.	11/07/2023	77-63	W	23-62	.371	11-33	.333	6-8	.750	11	26	37	37.0	24	16	13	4	2	63	63.0
at Washington	11/12/2023	83-76	W	30-62	.484	7-24	.292	9-21	.429	8	28	36	36.5	24	11	11	6	4	76	69.5
Pacific	11/15/2023	88-39	W	14-57	.246	4-25	.160	7-18	.389	7	20	27	33.3	18	7	13	3	6	39	59.3
Portland	11/18/2023	108-83	W	29-61	.475	12-27	.444	13-25	.520	8	18	26	31.5	28	18	9	1	4	83	65.3
Montana	11/29/2023	77-66	W	24-69	.348	5-27	.185	13-18	.722	15	27	42	33.6	24	16	10	4	4	66	65.4
LMU (CA)	12/02/2023	73-59	W	20-59	.339	9-30	.300	10-14	.714	11	28	39	34.5	27	11	12	5	2	59	64.3
UC Davis	12/06/2023	80-68	W	24-54	.444	10-24	.417	10-14	.714	10	21	31	34.0	32	14	20	5	6	68	64.9
vs Drake	12/09/2023	53-72	L	27-62	.435	10-30	.333	8-10	.800	6	29	35	34.1	21	19	12	1	11	72	65.8
Weber St.	12/13/2023	72-55	W	21-52	.404	8-24	.333	5-11	.455	8	24	32	33.9	15	9	15	0	7	55	64.6
at Hawaii	12/17/2023	72-66	W	19-47	.404	3-17	.176	25-36	.694	9	29	38	34.3	22	9	12	4	2	66	64.7
vs Temple	12/21/2023	80-56	W	18-65	.277	9-28	.321	11-15	.733	14	23	37	34.5	22	4	12	1	6	56	63.9
vs TCU	12/22/2023	88-75	W	24-53	.453	3-14	.214	24-27	.889	10	22	32	34.3	24	13	11	0	4	75	64.8
vs Georgia Tech	12/24/2023	72-64	W	22-57	.386	6-26	.231	14-21	.667	10	21	31	34.1	16	9	9	1	4	64	64.8
Fresno Pacific	12/30/2023	92-59	W	20-48	.417	13-28	.464	6-10	.600	6	21	27	33.6	18	13	20	1	3	59	64.4
at Fresno St.	01/06/2024	72-57	W	21-49	.429	6-15	.400	9-14	.643	8	24	32	33.5	18	11	14	2	2	57	63.9
Air Force	01/09/2024	67-54	W	19-51	.373	10-23	.435	6-7	.857	9	19	28	33.1	20	13	13	3	5	54	63.3
Boise St.	01/12/2024	56-64	L	21-51	.412	5-22	.227	17-20	.850	11	32	43	33.7	21	12	18	0	4	64	63.3
<b>Total</b>		<b>1076</b>		<b>376-959</b>	<b>.392</b>	<b>131-417</b>	<b>.314</b>	<b>193-289</b>	<b>.668</b>	<b>161</b>	<b>412</b>	<b>573</b>	<b>33.7</b>	<b>374</b>	<b>205</b>	<b>224</b>	<b>41</b>	<b>76</b>	<b>1076</b>	<b>63.3</b>
Nevada		1310		446-948	.470	99-292	.339	319-437	.730	145	462	607	35.7	286	238	156	68	105	1310	77.1

### Opponents Averages

Games Played	Points/game	FG Pct	3FG Pct	FT Pct	Rebounds/game	Assists/game	Turnovers/game	Assist/Turnover ratio	Steals/game	Blocks/game
17	63.3	39.2	31.4	66.8	33.7	12.1	13.2	0.9	4.5	2.4

# 2023-24 PTS-REB-AST



## 2023-24 Nevada Men's Basketball Points-rebounds-assists All games

Opponent	Date	Score	2023-24 Nevada Men's Basketball Points-rebounds-assists										
			0	2	3	4	5	10	11	12	13	20	23
Sacramento St.	11/07/2023	77-63 W	12-1-1	18-4-4	2-0-3	4-2-4	0-0-0	DNP	10-5-1	DNP	4-7-3	6-1-1	7-8-0
at Washington	11/12/2023	83-76 W	8-4-1	13-1-0	2-1-0	8-9-2	0-1-0	DNP	13-9-0	0-0-0	31-6-5	2-1-0	2-1-0
Pacific	11/15/2023	88-39 W	3-1-1	12-5-1	12-5-3	8-1-2	2-4-1	0-0-1	11-9-2	5-7-0	12-3-5	6-4-0	8-7-1
Portland	11/18/2023	108-83 W	0-0-5	30-1-3	5-4-1	15-0-3	0-1-0	DNP	13-8-4	0-3-0	14-7-11	14-9-3	13-3-0
Montana	11/29/2023	77-66 W	3-3-0	16-1-1	5-1-1	7-6-5	DNP	DNP	3-5-0	2-0-0	22-10-2	4-3-1	2-3-0
LMU (CA)	12/02/2023	73-59 W	7-1-2	20-3-2	0-0-3	10-6-2	0-1-0	DNP	12-2-0	0-1-0	5-3-5	8-7-3	3-1-0
UC Davis	12/06/2023	80-68 W	13-2-0	13-5-1	2-1-1	3-2-2	DNP	DNP	11-8-1	2-0-0	25-4-3	3-4-1	0-3-0
vs Drake	12/09/2023	53-72 L	2-2-0	10-1-0	10-6-1	2-4-1	0-0-0	DNP	8-7-0	0-0-0	8-7-3	4-6-3	0-0-1
Weber St.	12/13/2023	72-55 W	6-1-0	13-2-2	5-3-5	10-1-4	2-0-0	DNP	11-5-3	0-0-0	15-5-5	0-4-1	0-2-1
at Hawaii	12/17/2023	72-66 W	2-2-0	16-2-0	7-1-0	10-5-0	0-1-0	DNP	11-7-4	0-0-0	12-4-4	4-5-1	0-0-0
vs Temple	12/21/2023	80-56 W	2-1-0	22-2-1	0-1-0	9-1-0	0-1-0	DNP	19-16-0	0-1-0	16-9-5	4-9-3	DNP
vs TCU	12/22/2023	88-75 W	3-0-0	25-6-1	6-1-3	10-1-1	DNP	DNP	14-5-1	0-0-0	14-2-6	13-7-0	0-1-0
vs Georgia Tech	12/24/2023	72-64 W	6-0-0	20-4-0	0-1-2	2-4-1	DNP	DNP	9-8-1	DNP	30-5-4	4-2-0	DNP
Fresno Pacific	12/30/2023	92-59 W	18-3-0	22-1-1	0-0-3	8-4-1	0-0-2	DNP	5-4-2	0-1-0	7-5-7	5-4-4	4-4-0
at Fresno St.	01/06/2024	72-57 W	11-0-0	17-2-0	0-2-2	10-3-3	DNP	DNP	9-6-1	DNP	18-7-4	2-6-0	2-0-0
Air Force	01/09/2024	67-54 W	3-1-0	14-4-0	3-2-2	7-3-4	DNP	DNP	12-10-3	DNP	22-3-3	2-0-3	DNP
Boise St.	01/12/2024	56-64 L	0-0-0	14-1-4	3-1-0	8-6-3	DNP	DNP	12-5-2	DNP	15-3-3	0-4-0	DNP

Opponent	Date	Score	2023-24 Nevada Men's Basketball Points-rebounds-assists		
			24	33	42
Sacramento St.	11/07/2023	77-63 W	DNP	DNP	4-5-0
at Washington	11/12/2023	83-76 W	DNP	DNP	4-1-0
Pacific	11/15/2023	88-39 W	3-1-0	DNP	6-4-0
Portland	11/18/2023	108-83 W	DNP	DNP	4-3-1
Montana	11/29/2023	77-66 W	DNP	DNP	13-5-0
LMU (CA)	12/02/2023	73-59 W	DNP	DNP	8-5-0
UC Davis	12/06/2023	80-68 W	DNP	DNP	8-2-1
vs Drake	12/09/2023	53-72 L	DNP	DNP	9-3-0
Weber St.	12/13/2023	72-55 W	DNP	DNP	10-3-0
at Hawaii	12/17/2023	72-66 W	DNP	DNP	10-5-0
vs Temple	12/21/2023	80-56 W	DNP	8-0-0	DNP
vs TCU	12/22/2023	88-75 W	DNP	3-3-0	DNP
vs Georgia Tech	12/24/2023	72-64 W	DNP	0-4-1	1-0-0
Fresno Pacific	12/30/2023	92-59 W	DNP	9-4-1	14-4-0
at Fresno St.	01/06/2024	72-57 W	DNP	0-3-0	3-1-1
Air Force	01/09/2024	67-54 W	DNP	0-3-0	4-1-0
Boise St.	01/12/2024	56-64 L	DNP	0-0-0	4-4-0





## 2023-24 PER 40 MIN



### 2023-24 Nevada Men's Basketball Season Box - Average per 40 Minutes All games

Page 1/1  
as of Jan 15, 2024

##	Player	min	fgm	fga	pct	3fgm	3fga	pct	ftm	fta	pct	oreb	dreb	treb	pf	a	to	blk	stl	pts
13	BLACKSHEAR, Kenan	40	8.0	15.5	.515	0.2	1.0	.231	5.3	8.1	.651	1.1	5.8	6.9	3.1	6.0	3.3	0.9	1.8	21.5
12	COLEMAN, Jeriah	40	2.8	9.2	.300	0.0	0.0	.000	2.8	5.5	.500	4.6	7.3	11.9	3.7	0.0	2.8	6.4	0.0	8.3
4	COLEMAN, Tre	40	4.0	8.5	.471	0.8	3.3	.256	2.1	2.8	.735	0.7	4.2	4.8	2.7	3.2	2.0	0.7	1.8	10.9
11	DAVIDSON, Nick	40	5.6	10.7	.520	0.8	3.3	.237	4.0	5.1	.780	2.4	7.9	10.4	3.6	2.2	1.2	1.3	1.0	16.0
20	FOSTER, Daniel	40	3.0	5.8	.528	0.5	1.5	.357	2.2	3.7	.588	2.1	6.2	8.3	3.0	2.6	1.1	0.8	1.5	8.8
23	GARDNER, Jazz	40	7.5	15.9	.475	0.8	3.6	.222	0.4	1.2	.333	4.4	8.7	13.1	5.2	1.2	3.2	0.8	0.4	16.3
24	HYMES, Isaac	40	11.0	11.0	1.000	11.0	11.0	1.000	0.0	0.0	.000	0.0	11.0	11.0	0.0	0.0	0.0	0.0	0.0	33.0
42	HYMES, K.J.	40	5.5	9.2	.596	0.0	0.2	.000	7.1	11.4	.625	2.7	5.5	8.2	5.7	0.5	1.4	2.3	0.7	18.1
2	LUCAS, Jarod	40	6.3	15.4	.411	2.7	7.2	.378	6.3	6.9	.925	0.9	2.4	3.3	1.3	1.5	1.3	0.0	0.8	21.7
0	MCINTOSH, Hunter	40	4.6	9.5	.486	3.0	6.8	.440	1.2	1.6	.750	0.5	2.5	3.0	4.5	1.4	0.8	0.0	1.0	13.5
33	POPE, Tylan	40	4.0	12.5	.320	0.0	2.5	.000	2.0	2.5	.800	3.5	5.0	8.5	5.0	1.0	2.5	1.0	0.5	10.0
5	ROBINSON, Amire	40	1.6	3.1	.500	0.0	1.6	.000	0.0	0.0	.000	0.8	6.2	7.0	4.7	2.3	0.0	0.8	0.0	3.1
3	ROLISON, Tyler	40	3.2	9.7	.327	1.8	3.7	.476	2.8	3.7	.762	0.4	4.9	5.3	4.9	5.3	2.1	0.2	1.8	10.9
10	WIGINGTON, Snookey	40	0.0	22.0	.000	0.0	11.0	.000	0.0	0.0	.000	0.0	0.0	0.0	11.0	11.0	0.0	0.0	0.0	0.0

Note: All statistics are pro-rated based on an average per 40-minute game.

# MW COMBINED STATS



## 2023-24 Nevada Men's Basketball Combined Team Statistics In Conference games

Page 1/1  
as of Jan 15, 2024

### Game Records

Record	Overall	Home	Away	Neutral
ALL GAMES	2-1	1-1	1-0	0-0
CONFERENCE	2-1	1-1	1-0	0-0
NON-CONFERENCE	0-0	0-0	0-0	0-0

### Score by Periods

Team	1st	2nd	OT	TOT
Nevada	93	102	0	195
Opponents	86	89	0	175

### Team Box Score

No.	Player	Total			3-Point			F-Throw		Rebounds				Other Stats								
		GP-GS	MIN	AVG	FG-FGA	FG%	3FG-3FGA	3FG%	FT-FTA	FT%	OFF	DEF	TOT	AVG	PF	DQ	A	TO	BLK	STL	PTS	AVG
13	BLACKSHEAR, Kenan	3-3	99:14	33.1	18-42	.429	1-3	.333	18-28	.643	3	10	13	4.3	8	1	10	7	4	7	55	18.3
2	LUCAS, Jarod	3-3	100:52	33.6	15-38	.395	7-17	.412	8-9	.889	1	6	7	2.3	6	0	4	3	0	1	45	15.0
11	DAVIDSON, Nick	3-3	97:24	32.5	10-24	.417	2-9	.222	11-14	.786	2	19	21	7.0	8	0	6	3	2	4	33	11.0
4	COLEMAN, Tre	3-3	94:59	31.7	8-13	.615	3-5	.600	6-11	.545	2	10	12	4.0	1	0	10	4	0	5	25	8.3
0	MCINTOSH, Hunter	3-0	47:37	15.9	5-9	.556	4-7	.571	0-0	.000	0	1	1	0.3	5	0	0	1	0	1	14	4.7
42	HYMES, K.J.	3-3	44:00	14.7	2-6	.333	0-0	.000	7-8	.875	2	4	6	2.0	7	0	1	1	7	3	11	3.7
23	GARDNER, Jazz	1-0	02:24	2.4	1-1	1.000	0-0	.000	0-0	.000	0	0	0	0.0	0	0	0	0	0	0	2	2.0
3	ROLISON, Tyler	3-0	27:48	9.3	1-6	.167	1-2	.500	3-4	.750	1	4	5	1.7	3	0	4	2	0	0	6	2.0
20	FOSTER, Daniel	3-0	67:01	22.3	2-5	.400	0-1	.000	0-0	.000	2	8	10	3.3	6	0	3	1	1	2	4	1.3
33	POPE, Tylan	3-0	18:41	6.2	0-5	.000	0-2	.000	0-0	.000	2	4	6	2.0	3	0	0	2	0	0	0	0.0
Team											3	2	5									
<b>Total</b>		<b>3</b>	<b>600</b>		<b>62-149</b>	<b>.416</b>	<b>18-46</b>	<b>.391</b>	<b>53-74</b>	<b>.716</b>	<b>18</b>	<b>68</b>	<b>86</b>	<b>28.7</b>	<b>47</b>	<b>1</b>	<b>38</b>	<b>24</b>	<b>14</b>	<b>23</b>	<b>195</b>	<b>65.0</b>
<b>Opponents</b>		<b>3</b>	<b>600</b>		<b>61-151</b>	<b>.404</b>	<b>21-60</b>	<b>.350</b>	<b>32-41</b>	<b>.780</b>	<b>28</b>	<b>75</b>	<b>103</b>	<b>34.3</b>	<b>59</b>	<b>2</b>	<b>36</b>	<b>45</b>	<b>5</b>	<b>11</b>	<b>175</b>	<b>58.3</b>

### Team Statistics

	NEVADA	OPP
<b>Scoring</b>	<b>195</b>	<b>175</b>
Points per game	65.0	58.3
Scoring margin	+6.7	-
<b>Field goals-att</b>	<b>62-149</b>	<b>61-151</b>
Field goal pct	.416	.404
<b>3 point fg-att</b>	<b>18-46</b>	<b>21-60</b>
3-point FG pct	.391	.350
3-pt FG made per game	6.0	7.0
<b>Free throws-att</b>	<b>53-74</b>	<b>32-41</b>
Free throw pct	.716	.780
F-Throws made per game	17.7	10.7
<b>Rebounds</b>	<b>86</b>	<b>103</b>
Rebounds per game	28.7	34.3
Rebounding margin	-5.7	-
<b>Assists</b>	<b>38</b>	<b>36</b>
Assists per game	12.7	12.0
<b>Turnovers</b>	<b>24</b>	<b>45</b>
Turnovers per game	8.0	15.0
Turnover margin	+7.0	-
Assist/turnover ratio	1.6	0.8
<b>Steals</b>	<b>23</b>	<b>11</b>
Steals per game	7.7	3.7
<b>Blocks</b>	<b>14</b>	<b>5</b>
Blocks per game	4.7	1.7
<b>Winning streak</b>	<b>0</b>	<b>-</b>
Home win streak	0	-
<b>Attendance</b>	<b>17836</b>	<b>5083</b>
Home games-Avg/Game	2-8918	1-5083
Neutral site-Avg/Game	-	0-0

### Team Results

Date	Opponent		Score	Att.
01/06/2024	at Fresno St.	W	72-57	5083
01/09/2024	Air Force	W	67-54	7645
01/12/2024	Boise St.	L	56-64	10191

# MW TEAM STATS



## 2023-24 Nevada Men's Basketball Overall Team Statistics In Conference games

Page 1/1  
as of Jan 15, 2024

### Team Statistics

	NEVADA	OPP
<b>Scoring</b>	<b>195</b>	<b>175</b>
Points per game	65.0	58.3
Scoring margin	+6.7	-
<b>Field goals-att</b>	<b>62-149</b>	<b>61-151</b>
Field goal pct	.416	.404
<b>3 point fg-att</b>	<b>18-46</b>	<b>21-60</b>
3-point FG pct	.391	.350
3-pt FG made per game	6.0	7.0
<b>Free throws-att</b>	<b>53-74</b>	<b>32-41</b>
Free throw pct	.716	.780
F-Throws made per game	17.7	10.7
<b>Rebounds</b>	<b>86</b>	<b>103</b>
Rebounds per game	28.7	34.3
Rebounding margin	-5.7	-
<b>Assists</b>	<b>38</b>	<b>36</b>
Assists per game	12.7	12.0
<b>Turnovers</b>	<b>24</b>	<b>45</b>
Turnovers per game	8.0	15.0
Turnover margin	+7.0	-
Assist/turnover ratio	1.6	0.8
<b>Steals</b>	<b>23</b>	<b>11</b>
Steals per game	7.7	3.7
<b>Blocks</b>	<b>14</b>	<b>5</b>
Blocks per game	4.7	1.7
<b>Winning streak</b>	<b>0</b>	<b>-</b>
Home win streak	0	-
<b>Attendance</b>	<b>17836</b>	<b>5083</b>
Home games-Avg/Game	2-8918	1-5083
Neutral site-Avg/Game	-	0-0

### Score by Periods

Team	1st	2nd	OT	TOT
Nevada	93	102	0	195
Opponents	86	89	0	175

# 2023-24 BOX SCORES



Official Basketball Box Score - Final  
**Sacramento St. at Nevada**  
 11/07/23 Lawlor Events Center, Reno  
 2023-24 Men's Basketball

Game Time: 7:00 PM  
 Game Duration: 2:01  
 Attendance: 4,875

Officials: Kipp Kissinger, Brooks Wells, Keith Kimble

Sacramento St. - 63

Record: 0-1

NO.	Name	Min	FG	3P	FT	Rebounds		Fouls	TP	AS	TO	ST	Blocks		+/-		
						OR	DR						BS	BA			
15	Jacob Holt	05:47	0-1	0-0	0-0	0	1	3	1	0	0	0	0	1	0	-8	
31	Duncan Powell	07:24	6-11	1-4	2-3	1	7	8	4	2	15	1	2	0	1	0	-7
1	Brandon Betson	09:40	1-10	1-9	2-2	0	2	2	3	3	5	4	3	1	0	1	-8
4	Alex Kovatchev	08:10	3-7	2-5	0-0	0	3	3	4	1	8	3	2	0	0	0	-12
2	Zee Hamoda	06:21	4-11	3-7	0-0	0	3	3	5	1	11	2	2	1	0	0	-16
25	Bowyn Beatty	20:36	2-6	0-0	2-2	3	4	7	2	4	6	2	3	0	0	0	-2
2	Bailey Nunn	10:20	2-4	1-2	0-0	0	0	0	2	5	2	0	0	0	0	0	-6
20	Austin Patterson	25:52	3-6	3-6	0-0	1	1	2	2	1	9	2	1	0	1	0	-3
10	Emil Skytta	12:36	1-4	0-0	0-1	1	2	2	1	2	0	0	0	0	0	1	-9
3	Akol Mawein	12:14	1-2	0-0	0-0	0	2	2	1	0	2	0	0	0	1	0	-1
Team						5	2	7			0						
<b>Totals</b>		23:42	11-33	6-8	11	26	37	24	16	63	16	13	2	4	2	-14	

Technical Fouls: NONE

Shooting By Period		
1 <sup>st</sup> FG%	10-30	33.3%
3PT%	6-17	35.3%
FT%	4-4	100%
2 <sup>nd</sup> FG%	13-32	40.6%
3PT%	5-16	31.3%
FT%	2-4	50%
GM FG%	23-62	37.1%
3PT%	11-33	33.3%
FT%	6-8	75.0%

Dead Ball Rebounds: 1, 0

Nevada - 77

Record: 1-0

NO.	Name	Min	FG	3P	FT	Rebounds		Fouls	TP	AS	TO	ST	Blocks		+/-	
						OR	DR						BS	BA		
4	Tre Coleman	30:21	1-5	0-2	2-2	1	1	2	2	4	2	3	0	1	12	
11	Nick Davidson	17:48	3-5	0-1	4-4	2	3	5	4	3	10	1	0	0	1	11
42	K.J. Hymes	18:07	1-3	0-0	2-7	2	3	5	2	5	4	0	1	0	1	3
2	Jarod Lucas	34:52	4-14	1-6	9-9	4	4	1	8	18	4	0	1	0	0	-9
13	Kenan Blakshear	27:45	6-12	0-1	2-2	1	6	7	2	1	14	3	2	1	0	13
23	Jazz Gardner	14:45	3-6	1-2	0-0	3	5	8	0	1	7	0	0	0	1	1
0	Hunter McIntosh	25:34	5-8	2-3	0-0	0	1	1	3	0	12	1	1	0	0	13
20	Daniel Foster	15:41	3-4	0-0	0-1	1	1	1	3	0	6	1	1	0	0	1
3	Tyler Rolison	12:12	0-2	0-0	2-2	0	0	0	1	1	2	3	0	1	0	0
5	Amire Robinson	02:56	0-0	0-0	0-0	0	0	0	0	1	0	0	0	0	0	5
Team						1	6	7			0					
<b>Totals</b>		26:59	4-15	2-17	11	29	40	16	24	77	17	7	8	2	4	14

Technical Fouls: NONE

Shooting By Period		
1 <sup>st</sup> FG%	14-35	40.0%
3PT%	3-10	30.0%
FT%	8-10	80%
2 <sup>nd</sup> FG%	12-24	50.0%
3PT%	1-5	20.0%
FT%	13-17	76.5%
GM FG%	26-59	44.1%
3PT%	4-15	26.7%
FT%	21-27	77.8%

Dead Ball Rebounds: 2, 0

SAC

NEV

Points from Turnovers

SAC 30 33 63

NEV 39 38 77

Best Scoring Run

12(2<sup>nd</sup> 7:04)

7(1<sup>st</sup> 5:46)

Lead Changes

8

Times Tied

3

Time with Lead

03:06

34:26



Official Basketball Box Score - Final  
**Pacific at Nevada**  
 11/15/23 Lawlor Events Center, Reno  
 2023-24 Men's Basketball

Game Time: 7:00 PM  
 Game Duration: 1:54  
 Attendance: 4,131

Officials: Michael Irving, Eric Curry, Randy Richardson

Pacific - 39

Record: 1-2

NO.	Name	Min	FG	3P	FT	Rebounds		Fouls	TP	AS	TO	ST	Blocks		+/-	
						OR	DR						BS	BA		
13	Cam Denson	19:20	2-6	1-2	0-4	0	2	2	3	5	1	2	0	0	3	-25
34	Makai Richards	11:25	0-1	0-0	0-0	0	1	1	2	0	0	1	1	2	1	-7
1	Donovan Williams	22:22	0-6	0-4	1-2	0	1	2	0	1	2	1	0	0	1	-34
3	Tyler Beard	20:40	2-6	0-4	0-0	2	2	2	0	4	0	1	1	0	0	-33
4	Moe Odum	16:44	0-4	0-1	0-0	0	0	0	0	2	0	1	0	1	0	-29
11	Burke Smith	12:06	0-1	0-0	0-3	1	2	3	2	0	1	2	0	1	0	-20
33	Judson Martindale	20:28	2-6	1-3	2-2	1	3	4	2	1	7	0	1	0	0	-35
0	Greg Outlaw	15:47	2-7	0-2	2-2	2	2	2	2	6	1	2	2	0	1	-18
5	Lesown Hallums Jr.	13:04	1-6	1-2	0-0	0	3	3	0	1	3	0	0	0	0	-15
21	William Garcia Adsten	14:12	1-4	0-1	0-1	1	2	3	2	2	2	0	1	1	0	-6
2	Jalen Brown	20:07	1-5	1-0	0-0	3	3	2	1	3	0	1	0	0	0	-20
30	Tan Yildizoglu	11:20	3-5	0-1	2-4	1	1	2	1	2	8	0	1	0	0	-5
14	Greydon Edwards	02:25	0-0	0-0	0-0	0	0	0	0	0	0	0	0	0	0	-2
Team						1	0	1			0					
<b>Totals</b>		14:57	4-25	7-18	7	20	27	18	17	39	7	13	6	3	10	-49

Technical Fouls: NONE

Shooting By Period		
1 <sup>st</sup> FG%	5-26	19.2%
3PT%	2-15	13.3%
FT%	3-9	33.3%
2 <sup>nd</sup> FG%	9-31	29.0%
3PT%	2-10	20.0%
FT%	4-9	44.4%
GM FG%	14-57	24.6%
3PT%	4-25	16.0%
FT%	7-18	38.9%

Dead Ball Rebounds: 5, 2

Nevada - 88

Record: 3-0

NO.	Name	Min	FG	3P	FT	Rebounds		Fouls	TP	AS	TO	ST	Blocks		+/-	
						OR	DR						BS	BA		
4	Tre Coleman	20:19	3-4	0-1	2-3	0	1	1	3	3	8	2	0	1	1	29
11	Nick Davidson	18:44	4-7	1-2	2-2	3	6	9	2	11	2	1	0	3	0	36
42	K.J. Hymes	12:41	3-4	0-1	0-0	1	3	4	3	6	0	0	0	1	0	19
2	Jarod Lucas	22:35	4-13	2-7	2-2	2	3	5	0	1	12	1	2	0	0	28
13	Kenan Blakshear	20:21	6-10	0-1	0-0	0	3	2	0	12	5	1	3	1	0	38
23	Jazz Gardner	12:55	4-6	0-1	0-1	3	4	7	1	8	1	0	0	0	0	14
0	Hunter McIntosh	13:36	1-3	1-3	0-0	0	1	1	2	1	3	1	1	0	0	9
3	Tyler Rolison	23:50	4-9	1-1	3-3	0	5	5	2	12	3	1	0	0	0	24
20	Daniel Foster	20:42	2-3	0-0	2-3	4	4	4	0	2	6	0	0	0	0	1
5	Amire Robinson	16:45	1-2	0-1	0-0	0	4	4	1	0	2	1	0	0	1	18
12	Jeriah Coleman	10:06	1-3	0-0	3-4	3	4	7	1	3	5	0	2	0	3	2
10	Snokey Wington	03:38	0-2	0-1	0-0	0	0	0	1	0	1	0	0	0	0	1
24	Isaac Hymes	03:38	1-1	1-1	0-0	0	1	1	0	0	3	0	0	0	0	1
Team						0	0	0			0					
<b>Totals</b>		34:67	6-20	14-18	12	39	51	18	18	88	17	10	5	10	3	49

Technical Fouls: Blakshear 1<sup>st</sup> 14:20

Shooting By Period		
1 <sup>st</sup> FG%	22-37	59.5%
3PT%	5-10	50.0%
FT%	6-8	75%
2 <sup>nd</sup> FG%	12-30	40.0%
3PT%	1-10	10.0%
FT%	9-10	90%
GM FG%	34-67	50.7%
3PT%	6-20	30.0%
FT%	14-18	77.8%

Dead Ball Rebounds: 3, 3

UOP

NEV

Points from Turnovers

UOP 15 24 39

NEV 55 33 88

Best Scoring Run

6(2<sup>nd</sup> 16:15)

15(1<sup>st</sup> 8:10)

Lead Changes

2

Times Tied

0

Time with Lead

00:18</

# 2023-24 BOX SCORES



Official Basketball Box Score - Final  
**Montana at Nevada**  
 11/29/23 Lawlor Events Center, Reno  
 2023-24 Men's Basketball

Game Time: 7:00 PM  
 Game Duration: 2:07  
 Attendance: 4,918

Officials: Martin Chichocki, Glen Mayberry, Johnny Harrington

Montana - 66

Record: 2-4

NO. Name	Min	FG		3P		FT		Rebounds		Fouls		TP	AS	TO	ST	Blocks		+/-
		M	A	M	A	O	R	O	R	O	D					T	P	
21 Laolu Oke	F 34:01	4-8	0-0	5-7	9	10	19	4	6	13	2	1	1	2	1	0	-6	
24 Dischon Thomas	F 19:25	1-3	0-0	2-2	2	2	4	4	4	4	1	0	0	0	0	-3		
4 Giordan Williams	G 16:36	2-4	0-1	0-0	1	3	4	3	0	4	0	3	1	0	0	-17		
11 Aanon Moody	G 34:41	9-20	4-12	0-0	2	2	2	2	22	3	2	1	0	0	2	-10		
12 Brandon Whitney	G 16:12	0-4	0-0	1-2	0	1	1	1	1	1	0	1	0	0	0	-25		
0 Money Williams	27:29	6-20	1-8	2-2	5	7	4	3	15	3	1	1	0	0	0	-3		
3 Josh Vazquez	29:16	1-5	0-4	2-2	0	3	3	1	0	4	5	1	0	0	0	3		
32 TeJon Sawyer	12:48	1-3	0-0	1-2	0	0	0	5	1	3	2	1	0	2	0	-5		
5 Jaxon Nap	02:12	0-1	0-1	0-0	0	0	0	0	0	0	0	0	0	0	0	1		
23 Connor Dick	02:28	0-1	0-1	0-1	0	1	1	0	0	0	0	0	0	0	0	1		
34 Blake Jones	04:50	0-0	0-0	0-0	0	0	0	0	1	0	0	0	0	0	0	3		
2 Chase Henderson	00:03	0-0	0-0	0-0	0	0	0	0	0	0	0	0	0	0	0	0		
Team					1	0	1											
Totals		24-69	5-27	13-18	15	27	42	24	19	66	16	10	4	4	3	-11		

Shooting By Period

1st FG%	8-32	25.0%
3PT%	0-11	0.0%
FT%	2-6	33.3%
2nd FG%	16-37	43.2%
3PT%	5-16	31.3%
FT%	11-12	91.7%
GM FG%	24-69	34.8%
3PT%	5-27	18.5%
FT%	13-18	72.2%

Dead Ball Rebounds: 2/0

Technical Fouls: NONE

Nevada - 77

Record: 5-0

NO. Name	Min	FG		3P		FT		Rebounds		Fouls		TP	AS	TO	ST	Blocks		+/-
		M	A	M	A	O	R	O	R	O	D					T	P	
11 Nick Davidson	F 20:12	1-4	1-3	0-0	2	3	5	4	1	3	0	2	0	0	0	0	19	
42 K.J. Hymes	F 24:31	2-4	0-0	9-12	1	4	5	2	7	13	0	1	0	1	1	10		
2 Jarod Lucas	G 31:53	3-10	1-3	9-10	0	1	2	5	16	1	1	1	1	0	2	11		
13 Kenan Blackshear	G 28:52	7-10	0-1	8-11	1	9	10	4	7	22	2	2	1	0	0	17		
20 Daniel Foster	G 24:51	2-5	0-1	2-2	1	2	3	1	4	1	0	0	0	0	0	1		
4 Tre Coleman	27:43	2-6	1-3	0-2	0	6	6	2	1	7	5	1	1	1	1	-7		
23 Jazz Gardner	11:21	1-5	0-1	0-0	0	3	3	2	0	2	0	1	0	0	0	0		
0 Hunter McIntosh	15:03	1-2	1-2	0-0	1	2	3	1	0	3	0	1	1	0	0	0		
3 Tyler Rolison	14:27	1-3	1-1	2-2	0	1	1	1	5	1	1	0	0	0	0	-5		
12 Jeriah Coleman	01:07	1-2	0-0	0-0	0	0	0	0	0	2	0	0	0	0	0	1		
Team					1	2	3											
Totals		21-51	5-15	30-38	7	33	40	19	24	77	10	10	4	3	4	11		

Shooting By Period

1st FG%	11-21	52.4%
3PT%	3-7	42.9%
FT%	14-17	82.4%
2nd FG%	10-30	33.3%
3PT%	1-10	10.0%
FT%	21-21	100.0%
GM FG%	21-51	41.2%
3PT%	5-15	33.3%
FT%	30-38	78.9%

Dead Ball Rebounds: 4/0

Technical Fouls: Coach 2<sup>nd</sup> 12/36

	MON	NEV
Biggest lead	0 (1 <sup>st</sup> 20:00)	23 (2 <sup>nd</sup> 19:38)
Best Scoring Run	12 (2 <sup>nd</sup> 17:12)	12 (2 <sup>nd</sup> 14:22)
Lead Changes	0	
Times Tied	0	
Time with Lead	00:00	39:09

Points from	MON		NEV		Period by Period Scoring		
	1st	2nd	1st	2nd	TOT	MON	NEV
Turnovers	6	13	18	48	66		
Paint	24	28	39	38	77		
Second Chance	18	5					
Fast Breaks	2	14					
Bench	22	19					



Official Basketball Box Score - Final  
**LMU (CA) at Nevada**  
 12/02/23 Lawlor Events Center, Reno  
 2023-24 Men's Basketball

Game Time: 7:00 PM  
 Game Duration: 2:03  
 Attendance: 7,801

Officials: DG Nelson, Daryl Gelinas, Rick Batsell

LMU (CA) - 59

Record: 5-4

NO. Name	Min	FG		3P		FT		Rebounds		Fouls		TP	AS	TO	ST	Blocks		+/-
		M	A	M	A	O	R	O	R	O	D					T	P	
23 Alex Merkviladze	F 25:17	1-6	0-3	0-0	1	5	6	3	2	2	1	2	0	1	2	-18		
34 Keli Laupepe	F 28:37	3-8	1-4	3-3	1	3	4	5	3	10	0	1	0	0	2	-25		
15 Lars Thiemann	C 17:56	1-4	0-0	1-3	1	2	3	5	3	3	0	1	0	1	1	-15		
3 Justice Hill	G 29:35	2-9	1-5	0-0	1	1	2	0	0	5	3	1	0	0	0	-7		
5 Justin Wright	G 08:49	0-4	0-1	0-0	0	0	0	3	0	0	3	1	2	1	0	-6		
4 Will Johnston	29:52	5-10	3-7	2-2	0	4	4	1	1	15	4	3	0	1	0	-5		
21 Michael Graham	10:44	1-2	0-0	0-0	0	5	5	4	0	2	0	0	0	2	0	5		
55 Dominick Harris	27:36	3-12	3-9	4-6	1	4	5	2	4	13	2	2	0	0	1	-4		
16 Aaron McBride	12:26	2-2	1-1	0-0	2	1	3	0	1	5	0	1	0	0	0	8		
13 Lamaj Lewis	09:52	2-2	0-0	0-0	1	1	0	1	4	1	4	0	0	0	1	0		
Team					3	3	6											
Totals		20-59	9-30	10-14	11	28	39	27	15	59	11	12	2	5	7	-14		

Shooting By Period

1st FG%	10-29	34.5%
3PT%	2-12	16.7%
FT%	4-5	80%
2nd FG%	10-30	33.3%
3PT%	7-18	38.9%
FT%	6-9	66.7%
GM FG%	20-59	33.9%
3PT%	9-30	30.0%
FT%	10-14	71.4%

Dead Ball Rebounds: 3/0

Technical Fouls: NONE

Nevada - 73

Record: 6-0

NO. Name	Min	FG		3P		FT		Rebounds		Fouls		TP	AS	TO	ST	Blocks		+/-
		M	A	M	A	O	R	O	R	O	D					T	P	
4 Tre Coleman	F 25:47	5-8	0-0	0-0	0	6	6	3	2	10	2	0	0	1	2	0	15	
11 Nick Davidson	F 21:58	3-6	0-1	6-6	0	2	2	1	4	12	0	0	0	2	0	17		
42 K.J. Hymes	F 13:52	2-6	0-0	4-5	2	3	5	3	5	8	0	1	0	1	3	8		
2 Jarod Lucas	G 32:12	7-10	1-2	5-6	0	3	3	0	6	20	2	0	0	0	1	15		
13 Kenan Blackshear	G 29:41	2-9	0-0	1-3	0	3	3	0	4	5	1	2	0	1	1	17		
20 Daniel Foster	21:37	3-4	0-0	2-3	4	3	7	2	3	8	3	0	2	1	0	3		
23 Jazz Gardner	18:12	1-4	0-1	1-2	0	1	1	1	1	3	0	0	0	0	0	7		
3 Tyler Rolison	10:02	0-3	0-1	0-0	0	0	0	2	0	0	3	1	1	0	0	-6		
0 Hunter McIntosh	17:38	2-5	1-3	2-2	0	1	1	3	2	7	2	1	0	0	0	2		
12 Jeriah Coleman	05:08	0-1	0-0	0-0	1	0	1	0	0	0	0	0	0	0	0	-8		
5 Amire Robinson	03:33	0-0	0-0	0-0	0	1	1	0	0	0	0	0	0	0	0	-5		
Team					2	4	6											
Totals		25-56	2-8	21-27	9	27	36	15	27	73	17	5	6	7	5	14		

Shooting By Period

1st FG%	12-26	46.2%
3PT%	1-3	33.3%
FT%	13-17	76.5%
2nd FG%	13-30	43.3%
3PT%	1-5	20.0%
FT%	8-10	80%
GM FG%	25-56	44.6%
3PT%	2-8	25.0%
FT%	21-27	77.8%

Dead Ball Rebounds: 0/2

Technical Fouls: NONE

	LMU	NEV
Biggest lead	0 (1 <sup>st</sup> 20:00)	25 (2 <sup>nd</sup> 9:11)
Best Scoring Run	7 (2 <sup>nd</sup> 5:04)	6 (1 <sup>st</sup> 11:14)
Lead Changes	0	
Times Tied	0	
Time with Lead	00:00	39:42

Points from	LMU		NEV		Period by Period Scoring		
	1st	2nd	1st	2nd	TOT	LMU	NEV
Turnovers	6	12	26	33	59		
Paint	16	36					
Second Chance	10	9					
Fast Breaks	11	7					
Bench	39	18					

# 2023-24 BOX SCORES



Official Basketball Box Score - Final  
**Weber St. at Nevada**  
 12/13/23 Lawlor Events Center, Reno  
 2023-24 Men's Basketball

Game Time: 7:00 PM  
 Game Duration: 1:47  
 Attendance: 7,062

Officials: Kipp Kissinger, Keith Kimble, Greg Nixon

Record: 5-4

NO. Name	Min	FG			3P			FT			Rebounds		Fouls	TP	AS	TO	ST	Blocks			+/-	
		M/A	M/A	M/A	M/A	M/A	M/A	OR	DR	TOT	PF	FD	BS					BA	BA			
2 Dillon Jones	36:22	4-10	1-4	4-5	2-10	12	2	7	13	3	5	3	0	1	16							
4 Dyson Koehler	19:30	1-4	0-2	0-0	0	3	3	0	2	0	2	0	2	1	0	1	0	1	0	1	-8	
20 Alex Tew	15:14	0-3	0-0	0-0	0	1	1	4	0	0	2	2	0	0	0	0	0	0	0	0	0	
0 Blaise Threatt	30:28	8-12	2-3	0-0	2	2	2	2	18	4	1	1	1	0	1	0	1	0	1	-2		
11 Steven Verplancken	33:51	4-10	2-6	0-0	1	2	3	1	10	0	1	0	1	0	1	0	1	0	1	23		
32 Handj Tamba	14:47	1-2	0-0	0-2	0	3	3	2	1	2	0	1	0	1	0	0	1	0	1	0		
3 KJ Cunningham	25:11	2-6	2-5	1-2	0	2	2	0	3	7	2	2	0	0	0	0	0	0	0	-10		
8 Vijami Vartiainen	15:59	1-4	1-4	0-1	0	0	0	1	1	3	0	0	0	0	0	0	0	0	0	-10		
31 Arnaud Jevanz	05:15	0-1	0-0	0-1	0	1	1	1	0	0	0	0	0	0	0	0	0	0	0	-4		
30 Louie Jordan	02:25	0-0	0-0	0-0	0	1	1	0	0	0	0	0	0	0	0	0	0	0	0	-4		
10 Marko Sarenac	00:58	0-0	0-0	0-0	0	1	1	0	0	0	0	0	0	0	0	0	0	0	0	2		
Team					2	1	3															
Totals	21:52	8:24	5-11	8	24	32	15	14	55	9	15	7	0	5	17							

Technical Fouls: NONE

Record: 8-1

NO. Name	Min	FG			3P			FT			Rebounds		Fouls	TP	AS	TO	ST	Blocks			+/-
		M/A	M/A	M/A	M/A	M/A	M/A	OR	DR	TOT	PF	FD	BS					BA	BA		
4 Tre Coleman	31:16	4-8	2-6	0-0	1	1	1	2	10	4	1	4	0	0	8						
11 Nick Davidson	28:04	4-7	1-3	2-6	1	4	5	2	4	11	3	1	3	1	0	10					
42 K.J. Hymes	15:21	4-4	0-0	2-6	1	2	3	1	4	10	0	1	0	0	9						
2 Jarod Lucas	32:38	5-9	3-5	0-2	0	2	2	1	23	2	1	2	0	0	28						
13 Kenan Blackshear	27:36	6-11	1-3	2-2	0	5	3	2	15	5	4	1	2	0	10						
23 Jazz Gardner	06:47	0-1	0-1	0-0	0	2	2	1	0	0	1	2	0	0	0	8					
3 Tyler Rolison	16:05	2-4	0-1	1-1	0	3	3	1	5	5	0	0	0	0	3						
20 Daniel Foster	15:50	0-1	0-0	0-0	0	4	4	3	0	0	1	0	0	0	0	9					
0 Hunter McIntosh	19:31	2-3	2-3	0-0	0	1	1	0	6	0	1	0	0	0	-1						
5 Amire Robinson	04:41	1-1	0-0	0-0	0	0	0	0	2	0	0	0	0	0	2						
12 Jeriah Coleman	02:11	0-0	0-0	0-0	0	0	0	0	0	0	0	0	0	0	-1						
Team					0	3	3														
Totals	28:49	9:22	7-17	2	27	29	14	15	72	21	11	8	5	0	17						

Technical Fouls: NONE

Record: 2-1

WSU	NEV	Points from		Period by Period Scoring		
		Turnovers	Paint	1st	2nd	TOT
Biggest lead	2 (1 <sup>st</sup> 17:38)	21	(2 <sup>nd</sup> 1:50)	9	16	
Best Scoring Run	6 (2 <sup>nd</sup> 7:00)	13	(2 <sup>nd</sup> 10:17)	22	28	
Lead Changes	4	9	4	WSU	22	33
Times Tied	3	8	5	NEV	29	43
Time with Lead	01:44	35:55	12	13		72



Official Basketball Box Score - Final  
**Nevada at Hawaii**  
 12/17/23 Simpfendorfer Arena at Stan Sheriff Center, Honolulu  
 2023-24 Men's Basketball

Game Time: 5:00 PM  
 Game Duration: 2:04  
 Attendance: 4,794

Officials: Deron White, Randy Richardson, Casey McClellan

Record: 9-1

NO. Name	Min	FG			3P			FT			Rebounds		Fouls	TP	AS	TO	ST	Blocks			+/-
		M/A	M/A	M/A	M/A	M/A	M/A	OR	DR	TOT	PF	FD	BS					BA	BA		
4 Tre Coleman	23:24	4-10	1-5	1-1	0	5	5	4	1	10	0	0	2	1	2	14					
11 Nick Davidson	28:52	4-7	0-1	3-3	2	5	7	3	2	11	4	1	1	2	0	12					
42 K.J. Hymes	18:25	2-3	0-0	0-0	6	1	4	5	2	8	10	0	0	1	1	-3					
2 Jarod Lucas	33:27	5-12	1-4	5-5	1	1	2	0	0	16	1	1	0	0	0	3					
13 Kenan Blackshear	33:39	5-18	0-0	2-3	1	3	4	3	3	12	4	0	0	0	1	2					
20 Daniel Foster	18:28	2-2	0-0	0-0	0	5	5	1	0	4	1	1	1	0	0	-8					
0 Hunter McIntosh	19:29	0-3	0-2	2-2	0	2	2	2	2	0	0	0	0	0	-2						
3 Tyler Rolison	16:01	3-4	1-2	0-0	0	1	1	0	0	7	0	2	1	1	0	9					
23 Jazz Gardner	02:48	0-0	0-0	0-0	0	0	0	0	0	0	0	0	0	0	-1						
5 Amire Robinson	02:15	0-0	0-0	0-0	0	1	1	0	0	0	0	0	0	0	-2						
12 Jeriah Coleman	03:12	0-0	0-0	0-0	0	0	0	0	0	0	0	0	0	0	0	6					
Team					4	1	5														
Totals	25:59	3-14	19:23	9	28	37	20	22	72	9	8	6	5	4	6						

Technical Fouls: NONE

Record: 7-2

NO. Name	Min	FG			3P			FT			Rebounds		Fouls	TP	AS	TO	ST	Blocks			+/-
		M/A	M/A	M/A	M/A	M/A	M/A	OR	DR	TOT	PF	FD	BS					BA	BA		
1 Justin McKay	31:41	1-4	0-3	6-8	0	5	5	4	4	8	2	2	1	0	0	-1					
5 Bernardo Da Silva	22:41	7-8	0-0	3-8	3	7	10	5	5	17	0	2	0	0	1	8					
3 Jovon McClanahan	28:26	0-0	0-0	4-5	1	3	4	2	4	1	2	0	0	0	-4						
4 Noel Coleman	37:38	5-14	0-4	7-8	1	3	4	1	4	17	3	1	0	1	-8						
11 Matthew Cotton	31:10	3-8	2-5	0-0	1	4	5	3	0	8	0	0	0	0	-7						
55 Juan Munoz	11:34	1-3	1-2	2-3	0	1	1	1	5	2	3	0	0	0	-2						
23 Harry Seck	11:01	0-0	0-0	3-4	0	3	3	4	3	0	1	0	0	0	0	-2					
14 Harry Rouhlidoff	14:37	2-5	0-3	0-0	0	0	0	0	1	4	1	1	1	0	-10						
2 Tom Beattie	11:12	0-1	0-0	0-0	0	2	2	0	0	0	0	0	0	0	0	3					
Team					3	1	4														
Totals	19:47	9-17	25-36	9	29	38	22	66	9	12	2	4	5	6							

Technical Fouls: NONE

Record: 6-1

Nevada	Hawaii	Points from		Period by Period Scoring		
		Turnovers	Paint	1st	2nd	TOT
Biggest lead	8 (2 <sup>nd</sup> 13:14)	6	(1 <sup>st</sup> 11:53)	14	7	
Best Scoring Run	7 (1 <sup>st</sup> 6:59)	6	(1 <sup>st</sup> 11:53)	34	30	
Lead Changes	11	6	8	Nevada	36	36
Times Tied	9	8	4	Hawaii	37	29
Time with Lead	21:16	13:48	13	12		66



Official Basketball Box Score - Final  
**Nevada at Temple**  
 12/21/23 Simpfendorfer Arena at Stan Sheriff Center, Honolulu  
 2023-24 Men's Basketball

Game Time: 10:00 AM  
 Game Duration: 1:58

Officials: Marquies Pettigrew, Nate Harris, Todd Ayo

Record: 10-1

NO. Name	Min	FG			3P			FT			Rebounds		Fouls	TP	AS	TO	ST	Blocks			+/-
		M/A	M/A	M/A	M/A	M/A	M/A	OR	DR	TOT	PF	FD	BS					BA	BA		
4 Tre Coleman	27:39	3-7	0-2	3-3	0	1	1	2	3	9	0	0	1	0	21						
11 Nick Davidson	33:42	7-10	1-3	4-4	3	13	16	1	5	19	0	1	2	0	30						
2 Jarod Lucas	30:46	8-18	3-11	3-3	1	1	2	0	2	22	1	3	2	0	36						
13 Kenan Blackshear	32:22	5-10	1-2	5-6	4	9	2	5	16	5	4	0	1	0	26						
20 Daniel																					



# 2023-24 BOX SCORES



Official Basketball Box Score - Final  
**Boise St. at Nevada**  
 01/12/24 Lawlor Events Center, Reno  
 2023-24 Men's Basketball

Game Time: 7:30 PM  
 Game Duration: 2:08  
 Attendance: 10,191

Boise St. - 64

Record: 12-4 (3-0)

Officials: Verne Harrison, Jeffrey Anderson, Michael Irving

NO.	Name	Min	FG		3P		FT		Rebounds		Fouls		TP	AS	TO	ST	Blocks		+/-	Shooting By Period			
			M-A	M-A	M-A	M-A	OR	DR	TOT	PF	FD	BS					BA	1st		2nd	3rd		
1	O'Mar Stanley	F 31:33	1-8	0-1	6-6	2	7	9	3	4	8	0	3	0	0	2	9				1st FG%	13-29	44.8%
2	Tyson Degenhart	F 36:17	6-9	1-3	7-8	3	6	9	2	6	20	4	2	2	0	1	8				3PT%	4-12	33.3%
0	Roddie Anderson III	G 34:28	5-11	1-6	1-2	0	2	2	3	2	12	4	2	2	0	1	4				FT%	0-1	0%
11	Chibuzo Agbo	G 33:40	5-9	2-5	0-0	4	5	9	4	1	12	1	2	0	0	0	13				2nd FG%	8-22	36.4%
12	Max Rice	G 33:29	3-8	1-4	3-4	1	7	8	4	4	10	1	3	0	0	1	11				3PT%	1-10	10.0%
13	Andrew Meadow	13:15	1-4	0-3	0-0	0	1	1	3	0	2	0	1	0	0	0	8				FT%	17-19	89.5%
32	Cam Martin	12:10	0-1	0-0	0-0	0	3	3	2	1	0	2	3	0	0	0	-1				GM FG%	21-51	41.2%
15	Jace Whiting	05:08	0-1	0-0	0-0	0	0	0	0	0	0	0	1	0	0	0	4				3PT%	5-22	22.7%
	Team																				FT%	17-20	85.0%
	Totals	21-51	5-22	17-20	11	32	43	21	18	64	12	18	4	0	5	8						Dead Ball Rebounds:	0, 0

Technical Fouls: NONE

Nevada - 56

Record: 15-2 (3-1)

NO.	Name	Min	FG		3P		FT		Rebounds		Fouls		TP	AS	TO	ST	Blocks		+/-	Shooting By Period			
			M-A	M-A	M-A	M-A	OR	DR	TOT	PF	FD	BS					BA	1st		2nd	3rd		
4	Tre Coleman	F 34:58	3-3	0-0	2-3	0	6	6	1	2	8	3	2	3	0	0	-5				1st FG%	10-25	40.0%
11	Nick Davidson	F 32:25	3-8	1-4	5-5	0	5	5	4	6	12	2	1	1	0	0	0				3PT%	2-8	25.0%
42	K.J. Hymes	F 17:55	1-2	0-0	2-2	0	4	4	1	2	4	0	1	2	3	0	-14				FT%	5-5	100%
2	Jarod Lucas	G 35:20	5-14	1-6	3-4	0	1	1	4	2	14	4	1	1	0	0	-4				2nd FG%	8-25	32.0%
13	Kenan Blackshear	G 35:13	5-16	0-0	5-8	1	2	3	5	7	15	3	3	2	1	0	0				3PT%	1-4	25.0%
20	Daniel Foster	21:50	0-1	0-0	0-0	1	3	4	1	2	0	0	1	1	1	0	-4				FT%	12-17	70.6%
0	Hunter McIntosh	13:07	0-1	0-0	0-0	0	0	0	1	0	0	0	0	0	0	0	-7				GM FG%	18-50	36.0%
33	Tylan Pope	01:39	0-1	0-0	0-0	0	0	0	1	0	0	0	1	0	0	0	-3				3PT%	3-12	25.0%
3	Tyler Rolison	07:35	1-4	1-2	0-0	0	1	1	0	0	3	0	1	0	0	0	-3				FT%	17-22	77.3%
	Team																				Dead Ball Rebounds:	3, 0	
	Totals	18-50	3-12	17-22	2	22	24	18	21	56	12	11	10	5	0	-8							

Technical Fouls: NONE

	BOI	NEV	Points from	BOI	NEV	Period by Period Scoring			
Biggest lead	10 (2 <sup>nd</sup> 12:41)	5 (1 <sup>st</sup> 13:56)	Turnovers	16	23	1st	2nd	TOT	
Best Scoring Run	8 (1 <sup>st</sup> 0:53)	7 (1 <sup>st</sup> 13:56)	Paint	24	20	BOI	30	34	64
Lead Changes	8		Second Chance	12	2	NEV	27	29	56
Times Tied	6		Fast Breaks	7	9				
Time with Lead	25:58	07:59	Bench	2	3				