



# FRESNO STATE FOOTBALL

## - 2017 GAME NOTES -

**Football Contact:** Matt Burkholder, Director of Communications  
Office: 559-278-6186 (direct) Cell: (559) 862-3771 Twitter: FresnoStateFB  
E-mail: mburkholder@csufresno.edu Website: gobulldogs.com Instagram: Fresno\_State\_Football  
**Secondary Football Contact:** Josh Mitchell, Assistant Director of Communications  
Office: 559-278-7301 (direct) Cell: (559) 389-1960 E-mail: jomitchell@csufresno.edu

### Fresno State (4-2, 3-0 MW) at San Diego State (6-1, 2-1 MW)

Game No. 7 / MW Game No. 4

Oct. 21, 2017 • SDCCU Stadium (70,561) - San Diego, Calif. / 7:30 p.m. PT

Radio: 940 AM ESPN/1600 AM ESPN Deportes | TV: CBSN | Live Stats: [gobulldogs.com](http://gobulldogs.com)

#### QUICK FACTS

##### COACHES:

Jeff Tedford (Fresno State, 1992)  
Fresno State Record (1st season)..... 4-2  
Career Record..... 86-59  
Rocky Long (New Mexico, 1974)  
San Diego State Record (7th season)..... 60-27  
Career Record..... 125-96  
**SERIES:** .....San Diego State leads 29-23-4

##### OFFENSIVE QUICK FACTS:

	Fresno St.	San Diego St.
Scoring	33.0	29.3
Rushing	167.7	202.9
Passing	261.8	175.0
Total	429.5	377.9
KO Return	22.6	25.7
3rd Down Conv.	32%	39%
4th Down Conv.	6/8	2/6

##### DEFENSIVE QUICK FACTS:

	Fresno St.	San Diego St.
Scoring	20.0	21.0
Rushing	107.5	134.6
Passing	206.3	176.1
Total	313.8	310.7
Net Punting	35.1	31.6
Opp. 3rd Down Conv.	29%	39%
Opp. 4th Down Conv.	1/9	0/7

\* Stats reflect through Oct. 15, 2017

#### Media Coverage

##### TV: CBS Sports Network

Play-by-Play: Carter Blackburn; Analyst: Aaron Taylor; Sideline: Jenny Dell

##### RADIO: 940 AM ESPN Radio; Gameday Live (4:30 p.m.); Pregame Show (6:30 p.m.)

Play-by-Play: Paul Loeffler; Analyst: Pat Hill; Sideline: Cameron Worrell

ESPN Deportes (1600 AM) in Spanish

Play-by-Play: Jesse Beltran; Analyst: Octavio Duarte; Sideline: Nicolas Madrigal

#### Headlines

→ Fresno State is in first place of the West Division of the Mountain West after improving to 3-0 in league play with a 38-0 win at home vs. New Mexico last time out.

→ Fresno State and San Diego State are set to meet for the 57th time on Saturday night on CBS Sports Network, a rivalry dating back to 1924.

→ The 2017 edition of the SDSU-FS rivalry will be the seventh time the programs will have squared off for the "Battle for the Old Oil Can" Trophy, given to the winning team. The Aztecs reclaimed the trophy in 2015 after the Bulldogs held it for three-straight seasons.

→ Two teams have represented the West Division in the Mountain West Championship since the inaugural game in 2013 - Fresno State and San Diego State.

→ Junior Marcus McMaryion is the first quarterback since Dave Telford in 1987 to win his first three starts under center as a Bulldog.

→ Alabama is the only team to convert on a fourth-down attempt against the Bulldogs this season - the conversion came on a gain of two yards by Bo Scarbrough on a fourth-and-1.

→ Fresno State has forced 11 turnovers over the last four games.

→ This is the fourth-straight year CBS Sports Network has aired the FS-SDSU rivalry. Carter Blackburn and Aaron Taylor have been on the call each time while Jenny Dell will be on the sideline for the third-straight time.

→ Fresno State's four wins through six games matches the 2015 and 2016 teams' combined win totals.

→ Fresno State's two losses this season are from road trips to No. 1 Alabama and then-No. 6 Washington.

→ Thirty-four Bulldogs have seen their first game action while at Fresno State this season and 13 players have seen their first-career starts in a Bulldog uniform this season.

#### 2017 FRESNO STATE SCHEDULE

Date	Opponent	Opponent Ranking*	Time/Result	Record	Series	Note
Sept. 2	Incarinate Word	-	W, 66-0	1-5	1-0	'Dogs pitch first shutout since 2009 in Tedford's debut
Sept. 9	at Alabama [ESPN2]	#1/#1	L, 41-10	7-0	0-1	Fresno State drops to 0-3 all-time against No. 1 ranked teams
Sept. 16	at Washington [PAC-12 Net.]	#12/#12	L, 48-16	6-1	1-3	The 'Dogs post double-digit TFLs for first time since 2014
Sept. 30	Nevada^ [AT&T/ROOT]	-	W, 41-21	1-6	28-20-1	Fresno State outgains Wolf Pack 504-314 in McMaryion's debut
Oct. 7	at San Jose State^ [ESPN3]	-	W, 27-10	1-7	41-37-3	Fresno State reclaims Valley Trophy; earns first MW win at CEFCU Stadium
Oct. 14	New Mexico^# [AT&T/ROOT]	-	W, 38-0	3-3	12-4	FS posts second shutout win; first time since 1988 'Dogs have done so
Oct. 21	at San Diego State^ [CBSSN]	RV/RV	7:30 p.m.	6-1	23-29-4	FS holds a 1-1 record in trips to San Diego since joining the MW
Oct. 28	UNLV^ [AT&T/ROOT]	-	7 p.m.	2-4	13-6	The Bulldogs have not lost to the Rebels at home since 1983
Nov. 4	BYU [ESPN Networks]	-	TBA	1-6	5-5	'Dogs are 3-2 at home in the series; last hosted BYU in 1998 (W, 31-21)
Nov. 11	at Hawai'i^	-	8 p.m.	3-4	26-22-1	FS has won 4-straight at Hawai'i, last loss vs. UH on the Islands was in 2007
Nov. 18	at Wyoming^ [AT&T/ROOT]	-	11 a.m.	4-2	5-5	Last visit to Laramie was in 2013; the No. 17 Bulldogs won 48-10
Nov. 25	Boise State^ [CBSSN]	--/RV	12:30 p.m.	4-2	5-13	FS and BSU to face off for first time since 2014 MW Championship Game

Key: \*AP Poll/USA Today Coaches Poll (2017 week 8 rankings); ^ MW Game; # homecoming

REFERENCE: "Fresno State" (never: FSU, FRES, CSUF, Fresno State University or just "Fresno"); ABBREVIATIONS: Fresno St. or FS



MEDIA INFORMATION

Media Availability

Interviews for Bulldog players and coaches will be coordinated through the Fresno State Athletics Communications Office 24 hours in advance to ensure availability.

Contact Matt Burkholder at (559) 278-6186 to make arrangements for interviews with student-athletes and coaches. Freshmen (both true and redshirt) along with any other newcomers to the program will not be allowed to do interviews until after they play in their first game, per team rules.

In-Season Media Interview Schedule

Sunday:

No media.

Monday:

Head Coach Jeff Tedford weekly press conference.

Tuesday:

Players day: players after practice.

Wednesday/Thursday:

Head Coach Jeff Tedford and assistants after practice.

Friday:

No media.

Saturday:

Post-game only.

Weekly Media Conference

Fresno State's weekly media conference will be held at 11 a.m. in the Josephine Theater inside the Duncan Building on Mondays during the football season. The press conference is open to credentialed members of the media only. The media conference can be viewed live via the Mountain West Network.

ESPN Coaches Show

The weekly radio show airs live on ESPN Radio (940 AM) with host Paul Loeffler. The Dog House Grill on Shaw Ave. hosts the show from 6-7 p.m. each Wednesday of a game week.

Football Email List

If you would like to be added to the Bulldog football email list to receive breaking news about the team, please contact Matt Burkholder.

Fresno State Athletics Communications

5305 N. Campus Drive NG 27

Fresno, CA 93740

Phone: (559) 278-6873

Fax: (559) 347-9415

Tickets: (559) 278-DOGS (3647)

Press Box: (559) 278-5959

ATHLETICS COMMUNICATIONS:

FB Contact.....Matt Burkholder

Email.....mburkholder@csufresno.edu

Office.....559-278-6186

Cell.....559-862-3771

Secondary Contact.....Josh Mitchell

Email.....jomitchell@csufresno.edu

Office.....559-278-7301

Cell.....559-389-1960


gobulldogs.com

collegepressbox.com

SINCE 2005 EVERYTHING BUT THE PRE-GAME MEAL

“Battle for the Old Oil Can” Trophy

This is the seventh season of the “Battle for the Old Oil Can” Trophy, given to the winning team in the rivalry series between San Diego State and Fresno State. The trophy stems from the discovery of an old oil can from Fresno (circa 1935) that was recovered during a San Diego State campus building project, said Jacquelyn K. Glasener, executive director of the Fresno State Alumni Association.



“The old oil can,” she said, “likely came from a time when Aztec and Bulldog fans traveled to football games between the two schools via the old, twisting, precipitous Grapevine section of Highway 99 over Tejon Pass.”

“Cars in those days carried extra oil and water to be sure they could make it through difficult trips,” added Jim Herrick, executive director of the San Diego State Alumni Association.

The alumni associations of the two schools purchased an antique oil can to be the basis of the trophy to be awarded to the winner of the rivalry game each time the schools meet.

Fresno State vs. San Diego State – the Series

San Diego State leads the all-time series with Fresno State, 29-23-4. Since becoming Mountain West foe, the Bulldogs won the first three matchups (2012-14) and have dropped the last two. The two in-state rivals have been league affiliates of four different conferences throughout the history of the series that dates back to 1924. In intra-conference play, SDSU has the slight edge, 21-18-4, but the Bulldogs lead in MW play at 3-2.

The Bulldogs and Aztecs renewed their rivalry in 2011 with a nonconference game after an eight-year hiatus. Prior to 2011 the two schools played in a nonconference game in 2002 after a run from 1992-98 playing as WAC league members. They also had intra-conference stints in the California Collegiate Athletic Association (1940-67) and Pacific Coast Athletics Association (1969-75).

→ The Bulldogs are 1-1 in games in San Diego since joining the Mountain West.

Scouting the San Diego State

San Diego State is off to a 6-1 start to the season and a 2-1 mark in the Mountain West coming off its first loss of the season on Saturday night, falling 31-14 at home to Boise State. SDSU is 3-1 at home with wins over UC Davis (38-17), No. 19 Stanford (20-17) and Northern Illinois (34-28), and is 3-0 on the road.

2017 SDSU GAME RESULTS

- Sept. 2: W, 38-17 vs. UC Davis
Sept. 9: W, 30-20 at Arizona State
Sept. 16: W, 20-17 vs. #19 Stanford
Sept. 23: W, 28-24 at Air Force
Sept. 30: W, 34-28 vs. N. Illinois
Oct. 7: W, 41-10 at UNLV
Oct. 14: L, 31-14 vs. Boise State

The Aztecs rank eighth in the Mountain West in total offense, averaging 377.9 yards per game with 202.9 yards coming on the ground (31st nationally/5th MW) and 175.0 yards through the air (107th nationally/9th MW).

Junior quarterback Christian Chapman has been the signal caller for SDSU, starting all seven games and has passed for 1,208 yards (172.6 per game) and eight touchdowns while only throwing one interception and has a 60.1 completion percentage (92-of-153). On the ground, senior running back Rashaad Penny has powered the Aztecs' offense on the ground as he has amassed 1,046 yards rushing, one of only four running back in the country who have rushed for over 1,000 yards, and has scored 10 of SDSU's 14 rushing touchdowns. Senior wide receiver Micah Holder leads the Aztecs with 25 receptions and 348 yards as he ranks 14th in the MW with 13.92 yards per reception.

On defense, SDSU ranks first in the Mountain West and 17th nationally in total defense (Fresno State's total defense ranks second in the the MW and 21st nationally), allowing only 310.7 yards per game. SDSU ranks third in the MW in passing yards allowed per game, giving up just 176.1 yards per game to rank 16th in the nation. The Aztecs defense has also been strong at forcing turnovers as they have totaled eight interceptions and four fumbles recovered.





Junior safety Parker Baldwin leads the team with 47 tackles (22 solo) and is closely followed by senior safety Trey Lomax who has 45 tackles (30 solo). Lomax has added two tackles for a loss, an interception and two passes defended.

Junior kicker John Barron II is 10-for-12 on field goals and is a perfect 25-for-25 on extra points while sophomore punter Brandon Heicklen is averaging 38.1 yards per punt and has had nine of his 37 boots downed inside the opponents' 20-yard line.

**Battle for West Supremacy**

Since the inception of the Mountain West Championship game in 2013, there have been just two programs that have represented the West Division, Fresno State and San Diego State. The Bulldogs captured the West crown in 2013 and 2014, while the Aztecs played in the annual game in 2015 and 2016 as the West representative.

**Yr. by Yr. MW Champs**

- 2013 – Fresno State
2014 – Boise State
2015 – San Diego St.
2016 – San Diego St.

In 2013, an epic 35-28 overtime win proved to be the deciding factor for the Bulldogs to earn the West crown over SDSU as the teams finished one-two in the final regular season league standings. A season later, a 24-13 victory at home over the Aztecs gave the 'Dogs the edge when the season ended with both teams knotted at 5-3 in league play.

The Bulldogs went on to win the MW Championship in one of those two seasons (2013) while SDSU won the MW Championship game in both 2015 and 2016 after taking the West title.

**Tedford handling business in the Mountain West**

Only once in Tedford's 11 years at Cal did the Golden Bears start Pac-10/Pac-12 play 3-0 or better as that came in 2006 when Cal started conference play 6-0.

Led by eventual first-round selection Marshawn Lynch rushing the ball, the Golden Bears tied with USC for the Pac-10 regular season title with a 7-2 mark as Cal finished the season 10-3 overall and ranked No. 14 in the nation.

**A positive omen?**

With last weekend's win over New Mexico, Fresno State opened conference play 3-0 for the first time since 2013. Dating back to 1977, the Bulldogs have now started their conference slate 3-0, 11 times, with only four coming over the last 25 years.

→ During the previous 10 occurrences, Fresno State has won its conference championship seven times, finishing with at least nine wins each of those seven seasons. The Bulldogs finished with 11 wins in four of those seasons.

Table with 3 columns: 3-0 start, F. Record, Placed. Rows include years 1977-2017 with corresponding records and conference titles.

**Tedford off to historic start with the 'Dogs**

Jeff Tedford is the eighth head coach in program history to win at least four of his first six games at the helm.

Two of the seven coaches who have done it before him won his seventh game, and with a win over San Diego State on Saturday, Tedford will be only the fourth coach to be 5-2 or better after seven games (joins Darryl Rogers, Clark Van Galder & Leo Harris.). Tim DeRuyter owns the most wins for a first-year head coach with nine in 2012, followed by Clark Van Galder with eight in 1952.

Table with 4 columns: Coach, First year as HC, Record through 6 games, Game 7 Result. Rows list coaches from Tedford to Jones.

**QUICK FACTS**

**GENERAL INFORMATION:**

- Location..... Fresno, Calif.
Founded..... 1911
Enrollment..... 24,500
President..... Dr. Joseph I. Castro
Director of Athletics..... Jim Bartko
Senior Woman Administrator..... Carrie Coll
Colors..... Red and Blue
Nickname..... Bulldogs
Conference..... Mountain West

**TEAM HISTORY:**

- First Year of Football..... 1921
Seasons..... 95
All-Time Record..... 592-421-27
All-Time Home Record..... 372-173-14
All-Time Away Record..... 209-231-13
All-Time Neutral Record (not including bowl games)..... 0-2
All-Time Bowl Record..... 11-15
All-Time Mountain West Games Only..... 24-19
Conference Championships..... 27
Last Conference Championship...2013-Mountain West Bowl Appearances..... 26
Last Bowl..... 2014-Hawai'i Bowl
All-America Selections..... 117
First-Team All-Americans..... 18

**STADIUM INFORMATION:**

- Name..... Bulldog Stadium (41,031)
Surface..... FieldTurf
Completed..... 1980 (Beginning 37th Full Season)
First Game..... Nov. 25, 1980 vs. Montana State
Record in Stadium..... 171-54-2
Largest Crowd..... 42,881 (5x in 2001)
Number of 40,000-plus crowds..... 33
Last 40,000-plus crowd 9/13/14 vs. Nebraska (41,031)
Press Box Phone..... (559) 278-5959

**TEAM INFORMATION:**

- 2016 Overall Record..... 1-11
2016 Mountain West Record (Finish)..... 0-8 (6th, west division)
2016 Bowl..... Did not qualify
2016 Final Ranking..... Unranked
Starters Returning/Lost..... 17/8
Offense: 9/2 | Defense: 6/5 | Special Teams: 2/1
Lettermen Returning/Lost..... 37/21
Offense: 16/8 | Defense: 18/11 | Special Teams: 3/2
Base Offense..... Pro-Style
Base Defense..... 4-3





AROUND THE MOUNTAIN WEST

2017 MW Standings

Mountain Division MW Overall table with columns W, L, W, L for Colorado State, Boise State, Wyoming, New Mexico, Utah State, Air Force.

West Division MW Overall table with columns W, L, W, L for Fresno State, San Diego State, UNLV, Nevada, Hawai'i, San Jose State.

Mountain West Records

(Since Fresno State Joined MW in 2012)

Mountain West Records table with columns MW (W, L) and Overall (W, L) for various teams like San Diego State, Boise State, etc.

\* denotes team joined MW in 2013

Mountain West Records - Home Games only

(Since Fresno State Joined MW in 2012)

Mountain West Records - Home Games only table with columns Overall (W, L, Pct.) for Boise State, San Diego State, etc.

Leading the offense

Junior Marcus McMaryion has made the start at quarterback for the Bulldogs over the last three games - starting with the MW opener vs. Nevada on Sept. 30. The transfer QB from Oregon State took over for sophomore Chason Virgil after he made the season's first three starts.

Season Quarterback Stats table with columns QB, C-A-I, Yds, TD, Lng. for McMaryion and Virgil.

→ QB Returners...

• Of the five quarterbacks on the Fresno State roster, Virgil is the only Bulldog in the group that was a member of the team a season ago. He has started 14 games in his career.

→ QB Newcomers...

• Marcus McMaryion joined the group late in fall camp, August 12, after transferring from Oregon State where he completed his undergraduate degree. The Dinuba, Calif. native played in 13 games as a Beaver, starting seven, while totaling 1,689 yards and 11 touchdowns. Last year, McMaryion started the last six games of the season which included back-to-back wins to end the year against Arizona and Oregon. He threw for 1,286 yards and 10 touchdowns in eight games on the year.

• Jorge Reyna, head coach Jeff Tedford's first commitment after taking the job, was the Metro League Offensive Player of the Year in 2016 after passing for 3,646 yards and 39 touchdowns at West Los Angeles College. He led all California junior colleges in completions, completion percentage and passing yards per game prior to joining the Bulldogs in the spring.

• The 'Dogs also added freshmen Kyle Lindquist and Brent Bailey to the depth chart.

McMaryion first three starts

Junior quarterback Marcus McMaryion is the first quarterback since Dave Telford in 1987 to win his first three starts under center as a Bulldog.

Telford, who played at Fresno State from 1987-88 and still shares the program's best single-game passing mark with Derek Carr (536 yards), started the 'Dogs second, fourth and fifth games of the 1987 season. The 'Dogs defeated Western Illinois (20-17), Long Beach State (30-7) and Southern Illinois (35-0), all at home, as Fresno State finished the year 6-5.

Rivers in the Valley

With his father Ron Rivers starring for the Bulldogs in the early 90's, Ronnie Rivers is making his own name in Valley this season. With his fifth start of the season last weekend against New Mexico, he has tied Kelly Skipper for the most starts by a true freshman running back at Fresno State since 1985.

→ In the season opener versus Incarnate Word, the Brentwood, California native became the first true freshman at Fresno State to start at running back in a season opener since 1980 (records are inconclusive from the first year freshmen were eligible to play in 1972 through 1979).

→ Rivers has led the Bulldogs in rushing in all five of the team's six games this season.

→ When Rivers made his return to the Bay Area on Oct. 7, the back rushed for a season-high 105 yards and two touchdowns.

→ Fresno State is 4-0 this season when Rivers has found the endzone.

Taking care of the ball

After committing three turnovers against Nevada, Fresno State has committed one turnover in the last two games. Since the 'Dogs joined the Mountain West, Fresno State has had no more than four games in a season without committing a turnover.

→ The Bulldogs rank No. 19 in the FBS and No. 2 in the MW with six turnovers lost.

→ The six turnovers lost is the lowest total for the Bulldogs through six games dating back to 2005 when the 'Dogs also committed six turnovers. Like this season, the 2005 team also threw three interceptions and lost three fumbles through its first six games.





Experience paying off for offensive line

With 65 career starts along the offensive line entering the season, Fresno State has allowed just five sacks through six games in 2017. The 0.83 sacks allowed per game ranks No. 9 in the FBS and No. 2 in the MW. Ranking 96th with 2.58 allowed per game in 2016, this year's group which features only one first-time starter has held up against two team's which ranked in the top 20 in 2016 in sacks.

→ Of the eight teams ahead of the 'Dogs, two feature a triple-option offense (Army, Navy) which allows for less opportunities to give up sacks.

→ The 'Dogs have allowed more than one sack in a game just once this season (Alabama).

Table with 4 columns: Position, 2017, 2016, 2015. Rows include Left Tackle, Left Guard, Center, Right Guard, and Right Tackle.

Locking down when it matters

When the Bulldogs have needed to get stops this season, they have been one of the stoutest in the Mountain West, ranking first in the league with an opposing third-down conversion rate of 28.6 percent (22-of-77), a stat which ranks No. 12 in the FBS. Incarnate Word went 3-of-16 on third down in the Bulldogs' opener, Fresno State stopped No. 1 Alabama six times (4-of-10) on third down and four times (3-of-7) at No. 6 Washington. The trend has continued since conference play has begun, holding Nevada to 5-of-17 and San Jose State to 5-of-13 on third down. New Mexico's option attack could do little against the Bulldogs defense either as the 'Dogs held the Lobos to just 2-of-14 on third down.

→ When opponents have faced fourth downs, the Bulldogs' defense has been particularly stingy, holding opponents to an 11.1 percent (1-of-9) conversion rate which ranks No. 3 in the FBS. New Mexico was the latest opponent to be held without a fourth-down conversion, with the second of two failed attempts coming on a fourth-quarter goal-line stand as the 'Dogs defense preserved its shutout.

→ No. 1 Alabama is the only team to convert on a fourth-down attempt against the Bulldogs this season. The conversion came on a fourth-and-1 on the Crimson Tide's second possession of the game, a two-yard run from 6-2, 235-pound running back Bo Scarbrough.

→ With its opponents' low conversion rates, Fresno State has allowed 99 first downs this season which ranks No. 16 in the FBS and No. 2 in the MW.

No fly zone

With a revamped secondary which includes three first-time starters, defensive backs coach J.D. Williams' group has produced seven interceptions on the year through six games. With just one pick through the first three games, the secondary has come up with six INTs over the last three games. The 'Dogs have already surpassed the team's 2016 INT total, which stood at five, and are two short from matching the 2014 and 2015 teams that produced nine, respectively.

→ With all seven interceptions coming from defensive backs this season, that number has surpassed the interception totals for Fresno State DBs during each of the last three seasons. The duo of Tyquwan Glass and Shannon Edwards recorded five combined picks in 2015.

Team Captains

Seniors Aaron Mitchell (OL) and Malik Forrester (DT) were named the Bulldogs' 2017 captains prior to the season opener. The duo will be the team's permanent captains while two others will be named on a game-by-game basis.

WEEK-BY-WEEK ELECTED CAPTAINS

- Sept. 2: KeeSean Johnson/DeShawn Potts
Sept. 9: James Bailey/Da'Mari Scott
Sept. 16: Nathan Madsen/Kyle Riddering
Sept. 30: Robert Stanley/Micah St. Andrew
Oct. 7: KeeSean Johnson/James Bailey
Oct. 14: Nathan Madsen/Da'Mari Scott

THE MOUNTAIN WEST

2017 MW Predicted Order of Finish (announced July 25)

Table with 3 columns: West Division, 1st-place votes, Points. Lists teams from San Diego State to Fresno State.

Table with 3 columns: Mountain Division, 1st-place votes, Points. Lists teams from Boise State to Utah State.

2017 Mountain West Football Preseason All-Conference Team

OFFENSE

Table listing offensive players: QB Josh Allen, WR Michael Gallup, RB Rashaad Penny, OL Jake Bennett, OL Austin Corbett, OL Dejon Allen, OL Aaron Jenkins, OL Mason Hampton, TE David Wells.

DEFENSE

Table listing defensive players: DL David Moa, DL Malik Reed, DL Garrett Hughes, DL Mike Hughes, LB Jahlani Tavai, LB Logan Wilson, LB Frank Ginda, DB Andrew Wingard, DB Andre Chachere, DB Tyler Horton, DB Trayvon Henderson.

SPECIALISTS

Table listing specialists: P Michael Carrizosa, PK John Baron II, RET Rashaad Penny.

Offensive Player of the Year:

Josh Allen, Jr., QB, Wyoming

Defensive Player of the Year:

Andrew Wingard, Jr., DB, Wyoming

Special Teams Player of the Year:

Rashaad Penny, Sr., KR, San Diego State

\* - Member of the 2016 All-MW First Team

\*\* - Member of the 2016 All-MWT Second Team





GAME-BY-GAME

2017 OFFENSE GAME-BY-GAME

RUSHING

Game	Att.	Yds.	TD	Long
UIW	40	199	4	30
@ALA	22	58	0	15
@UW	31	119	0	19
NEV	38	192	1	19
@SJSU	51	212	3	15
UNM	36	227	2	57
@SDSU				
UNLV				
BYU				
@UH				
@WYO				
BSU				

PASSING

Game	Passes	Yds.	TD	Long
UIW	23	414	4	65
@ALA	41	216	1	30
@UW	36	194	1	23
NEV	32	312	3	63
@SJSU	26	136	0	45
UNM	23	299	3	75
@SDSU				
UNLV				
BYU				
@UH				
@WYO				
BSU				

2017 DEFENSE GAME-BY-GAME

RUSHING DEFENSE

Game	Att.	Yds.	TD	Long
UIW	27	-30	0	11
@ALA	39	305	3	55
@UW	30	92	2	28
NEV	23	61	1	14
@SJSU	33	108	0	18
UNM	37	109	0	14
@SDSU				
UNLV				
BYU				
@UH				
@WYO				
BSU				

PASSING DEFENSE

Game	Passes	Yds.	TD	Long
UIW	31	155	0	34
@ALA	27	192	2	24
@UW	28	328	4	73
NEV	31	253	2	40
@SJSU	26	97	1	16
UNM	30	213	0	44
@SDSU				
UNLV				
BYU				
@UH				
@WYO				
BSU				

SACKS/TFLS

Game	Sacks	Yds.	TFL	Yds.
UIW	2	20	9.0	45
@ALA	1	8	4.0	19
@UW	1	6	10.0	25
NEV	3	23	5.0	31
@SJSU	4	24	9.0	33
UNM	2	8	5.0	15
@SDSU				
UNLV				
BYU				
@UH				
@WYO				
BSU				

Don't throw his way

A season ago, defensive back Jaron Bryant was seeing playing time primarily on special teams as a true freshman. This August, the Bulldog sophomore seized one of two starting cornerback spots during fall camp. Bryant has showed why he earned the starting nod, producing three interceptions while returning one for a touchdown during the first two Mountain West games.

- Bryant ranks No. 14 in the FBS in interceptions per game (0.5) and is third in the MW.
- Against Nevada, he became the first Bulldog since L.J. Jones on Sept. 28, 2013 to grab two interceptions in a game. With an 18-yard return for a touchdown on his first-career pick, Bryant recorded the Bulldogs' first interception return for a touchdown since Shannon Edwards on Sept. 12, 2015.
- Bryant is the first Bulldog since Phillip Thomas in 2012 to record three INTs in a two-game span.

Being opportunistic

Under first-year defensive coordinator Orlondo Steinauer, a coach who had a reputation in the Canadian Football League for producing turnover-hungry defenses, Fresno State has already forced 13 turnovers through six games, 11 of which have come during the last four games. The 'Dogs rank No. 21 in the FBS in turnovers gained, an increase of 105 spots from where they finished in 2016.

- With 11 turnovers forced over the last four games, it is the first time Fresno State has forced at least 11 in that span since 2012 when the 'Dogs produced two four-game stretches with 12 and 15 turnovers.
- The Bulldogs 13 forced turnovers has already surpassed the team's 2016 total of nine.
- Fresno State is currently on pace to surpass its turnovers gained total from each of the past four seasons (9 in 2016; 20 in 2015; 20 in 2014, 23 in 2013).

Creating havoc in the opposing backfield

At No. 6 Washington, Fresno State totaled 10 tackles for a loss, its most in a game since Nov. 29, 2014 versus Hawai'i when the team produced 11. Three weeks later, the Bulldogs totaled nine at San Jose State. Through six games, the Bulldogs have totaled 42 TFLs, 14 shy of their 12-game total in 2016. The 'Dogs 7.0 TFLs per game rank No. 28 in the FBS and No. 3 in the MW in 2017.

- Four of Fresno State's six fumble recoveries have been from forced fumbles behind their opponents' line of scrimmage.
- 19 Bulldogs have recorded at least a half tackle for a loss this season.

Shutting down the run

During the last two seasons, Fresno State had allowed 234.7 and 247.4 yards rushing per game, averages that ranked 116th and 123rd overall in the FBS and were the program's worst during the last quarter century. With a new defensive staff in place in 2017 and a shift from a 3-4 to a 4-3, the Bulldogs are allowing just 107.5 yards per game on the ground, their lowest during that same time span.

- Fresno State has allowed only one opponent this season to rush for more than 110 yards, No. 1 Alabama. The Crimson Tide, which rank No. 7 in the FBS in rushing offense, and third among non-triple option offenses, ran for 305 yards on the 'Dogs.
- Last weekend, the Bulldogs held New Mexico's rushing attack to 109 yards after the Lobos averaged 266.8 entering the game - it was the fewest amount of yards New Mexico has rushed for since Sept. 15, 2012 at Texas Tech (84).





**New starters impacting the defense**

With five new primary starters on its defense (Jeffrey Allison, George Helmuth, Juju Hughes, Jaron Bryant, Johnny Johnson Jr.), the group has helped turn the Bulldogs defense into one of best in the country in 2017 as they rank No. 21 in total defense, allowing 313.8 yards per game, which is second in the MW. The quintet have accounted for 149 tackles, 10.5 tackles for a loss, four sacks, three forced fumbles, one fumble recovery, five interceptions and eight pass breakups.

→ Allison (48), Hughes (35) and Helmuth (30) are the team's top three tacklers.

**Bulldog shutouts**

With its shutout of New Mexico on Oct. 14, Fresno State secured its second of the season. This is the 30th time in program history that the Bulldogs have recorded multiple shutouts in a season, and only third time during the modern era (1976, 1988, 2017).

→ The 38-0 defeat of the Lobos was the first shutout for the Bulldogs in the Mountain West, and most points scored in a shutout of a conference opponent since scoring 42 against SMU on Oct. 30, 2004.

→ The 1988 team holds the most shutouts in the modern era with three, while the 1942 team holds the program record with seven.

→ Fresno State has posted two shutouts in a season 15 times.

→ The 104 points the Bulldogs have scored during their two shutouts in 2017 is the highest in program history in a two-shutout season.

**'Dogs stingy run defense faces tough test**

The 'Dogs run defense ranks second in the Mountain West and 14th in the nation limiting opponents to only 107.5 yards on the ground per game while SDSU has a potent running attack averaging 202.9 yards per game (5th in the MW) and is led by senior running back Rashaad Penny.

The Norwalk, Calif., native has been one of the top running backs nationally early this season as he enters Saturday's game against the 'Dogs ranking third in the country with 1,046 rushing yards for an average of 149.4 yards per game (5th nationally). Penny is tied with Auburn running back Kerryon Johnson for first in the nation with 13 total touchdowns and is sixth in the country with 10 rushing touchdowns.

**First time participation/true freshmen starters**

- Thirty-four Bulldogs have seen their first game action while at Fresno State this season.
- 13 players have seen their first career starts in a Bulldog uniform this season.
- 17 freshmen have seen action for the first time, including seven true freshmen.

**First Time Starters**

1. RB Ronnie Rivers (Fr.)
2. RB Jordan Mims (Fr.)
3. OL Netane Muti (RFr.)
4. DB Juju Hughes (So.)
5. DB Jaron Bryant (So.)
6. TE Jared Rice (So)
7. LB Jeffrey Allison (So.)
8. LB George Helmuth (Jr.)
9. QB Marcus McMaryion (Jr.)
10. RB Dejonte O'Neal (Jr.)
11. WR Namani Parker (Jr.)
12. LB Justin Green (Sr.)
13. DB Johnny Johnson Jr. (Sr.)

**First Game Action**

1. LB Richard Cage (Fr.)
2. DE Damien DeGruy (Fr.)
3. RB Jordan Mims (Fr.)
4. DB Arron Mosby (Fr.)
5. RB Ronnie Rivers (Fr.)
6. OL Syrus Tuitele (Fr.)
7. OL Quireo Woodley (Fr.)
8. DT Kevin Atkins (RFr.)
9. TE Donte Coleman (RFr.)
10. LB Tainoa Foster (RFr.)
11. DB Kenny Gagnon (RFr.)
12. DE Kevin Jeanniton (RFr.)
13. RB Saevion Johnson (RFr.)
14. OL Netane Muti (RFr.)
15. RB Deonte Perry (RFr.)
16. LS Jacob Westberry (RFr.)
17. LB Andrew Wright (RFr.)
18. WR Derrion Grim (So.)
19. DT Keiti Jakopo (So.)
20. DB Ka'Lonn Milton (RSo.)
21. OL Markus Boyer (Jr.)
22. WR Brian Burt (Jr.)
23. DB Sherman Coleman Jr. (Jr.)
24. WR Anthony Grayson (Jr.)
25. TE Gunner Javernick (Jr.)
26. DE Kwami Jones (Jr.)
27. LB Kesomi Mafi (Jr.)
28. DB Maamaloa Mafi (Jr.)
29. QB Marcus McMaryion (Jr.)
30. DE Emeka Ndoh (Jr.)
31. WR Namani Parker (Jr.)
32. OL Shane Game (RJr.)
33. DB Johnny Johnson Jr. (Sr.)
34. DB Ronnie Manning (Sr.)

- In 2016, Fresno State had 30 players see their first game action (seven true freshman).
- In 2015, Fresno State had 30 players see their first game action (four true freshmen).
- In 2014, Fresno State had 22 players see their first game action (eight true freshmen).

**LAST TIME IN REVIEW...**

**SAN DIEGO STATE AT  
FRESNO STATE**

**Game Info:**

Friday, Oct. 14, 2016  
Bulldog Stadium • Fresno, Calif.  
Attendance: 24,731

**Score by Quarters:**

	1	2	3	4	FINAL
SDSU	3	7	7	0	- 17
Fresno St.	0	0	3	0	- 3

**SCORING SUMMARY**

(Third line: drive, TOP, Score FS-NM)

SDSU	1st	04:21
BARON	47 yd field goal	
6-17	3:10	3-0
SDSU	2nd	09:15
PUMPHREY	2 yd run (BARON kick)	
11-75	5:34	10-0
FS	3rd	09:54
KROENING	39 yd field goal	
13-54	5:06	10-3
SDSU	3rd	00:09
PUMPHREY	13 yd run (BARON kick)	
9-52	3:28	17-3

**TEAM STATS**

	SDSU	Fresno St
First Downs	25	10
Rushing Att-Yards	61-292	24-78
Passing Cmp-Att-Yds	7-12-72	15-27-139
Total Plays-Yards	73-364	51-217
Fumbles-Lost	2-0	0-0
Penalties-Yards	6-65	5-36
Punts-Yards	4-145	5-197
Average	36.2	39.4
Net	36.2	39.4
Punt Returns (#-Yds-TD)	1-0-0	0-0-0
Kickoff Returns (#-Yds-TD)	2-41-0	4-91-0
Interceptions-Yards-TD	3-20-0	0-0-0
Fumble Ret-Yards-TD	0-0-0	0-0-0
Time of Possession	37:19	22:41
3rd Downs	7-of-13	5-of-14
4th Downs	0-of-1	0-of-2
Sacks By	2-12	1-1

**INDIVIDUAL LEADERS**

**Rushing (att-yds-TD):**

SDSU - Donnell Pumphrey (38-220-2)

FS - Chason Virgil (9-44-0)

**Passing (cmp-att-int-yds-TD):**

SDSU - Christ Chapman (7-12-0-72-0)

FS - Chason Virgil (16-26-2-139-0)

**Receiving Yards (no-yds-TD):**

SDSU - David Wells (3-30-0)

FS - KeeSean Johnson (8-56-0)

**Defense (ST-AT-TT-TFL-Sack):**

SDSU - (4-6-10-0-0)

FS - Stratton Brown (6-8-14-1.0-0)

**Interceptions (no-yds-TD):**

SDSU - Kameron Kelly (1-20-0)

FS - None





Return to roots

Did you know Jeff Tedford is one of 21 head coaches to be at the helm of his alma mater?

Table with 2 columns: Head Coach and Alma Mater. Lists 21 coaches and their alma maters, including John Bonamego (Central Michigan), Mike Neu (Ball State), and Jeff Tedford (Fresno State).

Dogs with NFL Ties

When it comes to NFL lineage, 10 current Bulldogs have at least one relative who either played in or is currently playing in the NFL. Two 'Dogs, Austin Harper and Leevil Tatum III, each have two family members who have spent time in the league.

- List of 10 players and their NFL relatives: Markus Boyer (father), Austin Harper (cousins), Kyle Hendrickson (father), Keiti Iakopo (cousin), Ronnie Manning (uncle), Talalemotu Mauga (brother), Ka'Lonn Milton (uncle), Ronnie Rivers (father), Robert Stanley (brother), Leevil Tatum III (uncle).

Bulldogs in the NFL

Ten former 'Dogs are currently on active NFL rosters and here is a quick look at how each performed in Week 6.

- Player updates for Davante Adams (WR, Packers), Derek Carr (QB, Raiders), Chris Carter (LB, Redskins), Tyeler Davison (DT, Saints), Bryce Harris (OT, Saints), Ben Jacobs (LB, Panthers), Curtis Riley (DB, Titans), Derron Smith (DB, Bengals), Charles Washington (Lions), and Kenny Wiggins (OL, Chargers).

FRESNO STATE FBS RANKINGS

Table of Fresno State FBS rankings for various statistics, including 3rd Down Conversion Pct (110), Completion Percentage (37), and Turnovers Lost (19).

SAN DIEGO ST. FBS RANKINGS

Table of San Diego St. FBS rankings for various statistics, including 3rd Down Conversion Pct (66), Completion Percentage (65), and Turnovers Lost (9).







Tracking first downs and cumulative yardage

GAME-BY-GAME FIRST DOWNS (2017)

Table with columns: Opponent, (BY QUARTER), TOTAL. Rows include Incarnate Word, at Alabama, at Washington, Nevada, at San Jose State, New Mexico.

CUMULATIVE YARDAGE GAINED BY QUARTER (2017)

Table with columns: Opponent, 1Q, 2Q, 3Q, 4Q, OT. Rows include Incarnate Word, at Alabama, at Washington, Nevada, at San Jose State, New Mexico.

GAME-BY-GAME FIRST DOWNS (2016)

Table with columns: Opponent, (BY QUARTER), TOTAL. Rows include at Nebraska, Sacramento State, at Toledo, Tulsa, at UNLV, at Nevada, San Diego State, at Utah State, Air Force, at Colorado State, Hawai'i, San Jose State.

CUMULATIVE YARDAGE GAINED BY QUARTER (2016)

Table with columns: Opponent, 1Q, 2Q, 3Q, 4Q, OT. Rows include at Nebraska, Sacramento St., at Toledo, Tulsa, at UNLV, at Nevada, San Diego St., at Utah State, Air Force, at CSU, Hawai'i, San Jose State.

They play who back-to-back ?

Fresno State played back-to-back games during nonconference action against teams that played in the College Football Playoff in 2016, at Alabama and at Washington. The Bulldogs traveled to Tuscaloosa on Sept. 9 for a contest at No. 1 Alabama and fell 41-10, and the following weekend, in Seattle on Sept. 16, fell 48-16 to No. 6 Washington. Looking back on teams' previous schedules since the CFP started, it can be argued that no Group of 5 team has faced a tougher schedule in that time. In the three years of the CFP, there have only been three other teams that have had to face two reigning CFP programs in the same season - Auburn (SEC), Florida (SEC) and Florida State (ACC).

Summary table listing back-to-back opponents: Fresno State (2017—at Alabama, at Washington), Florida State (2017—at Clemson, vs. Alabama), Florida (2015—Florida State, vs. Alabama), Auburn (2017—at Clemson, Alabama; 2016—Clemson, at Alabama).

→ The Bulldogs' matchups with then-ranked No. 1 Alabama (week 2 rankings) and then-ranked No. 6 Washington (week 3 rankings) marked the first time in program history Fresno State played Top 10 opponents in back-to-back weeks. It was the third time in a season that Fresno State played two teams in the top 10 in the same season. The 'Dogs hosted No. 10 Wisconsin and went to No. 8 Boise State in 2008 and traveled to No. 10 Nebraska and hosted No. 5 Boise State in 2011.

Fresno State vs. No. 1 ranked teams

The Bulldogs faced the nation's No. 1-ranked team for the third time in the program's history on Sept. 9. The Alabama Crimson Tide defeated Fresno State 41-10 in front of 101,127 fans at Bryant-Denny Stadium and dropped to 0-3 all-time against top-ranked teams. The two previous occasions were against USC in 2005, falling 50-42, and against Oklahoma in 2003, dropping that contest 52-28. Interestingly enough, those two seasons (2003/2005) are also the only times that Fresno State has played the eventual Heisman Trophy winner in a season as OU quarterback Jason White picked up the hardware in 2003 and USC running back Reggie Bush took home the award in 2005.

Five 'Dogs on National Preseason Watch Lists

During the offseason leading into their respective 2017 campaigns, five bulldogs were named to national preseason watchlists:

- Aaron Mitchell (Rimington Trophy Watch List)
• Kody Kroening (Lou Groza Collegiate Place-Kicker Award)
• KeeSean Johnson (Biletnikoff Award)
• Nela Otukolo (Polynesian College Football Player of the Year Award)
• Chason Virgil (Earl Campbell Tyler Rose Award)

Fresno State honors Derek Carr

At Fresno State's season opener, Derek Carr was in attendance to have his jersey retired - becoming the seventh person in the 95-year history of the program. He joins the likes of his brother David Carr, as well as Trent Dilfer, Henry Ellard, Dale Messer, Vince Petrucci and Kevin Sweeney. His brother David, and family, was in attendance as will as Fresno State alum and close friend Paul George for the celebration.

→ Fresno State is the only school that can claim selections for the NFL Pro Bowl (Derek Carr), NBA All-Star Game (Paul George) and MLB All-Star Game (Aaron Judge) from the last calendar year.





**Consistency is key**

Since their respective redshirt freshman seasons, both in 2015, juniors KeeSean Johnson and Jamire Jordan have been steady pass catchers for Bulldog quarterbacks. Both wide outs have one career game without a catch - Johnson's zero catch game was his second career game (at Ole Miss in 2015) while Jordan went without a catch in a game for the first time in his career on Sept. 16 at Washington.

→ Johnson, with 28 consecutive games with at least one reception, is among a group of 19 individuals in the nation that carries a streak more than 25 games. Jordan's streak came to a halt after 26 consecutive games with at least one catch, which started in his collegiate debut on Sept. 3, 2015.

→ The Bulldogs are the only Mountain West team with two returning receivers (Johnson and Jordan) that had more than 45 catches last season.

**Walking the talk**

Junior wide receiver KeeSean Johnson entered the season as a Biletnikoff Award watch lister and traveled to Mountain West media days to represent Fresno State's offense. Highly touted during the preseason, Johnson has backed up that talk with production on the field over the first half of the season,

**WHERE K. JOHNSON RANKS...**

Receptions per game - 5.5: 44th FBS, 5th MW  
Total Receiving yards - 487 yards: 46th FBS, 6th MW  
Receiving yards per game - 81.2: 40th FBS, 5th MW  
Receiving TDs - 4: 50th FBS, 5th MW

leading the team with 33 catches, 487 receiving yards and four touchdowns. The Palo Alto, California native manufactured team bests in receptions in four of six games – hauling in 5.5 receptions per game. Johnson has busted 100 yards three times and has done so twice in the last three games after entering the season with one 100-yard game on his resume.

2017 ACTIVE STREAK OF CONSECUTIVE GAMES WITH A RECEPTION	
Player, School	Games
Allen Lazard, Iowa State	41
James Washington, Oklahoma State	38
Calvin Ridley, Alabama	37
Ryan Yurachek, Marshall	35
Jaylen Samuels, NC State	35
Phil Mayhue, Memphis	34
Christian Kirk, Texas A&M	33
Anthony Miller, Memphis	31
Cody Thompson, Toledo	30
Courtland Sutton, SMU	30
Richie James, Middle Tennessee	30
Deon Cain, Clemson	29
Jonathan Duhart, Old Dominion	28
Jalen McCleskey, Oklahoma State	28
Emanuel Thompson, Troy	28
<b>KeeSean Johnson, Fresno State</b>	<b>28</b>
D.J. Moore, Maryland	27
Malik Turner, Illinois	26
Matt VandeBerg, Iowa	25

**Tedford's no stranger to Qualcomm (now SDCCU Stadium)**

While this is the first trip for Coach Tedford to face West Division rival San Diego State as the head coach of the Bulldogs, his team's made the city of San Diego a frequent bowl destination as the head coach at Cal in his 11 seasons (2002-11). Of the eight bowl games Cal advanced to, the Bears played four times in San Diego. Three times in the Holiday Bowl and once in the Poinsettia Bowl.

→ Cal did not face San Diego State while Coach Tedford during the year's he was at the helm.

Furthermore, while an assistant coach at Fresno State from 1992-97, the Bulldogs made four trips south (1992, '94, '95, and '96). Arguably the most memorable could be Tedford's first trip in 1992 when the 'Dogs sealed a bid to their a major bowl game - accepting a bid to the Freedom Bowl the next day - behind the game's final drive led by Trent Dilfer that was capped with a one-handed 6-yard TD grab by Tydus Winans with 14 second left to give the Bulldogs the win. Ron Rivers, current Bulldog Ronnie Rivers' father, led the ground game in that contest with 16 carries for 173 yards and two touchdowns.

**This N' That**

- Fresno State is 3-0 in Mountain West play for the first time since 2013.
- Fresno State owns a 32:32 time of possession per game average - trailing only San Diego State (33:01) and Hawai'i (32:58) in the MW. It ranks 21st in the FBS. The Bulldogs highest end-of-year T.O.P. since 1993 is 32:16, posted in 2010.
- Fresno State is plus-7 in turnover margin, ranking ninth in the FBS (and second in the MW to Wyoming's nation's third-best plus-11).
- Marcus McMaryion ranks first in the MW and 14th in the FBS in pass efficiency (155.9).
- Marcus McMaryion opened the first half vs. New Mexico 10-of-13 for 216 yards and 2 TDs. In the first half of McMaryion's first three games as a starter he is 41-of-52 for 621 yards and five TDs.
- Middle linebacker Jeffrey Allison leads the team with 48 tackles. His 8.0 tackles per game ranks 12th-best in the conference. Allison recorded 21 tackles as a true freshman in 12 games a season ago.

**Classroom Excellence**

On July 18, three Bulldog football student-athletes were named Mountain West Scholar-Athlete from the 2016--17 academic year. MW scholar-athletes must a 3.5 cumulative grade point average or better.

- LB Jeffrey Allison – Criminology (Law Enforcement)
- TE Kyle Hendrickson – MCJ (Public Relations)
- LB Trent Soechting – Construction Management

→ Two Bulldogs enter 2017 with bachelor's degrees: K Jimmy Camacho and DT Nathan Madsen.





# JEFF TEDFORD

HEAD COACH

1ST SEASON | FRESNO STATE (1992)

Jeff Tedford, 55, was named the 19th head football coach in Fresno State history on Nov. 10, 2016 and was introduced to the Red Wave by Director of Athletics Jim Bartko at a press conference on Nov. 11, 2016.

Tedford, a former Bulldog quarterback and Fresno State assistant coach, returned to the Valley after holding the position of offensive consultant for the Washington Huskies – a 2016 College Football Playoff team.

Tedford assumed the role of acting head coach on Nov. 27, following the conclusion of the 2016 season as interim head coach Eric Kiesau carried out his duties for the remaining two games following Tedford's introduction.

Tedford, who is a proven winner on the West Coast, comes to the Valley with 11 years of head coaching experience at the Division I level – having led the California Golden Bears to 82 wins from 2002-2012. He left as the school's all-time winningest coach.

Tedford's ties to the Valley and Fresno State run deep. He played quarterback at Fresno State in 1981-82 under Jim Sweeney and coached at Fresno State under Sweeney from 1987-88 and 1992-96, and under a then-first-year head coach Pat Hill in 1997.

Tedford's coaching career started at Fresno State, volunteering as an assistant for the 1987-88 seasons, from there he picked up his first full-time position as an assistant for the Calgary Stampeders of the Canadian Football League – a familiar league in which he played quarterback for six seasons after his collegiate career at Fresno State.

He returned to Fresno State in 1992 as the quarterbacks coach and served as the offensive coordinator for the

Bulldogs over the ensuing five seasons.

Tedford held the same position at Oregon (1998-2001) before he became the head coach at Cal. He was named the Pac-10 coach of the year twice, led the Golden Bears to a school record seven consecutive bowl games and to a conference title in 2006.

Following Tedford's stint at Cal, he moved on to the NFL in 2014 as the Tampa Bay Buccaneers' offensive coordinator. The stop did not last long due to health issues during the preseason that evolved into an indefinite leave of absence which resulted in the two sides mutually agreeing to part ways.

Tedford made his return to the CFL in 2015 as he was named the head coach of the B.C. Lions. At the conclusion of the season, Tedford elected to exercise an option in his contract to resign and pursue opportunities in college football.

Tedford made his return to college football as an offensive consultant for the Washington Huskies under head coach Chris Peterson in 2016. A relationship rekindled after their time together as assistants at Oregon under then-coach Mike Bellotti. Washington's staff also included associate head coach Bob Gregory, who served as Tedford's defensive coordinator at Cal for eight seasons.

Tedford graduated from Warren High School in Downey and attended Cerritos Junior College for two seasons before becoming the Bulldogs' quarterback in 1981.

He and his wife Donna have two children, Taylor and Quinn.



### COACHING EXPERIENCE

#### Fresno State (2016-Pres.)

- Head Coach

#### Washington (2016)

- Offensive Consultant

#### B.C. Lions-CFL (2015)

- Head Coach

#### Tampa Bay Bucs-NFL (2014)

- Offensive Coordinator

#### California (2002-12)

- Head Coach

#### Oregon (1998-01)

- Offensive Coordinator

#### Fresno State (1992-97)

- Offensive Coordinator/  
Assistant Coach (QBs)

#### Calgary-CFL (1989-91)

- Offensive Assistant

#### Fresno State (1987-88)

- Volunteer Assistant Coach

## Fresno State Assistant Coaches

Offense



**Kalen DeBoer**  
Offensive Coordinator  
1st Season at FS



**Jamie Christian**  
Running Backs/  
Special Teams Coordinator/  
1st Season at FS



**Ryan Grubb**  
Offensive Line/  
Run Game Coordinator/  
1st Season at FS



**Kirby Moore**  
Wide Receivers  
1st Season at FS




**Scott Thompson**  
Tight Ends  
1st Season at FS



**D.J. Harper**  
Graduate Assistant  
1st Season at FS



**Dylan Chmura**  
Graduate Assistant  
1st Season at FS



**Brad Vonnahme**  
Analyst  
1st Season at FS

Defense



**Orlando Steinauer**  
Defensive Coordinator  
1st Season at FS



**Jamar Cain**  
Defensive Line  
1st Season at FS



**Bert Watts**  
Linebackers  
1st Season at FS



**J.D. Williams**  
Defensive Backs  
1st Season at FS



**Matt Lea**  
Graduate Assistant  
1st Season at FS



**C.J. McGorisk**  
Graduate Assistant  
1st Season at FS

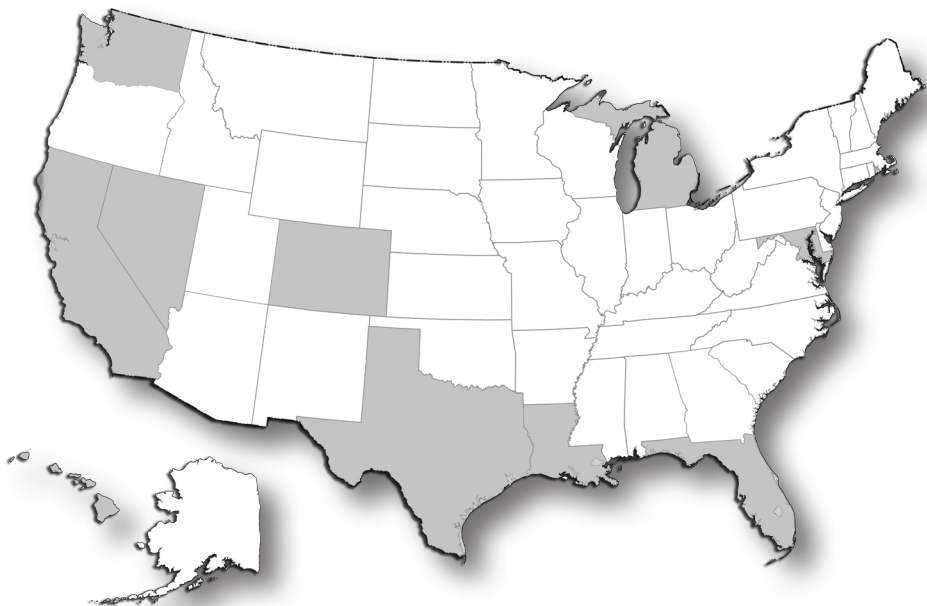


**Lucus Gingod**  
Analyst  
1st Season at FS





# GEOGRAPHICAL ROSTER



## CALIFORNIA (80)

Bakersfield: Chris Coleman  
 Brentwood: Ronnie Rivers  
 Buena Park: Andrew Wright  
 Canoga Park: Deonte Perry  
 Carson: Zelan Tupuola  
 Chico: Kyle Lindquist  
 \_\_\_\_\_ Syrus Tuitele  
 Chino: Shane Gama  
 Clovis: Clayton Alexander  
 \_\_\_\_\_ Josh Hokit  
 \_\_\_\_\_ Tanner Rice  
 Compton: Wylan Free  
 Concord: Alex Cruz  
 Corona: Richard Cage  
 Dinuba: Marcus McMaryion  
 Downey: Jorge Reyna  
 Durham: Cody Pound  
 East Palo Alto: Jordan Mims  
 Escondido: Kyle Hendrickson  
 Eureka: Nathan Madsen  
 Fountain Valley: Asa Fuller  
 Fremont: Ryan Popolizio  
 Fresno: Brent Bailey  
 \_\_\_\_\_ Frank Dalena  
 \_\_\_\_\_ Jasad Haynes  
 \_\_\_\_\_ George Helmuth  
 \_\_\_\_\_ Kevin Jeanniton  
 \_\_\_\_\_ Johnny Johnson, Jr.  
 \_\_\_\_\_ Ronnie Manning  
 \_\_\_\_\_ Ka'Lonn Milton  
 \_\_\_\_\_ Dejonte O'Neal  
 \_\_\_\_\_ Michiah Quick  
 \_\_\_\_\_ Kyle Riddering  
 \_\_\_\_\_ Leevel Tatum III

Hanford: Juju Hughes  
 Huntington Beach: Markus Boyer  
 \_\_\_\_\_ Keiti Iakopo  
 Inglewood: Patrick Elima-Jeune  
 Irvine: David Patterson  
 La Puente: Chris Gaston  
 La Quinta: Kenny Gagnon  
 Lancaster: Jamire Jordan  
 Long Beach: Matt Smith  
 Los Angeles: Justin Allen  
 Modesto: Chris Brown  
 \_\_\_\_\_ Jackson Finch  
 \_\_\_\_\_ Jared Rice  
 \_\_\_\_\_ Justin Rice  
 Monrovia: Blake Cusick  
 \_\_\_\_\_ DeShawn Potts  
 Moorpark: Zane Pope  
 Moreno Valley: Mike Bell  
 Murrieta: Kevin Atkins  
 \_\_\_\_\_ Messiah Tyler  
 \_\_\_\_\_ Quireo Woodley  
 Oak Park: Justin Green  
 Oakland: Austin Harper  
 \_\_\_\_\_ Kesomi Mafi  
 \_\_\_\_\_ Maamaloa Mafi  
 \_\_\_\_\_ Kevin Parker  
 Oceanside: Christian Cronk  
 Oxnard: Daniel Moraga  
 Palo Alto: KeeSean Johnson  
 Perris: Jimmy Camacho  
 \_\_\_\_\_ Stephen Van Hook  
 Petaluma: Chantz Russell  
 Redlands: Anthony Grayson  
 Reedley: Emeka Ndoh  
 Rialto: Micah St. Andrew  
 Roseville: Namani Parker

Sacramento: Nick Aibuedefe  
 \_\_\_\_\_ David Tangipa  
 San Diego: Aaron Mitchell  
 San Jose: Kody Kroening  
 San Mateo: Kwami Jones  
 Sanger: Arron Mosby  
 Stockton: Derrion Grim  
 Tulare: Romello Harris  
 Vacaville: Mykal Walker  
 \_\_\_\_\_ Patrick Williams, Jr.

## COLORADO (1)

Canon City: Gunner Javernick

## FLORIDA (3)

Bradenton: Jacob Westberry  
 Miami: Jeffrey Allison  
 North Miami Beach: Patrick Belony

## HAWAII (2)

Honolulu: Tainoa Foster  
 Wahiawa: Netane Muti

## LOUISIANA (1)

New Orleans: Damien DeGruy

## MARYLAND (1)

Annapolis: Malik Forrester

## MICHIGAN (1)

Muskegon Heights: Da'Mari Scott

## NEVADA (4)

Fallon: Talaemotu Mauga  
 Las Vegas: Logan Hughes  
 \_\_\_\_\_ Nela Otukolo  
 \_\_\_\_\_ Robert Stanley

## TEXAS (9)

Austin: James Bailey  
 Fort Worth: Jaron Bryant  
 Galena Park: Tank Kelly  
 Houston: Sherman Coleman, Jr.  
 Katy: Trent Soechting  
 Mesquite: Donte Coleman  
 \_\_\_\_\_ Chason Virgil  
 Missouri City: Tobenna Okeke  
 Pearland: Saevion Johnson

## WASHINGTON (1)

East Wenatchee: Brian Burt

## CANADA (2)

Toronto (Ontario): Matt Boateng  
 Victoria (B.C.): Donate Bull





ALPHABETICAL ROSTER

79	Nick Aibuedefe	OL
40	Clayton Alexander	TE
13	Justin Allen	WR
9	Jeffrey Allison	LB
90	Kevin Atkins	DT
19	Brent Bailey	QB
7	James Bailey	LB
4	Mike Bell	DB
94	Patrick Belony	DT
26	Matt Boateng	DB
51	Markus Boyer	OL
35	Chris Brown	DB
14	Jaron Bryant	DB
72	Dontae Bull	OL
26	Brian Burt	WR
36	Jimmy Camacho	K
42	Richard Cage	LB
3	Chris Coleman	DB
82	Donte Coleman	TE
25	Sherman Coleman, Jr.	DB
58	Christian Cronk	OL
51	Alex Cruz	LB
47	Blake Cusick	P
19	Frank Dalena	WR
1	Damien DeGruy	DE
2	Patrick Elima-Jeune	WR
18	Jackson Finch	DB
97	Malik Forrester	DT
50	Tainoa Foster	LB
8	Wylan Free	DB
37	Asa Fuller	K
28	Kenny Gagnon	DB
76	Shane Gama	OL
15	Chris Gaston	DB
84	Anthony Grayson	WR
40	Justin Green	LB
7	Derrion Grim	WR
25	Austin Harper	RB
32	Romello Harris	RB
93	Jasad Haynes	DT
34	George Helmuth	LB
86	Kyle Hendrickson	TE
33	Josh Hokit	RB
23	Juju Hughes	DB
62	Logan Hughes	OL
98	Keiti Iakopo	DT
80	Gunner Javernick	TE
96	Kevin Jeanniton	DE
3	KeeSean Johnson	WR
17	Johnny Johnson, Jr.	DB
24	Saevion Johnson	RB
33	Kwami Jones	DE
1	Jamire Jordan	WR
6	Tank Kelly	DB
48	Kody Kroening	K
16	Kyle Lindquist	QB
91	Nathan Madsen	DT
13	Kesomi Mafi	LB

Numerical Roster

No.	Name	Pos.	Ht.	Wt.	Cl.	Exp.	Hometown (High School/Previous School)
1	Damien DeGruy	DE	6-3	245	Fr.	1st	New Orleans, La. (McDonogh 35)
1	Jamire Jordan	WR	5-11	171	Jr.	4th	Lancaster, Calif. (Highland)
2	Patrick Elima-Jeune	WR	6-0	187	Fr.	1st	Inglewood, Calif. (Morningside)
2	DeShawn Potts	DB	6-0	200	Jr.	4th	Monrovia, Calif. (Monrovia)
3	Chris Coleman	DB	5-11	180	Fr.	1st	Bakersfield, Calif. (Garces Memorial)
3	KeeSean Johnson	WR	6-2	202	Jr.	4th	Palo Alto, Calif. (Palo Alto)
4	Mike Bell	DB	6-3	205	So.	3rd	Moreno Valley, Calif. (Citrus Hill)
4	Deonte Perry	RB	6-0	185	RFr.	2nd	Canoga Park, Calif. (Canoga Park)
5	Emeka Ndoh	DE	6-0	252	Jr.	3rd	Reedley, Calif. (Immanuel/De Anza College)
5	Chason Virgil	QB	6-1	192	So.	3rd	Mesquite, Texas (West Mesquite)
6	Marcus McMaryion	QB	6-2	195	Jr.	4th	Dinuba, Calif. (Dinuba/Oregon State)
6	Tank Kelly	DB	5-10	185	Jr.	4th	Galena Park, Texas (Galena Park)
7	James Bailey	LB	6-1	225	Jr.	3rd	Austin, Texas (Lake Travis)
7	Derrion Grim	WR	6-1	186	So.	2nd	Stockton, Calif. (McNair/Delta JC/Nebraska)
8	Wylan Free	DB	6-2	172	Fr.	1st	Compton, Calif. (Lynwood)
8	Da'Mari Scott	WR	6-1	210	RSr.	5th	Muskegon Heights, Mich. (Cathedral [L.A.])
9	Jeffrey Allison	LB	6-0	250	So.	2nd	Miami, Fla. (Langston Hughes [Ga.])
10	Nela Otukolo	LB	5-11	240	Jr.	3rd	Las Vegas, Nev. (Bishop Gorman)
10	Jorge Reyna	QB	6-0	210	Jr.	3rd	Downey, Calif. (Pasadena/West LA College)
11	Dejonte O'Neal	RB	5-7	170	Jr.	3rd	Fresno, Calif. (Bullard)
13	Justin Allen	WR	5-11	188	Jr.	4th	Los Angeles, Calif. (Mater Dei)
13	Kesomi Mafi	LB	5-11	219	Jr.	4th	Oakland, Calif. (Oakland/Laney College)
14	Jaron Bryant	DB	6-1	183	So.	2nd	Fort Worth, Texas (Duncanville)
15	Chris Gaston	DB	6-1	183	Fr.	1st	La Puente, Calif. (Bishop Amat)
15	Daniel Moraga	TE	6-3	235	Fr.	1st	Oxnard, Calif. (Pacifica)
15	Arron Mosby	DB	6-4	210	Fr.	1st	Sanger, Calif. (Sanger)
16	Kyle Lindquist	QB	6-4	212	Fr.	1st	Chico, Calif. (Pleasant Valley)
16	Jared Rice	TE	6-5	228	So.	3rd	Modesto, Calif. (Central Catholic)
17	Johnny Johnson, Jr.	DB	5-9	185	Sr.	5th	Fresno, Calif. (Central/UCLA)
18	Jackson Finch	DB	6-1	200	Sr.	4th	Modesto, Calif. (Central Catholic/Contra Costa College)
18	Zane Pope	WR	6-2	187	Fr.	1st	Moorpark, Calif. (Moorpark)
19	Brent Bailey	QB	6-0	212	Fr.	1st	Fresno, Calif. (Clovis North)
19	Frank Dalena	WR	5-8	158	So.	3rd	Fresno, Calif. (San Joaquin Memorial)
20	Ronnie Rivers	RB	5-8	175	Fr.	1st	Brentwood, Calif. (Freedom)
22	Jordan Mims	RB	5-11	190	Fr.	1st	East Palo Alto, Calif. (Menlo-Atherton)
22	Trent Soechting	LB	6-3	220	Jr.	4th	Katy, Texas (Cinco Ranch/Blinn College)
23	Juju Hughes	DB	5-11	180	So.	2nd	Hanford, Calif. (Hanford)
23	Kevin Parker	WR	5-6	150	RFr.	2nd	Oakland, Calif. (Skyline)
24	Saevion Johnson	RB	6-0	194	RFr.	2nd	Pearland, Texas (Pearland Dawson)
25	Sherman Coleman, Jr.	DB	5-9	165	Jr.	3rd	Houston, Texas (Westside/Cisco College)
25	Austin Harper	RB	5-6	157	Sr.	5th	Oakland, Calif. (El Cerrito/Contra Costa/Cal)
26	Matt Boateng	DB	6-0	175	Jr.	4th	Toronto, Canada (Arizona Western College/IMG Academy)
26	Brian Burt	WR	5-11	190	Jr.	3rd	East Wenatchee, Wash. (Eastmont/Ventura College)
27	Ka'Lonn Milton	DB	6-0	185	RSo.	3rd	Fresno, Calif. (Buchanan/Fresno City College)
28	Kenny Gagnon	DB	5-11	184	RFr.	2nd	La Quinta, Calif. (Desert Christian Academy)
29	Justin Rice	LB	6-2	210	So.	2nd	Modesto, Calif. (Central Catholic)
30	Messiah Tyler	LB	5-8	228	RSo.	3rd	Murrieta, Calif. (Vista Murrieta/University of La Verne)
31	Andrew Wright	LB	6-2	210	RFr.	2nd	Buena Park, Calif. (Buena Park)
32	Romello Harris	RB	5-11	186	RFr.	2nd	Tulare, Calif. (Tulare Union/Washington State)
32	Robert Stanley	DE	6-3	245	Sr.	5th	Las Vegas, Nev. (Bishop Gorman)
33	Kwami Jones	DE	6-2	240	So.	2nd	San Mateo, Calif. (Serra/College of San Mateo)
33	Josh Hokit	RB	6-1	220	So.	2nd	Clovis, Calif. (Clovis)
34	George Helmuth	LB	6-1	220	Jr.	4th	Fresno, Calif. (Clovis North)
35	Chris Brown	DB	5-11	190	Fr.	1st	Modesto, Calif. (Modesto Christian)
36	Jimmy Camacho	K	5-10	180	Sr.	4th	Perris, Calif. (Citrus Hill/Riverside CC)
37	Asa Fuller	K	6-2	235	Fr.	1st	Fountain Valley, Calif. (Servite)
38	Maamaloa Mafi	DB	5-11	190	Jr.	3rd	Oakland, Calif. (Oakland/Laney College)
40	Clayton Alexander	TE	6-2	250	Fr.	1st	Clovis, Calif. (Clovis)
40	Justin Green	LB	6-4	210	Sr.	4th	Oak Park, Calif. (Oak Park)
41	Ronnie Manning	DB	5-10	188	Sr.	4th	Fresno, Calif. (Edison/Northern Arizona)
42	Richard Cage	LB	6-1	215	Fr.	1st	Corona, Calif. (Eleanor Roosevelt)
44	Stephen Van Hook	DE	6-2	245	Sr.	5th	Perris, Calif. (Citrus Hill)
47	Blake Cusick	P	6-2	185	So.	3rd	Monrovia, Calif. (Monrovia)
48	Kody Kroening	K	5-11	180	Sr.	4th	San Jose, Calif. (Valley Christian)
48	Tanner Rice	LB	5-11	230	RFr.	2nd	Clovis, Calif. (Clovis)
50	Tainoa Foster	LB	6-2	200	RFr.	2nd	Honolulu, Hawai'i (Kamehameha)
51	Markus Boyer	OL	6-1	304	Jr.	3rd	Huntington Beach, Calif. (Edison/Saddleback JC/UCLA)
51	Alex Cruz	LB	6-2	242	Fr.	1st	Concord, Calif. (Concord)
52	Netane Muti	OL	6-3	310	RFr.	2nd	Wahiawa, Hawai'i (Leilehua)





38	Maamaloa Mafi	DB
41	Ronnie Manning	DB
99	Talalemotu Mauga	DT
6	Marcus McMaryion	QB
27	Ka'Lonn Milton	DB
22	Jordan Mims	RB
77	Aaron Mitchell	OL
15	Daniel Moraga	TE
15	Arron Mosby	DB
52	Netane Muti	OL
5	Emeka Ndoh	DE
11	Dejonte O'Neal	RB
56	Tobenna Okeke	DE
10	Nela Otukolo	LB
23	Kevin Parker	WR
87	Namani Parker	WR
78	David Patterson	OL
4	Deonte Perry	RB
18	Zane Pope	WR
74	Ryan Popolizio	OL
2	DeShawn Potts	DB
55	Cody Pound	OL
81	Michiah Quick	WR
10	Jorge Reyna	QB
16	Jared Rice	TE
29	Justin Rice	LB
48	Tanner Rice	LB
89	Kyle Riddering	TE
20	Ronnie Rivers	RB
67	Chantz Russell	OL
73	Micah St. Andrew	OL
8	Da'Mari Scott	WR
59	Matt Smith	OL
22	Trent Soechting	LB
32	Robert Stanley	DE
88	David Tangipa	TE
92	Leevel Tatum III	DT
65	Syrus Tuitele	OL
75	Zelan Tupuola	OL
30	Messiah Tyler	LB
44	Stephen Van Hook	DE
5	Chason Virgil	QB
57	Mykal Walker	LB
53	Jacob Westberry	LS
54	Patrick Williams Jr.	LS
66	Quireo Woodley	OL
31	Andrew Wright	LB

53	Jacob Westberry	LS	6-3	235	RFr.	2nd	Bradenton, Fla. (Saint Stephen's Episcopal)
54	Patrick Williams Jr.	LS	6-3	205	RFr.	2nd	Vacaville, Calif. (Vacaville)
55	Cody Pound	OL	6-4	295	So.	3rd	Durham, Calif. (Durham/Butte College)
56	Tobenna Okeke	DE	6-3	245	Sr.	4th	Missouri City, Texas (Elkins)
57	Mykal Walker	LB	6-3	215	Jr.	3rd	Vacaville, Calif. (Vacaville/Azusa Pacific)
58	Christian Cronk	OL	6-5	305	Jr.	3rd	Oceanside, Calif. (Oceanside/Riverside CC)
59	Matt Smith	OL	5-11	280	RFr.	2nd	Long Beach, Calif. (St. John Bosco)
62	Logan Hughes	OL	6-4	285	Jr.	3rd	Las Vegas, Nev. (Green Valley/Victor Valley College)
65	Syrus Tuitele	OL	6-6	298	Fr.	1st	Chico, Calif. (Pleasant Valley)
66	Quireo Woodley	OL	6-4	300	Fr.	1st	Murrieta, Calif. (Murrieta Valley)
67	Chantz Russell	OL	6-6	245	Fr.	1st	Petaluma, Calif. (Marin Catholic)
72	Dontae Bull	OL	6-6	305	Fr.	1st	Victoria, Canada (Belmont Secondary)
73	Micah St. Andrew	OL	6-3	343	Jr.	4th	Rialto, Calif. (Eisenhower)
74	Ryan Popolizio	OL	6-7	311	Sr.	4th	Fremont, Calif. (St. Francis/San Mateo College)
75	Zelan Tupuola	OL	6-2	310	Fr.	1st	Carson, Calif. (Serra Catholic)
76	Shane Gama	OL	6-4	302	RJr.	4th	Chino, Calif. (Orange Lutheran/Southwestern College)
77	Aaron Mitchell	OL	6-2	305	Sr.	4th	San Diego, Calif. (Cathedral Catholic)
78	David Patterson	OL	6-5	302	Sr.	5th	Irvine, Calif. (Woodbridge)
79	Nick Aibuedefe	OL	6-4	270	So.	3rd	Sacramento, Calif. (Capital Christian)
80	Gunner Javernick	TE	6-6	270	Jr.	4th	Canon City, Colo. (Canon City/Ventura Junior College)
81	Michiah Quick	WR	5-11	185	Sr.	4th	Fresno, Calif. (Central East/Oklahoma)
82	Donte Coleman	TE	6-3	235	RFr.	2nd	Mesquite, Texas (West Mesquite)
84	Anthony Grayson	WR	6-1	168	Jr.	4th	Redlands, Calif. (Redlands East Valley)
86	Kyle Hendrickson	TE	6-4	255	Jr.	4th	Escondido, Calif. (San Pasqual)
87	Namani Parker	WR	6-4	198	Jr.	4th	Roseville, Calif. (American River/Oakmont)
88	David Tangipa	TE	6-5	240	Jr.	4th	Sacramento, Calif. (Foothill)
89	Kyle Riddering	TE	6-6	240	Jr.	4th	Fresno, Calif. (Clovis North)
90	Kevin Atkins	DT	6-2	297	RFr.	2nd	Murrieta, Calif. (Vista Murrieta)
91	Nathan Madsen	DT	6-4	298	Sr.	5th	Eureka, Calif. (Eureka)
92	Leevel Tatum III	DT	6-0	248	RFr.	2nd	Fresno, Calif. (Edison/UNLV)
93	Jasad Haynes	DT	6-1	275	So.	3rd	Fresno, Calif. (Clovis North)
94	Patrick Belony	DT	6-1	295	Jr.	4th	N. Miami Beach, Fla. (N. Miami Beach/Antelope Valley College)
96	Kevin Jeanniton	DE	6-2	250	RFr.	2nd	Fresno, Calif. (Edison)
97	Malik Forrester	DT	6-1	295	Sr.	4th	Annapolis, Md. (Glen Burnie/LA Pierce College)
98	Keiti Iakopo	DT	5-11	310	So.	2nd	Huntington Beach, Calif. (Fountain Valley/Golden West College)
99	Talalemotu Mauga	DT	6-3	282	Fr.	1st	Fallon, Nev. (Churchill County)

**Coaching Staff**

- Jeff Tedford - Head Coach
- Kalen Deboer - Assistant Head Coach/Offensive Coordinator
- Orlando Steinauer - Defensive Coordinator
- Jamar Cain - Assistant Coach (Defensive Line)
- Jamie Christian - Assistant Coach (Running Backs/Special Teams Coordinator)
- Ryan Grubb - Assistant Coach (Offensive Line/Run Game Coordinator)
- Kirby Moore - Assistant Coach (Wide Receivers)
- Scott Thompson - Assistant Coach (Tight Ends)
- Bert Watts - Assistant Coach (Linebackers)
- J.D. Williams - Assistant Coach (Defensive Backs)
- Lucus Gingold - Special Teams Quality Control Assistant
- Brad Vonnahme - Offensive Analyst
- Andy Ward - Head Strength and Conditioning Coach, Football
- Dylan Chmura - Offensive Graduate Assistant
- D.J. Harper - Offensive Graduate Assistant
- Matt Lea - Defensive Graduate Assistant
- C.J. McGorisk - Defensive Graduate Assistant





# GAME 7 DEPTH CHART

## OFFENSE

### Quarterback

- 6 Marcus McMaryion (6-2, 195, Jr.)
- 5 Chason Virgil (6-1, 192, So.)

### Running Back

- 20 Ronnie Rivers (5-8, 175, Fr.)
- 33 Josh Hokit (6-1, 220, So.)
- 11 Dejonte O'Neal (5-7, 170, Jr.)
- 22 Jordan Mims (5-11, 190, Fr.)

### Left Tackle

- 58 Christian Cronk (6-5, 305, Jr.)
- 79 Nick Aibuedefe (6-4, 270, So.)

### Left Guard

- 52 Netane Muti (6-3, 310, RFr.)
- 74 Ryan Popolizio (6-7, 311, Sr.)

### Center

- 77 Aaron Mitchell (6-2, 305, Sr.)
- 51 Markus Boyer (6-1, 304, Jr.)

### Right Guard

- 73 Micah St. Andrew (6-3, 343, Jr.)
- 66 Quireo Woodley (6-4, 300, Fr.)

### Right Tackle

- 78 David Patterson (6-5, 302, Sr.)
- 65 Syrus Tuitele (6-6, 298, Fr.)

### Wide Receiver

- 1 Jamire Jordan (5-11, 171, Jr.)
- 7 Derrion Grim (6-1, 186, So.)

### Wide Receiver

- 3 KeeSean Johnson (6-2, 202, Jr.)
- 87 Namani Parker (6-4, 198, Jr.)

### Wide Receiver

- 8 Da'Mari Scott (6-1, 210, RSr.)
- 13 Justin Allen (5-11, 188, Jr.)

### Tight End

- 89 Kyle Riddering (6-6, 240, Jr.)
- 16 Jared Rice (6-5, 228, So.)

## DEFENSE

### End

- 32 Robert Stanley (6-3, 245, Sr.)
- 33 Kwami Jones (6-2, 240, So.)

### Tackle

- 97 Malik Forrester (6-1, 295, Sr.)
- 93 Jasad Haynes (6-0, 275, So.)

### Tackle

- 91 Nathan Madsen (6-4, 298, Sr.)
- 90 Kevin Atkins (6-2, 297, RFr.)

### End

- 56 Tobenna Okeke (6-3, 245, Sr.)
- 44 Stephen Van Hook (6-2, 245, Sr.)

### Linebacker

- 34 George Helmuth (6-1, 220, Jr.)
- 29 Justin Rice (6-2, 210, So.)

### Linebacker

- 9 Jeffrey Allison (6-0, 250, So.)
- 22 Trent Soechting (6-3, 220, Jr.)

### Linebacker

- 7 James Bailey (6-1, 225, Jr.)
- 40 Justin Green (6-4, 210, Sr.)

### Cornerback

- 17 Johnny Johnson, Jr. (5-9, 185, Sr.)
- 25 Sherman Coleman, Jr. (5-9, 165, Jr.)

### Strong Safety

- 23 Juju Hughes (5-10, 180, So.)
- 27 Ka'Lonn Milton (6-0, 185, RSo.)

### Free Safety

- 2 DeShawn Potts (6-0, 200, Jr.)
- 4 Mike Bell (6-3, 205, So.)

### Cornerback

- 14 Jaron Bryant (6-0, 183, So.)
- 6 Tank Kelly (5-10, 185, Jr.)

## SPECIAL TEAMS

### Place Kicker

- 36 Jimmy Camacho (5-10, 180, Sr.)
- 48 Kody Kroening (5-11, 180, Sr.)

### Kickoffs

- 3 Jimmy Camacho (5-10, 180, Sr.)
- 48 Kody Kroening (5-11, 180, Sr.)

### Punter

- 47 Blake Cusick (6-2, 185, So.)
- 36 Jimmy Camacho (5-10, 180, Sr.)

### Long Snapper

- 53 Jacob Westberry (6-3, 235, RFr.)
- 54 Patrick Williams, Jr. (6-3, 205, RFr.)

### Holder

- 47 Blake Cusick (6-2, 185, So.)
- 5 Chason Virgil (6-1, 192, So.)

### Kick Returner

- 8 Da'Mari Scott (6-1, 210, RSr.)
- 1 Jamire Jordan (5-11, 171, Jr.)

### Punt Returner

- 20 Ronnie Rivers (5-8, 175, Fr.)
- 11 Dejonte O'Neal (5-7, 170, Jr.)

## Pronunciation Guide

Nick Aibuedefe.....Ab-U-deaf-eh  
 Jaron Bryant.....Jair-on  
 Damien DeGruy.....Da-Grew  
 Patrick Elima-Juene.....e-Lee-ma June  
 Tainoa Foster.....Tie-Noah  
 Wylan Free.....Way-lynn  
 Derrion Grim.....Dare-E-On  
 Anthoula "Tank" Kelly.....An-thu-la  
 George Helmuth.....HEL-myth  
 Josh Hokit.....Ho-kit  
 Jamire Jordan.....Jameer  
 Keiti Iakopo.....K-T yah-Ko-Po  
 Talalemotu Mauga.....Ta-La-Le-Motu, Ma-ooga  
 Kesomi Mafi.....ke-So-Me  
 Maamaloa Mafi.....Ma-ma-low-ah  
 Netane Muti.....Nuh-tahn-E Moo-T

Emeka Ndoh.....e-Mec-ah en-doh  
 Tobenna Okeke.....Tow-BEN-nuh, ohh-kay-kay  
 Nela Otukolo.....Nel-uh, O-two-Co-low  
 Dejonte O'Neal.....Dijon-teh  
 Namani Parker.....Na-monn-E  
 Deonte Perry.....Dec-On-teh  
 Ryan Popolizio.....Pop-uh-Liz-E-oh  
 Michiah Quick.....Mih-kai-ah  
 Trent Soechting.....Sec-Ting  
 David Tangipa.....Tong-E-Pa  
 Syrus Tuitele.....Two-tell-E  
 Zelan Tupuola.....Z-lynn, Tu-Pu-Oh-La  
 Quireo Woodley.....Keer-E-O  
 Kalen DeBoer.....K-lynn  
 Orlando Steiner.....Stien-ow-er  
 Brad Vonnahme.....Va-Nom-E





# SCHEDULE/FUTURES

## 2017 BULLDOG FOOTBALL SCHEDULE (ALL TIMES PACIFIC)

September	2	Incarnate Word 	W, 66-0	
	9	at Alabama 	L, 41-10	<b>ESPN 2</b>
	16	at Washington <b>W</b>	L, 48-16	
	30	Nevada* 	W, 41-21	
October	7	at San Jose State* 	W, 27-10	<b>ESPN 3</b>
	14	New Mexico*# 	W, 38-0	
	21	at San Diego State* 	7:30 p.m.	
	28	UNLV* 	7 p.m.	
November	4	BYU 	TBA	<b>ESPN NETWORKS</b>
	11	at Hawai'i* 	8 p.m.	
	18	at Wyoming* 	11 a.m.	
	25	Boise State* 	12:30 p.m.	

### BULLDOG FOOTBALL CHANNEL FINDER...

**AT&T U-VERSE**  
 AT&T SportsNet/ROOT: 757, 1757  
 CBS Sports Network: 643, 1643  
 ESPN: 602, 1602  
 ESPN2: 606, 1606  
 ESPNEWS: 604, 1604  
 ESPNU: 605, 1605  
 PAC-12 Network: 759, 1759

**COMCAST (FRESNO MARKET)**  
 AT&T SportsNet/ROOT: N/A  
 CBS Sports Network: 418, 732  
 ESPN: 32, 724  
 ESPN2: 33, 725  
 ESPNEWS: 402, 726  
 ESPNU: 420, 788  
 PAC-12 Network: 434, 823

**DIRECTV**  
 AT&T SportsNet/ROOT: 684  
 CBS Sports Network: 221  
 ESPN: 206  
 ESPN2: 209  
 ESPNEWS: 207  
 ESPNU: 208  
 PAC-12 Network: N/A

**DISH NETWORK**  
 AT&T SportsNet/ROOT: N/A  
 CBS Sports Network: 158  
 ESPN: 140  
 ESPN2: 144  
 ESPNEWS: 142  
 ESPNU: 141  
 PAC-12 Network: 409

Mountain West Network & ESPN3 are online streams, only.

- MW Network can be found via [GoBulldogs.com](http://GoBulldogs.com) or [LiveStream.com](http://LiveStream.com)
- ESPN3 can be found via [ESPN3.com](http://ESPN3.com) or the ESPN App

#### Indicators

- \* conference game
- # homecoming

## FUTURE BULLDOG FOOTBALL SCHEDULES

2018		2019		2020		2021
Date	Opponent	Date	Opponent	Date	Opponent	
S1	Idaho	A31	at USC	S12	at Colorado	Sept. 4 -- at Oregon
S8	at Minnesota	S7	Minnesota	S26	at Texas A&M	Sept. 18 -- at UCLA
S15	at UCLA	S21	Sacramento State	TBD	TBD	
S29	Toledo	TBD	TBD	TBD	TBD	<b>2022</b>
	at Boise State*		at Air Force*	Air Force	Fresno, CA	Sept. 3 -- Sacramento State
	Hawai'i*		Colorado State*	at Colorado State*	Fort Collins, CO	Sept. 10 -- Oregon State
	at Nevada*		at Hawai'i*	Hawai'i*	Fresno, CA	Sept. 17 -- at USC
	at New Mexico*		Nevada*	at Nevada*	Reno, NV	<b>2023</b>
	San Diego State*		at San Diego State*	San Diego State*	Fresno, CA	Sept. 16 -- at Arizona State
	San Jose State*		at San Jose State*	San Jose State*	Fresno, CA	<b>2024</b>
	at UNLV*		UNLV*	at UNLV*	Las Vegas, NV	Aug. 31 -- at Oregon State
	Wyoming*		Utah State*	at Utah State*	Logan, UT	Sept. 14 -- at UCLA

\* = Mountain West game

All future conference game dates are TBD

**2025**

Aug. 30 -- at USC







2017 FRESNO STATE STATISTICS

2017 SCHEDULE/RESULTS

Date	Opponent	Result	Score	Overall	Conference	Time	Attend
Sept. 2, 2017	Incarnate Word	W	66-0	1-0	--	3:01	39,447
Sept. 9, 2017	at Alabama	L	41-10	1-1	--	3:01	101,127
Sept. 16, 2017	at Washington	L	48-16	1-2	--	3:06	68,384
Sept. 30, 2017	Nevada*	W	41-21	2-2	1-0	3:12	27,434
Oct. 7, 2017	at San Jose State*	W	27-10	3-2	2-0	3:10	18,483
Oct. 14, 2017	New Mexico*	W	38-0	4-2	3-0	2:57	28,090
Oct. 21, 2017	at San Diego State*						
Oct. 28, 2017	UNLV*						
Nov. 4, 2017	BYU						
Nov. 11, 2017	at Hawai'i*						
Nov. 18, 2017	at Wyoming*						
Nov. 25, 2017	Boise State*						

\* MW game

TEAM STATISTICS

TEAM STATISTICS	Fresno St.	OPP
<b>SCORING</b>	<b>198</b>	<b>120</b>
Points Per Game	33.0	20.0
Points Off Turnovers	40	16
<b>FIRST DOWNS</b>	<b>118</b>	<b>99</b>
Rushing	53	38
Passing	56	56
Penalty	9	5
<b>RUSHING YARDAGE</b>	<b>1006</b>	<b>645</b>
Yards gained rushing	1098	816
Yards lost rushing	92	171
Rushing Attempts	218	189
Average Per Rush	4.6	3.4
Average Per Game	167.7	107.5
TDs Rushing	10	6
<b>PASSING YARDAGE</b>	<b>1571</b>	<b>1238</b>
Comp-Att-Int	123-196-3	121-191-7
Average Per Pass	8.0	6.5
Average Per Catch	12.8	10.2
Average Per Game	261.8	206.3
TDs Passing	12	9
<b>TOTAL OFFENSE</b>	<b>2577</b>	<b>1883</b>
Total Plays	414	380
Average Per Play	6.2	5.0
Average Per Game	429.5	313.8
<b>KICK RETURNS: #-Yards</b>	<b>18-406</b>	<b>16-319</b>
<b>PUNT RETURNS: #-Yards</b>	<b>9-74</b>	<b>7-109</b>
<b>INT RETURNS: #-Yards</b>	<b>7-38</b>	<b>3-54</b>
<b>KICK RETURN AVERAGE</b>	<b>22.6</b>	<b>19.9</b>
<b>PUNT RETURN AVERAGE</b>	<b>8.2</b>	<b>15.6</b>
<b>INT RETURN AVERAGE</b>	<b>5.4</b>	<b>18.0</b>
<b>FUMBLES-LOST</b>	<b>10-3</b>	<b>8-6</b>
<b>PENALTIES-Yards</b>	<b>30-260</b>	<b>31-254</b>
Average Per Game	43.3	42.3
<b>PUNTS-Yards</b>	<b>29-1146</b>	<b>34-1530</b>
Average Per Punt	39.5	45.0
Net punt average	35.1	42.2
<b>KICKOFFS-Yards</b>	<b>40-2527</b>	<b>26-1540</b>
Average Per Kick	63.2	59.2
Net kick average	40.8	36.9
<b>TIME OF POSSESSION/Game</b>	<b>32:33</b>	<b>27:27</b>
<b>3RD-DOWN Conversions</b>	<b>26/80</b>	<b>22/77</b>
3rd-Down Pct	32%	29%
<b>4TH-DOWN Conversions</b>	<b>6/8</b>	<b>1/9</b>
4th-Down Pct	75%	11%
<b>SACKS BY-Yards</b>	<b>13-89</b>	<b>5-36</b>
<b>MISC YARDS</b>	<b>36</b>	<b>0</b>
<b>TOUCHDOWNS SCORED</b>	<b>23</b>	<b>16</b>
<b>FIELD GOALS-ATTEMPTS</b>	<b>11-14</b>	<b>3-6</b>
<b>ON-SIDE KICKS</b>	<b>0-0</b>	<b>0-1</b>
<b>RED-ZONE SCORES</b>	<b>(22-26) 85%</b>	<b>(12-15) 80%</b>
<b>RED-ZONE TOUCHDOWNS</b>	<b>(14-26) 54%</b>	<b>(10-15) 67%</b>
<b>PAT-ATTEMPTS</b>	<b>(23-23) 100%</b>	<b>(15-16) 94%</b>
<b>ATTENDANCE</b>	<b>94971</b>	<b>187994</b>
Games/Avg Per Game	3/31657	3/62665

Score by Quarters	1st	2nd	3rd	4th	OT	Total
Fresno State	58	59	55	26	--	198
Opponents	41	42	17	20	--	120

FIELD GOALS	FGM-FGA	Pct.	01-19	20-29	30-39	40-49	50-59	Lg	Blk
CAMACHO, Jimmy	10-13	76.9	0-0	4-4	4-5	1-3	1-1	50	0

FG SEQUENCE	Fresno St.	Opponents
Incarnate Word	(30), (47)	30
at Alabama	(27)	(24), (22)
at Washington	48, (29), (34), (31)	--
Nevada	(29), 32, 43, (27)	45
at San Jose State	(38), (50)	(51)
New Mexico	(37)	44
at San Diego State		
UNLV		
BYU		
at Hawai'i		
at Wyoming		
Boise State		

(parenthesis indicate field goal was made)

PUNTING	No.	Yds	Avg.	Long	TB	FC	I20	50+
CUSICK, Blake	28	1123	40.1	66	1	14	8	6
McMARYION, Marcus	1	23	23.0	23	0	0	1	0
<b>Total.....</b>	<b>29</b>	<b>1146</b>	<b>39.5</b>	<b>66</b>	<b>1</b>	<b>14</b>	<b>9</b>	<b>6</b>
Opponents.....	34	1530	45.0	75	1	19	15	7

KICKOFFS	No.	Yds	Avg.	TB	OB	Retn	Ney	YdLn
CAMACHO, Jimmy	40	2527	63.2	23	0			
<b>Total.....</b>	<b>40</b>	<b>2527</b>	<b>63.2</b>	<b>23</b>	<b>0</b>	<b>319</b>	<b>40.8</b>	<b>24</b>
Opponents.....	26	1540	59.2	7	0	406	36.9	28

PUNT RETURNS	No.	Yds	Avg.	TD	Long
RIVERS, Ronnie	6	34	5.7	0	13
O'NEAL, Dejonte	3	40	13.3	0	44
<b>Total.....</b>	<b>9</b>	<b>74</b>	<b>8.2</b>	<b>0</b>	<b>44</b>
Opponents.....	7	109	15.6	1	77

KICK RETURNS	No.	Yds	Avg.	TD	Long
O'NEAL, Dejonte	8	161	20.1	0	29
SCOTT, Da'Mari	7	170	24.3	0	63
MIMS, Jordan	1	4	4.0	0	4
JORDAN, Jamire	1	71	71.0	0	71
TANGIPA, David	1	0	0.0	0	0
<b>Total.....</b>	<b>18</b>	<b>406</b>	<b>22.6</b>	<b>0</b>	<b>71</b>
Opponents.....	16	319	19.9	0	34





2017 FRESNO STATE STATISTICS

RUSHING table with columns: G, Att, Gain, Loss, Net, Avg, TD, Long, Avg/G. Includes players like RIVERS, Ronnie and MIMS, Jordan.

PASSING table with columns: G, Effic, Comp-Att-Int, Pct, Yds, TD, Long, Avg/G. Includes players like MCMARYION, Marcus and VIRGIL, Chason.

RECEIVING table with columns: G, No., Yards, Avg., TD, Long, Avg/G. Includes players like JOHNSON, Keesean and SCOTT, Da'Mari.

FUMBLE RETURNS table with columns: No., Yds, Avg., TD, Long. Includes player BELL, Mike.

INTERCEPTIONS table with columns: No., Yds, Avg., TD, Long. Includes player BRYANT, Jaron.

SCORING table with columns: TD, FGs, Kick, Rush, Rev, Pass, DPX, Saf, Pts. Includes players like CAMACHO, Jimmy and RIVERS, Ronnie.

TOTAL OFFENSE table with columns: G, Plays, Rush, Pass, Total, Avg/G. Includes players like MCMARYION, Marcus and VIRGIL, Chason.

ALL PURPOSE table with columns: G, Rush, Rec, PR, KOR, IR, Tot, Avg/G. Includes players like JOHNSON, Keesean and RIVERS, Ronnie.





2017 FRESNO STATE STATISTICS

DEFENSIVE LEADERS	GP	Tackles			TFL/Yds	-Sacks-	--- Pass Def ---			- Fumbles -		Blkd	
		Solo	Ast	Total			No.-Yards	Int-Yds	BrUp	QBH	Rev-Yds	FF	Kick
ALLISON, J.	6	29	19	48	2.5-14	1.0-8						1	
HUGHES, Juju	6	24	11	35	4.0-10	1.0-4	1-0	4	1			1	
HELMUTH, George	6	18	12	30	3.0-18	2.0-15			2	1-0	1		
BELL, Mike	4	18	11	29	1.5-5		1-18	1		1-3			
BAILEY, James	6	14	12	26	2.5-5						1	1	
BRYANT, Jaron	6	15	9	24	1.0-3		3-20	2					
KELLY, Anthoula	6	17	3	20	2.0-8			1					
JOHNSON, Johnny	6	9	6	15			1-0	2					
OKEKE, Tobenna	6	7	7	14	4.0-11	2.0-8					1		
FORRESTER, M.	6	9	5	14	3.5-21	2.0-16			1		1		
STANLEY, Robert	6	8	4	12	3.0-11			1		1-0			
POTTS, DeShawn	6	6	4	10				1					
SOECHTING, T.	6	5	5	10				1					
RICE, Justin	5	6	3	9	2.0-5								
NDOH, Emeka	5	6	1	7	4.0-25	3.0-22			1	2-0	1		1
JONES, Kwami	6	5	2	7	1.5-4	1.0-4		1					
MILTON, Ka'Lonn	5	5	2	7									
GREEN, Justin	6	2	5	7									
HAYNES, Jasad	6	3	4	7	2.0-4					1-0			
COLEMAN, Sherman	4	5	1	6			1-0						1
VAN HOOK, S.	6	2	3	5	2.5-15	1.0-12			1				
MADSEN, Nathan	6	1	3	4	0.5-3				2				
FINCH, Jackson	4	2	2	4				1					
OTUKOLO, Nela	6	3		3									
BELONY, Patrick	3	1	2	3									
DEGRUY, Damien	6	3		3	1.0-1								
IAKOPO, Keiti	5		3	3									
ATKINS, Kevin	6	1	1	2	1.0-4								
FOSTER, Tainoa	3	1	1	2	0.5-1			1					
MAFI, Maamaloa	6	2		2									
VIRGIL, Chason	4	2		2									
WESTBERRY, J.	6		1	1									
CAGE, Richard	3		1	1									
MOSBY, Arron	6	1		1									
TEAM	5												1
<b>Total.....</b>	<b>6</b>	<b>230</b>	<b>143</b>	<b>373</b>	<b>42-168</b>	<b>13-89</b>	<b>7-38</b>	<b>16</b>	<b>8</b>	<b>6-3</b>	<b>7</b>	<b>2</b>	<b>2</b>
Opponents.....	6	246	142	388	24.0-86	5-36	3-54	20	5	3-0	6		

DEFENSE GAME-BY-GAME

TACKLES	UA-A	Tot	UIW	ALA	UW	Nev	SJSU	UNM	SDSU	UNLV	BYU	UH	Wyo	BSU
ALLISON, J.	29-19	48	4-1	7-7	4-1	2-6	5-4	7-0						
HUGHES, Juju	24-11	35	2-0	5-4	1-2	3-1	4-2	9-2						
HELMUTH, George	18-12	30	2-2	1-0	3-1	4-6	4-2	4-1						
BELL, Mike	18-11	29	DNP	DNP	6-3	3-4	1-2	8-2						
BAILEY, James	14-12	26	0-1	3-1	3-2	4-4	0-4	4-0						
BRYANT, Jaron	15-9	24	1-1	6-1	1-2	3-3	3-2	1-0						
KELLY, Anthoula	17-3	20	6-0	2-0	1-0	2-1	2-0	4-2						
JOHNSON, Johnny	9-6	15	1-0	3-2	1-3	3-1	1-0	-						
OKEKE, Tobenna	7-7	14	-	1-1	2-0	1-2	2-3	1-1						
FORRESTER, M.	9-5	14	0-1	2-0	1-1	0-1	4-2	2-0						
STANLEY, Robert	8-4	12	3-0	1-1	1-2	-	3-1	-						
POTTS, DeShawn	6-4	10	-	2-1	0-2	1-0	3-1	-						
SOECHTING, T.	5-5	10	1-0	1-2	2-0	1-3	-	-						
RICE, Justin	6-3	9	1-0	1-1	4-1	0-1	-	DNP						
NDOH, Emeka	6-1	7	3-0	1-0	-	2-0	0-1	DNP						
MILTON, Ka'Lonn	5-2	7	3-0	2-1	-	0-1	DNP	-						
JONES, Kwami	5-2	7	-	2-1	2-1	-	-	1-0						
GREEN, Justin	2-5	7	-	0-3	0-1	1-0	-	1-1						
HAYNES, Jasad	3-4	7	1-1	0-1	0-1	-	2-0	0-1						
COLEMAN, S.	5-1	6	2-0	-	3-1	DNP	DNP	-						
VAN HOOK, S.	2-3	5	1-0	-	-	1-2	0-1	-						
MADSEN, Nathan	1-3	4	-	0-1	1-0	0-1	0-1	-						
FINCH, Jackson	2-2	4	-	1-2	1-0	DNP	DNP	-						
DEGRUY, Damien	3-0	3	1-0	-	1-0	-	-	1-0						
BELONY, Patrick	1-2	3	1-1	0-1	DNP	DNP	DNP	-						
OTUKOLO, Nela	3-0	3	2-0	-	1-0	-	-	-						
IAKOPO, Keiti	0-3	3	-	0-1	0-1	0-1	DNP	-						





2017 FRESNO STATE STATISTICS

INDIVIDUAL GAME-BY-GAME

RUSHING	No-Yds/TD	UIW	ALA	UW	Nev	SJSU	UNM	SDSU	UNLV	BYU	UH	Wyo	BSU
RIVERS, Ronnie	65-344/5	9-60/1	9-29/0	10-29/0	12-82/1	19-105/2	6-39/1						
MIMS, Jordan	48-223/1	8-38/1	2-2/0	6-17/0	10-52/0	12-49/0	10-65/0						
HOKIT, Josh RB	40-196/4	4-13/2	4-12/0	3-29/0	5-29/0	10-43/1	14-70/1						
McMARYION, M.	24-135/0	1-7/0	1-15/0	5-23/0	6-14/0	8-24/0	3-52/0						
O'NEAL, Dejonte	9-52/0	5-37/0	-	2-11/0	1--1/0	DNP	1-5/0						
PERRY, Deonte	8-31/0	8-31/0	DNP	DNP	DNP	DNP	DNP						
SCOTT, Da'Mari	3-25/0	-	2-10/0	-	1-15/0	-	-						
JOHNSON, S.	7-20/0	5-13/0	DNP	2-7/0	DNP	DNP	DNP						
VIRGIL, Chason	5-6/0	-	3-2/0	2-4/0	DNP	DNP	-						
GRIM, Derrion	1-5/0	-	-	-	1-5/0	-	-						
JORDAN, Jamire	1--7/0	-	-	-	-	1--7/0	-						

RECEIVING	No-Yds/TD	UIW	ALA	UW	Nev	SJSU	UNM	SDSU	UNLV	BYU	UH	Wyo	BSU
JOHNSON, Keesean	33-487/4	7-120/0	8-55/0	4-51/0	7-104/3	2-52/0	5-105/1						
SCOTT, Da'Mari	26-235/1	2-32/0	7-67/0	5-40/1	4-50/0	7-45/0	1-1/0						
JORDAN, Jamire	9-217/3	2-64/1	1-7/0	-	1-14/0	2-24/0	3-108/2						
RICE, Jared	6-140/1	1-65/1	1-10/0	3-43/0	-	-	1-22/0						
GRIM, Derrion	8-116/1	2-14/0	2-23/1	1-3/0	2-69/0	-	1-7/0						
MIMS, Jordan	8-95/0	1-21/0	1-7/0	4-41/0	1--3/0	-	1-29/0						
HOKIT, Josh	8-72/0	-	2-16/0	2-4/0	3-25/0	-	1-27/0						
RIVERS, Ronnie	10-67/0	3-22/0	1-6/0	-	2-24/0	4-15/0	-						
ALLEN, Justin	2-51/1	2-51/1	-	-	-	-	-						
O'NEAL, Dejonte	6-42/0	-	1-5/0	2-12/0	3-25/0	DNP	-						
RIDDERING, Kyle	4-25/1	1-2/1	2-20/0	-	1-3/0	-	-						
JOHNSON, S.	2-23/0	2-23/0	DNP	-	DNP	DNP	DNP						
PARKER, Namani	1-1/0	-	-	-	1-1/0	-	-						

PASSING

#5 VIRGIL	Att.	Comp	Int	Pct	Yards	TD	Long	Sack	Yds	Effic
Incarnate Word	29	16	0	55.2	246	1	40	0	0	137.8
at No. 1 Alabama	34	21	1	61.8	180	1	30	2	9	110.1
at No. 6 Washington	20	11	1	55.0	98	1	19	0	0	102.7
<b>TOTALS</b>	<b>83</b>	<b>48</b>	<b>2</b>	<b>57.8</b>	<b>524</b>	<b>3</b>	<b>40</b>	<b>2</b>	<b>9</b>	<b>118.0</b>

#6 MCMARYION	Att.	Comp	Int	Pct	Yards	TD	Long	Sack	Yds	Effic
Incarnate Word	7	6	0	85.7	103	2	45	0	0	303.6
at No. 1 Alabama	7	5	0	71.4	36	0	12	0	0	114.6
at No. 6 Washington	16	10	0	62.5	96	0	23	1	7	112.9
Nevada	32	24	1	75.0	296	2	63	1	7	167.1
at San Jose State	26	15	0	57.7	136	0	45	0	0	101.6
New Mexico	23	13	0	56.5	299	3	75	1	13	208.8
<b>TOTALS</b>	<b>111</b>	<b>73</b>	<b>1</b>	<b>65.8</b>	<b>966</b>	<b>7</b>	<b>75</b>	<b>3</b>	<b>27</b>	<b>157.9</b>

PUNT RET	No-Yds	UIW	ALA	UW	Nev	SJSU	UNM	SDSU	UNLV	BYU	UH	Wyo	BSU
O'NEAL, Dejonte	3-40	3-40	-	-	-	DNP	-						
RIVERS, Ronnie	6-34	2-19	-	1-6	1-5	1-3	1-1						

KICK RET	No-Yds	UIW	ALA	UW	Nev	SJSU	UNM	SDSU	UNLV	BYU	UH	Wyo	BSU
SCOTT, Da'Mari	7-170	2-42	3-94	1-18	1-16	-	-						
O'NEAL, Dejonte	8-161	1-22	2-33	5-106	-	DNP	-						
JORDAN, Jamire	1-71	-	-	-	1-71	-	-						

INT RET	No-Yds	UIW	ALA	UW	Nev	SJSU	UNM	SDSU	UNLV	BYU	UH	Wyo	BSU
BRYANT, Jaron	3-20	-	-	-	2-20	1-0	-						
COLEMAN, S.	1-0	1-0	-	-	DNP	DNP	-						
JOHNSON, Johnny	1-0	-	-	-	1-0	-	-						
HUGHES, Juju	1-0	-	-	-	-	1-0	-						
BELL, Mike	1-18	DNP	DNP	-	-	-	1-18						





2017 FRESNO STATE STATISTICS

TKLS FOR LOSS	UA-A	Tot	UIW	ALA	UW	Nev	SJSU	UNM	SDSU	UNLV	BYU	UH	Wyo	BSU
HUGHES, Juju	4-0	4.0	-	-	-	-	2.0-6	2.0-4						
OKEKE, Tobenna	4-0	4.0	-	-	1.0-2	1.0-1	1.0-4	1.0-4						
NDOH, Emeka	4-0	4.0	3.0-23	-	-	1.0-2	-	DNP						
FORRESTER, M.	3-1	3.5	-	-	-	0.5-4	3.0-17	-						
HELMUTH, George	3-0	3.0	-	-	2.0-9	1.0-9	-	-						
STANLEY, Robert	2-2	3.0	1.0-5	0.5-4	1.5-2	-	-	-						
BAILEY, James	2-1	2.5	-	1.0-1	-	-	0.5-1	1.0-3						
ALLISON, J.	2-1	2.5	-	1.0-8	-	0.5-3	1.0-3	-						
VAN HOOK, S.	2-1	2.5	1.0-3	-	-	1.0-12	0.5-0	-						
RICE, Justin	2-0	2.0	1.0-4	-	1.0-1	-	-	DNP						
HAYNES, Jasad	1-2	2.0	0.5-1	-	0.5-1	-	1.0-2	-						
KELLY, Anthoula	2-0	2.0	1.0-4	-	1.0-4	-	-	-						
BELL, Mike	1-1	1.5	DNP	DNP	1.5-5	-	-	-						
JONES, Kwami	1-1	1.5	-	-	0.5-0	-	-	1.0-4						
DEGRUY, Damien	1-0	1.0	-	-	1.0-1	-	-	-						
ATKINS, Kevin	1-0	1.0	1.0-4	-	-	-	-	-						
BRYANT, Jaron	1-0	1.0	-	1.0-3	-	-	-	-						
FOSTER, Tainoa	0-1	0.5	0.5-1	-	-	DNP	DNP	DNP						
MADSEN, Nathan	0-1	0.5	-	0.5-3	-	-	-	-						

SACKS	UA-A	Tot	UIW	ALA	UW	Nev	SJSU	UNM	SDSU	UNLV	BYU	UH	Wyo	BSU
NDOH, Emeka	3-0	3.0	2.0-20	-	-	1.0-2	-	DNP						
OKEKE, Tobenna	2-0	2.0	-	-	-	-	1.0-4	1.0-4						
FORRESTER, M.	2-0	2.0	-	-	-	-	2.0-16	-						
HELMUTH, George	2-0	2.0	-	-	1.0-6	1.0-9	-	-						
VAN HOOK, S.	1-0	1.0	-	-	-	1.0-12	-	-						
HUGHES, Juju	1-0	1.0	-	-	-	-	1.0-4	-						
JONES, Kwami	1-0	1.0	-	-	-	-	-	1.0-4						
ALLISON, J.	1-0	1.0	-	1.0-8	-	-	-	-						

LONG PLAYS (20 OR MORE YARDS)

	FS Long Plays			Opponent Long Plays		
	Rush	Pass	Total	Rush	Pass	Total
Incarnate Word	1	10	11	0	1	1
Alabama	0	2	2	3	2	5
Washington	0	2	2	1	4	5
Nevada	0	5	5	0	4	4
San Jose State	0	2	2	0	0	0
New Mexico	3	6	9	0	4	4
SDSU						
UNLV						
BYU						
Hawai'i						
Wyoming						
Boise State						
<b>Totals</b>	<b>4</b>	<b>27</b>	<b>31</b>	<b>4</b>	<b>15</b>	<b>19</b>

DRIVE SUPERLATIVES

	Fresno State	Opponent
Most Yards (Result)	87 (TD) - UNM	77 (TD) - ALA
Most Plays (Result)	17 (TD) - SJSU	14 (miss FG) - UIW
Most Time (Result)	8:04 (TD) - SJSU	5:53 (miss FG) - UIW

FRESNO STATE POINTS OFF TURNOVERS

Game	TOs Gained	TDs	FG	Pts	FS (Fumbles Lost/INT)
Incarnate Word	2 (1 INT/1 FR)	2	0	14	0 (0 INT/0 FL)
Alabama	0 (0 INT/0 FR)	0	0	0	1 (1 INT/0 FL)
Washington	2 (0 INT/2 FR)	0	2	6	1 (1 INT/0 FL)
Nevada	3 (3 INT/0 FR)	1	0	7	3 (1 INT/2 FL)
San Jose State	4 (2 INT/2 FR)	1	1	10	0 (0 INT/0 FL)
New Mexico	2 (1 INT/1 FR)	0	1	3	1 (0 INT/1 FL)
SDSU					
UNLV					
BYU					
Hawai'i					
Wyoming					
Boise State					
<b>Totals</b>	<b>13 (7 INT/6 FR)</b>	<b>4</b>	<b>4</b>	<b>40</b>	<b>6 (3 INT/3 FL)</b>
Opponents	6 (3 INT/3 FR)	2	1	16	

GAME-OPENING DRIVES

Opponent	[---Fresno State---			[----- Opponent -----]		
	Pts.	1st Dwns	Yds.	Pts.	1st Dwns	Yds
Incarnate Word	0	0	9	0	2	29
Alabama	0	0	7	7	2	73
Washington	0	1	17	7	3	76
Nevada	7	2	29	0	2	19
San Jose State	0	0	3	0	0	9
New Mexico	0	0	9	0	0	5
SDSU						
UNLV						
BYU						
Hawai'i						
Wyoming						
Boise State						

SECOND HALF-OPENING DRIVES

Opponent	[---Fresno State---			[----- Opponent -----]		
	Pts.	1st Dwns	Yds.	Pts.	1st Dwns	Yds
Incarnate Word	7	2	61	0	1	-8
Alabama	0	2	32	0	2	31
Washington	0	0	7	7	1	70
Nevada	0	1	18	0	0	4
San Jose State	0	0	5	0	0	4
New Mexico	0	1	7	0	1	23
SDSU						
UNLV						
BYU						
Hawai'i						
Wyoming						
Boise State						

PENALTY NUMBERS

	FS Pen.-Yds.	Opp. Pen.-Yds
Incarnate Word	3-15	7-50
Alabama	1-6	4-30
Washington	6-54	4-41
Nevada	8-61	4-20
San Jose State	10-99	9-78
New Mexico	2-25	3-35
SDSU		
UNLV		
BYU		
Hawai'i		
Wyoming		
Boise State		





2017 FRESNO STATE STATISTICS

FRESNO STATE CHUNK PLAYS

Yards	Opponent	Play	Result
75	UNM	McMaryion pass to Johnson, K.	1st-10
71	Nev	Jordan kick return	1st-10
70	UNM	McMaryion pass to Jordan	TD
65	UIW	Hokit pass to Rice, Ja.	TD
63	ALA	Scott kick return	1st-10
63	Nev	McMaryion pass to Grim	1st-10
57	UNM	McMaryion rush	1st-10
45	UIW	McMaryion pass to Allen	TD
45	SJSU	McMaryion pass to Johnson, K.	1st-Goal
44	UIW	O'Neal punt return	1st-10
40	UIW	Virgil pass to Jordan	1st-Goal
40	Nev	McMaryion pass to Johnson, K.	TD
34	UIW	Virgil pass to Johnson, K.	1st-10
32	UNM	McMaryion pass to Jordan	TD
30	ALA	Virgil pass to Scott	1st-10
29	UIW	Virgil pass to Johnson, K.	1st-10
29	UNM	McMaryion pass to Mims	1st-10
28	UNM	Rivers rush	1st-Goal
27	UNM	McMaryion pass to Hokit	1st-10
26	ALA	Virgil pass to Grim	TD
25	UIW	Virgil pass to Scott	1st-10
24	UIW	McMaryion pass to Jordan	TD
24	UIW	Virgil pass to Johnson, K.	1st-10
24	UNM	Mims rush	1st-10
23	Wash.	McMaryion to Scott	1st-10
23	Nev	McMaryion pass to Scott	1st-10
22	Nev	McMaryion pass to Scott	1st-10
22	SJSU	McMaryion pass to Scott	1st-10
22	UNM	McMaryion pass to Rice	1st-10
21	UIW	Virgil pass to Mims	1st-10
21	Wash.	McMaryion to Mims	1st-10
21	Nev	McMaryion pass to Hokit	1st-10
20	UIW	Virgil pass to Johnson, K.	1st-10

Only KO returns of 35 yards or more or INT & PR of 25 yards or more are included

OPPONENT CHUNK PLAYS

Yards	Opponent	Play	Result
77	Wash.	Pettis punt return	TD
73	Wash.	Browning to Pettis	TD
55	ALA	Hurts rush	TD
50	Wash.	Browning to Bryant	1st-10
44	UNM	Tuioti pass to Hart-Johnson	1st-Goal
40	Nev	Gangi pass to Mannix	1st-10
36	Wash.	Pettis pass to Bryant	1st-10
36	UNM	Tuioti pass to Drennan	1st-10
34	UIW	Laird pass to Brooks	1st-10
28	ALA	Hurts rush	1st-10
28	Wash.	Gaskin rush	TD
25	ALA	Hurts rush	1st-10
24	ALA	Tagovailoa pass to Marks	1st-10
24	Nev	Gangi pass to Demps	1st-10
23	ALA	Hurts pass to Hentges	TD
23	UNM	Tuioti pass to Umeh	1st-10
22	UNM	Tuioti pass to Umeh	1st-10
21	Nev	Gangi pass to Demps	1st-10
21	Nev	Gangi pass to Armstrong	TD
20	Wash.	Browning to Lenius	1st-Goal

Only KO returns of 35 yards or more or INT & PR of 25 yards or more are included





2017 FRESNO STATE PARTICIPATION

Table with 3 columns: #, Name, GP/GS. Lists player statistics for 2017 Fresno State participation.

2017 GAME-BY-GAME OFFENSIVE STARTERS

Table with 13 columns: DATE, OPPONENT, LT, LG, C, RG, RT, QB, RB, WR, WR, WR, TE. Lists offensive starters for each game.

2017 GAME-BY-GAME DEFENSIVE STARTERS

Table with 13 columns: DATE, OPPONENT, DE, DT, DT, DE, LB, LB, LB, CB, FS, SS, CB. Lists defensive starters for each game.





TURNOVERS YEAR-BY-YEAR - SINCE 2008

2017 - Fresno State Record: 4-2

Table with columns: Date, Opponent, Sacks, FR, INT, Turnovers Gained, Opponent Sacks, Opponent FR, Opponent INT, Opponent Turnovers Lost. Includes totals for 12 games.

NATIONAL RANKINGS

Sacks: 54 Turnovers Gained: 21
Fumble Recoveries: 25 Turnover Margin: 9
Passes Intercepted: 32

NATIONAL RANKINGS

Sacks Allowed: 9 Turnovers Lost: 19
Fumbles Lost: 27 Turnover Margin: 9
INTs Thrown: 21

2016 - Fresno State Record: 1-11

Table with columns: Date, Opponent, Sacks, FR, INT, Turnovers Gained, Opponent Sacks, Opponent FR, Opponent INT, Opponent Turnovers Lost. Includes totals for 12 games.

NATIONAL RANKINGS

Sacks: T-117 Turnovers Gained: T-126
Fumble Recoveries: T-116 Turnover Margin: T-117
Passes Intercepted: T-117

NATIONAL RANKINGS

Sacks Allowed: T-96 Turnovers Lost: T-47
Fumbles Lost: T-12 Turnover Margin: T-117
INTs Thrown: T-88

2015 - Fresno State Record: 3-8

Table with columns: Date, Opponent, Sacks, FR, INT, Turnovers Gained, Opponent Sacks, Opponent FR, Opponent INT, Opponent Turnovers Lost. Includes totals for 12 games.

NATIONAL RANKINGS

Sacks: T-29 Turnovers Gained: T-50
Fumble Recoveries: T-7 Turnover Margin: T-93
Passes Intercepted: T-79

NATIONAL RANKINGS

Sacks Allowed: T-73 Turnovers Lost: T-113
Fumbles Lost: T-54 Turnover Margin: T-93
INTs Thrown: T-118

2014 - Fresno State Record: 6-8

Table with columns: Date, Opponent, Sacks, FR, INT, Turnovers Gained, Opponent Sacks, Opponent FR, Opponent INT, Opponent Turnovers Lost. Includes totals for 14 games.

NATIONAL RANKINGS

Sacks: 65 Turnovers Gained: T-55
Fumble Recoveries: T-38 Turnover Margin: T-103
Passes Intercepted: T-91

NATIONAL RANKINGS

Sacks Allowed: T-105 Turnovers Lost: T-109
Fumbles Lost: T-19 Turnover Margin: T-103
INTs Thrown: 123

2013 - Fresno State Record: 11-2

Table with columns: Date, Opponent, Sacks, FR, INT, Turnovers Gained, Opponent Sacks, Opponent FR, Opponent INT, Opponent Turnovers Lost. Includes totals for 13 games.

NATIONAL RANKINGS

Sacks: 6 Turnovers Gained: T-47
Fumble Recoveries: T-56 Turnover Margin: T-48
Passes Intercepted: T-40

NATIONAL RANKINGS

Sacks Allowed: 6 Turnovers Lost: T-57
Fumbles Lost: T-84 Turnover Margin: T-48
Interceptions Thrown: T-35

2012 - Fresno State Record: 9-4

Table with columns: Date, Opponent, Sacks, FR, INT, Turnovers Gained, Opponent Sacks, Opponent FR, Opponent INT, Opponent Turnovers Lost. Includes totals for 13 games.

NATIONAL RANKINGS

Sacks: 9 Turnovers Gained: 5
Fumble Recoveries: T-27 Turnover Margin: T-7
Passes Intercepted: 3

NATIONAL RANKINGS

Sacks Allowed: T-78 Turnovers Lost: T-46
Fumbles Lost: T-77 Turnover Margin: T-7
Interceptions Thrown: T-28

2011 - Fresno State Record: 4-9

Table with columns: Date, Opponent, Sacks, FR, INT, Turnovers Gained, Opponent Sacks, Opponent FR, Opponent INT, Opponent Turnovers Lost. Includes totals for 13 games.

NATIONAL RANKINGS

Sacks: T-79 Turnovers Gained: T-119
Fumble Recoveries: T-117 Turnover Margin: T-111
Passes Intercepted: T-111

NATIONAL RANKINGS

Sacks Allowed: T-35 Turnovers Lost: T-72
Fumbles Lost: T-99 Turnover Margin: T-116
Interceptions Thrown: T-39

2010 - Fresno State Record: 8-5

Table with columns: Date, Opponent, Sacks, FR, INT, Turnovers Gained, Opponent Sacks, Opponent FR, Opponent INT, Opponent Turnovers Lost. Includes totals for 13 games.

NATIONAL RANKINGS

Sacks: T-9 Turnovers Gained: T-115
Fumble Recoveries: T-106 Turnover Margin: 110
Passes Intercepted: T-99

NATIONAL RANKINGS

Sacks Allowed: T-101 Turnovers Lost: T-71
Fumbles Lost: T-108 Turnover Margin: 110
Interceptions Thrown: T-23

2009 - Fresno State Record: 8-5

Table with columns: Date, Opponent, Sacks, FR, INT, Turnovers Gained, Opponent Sacks, Opponent FR, Opponent INT, Opponent Turnovers Lost. Includes totals for 13 games.

NATIONAL RANKINGS

Sacks: T-119 Turnovers Gained: T-111
Fumble Recoveries: T-98 Turnover Margin: T-109
Passes Intercepted: T-95

NATIONAL RANKINGS

Sacks Allowed: T-45 Turnovers Lost: T-77
Fumbles Lost: T-101 Turnover Margin: T-109
Interceptions Thrown: T-45

2008 - Fresno State Record: 7-6

Table with columns: Date, Opponent, Sacks, FR, INT, Turnovers Gained, Opponent Sacks, Opponent FR, Opponent INT, Opponent Turnovers Lost. Includes totals for 13 games.

NATIONAL RANKINGS

Sacks: T-96 Turnovers Gained: T-116
Fumble Recoveries: T-84 Turnover Margin: T-107
Passes Intercepted: 118

NATIONAL RANKINGS

Sacks Allowed: T-21 Turnovers Lost: T-64
Fumbles Lost: T-77 Turnover Margin: T-107
Interceptions Thrown: T-55

BOLD denotes home game; \* denotes Mountain West Championship game; ! denotes bowl game







INDIVIDUAL GAME HIGHS

PASSING

Table with columns: Name, 2017, Career, Attempts, Completions, Yards, Career 300-Yard Passing Games, Longest Pass, TDs, INTs. Rows include Chason Virgil and Marcus McMaryion.

RUSHING

Table with columns: Name, 2017, Career, Attempts, Yards, Career, TDs, Longest Career Run, 100-Yd Games. Rows include Derrion Grim, Josh Hokit, KeeSean Johnson, etc.

RECEIVING

Table with columns: Name, 2017, Career, Receptions, Yards, Career, TDs, Longest Career Reception, 100-Yd Games. Rows include Justin Allen, Derrion Grim, Josh Hokit, etc.

DEFENSE

Table with columns: Name, 2017, Career, Tackles, TFL, Career, Sacks, INT, FF. Rows include Jeffrey Allison, Kevin Atkins, James Bailey, etc.





# THE LAST TIME

## A Bulldog Player Had... RUSHING

**300+ yards rushing:**  
Never

**250-299 yards rushing:**  
261, Robbie Rouse at Nevada (11/10/12)

**200-249 yards rushing:**  
217, Robbie Rouse vs. Nevada (11/13/10)

**150-199 yards rushing:**  
169, Dontel James at Nevada (10/8/16)

**100 yard rushing game by a quarterback:**  
142, Bill Yancy, at McNeese State (9/9/78)

**Back-to-back 200-yard rushing games:**  
Robbie Rouse, 11/6/10-11/13/10

**Five+ consecutive 100-yard rushing games:**  
9 games, Ryan Matthews, 9/5-11/7/09

**Four consecutive 100-yard rushing games:**  
Marteze Waller, 10/10-11/8/14

**2 rushers with 100 yards:**  
Marteze Waller (145) & Josh Quezada (112) vs. San Jose State (11/8/14)

**90+ yard rushing play:**  
94, Robbie Rouse vs. Colorado (9/15/12) - TD

**80-89 yard rushing play:**  
80, Lonyae Miller vs. Hawai'i (10/4/08)

**70-79 yard rushing play:**  
76, Marteze Waller at Boise State (10/17/14)

**60-69 yard rushing play:**  
66, Brian Burrell vs Nebraska (9/13/14) - TD

**40+ rushing attempts:**  
43, Robbie Rouse at La Tech (11/6/10)

**30-39 rushing attempts:**  
36, Robbie Rouse at Nevada (11/10/12)

**2 rushers with 2 TDs:**  
Kilton Anderson (2), Marteze Waller (2) vs. Colorado State (10/16/15)

**5 TDs rushing:**  
Don Driscoll vs. Cal State-Los Angeles (10/2/54)

**4 TDs rushing:**  
Michael Pittman at San Jose State (11/15/97)

**3 TDs rushing:** Ryan Matthews at Illinois (12/5/09)

**3 TDs rushing by a quarterback:**  
Trent Dilfer vs. UNLV (10/26/91)

**2 TDs rushing by a quarterback:**  
Kilton Anderson vs. UNLV (10/16/15)

## RECEIVING

**200+ yards receiving:**  
264, Davante Adams at San Jose St. (11/29/13)

**150-199 yards receiving:**  
194, Aaron Peck at UNLV (10/1/16)

**2 receivers with 100 yards receiving:**  
Jamire Jordan (108),  
KeeSean Johnson (105) vs. New Mexico (10/14/17)

**3 receivers with 100 yards receiving:**  
Davante Adams (246), Josh Harper (161),  
Isaiah Burse (112) vs. New Mexico (11/23/13)

**90+ yard pass play:**  
97, Isaiah Burse from Derek Carr vs. Colorado (9/15/12) - TD

**80-89 yard pass play:**  
80, Aaron Peck from Chason Virgil at UNLV (10/1/16) - TD

**70-79 yard pass play:**  
75, KeeSean Johnson from Marcus McMaryion vs. New Mexico (10/14/17)

**60-69 yard pass play:**  
63, Derrion Grim from Marcus McMaryion vs. Nevada (9/30/17)

**50-59 yard pass play:**  
53, KeeSean Johnson from Zach Kline vs. San Jose State (11/26/16)

**10-14 receptions:**  
KeeSean Johnson (10) vs. Air Force (10/28/16)

**15+ or more receptions:**  
Isaiah Burse (17) vs. Utah State (12/7/13)

**2+ receivers with 10 or more catches:**  
Davante Adams (13), Isaiah Burse (10) at San Jose St. (11/29/13)

**2 receivers with 2 TDs:**  
Davante Adams (4), Josh Harper (4) vs. New Mexico (11/23/13)

**A TE with two TDs:**  
Chad Olsen (2) at UNLV (10/10/14) & vs. ACU (9/3/15)

**3+ TDs receiving:**  
KeeSean Johnson (3) vs. Nevada (9/30/17)

**Back-to-back games with 2+ TDs receiving:**  
Davante Adams  
11/23/13 vs. UNM (4), 11/29/13 (3) at SJSU

**Back-to-back 100-yard plus receiving games:**  
Davante Adams (3),  
11/23/13 (246) -11/29/13 (264) - 12/7/13 (168)

**Back-to-back 200-yard plus receiving games:**  
Davante Adams  
11/23/13 vs. UNM (246), 11/29/13 at SJSU (264)

**Had three consec. 100-yard plus receiving games:**  
Davante Adams, 11/23/13 (246) -11/29/13 (264) - 12/7/13 (168)

**Five receivers with TDs:**  
D. Scott (2), J. Jordan (1), J. Blandin (1),  
C. Olsen (1), M. Waller at Hawai'i (11/14/15)

**Four receivers with TDs:**  
J. Jordan (1), J. Allen (1), J. Rice (1),  
K. Riddering (1) vs. Incarnate Word (9/2/17)

**Three receivers with TDs:**  
Da'Mari Scott (1), Josiah Blandin (1),  
Jamire Jordan (1) vs. Utah (9/19/15)

**Caught a TD in six-straight games:**  
Davante Adams (9 games), 10/5/13-12/21/13

**An OL caught a pass:**  
Adam McDowell (3 yards) at No. 8 Boise State (11/28/08)

## PASSING

**500-plus yards passing:**  
519, Derek Carr at San Jose St. (11/29/13)

**400-499 yards passing:**  
404, Derek Carr vs. Utah State (12/7/13)

**3+ Consecutive 300+ passing games:**  
Derek Carr (5), 11/2/13-12/7/13

**Back-to-back 500-yard plus passing games:**  
Derek Carr,  
vs. UNM (522) 11/22/13, at SJSU (519) 11/29/13

**7 TDs passing:** Derek Carr vs. New Mexico (11/23/13)\*

**6 TDs passing:** Zack Greenlee at Hawai'i (11/14/15)

**5 TDs passing:** Derek Carr at Idaho (10/5/13)

**4 TDs passing:** Brian Burrell at Nevada (11/22/14)

**Back-to-back games with 4+ TD passes:**  
Derek Carr (three games)  
at Wyoming (4), vs. New Mexico (7), SJSU (6)  
11/9/13-11/29/2013

**Three 50+ yard TD passes in the same game:**  
Derek Carr 59 yards to Davante Adams, 57 yards to Davante Adams, 59 yards to Josh Harper vs. New Mexico (11/23/13)

**Two 50+ yard TD passes in the same game:**  
Derek Carr 97 yards to Isaiah Burse & 60 yards to Davante Adams vs. Colorado (9/15/12)

**Two 50+ yard TD passes in the same quarter:**  
Derek Carr, 59 yards to Davante Adams & 59 yards to Josh Harper vs. New Mexico (11/23/13) - 3rd Qtr.

**Three Quarterbacks throw TD in same game:**  
B. Burrell (2), B. Connette (1), Z. Greenlee (1) vs. Southern Utah (9/20/14)

**50+ pass attempts:**  
59, Brian Burrell vs. Nebraska (9/13/14)

**40-49 pass attempts:**  
44, Chason Virgil at Utah State (10/22/16)

**40+ pass completions**  
52\*, Derek Carr vs. Rutgers (8/29/13)

**30-39 pass completions**  
30, Brian Burrell at Boise St.-MWC Game (12/6/14)

## DEFENSE

**15+ tackles:** 15, Stratton Brown vs. Air Force (11/26/16)

**12-14 tackles:** 14, Jeffrey Allison at Alabama (9/9/17)

**10+ tackles by a DL:**  
14, Tyeler Davison at UNLV (10/10/14)

**3+ sacks:**  
3.0, Tyeler Davison vs. Hawai'i (11/29/14)

**4.5+ tackles for a loss:**  
4.5, Ejiro Ederaine at San Diego St. (10/26/13)

**4.0 tackles for a loss:**  
4.0, Ejiro Ederaine at Boise St.-MWC Game (12/6/14)

**3 interceptions:**  
Phillip Thomas vs. Colorado (9/15/12)

**2 interceptions:**  
Jaron Bryant vs. Nevada (9/30/17)

**Interception return for TD**  
Jaron Bryant (18 yards) vs. Nevada (9/30/17)

**Two interception returns for TD**  
\*Phillip Thomas (16 & 43 yards) vs. Colorado (9/15/12)

**Two players with interception returns for TDs**  
Patrick Su'a (20) and Tristan Okpalauogo (21) at Tulsa (9/22/12)

**Fumble recovery for TD:**  
Ejiro Ederaine (\*78 yards) at San Diego St. (10/26/13)

**Two players with fumble recoveries for TDs:**  
Tyeler Davison (0 yards), Travis Brown (26 yards) at Nevada (11/10/12)

**Recovered two fumbles in a game:**  
Ben Jacobs vs. Louisiana Tech (11/21/09)

**Forced three fumbles in a game:**  
Ben Jacobs vs. Louisiana Tech (11/29/09)

**Forced & recovered a fumble in the same game:**  
George Helmuth at Washington (9/16/17)

**Scored on a safety:**  
Emeka Ndoh vs. Incarnate Word (9/2/17)

## SPECIAL TEAMS

**Blocked a field goal:**  
James Bailey vs. Nevada (9//17)

**Returned a blocked field goal for a touchdown:**  
Isaiah Green (59 yards) at San Diego St. (12/3/11)

**Blocked a PAT:** Nikko Mota vs. Nevada (11/2/13)

**Blocked 2 PATs in a game:**  
Cody Wichmann vs. California (9/3/11)

**Returned a PAT for Two Points:**  
Charles Washington vs. San Diego State (9/29/12)

**Blocked a punt:**  
DeShawn Potts at UNLV (10/1/16)

**Returned a blocked punt for a touchdown:**  
T.J. Thomas (9 yards) vs. San Jose State (11/8/14)

**Returned a kickoff for a TD:**  
A.J. Jefferson (92 yards) vs. Nevada (11/7/08)

**Returned an opening kickoff for a TD:**  
Has not happened in last 10 seasons

**Recovered an onside kick attempt:**  
Michael Martens vs. Utah (9/19/15)

**Returned a punt for a TD:**  
Isaiah Burse (2, 61/58 yards) vs. Cal Poly (9/7/13)

**Returned 2 punts for TD in same game:**  
Isaiah Burse (61 & 58 yards) vs. Cal Poly (9/7/13)

**Made 4 FGs in a Game:**  
Quentin Breshears at No. 4 Oregon (9/8/12)

**Kicked a field goal of 55+ yards**  
\*58, Kevin Goessling at Utah State (10/25/08)

**Kicked a field goal of 50-54 yards**  
50, Kevin Goessling vs. Illinois (12/3/10)

## TOTAL OFFENSE/ALL-PURPOSE

**500 yards total offense:**  
551, Derek Carr at San Jose St. (11/29/13)

**400-499 yards total offense:**  
482, Derek Carr vs. Nevada (11/2/13)

**300+ all-purpose yards:**  
311, Robbie Rouse at Louisiana Tech (11/6/10)

*\* denotes school record*





# THE LAST TIME

## A Bulldog Team Had... OFFENSE

**90+ points:** 94, vs. New Mexico (10/5/91)  
**80-89 points:** 80, vs. Fort Ord (1942)  
**70-79 points:** 70, vs. Hawai'i (11/12/04)  
**60-69 points:** 66, vs. Incarnate Word (9/2/17)  
**50-59 points:** 56, vs. Southern Utah (9/20/14)  
**0 points:** at Colorado State (11/5/16)  
**0 points in 1st half:** at Colorado State (11/5/16)  
**0 points in 2nd half:** San Jose State (11/26/16)  
**Did not score a Touchdown:**  
 at Colorado State (11/5/16)  
**Scored 3-plus TDs in 4th Quarter:** 3- vs. Sacramento State (9/10/16)  
**400+ yards rushing:** \*503, vs. Hawai'i (11/12/04)  
**300-399 yards rushing:**  
 389, vs. Southern Utah (9/20/14)  
**Less than 100 yards rushing:**  
 58, at No. 1 Alabama (9/9/17)  
**Negative rushing yards:**  
 -16, vs. SMU (12/24/12)  
**70+ rushing attempts:** \*71, vs. Pacific (11/9/91)  
**60-69 rushing attempts:** 64, vs. Hawai'i (11/12/04)  
**50-59 rushing attempts:** 51, at San Jose State (10/7/16)  
**Less than 10 rushing attempts:** 6 vs. USC (12/21/14)  
**7+ rushing TDs:** 9, vs. Hawai'i (11/12/04)  
**6 rushing TDs:** at San Jose State (11/27/04)  
**5 rushing TDs:** vs. Colorado (9/15/12)  
**500+ yards passing:**  
 519, at San Jose St. (11/29/13)  
**Less than 100 yards passing:**  
 77, at San Diego State (10/3/15)  
**50+ pass attempts:** 59, vs. Nebraska (9/13/14)  
**40+ pass completions:** \*52, vs. Rutgers (8/29/13)  
**30-39 pass completions:** 30, vs. Nebraska (9/13/14)  
**Had 12+ players catch a pass:**  
 12, at No. 19 Oregon (9/15/07)  
**600+ total net yards:** 613, vs. Incarnate Word (9/2/17)  
**500-599 total net yards:**  
 526 vs. New Mexico (10/14/17)  
**Less than 150 total net yards:**  
 125, at Boise State (11/19/11)  
**Less than 100 total net yards:**  
 89, at San Diego State (10/3/15)  
**Had a 200-yard rusher and 200-yard passer:**  
 at Nevada (11/10/12) - Robbie Rouse (261 rushing) & Derek Carr (220 passing)  
**37+ minutes of possession:**  
 38:15, at Hawai'i (11/19/11)  
 37:13, at Hawai'i (11/14/15)  
 37:01, at San Jose State (10/7/17)

## DEFENSE

**Shutout an opponent:** vs. New Mexico (10/14/17)  
**Shutout an opponent in the 1st half:**  
 vs. New Mexico (10/14/17)  
**Shutout an opponent in the 2nd half:**  
 vs. New Mexico (10/14/17)  
**Allowed 50+ points:** 52, at Toledo (9/17/16)  
**Held two opponents scoreless in the same season:**  
 2017, New Mexico (38-0) & Incarnate Word (66-0)  
**Held an opponent to 0 or no yards in a quarter:**  
 -3 yards, 4th qtr, at Boise St.-MWC Game (12/6/14)  
**7+ interceptions:** \*7, vs. Idaho State (9/21/68)  
**6 interceptions:** vs. Georgia Tech (12/31/02)  
**5 interceptions:** vs. Oregon State (9/5/03)  
**4 interceptions:** at Idaho (10/5/13)  
**3 interceptions:** vs. Nevada (9/30/17)  
**Interception by a defensive lineman:**  
 Nikko Mota at Idaho (10/5/13)  
**4+ fumble recoveries:** vs. New Mexico St. (11/11/06)  
**3 fumble recoveries:** at Nevada (11/22/14)  
**13+ TFL in a game:** vs. (13) New Mexico (11/23/13)  
**12 TFL in a game:** vs. Cincinnati (9/4/10)  
**11 TFL in a game:** vs. Hawai'i (11/29/14)

**10 TFL in a game:** at Washington (9/16/17)  
**8+ Sacks in a game:** 8, vs. Utah State (12/7/13)  
**7 Sacks in a game:** at Idaho (10/5/13)  
**6 Sacks in a game:** vs. UNLV (10/16/15)  
**5 Sacks in a game:** vs. ACU (9/3/15)  
**Scored 3 Defensive Touchdowns:**  
 at Nevada (11/10/12) - Tyeler Davison (0-yd FR);  
 Travis Brown (26-yd FR); Derron Smith (34-yd INT return)  
**Scored on a safety:** vs. Incarnate Word (9/2/17)

## TURNOVERS

**Forced 6 or more turnovers in a game:**  
 7 - vs. Georgia Tech (12/31/02) - 6 INT, 1 FR  
**Forced 5 turnovers in a game:**  
 at Idaho (10/5/13) - 4 INT, 1 FR  
**Forced 4 turnovers in a game:**  
 at San Jose State (10/7/17) - 2 INT, 2 FR  
**Committed 6 or more turnovers in a game:**  
 6, vs. Hawai'i (10/4/08) 3 FL, 3 INT  
**Committed 5 turnovers in a game:**  
 at Hawai'i (9/28/13) - 3 FL, 2 INT  
**Committed 4 turnovers in a game:**  
 vs. Air Force (10/28/16) - 4 INT  
**Did not force a turnover:** at No. 1 Alabama (9/9/17)  
**Did not force a turnover in back-to-back games:**  
 vs. San Diego State and at Utah State, 10/14/16-10/22/16  
**Did not force a turnover in 3-straight games:**  
 vs. Utah St., Idaho & Nevada, 10/31-11/14, 2009  
**Did not commit a turnover:** at San Jose State, 10/7/17  
**Did not commit a turnover in back-to-back games:**  
 vs. Wyoming and New Mexico, 11/9/13, 11/23/13  
**Did not commit a turnover in 3-straight games:**  
 vs. Rice, Colorado St. & SMU, 9/28-10/12, 2002  
**Lost 4 or more fumbles:** 4, vs. Idaho (11/27/10)  
**Lost 3 fumbles:** at Hawai'i (9/28/13)

## SPECIAL TEAMS

**Scored 13 or more points kicking:**  
 14, vs. Incarnate Word (9/2/17)  
**Scored 10-12 points kicking:** 11, vs. Nevada (9/30/17)  
**Punted 11+ times:** 12, at Toledo (9/17/16)  
**Punted 10 times:** at San Diego St. (10/3/15)  
**Did not punt:** vs. Hawai'i (10/4/08)  
**Totaled 200 or more kickoff return yards:**  
 209, vs. San Jose State (9/26/15)  
**Totaled 100 or more punt return yards:**  
 130, vs. Cal Poly (9/7/13)  
**Missed a PAT:** at SJSU (9/26/15)  
**Had a PAT Blocked:** vs. USC (12/21/13)  
**Successful two-point conversion:**  
 at San Jose St. (11/29/13) -  
 Derek Carr pass to Isaiah Burse  
**Had a FG Blocked:** Hawai'i (11/19/16)  
**Recovered an onside's kick:** vs. Utah (9/19/15)

## An Opposing Player Had...

**30+ carries:**  
 38, Donnell Pumphrey, San Diego State (10/14/16)  
**200+ yards rushing:**  
 220, Donnell Pumphrey, San Diego State (10/14/16)  
**150+ yards rushing:**  
 154, Jalen Hurts, Alabama (9/9/17)  
**2 rushers with 100 yards:**  
 D'Angelo Brewer (252), James Flanders (101)  
 Tulsa (9/24/16)  
**45+ pass attempts:**  
 48, Ty Gangi, Nevada (9/30/17)  
**30+ pass completions:**  
 31, Ty Gangi, Nevada (9/30/17)  
**400+ yards passing:**  
 547, David Fales, San Jose St. (11/29/13)  
**80+ yard rushing play:**  
 91, Dalton Sneed, UNLV (10/1/16)

**70-79 yard rushing play:**  
 79, Tedder Easton, Wyoming (11/9/13)  
**60-69 yard rushing play:**  
 62, Don Jackson, Nevada (11/5/15)  
**80+ yard pass play:**  
 86, Joe Gray to Jabari Carr, San Jose State (11/8/14)  
**70+ yard pass play:**  
 73, Jake Browning to Dante Pettis, Washington (9/16/17)  
**60-69 yard pass play:**  
 61, Dalton Sneed to Elijah Trosclair, UNLV (10/1/16)  
**10+ receptions:**  
 10, Wyatt Demps, Nevada (9/30/17)  
**200 yards receiving:**  
**150-199 yards receiving:**  
 164, Tyler Winston, San Jose St. (11/29/13)  
 160, Kyle Nunn, San Jose St. (11/29/13)  
**4+ field goals:**  
 D. Kelly, vs. Hawai'i (10/4/08)  
**A 50+ yard field goal:**  
 51, Bryce Crawford, San Jose State (10/7/17)  
**Punt return for a TD:**  
 Dante Pettis (77 yards), Washington (9/16/17)  
**Kickoff return for a TD:**  
 Kevin Nutt (96 yards), Colorado St. (11/28/15)  
**Returned an opening kickoff for a TD:**  
 Wade Lockett (100 yards), CS Fullerton (11/2/85)  
**Fumble recovery for a TD:**  
 S. Tu'ikolovatu (37 yards), No. 21 Utah (9/19/15)  
**Interception return for a TD:**  
 Patrick Healy (35 yards), Air Force (10/28/16)  
**2 Interceptions:** Brodie Hicks, Air Force (10/28/16)  
**3 Interceptions:** Dameon Baber, Nevada (11/5/15)  
**Blocked Punt:** Jentz Painter, Utah State (10/22/16)  
**Blocked FG:** Viane Moala, Hawai'i (11/19/16)  
**Returned a blocked punt for a touchdown:**  
 Austin Cheney, Utah State (10/22/16)

## An Opposing Team Had...

**400+ yards rushing:** 458, Air Force (10/24/15)  
**300+ yards rushing:** 305, No. 1 Alabama (9/9/17)  
**Less than 50 yards rushing:** -30, Incarnate Word (9/2/17)  
**Negative yards rushing:** -30, Incarnate Word (9/2/17)  
**500+ yards passing:**  
 547, San Jose State (11/29/13)  
**400-499 yards passing:**  
 410, No. 14 Hawai'i (11/10/07)  
**Less than 100 yards passing:**  
 97, San Jose State (10/7/17)  
**700 yards plus total offense:**  
 701, at No. 15 USC (8/30/14)  
**600-699 yards plus total offense:**  
 617, Tulsa (9/24/16)  
**500-599 yards total offense:**  
 520, BYU (11/15/15)  
**Less than 200 yards total offense:**  
 125, Incarnate Word (9/2/17)  
**Less than 105 yards total offense:**  
 104, Sacramento State (9/1/04)  
**10 or fewer first downs:** (8) Incarnate Word (9/2/17)  
**60+ points:** 73, at No. 14 Ole Miss (9/12/15)  
**50-59 points:** 52, Toledo (9/17/16)  
**40-49 points:** 38, at Washington (9/16/17)  
**Attempted a two-point conversion:**  
 Nebraska (9/3/16) - rush converted  
**Successful two-point conversion:**  
 Nebraska (9/3/16) - rush by Zack Darlington  
**Scored on a safety:**  
 Utah State, team safety (10/10/15)  
**40+ minutes of possession:**  
 42:38, Air Force (10/24/15)  
**37-40 minutes of possession:**  
 37:19, San Diego St. (10/14/15)

\* School record





JEFFREY ALLISON'S CAREER STATS

Table with columns: TACKLES, SACKS, G, UA, A, TOTAL, TFL, YDS, PD, FF, FR, BLKD, QBH. Rows for 2016, 2017, and TOTAL.

JOSH HOKIT'S CAREER STATS

Table with columns: RUSHING, PASSING, G, ATT, YDS, TD, LG, AVG/C, AVG/G, CMP, INT, YDS, TD, LG, PCT, AVG/P, AVG/G, EFFIC. Rows for 2016, 2017, and TOTAL.

JAMES BAILEY'S CAREER STATS

Table with columns: TACKLES, SACKS, G, UA, A, TOTAL, TFL, YDS, PD, FF, FR, BLKD, QBH. Rows for 2015, 2016, 2017, and TOTAL.

Table with columns: TOTAL OFFENSE, RECEIVING, SCORING, G, RUSH, PASS, TOTAL, REC, YDS, TD, LG, REC/G, AVG/C, AVG/G, TD, RUSH, PASS, RETN, PAT, 2PAT, FG, TOTAL, AVG/G. Rows for 2016, 2017, and TOTAL.

MIKE BELL'S CAREER STATS

Table with columns: INTERCEPTIONS, TACKLES, G, NO., YDS, TD, LG, AVG/R, AVG/G, UA, A, TOTAL, TFL, YDS, PD, FF, FR, BLKD, QBH. Rows for 2016, 2017, and TOTAL.

JUJU HUGHES'S CAREER STATS

Table with columns: INTERCEPTIONS, TACKLES, SACKS, G, NO., YDS, TD, LG, AVG/R, AVG/G, UA, A, TOTAL, YDS. Rows for 2016, 2017, and TOTAL.

JARON BRYANT'S CAREER STATS

Table with columns: INTERCEPTIONS, TACKLES, G, NO., YDS, TD, LG, AVG/R, AVG/G, UA, A, TOTAL, TFL, YDS, PD, FF, FR, BLKD, QBH. Rows for 2016, 2017, and TOTAL.

KEESEAN JOHNSON'S CAREER STATS

Table with columns: RECEIVING, SCORING, G, REC, YDS, TD, LG, REC/G, AVG/C, AVG/G, TD, RUSH, PASS, RETN, PAT, 2PAT, FG, TOTAL, AVG/G. Rows for 2015, 2016, 2017, and TOTAL.

JIMMY CAMACHO'S CAREER STATS

Table with columns: SCORING, FIELD GOALS, G, TD, RUSH, PASS, RETN, PAT, 2PAT, FG, TOTAL, AVG/G, ATT, MADE, LG, PCT. Rows for 2015, 2016, 2017, and TOTAL.

BLAKE CUSICK'S CAREER STATS

Table with columns: PUNTING, TACKLES, G, NO., YARDS, LG, AVG, UA, A, TOTAL, TFL, YDS, PD, FF, FR, BLKD, QBH. Rows for 2016, 2017, and TOTAL.

Table with columns: PUNT RETURNS, KICK RETURNS, G, NO., YDS, TD, LG, AVG/R, AVG/G. Rows for 2015, 2016, 2017, and TOTAL.

MALIK FORRESTER'S CAREER STATS

Table with columns: TACKLES, SACKS, G, UA, A, TOTAL, TFL, YDS, PD, FF, FR, BLKD, QBH. Rows for 2016, 2017, and TOTAL.

Table with columns: ALL PURPOSE, G, RUSH, REC, PR, KR, IR, TOTAL, AVG/G. Rows for 2015, 2016, 2017, and TOTAL.

JUSTIN GREEN'S CAREER STATS

Table with columns: TACKLES, SACKS, G, UA, A, TOTAL, TFL, YDS, PD, FF, FR, BLKD, QBH. Rows for 2014, 2015, 2016, 2017, and TOTAL.

Table with columns: RUSHING, RECEIVING, G, ATT, YDS, TD, LG, AVG/C, AVG/G, REC, YDS, TD, LG, REC/G, AVG/C, AVG/G. Rows for 2015, 2016, 2017, and TOTAL.

GEORGE HELMUTH'S CAREER STATS

Table with columns: TACKLES, SACKS, G, UA, A, TOTAL, TFL, YDS, PD, FF, FR, BLKD, QBH. Rows for 2015, 2016, 2017, and TOTAL.

Table with columns: SCORING, KICK RETURNS, G, TD, RUSH, PASS, RETN, PAT, 2PAT, FG, TOTAL, AVG/G, NO., YDS, TD, LG, AVG/R, AVG/G. Rows for 2015, 2016, 2017, and TOTAL.

Table with columns: ALL PURPOSE, G, RUSH, REC, PR, KR, IR, TOTAL, AVG/G. Rows for 2015, 2016, 2017, and TOTAL.





TANK KELLY'S CAREER STATS

Table with columns: TACKLES, G, UA, A, TOTAL, TFL, YDS, PD, FF, FR, BLKD, QBH. Rows for 2015, 2016, 2017, and TOTAL.

NATHAN MADSEN'S CAREER STATS

Table with columns: TACKLES, G, UA, A, TOTAL, TFL, YDS, PD, FF, FR, BLKD, QBH. Rows for 2014, 2015, 2016, 2017, and TOTAL.

Table with columns: SACKS, G, UA, A, TOTAL, YDS. Rows for 2014, 2015, 2016, 2017, and TOTAL.

DEJONTE O'NEAL'S CAREER STATS

Table with columns: RUSHING, G, ATT, YDS, TD, LG, AVG/C, AVG/G. Rows for 2015, 2016, 2017, and TOTAL.

Table with columns: RECEIVING, G, REC, YDS, TD, LG, REC/G, AVG/C, AVG/G. Rows for 2015, 2016, 2017, and TOTAL.

Table with columns: SCORING, G, TD, RUSH, PASS, RETN, PAT, 2PAT, FG, TOTAL, AVG/G. Rows for 2015, 2016, 2017, and TOTAL.

Table with columns: PUNT RETURNS, G, NO., YDS, TD, LG, AVG/R, AVG/G. Rows for 2015, 2016, 2017, and TOTAL.

Table with columns: KICK RETURNS, G, NO., YDS, TD, LG, AVG/R, AVG/G. Rows for 2015, 2016, 2017, and TOTAL.

Table with columns: ALL PURPOSE, G, RUSH, REC, PR, KR, IR, TOTAL, AVG/G. Rows for 2015, 2016, 2017, and TOTAL.

TOBENNA OKEKE'S CAREER STATS

Table with columns: TACKLES, G, UA, A, TOTAL, TFL, YDS, PD, FF, FR, BLKD, QBH. Rows for 2014, 2015, 2016, 2017, and TOTAL.

Table with columns: SACKS, G, UA, A, TOTAL, YDS. Rows for 2014, 2015, 2016, 2017, and TOTAL.

DESHAWN POTTS' CAREER STATS

Table with columns: TACKLES, G, UA, A, TOTAL, TFL, YDS, PD, FF, FR, BLKD, QBH. Rows for 2015, 2016, 2017, and TOTAL.

JARED RICE'S CAREER STATS

Table with columns: RECEIVING, G, REC, YDS, TD, LG, REC/G, AVG/C, AVG/G. Rows for 2016, 2017, and TOTAL.

KYLE RIDDERING'S CAREER STATS

Table with columns: RECEIVING, G, REC, YDS, TD, LG, REC/G, AVG/C, AVG/G. Rows for 2015, 2016, 2017, and TOTAL.

DAMARI SCOTT'S CAREER STATS

Table with columns: RUSHING, G, ATT, YDS, TD, LG, AVG/C, AVG/G. Rows for 2013, 2014, 2015, 2017, and TOTAL.

Table with columns: RECEIVING, G, REC, YDS, TD, LG, REC/G, AVG/C, AVG/G. Rows for 2014, 2015, 2016, 2017, and TOTAL.

Table with columns: SCORING, G, TD, RUSH, PASS, RETN, PAT, 2PAT, FG, TOTAL, AVG/G. Rows for 2013, 2014, 2015, 2017, and TOTAL.

Table with columns: PUNT RETURNS, G, NO., YDS, TD, LG, AVG/R, AVG/G. Rows for 2013, 2014, 2015, 2017, and TOTAL.

Table with columns: KICK RETURNS, G, NO., YDS, TD, LG, AVG/R, AVG/G. Rows for 2013, 2014, 2015, 2017, and TOTAL.

Table with columns: ALL PURPOSE, G, RUSH, REC, PR, KR, IR, TOTAL, AVG/G. Rows for 2013, 2014, 2015, 2017, and TOTAL.

TRENT SOECHTING'S CAREER STATS

Table with columns: TACKLES, G, UA, A, TOTAL, TFL, YDS, PD, FF, FR, BLKD, QBH. Rows for 2016, 2017, and TOTAL.

ROBERT STANLEY'S CAREER STATS

Table with columns: TACKLES, G, UA, A, TOTAL, TFL, YDS, PD, FF, FR, BLKD, QBH. Rows for 2015, 2016, 2017, and TOTAL.

CHASON VIRGIL'S CAREER STATS

Table with columns: RUSHING, G, ATT, YDS, TD, LG, AVG/C, AVG/G. Rows for 2015, 2016, 2017, and TOTAL.

Table with columns: PASSING, G, ATT, CMP, INT, YDS, TD, LG, PCT, AVG/P, AVG/G, EFFIC. Rows for 2015, 2016, 2017, and TOTAL.

Table with columns: TOTAL OFFENSE, G, RUSH, PASS, TOTAL, AVG/G. Rows for 2015, 2016, 2017, and TOTAL.

Table with columns: RECEIVING, G, REC, YDS, TD, LG, REC/G, AVG/C, AVG/G. Rows for 2015, 2016, 2017, and TOTAL.

Table with columns: SCORING, G, TD, RUSH, PASS, RETN, PAT, 2PAT, FG, TOTAL, AVG/G. Rows for 2015, 2016, 2017, and TOTAL.





## Game #1

### Fresno State 66, Incarnate Word 0

Sept. 2, 2017 • Bulldog Stadium • Fresno, Calif. • Attendance: 39,447

SCORE BY QUARTERS	1	2	3	4	OT	FINAL
Incarnate Word	0	0	0	0	-	0
Fresno State	17	17	32	0	-	66

### SCORING SUMMARY

	Plays	TOP	Score
FS 1st 06:51 HOKIT 1 yd run (Camacho kick)	6-43	2:32	0-7
FS 1st 03:56 CAMACHO 30 yd field goal	4-4	1:15	0-10
FS 1st 01:51 RICE, Ja. 65 yd pass from HOKIT (CAMACHO kick)	4-84	0:50	0-17
FS 2nd 11:09 CAMACHO 47 yd field goal	7-42	1:49	0-20
FS 2nd 04:53 HOKIT 4 yd run (CAMACHO kick)	5-84	1:48	0-27
FS 2nd 00:15 RIDDERING 2 yd pass from VIRGIL (CAMACHO kick)	10-74	3:15	0-34
FS 3rd 13:11 TEAM safety			0-36
FS 3rd 11:57 RIVERS 30 yd run (CAMACHO kick)	4-61	1:14	0-43
FS 3rd 10:22 NDOH safety			0-45
FS 3rd 07:48 JORDAN 24 yd pass from McMARYION (CAMACHO kick)	5-58	2:25	0-52
FS 3rd 05:40 MIMS 13 yd run (CAMACHO kick)	4-24	1:51	0-59
FS 3rd 00:33 ALLEN 45 yd pass from McMARYION (CAMACHO kick)	6-64	3:27	0-66

### TEAM STATS

	UIW	Fresno St.
First Downs	8	26
Rushing Att-Yards	27- -30	40-199
Passing Cmp-Att-Yds	15-31-155	23-37-414
Total Plays-Yards	58-125	77-613
Fumbles-Lost	1-1	2-0
Penalties-Yards	7-50	3-15
Punts-Yards	8-404	3-158
Average	50.5	52.7
Net	43.1	49.0
Punt Returns (#-Yds-TD)	2-11-0	5-59-0
Kickoff Returns (#-Yds-TD)	7-111-0	3-64-0
Interceptions-Yards-TD	0-0-0	1-0-0
Fumble Ret-Yards-TD	0-0-0	0-0-0
Time of Possession	27:22	32:38
3rd Downs	3-of-16	10-of-16
4th Downs	0-of-1	0-of-1
Sacks By	0-0	2-20

### INDIVIDUAL LEADERS

<b>Rushing (att-yds-TD):</b>	
FS - Ronnie Rivers (9-60-1)	
UIW - Keyondrick Philio (7-11-0)	
<b>Passing (cmp-att-int-yds-TD):</b>	
FS - Chason Virgil (16-29-0-246-1)	
UIW - Taylor Laird (9-20-1-90-0)	
<b>Receiving Yards (no-yds-TD):</b>	
FS - KeeSean Johnson (7-120-0)	
UIW - Desmond Hill (4-18-0)	
<b>Defense (ST-AT-TF-TFL-Sack):</b>	
FS - Emeka Ndoh (3-0-3-3.0-2.0)	
UIW - Mar'kel Cooks (5-1-6-0.0-0.0)	
<b>Interceptions (no-yds-TD):</b>	
FS - Sherman Coleman (1-0-0-0)	
UIW - None	

**FRESNO, Calif.** - The Jeff Tedford era opened in style on Saturday night at Bulldog Stadium as the 'Dogs blanked Incarnate Word 66-0 behind 613 yards of offense in front of 39,447 fans.

On a night that saw legendary Bulldog quarterback Derek Carr have his No. 4 jersey retired in a halftime ceremony, the Bulldogs offense flashed back to Carr's Senior Night scoring the most points in a game since November 23, 2013 when they piled on 69 in a 41-point win over New Mexico.

Saturday's shutout was the first pitched by the Bulldogs since September 5, 2009 (vs. UC Davis). The 'Dogs held Incarnate Word to 125 yards of offense on the night, including negative 30 yards rushing for a new Bulldog Stadium record for fewest rushing yards by an opponent. UIW had 60 yards offense after three quarters of play.

Sophomore quarterback Chason Virgil went 16-of-29 through the air for 246 yards and a touchdown. Junior wide receiver KeeSean Johnson posted his second career 100-yard contest totaling 120 yards on seven receptions while true freshman Ronnie Rivers, the first 'Dog to start at running back since 1980, added 60 yards on nine carries and a TD.

Sophomore Josh Hokit accounted for three scores, running for two and tossing one on a halfback pass. Junior transfer Marcus McMaryion completed 6-of-7 passes for 103 yards and two touchdowns, entering in the third quarter.

The defense was led by junior Tank Kelly's six tackles and a standout night by junior transfer Emeka Ndoh who posted two sacks, a forced fumble and a fumble recovery.

### How It Happened

After stalling on the opening offensive drive, the 'Dogs defense went to work right away forcing a turnover on a 3rd-and-14 as junior defensive end Emeka Ndoh striped UIW quarterback Taylor Laird of the ball and recovered the ball.

On the ensuing drive, the 'Dogs put together a six-play, 43-yard drive that spanned 2:32 on the clock as a 1-yard touchdown plunge from Hokit gave Fresno State its first score of 2017.

After the 'Dogs forced a three-and-out on the Cardinals next possession, junior running back Deonte O'Neal broke off a career-long 44-yard punt return down to the UIW 17. With three plays only netting four yards on offense, senior kicker Jimmy Camacho converted a 30-yard field to put the Bulldogs up 10-0.

On Fresno State's next possession after forcing a three-and-out, Hokit increased the score to 17-0 on a 65-yard halfback pass as he connected with sophomore tight end Jared Rice who was streaking down the left side of the field wide open for a 65-yard score. Hokit's touchdown throw was the first touchdown thrown by a non-quarterback since Robbie Rouse in 2012 - a 1-yard throw on Nov. 24 vs Air Force.

The scoring continued in the second quarter as Camacho connected on his second field goal of the night, this one a career-long 47 yards, to put Fresno State ahead 20-0.

The offensive fireworks continued as the Bulldogs put up two more touchdowns in the second quarter as Hokit punched in his second touchdown of the game, a 4-yard run, and after an eighth straight three-and-out by UIW, Virgil connected with junior tight end Kyle Riddering for 2-yard TD, his first career TD reception, to put the 'Dogs in control 34-0.

After gaining 361 yards of offense in the first half and scoring 34 points, Fresno State continued to pile up the points in the second half, adding 34 in the third quarter alone. The 'Dogs picked up a pair of safeties and a 30-yard run from true freshman Ronnie Rivers sandwiched in between to put the 'Dogs out front 45-0.

Fresno State added three more touchdowns between the 7:48 and 0:33 marks in the third quarter, including a pair of scoring tosses from McMaryion, and the first touchdown run from freshman running back Jordan Mims to push the 'Dogs lead to 66-0 after three quarters.

It was the most points scored by Fresno State in a season opener since 1988 when they tacked on 68 against New Mexico.



## Game #2

### No. 1 Alabama 41, Fresno State 10

Sept. 9, 2017 • Bryant-Denny Stadium • Tuscaloosa, Ala. • Attendance: 101,127

SCORE BY QUARTERS	1	2	3	4	OT	FINAL
Fresno State	3	0	0	7	-	10
Alabama	14	14	3	10	-	41

### SCORING SUMMARY

	Plays	TOP	Score
UA 1st 14:21 Hurts 55 yd run (Pappanastos kick)	2-73	0:39	0-7
UA 1st 08:24 Hentges 23 yd pass from Hurts (Pappanastos kick)	10-62	4:25	0-14
FS 1st 04:03 CAMACHO 28 yd field goal	9-69	4:21	3-14
UA 2nd 14:25 Hurts 3 yd run (Pappanastos kick)	11-75	4:38	3-21
UA 2nd 01:15 Harris 5 yd run (Pappanastos kick)	6-77	2:29	3-28
UA 3rd 02:03 Pappanastos 24 yd field goal	11-53	5:31	3-31
UA 4th 07:08 Pappanastos 22 yd field goal	4-0	0:44	3-34
FS 4th 06:06 GRIM 26 yd pass from VIRGIL (CAMACHO kick)	4-37	1:02	10-34
UA 4th 02:41 Ruggs III 16 yd pass from Tagovailoa (Pappanastos kick)	8-75	3:25	10-41

### TEAM STATS

	Fresno St.	Alabama
First Downs	18	28
Rushing Att-Yards	22-57	39-305
Passing Cmp-Att-Yds	26-41-216	20-27-192
Total Plays-Yards	63-273	66-497
Fumbles-Lost	1-0	0-0
Penalties-Yards	1-6	4-30
Punts-Yards	6-222	3-125
Average	37.0	41.7
Net	35.0	41.7
Punt Returns (#-Yds-TD)	0-0-0	2-12-0
Kickoff Returns (#-Yds-TD)	5-127-0	1-19-0
Interceptions-Yards-TD	0-0-0	1-0-0-0
Fumble Ret-Yards-TD	0-0-0	0-0-0
Time of Possession	29:18	30:42
3rd Downs	3-of-11	4-of-10
4th Downs	0-of-0	1-of-1
Sacks By	1-8	2-9

### INDIVIDUAL LEADERS

<b>Rushing (att-yds-TD):</b>	
FS - Ronnie Rivers (9-29-0)	
UA - Jalen Hurts (10-154-2)	
<b>Passing (cmp-att-int-yds-TD):</b>	
FS - Chason Virgil (21-34-1-180-1)	
UA - Jalen Hurts (14-18-0-128-1)	
<b>Receiving Yards (no-yds-TD):</b>	
FS - KeeSean Johnson (8-55-0)	
UA - Calvin Ridley (5-45-0)	
<b>Defense (ST-AT-TF-TFL-Sack):</b>	
FS - Jeffrey Allison (7-7-14-1.0-1.0)	
UA - Ronnie Harrison (5-3-8-1.0-0.0)	
<b>Interceptions (no-yds-TD):</b>	
FS - None	
UA - Anthony Averett (1-30-0)	

**TUSCALOOSA, Ala.** - The Fresno State Bulldogs fell 41-10 to No. 1 Alabama on Saturday afternoon in front of 101,127 fans at Bryant-Denny Stadium. The Crimson Tide built a 28-3 lead in the opening 30 minutes and retained their lead despite a strong second half effort by the 'Dogs.

Fresno State (1-1) tallied 216 yards through the air while adding 58 yards on the ground. Sophomore quarterback Chason Virgil completed 21-of-34 passes for 180 yards and added a 26-yard scoring strike to sophomore wide receiver Derrion Grim in the fourth quarter.

Junior wide receiver KeeSean Johnson added a team-high eight receptions for 55 yards while senior Da'Mari Scott added a career-high seven catches for 67 yards. Scott added 94 yards on kickoff returns and 10 yards rushing to give him 171 all-purpose yards to match his career-best. Jeffrey Allison led the 'Dogs on defense with a career-high 14 stops, including seven solo, and added a sack. Sophomore defensive back Juju Hughes added a career-best nine tackles, five solo, while sophomore defensive back Jaron Bryant added seven tackles, including six solo stops.

Alabama (2-0) totaled 497 yards of offense with 305 yards coming on the ground and added 192 yards through the air. Sophomore quarterback Jalen Hurts accounted for 282 yards individually, posting 154 yards on 10 carries, and went 14-of-18 through the air for 128 yards. Junior wide receiver Calvin Ridley was one of 11 Tide players with a reception in the game as he finished with team-highs in receptions (5) and yards (45). On defense, junior defensive back Ronnie Harrison and sophomore defensive lineman Raekwon Davis each finished with a team-best eight tackles.

### How It Happened

Alabama wasted little time getting on the scoreboard, winning the coin toss and running only two offensive plays to get on the board. On the second play from scrimmage, Hurts ran through the Bulldog defense for a 55-yard touchdown for an early 7-0 lead.

After a quick three-and-out for the 'Dogs, the Tide offense picked up where it left off, putting together a 10-play, 62-yard drive that took 4:25 off the play clock. Hurts hooked up with junior tight end Hale Hentges for a 23-yard score to gain a 14-0 advantage.

The Bulldogs were able to get things going on offense on their second drive. A 30-yard connection from Virgil to Scott got the ball down to the Tide 18-yard line, and after a 5-yard run by Ronnie Rivers and a 4-yard carry by Josh Hokit to the nine, a 27-yard field goal by senior kicker Jimmy Camacho put the 'Dogs on the board. The 'Dogs covered 70 yards on nine plays on that drive and rolled 4:21 off the clock.

Taking over with 3:44 left in the first quarter, the Tide continued to pound away at the 'Dogs defense as they put together an 11-play, 75-yard drive that ended with a 3-yard run into the end zone by Hurts for his second rushing score of the game. The Tide outgained the 'Dogs 198 to 67 in the opening quarter.

Alabama backup quarterback Tua Tagovailoa came into the contest with 10:35 left in the second quarter, and after picking up a quick first down, Allison notched a sack for a loss of eight yards, and after a pair of incompletions, the 'Dogs forced Alabama's first punt of the game with 7:51 to play until halftime.

Fresno State began the next drive on their own 8-yard line and moved the ball out to their 44. On third-and-6, Virgil tossed a ball along the sideline inside the Alabama 30 to Jamire Jordan, but the ball was just off the finger tips as the receiver laid out for the catch. After a Cusick punt, the Tide brought Hurts back into the game and added a touchdown late in the half. Damien Harris punched in a 5-yard score to take a 28-3 lead into halftime.

The second half was a different story for the 'Dogs, owning the scoring advantage 7-6 until Alabama got into the endzone with 2:41 remaining in the game.

Alabama converted on a pair of field goals between the third and fourth quarters to take a 34-3 lead. The 'Dogs found the endzone with 6:06 left the fourth quarter after a 63-yard kickoff return by Scott gave the 'Dogs their best starting field position of the game. Virgil finished the drive with a 26-yard pass play to Grim, the sophomore receiver's first of his career.





Game #3

No. 6 Washington 48, Fresno State 16

Sept. 16, 2017 • Husky Stadium • Seattle, Wash. • Attendance: 68,384

SCORE BY QUARTERS table with columns for quarters 1-4, OT, and FINAL, and rows for Fresno State and Washington.

SCORING SUMMARY

Table listing scoring plays, including Gaskin's 28-yard run, Pettis's 4-yard pass, and Camacho's 29-yard field goal.

TEAM STATS

Table comparing team statistics for Fresno State and UW, including First Downs, Rushing Att-Yards, and Time of Possession.

INDIVIDUAL LEADERS

Table listing individual player statistics for Rushing, Passing, Receiving, and Defense.

Game #4, MW Game #1

Fresno State 41, Nevada 21

Sept. 30, 2017 • Bulldog Stadium • Fresno, Calif. • Attendance: 27,434

SCORE BY QUARTERS table with columns for quarters 1-4, OT, and FINAL, and rows for Nevada and Fresno State.

SCORING SUMMARY

Table listing scoring plays, including Johnson's 10-yard pass, Camacho's 29-yard field goal, and Rivers' 5-yard run.

TEAM STATS

Table comparing team statistics for Nevada and Fresno State, including First Downs, Rushing Att-Yards, and Time of Possession.

INDIVIDUAL LEADERS

Table listing individual player statistics for Rushing, Passing, Receiving, and Defense.

SEATTLE - A 27-point first quarter by the high-powered scoring offense of No. 6 Washington proved to be too much for Fresno State to overcome on Saturday night at Husky Stadium as the Bulldogs fell 48-16.



Fresno State (1-2) totaled 313 yards on offense with 151 in the first half and 162 in the second half. The 'Dogs finished with 194 yards through the air and 119 yards on the ground and totaled 18 first downs while possessing the ball for 32:55.

Sophomore quarterback Chason Virgil went 11-of-20 for 98 yards while junior Marcus McMaryion came on in the second half to go 10-of-16 for 96 yards. Senior wide receiver Da'Mari Scott had a team-leading five receptions for 40 yards and recorded his first touchdown of the season.

On defense, sophomore defensive back Mike Bell made a career-high nine tackles, including six solo, and also recorded 1.5 tackles for a loss. Linebackers Jeffrey Allison and James Bailey had five tackles apiece while Allison forced one of two fumbles on the evening by the 'Dogs.

How It Happened

With the Bulldogs receiving the ball to start the game, the 'Dogs picked up a quick first down on an 11-yard run by Rivers, but were stopped short on a third down setting up the first punt of the game by sophomore punter Blake Cusick.

After a quick three-and-out by the 'Dogs, Washington used back-to-back receptions of 17 and 50 yards, respectively, to reach the Bulldogs four-yard line. After what appeared to be a third down tackle by the Bulldogs on third-and-goal, a horse collar penalty wiped out the Bulldogs' positive momentum.

Washington extended its lead 20-0 on a seven-yard rush out of the Wildcat formation by Gaskin that was set up after a Bulldog turnover. After the 'Dogs were stopped on third-and-3 on their next drive, Cusick's punt was returned 77 yards by Pettis for a touchdown, to move the score 27-0 in favor of UW, as the senior wide receiver tied an NCAA record with his eighth career punt return for a touchdown.

The 'Dogs looked to get on the scoreboard at the end of the first quarter, but a 48-yard field attempt by Jimmy Camacho sailed wide right. Washington extended its lead to 34-0 with a seven-yard touchdown pass from Browning to Pettis with 12:07 left in the first half.

After forcing the Huskies' first punt of the game, the 'Dogs took over at midfield and went on an eight-play 50-yard drive that was punctuated by a six-yard touchdown score from Virgil to Scott to get Fresno State on the board. Washington closed out its high-scoring first half with an 11-play, 75-yard drive that ended with an eight-yard touchdown reception by Gaskin from Browning.

The second half started quickly for the Huskies, needing only two plays to score, as Browning and Pettis connected for a 73-yard touchdown pass. The 'Dogs were unable to score touchdowns in the third quarter, despite the defense forcing fumbles on back-to-back drives and gaining possession in UW territory.

Camacho made his third field of the night in the fourth quarter, connecting from 31 yards, which resulted in the final score, 48-16.

FRESNO, Calif. - Behind 504 yards of total offense and three first half touchdowns from junior wide receiver KeeSean Johnson, the Fresno State Bulldogs won its Mountain West opener over Nevada 41-21 on Saturday evening at Bulldog Stadium.



Junior quarterback Marcus McMaryion, making his first start as a Bulldog, had a standout game behind center, passing for 296 yards on 24-of-32 passing and tossed two touchdowns. The Oregon State transfer went 20-of-23 in the first half for 260 yards. Johnson, a Biletnikoff award watch list candidate, made a team-high seven receptions for 104 yards and matched his career-high with three touchdowns.

On the ground, freshman running back Ronnie Rivers rushed for a season-best 82 yards on a season-high 12 carries and scored the 'Dogs lone touchdown on the ground.

Defensively, the secondary provided three turnovers as sophomore Jaron Bryant notched his first two career interceptions, one returned 18 yards for a touchdown, and senior Johnny Johnson, Jr. added another.

Junior linebacker George Helmuth had a career-high 10 tackles and added a sack and tackle for a loss. Linebackers James Bailey and Jeffrey Allison each had eight tackles apiece while sophomore defensive back Mike Bell added seven tackles, including three solo stops.

How It Happened

The first quarter saw the 'Dogs build an early 10-0 lead behind 120 yards of offense with 107 yards coming through the air. With Nevada winning the coin toss and deferring to the second half, Jamire Jordan received the opening kickoff and returned it 71 yards down to the Wolf Pack 29-yard line. Three plays later, McMaryion found Johnson for a 10-yard touchdown to give the Bulldogs an early 7-0 lead.

The Wolf Pack threatened to score on its second possession of the game driving down to the Bulldog 35-yard line before being forced to attempt a 45-yard field goal. Nevada's Spencer Pettit's kick was blocked by the Fresno State's James Bailey and recovered by DeShawn Potts. Taking over at their 25-yard line, the 'Dogs went on a 12-play, 63-yard drive down to the Nevada 12 setting up a Jimmy Camacho 29-yard field goal to put the 'Dogs up 10-0 at the end of the first quarter.

The Bulldogs continued to build their lead in the second quarter using a quick 63-yard strike from McMaryion to sophomore wide receiver Derrion Grim to get down to the Nevada 25. After a nine-yard rush by freshman running back Jordan Mims, a 16-yard pass from running back Josh Hokit to Johnson put the 'Dogs in front 17-0 - the running back's second TD toss this season.

Bryant's interception return, the first interception returned for a touchdown by a Bulldog since 2015, and a 40-yard strike from McMaryion to Johnson extended the Bulldogs lead to 31-0 with 2:08 left in the first half.

Nevada would not end the half quietly, answering back with back-to-back touchdowns within 19 seconds of one another under one minute remaining in the half. Gangii connected with Wyatt Demps for a 17-yard score and then after a fumble by Fresno State's Da'Mari Scott on the ensuing kickoff, Gangii wasted no time finding Trevion Armstrong in the corner of the endzone to cut the 'Dogs lead to 31-14.

The Bulldogs extended their lead to 38-14 in the third quarter as Rivers punched in a five-yard score on the ground to finish off a six-play, 56-yard drive and Camacho's second field goal of the night from 27 yards out ended the Bulldogs' scoring for the contest. A late touchdown by the Wolf Pack made the final score 41-21, earning the Bulldogs their largest margin of victory in a conference opener since 2011.





Game #5, MW Game #2

Fresno State 27, San Jose State 10

Oct. 7, 2017 • CEFCU Stadium • San Jose, Calif. • Attendance: 18,483

SCORE BY QUARTERS table with columns for quarters 1-4, OT, and FINAL, and rows for Fresno State and San Jose State.

SCORING SUMMARY

Table listing scoring plays, including RIVERS 15 yd run, RIVERS 3 yd run, HOKIT 1 yd run, OLIVER 6 yd pass, CAMACHO 38 yd field goal, CRAWFORD 51 yd field goal, and CAMACHO 50 yd field goal.

TEAM STATS

Table comparing Fresno State and SJSU stats: First Downs, Rushing Att-Yards, Passing Cmp-Att-Yds, Total Plays-Yards, Fumbles-Lost, Penalties-Yards, Punts-Yards, Average, Net, Punt Returns, Kickoff Returns, Interceptions, Fumble Ret-Yards, Time of Possession, 3rd Downs, 4th Downs, Sacks By.

INDIVIDUAL LEADERS

Table listing individual leaders: Rushing (att-yds-TD) for Ronnie Rivers and Tyler Nevens; Passing (cmp-att-int-yds-TD) for Marcus McMaryion; Receiving Yards (no-yds-TD) for Da'Mari Scott and JaQuan Blackwell; Defense (ST-AT-TT-TFL-Sack) for Malik Forrester and Frank Ginda; Interceptions (no-yds-TD) for Jaron Bryant and Juju Hughes.

SAN JOSE, Calif. - The Fresno State football team regained control of the Valley Trophy on Saturday evening with a 27-10 victory at San Jose State, topping the Spartans behind three first-half touchdowns, and a stifling defense that allowed just 205 yards and forced four turnovers.

"It's always nice to come away with a victory," said head coach Jeff Tedford. "We can get a lot better, but it's great to bring the trophy home. That's something we talked all week about, and we take pride in that."



While the defense laid the foundation, Fresno State's (3-2, 2-0 MW) running game paved the way offensively. Freshman running back Ronnie Rivers had a season-high 19 carries for a season-best 105 yards and added two rushing scores. Fellow freshman running back Jordan Mims added 12 carries for 49 yards and sophomore Josh Hokit rushed 10 times for 43 yards as the 'Dogs tallied a season-high 212 yards on the ground.

Junior quarterback Marcus McMaryion, making his second-straight start, finished 15-of-26 through the air for 136 yards, spreading the ball around to four receivers. Junior KeeSean Johnson had a team-high 52 yards on two receptions, including a 45-yard gain in the first quarter, while senior Da'Mari Scott matched his season-high with seven receptions for 45 yards.

On the defensive side of the ball, sophomore defensive back Juju Hughes filled up the stat sheet finishing with six tackles (four solo) and added two tackles for loss, a sack, interception and a forced fumble. Senior defensive tackle Malik Forrester added six tackles, three tackles for loss, two sacks and forced a fumble as he wreaked havoc on the Spartan offense all night. Sophomore linebacker Jeffrey Allison had a team-high nine tackles, five solo, and a tackle for loss.

How It Happened

The Bulldog defense came out tough from the start of the game, forcing two turnovers in the first nine minutes of action as sophomore defensive back Jaron Bryant and Hughes each picked off passes from Spartan quarterback Josh Love. The first scoring drive for the 'Dogs started at their 44-yard line as they put together a 14-play, 56-yard drive, capped by a Rivers' 15-yard rush, that took 6:03 off the clock.

With the Spartans getting the ball back, Hughes picked off a Love third-down pass for his first career interception. The Bulldogs took over at their own 47-yard line, and after a 10-yard run by Rivers and a five-yard rush by Mims, McMaryion connected with Johnson down the middle of the field for a 45-yard gain down to the SJSU 8-yard line. Three plays later, Rivers rushed for his second score of the game with a three-yard plunge up the middle to put Fresno State in front 14-0.

Holding a 152-44 advantage in yards and holding the ball for over 10 minutes after the first quarter, the 'Dogs continued to pound the rock in the second quarter putting together a season-long 17-play, 80-yard drive that ran 8:04 off the game clock. Running the ball 15 times on the drive, Rivers rushed five times for 39 yards and Mims carried it five times for 23 yards as the drive ended with a 1-yard touchdown run by Hokit.

With the 'Dogs holding its opponent scoreless in the first half for a second time this season, Fresno State held a 285-79 advantage in yards in the first half. The Spartans got on the scoreboard in the third quarter capitalizing on its best starting field position of the game, starting at the Bulldogs' 49-yard line as SJSU put together a nine-play drive that finished with a six-yard pass from Love to Josh Oliver.

Senior Jimmy Camacho extended the Bulldogs' lead to 24-7 lead with a 38-yard field goal with 13:40 to play in the fourth quarter. The Spartans' Bryce Crawford nailed a 51-yard field goal to bring it back within a two possession game, but after a short kickoff was recovered by the 'Dogs at the SJSU 38-yard line, the 'Dogs gained five yards before Camacho hit a career-long 50 yard field goal to complete the scoring for the Bulldogs.

Game #6, MW Game #3

Fresno State 38, New Mexico 0

Oct. 14, 2017 • Bulldog Stadium • Fresno, Calif. • Attendance: 28,090

SCORE BY QUARTERS table with columns for quarters 1-4, OT, and FINAL, and rows for New Mexico and Fresno State.

SCORING SUMMARY

Table listing scoring plays, including JORDAN 70 yd pass, JOHNSON, K. 12 yd pass, RIVERS 4 yd run, CAMACHO 37 yd field goal, JORDAN 32 yd pass, and HOKIT, Josh 12 yd run.

TEAM STATS

Table comparing Fresno State and UNM stats: First Downs, Rushing Att-Yards, Passing Cmp-Att-Yds, Total Plays-Yards, Fumbles-Lost, Penalties-Yards, Punts-Yards, Average, Net, Punt Returns, Kickoff Returns, Interceptions, Fumble Ret-Yards, Time of Possession, 3rd Downs, 4th Downs, Sacks By.

INDIVIDUAL LEADERS

Table listing individual leaders: Rushing (att-yds-TD) for Ronnie Rivers and Tyrone Owens; Passing (cmp-att-int-yds-TD) for Marcus McMaryion and Tekava Tuioiti; Receiving Yards (no-yds-TD) for Jamire Jordan and Hart-Johnson; Defense (ST-AT-TT-TFL-Sack) for Juju Hughes and Rashaun Epting; Interceptions (no-yds-TD) for Mike Bell.

FRESNO, Calif. - Posting multiple shutouts in a season for the first time since 1988 and improving to 3-0 in Mountain West play for the first time since 2013, Fresno State blanked New Mexico 38-0 on Saturday evening at Bulldog Stadium on Homecoming.



"Our defense played excellent tonight," said head coach Jeff Tedford after the 'Dogs first-ever shutout over a MW opponent. "That is a hard offense to stop. Our defense did an awesome job with the game plan. We had the guys in the right position and they played really hard."

With another stingy defensive outing for the 'Dogs, Fresno State's (4-2, 3-0 MW) deep passing game ruled the day offensively. Junior quarterback Marcus McMaryion, making his third-straight start, finished 13-of-23 through the air for 299 yards, spreading the ball around to six receivers in the contest.

Junior KeeSean Johnson had his third 100-yard receiving game of the season totaling 105 yards on five receptions while scoring his fourth touchdown of the season. Fellow junior wideout Jamire Jordan added his first 100-yard contest of the season with a team-high 108 yards on three catches, including a pair of touchdowns, for his first career multi-touchdown game of his career. It was the first time since Oct. 28, 2016 against Air Force that the 'Dogs have had two 100-yard receivers as Johnson and Jordan each went over 100 yards in that contest.

On the defensive side of the ball, reigning Mountain West Defensive Player of the Week Juju Hughes had another standout game in the defensive backfield finishing with a career-high 11 tackles (nine solo) and added two tackles for a loss and two pass breakups. Sophomore safety Mike Bell, making his first start of the season and second of his career, finished with a career-best 10 tackles (eight solo), his first career interception and a pass breakup.

The 'Dogs offense totaled 526 yards of offense, including 299 yards through the air and 227 yards on the ground, while limiting New Mexico to 322 yards, including only 109 yards on the ground for the Lobos' fewest rushing yards since Sept. 15, 2012 when they were held to 84 yards at Texas Tech.

How It Happened

After the teams started off the game trading a pair of punts, the Lobos' offense picked up a bit of steam on its third drive, getting as far as the Bulldogs' 26-yard line before being stopped on a third-and-4. Jason Sanders' 43-yard field goal attempt sailed wide left and a quick two-play drive ensued as McMaryion connected on a 70-yard touchdown with Jordan to give the 'Dogs an early 7-0 lead.

On the Bulldogs' next drive, McMaryion again connected deep, finding Johnson for a career-long 75-yard catch-and-run down to the UNM 12-yard line, and after a quick timeout, McMaryion found Johnson in the corner of the endzone for his fourth touchdown of the season.

With the 'Dogs leading 14-0 after the first quarter, the fourth time this season Fresno State has shut out its opponent in the opening frame, and third week in a row, the Bulldogs accounted for 171 yards through the air in the opening quarter.

Forcing another punt by the Lobos, the Bulldogs took over at their own 18-yard line with 12:51 left in the half, and after the Lobos lone sack of the game brought McMaryion down to the five, a six-yard strike to Jordan set up a third-and-17. A career-long 57-yard rush by the junior quarterback brought the ball to the New Mexico 32-yard line. A pair of rushes by freshman running back Ronnie Rivers, a 28-yard scamper followed by a four-yard touchdown run, pushed the 'Dogs lead to 21-0.

The 'Dogs added a 37-yard field goal by senior kicker Jimmy Camacho to make it 24-0, set up by a forced fumble by junior linebacker James Bailey and recovered by Bell, and a 32-yard scoring strike from McMaryion to Jordan increased the lead to 31-0 after the three quarters.

A 12-yard touchdown run by Hokit, his fourth score of the season, completed the scoring on the night as the 'Dogs shut out a conference opponent for the first time since blanking San Jose State 30-0 in 2007.

