



# AZTEC RECORDS

## INSIDE

Team Records .....	72
Individual Records .....	73
Single-Game Bests .....	74
Single-Season Leaders .....	75
Career Leaders .....	76
Annual Leaders .....	77
Year-By-Year Team Stats .....	78



# TEAM RECORDS

## AZTEC TEAM RECORDS

### Points

Game High - 132, vs. Utah St., 12/16/83  
 Game Low - 22, at Utah, 2/20/03  
 Season High - 2,600 (1988-89)  
 Season Low - 1,084 (1976-77)

### Scoring Average

Season High - 86.6 (2,597 pts. in 30 gm.), 1983-84  
 Season Low - 53.1 (1,435 pts. in 27 gm.), 2005-06

### Field Goals

Game High - 58, Utah St., 12/16/83  
 Game Low - 8, at Utah, 2/20/03; vs. Utah, 2/5/04  
 Season High - 1,098 (1983-84)  
 Season Low - 421 (1976-77)

### Field Goals Attempts

Game High - 96, Utah St., 12/16/83  
 Game Low - 35, vs. LBSU, 1/23/82  
 Season High - 2,228 (1988-89)  
 Season Low - 1,321 (1976-77)

### Field Goal Percentage

Game High - .681 - 32-47 vs. Illinois St., 11/24/00  
 High Half - .836 - CS Fullerton, 1/14/82  
 Game Low - .190, vs. Utah, 2/5/04  
 Season High - .494, 1098-2221 (1983-84)  
 Season Low - .319, 421-1321 (1976-77)

### 3-Point Field Goals

Game High - 17, vs. Utah Valley St. (2/10/05)  
 Game Low - 0, many times  
 Season High - 140 (2004-05)  
 Season Low - 4 (1987-88)

### 3-Point Field Goal Attempts

Game High - 29 at Colorado St. (1/20/05)  
 Game Low - 0, many times  
 Season High - 479 (2004-05)  
 Season Low - 24 (1987-88)

### Three-Point Field Goal Percentage

Game High - 1.000, many times, last vs. UNM, 3/11/94  
 Game Low - .000, many times  
 Season High - .404 (64-161) (1993-94)  
 Season Low - .146 (6-41) (1991-92)

### Free Throws

Game High - 31, Duquesne, 12/30/98  
 Game Low - 0, six times, last at UC Davis, 12/3/05  
 Season High - 527 (1988-89)  
 Season Low - 240 (1976-77)

### Free Throw Attempts

Game High - 45, Colorado, 1/9/80  
 Game Low - 0, vs. Utah, 1/25/03  
 Season High - 796 (1980-81)  
 Season Low - 395 (1976-77)

### Free Throw Percentage - (min. 10 att.)

Game High - 1.000 (20-20), vs. UCLA, 2/2/81  
 Game Low - .000, vs. CS Fullerton, 1/22/90; Wyo., 2/14/02, at UC Davis, 12/3/05

Season High - .745 (475-638) (1981-82)  
 Season Low - .512 (264-516) (1992-93)

### Rebounds

Game High - 76, Pepperdine, 12/12/77  
 Game Low - 14, vs. USC, 2/5/80  
 Season High - 1,479 (1988-89)  
 Season Low - 735 (1998-99)

### Assists

Game High - 34, vs. UTEP, 1/14/84; vs. UCSB, 1/7/84  
 Game Low - 1, vs. UC Irvine, 2/15/82  
 Season High - 637 (1983-84)  
 Season Low - 188 (1976-77)

### Turnovers

Game High - 48, vs. UCLA, 2/23/79  
 Game Low - 8, vs. Wyoming, 2/2/94; vs. Pepperdine (12/7/96)  
 Season High - 726 (1985-86)  
 Season Low - 454 (2004-05)

### Personal Fouls

Game High - 34, vs. Cal Poly SLO, 12/18/76  
 Game Low - 6, vs. Virginia, 12/27/81  
 Season High - 674 (1985-86)  
 Season Low - 429 (1999-00)

## OPPONENT TEAM RECORDS

### Points

Game High - 116, LBSU, 3/8/86  
 Game Low - 17, San Diego, 12/11/78  
 Season High - 2,423 (1985-86)  
 Season Low - 1,467 (1976-77)

### Scoring Average

Season High - 78.2 (2,423 pts. in 31 gm.), 1985-86  
 Season Low - 52.0 (1,559 pts. in 30 gm.), 1996-97

### Field Goals

Game High - 47, LBSU, 2/10/86  
 Game Low - 8, San Diego, 12/11/78  
 Season High - 973 (1984-85)  
 Season Low - 421 (1976-77)

### Field Goal Attempts

Game High - 91, CS Fullerton, 2/1/78; Pepperdine, 12/12/77  
 Game Low - 31, San Diego, 12/11/78  
 Season High - 2,099 (1984-85)  
 Season Low - 1,321 (1976-77)

### Field Goal Percentage

Game High - .680 (34-50), UCLA, 1/25/79  
 Game Low - .208 (10-48), LMU, 12/17/94  
 Season High - .490 (905-1848) (1982-83)  
 Season Low - .352 (560-1591) (1994-95)

### 3-Point Field Goals Made

Game High - 13, at Wyoming, 2/21/04  
 Game Low - 0, many times, last vs. Wyoming, 3/7/07  
 Season High - 141 (2003-04)  
 Season Low - 49 (1987-88)

### 3-Point Field Goal Attempts

Game High - 30, Radford, 3/23/89  
 Game Low - 0, many times  
 Season High - 404 (2000-01)  
 Season Low - 148 (1987-88)

### 3-Point Field Goal Percentage

Game High (min. 7) - .889 (8-9), UOP, 3/4/89  
 Game Low - .000, many times, last vs. Wyoming, 3/7/07  
 Season High - .385, 119-309 (2005-06)  
 Season Low - .269, 76-283 (1996-97)

### Free Throws

Game High - 37, at Wichita St., 11/19/05  
 Game Low - 0, San Diego, 2/10/82  
 Season High - 467 (1994-95)  
 Season Low - 219 (1981-82)

### Free Throw Attempts

Game High - 50, at Wichita St., 11/19/05  
 Game Low - 2, San Diego, 1978; USIU, 1981  
 Season High - 743 (1994-95)  
 Season Low - 350 (1981-82)

### Free Throw Percentage

Game High (min. 10) - 1.000 (18-18), CS Northridge, 12/28/03; (12-12) at UC Davis, 12/3/05  
 Game Low - .182 (2-11), UNLV, 1/21/88  
 Season High - .728, 385-529 (2004-05)  
 Season Low - .601, 252-419 (1979-80)

### Rebounds

Game High - 71, CS Fullerton, 1/25/83  
 Game Low - 14, Arizona, 1/31/81  
 Season High - 1,291 (1977-78)  
 Season Low - 894 (1978-79)

## AZTEC TEAM SCORING RECORDS

### Largest Victory Margin

(81) 98-17 vs. San Diego .....1978-79  
 (75) 112-37 vs. Hardin-Simmons .....1984-85  
 (70) 111-41 vs. Lewis-Clark State.....1983-84  
 (68) 132-64 vs. Utah State .....1983-84  
 (62) 97-35 vs. Fresno State .....1994-95

### Largest Losing Margin

(65) 38-103 vs. Cal Poly Pomona.....1976-77  
 (64) 45-109 vs. Stanford .....1989-90  
 (60) 44-104 vs. UCLA .....1977-78  
 (53) 45-98 vs. UCLA .....1976-77  
 (51) 42-93 vs. UCLA .....1976-77


### 100-Point Games

132 vs. Utah State (64) .....1983-84  
 122 vs. UC Santa Barbara (62).....1983-84  
 116 vs. Texas-El Paso (59).....1983-84  
 112 vs. Hardin-Simmons (37) .....1984-85  
 111 vs. Lewis-Clark State (41) .....1983-84  
 105 vs. Texas-El Paso (72).....1982-83  
 104 vs. Arizona State (82) .....1984-85  
 103 vs. Pepperdine (81) .....1983-84  
 103 vs. N. Illinois (92) .....1987-88  
 101 vs. U. of Pacific (58).....1987-88  
 101 vs. McNeese State (55) .....1990-91  
 101 vs. Colorado State (62) .....1991-92





# INDIVIDUAL RECORDS



**Diena Pels**

## AZTEC INDIVIDUAL RECORDS

### Games Played

Season - 36 by Diena Pels, Monica Rebbe, Heidi Bauer, 1980-81  
 Career - 128, Marsha Overton, 1980-83

### Minutes Played

Game - 50, Michelle Suman at UTEP, 1/19/91  
 Season - 1,244, Judy Porter, 1980-81  
 Career - 4,319, Judy Porter, 1980-83

### Points

Game - 46, Tina Hutchinson vs. CSF, 1/10/84  
 Season - 898, Tina Hutchinson, 1983-84  
 Career - 2,318, Judy Porter, 1980-83

### Scoring Average

Season - 29.9, Tina Hutchinson, 1983-84 (898/30 gm.)  
 Career - 23.3, Chana Perry, 1988-89 (1,445/62 games)

### Field Goals

Game - 20, Tina Hutchinson vs. Utah St., 12/16/83;  
 Chana Perry vs. Fresno St., 1/14/89  
 Season - 383, Tina Hutchinson, 1983-84  
 Career - 882, Judy Porter, 1980-83

### Field Goal Attempts

Game - 38, Tina Hutchinson at Long Beach St., 3/7/84  
 Season - 717, Tina Hutchinson, 1983-84  
 Career - 1,685, Judy Porter, 1980-83

### Field Goal Percentage

Game (Min. 10 attempts) -  
 1.000 (10-10), Heidi Bauer vs. Arizona, 2/26/82  
 Season (Min. 150 attempts) -  
 .667 (156-234), Michelle Suman, 1991-92  
 Career (Min. 300 attempts) -  
 .612 (524-858), Michelle Suman, 1992-95

### 3-Point Field Goals

Game - 8, Falisha Wright at Wyoming, 2/25/93; Carmelia Bloodsaw at UTEP, 1/19/91  
 Season - 77, Jamey Cox, 2002-03  
 Career - 249, Jamey Cox, 1999-2003

### 3-Point Field Goal Attempts

Game - 18, Jamey Cox vs. Wyoming, 2/8/03  
 Season - 237, Jamey Cox, 2002-03  
 Career - 693, Jamey Cox, 1999-2003

### 3-Point Field Goal Percentage

Season - .454, (49-108), Falisha Wright, 1991-92  
 Career - .382, (206-539), Falisha Wright, 1992-95

### Free Throws


Game - 16, Tina Hutchinson vs. CSF, 1/10/84  
 Season - 183, Judy Porter, 1981-82  
 Career - 564, Judy Porter, 1980-83

### Free Throw Percentage


Game (Min. 10 attempts) -  
 1.000 (10-10), Chana Perry vs. Northern Ill., 1/2/88  
 Season - .920 (46-50), Lisa Stevens, 1986-87

### Rebounds

Game - 27, Chana Perry vs. Nevada, 11/25/88  
 Season - 436, Judy Porter, 1980-81  
 Career - 1,498, Judy Porter, 1980-83



**Chana Perry**



**Michelle Suman**

### Rebounding Average

Season - 13.1, Chana Perry, 1988-89 (406/31 gm.)  
 Career - 12.5, Judy Porter, 1980-83 (1,498/120 gm.)

### Assists

Game - 16, Crystal Lee at Long Beach St., 2/1/90  
 Season - 199, Crystal Lee, 1988-89  
 Career - 448, Falisha Wright, 1992-95

### Steals

Game - 15, Tina Hutchinson vs. Arizona St., 3/1/84  
 Season - 185, Tina Hutchinson, 1983-84  
 Career - 330, Judy Porter, 1980-83

### Blocks

Game - 9, Michelle Suman vs. Utah, 3/11/95  
 Season - 87, Michelle Suman, 1994-95  
 Career - 251, Michelle Suman, 1992-95

### Consecutive Starts

Career - 118, Michelle Suman, 11/23/91 to 3/16/95





# SINGLE-GAME BESTS

## AZTEC SINGLE-GAME BESTS

### Points

1.	Tina Hutchinson vs. CS Fullerton, 1/10/84	46
2.	Chana Perry vs. Fresno St., 1/14/89	45
	Tina Hutchinson vs. Utah St., 12/16/83	45
4.	Kieishsha Garnes vs. Creighton, 3/8/91	44
5.	Chana Perry vs. N. Illinois, 1/2/98	41
	Tina Hutchinson vs. USC, 1/19/84	41
7.	Christina Murguia vs. USF, 1/7/93	39
8.	Kieishsha Garnes vs. Wyoming, 2/2/90	38
	Penny Toler vs. Arizona St., 2/16/85	38
	Tina Hutchinson vs. Arizona St., 3/1/84	38

### Field Goals

1.	Chana Perry vs. Fresno St., 1/14/89	20
	Tina Hutchinson vs. Utah St., 12/16/83	20
3.	Tina Hutchinson vs. Long Beach St., 3/7/84	19
4.	Kieishsha Garnes vs. Creighton, 2/2/92	17
	Kieishsha Garnes vs. Creighton, 3/8/91	17
	Penny Toler vs. Arizona St., 2/16/85	17
7.	Kieishsha Garnes vs. Wyoming, 2/2/91	16
	Shelda Arceneaux vs. Pacific, 1/23/86	16
9.	Christina Murguia vs. San Francisco, 1/7/93	15
	Falisha Wright vs. UCLA, 12/6/92	15
	Kieishsha Garnes vs. Fresno St., 1/21/92	15
	Kieishsha Garnes vs. St. Louis, 12/24/90	15
	Julie Evans vs. Long Beach St., 2/1/90	15
	Chana Perry vs. San Diego, 12/6/88	15
	Shelda Arceneaux vs. UCLA, 1/28/86	15
	Tina Hutchinson vs. Oregon, 3/16/84	15
	Tina Hutchinson vs. Stanford, 2/11/84	15
	Tina Hutchinson vs. CS Fullerton, 1/10/84	15
	Tina Hutchinson vs. Pepperdine, 12/27/83	15
	Tina Hutchinson vs. San Diego, 12/3/83	15
	Tina Hutchinson vs. Lewis-Clark, 12/2/83	15
	Judy Porter vs. UTEP, 12/10/82	15

### Three-Point Field Goals

1.	Falisha Wright at Wyoming, 2/25/93	8
	Carmelia Bloodsaw at UTEP, 1/19/91	8
3.	Jamey Cox vs. Murray State, 11/29/02	7
	Jamey Cox vs. Wyoming, 2/3/00	7
	Jamey Cox at CS Fullerton, 12/30/99	7
6.	Jamey Cox at Air Force, 2/1/03	6
	Jamey Cox at Portland State, 1/9/03	6
	Jamey Cox vs. Centenary, 11/18/02	6
	Jamey Cox vs. Navy, 11/25/01	6
	Jurate Zukauskaite vs. USC, 12/6/95	6

### Free Throws

1.	Tina Hutchinson vs. CS Fullerton, 1/10/84	16
2.	Sophia Sledge vs. Duquesne, 12/30/98	12
	Atim Oti vs. Air Force, 2/21/02	12
4.	<b>Quenese Davis vs. Utah, 2/3/07</b>	11
	Atim Oti vs. Boston College, 12/21/98	11
	Olivia DiCamilli vs. Pittsburgh, 12/30/95	11
	Michelle Suman vs. St. John's, 12/11/92	11
	Debbie Hoistad vs. Long Beach St., 1/29/79	11
	Gayle Shuttles vs. UC Irvine, 12/19/78	11
10.	Tanisha Knight vs. San Jose St., 12/6/00	10
	Mary Apiafi vs. Portland, 11/20/99	10
	Shaneya Harris vs. Air Force, 2/6/97	10
	Falisha Wright vs. Utah, 1/12/95	10
	Rachelle Johnson vs. UTEP, 2/13/94	10

### Rebounds

1.	Chana Perry vs. Alabama St., 11/25/88	27
2.	Jessica Haynes vs. San Jose St., 1/16/88	24
3.	Judy Porter vs. Pepperdine, 11/22/80	23
4.	Jessica Haynes vs. Pacific, 1/4/88	22
	Judy Porter vs. UCLA, 2/2/82	22
6.	Judy Porter vs. San Diego, 2/26/81	21
7.	Chana Perry vs. Fresno St., 2/13/88	20
	Jessica Haynes vs. Pacific, 2/26/87	20
	Judy Porter vs. Colorado St., 1/9/81	20
	Judy Porter vs. CS Fullerton, 1/14/81	20

### Assists

1.	Crystal Lee vs. Long Beach St., 2/1/90	16
2.	Michelle Miles vs. Creighton, 2/23/91	15
	Crystal Lee vs. San Jose St., 3/1/90	15
4.	Shannon Lee vs. Illinois St., 11/24/00	14
	Michelle Miles vs. Fresno St., 1/21/92	14
	Michelle Miles vs. UTEP, 2/16/91	14
	Michelle Miles vs. Utah, 1/12/91	14
8.	Crystal Lee vs. Long Beach St., 1/6/90	13
	Maria Stack vs. CS Fullerton, 1/10/84	13
	Laura Dion vs. CS Fullerton, 2/15/80	13

### Steals

1.	Crystal Lee vs. Long Beach St., 2/1/90	16
2.	Tina Hutchinson vs. Lewis-Clark, 12/2/83	14
	Tina Hutchinson vs. San Diego, 12/6/82	14
4.	Jessica Haynes vs. UCLA, 1/21/88	10
	Jessica Haynes vs. UC Irvine, 1/9/88	10
	Shelda Arceneaux vs. San Diego, 12/21/86	10
	Tina Hutchinson vs. Oregon, 3/16/84	10
	Tina Hutchinson vs. UCLA, 1/28/84	10
	Judy Porter vs. Pacific, 1/27/81	10
10.	Michelle Miles vs. San Diego, 11/23/91	9
	Michelle Miles vs. UTEP, 2/16/91	9
	Jessica Haynes vs. Portland St., 12/12/86	9
	Shelda Arceneaux vs. UNLV, 2/1/86	9
	Tina Hutchinson vs. Pomona, 11/21/84	9
	Theresa McGlade vs. CS Fullerton, 1/14/82	9
	Judy Porter vs. Pepperdine, 11/20/80	9
	Judy Porter vs. Northern Colorado, 12/11/79	9

### Blocks

1.	Michelle Suman vs. Utah, 3/11/95	9
2.	Chana Perry vs. Hawai'i, 1/26/89	8
3.	Michelle Suman vs. UTEP, 3/10/95	7
4.	Desiree Johnson vs. Colorado State, 2/4/06	6
	Mary Apiafi vs. Texas A&M-CC, 1/17/00	6
	Mary Apiafi vs. Portland, 11/20/99	6
	Michelle Suman vs. UTEP, 2/9/95	6
	Chana Perry vs. Fairfield, 11/27/88	6
8.	Desiree Johnson vs. Wyoming, 3/7/07	5
	Tanisha Knight vs. San Jose St., 12/6/00	5
	Alyssa Fredrick twice, last vs. Rice, 2/19/98	5
	Michelle Suman vs. BYU, 3/5/92	5
	Brooke Meadows vs. San Diego, 12/6/88	5
	Judy Porter vs. Stanford, 3/8/83	5
	Judy Porter vs. Duke, 1/14/83	5





# SINGLE-SEASON LEADERS

## AZTEC SINGLE-SEASON LEADERS

### Games Played

1. Diena Pels (1981)	36
Monica Rebbe (1981)	36
Heidi Bauer (1981)	36
4. Judy Porter (1981)	35
Theresa McGlade (1981)	35
6. Demetrice Davis (1989)	34
Angelica Jackson (1989)	34
Crystal Lee (1989)	34
Brooke Meadows (1989)	34
10. Seven tied (1982, 1989)	33

### Points

1. Tina Hutchinson (1984)	898
2. Chana Perry (1989)	727
3. Chana Perry (1988)	718
4. Julie Evans (1990)	670
5. Kieishsha Games (1991)	661
6. Judy Porter (1982)	651
7. Judy Porter (1981)	645
8. Kieishsha Games (1992)	574
9. Diena Pels (1981)	561
10. Jessica Haynes (1988)	545

### Scoring Average

1. Tina Hutchinson (1984)	29.9
2. Kieishsha Games (1991)	23.6
3. Chana Perry (1989)	23.5
4. Chana Perry (1988)	23.2
5. Judy Porter (1983)	22.6
6. Julie Evans (1990)	22.3
7. Kieishsha Games (1992)	20.5
8. Judy Porter (1982)	18.4
Judy Porter (1981)	18.4
10. Jessica Haynes (1988)	18.2

### Field Goals

1. Tina Hutchinson (1984)	383
2. Julie Evans (1990)	293
3. Chana Perry (1989)	286
4. Chana Perry (1988)	278
5. Kieishsha Games (1991)	271
6. Judy Porter (1981)	255
7. Kieishsha Games (1992)	249
8. Judy Porter (1982)	234
9. Diena Pels (1981)	228
10. Jessica Haynes (1988)	213

### Field Goals Attempts

1. Tina Hutchinson (1984)	717
2. Julie Evans (1990)	601
3. Chana Perry (1989)	549
4. Kieishsha Games (1991)	548
5. Chana Perry (1988)	504
6. Judy Porter (1991)	499
7. Jessica Haynes (1988)	485
8. Falisha Wright (1993)	470
9. Kieishsha Games (1992)	452
10. Judy Porter (1981)	445

### Field Goal Percentage

1. Michelle Suman (1992)	.667
2. Michelle Suman (1994)	.649

### Field Goal Percentage (Cont.)

3. Judy Porter (1983)	.602
4. Melanie Usher (1990)	.595
5. Michelle Suman (1995)	.591
6. Alyssa Fredrick (1998)	.577
7. Melanie Usher (1991)	.571
8. Kieishsha Games (1992)	.551
9. La-Taya Woods (1997)	.548
10. Tina Hutchinson (1985)	.546

### 3-Point Field Goals

1. Jamey Cox (2003)	77
2. Jamey Cox (2000)	69
3. Carmelia Bloodsaw (1991)	65
4. Courtney Fritz (2004)	63
5. Falisha Wright (1994)	62
6. Jamey Cox (2002)	53
7. Falisha Wright (1993)	51
8. Jamey Cox (2001)	50
9. Falisha Wright (1992)	49
10. Michelle Elliott (2005)	45

### 3-Point Field Goal Attempts

1. Jamey Cox (2003)	237
2. Carmelia Bloodsaw (1991)	212
3. Jamey Cox (2000)	174
4. Courtney Fritz (2004)	170
5. Michelle Strawberry (2006)	150
6. Falisha Wright (1994)	148
Jamey Cox (2002)	148
8. Falisha Wright (1995)	145
9. Sophia Sledge (1999)	144
10. Falisha Wright (1993)	138

### 3-Point Field Goal Pct. (Min. 50 att.)

1. Falisha Wright (1992)	49-108 (.454)
2. Falisha Wright (1994)	62-148 (.419)
3. Charley Murray (1998)	27-66 (.409)
4. Jurate Zukauskaite (1996)	35-88 (.399)
5. Jamey Cox (2000)	69-174 (.397)
6. Charley Murray (1999)	38-98 (.388)
7. Jamey Cox (2001)	50-134 (.373)
8. Kaly Gillette (1999)	29-78 (.372)
9. Courtney Fritz (2004)	63-170 (.371)
10. Falisha Wright (1993)	51-138 (.370)

### Free Throws

1. Judy Porter (1982)	183
2. Chana Perry (1988)	162
3. Chana Perry (1989)	155
4. Judy Porter (1981)	145
5. Tina Hutchinson (1984)	132
6. Judy Porter (1983)	131
7. Kieishsha Games (1991)	119
8. Jessica Haynes (1988)	116
9. Diena Pels (1981)	105
10. Judy Porter (1980)	103

### Free Throw Attempts

1. Judy Porter (1981)	268
2. Judy Porter (1982)	248
3. Chana Perry (1988)	206
4. Chana Perry (1989)	201
5. Judy Porter (1980)	191
6. Judy Porter (1983)	184

### Free Throw Attempts (Cont.)

7. Tina Hutchinson (1984)	179
8. Diena Pels (1981)	176
9. Jessica Haynes (1988)	168
10. Kieishsha Games (1991)	166

### Free Throw Pct. (Min. 50 att.)

1. Lisa Stevens (1987)	.920
2. Julie Evans (1990)	.884
3. Julie Evans (1989)	.844
4. Marsha Overton (1983)	.837
5. Jamey Cox (2003)	.831
6. Jamey Cox (2000)	.819
7. Marci Blackman (1983)	.814
8. Tina Hutchinson (1985)	.813
9. Theresa McGlade (1982)	.811
10. Tanisha Knight (2002)	.806

### Rebounds

1. Judy Porter (1981)	436
2. Judy Porter (1982)	427
3. Chana Perry (1989)	406
4. Chana Perry (1988)	391
5. Jessica Haynes (1988)	364
6. Judy Porter (1980)	355
7. Jessica Haynes (1987)	302
8. Tina Hutchinson (1984)	299
9. Kieishsha Games (1991)	295
10. Diena Pels (1981)	294

### Assists

1. Crystal Lee (1989)	199
2. Maria Stack (1984)	191
3. Michelle Miles (1992)	190
4. Michelle Miles (1991)	177
5. Crystal Lee (1988)	169
6. Shannon Lee (2000)	166
7. Lakeysha Wright (1995)	165
8. Sandy Wright (1997)	162
9. Penny Toler (1985)	151
10. <b>Quenese Davis (2007)</b>	149

### Steals

1. Tina Hutchinson (1984)	185
2. Jessica Haynes (1988)	127
3. Judy Porter (1982)	112
4. Falisha Wright (1994)	103
5. Jodi Nowlin-Tres (1996)	96
6. Jessica Haynes (1987)	94
7. Judy Porter (1981)	92
Diena Pels (1981)	92
9. Marsha Overton (1982)	88
10. Marsha Overton (1981)	87

### Blocks

1. Michelle Suman (1995)	87
2. Michelle Suman (1994)	68
3. Chana Perry (1988)	64
4. Chana Perry (1989)	63
5. Michelle Suman (1993)	54
6. Brooke Meadows (1989)	47
7. Nicolette McCartney (2003)	45
8. Mary Apiafi (2000)	44
Jessica Haynes (1988)	44
10. Alyssa Fredrick (1998)	43



# CAREER RECORDS

## AZTEC CAREER LEADERS

### Games Played

1. Marsha Overton (1980-83).....	128
2. Heidi Bauer (1981-83, '85).....	127
3. Brooke Meadows (1986-89).....	125
4. Judy Porter (1980-83).....	120
5. Michelle Suman (1992-95).....	118
6. Falisha Wright (1992-95).....	115
7. Christina Murguia (1992-95).....	113
8. Shelda Arceneaux (1984-87).....	112
9. Atim Otii (1998-2002).....	110
10. Jamey Cox (2000-03).....	109

### Points

1. Judy Porter (1980-83).....	2,318
2. Falisha Wright (1992-95).....	1,733
3. Chana Perry (1988-89).....	1,445
4. Jessica Haynes (1986-88).....	1,395
5. Michelle Suman (1992-95).....	1,341
6. Brooke Meadows (1986-89).....	1,310
7. Jamey Cox (2000-03).....	1,275
8. Marsha Overton (1980-83).....	1,273
9. Tina Hutchinson (1984-85).....	1,256
10. Christina Murguia (1992-95).....	1,237

### Field Goals

1. Judy Porter (1980-83).....	882
2. Falisha Wright (1992-95).....	634
3. Jessica Haynes (1986-88).....	577
4. Chana Perry (1988-89).....	564
5. Tina Hutchinson (1984-85).....	536
Brooke Meadows (1986-89).....	536
7. Michelle Suman (1992-95).....	524
Shelda Arceneaux (1984-87).....	524
9. Kieishsha Games (1991-92).....	520
10. Marsha Overton (1980-83).....	507

### Field Goal Attempts

1. Judy Porter (1980-83).....	1,685
2. Falisha Wright (1992-95).....	1,656
3. Jessica Haynes (1985-87).....	1,332
4. Marsha Overton (1980-83).....	1,198
5. Jamey Cox (2000-03).....	1,088
6. Brooke Meadows (1986-89).....	1,083
7. Dee Dee Duncan (1983-86).....	1,078
8. Christina Murguia (1992-95).....	1,057
9. Chana Perry (1988-89).....	1,053
10. Shelda Arceneaux (1984-87).....	1,024

### Free Throws

1. Judy Porter (1980-83).....	564
2. Chana Perry (1988-89).....	317
3. Michelle Suman (1992-95).....	293
4. Falisha Wright (1992-95).....	259
Marsha Overton (1980-83).....	259
6. Brooke Meadows (1986-89).....	258
7. Jessica Haynes (1986-88).....	238
8. Olivia DiCamilli (1994-98).....	237
9. Christina Murguia (1992-95).....	219
10. Atim Otii (1998-2002).....	201

### Free Throw Attempts

1. Judy Porter (1980-83).....	891
2. Michelle Suman (1992-95).....	477
3. Chana Perry (1988-89).....	407

### Free Throw Attempts (Cont.)

4. Brooke Meadows (1986-89).....	388
5. Falisha Wright (1992-95).....	377
6. Jessica Haynes (1986-88).....	372
7. Marsha Overton (1980-83).....	363
8. Olivia DiCamilli (1994-98).....	355
9. Christina Murguia (1992-95).....	340
10. Atim Otii (1998-2002).....	329

### Three-Point Field Goals

1. Jamey Cox (2000-03).....	249
2. Falisha Wright (1992-95).....	206
3. Michelle Strawberry (2004-06).....	83
Michelle Elliott (2004-05).....	83
5. Sophia Sledge (1997-2001).....	82
6. Courtney Fritz (2004-06).....	72
7. Carmelia Bloodsaw (1991).....	65
Charley Murray (1998-99).....	65
9. <b>Kate Eveland (2005-present)</b> .....	62
10. Ashonda Williams (2002-03).....	60

### Three-Point Field Goal Attempts

1. Jamey Cox (2000-03).....	733
2. Falisha Wright (1992-95).....	539
3. Sophia Sledge (1997-2001).....	300
4. Michelle Strawberry (2004-06).....	288
5. Michelle Elliott (2004-05).....	255
6. Carmelia Bloodsaw (1991).....	211
7. <b>Kate Eveland (2005-present)</b> .....	206
8. Courtney Fritz (2004-06).....	202
9. <b>Shanna Demus (2006-present)</b> .....	181
10. Ashonda Williams (2002-03).....	179

### Three-Point Field Goal Pct. (Min. 100 att.)

1. Charley Murray (1998-99).....	65-164 (.396)
2. Falisha Wright (1992-95).....	206-539 (.382)
3. Courtney Fritz (2004-present).....	62-202 (.306)
4. Jodi Nowlin-Tres (1994-97).....	57-166 (.343)
5. Jamey Cox (2000-03).....	249-733 (.340)
6. Ashonda Williams (2002-03).....	60-179 (.335)
7. Michelle Elliott (2004-05).....	83-255 (.325)
8. Jessica Huetti (2004-05).....	40-124 (.323)
9. Missy Schomaker (2001-02).....	35-113 (.310)
10. Carmelia Bloodsaw (1991).....	65-211 (.308)

### Rebounds

1. Judy Porter (1980-83).....	1,498
-------------------------------	-------

### Rebounds (Cont.)

2. Shelda Arceneaux (1984-87).....	999
3. Jessica Haynes (1986-88).....	932
4. Chana Perry (1988-89).....	797
5. Michelle Suman (1992-95).....	759
6. Brooke Meadows (1986-89).....	693
7. Christina Murguia (1992-95).....	692
8. Heidi Bauer (1981-85).....	573
9. Jodi Nowlin-Tres (1994-97).....	572
10. Anita Bundage (1998-2001).....	566

### Assists

1. Falisha Wright (1992-95).....	448
2. Crystal Lee (1989-90).....	413
3. Michelle Miles (1991-92).....	367
4. Lakeysha Wright (1992-95).....	358
5. Marsha Overton (1980-83).....	356
6. Jamey Cox (2000-03).....	341
7. Shannon Lee (1998-2001).....	302
8. Shelda Arceneaux (1984-87).....	299
9. Sandy Wright (1995-97).....	292
10. Laura Dion (1978-80).....	278

### Steals

1. Judy Porter (1980-83).....	330
2. Falisha Wright (1992-95).....	324
3. Jessica Haynes (1986-88).....	295
4. Marsha Overton (1980-83).....	293
5. Tina Hutchinson (1984-85).....	270
6. Shelda Arceneaux (1984-87).....	253
7. Jodi Nowlin-Tres (1993-97).....	234
8. Christina Murguia (1992-95).....	191
9. Crystal Lee (1989-90).....	180
10. Veronica Shaw (2003-06).....	172

### Blocks

1. Michelle Suman (1991-95).....	251
2. Judy Porter (1980-83).....	137
3. Chana Perry (1988-89).....	127
4. Jessica Haynes (1986-88).....	114
5. Nicolette McCarthy (2001-04).....	108
6. Brooke Meadows (1986-89).....	95
7. Desiree Johnson (2006-07).....	79
8. Toni Wallace (1984-85).....	76
9. Atim Otii (1998-2002).....	71
10. Mary Apiafi (1999-2000).....	67





# ANNUAL LEADERS

## AZTEC ANNUAL LEADERS

### Points

Year	Team Leader	GM	FGM	FTM	PTS	PPG
1976-77	Jennie Hinkle	17	67	51	185	10.9
1977-78	Mary Jackson	27	190	69	449	16.6
1978-79	Mary Jackson	29	100	51	251	8.6
1979-80	Judy Porter	29	199	105	503	17.3
1980-81	Judy Porter	35	255	145	645	18.4
1981-82	Judy Porter	33	234	183	651	19.7
1982-83	Judy Porter	23	194	131	519	22.6
1983-84	Tina Hutchinson	30	383	132	898	29.9
1984-85	Penny Toler	30	180	63	423	14.1
1985-86	Jessica Haynes	27	188	57	433	16.0
1986-87	Jessica Haynes	29	176	65	417	14.4
1987-88	Chana Perry	31	278	162	391	23.2
1988-89	Chana Perry	31	286	155	727	23.5
1989-90	Julie Evans	30	293	84	670	22.3
1990-91	Kieishsha Garnes	28	271	119	661	23.6
1991-92	Kieishsha Garnes	28	249	76	574	20.5
1992-93	Falisha Wright	26	164	77	456	17.5
1993-94	Falisha Wright	31	147	52	408	13.2
1994-95	Falisha Wright	29	144	80	412	14.2
1995-96	Jodi Nowlin-Tres	28	180	40	425	15.2
1996-97	Jodi Nowlin-Tres	28	199	36	457	16.3
1997-98	Alyssa Fredrick	24	109	54	272	11.3
1998-99	Sophia Sledge	26	98	46	278	10.7
1999-00	Jamey Cox	27	121	59	370	13.7
2000-01	Jamey Cox	27	90	58	288	10.7
2001-02	Claire Swinbank	28	137	47	338	12.1
2002-03	Jamey Cox	27	109	49	344	12.7
2003-04	Michelle Elliott	27	125	46	334	12.4
2004-05	Michelle Strawberry	28	96	64	289	10.3
2005-06	Michelle Strawberry	27	132	60	365	13.5
2006-07	Quenese Davis	28	94	70	273	9.8

### Rebounds

Year	Team Leader	GM	REB	RPG
1976-77	Laurie Montag	20	144	7.2
1977-78	Mary Jackson	27	232	8.6
1978-79	Debbie Hoistad	28	160	5.7
1979-80	Judy Porter	29	355	12.2
1980-81	Judy Porter	35	436	12.5
1981-82	Judy Porter	33	427	12.9
1982-83	Judy Porter	23	280	12.2
1983-84	Tina Hutchinson	30	299	10.0
1984-85	Shelda Arceneaux	30	280	9.3
1985-86	Shelda Arceneaux	28	282	10.1
1986-87	Jessica Haynes	29	320	10.4
1987-88	Chana Perry	31	391	12.6
1988-89	Chana Perry	31	406	13.1
1989-90	Melanie Usher	30	153	5.1
1990-91	Kieishsha Garnes	28	295	10.5
1991-92	Michelle Suman	29	252	8.7
1992-93	Christina Murguia	28	201	7.2
1993-94	Rachelle Johnson	31	252	8.1
1994-95	Christina Murguia	27	213	7.9
1995-96	Jodi Nowlin-Tres	28	222	7.9
1996-97	Olivia DiCamilli	30	202	6.7
1997-98	Courtney Bale	23	165	7.2
1998-99	Anita Bundage	26	169	6.5
1999-00	Mary Apiafi	28	255	9.1
2000-01	Anita Bundage	27	140	5.2
2001-02	Atim Oti	28	162	5.8
2002-03	Ashlee Dunlap	27	238	8.8
2003-04	Ashlee Dunlap	28	214	7.6
2004-05	Ashley Cheesman	28	145	5.2
2005-06	Desiree Johnson	27	152	5.6
2006-07	Desiree Johnson	28	177	6.3

### Assists

Year	Team Leader	GM	ASST	APG
1976-77	Tari Rhea	20	31	1.6
1977-78	Laura Dion	27	115	4.3
1978-79	Laura Dion	29	54	1.9
1979-80	Laura Dion	32	109	3.4
1980-81	Marsha Overton	35	120	3.4
1981-82	Theresa McGlade	33	90	2.7
1982-83	Marci Blackman	28	107	3.8
1983-84	Maria Stack	30	191	6.4
1984-85	Penny Toler	30	151	5.0
1985-86	Lisa Stevens	30	100	3.3

1986-87	Jessica Haynes	29	92	3.2
1987-88	Demetrice Davis	27	89	3.3
1988-89	Crystal Lee	34	169	5.0
1989-90	Crystal Lee	30	199	6.6
1990-91	Michelle Miles	21	177	8.4
1991-92	Michelle Miles	27	190	7.0
1992-93	Lakeysa Wright	28	86	3.1
1993-94	Falisha Wright	31	149	4.8
1994-95	Lakeysa Wright	30	165	5.5
1995-96	Sandy Wright	27	130	4.8
1996-97	Sandy Wright	28	162	5.8
1997-98	Charlie Murray	25	87	3.5
1998-99	Shannon Lee	25	70	2.8
1999-00	Shannon Lee	28	166	5.9
2000-01	Jamey Cox	27	106	3.9
2001-02	Jamey Cox	28	111	4.0
2002-03	Amber Foule	23	57	2.5
2003-04	Michelle Elliott	27	51	1.9
2004-05	Kate Eveland	28	59	2.1
2005-06	Veronica Shaw	27	61	2.3
2006-07	Quenese Davis	28	149	5.3

### Steals

Year	Team Leader	GM	STLS	SPG
1980-81	Judy Porter	35	80	2.3
1981-82	Judy Porter	33	112	3.4
1982-83	Judy Porter	23	80	3.5
1983-84	Tina Hutchinson	30	185	6.2
1984-85	Tina Hutchinson	21	85	4.0
1985-86	Shelda Arceneaux	28	84	3.0
1986-87	Jessica Haynes	29	94	3.2
1987-88	Jessica Haynes	30	127	4.2
1988-89	Chana Perry	31	74	2.4
1989-90	Crystal Lee	30	82	2.7
1990-91	Carmelia Bloodsaw	28	47	1.7
1991-92	Falisha Wright	29	71	2.4
1992-93	Falisha Wright	26	69	2.7
1993-94	Falisha Wright	31	103	3.3
1994-95	Falisha Wright	29	81	2.8
1995-96	Jodi Nowlin-Tres	28	94	3.4
1996-97	Jodi Nowlin-Tres	28	96	3.4
1997-98	Shaneyia Harris	25	39	1.6
1998-99	Shannon Lee	25	58	2.3
1999-00	Mary Apiafi	28	64	2.3
2000-01	Jamey Cox	27	39	1.4
2001-02	Claire Swinbank	28	64	2.3
2002-03	Ashlee Dunlap	27	50	1.9
2003-04	Veronica Shaw	25	38	1.5
	Ashlee Dunlap	28	38	1.4
2004-05	Lindsey Casey	28	53	1.9
2005-06	Veronica Shaw	27	43	1.6
2006-07	Shanna Demus	28	60	2.1

### Blocks

Year	Team Leader	GM	BLKS	BPG
1980-81	Judy Porter	35	38	1.1
1981-82	Judy Porter	33	31	0.9
1982-83	Judy Porter	23	39	1.7
1983-84	Toni Wallace	26	38	1.5
1984-85	Toni Wallace	29	38	1.3
1985-86	Jessica Haynes	29	35	1.2
1986-87	Jessica Haynes	29	35	1.2
1987-88	Chana Perry	31	64	2.1
1988-89	Chana Perry	31	63	2.0
1989-90	Melanie Usher	28	21	0.8
1990-91	Kieishsha Garnes	28	25	0.9
1991-92	Michelle Suman	29	42	1.4
1992-93	Michelle Suman	28	54	1.9
1993-94	Michelle Suman	31	68	2.2
1994-95	Michelle Suman	30	87	2.9
1995-96	Jodi Nowlin-Tres	28	17	0.6
1996-97	Courtney Bale	30	16	0.5
1997-98	Alyssa Fredrick	24	43	1.8
1998-99	Mary Apiafi	26	23	0.9
1999-00	Mary Apiafi	28	44	1.6
2000-01	Tanisha Knight	25	28	1.1
2001-02	Atim Oti	28	20	0.7
2002-03	Nicolette McCartney	27	45	1.7
2003-04	Nicolette McCartney	28	32	1.1
2004-05	Lindsey Casey	28	28	1.0
2005-06	Desiree Johnson	27	38	1.4
2006-07	Desiree Johnson	28	41	1.5

AZTEC BASKETBALL RECORDS



