

2013 Aztec Baseball

SAN DIEGO STATE AZTEC MEDIA RELATIONS OFFICE • AZTEC ATHLETICS CENTER • ROOM 3014 • SAN DIEGO, CA 92182-4309
 BASEBALL CONTACT: DAVE KUHN DKUHN@MAIL.SDSU.EDU PHONE: (619) 594-5547 FAX: (619) 582-6541

2014 SCHEDULE

RECORD: 37-18 (24-5 HOME; 13-13 AWAY; 17-13 MW)

Date	Opponent	Time/Result
Feb. 14 ...at San Jose State*L4-6
Feb. 15 ...at San Jose State*W5-3
Feb. 16 ...at San Jose State*W13-8
Feb. 18 ...Loyola Marymount.....W9-2
Feb. 21 ...West Virginia.....L2-6
Feb. 22 ...West Virginia (10).....W2-1
Feb. 23 ...West Virginia.....W7-3
Feb. 25 ...at UC Riverside.....W8-7
Mar. 1.....at St. Mary's.....W7-4
Mar. 2.....at St. Mary's (Game 1).....W16-6
Mar. 2.....at St. Mary's (Game 2).....L0-2
Mar. 4.....No. 24 San Diego.....W8-4
Mar. 7.....Nevada*.....L3-4
Mar. 8.....Nevada*.....W10-4
Mar. 9.....Nevada*.....W3-0
Mar. 11...at Cal State Northridge.....W12-0
Mar. 14...Purdue.....W8-7
Mar. 15...Purdue.....W11-2
Mar. 16...Purdue.....W18-3
Mar. 17...Purdue (10).....W6-5
Mar. 21...at UNLV*.....L4-5
Mar. 22...at UNLV*.....W5-2
Mar. 23...at UNLV*.....L1-9
Mar. 25...Santa Clara.....W12-4
Mar. 26...Santa Clara.....W4-3
Mar. 28...Fresno State*.....W2-1
Mar. 29...Fresno State*.....L4-6
Mar. 30...Fresno State*.....W1-0
Apr. 1.....at San Diego.....L1-7
Apr. 4.....Air Force*.....W5-1
Apr. 5.....Air Force*.....W9-3
Apr. 6.....Air Force*.....W4-3
Apr. 8.....UC Riverside.....W4-3
Apr. 11...at Nevada*.....L2-4
Apr. 12...at Nevada*.....L0-8
Apr. 13...at Nevada*.....L4-11
Apr. 15...UC Riverside.....W6-5
Apr. 17...at No. 21 UC Irvine.....W3-1
Apr. 18...at No. 21 UC Irvine.....L0-3
Apr. 19...at No. 21 UC Irvine.....W4-3
Apr. 22...Cal State Northridge.....W7-5
Apr. 25...San Jose State* (11).....W3-2
Apr. 26...San Jose State*.....L5-9
Apr. 27...San Jose State*.....W14-3
Apr. 29...at Loyola Marymount.....L1-7
May 2.....at New Mexico*.....W6-5
May 3.....at New Mexico*.....L1-6
May 4.....at New Mexico*.....L5-13
May 6.....at Long Beach State.....W6-3
May 9.....UNLV*.....L1-6
May 10...UNLV*.....W7-3
May 11...UNLV*.....W3-2
May 15...at Fresno State*.....W9-2
May 16...at Fresno State*.....L3-4
May 17...at Fresno State*.....W11-8
May 21...Air Force/San Jose St#.....3:00 p.m.	
May 22...TBD#.....TBD	

* Mountain West Conference Game
 # Mountain West Tournament at UNLV
 All times are site times

May 20, 2014

For Immediate Release

THIS WEEK IN AZTEC BASEBALL

2014 MOUNTAIN WEST TOURNAMENT

WEDNESDAY - SUNDAY, MAY 21-25

EARL E. WILSON STADIUM - LAS VEGAS, NEV.

Day/Date	Opponent	Site	Location	Time (PDT)
Wed., May 21	Air Force/San Jose State	Earl E. Wilson Stadium	Las Vegas, Nev.	3:00 p.m.
Thur, May 22	TBD	Earl E. Wilson Stadium	Las Vegas, Nev.	TBD

(San Diego State's remaining tournament schedule will depend on the outcome of its game on May 21 plus the results of other tourney contests. See page 2 for complete schedule.)



AZTECS COMPLETE REGULAR SEASON THIRD IN THE MWC

- ◆ San Diego State ended its regular in third place in the Mountain West Conference standings with a record of 17-13 in league play.
- ◆ With that finish the Aztecs earned the No. 3 seed at this week's Mountain West Tournament.
- ◆ It marks the 12th time in the 14 seasons of the league's existence that SDSU has finished third or higher in the final conference standings.

2014 MOUNTAIN WEST CONFERENCE TOURNAMENT

- ◆ By virtue of its league finish, San Diego State will be the number-three seed at this week's tournament. That championship event gets underway on Wednesday, May 21, at Earl E. Wilson Stadium in Las Vegas, Nev.
- ◆ New Mexico and UNLV tied for the conference regular-season title at 20-10 with UNLV holding the tiebreaker and attaining the tournament's number-one seed. Both the Lobos and Rebels will have byes on the first day of the tourney with the other five teams playing that day.
- ◆ SDSU's third-place seeding means it will face the winner of the Air Force-San Jose State contest in the second game on opening day of the tourney. That contest is scheduled for Wednesday, May 21, at 3:00 p.m. (PDT).
- ◆ The Aztecs' second game in the tourney is dependent upon its result and the results of Wednesday's third contest between Fresno State and Nevada.
- ◆ For the complete tournament schedule, see page 2 of this release.

RECORD VS. MWC OPPONENTS

- ◆ San Diego State won three Mountain West Conference series, lost two and tied one this season. The Aztecs won their series vs. Air Force (3-0), Fresno State (4-2) and San Jose State (4-2). They lost the series against both New Mexico (1-2) and Nevada (2-4) while finishing even with UNLV (3-3).
- ◆ Below are SDSU's all-time records against each league opponent, record vs. each in league play over the years, record this season, and record in previous MWC Tournaments.

	All-Time	MWC Play	2014 MWC	MWC Tourn.
Air Force	94-21.....	55-14.....	3-0.....	6-0
Fresno State	88-88.....	8-4.....	4-2.....	1-0
Nevada	11-12.....	4-2.....	2-4.....	0-0
New Mexico.....	102-68.....	36-37.....	1-2.....	7-3
San Jose State.....	56-28.....	4-2.....	4-2.....	0-0
UNLV	73-54.....	39-31.....	3-3.....	4-8

GENERAL INFORMATION

LocationSan Diego, Calif.
Founded1897
Enrollment32,817
NicknameAztecs
MascotThe Aztec Warrior
AffiliationNCAA Division I
ConferenceMountain West
Colors.....Scarlet and Black
President.....Dr. Elliot Hirshman
Athletic Director.....Jim Sterk
Sr. Assoc. A.D./COOJohn David Wicker
Assoc. A.D./SWA.....Jenny Bramer
Assoc. A.D. Operations.....Steve Schnall
Assoc. A.D. Development.....Bob Moosbrugger
Asst. A.D. Business.....Chuck Lang
Asst. A.D. Media Relations.....Mike May
Asst. A.D. AAF.....Mandy McKinley
Head Athletic TrainerTom Abdenour

BASEBALL COACHING STAFF

Head CoachTony Gwynn (SDSU)
Overall Record358-360 (12th season)
Record at SDSU.....358-360 (12th season)
Asst. Coaches ..Mark Martinez (Mesa State '84)
John Pawlowski (Clemson '96)
Joe Oliveira (Pacific '09)

BASEBALL SUPPORT STAFF

Dir. of OperationsLandon Burt
Office Phone.....(619) 594-6889
Office E-Maillandon.burt@mail.sdsu.edu
Dir. of Player Development...Anthony Johnson
Student Team ManagerCooper Sholder
Athletic Trainer.....Jeff Kahn, M.A., ATC
Student Assistant TrainersRicky Braun
Katie Stone
Jake Waldron
Equipment ManagerBen Herman

BASEBALL FACTS

2013 Record31-31
2013 MWC Record15-15 (3rd)
Lettermen Returning/Lost23/9
Starters Returning/Lost.....7/2
Pitchers Returning/Lost12/5
Total Players Returning.....23
Incoming Freshmen11
JC Transfers.....1

FACILITY

Home FieldTony Gwynn Stadium
Capacity.....3,000
SurfaceNatural Grass
Outfield Distances340-365-410-365-340

SDSU MEDIA RELATIONS

Baseball Contact.....Dave Kuhn
E-Maildkuhn@mail.sdsu.edu
Office Phone.....(619) 594-5547
Office Fax(619) 582-6541
Web Site.....www.goaztecs.com

2014 MOUNTAIN WEST TOURNAMENT SCHEDULE

Wednesday - Sunday, May 21-25

Earl E. Wilson Stadium - Las Vegas, Nev.

Seedings: #1 - UNLV, #2 - New Mexico, #3 - SDSU, #4 - Nevada, #5 - Fresno St., #6 - Air Force, #7 - San Jose St.

May 21 (Wednesday)

Game #1.....San Jose State vs. Air Force11:00 a.m.
Game #2.....Winner Game 1 vs. San Diego State3:00 p.m.
Game #3.....Fresno State vs. Nevada7:00 p.m.

May 22 (Thursday)

Game #4.....Loser Game #2 vs. Loser Game #3 (Loser eliminated)11:00 a.m.
Game #5.....Highest winning seed from Games #2 & #3 vs. New Mexico3:00 p.m.
Game #6.....Lowest winning seed from Games #2 & #3 vs. UNLV7:00 p.m.

May 23 (Friday)

Game #7.....Lower Seed Loser G5/G6 vs. Winner Game 4 (Loser eliminated) ..11:00 a.m.
Game #8.....Higher Seed Loser G5/G6 vs. Winner Game 7 (Loser eliminated) ..3:00 p.m.
Game #9.....Winner Game 5 vs. Winner Game 67:00 p.m.

May 24 (Saturday)

Game #10.....Loser Game 9 vs. Winner Game 8 (Loser eliminated)3:00 p.m.
Game #11Winner Game 9 vs. Winner Game 107:00 p.m.

May 25 (Sunday) - if necessary

Game #12Winner Game 9 vs. Winner Game 81:00 p.m.

(Game #12 necessary only if winner of Game #10 is victorious in Game #11)

HEAD COACH TONY GWYNN

- ◆ Tony Gwynn is in his 12th season as San Diego State's head coach after being named to the position in Sept. 2001. He became just the fourth head coach in SDSU history since baseball was elevated to major sport status in 1936.
- ◆ In 2002, he served as a volunteer coach for the Aztecs under Jim Dietz, who retired at the end of that season.
- ◆ In 2004, Gwynn led his squad to the Mountain West Conference regular-season championship and was named the MWC coach of the year.
- ◆ He has taken SDSU to the NCAA Regionals in 2009 and 2013.
- ◆ A former Aztec who played baseball at San Diego State from 1979 to 1981, Gwynn concluded a 20-year major league career with the San Diego Padres in 2001. With a career batting average of .338, he won eight National League batting titles, five Gold Gloves, and made 15 appearances in the annual All-Star Game.
- ◆ Tony Gwynn was inducted into the National Baseball Hall of Fame on July 29, 2007.
- ◆ His overall record entering the week stands at 358-360 (.499). His mark in conference contests is 179-135 (.570).

ZIER HITS AWAY

- ◆ With his hit in the first inning at New Mexico on Sunday May 4, Tim Zier became the all-time hits leader at SDSU.
- ◆ He added three more this past weekend and now has 292 in his Aztec career.
- ◆ He had a 10-game hitting streak end in the contest at New Mexico on May 3. It is the second-longest hitting streak by an Aztec in 2014.
- ◆ He has hit safely in seven of the last eight and 17 of the past 19 contests
- ◆ On Apr. 27 he had four hits vs. San Jose State. It was his third four-hit game this season and he is one of only three Aztecs (along with Evan Potter and Ty France with one each) to accomplish that feat in 2014.

HAYNAL GOES DEEP

- ◆ Catcher Brad Haynal had a home run in the series finale at Fresno State last weekend (May 17) and now has 12 on the year, a number that ranks second the Mountain West Conference.
- ◆ His 12 homers are the most by an SDSU hitter since Nick Romero had the same total during the 2008 campaign.
- ◆ He has hit safely in four of SDSU's last five outings.
- ◆ He finished the conference season as the Mountain West RBI leader with 33 in 30 games.
- ◆ Over SDSU's last nine contests he is hitting .306 (15-for-49).

ALLEN CONSISTENT

- ◆ Greg Allen had an 11-game hitting streak come to an end in the series finale at Fresno State last Saturday (May 17).
- ◆ During that streak he hit .319 (15-for-47) with a double, two triples, four RBI and eight runs scored.
- ◆ It is the longest hitting streak by an Aztec during the 2014 season.
- ◆ He recorded a triple in back-to-back contests at Fresno State (May 15-16) and leads the team with four on the year.
- ◆ Allen has had 19 multiple-hit games during the 2014 season to rank third on the squad.
- ◆ He stole two bases in the series finale vs. Air Force on Apr. 6, the fourth time this season he has had multiple steals in a game.
- ◆ Allen continues to lead the Mountain West in steals with 25.
- ◆ He has involved in two fielder's choices from center field, throwing runners out at second and third on force plays from outfield.

ZAVALA SOLID AT THE PLATE

- ◆ Sophomore outfielder Seby Zavala hit safely in all three games at Fresno State last weekend (May 15-17) going 5-for-11 (.455) with two doubles, an RBI and four runs scored.
- ◆ He had the game-winning RBI in the 3-2 win over UNLV on May 11.
- ◆ He had an eight-game hitting streak end on May 4 at New Mexico.
- ◆ During that streak he hit .344 (11-for-32) with two doubles, a triple, three RBI and six runs scored.
- ◆ Zavala hit his second career home run during the win over UC Riverside at Tony Gwynn Stadium on Apr. 8.
- ◆ It was his second homer in four games after his four-bagger vs. Air Force the previous Friday (Apr. 4).
- ◆ After starting the first 22 games of the season in left field, Seby Zavala served

PROBABLE AZTEC STARTERS

Position	Players	Avg	AB	R	H	2B	3B	HR	RBI	BB	SO	SB-ATT
C	Brad Haynal	.277	195	27	54	10	2	12	46	9	32	1-5
1B	Ryan Muno	.276	105	16	29	7	0	0	13	8	18	1-1
2B	Tim Zier	.330	215	39	71	14	0	1	30	20	21	12-18
SS	Evan Potter	.218	174	17	38	7	0	0	13	9	32	5-6
3B	Ty France	.364	198	48	72	18	0	5	40	28	24	2-3
LF	Seby Zavala	.303	201	35	61	12	2	2	31	24	36	1-4
CF	Greg Allen	.303	218	45	66	7	4	0	19	25	29	25-30
RF	Tyler Adkison	.290	155	24	45	9	2	1	21	13	22	7-11
DH	Steven Pallares	.277	83	17	23	4	1	1	8	18	13	10-11
Pitching Rotation (Tent.)	ERA	W-L	G-GS	CG	Sv	IP	H	R	ER	BB	SO	B/Avg
Wed...Bubba Derby, RHP	2.76	7-3	14	13-0	1	91.1	80	32	28	32	90	235
Thu...Mark Seyler, RHP	3.94	8-5	15	14-1	0	89.0	91	41	39	29	75	272

as the starting designated hitter in the series finale at UNLV on Mar. 23. He has been the starter in left since that contest with the exception of the game at Long beach State (May 6) which he did not start.

- ◆ Zavala has recorded four assists from left field including directly throwing out three runners at home plate.

FRANCE CONTINUES STRONG

- ◆ Ty France had a streak of reaching base safely (via hit, walk or hit by pitch) in 27 straight contests come to an end in the game vs. UNLV on May 9.
- ◆ Over SDSU's last five games he has gone 7-for-17 (.412) with a home run, four walks, three RBI and four runs.
- ◆ At Long Beach State on May 6 he was hit by pitch three times to tie the Aztec single-game record in that category. The record is also held by current Director of Baseball Operations Landon Burt, who accomplished the feat in 2004.
- ◆ France finished the series at New Mexico on May 4 with a three-hit game that included an RBI and run scored.
- ◆ He had three RBI in the contest vs. UNLV on May 10 for his 11th multiple-RBI effort, second most on the squad.

- ◆ France leads the team in multiple-hit games with 23.
- ◆ In series finale at Nevada on Apr. 13 he recorded four hits including three doubles and played a part in all for of SDSU's runs (scored three, one RBI).
- ◆ It marked the second time this season that he had three doubles in a game.
- ◆ France received three intentional walks during the series at UC Irvine (Apr. 17-19) to bring his total to eight this season.

SEYLER STELLAR

- ◆ Mark Seyler picked up his team-leading eighth win of the season in the contest vs. UNLV May 10.
- ◆ He tossed 6.1 innings allowing three runs on five hits with three walks and six strikeouts.
- ◆ He has been stellar when pitching at Tony Gwynn Stadium. In seven starts and one relief appearance there he is 7-0 with a 1.46 earned run average.
- ◆ He has walked only 12 and struck out 49 in those eight games.
- ◆ Seyler tied his career high with nine strikeouts in the win over Air Force on Apr. 6.

PALLARES COMES ON

- ◆ Steven Pallares has gone 8-for-22 (.364) hitting safely in five of the most recent six games in which he has appeared.
- ◆ Over that span he has a home run, four RBI, seven runs scored and four stolen bases (on four attempts).
- ◆ He has scored at least once in each of his last six contests.
- ◆ He has also drawn four walks and been hit by pitch once for a .440 on-base percentage in those six games.

MOUNTAIN WEST STANDINGS

Team	Conference				Overall					
	W-L	Pct	H	A	W-L	Pct	H	A	N	Strk
UNLV	20-10	.667	13-2	7-8	33-21	.611	21-3	11-17	1-1	W3
New Mexico	20-10	.667	10-5	10-5	37-18	.670	22-8	15-9	0-1	W1
San Diego State	17-13	.567	11-4	6-9	37-18	.673	24-5	13-13	0-0	W1
Nevada	15-15	.500	11-4	4-11	28-25	.528	17-6	9-17	2-2	L1
Fresno State	13-17	.433	8-7	5-10	27-27	.500	20-9	7-18	0-0	L1
Air Force	10-20	.333	9-6	1-14	20-33	.377	13-6	4-25	3-2	L1
San Jose State	10-20	.333	5-10	5-10	18-36	.333	8-18	10-18	0-0	W1

* New Mexico has one tie at home in non-conference competition

THIS WEEK IN THE MOUNTAIN WEST

Mountain West Tournament
Wednesday-Sunday, May 21-25
Earl E. Wilson Stadium - Las Vegas, Nev.

2014 STARTING LINEUP BY POSITION

Pitcher

Mark Seyler.....	14
Mike RoBards.....	13
Bubba Derby.....	13
TJ Kendzora.....	6
Cody Thompson.....	4
Brett Seeburger.....	2
Marcus Reyes.....	1
Aaron Cross.....	1
Michael Cederoth.....	1

Catcher

Brad Haynal.....	51
CJ Saylor.....	4

First Base

Ryan Muno.....	22
Andrew Brown.....	16
Steven Pallares.....	14
Danny Sheehan.....	3

Second Base

Tim Zier.....	55
---------------	----

Shortstop

Evan Potter.....	55
------------------	----

Third Base

Tyler France.....	55
-------------------	----

Left Field

Seby Zavala.....	53
Danny Sheehan.....	1
Tyler Adkison.....	1

Center Field

Greg Allen.....	55
-----------------	----

Right Field

Spencer Thornton.....	26
Tyler Adkison.....	27
Danny Sheehan.....	1
Tanner Reibenspies.....	1

Designated Hitter

Tyler Adkison.....	16
Steven Pallares.....	11
Spencer Thornton.....	9
Ryan Muno.....	8
CJ Saylor.....	4
Danny Sheehan.....	2
Cody Sos.....	2
Ryan Alvarez.....	1
Brad Haynal.....	1
Seby Zavala.....	1

ADKISON STREAKING

- ◆ Freshman outfielder Tyler Adkison hit safely in all three games at Fresno State last weekend (May 15-17).
- ◆ In those games he went 5-for-11 (.455) with two doubles, a triple, three RBI and three runs scored.
- ◆ The triple was his second of the year with the other coming at UNLV on March 2.
- ◆ He had his first three-hit game as an Aztec on May 10 vs. UNLV. Among those hits was a double and he also scored a run.
- ◆ He had a season-high seven-game hitting streak end on May 3 at New Mexico.
- ◆ He has started in right field in each of the past 17 contests.
- ◆ Adkison has split time this season between starting in right field (28 times) and as the designated hitter (16 times).
- ◆ He has not committed an error in the outfield in 57 chances.

CEDEROTH SAVES

- ◆ Since moving to the SDSU bullpen as the closer, junior Michael Cederoth has made 28 appearances and recorded five wins, 19 saves and a 1.63 ERA
- ◆ His 19 saves ranks third in the nation in NCAA Division I entering the week.
- ◆ Opponents are hitting just .188 against him.
- ◆ He has been involved in 24 of SDSU's 35 wins this season (win or save).

MUNO RETURNS

- ◆ Junior first baseman Ryan Muno has hit safely in four of SDSU's last five contests with two doubles, six RBI and four runs scored.
- ◆ He made his return to the SDSU lineup during the series at Nevada on Apr. 11 after missing SDSU's previous 22 contests due to continuing symptoms from a concussion suffered in the game at St. Mary's on March 2.
- ◆ In the Apr. 18 game at UC Irvine he had a single, but was also hit on the knee by a pitch that forced him to leave the contest and subsequently miss another two games before returning on Friday, Apr. 25.
- ◆ On Sunday, Apr. 27, he made his first start in the field (first base) since his return after having served as the DH in seven contests. He has started at first base in each of the past 12 contests.
- ◆ Went 3-for-7 over the final two games of the UNLV series (May 10-11) with two doubles, three RBI and two runs scored.
- ◆ He has not committed an error in the field in 180 chances since the season opener at San Jose State on Feb. 14.

POTTER DOUBLES UP

- ◆ On Tuesday, Mar. 25, against Santa Clara, shortstop Evan Potter set an Aztec record with four doubles in the game, becoming the first SDSU player to accomplish that feat.
- ◆ Prior to that contest he had hit three doubles through the Aztecs first 23 contests.
- ◆ Potter had a sacrifice bunt last on May 2 at New Mexico, the 31st of his career and he is now tied for the SDSU record of 31 with Steve Dietz (1990-93).

ALLEN RECEIVES ACADEMIC HONORS

- ◆ Center fielder Greg Allen has been voted to the 2014 Capital One Academic All-District 8 Men's Baseball Team as announced by the College Sports Information Directors of America.
- ◆ The San Diego, Calif., native (Hilltop HS) is majoring in business management at SDSU and holds a gpa of 3.52.
- ◆ He was recently honored for the second consecutive year by being named an Arthur Ashe Jr. Sports Scholar Athlete for 2013 by Diverse Issues in Higher Education, one of 12 collegiate baseball players nationwide (all divisions) to receive the honor.
- ◆ Allen is also a two-time Mountain West Scholar-Athlete honoree and member of the Mountain West All-Academic Team.

HOME COOKIN'

- ◆ San Diego State's final home record of 24-5 this season is the program's best since the NCAA instituted the 56-game regular-season contest limit in 1991.
- ◆ Its previous best home mark over the past 24 seasons was 24-7 during the 2002 campaign.
- ◆ It marks the fewest home losses since the 1984 season when the team finished 38-5 at home (66-23 overall).
- ◆ The Aztecs' best all-time home record came in 1983 when it went 40-4 in games at Charlie Smith Field when there was no limit on the number of games a team could play.
- ◆ SDSU finished 62-15 that season.

STEALING AWAY

- ◆ San Diego State has been successful on 71.4 percent of its stolen base attempts this season (70-of-98).
- ◆ Opponents have a 45.8 percent (22-of-48) success rate.
- ◆ Senior Brad Haynal has thrown out 25-of-46 runners trying to steal on him. He has also picked off two runners.
- ◆ Freshman CJ Saylor has caught one of two attempted stolen bases.

MOUNTAIN WEST OVERALL STAT LEADERS

Several Aztecs rank among the Mountain West leaders (all games) as of May 18.

Ty France

Batting Average	.365	3rd
Slugging Percentage	.530	6th
On-Base Percentage	.467	2nd
Runs Scored	48	2nd
Hits	72	T-5th
RBI	40	T-7th
Doubles	18	5th
Home Runs	5	T-8th
Walks	28	T-6th
Hit By Pitch	12	T-3rd

Greg Allen

Runs Scored	45	T-3rd
Hits	66	T-9th
Triples	4	4th
Walks	29	T-4th
Stolen bases	25	1st

Brad Haynal

Slugging Percentage	.533	4th
RBI	46	T-3rd
Home Runs	12	2nd
Sacrifice Flies	6	1st

Evan Potter

Hit By Pitch	10	T-7th
--------------	----	-------

Steven Pallares

Stolen Bases	10	6th
--------------	----	-----

Tyler Adkison

Stolen Bases	7	T-10th
Sacrifice Flies	3	T-12th

Tim Zier

Batting Average	.330	9th
On-Base Percentage	.396	13th
Runs Scored	39	8th
Hits	71	7th
Doubles	14	T-6th
Sacrific Flies	4	T-4th
Stolen Bases	12	5th

Seby Zavala

RBI	31	T-13th
Doubles	12	T-13th
Walks	24	T-13th
Hit By Pitch	7	T-9th
Sacrifice Flies	3	T-12th

Michael Cederroth

Saves	19	1st
Strikeouts	53	11th
Strikeouts Looking	15	11th
Wins	5	T-9th

Bubba Derby

Earned Run Average	2.76	4th
Strikeouts	90	3rd
Strikeouts Looking	17	8th
Opp Batting Average	.235	4th
Wins	7	4th

Mark Seyler

Wins	8	T-2nd
Strikeouts	75	5th
Earned Run Average	3.94	15th
Opp Batting Average	.272	12th

Mike Robards

Strikeouts	52	12th
Strikeouts Looking	17	T-8th
Wins	5	T-9th

Cody Thompson

Wins	5	T-9th
------	---	-------

HOWSER TROPHY SEMIFINALIST

- ◆ San Diego State right-hander Michael Cederroth has been named as one of 35 semifinalists for the 2014 Dick Howser Trophy, presented by Easton Foundations.
- ◆ The award, given to the top player in collegiate baseball, is based on two rounds of national voting.
- ◆ In 28 appearances out of the bullpen since starting the season opener at San Jose State, Cederroth has compiled a record of 5-0 along with 19 saves and a 2.08 earned run average.
- ◆ He has recorded 53 strikeouts over 46.2 innings pitched and opponents are hitting .188 against him.
- ◆ Former Aztec pitcher Stephen Strasburg was the winner of the Howser Trophy during the 2009 campaign.

STOPPER OF THE YEAR WATCH LIST

- ◆ Cederroth is also on the watch list for the National Collegiate Baseball Writers Association (NCBWA) Stopper of the Year Award, presented annually to the top relief pitcher in NCAA Division I baseball.
- ◆ He follows in the footsteps of former Aztec hurler Addison Reed, who was named the NCBWA Stopper of the Year in 2009.
- ◆ Cederroth is a junior from San Diego who attended Steele Canyon High School.

SENIOR DAY

- ◆ Sunday, May 11, was designated as Senior Day for the SDSU baseball team.
- ◆ The Aztecs honored four players who were making their final career appearances at Tony Gwynn Stadium.
- ◆ That quartet included shortstop Evan Potter and second baseman Tim Zier along with pitchers Justin Hepner and TJ Kendzora.

DERBY EARNS NATIONAL HONOR

- ◆ Sophomore right-hander Bubba Derby was named a Louisville Slugger National Player of the Week by *Collegiate Baseball* magazine for his performance in the contest against Air Force on April 4.
- ◆ In that contest Derby struck out a career-high 15 batters while allowing one run and scattering three hits with one walk over 8.1 innings in the 5-1 win over the Falcons. His strikeout total was most by an Aztec pitcher since Stephen Strasburg had 17 in a contest during the 2009 season.

AZTECS AMONG THE MW STATISTICAL LEADERS

The Aztecs have a number of players who have finished among the Mountain West statistical leaders in league games at the completion of the conference season. Here's a look at SDSU players who appear among the final leaders.

Ty France

Batting Average	.333	T-14th
On-Base Percentage	.432	3rd
Run Scored	28	T-2nd
Hits	37	T-12th
RBI	17	T-17th
Doubles	10	T-4th
Walks	16	T-4th
Hit By Pitch	4	T-14th

Seby Zavala

On-Base Percentage	.420	6th
Run Scored	20	13th
Doubles	9	T-6th
Walks	15	T-6th
Hit By Pitch	7	T-3rd

Tim Zier

Hits	36	T-16th
Doubles	7	T-15th

Brad Haynal

RBI	33	1st
Home Runs	9	2nd
Sacrifice Flies	5	1st

Steven Pallares

Walks	14	T-8th
Stolen bases	7	T-2nd

Greg Allen

Walks	12	T-13th
Stolen bases	12	1st

Evan Potter

Hit By Pitch	7	T-3rd
Stolen bases	4	T-7th

Tyler Adkison

Sacrifice Flies	3	T-2nd
-----------------	---	-------

Michael Cederroth

Saves	8	1st
Strikeouts	26	T-14th
Strikeouts Looking	7	T-17th

Bubba Derby

Earned Run Average	3.13	6th
Opp Batting Average	.238	5th
Strikeouts	63	2nd
Strikeouts Looking	11	T-6th
Wins	5	T-3rd
Saves	1	T-10th

Mark Seyler

Earned Run Average	5.43	17th
Opp Batting Average	.294	12th
Strikeouts	47	5th
Strikeouts Looking	15	2nd
Wins	4	T-7th

Mike Robards

Earned Run Average	5.69	18th
Strikeouts	32	12th
Strikeouts Looking	10	T-8th

Cody Thompson

Saves	1	T-10th
-------	---	--------

DIVISION I BASEBALL POLLS

(May 19, 2014)

Baseball America

1. Oregon State
2. Louisiana-Lafayette
3. Virginia
4. Florida State
5. Cal Poly
6. Miami
7. Florida
8. Washington
9. Indiana
10. Mississippi
11. Oklahoma State
12. Louisville
13. TCU
14. Louisiana State
15. South Carolina
16. Houston
17. Rice
18. Mississippi State
19. Vanderbilt
20. Nebraska
21. Kansas
22. Texas
23. Texas Tech
24. Alabama
25. Sam Houston State

Collegiate Baseball

1. Oregon State
2. Louisiana-Lafayette
3. Miami
4. Virginia
5. Cal Poly
6. Florida State
7. Oklahoma State
8. Washington
9. Indiana
10. Louisville
11. Florida
12. TCU
13. Mississippi
14. Louisiana State
15. South Carolina
16. Oregon
17. Mississippi State
18. Vanderbilt
19. Houston
20. Rice
21. Arizona State
22. Sam Houston State
23. Arkansas
24. Nebraska
25. Kansas

USA Today/ESPN

1. Oregon State
2. Louisiana-Lafayette
3. Virginia
4. Cal Poly
5. Florida State
6. South Carolina
7. Louisville
8. Oklahoma State
9. Louisiana State
10. Vanderbilt
11. Miami
12. Florida
13. Washington
14. Mississippi
15. Oregon
16. Rice
17. Houston
18. Indiana
19. TCU
20. Texas
21. Texas Tech
22. Sam Houston State
23. Nebraska
24. Sam Houston State
25. Alabama

NCBWA

1. Oregon State
2. Louisiana-Lafayette
3. Virginia
4. Cal Poly
5. Louisville
6. Florida State
7. Oklahoma State
8. Louisiana State
9. South Carolina
10. Vanderbilt
11. Miami
12. Houston
13. Washington
14. Florida
15. Oregon
16. Mississippi
17. Rice
18. Indiana
19. Texas
20. TCU
21. Mississippi State
22. Texas Tech
23. Sam Houston State
24. Nebraska
25. Alabama

MOVING UP THE CHARTS

- ◆ Senior second baseman Tim Zier has set three SDSU career records is within striking distance of a couple others.
- ◆ He has established new Aztec record for career hits with 292, career at bats with 900 and games played with 229.
- ◆ His 32 times hit by pitch ranks third, four behind record holder Pat Colwell (2007-09, 11).
- ◆ He is also tied for seventh in career doubles with 46 and sixth in total bases with 350.
- ◆ Zier is eighth on the Aztecs list for career sacrifice bunts with 21.
- ◆ With 124 career RBI he ranks 20th in that category.
- ◆ Evan Potter's 31 career sacrifice bunts have tied the SDSU record of 31 held by Steve Dietz (1990-93).
- ◆ Potter has been hit by pitch 30 times in his career to rank fifth in that category. His 208 games played ranks seventh on the Aztec list.
- ◆ Greg Allen stands 12th in career stolen bases with 61.
- ◆ Brad Haynal's 12 home runs this season tie for the eighth most while his career total of 18 ranks 19th.
- ◆ Haynal's 13 sacrifice flies tie him for third on the SDSU career chart.
- ◆ Ty France has been hit by pitch 26 times in his career to rank sixth in the record book.
- ◆ Michael Cederroth's 224 strikeouts tie for eighth on the SDSU career chart.
- ◆ Cederroth's 19 saves are the second-most in a season by an Aztec pitcher and rank third in a career.

CONFERENCE LEADER LIST

- ◆ Several Aztecs rank among the top 10 in the overall Mountain West statistics in various categories.
- ◆ Ty France's .364 batting average is third in the league this week.
- ◆ He is also second in runs scored (48) and on-base percentage (.467). He is fifth in doubles (18) and seventh in RBI (40) while standing fifth in hits (72) and sixth in slugging percentage (.530).
- ◆ Tim Zier's .330 average ranks ninth in the league and he is also seventh in hits (71), eighth in runs scored (39) and tied for sixth in doubles with 14.
- ◆ Greg Allen leads the league with 25 stolen bases.
- ◆ Brad Haynal is second in the conference with 12 home runs, third in RBI with 46 and fourth in slugging percentage at .533. His six sacrifice flies lead the league.
- ◆ Pitcher Mark Seyler is tied for second with eight wins while Bubba Derby is tied for fourth with seven wins.
- ◆ Derby's 2.76 earned run average ranks fourth.
- ◆ Derby is third with 90 strikeouts while Mark Seyler is fifth with 75.
- ◆ Michael Cederroth is the conference saves leader with 19 saves.
- ◆ As a team, San Diego State is third in team batting average (.284), third in earned run average (3.81) and first in fielding percentage (.972).

MW PLAYER OF THE WEEK I

- ◆ Junior catcher Brad Haynal earned the Mountain West Conference's Player of the Week award on Feb. 17 for his performance in the season-opening series at San Jose State.
- ◆ He hit for an average of .364 with four hits including a double and home run,

three runs scored and six RBI.

- ◆ In the series opener, a 6-4 loss to the Spartans, he was 1-for-3 with one run scored and one RBI. In Saturday's 5-3 win, Haynal went 1-for-3 with one run scored, two RBI and a double.
- ◆ Haynal then went 2-for-5 with one run scored, three RBI and a home run in the 13-8 weekend finale victory.

MW PLAYER OF THE WEEK II

- ◆ Sophomore third baseman Ty France was named the Mountain West Player of the Week for games played during the period March 3-9.
- ◆ Over SDSU's four games last week he hit .500 (7-for-14) with a double, home run, six RBI and four runs scored.

MW PLAYER OF THE WEEK III

- ◆ Right fielder Spencer Thornton was named the Mountain West Player of the Week for games play March 10-16.
- ◆ Over four contests that week he hit .533 (8-for-15) with a double, triple, home run, eight RBI and seven runs scored.
- ◆ In the win over Purdue on March 15, he singled and scored SDSU's opening run in the fourth inning. In the next inning, his bases-loaded triple to right broke a 2-2 tie and gave SDSU a 5-2 lead. He added a third hit (single) later in the contest. He scored twice in the game.
- ◆ On March 16 vs. Purdue he had a single, double and home run, driving in a career-high five runs. The home run was the first of his SDSU career.

MW PLAYER OF THE WEEK IV

- ◆ Sophomore outfielder Seby Zavala has earned Mountain West Baseball Player of the Week honors for games played from March 24-30, 2014. He helped San Diego State to a 4-1 week, including series wins against Santa Clara and Fresno State.
- ◆ For the week Zavala (West Covina, Calif.; Bishop Amat HS) hit for an average of .412 with seven hits including a double, three runs scored and two RBI over the five-game stretch. His slugging percentage for the week was .471 while he got on base at a .476 clip.

SEYLER HONORED

- ◆ *College Sports Madness* named sophomore right-hander the Madness Mountain West Baseball Player of the Week on March 31.
- ◆ In the series finale against Fresno State on Mar. 30, Seyler tossed 7.2 innings of shutout ball in the Aztecs' 1-0 win.
- ◆ He scattered three hits and a walk with eight strikeouts, one shy of his career high.

MW PITCHER OF THE WEEK I

- ◆ Sophomore right-hander Mark Seyler made it an Aztec sweep of the conference weekly awards when he was named the Mountain West Pitcher of the Week on March 10.
- ◆ He tossed eight innings of shutout ball in SDSU's 3-0 win over Nevada in San Diego on Mar. 9.
- ◆ He allowed only three hits and struck out five as only two Nevada base runners reached as far as second base.
- ◆ In the process Seyler improved to 3-1 and lowered his season ERA to 2.28.

MW PITCHER OF THE WEEK II

- ◆ Junior right-hander Michael Cederoth was named the Mountain West Pitcher of the Week for games played during the period of April 14-20.
- ◆ That week Cederoth recorded three saves including a pair against No. 21 UC Irvine on the road.
- ◆ Over his five innings pitched he surrendered four hits, all singles. He allowed only one run, walked three and struck out nine batters with a 1.80 earned run average. Opponents hit just .222 against him for the week.
- ◆ Cederoth's three saves on the week plus one this past Tuesday vs. Cal State Northridge bring his season total to 16, a mark which ties him for first in the nation entering the weekend. It is also the third-highest total ever in a season for an Aztec reliever.

PITCHER OF THE WEEK III

- ◆ San Diego State junior right-hander Michael Cederoth has been named the Mountain West Pitcher of the Week for games played from May 5-11.
- ◆ It marked the second such honor of the season for Cederoth (San Diego, Calif. / Steele Canyon HS), who made three appearances out of the bullpen last week recording a win and pair of saves.
- ◆ Over his 6.2 innings pitched for the week, Cederoth had a 0.00 earned run average with six strikeouts and opponents hit just .053 against him.
- ◆ The saves were his 18th and 19th of the season as he is within one of the SDSU single-season record of 20 set by Addison Reed during the 2009 campaign.

STAFF ADDITIONS

- ◆ The Aztec baseball program has added a pair of new coaches and a new Director of Baseball Operations for the 2014 season.
- ◆ Taking over as the pitching coach is John Pawlowski, most recently the head coach at Auburn. A former Major League pitcher with the Chicago White Sox, he was also head coach at College of Charleston as well as an assistant at both Clemson and Arizona State.
- ◆ Joe Oliveira takes over as the team's volunteer assistant coach. A three-time all-conference selection as a catcher at University of the Pacific, he played in the Baltimore Orioles organization for three seasons before beginning his coaching career during the summer of 2013 at Battle creek in the Northwoods League.
- ◆ Former Aztec outfielder Landon Burt steps into the role of Director of Baseball Operations for the 2014 season. Burt was an all-Mountain West Conference honoree in 2004 when he batted .321 with six home runs and 30 stolen bases and was drafted by the Minnesota Twins that year.

PRESEASON ALL-CONFERENCE

- ◆ Junior second baseman Tim Zier and center fielder Greg Allen were tabbed to the Preseason all-Mountain West team in a vote of the league's coaches.
- ◆ Zier is the team's leading returning hitter (.341, 14 2B, 41 RBI, 18 SB).
- ◆ Allen led the Aztecs in runs scored (51), walks (36) and stolen bases (25) while hitting .2999 as a sophomore last season.

AZTECS LEAGUE CO-FAVORITES

- ◆ San Diego State is the co-favorite along with New Mexico to finish first in the regular-season Mountain West Conference baseball standings.
- ◆ In a vote of the seven MWC head coaches, the Aztecs received three first-place votes and 43 as did the Lobos. The remaining first-place vote went to ULNV, which was picked third.
- ◆ 2014 MWC Preseason Poll:

Rk.	Team (1st place votes)	Pts
1.	San Diego State (3).....	43
	New Mexico (3).....	43
3.	UNLV (1)	40
4.	Fresno State	25
5.	Nevada	19
6.	Air Force	14
7.	San Jose State.....	12

AZTEC NOTES

- ◆ San Diego State's overall .972 fielding percentage is the third-best in program history (since 1936). The Aztecs have finished with a fielding mark of .970 or higher in only three previous seasons.
- ◆ Freshman left Brett Seeburger (2-0) recorded his second win of the season in the game vs. Fresno State on May 17 when he went 3.1 innings in relief allowing two runs on three hits with two walks and four strikeouts.
- ◆ RHP Cody Thompson has a record of 4-1 with a 1.07 earned run average in games at Tony Gwynn Stadium this season (seven appearances, two starts).
- ◆ Danny Sheehan was pressed into service at shortstop when Evan Potter was hit by pitch in the second inning of last Saturday's contest vs. UNLV and had to leave the game. Sheehan went 1-for-3 in the contest with an RBI and run scored.
- ◆ Freshman Marcus Reyes made his first career start as an Aztec on Tuesday, May 6, at Long Beach State. He tossed five innings allowing two runs on seven hits with no walks and two strikeouts.
- ◆ San Diego State went 10-2 this season in mid-week (Tuesday and Wednesday) contests.
- ◆ The Aztecs have been involved in 17 one-run games and are 14-3 in those contests. They own the top record in one-run contests among all Division I teams who have been involved in at least 15 such games.
- ◆ The two triples (Greg Allen and Seby Zavala) vs. Cal State Northridge on Tuesday (Apr. 22) marked the first time the Aztecs had recorded two three-baggers in a game since Apr. 25, 2010, when Blair Moore and Josh Chasse tripled vs. Wagner at Tony Gwynn Stadium.
- ◆ San Diego State is one of seven teams in the nation with two players who have started over 100 consecutive games together (Greg Allen-163 games and Tim Zier-155 games). In addition, Evan Potter has now started 106 consecutive contests for the Aztecs.
- ◆ The 3-0 win over Nevada (Mar. 9) and 12-0 victory at Cal State Northridge (Mar. 11) marked the first time that SDSU has tossed back-to-back shutouts since 2008 when it blanked Harvard (Mar. 26) and Houston (Mar. 28) at home.

SAN DIEGO STATE AZTECS

No.	Name	Pos.	B-T	Ht.	Wt.	Yr.	Hometown (Previous School)
1	Ryan Alvarez	INF	R-R	5-8	160	Fr.	Sylmar, Calif. (Bishop Alemany HS)
2	Michael RoBards	LHP	L-L	5-10	165	Jr.	Oceanside, Calif. (Oceanside HS)
3	Cody Sos	C	R-R	6-2	215	Jr.	El Cajon, Calif. (Southwestern JC)
5	Bubba Derby	RHP	L-R	5-10	185	So.	Monrovia, Calif. (LaSalle HS)
6	Steven Pallares	RHP-1B	R-R	6-2	165	Jr.	Corona, Calif. (Santiago HS)
8	Danny Sheehan	INF	R-R	5-10	165	So.	Covina, Calif. (South Hills HS)
9	Greg Allen	OF	S-R	6-0	165	Jr.	San Diego, Calif. (Hilltop HS)
10	Spencer Thornton	OF	L-L	6-1	185	So.	Alta Loma, Calif. (Los Osos HS)
12	Tim Zier	INF	R-R	5-10	195	Sr.	Escondido, Calif. (Escondido HS)
13	CJ Saylor	C	R-R	5-9	195	Fr.R	West Covina, Calif. (South Hills HS)
14	Evan Potter	INF	R-R	6-0	165	Sr.	El Cajon, Calif. (Grossmont HS)
15	Justin Hepner	RHP	R-R	6-3	190	Sr.	Carlsbad, Calif. (Carlsbad HS)
16	Ryan Muno	INF	R-R	6-1	195	Jr.	El Segundo, Calif. (Mission Viejo HS)
17	Mark Seyler	RHP	R-R	6-2	165	So.	Agoura Hills, Calif. (Agoura Hills HS)
18	Tyler Adkison	OF	R-R	5-11	190	Fr.	Culver City, Calif. (Mater Dei HS)
20	Zack Oakley	RHP	R-R	6-0	170	So.	Live Oak, Calif. (Yuba City HS)
23	Brad Haynal	C	R-R	6-3	205	Jr.	San Diego, Calif. (Rancho Bernardo HS)
25	Ty France	INF	R-R	6-0	215	So.	West Covina, Calif. (South Hills HS)
27	Orlando Meza	RHP	R-R	6-1	190	Fr.	Temecula, Calif. (Great Oak HS)
28	Andrew Brown	INF	R-R	6-2	190	Fr.	Chula Vista, Calif. (The Rock Academy)
29	Marcus Reyes	LHP	L-L	5-10	180	Fr.	Vista, Calif. (Rancho Buena Vista HS)
31	TJ Kendzora	RHP	R-R	6-3	190	Sr.	Trabuco Canyon, Calif. (El Toro HS)
33	Brett Seeburger	LHP	L-L	6-1	220	Fr.	Oceanside, Calif. (Vista HS)
35	Michael Cederroth	RHP	R-R	6-6	210	Jr.	San Diego, Calif. (Steele Canyon HS)
36	Seby Zavala	OF	R-R	6-0	175	So.	West Covina, Calif. (Bishop Amat HS)
39	Cody Thompson	RHP	R-R	6-1	175	Fr.R	Northridge, Calif. (Alemany HS)
41	Brandon Thomas	LHP	L-L	5-11	215	Jr.	Palmdale, Calif. (Knight HS)

Head Coach: 19 Tony Gwynn (San Diego State), 12th Season

Assistant Coach: 7 Mark Martinez (Mesa State '84), 9th Season

Pitching Coach: 11 John Pawlowski (Clemson '96), 1st Season

Volunteer Assistant Coach: 0 Joe Oliveira (Pacific '09), 1st Season

Student Manager: 43 Cooper Sholder, 4th Season

Director of Operations/Acting Assistant Coach: : 47 Landon Burt (San Diego State '08), 1st Season

PRONUNCIATION GUIDE

Cederroth.....SEE-dur-roth
 Haynal.....HAY-null
 Kendzorakend-ZORE-uh
 Meza.....may-zuh
 MunoMEW-no
 PallaresPah-LAIR-ess
 Reibenspies.....REE-ben-spees
 Reyes.....RAY-ess
 Seyler.....SIGH-ler
 Sossauce
 Zavalaza-VA-la
 Zierzear



2014 AZTEC PLAYER NOTES



TYLER ADKISON, OF

5-11, 190, Freshman, R-R
Culver City, Calif.
Mater Dei HS

Has split time between starting in right field and as the designated hitter ... Has been the starter in right field over the past 17 contests ... Had a season-best seven-game hitting

streak from April 19-29 ... Over that period went 9-for-28 (.321) with three RBI and four runs scored ... Hit his lone home run of the season in the win over Purdue at home on March 17, a solo shot to left field to lead off the fourth inning ... His lone multiple RBI (two) effort of the year came in that contest ... Had a season-best three hits (including a double) in the win over UNLV on May 10 ... Scored multiple runs (two) on five occasions ... Has not committed an error in 57 chances over 30 appearances in right field ... Drove in the winning run in the bottom of the 10th in the win over West Virginia on Feb. 22 ... His single in the bottom of the eighth inning vs. Fresno State on March 28 drove in the winning run in SDSU's 2-1 win ... Has only grounded into one double play in 177 plate appearances ... Ended the season by going 5-for-11 with two doubles, a triple, three RBI and three runs scored during the three-game series at Fresno State May 15-17.

ADKISON'S SDSU CAREER STATS

Year	G-GS	AB	R	H	2B	3B	HR	RBI	BB	SO	SB-A	AVG
2014	50-44	155	24	55	9	2	1	21	13	22	7-11	.290

Enters the MW Tournament ranked 12th on the SDSU career list with 60 stolen bases ... His 84 career walks rank 18th on the all-time Aztec list ... Scored three runs in back-to-back contests vs. Santa Clara (March 25-26) ... His 138 runs scored during his three season at SDSU rank 18th on the Aztec career chart ... Has been hit by pitch 20 times over the last three years to place ninth on the SDSU career list ... Has recorded 19 outfield assists during his time as an Aztec ... Has committed five errors during his career for a .990 fielding percentage ... Was voted to the 2014 Capital One Academic All-District 8 Men's Baseball Team as announced by the College Sports Information Directors of America ... Was recently selected an Arthur Ashe Jr. Sports Scholar by *Diverse: Issuers in Higher Education* magazine for the second consecutive year, one of 12 collegiate baseball players nationwide (all divisions) to receive the honor ... Was named San Diego State's 2013-14 Male Student-Athlete of the Year.

ALLEN'S SDSU CAREER STATS

Year	G-GS	AB	R	H	2B	3B	HR	RBI	BB	SO	SB-A	AVG
2012	60-58	231	44	72	11	2	2	31	19	41	11-20	.312
2013	62-62	254	51	76	11	1	0	28	36	40	25-34	.299
2014	55-55	218	45	66	7	4	0	19	29	29	25-30	.303
Totals	177-175	703	140	214	29	7	2	78	84	110	61-84	.304



GREG ALLEN, OF

6-0, 175, Junior, S-R
Chula Vista, Calif.
Hilltop HS

Was a preseason All-America second-team selection by *Baseball America* ... Was listed as the number 38 junior for the 2014 Major League draft by that publication ... Named

to the preseason all-Mountain West Conference team ... One of four Aztecs to have started every game during the 2014 campaign ... Had an 11-game hitting streak (longest on the team this season) end in the final game of the regular season at Fresno State on May 17 ... Has scored at least once in six of the last eight games ... Had an eight game hitting streak early in the season (Feb. 16-March 2) during which he batted .472 (17-for-36) with four doubles, six RBI and eight runs scored ... Had multiple hits in seven of those eight contests ... Has had multiple stolen bases in five games with a high of three vs. Santa Clara on March 25 ... Leads the Mountain West in steals both overall and in league games ... Third on the squad with 19 multiple-hit games including four three-hit efforts ... Season-high three runs scored on three occasions ... Leads the team in walks with 27 ...



RYAN ALVAREZ, INF

5-8, 160, Freshman, R-R
Sylmar, Calif.
Bishop Alemany HS


Has appeared in three contests as a defensive replacement at second base and four times as a pinch hitter or DH ... Only start came in the designated hitter role in the con-

test vs. Cal State Northridge on April 22 ... Made his first appearance as an Aztec in the win at St. Mary's on March 2 ... Did not record a hit in two at bats, but did have an RBI on a fielder's choice ... Scored his lone run of the year in the win over Purdue on March 16 ... Has not committed an error in six chances at second base .

ALVAREZ'S SDSU CAREER STATS

Year	G-GS	AB	R	H	2B	3B	HR	RBI	BB	SO	SB-A	AVG
2014	7-1	11	1	0	0	0	0	1	0	1	0-0	.000

2014 AZTEC PLAYER NOTES



ANDREW BROWN, 1B

6-2, 190, Freshman, R-R

Chula Vista, Calif.

The Rock Academy

Was used primarily as a pinch runner/defensive replacement at first base early in the season ... Came on as a pinch runner in the ninth at UC Riverside on Feb.

25 with SDSU trailing by a run ... Stole second and eventually scored the tying run as SDSU rallied for an 8-7 victory ... Made the start at first base vs. USD on March 4 due to the illness of regular starter Ryan Muno ... Responded by registering the first three hits of his collegiate career including a solo home run that provided SDSU's final run of the contest in the eighth inning ... On the night he recorded three RBI and scored once Had another big game in the second contest vs. Nevada on March 8 when he collected three hits including a bases-loaded double that drove in three runs when SDSU was trailing 2-0 Finished that game with four RBI and a run scored ... One of only three Aztecs to drive in as many as four runs in a game this season ... Also had a three-hit effort in the win over Purdue on March 16 with two runs scored in that contest.

BROWN'S SDSU CAREER STATS

Year	G-GS	AB	R	H	2B	3B	HR	RBI	BB	SO	SB-A	AVG
2014	25-16	60	8	14	2	0	1	13	8	14	2-4	.233



MICHAEL CEDEROTH, RHP

6-6, 215, Junior, R-R

San Diego, Calif.

Steele Canyon HS

Was selected a preseason third team All-America by *Baseball America* ... Was named the number 11 junior for the 2014 Major League draft by that publication as well ...

Opened the season with a start at San Jose State and dropped a 6-4 decision ... It was his only loss of the 2014 season ... Season-high six strikeouts came in that game ... Moved to the bullpen after that contest to assume role of closer ... Since then he has a record of 5-0 with 19 saves and a 1.64 earned run average ... His 19 saves rank third in the nation this week as he leads the Mountain West both overall and in league play ... Has struck out at least one batter in 24 of his 28 relief appearances ... Has notched 53 strikeouts over his 47.2 innings pitched ... One of 50 players to be named to the mid-season watch list for the 10th annual National Collegiate Baseball Writers Association Stopper of the Year Award, given to the top relief pitcher in NCAA Division I baseball ... Also a semifinalist for the Dick Howser Trophy, the award given to the top player in collegiate baseball ... Has been named the conference Pitcher of the Week twice ... Earned the honor on April 21 after recording three saves the previous week (one vs UC

Riverside at two at No. 21 UC Irvine) ... Also won the award on May 12 after notching a win at Long Beach State and recording saves in SDSU's two wins over league-leading UNLV the previous week ... His 224 career strikeouts rank ninth on the SDSU all-time list ... His 29 appearances this season move him into the No. 16 slot on the SDSU single-season pitching appearances list ... Has not committed an error on the mound this season.

CEDEROTH'S SDSU CAREER STATS

Year	G-GS-CG	IP	H	R	ER	BB	SO	W	L	SV	ERA
2012	15-11-0	67.1	57	43	31	48	62	4	4	0	4.14
2013	15-15-2	95.1	72	48	45	48	109	3	9	0	4.25
2014	29-1-0	47.2	30	16	11	27	53	5	1	19	2.08
Totals	59-27-2	210.1	159	107	87	123	224	12	14	19	3.72



BUBBA DERBY, RHP

5-11, 185, Sophomore, L-R

Monrovia, Calif.

La Salle HS


Served as SDSU's closer for the season-opening series at San Jose State ... Picked up his lone save of the year on Feb. 15 vs. the Spartans, tossing 2.1 innings allowing a run

on four hits with a walk and two strikeouts in the 5-3 victory ... After that series he was moved into the No. 1 starter role ... Has gone at least five innings in each of his 14 starts and six frames or more in 11 of those contests ... Went eight innings in his initial start vs. West Virginia (Feb. 22) allowing a run on four hits with seven strikeouts, but was not involved in the decision as SDSU won in 10 innings ... Longest outing came on April 4 vs. Air Force when he tossed 8.1 innings allowing a run on three hits with a walk and 15 strikeouts ... His strikeout total in that contest was a career high and helped earn him Louisville Slugger National Player of the Week honors from *Collegiate Baseball* ... Prior to his last outing (a 9-2 win at Fresno state May 15) outings the Aztecs had only scored 10 runs for him with six of those coming in one game ... He went 1-3 in those contests ... Went 5.1 innings at Fresno State last Thursday (May 15) allowing two runs on three hits with seven walks and seven strikeouts as he improved to 7-3 ... His 2.76 earned run average ranks fifth in the Mountain West entering the tournament and his 3.13 ERA in league play was sixth-best in the conference ... Ranks third in the league in strikeouts in all games with 90 and was second in conference contests with 63.

DERBY'S SDSU CAREER STATS

Year	G-GS-CG	IP	H	R	ER	BB	SO	W	L	SV	ERA
2013	24-1-0	35.2	33	16	15	14	44	4	3	10	3.79
2014	14-13-0	91.1	80	32	28	32	90	7	3	1	2.76
Totals	38-14-0	127.0	113	48	43	46	134	11	6	11	3.05

2014 AZTEC PLAYER NOTES



TY FRANCE, 3B

6-0, 215, Sophomore, R-R
West Covina, Calif.
South Hills HS

Has started every game at third base this season ... One of four players to have started every game in 2014 ... Leads the team in batting average, hits, doubles and runs scored ... Has recorded three doubles in a game on two occasions in 2014: vs. West Virginia on Feb. 23 and at Nevada April 13 ... His 18 doubles rank 21st on the SDSU single-season record list ... Ranks second in home runs with five, the latest coming vs. UNLV on May 10 ... Longest hitting streak of the year was eight games early in the season (Feb. 21-March 4) when he went 17-for-32 (.531) with six doubles, a home run, 11 RBI and six runs scored ... Finished the regular season by hitting safely in four of the final five games going 5-for-13 with three RBI and four runs scored ... Had a team-best streak of 26 consecutive contests in which he reached base safely (via hit, walk or hit by pitch) from March 25 to May 6 ... Leads the team with 23 multiple-hit games and ranks second with 11 multiple-hit efforts ... Tied his career best with four hits at Nevada on April 13 ... Had a season-best three RBI in a game on four occasions, most recently vs. UNLV on May 10 ... Is hitting .434 (23-for-53) with runners in scoring position ... Was named the MW Player of the Week for games played during the period March 3-9 ... Over SDSU's four games that week he hit .500 (7-for-14) with a double, home run, six RBI and four runs scored ... Has been hit by pitch 12 times in 2014, a number that ranks 11th in the SDSU record book ... His 26 career hit by pitches is sixth on the all-time Aztec list ... Was hit by pitch three times in the contest at Long Beach State on May 6 to tie the SDSU record in that category ... Had a two-out double in the ninth inning at UC Riverside that drove home the tying run and scored the winning run in the same inning.

FRANCE'S SDSU CAREER STATS

Year	G-GS	AB	R	H	2B	3B	HR	RBI	BB	SO	SB-A	AVG
2013	62-62	218	28	69	14	0	5	36	25	37	1-6	.317
2014	55-55	198	48	72	18	0	5	40	28	24	2-3	.364
Totals	117-117	416	76	141	32	0	10	76	53	61	3-9	.339



BRAD HAYNAL, C


6-3, 220, Junior, R-R
San Diego, Calif.
Rancho Bernardo HS

Earned the Mountain West Conference's first Player of the Week award for the 2014 season for his performance during the opening weekend series at San Jose State ... Hit for an average of .364 with four hits including a double and home run, three runs scored and six RBIs over those three contests ... Hit home runs in each of the last two contests at New Mexico (May 3-4) and added one in the regular-season finale at Fresno State (May 17) and now has 12 on the year, a number that ranks second overall in the Mountain West Conference ... Nine of those have come in league

play to also rank second in the conference ... His 12 homers are the most for an SDSU hitter since Nick Romero had the same total during the 2008 campaign ... Recorded a career-high seven RBI in the win over San Jose State on April 26 ... Had a double and two home runs in that contest ... Had a six-RBI performance vs. Air Force on April 5 with a triple and home run ... Had a season-best six-game hitting streak snapped in the series finale at UNLV on March 23 ... In those six games he hit .538 (14-for-26) with five doubles, two home runs, nine RBI and five runs scored ... Had a .962 slugging percentage and .571 on-base mark in those contests ... Leads the team in RBI and slugging percentage and also ranks among the top five in those categories in the conference both overall and in league contests ... Had the game-winning RBI single in the bottom of the 10th inning in win over Purdue on March 17 ... Leads the squad with 12 multiple RBI contests ... Defensively has thrown out 25-of-46 runners trying to steal against him and has also picked off two runners ... Has been hit by pitch 20 times during his career to tie for 11th on the Aztec list ... Has only grounded into one double play in 218 plate appearances.

HAYNAL'S SDSU CAREER STATS

Year	G-GS	AB	R	H	2B	3B	HR	RBI	BB	SO	SB-A	AVG
2011	42-35	128	14	31	8	0	3	16	14	31	2-4	.242
2012	4-3	16	3	6	2	1	0	2	0	1	0-0	.375
2013	49-49	187	15	45	13	1	3	30	13	56	1-5	.241
2014	52-52	195	27	54	10	2	12	46	9	32	1-5	.277
Totals	147-139	526	59	136	33	4	18	94	36	120	4-14	.259



JUSTIN HEPNER, RHP

6-3, 210, Senior, R-R
Carlsbad, Calif.
Carlsbad HS

Has made 10 appearance out of the bullpen during the 2014 campaign ... Longest outing was 2.2 innings at San Jose State in the opening contest of the season ... Season best two strikeouts in two innings vs. Santa Clara on March 25 ... Took the loss against San Jose State on April 26 when he tossed two-thirds of an inning and was charged with one unearned run on no hits with a walk ... Has not made an appearance since that contest.

HEPNER'S SDSU CAREER STATS

Year	G-GS-CG	IP	H	R	ER	BB	SO	W	L	SV	ERA
2011	5-1-0	6.1	9	7	7	3	4	0	0	0	9.95
2012	22-3-1	52.0	53	20	17	20	50	5	3	7	2.94
2013	19-0-0	31.1	32	14	13	22	24	1	1	1	3.73
2014	10-0-0	10.0	10	10	8	4	6	0	1	0	7.20
Totals	56-4-1	99.2	104	51	45	49	84	6	5	8	4.06

2014 AZTEC PLAYER NOTES



TJ KENDZORA, RHP

6-3, 190, Senior, R-R
Trabuco Canyon, Calif.
El Toro HS

Has made 15 appearances in 2014 with six starts ... Was one of SDSU's two primary mid-week starters this season although he has not made a start since facing UC

Riverside on April 8 ... First start came vs. Loyola Marymount in a no-decision on Feb. 18 ... Made just his second start of the season in the win at Cal State Northridge on March 11 ... In that game he tossed seven shutout innings scattering seven hits with a walk and three strikeouts to pick up his first win of the season ... That contest marked his longest outing of the year ... Latest victory came in relief against CSU Northridge on April 22, when he went 2.1 allowing a run on three hits ... Recorded a season-high four strikeouts on two occasions: over 2.1 innings of relief at UC Riverside on Feb. 25 and in six innings in a start vs. Santa Clara on March 25 ... Allowed only one run in Mountain West play in 8.0 innings of work over five games.

KENDZORA'S SDSU CAREER STATS

Year	G-GS-CG	IP	H	R	ER	BB	SO	W	L	SV	ERA
2011	14-4-0	38.1	42	27	23	12	30	3	2	0	5.40
2012	15-7-0	45.0	63	36	27	19	25	0	3	1	5.40
2013	7-2-0	11.1	16	11	9	5	8	0	1	0	7.15
2014	16-6-0	47.0	59	21	17	12	25	4	1	0	3.26
Totals	52-19-0	141.2	180	95	76	48	88	7	7	1	4.83



ORLANDO MEZA, RHP

6-1, 190, Freshman, R-R
Temecula, Calif.
Great Oak HS

Made 11 relief appearances as a true freshman in 2014 ... Picked up his win in the 2-1 victory over Fresno State on March 28 when he came on in the eighth with a runner at first

and one out and kept FSU off the board in that inning ... Longest outing of the year came vs. UNLV on May 9 when he allowed a run on two hits in two innings of work ... Season-high three strikeouts in one inning of relief vs. Santa Clara on March 25 ... Did not surrender an extra base hit over his 10 innings pitched during the season.

MEZA'S SDSU CAREER STATS

Year	G-GS-CG	IP	H	R	ER	BB	SO	W	L	SV	ERA
2014	11-0-0	10.0	17	10	5	8	5	1	0	0	4.50



RYAN MUNOZ, 1B

6-1, 205, Junior, R-R
El Segundo, Calif.
Mission Viejo HS

Starting first baseman who missed 22 contests after suffering a concussion in the game at St. Mary's on March 2 ... Made his return to the SDSU lineup during the series at

Nevada on April 11 ... Five games later on April 18 at UC Irvine he was hit on the knee by a pitch that forced him to leave the contest and subsequently miss another two games before returning on Friday, April 25 ... On Sunday (April 27) he made his first start in the field (first base) since his return after having served as the DH in seven contests ... Has started at first base in each of the past 12 contests ... During the series at New Mexico (May 2-4) went 4-for-12 with a double, three RBI and two runs scored ... Has recorded nine multiple-hit games ... Season-high three RBI in a game at new Mexico on May 2 ... Committed an error at first base in the season opener, but has not has a miscue in the 21 games at first since (181 chances) ... Longest hitting streak of five games from Feb. 23 to Mar 2, the five contests immediately prior to suffering the concussion ... Season-best three runs scored at St. Mary's in the first game of the doubleheader on March 2 ... Was successful on his only steal attempt of the year in game vs. Loyola Marymount on Feb. 18 ... Finished the regular season by going 2-for-5 with an RBI and run scored in the win at Fresno State on May 17.

MUNOZ'S SDSU CAREER STATS

Year	G-GS	AB	R	H	2B	3B	HR	RBI	BB	SO	SB-A	AVG
2012	53-50	185	32	57	11	0	4	19	17	35	5-7	.308
2013	43-43	170	33	53	17	0	4	45	27	39	0-1	.312
2014	30-30	105	16	29	7	0	0	13	8	18	1-1	.276
Totals	126-123	460	81	139	35	0	8	77	52	92	6-9	.302



ZACK OAKLEY, P

6-0, 170, Sophomore, R-R
Live Oak, Calif.
Yuba City HS

Made two appearances out of the bullpen during the 2014 season ... Tossed one inning on each of those occasions ... First appearance came vs. Purdue on March 16 when he gave up a pair of runs on three hits with a strikeout ... Second outing came at the University of San Diego where he allowed just a walk in his one inning of work.

OAKLEY'S SDSU CAREER PITCHING STATS

Year	G-GS-CG	IP	H	R	ER	BB	SO	W	L	SV	ERA
2013	9-0-0	14.1	12	9	8	7	8	0	0	0	5.02
2014	2-0-0	2.0	3	2	2	1	1	0	0	0	9.00
Totals	11-0-0	16.1	15	11	10	8	9	0	0	0	5.51

2014 AZTEC PLAYER NOTES



STEVEN PALLARES, 1B/P

6-2, 180, Junior, R-R

Corona, Calif.

Santiago HS

Has made 12 relief appearances on the mound this season and has also seen action at first base and as the designated hitter ...

Longest outing as a pitcher was 2.1 innings

in games at UNLV on March 21 and vs. Fresno State on March 29 ... Has recorded a season-best two strikeouts in a game on three occasions ... Most recent pitching appearance came on May 4 at New Mexico ... Has made 14 starts at first base and eight in the DH role ... Hit his first career home run, a two-run shot, during the win at Fresno State on May 15 ... Longest hitting streak of four games (May 6-15) when he went 6-for-13 (.462) with a home run, three RBI and five runs scored ... Has scored at least once in each of the past six contests ... Season-best two hits in a game six times with the latest coming at Fresno State on May 15 when he also recorded a season-high two runs batted in ... Hit safely in five of the final six regular-season contests going 8-for-22 (.364) with a home run, four RBI and seven runs scored ... One of only two Aztecs with more walks (18) than strikeouts (13) as a hitter ... Had his first career triple vs. Air Force on April 4 ... Drew three bases on balls in back-to-back contests against Fresno State (March 28-29).

PALLARES' SDSU CAREER HITTING STATS

Year	G-GS	AB	R	H	2B	3B	HR	RBI	BB	SO	SB-A	AVG
2012	28-19	59	11	12	0	0	0	7	8	14	3-7	.203
2013	37-29	108	12	20	2	1	0	13	10	22	8-10	.185
2014	30-25	83	17	23	4	1	1	8	18	13	10-11	.277
Totals	95-73	250	40	55	6	2	1	28	36	49	21-28	.220

PALLARES' SDSU CAREER PITCHING STATS

Year	G-GS-CG	IP	H	R	ER	BB	SO	W	L	SV	ERA
2014	12-0-0	12.2	12	8	5	8	9	0	0	0	3.55

bunt on May 2 at New Mexico, the 31st of his career to tie the SDSU record of 31 held by Steve Dietz (1990-93) ... Season-best five-game hitting streak to open the season (Feb. 14-21) ... Over those contests went 6-for-18 (.333e) with a double, RBI and four runs scored ... Has been hit by pitch 10 times this season, a number that ranks 14th on the Aztec single-season list ... Has been hit by pitch more times than he has walked in 2014 ... Career mark of 30 HBP ranks fifth all-time at SDSU ... Went 2-for-3 with two walks, a stolen base and a run scored over the final two games of the regular-season ending series at Fresno State (May 16-17).

POTTER'S SDSU CAREER STATS

Year	G-GS	AB	R	H	2B	3B	HR	RBI	BB	SO	SB-A	AVG
2011	51-43	129	24	26	4	1	0	12	19	27	2-6	.202
2012	41-35	100	21	19	5	0	0	12	14	25	6-7	.190
2013	61-61	195	32	38	4	1	0	18	24	41	16-21	.195
2014	55-55	174	17	38	7	0	0	13	9	32	5-6	.218
Totals	208-194	598	94	121	20	2	0	55	66	125	29-40	.202



MARCUS REYES, LHP

5-10, 180, Freshman, L-L

Vista, Calif.

Rancho Buena Vista HS

Has made 10 appearances this season with nine coming in relief ... Made his first career start as an Aztec May 6 vs. Long Beach State ... Tossed five innings allowing two runs on seven hits with no walks and two strikeouts, but was not involved in the decision ... Longest relief outing has been 3.2 shutout innings in the game vs. Nevada on March 7 ... Season-high two strikeouts on three occasions, most recently in the start at Long Beach State ... Has not thrown a wild pitch over his 13 innings of work ... Opponent batting average of .158 in conference games (four appearances with 5.2 innings pitched).

REYES' SDSU CAREER STATS

Year	G-GS-CG	IP	H	R	ER	BB	SO	W	L	SV	ERA
2014	10-1-0	13.0	13	9	8	4	8	0	0	0	5.54



EVAN POTTER, INF

6-1, 175, Senior, R-R

El Cajon, Calif.

Grossmont HS

Defensive standout who has been a fixture at shortstop during his SDSU career ... Has started 110 consecutive contests at shortstop (final 55 of 2013 season and every game in

2014) ... One of four Aztecs to have started every game this season ... Set an Aztec record with four doubles in the game vs. Santa Clara on March 25, becoming the first SDSU player to accomplish that feat ... Prior to that contest he had hit three doubles through the Aztecs' first 23 contests ... The four hits in the game were a career best and he tied his SDSU high with four RBI in that game ... Recorded a sacrifice

2014 AZTEC PLAYER NOTES



MIKE RoBARDS, LHP

5-10, 175, Junior, L-L
Oceanside, Calif.
Oceanside HS

Has made 15 appearances this season including 13 starts ... Has gone less than five innings in only three of his starts (vs. Nevada March 7; vs. Air Force April 5; at Fresno State May 17) ... Third on the squad in innings pitched with 78 ... Began the season as SDSU's No. 2 starter and turned in an excellent pitching performance in his first start of the season on Feb. 15 at San Jose State ... Went 6.2 innings scattering six hits and allowing two runs with a walk and strikeout as he recorded a win ... Longest start was 7.2 innings in the win at No. 21 UC Irvine on April 17 when he allowed one run on eight hits with a walk and four strikeouts ... Both of his relief outings went 3.1 innings ... Notched a win in relief vs. UC Riverside on April 8 ... Season-high six strikeouts on three occasions: at St. Mary's March 1, vs. San Jose State April 26 and vs. UNLV May 11 ... Leads the staff with seven hit batters.

RoBARD's SDSU CAREER STATS

Year	G-GS-CG	IP	H	R	ER	BB	SO	W	L	SV	ERA
2012	14-0-0	13.0	23	14	14	7	9	1	1	0	9.69
2013	19-7-0	55.1	56	24	22	22	37	4	1	0	3.58
2014	15-13-0	78.0	93	45	41	28	52	5	4	0	4.73
Totals	48-20-0	146.1	172	83	77	57	98	10	6	0	4.74



CJ SAYLOR, C/P

5-9, 195, Freshman RS, R-R
West Covina, Calif.
South Hills HS

Has appeared in five contests at the catching position and four as the designated hitter ... Has come on as pinch hitter five times and served as a defensive replacement in left field twice ... Season-high three hits at UC Riverside on Feb. 25 ... Recorded three RBI in a game twice: vs. Loyola Marymount on Feb. 18 and at Cal State Northridge on March 1 ... Had a triple in each of those contests ... Last plate appearance came on April 13 at Nevada ... Made his SDSU pitching debut in the series finale vs. San Jose State on April 27 ... Came on to face the final batter in the top of the ninth and recorded a strikeout ... Other mound appearance came at Loyola Marymount on April 29 when he allowed a pair of hits in one-third of an inning pitched.

SAYLOR's SDSU CAREER STATS

Year	G-GS	AB	R	H	2B	3B	HR	RBI	BB	SO	SB-A	AVG
2014	14-8	33	4	7	1	2	0	8	5	12	0-0	.212

SAYLOR's SDSU CAREER STATS

Year	G-GS-CG	IP	H	R	ER	BB	SO	W	L	SV	ERA
2014	2-0-0	0.2	2	0	0	0	1	0	0	0	0.00



BRETT SEEBURGER, LHP

6-1, 220, Freshman, L-L
Vista, Calif.
San Marcos HS

Made his SDSU debut in second game of the season at San Jose State, entering in the second inning with the bases-loaded ... Over the final seven innings of that contest he gave up a run on three hits with no walks and four strikeouts ... He faced the minimum over the final four innings, allowing just a single in the ninth that was erased with a double play ... The eight innings pitched was his longest outing of the year and he recorded the win, his only decision of the season ... Had a season-best four strikeouts in that game ... Made starts at UC Riverside (Feb. 25) and vs. San Diego (March 4), but his last nine appearances have come out of the bullpen ... Picked up his second win of the year in the final game of the regular season at Fresno State (May 17) when he tossed 3.1 innings of relief allowing two run on three hits with two walks and four strikeouts ... Has only walked five with 15 strikeouts over his 24.0 innings pitched ... In seven conference appearances covering 16.2 innings he has a 4.86 earned run average.

SEEBURGER's SDSU CAREER STATS

Year	G-GS-CG	IP	H	R	ER	BB	SO	W	L	SV	ERA
2014	12-2-0	24.0	32	18	17	5	15	2	0	0	6.38



MARK SEYLER, RHP

6-2, 180, Sophomore, R-R
Agoura Hills, Calif.
Agoura HS

Has spent most of the 2014 season as the Aztecs. No. 3 starter ... Only one of his 15 appearances has come in relief ... Longest outing of the season came vs. Nevada on March 9 when he went eight innings allowing no runs on three hits with three walks and five strikeouts as he picked up a win ... Earned Mountain West Pitcher of the Week honors for that performance ... Was selected the Madness Mountain West Player of the Week by *CollegeSportsMadness.com* for his performance vs. Fresno State on March 30 ... In that contest he tossed 7.2 innings allowing no runs on three hits with a walk and eight strikeouts ... Had a season-high nine strikeouts in six innings at St. Mary's on March 2 and also vs. Air Force on April 6 ... Only two of his 12 starts have gone less than five innings ... Lone relief appearance came on Feb. 18 vs. Loyola Marymount when he went 5.2 innings allowing no runs on three hits with a walk and four strikeouts ... In eight appearances (seven starts, one relief) at Tony Gwynn Stadium went 4-1 with a 1.07 earned run averaged ... Ranks second on the squad and fifth in the Mountain West with 69 strikeouts ... Has not committed an error this season.

SEYLER's SDSU CAREER STATS

Year	G-GS-CG	IP	H	R	ER	BB	SO	W	L	SV	ERA
2013	1-0-0	0.0	2	2	1	0	0	0	0	0	—
2014	15-14-1	89.0	91	41	39	29	75	8	5	0	3.94
Totals	16-14-1	89.0	93	43	40	29	75	8	5	0	4.04

2014 AZTEC PLAYER NOTES



DANNY SHEEHAN, INF-OF

5-11, 175, Sophomore, R-R
Covina, Calif.
South Hills HS

Has seen action at shortstop, third base, left field and as a pinch hitter ... Three of his seven starts have been at first base, two in the outfield (one left, one right) and two at designated hitter ... Made his first start of the year at first base on Sunday (April 13) at Nevada and responded by going 2-for-4 with a double and two RBI ... The two hits and two RBI in that contest were a season best ... Most recently was pressed into service at shortstop when Evan Potter was hit by pitch in the second inning of the contest vs. UNLV on May 10 and had to leave the game ... Went 1-for-3 in the contest with an RBI and run scored ... Had an RBI at Long Beach State (May 6) that tied the game and recorded his only stolen base of the season in that contest ... Finished the season by driving in a run in each of the final three contests in which he appeared.

SHEEHAN'S SDSU CAREER STATS

Year	G-GS	AB	R	H	2B	3B	HR	RBI	BB	SO	SB-A	AVG
2013	35-27	110	17	24	1	0	0	8	12	14	3-3	.218
2014	19-7	30	2	5	2	0	0	6	2	6	1-1	.167
Totals	54-34	140	19	29	3	0	0	14	14	20	4-4	.207



BRANDON THOMAS, LHP

5-11, 205, Junior, L-L
Palmdale, Calif.
Knight HS

Has been used as a relief specialist to face left-handed batters this season ... Of his 19 appearances, only two have been as long as one inning ... Longest outing was two innings vs. Nevada on April 8 when he gave up no runs and no hits with a walk ... Has been charged with a run in four of his 19 outings ... Has struck out one batter on five occasions for a total of five on the season ... Last appearance came vs. UNLV on May 9 when he struck out the only batter he faced.

THOMAS' SDSU CAREER STATS

Year	G-GS-CG	IP	H	R	ER	BB	SO	W	L	SV	ERA
2012	5-1-0	5.2	6	5	5	9	3	0	1	0	7.94
2013	2-0-0	4.2	5	6	6	6	4	0	0	0	11.57
2014	19-0-0	9.0	11	5	5	5	5	0	0	0	5.00
Totals	26-1-0	19.1	22	16	16	20	12	0	1	0	7.45



CODY SOS, C

6-2, 215, Junior, R-R
El Cajon, Calif.
Southwestern JC / Grossmont HS

Has appeared in only six contests in 2014 including two starts at designated hitter ... Recorded a run batted in and scored once in his SDSU debut against Loyola Marymount on Feb. 18 ... Has his lone hit of the season

in the contest vs. Purdue on May 16 and also scored a run in that game ... Has made two appearances behind the plate as a defensive replacement at catcher.

SOS' SDSU CAREER STATS

Year	G-GS	AB	R	H	2B	3B	HR	RBI	BB	SO	SB-A	AVG
2014	6-2	8	2	1	0	0	0	1	1	3	0-0	.125



CODY THOMPSON, RHP

6-1, 185, Freshman RS, R-R
Northridge, Calif.
Bishop Alemany HS

Among his 15 appearances this season are four starts including three on Tuesdays and one on a Saturday ... First start came in the middle game of the series at Nevada on April 12 ... Started each of the next three Tuesday contests following that outing ... Longest appearance was 5.2 innings of relief against Air Force on April 5 when he allowed no runs on four hits with a walk and four strikeouts while recording a win ... Longest start was 5.1 innings vs. UC Riverside on April 15 (no runs, two hits, three walks, four strikeouts) ... His four strikeouts in that game were a season high matching the total he had in the contest vs. Air Force ... Compiled a record of 4-1 with a 1.07 earned run average in games at Tony Gwynn Stadium this season (seven appearances, two starts) ... Notched his first career save as an Aztec in the win over Fresno State on May 17 tossing the final 3.2 innings allowing no hits and just two base runners (walk, error) ... Opponents are hitting just .224 against him.

THOMPSON'S SDSU CAREER STATS

Year	G-GS-CG	IP	H	R	ER	BB	SO	W	L	SV	ERA
2013	2-1-0	3.1	9	8	8	4	2	0	1	0	21.60
2014	16-4-0	41.2	32	16	14	17	26	5	3	1	3.02
Totals	18-5-0	45.0	41	24	22	21	28	5	4	1	4.40

2014 AZTEC PLAYER NOTES



SPENCER THORNTON, OF

6-1, 195, Sophomore, L-L
Alta Loma, Calif.
Los Osos HS

Of his 35 starts, 26 have come in right field with nine as the designated hitter ... Last nine starts have been at the DH spot ... Was named the Mountain West Player of the Week for games played March 3-9 ... Over four contests that week he hit .533 (8-for-15) with a double, triple, home run, eight RBI and seven runs scored ... Went 5-for-10 and drew three walks during the series at New Mexico May 2-4 ... One of two Aztecs (along with Brad Haynal) to have as many as five RBI in a game, a feat he accomplished vs. Purdue on March 16 ... The five RBI were a career high ... Hit his first career home run in that contest ... Has matched his career best of three hits in a game on three occasions this season: vs. Purdue March 15 and 16, at New Mexico May 2 ... Drew six walks in the first two contests of the Fresno State series at home March 28-29 ... Has gone 2-for-6 as a pinch hitter ... Season best nine-game hitting streak from March 2-21 ... Over that span went 15-for-32 (.469) with two doubles, nine RBI and 11 runs scored ... Had a streak of seven games in which he scored at least one run from March 15-23 ... Finished with a 2.75 batting average in conference play.

THORNTON'S SDSU CAREER STATS

Year	G-GS	AB	R	H	2B	3B	HR	RBI	BB	SO	SB-A	AVG
2012	53-43	155	26	46	4	3	0	27	23	28	4-6	.297
2013												
2014	46-35	136	22	33	3	1	1	17	18	23	3-4	.243
Totals	99-78	291	48	79	7	4	1	44	41	51	7-10	.271



SEBY ZAVALA, OF

6-0, 185, Sophomore, R-R
West Covina, Calif.
Bishop Amat HS

Has appeared in every game this season and has started all but one ... Of his 54 starts, 53 have come in left field with one as the designated hitter ... Started the year with an eight-game hitting streak during which he batted .314 with three doubles, three RBI and six runs scored ... Reached base safely (via hit, walk or hit by pitch) in each of the first 17 contests of the season ... Matched his eight-game hitting streak from April 19 to May 3, going 11-for-32 (.344) with two doubles, a triple, three RBI and six runs scored ... Finished the regular season by hitting safely in all three games at Fresno State (May 15-17) going 4-for-11 with two doubles, an RBI and four runs scored ... Hit his first career home run vs. Air Force on April 4 at Tony Gwynn Stadium ... Followed that up with his second homer three games later vs. UC Riverside at home on April 8 ... Has connected for a pair of triples this season after hitting one during his freshman campaign ... Earned Mountain West

Baseball Player of the Week honors for games from March 24-30 (vs. Santa Clara and Fresno State) ... Over those five games he hit for an average of .412 with seven hits including a double, three runs scored and two RBI ... Has recorded 16 multiple-hit games and six multiple-RBI contests ... Season-high three hits vs. Nevada on March 7 ... Had his season-best RBI total with three against Air Force on April 4.

ZAVALA'S SDSU CAREER STATS

Year	G-GS	AB	R	H	2B	3B	HR	RBI	BB	SO	SB-A	AVG
2012	43-33	123	16	34	9	1	0	14	18	31	4-5	.276
2013												
2014	55-54	201	35	61	12	2	2	31	24	36	1-4	.303
Totals	98-87	324	51	95	21	3	2	45	42	67	5-9	.293



TIM ZIER, INF

5-10, 195, Senior, R-R
Escondido, Calif.
Escondido HS

Was named to the all-Mountain West pre-season all-conference team ... One of four players to have started every game this season ... Ranks second on the squad with 20 multiple-hit contests and is third with seven multiple-RBI efforts ... Had a 10-game hitting streak, second-longest on the team this season, from April 15 to May 2 ... Over that span hit .395 (15-for-38) with three doubles, six RBI and four runs scored ... Has recorded three four-hit contests this season including games vs. Loyola Marymount Feb. 18, at UC Riverside Feb. 25 and vs. San Jose State April 27 ... Had three doubles in the game at San Jose State (April 27) ... Hit his lone home run of the season (and second of his career) at Cal State Northridge on March 1 ... Has established the San Diego State career records for hits (292), games played (229) and at bats (900) ... Is also among the SDSU top 20 in runs (144 - 17th), total bases (350 - 6th), doubles (46 - 7th), hit by pitch (32 - 3rd), sacrifice bunts (21 - 8th) and RBI (124 - 20th) ... Had a season-high three RBI on two occasions: at San Jose State Feb. 16, at Cal State Northridge March 11 and vs. San Jose State April 27 ... Tied his career best with three runs scored vs. West Virginia on Feb. 23 ... Second on the squad with 12 stolen bases ... His four sacrifice flies also rank second on the team ... Finished the regular season by hitting safely in seven of the final eight contests with three doubles, three RBI and three runs.

ZIER'S SDSU CAREER STATS

Year	G-GS	AB	R	H	2B	3B	HR	RBI	BB	SO	SB-A	AVG
2011	56-54	222	31	68	7	0	0	21	19	38	7-8	.306
2012	56-54	211	31	67	11	1	0	32	21	32	10-4	.318
2013	62-62	252	43	86	14	2	1	41	17	34	18-20	.341
2014	55-55	215	39	71	14	0	1	30	20	21	12-18	.330
Totals	229-225	900	144	292	46	3	2	124	77	125	47-60	.324

2013 San Diego State Baseball
Overall Statistics for San Diego State (as of May 17, 2014)
(All games Sorted by Batting avg)

Record: 37-18 Home: 24-5 Away: 13-13 Conference: 17-13

Player	avg	gp-gs	ab	r	h	2b	3b	hr	rbi	tb	slg%	bb	hp	so	gdp	ob%	sf	sh	sb-att	po	a	e	fld%
25 FRANCE, Ty	.364	55-55	198	48	72	18	0	5	40	105	.530	28	12	24	4	.467	2	0	2-3	41	88	9	.935
12 ZIER, Tim	.330	55-55	215	39	71	14	0	1	30	88	.409	20	6	21	6	.396	4	4	12-18	84	148	10	.959
36 ZAVALA, Seby	.303	55-54	201	35	61	12	2	2	31	83	.413	24	9	36	4	.397	3	2	1-4	100	4	4	.963
9 ALLEN, Greg	.303	55-55	218	45	66	7	4	0	19	81	.372	29	5	29	3	.395	1	5	25-30	150	4	2	.987
18 ADKISON, Tyler	.290	50-44	155	24	45	9	2	1	21	61	.394	13	3	22	1	.351	3	3	7-11	57	0	0	1.000
6 PALLARES, Steven	.277	30-25	83	17	23	4	1	1	8	32	.386	18	1	13	3	.412	0	4	10-11	127	10	4	.972
23 HAYNAL, Brad	.277	52-52	195	27	54	10	2	12	46	104	.533	9	6	32	1	.319	6	2	1-5	322	64	3	.992
16 MUNO, Ryan	.276	30-30	105	16	29	7	0	0	13	36	.343	8	2	18	1	.336	1	1	1-1	179	9	1	.995
26 REIBENSPIES, Tanner	.250	6-1	8	2	2	0	0	0	1	2	.250	0	1	0	0	.333	0	0	0-0	3	0	0	1.000
10 THORNTON, Spencer	.243	46-35	136	22	33	3	1	1	17	41	.301	18	1	23	2	.333	1	2	3-4	46	0	2	.958
28 BROWN, Andrew	.233	25-16	60	8	14	2	0	1	13	19	.317	8	1	14	1	.329	1	1	2-4	142	12	2	.987
14 POTTER, Evan	.218	55-55	174	17	38	7	0	0	13	45	.259	9	10	32	3	.294	1	4	5-6	106	157	12	.956
13 SAYLOR, CJ	.212	14-8	33	4	7	1	2	0	8	12	.364	5	0	12	0	.308	1	0	0-0	36	2	2	.950
8 SHEEHAN, Danny	.167	19-7	30	2	5	2	0	0	6	7	.233	2	1	6	1	.235	1	2	1-1	23	11	1	.971
3 SOS, Cody	.125	6-2	8	2	1	0	0	0	1	1	.125	1	1	3	0	.273	1	0	0-0	5	0	0	1.000
1 ALVAREZ, Ryan	.000	7-1	11	1	0	0	0	0	1	0	.000	0	1	1	1	.083	0	1	0-0	4	2	0	1.000
Totals	.285	55	1830	309	521	96	14	24	268	717	.392	192	60	286	31	.367	26	31	70-98	1452	577	59	.972
Opponents	.267	55	1839	238	491	79	14	20	212	658	.358	185	43	375	39	.345	15	41	22-48	1425	615	73	.965

LOB - Team (406), Opp (433). DPs turned - Team (45), Opp (46). CI - Team (0), Opp (1). IBB - Team (9), FRANCE 6, ADKISON 1, MUNO 1, PALLARES 1, Opp (4). Picked off - ALLEN 3, ADKISON 2, THORNTON 2, MUNO 1, FRANCE 1, PALLARES 1, ZIER 1, SAYLOR 1.

(All games Sorted by Earned run avg)

Player	era	w-l	app	gs	cg	sho	sv	ip	h	r	er	bb	so	2b	3b	hr	b/avg	wp	hp	bk	sfa	sha
13 SAYLOR, CJ	0.00	0-0	2	0	0	0/0	0	0.2	2	0	0	0	1	0	0	0	.500	0	0	0	0	0
35 CEDEROTH, Michael	2.08	5-1	29	1	0	0/2	19	47.2	30	16	11	27	53	8	0	1	.188	10	1	0	1	6
5 DERBY, Bubba	2.76	7-3	14	13	0	0/0	1	91.1	80	32	28	32	90	12	1	6	.235	16	6	0	1	5
39 THOMPSON, Cody	3.02	5-3	16	4	0	0/1	1	41.2	32	16	14	17	26	7	0	1	.208	6	3	0	0	2
31 KENDZORA, TJ	3.26	4-1	16	6	0	0/1	0	47.0	59	21	17	12	25	14	1	3	.304	3	5	1	2	2
6 PALLARES, Steven	3.55	0-0	12	0	0	0/0	0	12.2	12	8	5	8	9	3	2	0	.267	4	3	0	1	2
17 SEYLER, Mark	3.94	8-5	15	14	1	0/2	0	89.0	91	41	39	29	75	10	1	1	.272	5	6	0	1	7
27 MEZA, Orlando	4.50	1-0	11	0	0	0/0	0	10.0	17	10	5	8	5	0	0	0	.425	4	3	0	2	2
2 ROBARDS, Mike	4.73	6-4	15	13	0	0/0	0	78.0	93	45	41	28	52	10	4	7	.300	4	7	1	1	9
41 THOMAS, Brandon	5.00	0-0	19	0	0	0/0	0	9.0	11	5	5	5	5	2	1	1	.324	4	5	0	2	2
29 REYES, Marcus	5.54	0-0	10	1	0	0/0	0	13.0	13	9	8	4	8	3	1	0	.265	0	0	0	0	2
24 CROSS, Aaron	5.62	0-0	5	1	0	0/0	0	8.0	6	5	5	5	4	0	0	0	.231	1	1	0	1	1
33 SEEBURGER, Brett	6.38	1-0	12	2	0	0/0	0	24.0	32	18	17	5	15	6	3	0	.317	3	1	0	0	1
15 HEPNER, Justin	7.20	0-1	10	0	0	0/0	0	10.0	10	10	8	4	6	3	0	0	.263	7	1	0	3	0
20 OAKLEY, Zack	9.00	0-0	2	0	0	0/0	0	2.0	3	2	2	1	1	1	0	0	.333	0	1	0	0	0
Totals	3.81	37-18	55	55	1	3/3	21	484.0	491	238	205	185	375	79	14	20	.267	67	43	2	15	41
Opponents	5.02	18-37	55	55	3	3/2	8	475.0	521	309	265	192	286	96	14	24	.285	36	60	5	26	31

PB - Team (9), HAYNAL 8, SAYLOR 1, Opp (10). Pickoffs - Team (9), SEEBURGER 2, ROBARDS 2, HAYNAL 2, DERBY 2, SEYLER 1, Opp (12). SBA/ATT - HAYNAL (21-45), SEYLER (7-12), CEDEROTH (5-8), ROBARDS (3-6), DERBY (1-6), KENDZORA (3-5), THOMPSON (2-4), MEZA (0-3), SAYLOR (1-2), PALLARES (0-1), REYES (0-1), HEPNER (0-1), SEEBURGER (1-1).

2013 San Diego State Baseball
Conference statistics for San Diego State (as of May 17, 2014)
(Conference games only Sorted by Batting avg)

Record: 17-13 Home: 11-4 Away: 6-9 Conference: 17-13

Player	avg	gp-gs	ab	r	h	2b	3b	hr	rbi	tb	slg%	bb	hp	so	gdp	ob%	sf	sh	sb-att	po	a	e	fld%
25 FRANCE, Ty	.333	30-30	111	28	37	10	0	2	17	53	.477	16	4	12	2	.432	1	0	1-1	24	50	4	.949
8 SHEEHAN, Danny	.333	7-1	9	1	3	1	0	0	4	4	.444	0	0	0	0	.300	1	0	0-0	6	8	1	.933
36 ZAVALA, Seby	.315	30-30	108	20	34	9	0	1	16	46	.426	15	7	18	2	.427	1	2	0-3	52	1	1	.981
18 ADKISON, Tyler	.301	28-26	93	10	28	6	2	0	12	38	.409	5	2	15	1	.340	3	1	3-5	35	0	0	1.000
12 ZIER, Tim	.290	30-30	124	16	36	7	0	0	12	43	.347	8	3	12	2	.346	1	3	3-7	41	89	5	.963
6 PALLARES, Steven	.286	20-18	56	12	16	2	1	1	6	23	.411	14	1	6	2	.437	0	2	7-8	74	6	3	.964
9 ALLEN, Greg	.281	30-30	121	16	34	2	2	0	8	40	.331	12	3	14	2	.360	0	3	12-15	76	3	1	.988
10 THORNTON, Spencer	.275	25-17	69	10	19	2	0	0	6	21	.304	8	1	10	0	.359	0	1	1-2	21	0	0	1.000
23 HAYNAL, Brad	.259	30-30	112	17	29	5	1	9	33	63	.563	6	3	20	1	.302	5	1	1-2	190	42	0	1.000
16 MUNO, Ryan	.230	17-17	61	9	14	3	0	0	9	17	.279	4	1	11	1	.288	0	0	0-0	110	8	1	.992
14 POTTER, Evan	.189	30-30	90	7	17	0	0	0	4	17	.189	4	7	15	2	.277	0	3	4-5	65	76	4	.972
28 BROWN, Andrew	.138	12-8	29	1	4	1	0	0	6	5	.172	4	0	8	0	.242	0	0	1-1	76	5	1	.988
13 SAYLOR, CJ	.000	5-2	8	0	0	0	0	0	0	0	.000	3	0	5	0	.273	0	0	0-0	0	0	0	.000
26 REIBENSPIES, Tanner	.000	2-1	5	0	0	0	0	0	0	0	.000	0	0	0	0	.000	0	0	0-0	3	0	0	1.000
1 ALVAREZ, Ryan	.000	2-0	2	0	0	0	0	0	0	0	.000	0	0	0	1	.000	0	0	0-0	0	0	0	.000
Totals	.272	30	998	147	271	48	6	13	133	370	.371	99	32	146	16	.352	12	16	33-49	789	323	26	.977
Opponents	.267	30	987	141	264	39	9	14	128	363	.368	106	27	205	26	.353	6	23	15-30	785	331	39	.966

LOB - Team (226), Opp (219). DPs turned - Team (29), Opp (22). CI - Team (0), Opp (1). IBB - Team (3), FRANCE 2, PALLARES 1, Opp (2). Picked off - THORNTON 2, ALLEN 2, ADKISON 1, PALLARES 1.

(Conference games only Sorted by Earned run avg)

Player	era	w-l	app	gs	cg	sho	sv	ip	h	r	er	bb	so	2b	3b	hr	b/avg	wp	hp	bk	sfa	sha
13 SAYLOR, CJ	0.00	0-0	1	0	0	0/0	0	0.1	0	0	0	0	1	0	0	0	.000	0	0	0	0	0
31 KENDZORA, TJ	1.12	0-0	6	0	0	0/0	0	8.0	12	1	1	2	4	3	1	1	.353	1	1	0	1	1
15 HEPNER, Justin	1.80	0-1	4	0	0	0/0	0	5.0	2	3	1	3	2	1	0	0	.118	0	0	0	0	0
35 CEDEROTH, Michael	2.08	2-1	14	1	0	0/2	8	26.0	18	10	6	15	26	6	0	0	.198	6	1	0	0	1
5 DERBY, Bubba	3.13	5-2	10	9	0	0/0	1	63.1	56	24	22	24	63	7	1	6	.238	14	5	0	1	4
41 THOMAS, Brandon	3.18	0-0	10	0	0	0/0	0	5.2	5	2	2	5	3	0	1	0	.263	2	5	0	1	1
29 REYES, Marcus	3.18	0-0	4	0	0	0/0	0	5.2	3	3	2	1	2	1	0	0	.158	0	0	0	0	1
33 SEEBURGER, Brett	4.86	1-0	7	0	0	0/0	0	16.2	17	9	9	3	11	3	2	0	.270	1	1	0	0	1
27 MEZA, Orlando	5.06	1-0	6	0	0	0/0	0	5.1	4	5	3	2	1	0	0	0	.250	3	1	0	1	1
17 SEYLER, Mark	5.43	4-4	10	10	0	0/2	0	56.1	64	34	34	19	47	8	1	1	.294	3	4	0	0	4
6 PALLARES, Steven	5.68	0-0	5	0	0	0/0	0	6.1	8	4	4	4	4	2	1	0	.364	3	2	0	1	2
2 ROBARDS, Mike	5.69	3-3	10	9	0	0/0	0	49.0	62	35	31	20	32	5	2	6	.316	2	6	1	0	7
39 THOMPSON, Cody	6.23	1-2	6	1	0	0/0	1	13.0	12	9	9	6	9	3	0	0	.240	1	0	0	0	0
24 CROSS, Aaron	7.71	0-0	2	0	0	0/0	0	2.1	1	2	2	2	0	0	0	0	.167	1	1	0	1	0
Totals	4.31	17-13	30	30	0	2/2	10	263.0	264	141	126	106	205	39	9	14	.267	37	27	1	6	23
Opponents	4.44	13-17	30	30	2	1/1	6	261.2	271	147	129	99	146	48	6	13	.272	16	32	3	12	16

PB - Team (4), HAYNAL 4, Opp (4). Pickoffs - Team (5), HAYNAL 2, ROBARDS 1, SEYLER 1, SEEBURGER 1, Opp (6). SBA/ATT - HAYNAL (15-29), SEYLER (6-9), ROBARDS (3-6), DERBY (1-5), CEDEROTH (3-5), MEZA (0-2), THOMPSON (1-1), HEPNER (0-1), SEEBURGER (1-1).

**2013 San Diego State Baseball
Game Results for San Diego State (as of May 17, 2014)
(All games)**

Date	Opponent	Score	Inns	Overall	Conference	Pitcher of record	Attend	Time
* Feb 14, 2014	at San Jose State	L 4-6	9	0-1-0	0-1-0	CEDEROTH (L 0-1)	621	2:54
* Feb 15, 2014	at San Jose State	w 5-3	9	1-1-0	1-1-0	ROBARDS (W 1-0)	520	2:47
* Feb 16, 2014	at San Jose State	w 13-8	9	2-1-0	2-1-0	SEEBURGER (W 1-0)	534	2:47
Feb 18, 2014	LOYOLA MARYMOUNT	w 9-2	9	3-1-0	2-1-0	SEYLER (W 1-0)	621	2:45
Feb 21, 2014	WEST VIRGINIA	L 2-6	9	3-2-0	2-1-0	ROBARDS (L 1-1)	651	2:44
Feb 22, 2014	WEST VIRGINIA	w 2-1	(10)	4-2-0	2-1-0	CEDEROTH (W 1-1)	686	2:53
Feb 23, 2014	WEST VIRGINIA	w 7-3	9	5-2-0	2-1-0	SEYLER (W 2-0)	619	2:46
Feb 25, 2014	at UC Riverside	w 8-7	9	6-2-0	2-1-0	THOMPSON (W 1-0)	431	3:27
Mar 01, 2014	at Saint Mary's College	w 7-4	9	7-2-0	2-1-0	ROBARDS (W 2-1)	141	2:57
Mar 02, 2014	at Saint Mary's College-1	w 16-6	9	8-2-0	2-1-0	DERBY (W)	125	4:46
Mar 02, 2014	at Saint Mary's College-2	L 0-2	7	8-3-0	2-1-0	SEYLER (L)	125	1:45
Mar 04, 2014	#24 SAN DIEGO	w 8-5	9	9-3-0	2-1-0	KENDZORA (W 1-0)	626	3:32
* Mar 07, 2014	NEVADA	L 3-4	9	9-4-0	2-2-0	ROBARDS (L 2-2)	543	2:53
* Mar 08, 2014	NEVADA	w 10-4	9	10-4-0	3-2-0	DERBY (W 2-0)	959	3:30
* Mar 09, 2014	NEVADA	w 3-0	9	11-4-0	4-2-0	SEYLER (W 3-1)	625	2:19
Mar 11, 2014	at Cal State Northridge	w 12-0	9	12-4-0	4-2-0	KENDZORA (W 2-0)	309	2:35
Mar 14, 2014	PURDUE	w 8-7	9	13-4-0	4-2-0	THOMPSON (W 2-0)	713	2:40
Mar 15, 2014	PURDUE	w 11-2	9	14-4-0	4-2-0	DERBY (W 3-0)	521	2:28
Mar 16, 2014	PURDUE	w 18-3	9	15-4-0	4-2-0	SEYLER (W 4-1)	707	2:46
Mar 17, 2014	PURDUE	w 6-5	(10)	16-4-0	4-2-0	CEDEROTH (W 2-1)	496	3:05
* Mar 21, 2014	at UNLV	L 4-5	9	16-5-0	4-3-0	ROBARDS (L 2-3)	1243	2:25
* Mar 22, 2014	at UNLV	w 5-2	9	17-5-0	5-3-0	DERBY (W 4-0)	943	2:55
* Mar 23, 2014	at UNLV	L 1-9	9	17-6-0	5-4-0	SEYLER (L 4-2)	847	2:06
Mar 25, 2014	SANTA CLARA	w 12-4	9	18-6-0	5-4-0	KENDZORA (W 3-0)	374	3:07
Mar 26, 2014	SANTA CLARA	w 4-3	9	19-6-0	5-4-0	THOMPSON (W 3-0)	360	2:22
* Mar 28, 2014	FRESNO STATE	w 2-1	9	20-6-0	6-4-0	MEZA (W 1-0)	551	2:42
* Mar 29, 2014	FRESNO STATE	L 4-6	9	20-7-0	6-5-0	THOMPSON (L 3-1)	589	3:04
* Mar 30, 2014	FRESNO STATE	w 1-0	9	21-7-0	7-5-0	SEYLER (W 5-2)	848	2:03
Apr 01, 2014	at San Diego	L 1-7	9	21-8-0	7-5-0	KENDZORA (L 3-1)	1068	2:35
* Apr 04, 2014	AIR FORCE	w 5-1	9	22-8-0	8-5-0	DERBY (W 5-0)	406	2:19
* Apr 05, 2014	AIR FORCE	w 9-3	9	23-8-0	9-5-0	THOMPSON (W 4-1)	363	2:21
* Apr 06, 2014	AIR FORCE	w 4-3	9	24-8-0	10-5-0	CEDEROTH (W 3-1)	561	2:18
Apr 08, 2014	UC RIVERSIDE	w 4-3	9	25-8-0	10-5-0	ROBARDS (W 3-3)	354	2:52
* Apr 11, 2014	at Nevada	L 2-4	9	25-9-0	10-6-0	DERBY (L 5-1)	402	2:21
* Apr 12, 2014	at Nevada	L 0-8	9	25-10-0	10-7-0	THOMPSON (L 4-2)	476	2:40
* Apr 13, 2014	at Nevada	L 4-11	9	25-11-0	10-8-0	SEYLER (L 5-3)	493	2:42
Apr 15, 2014	UC RIVERSIDE	w 6-5	9	26-11-0	10-8-0	THOMPSON (W 5-2)	492	3:04
Apr 17, 2014	at #21 UC Irvine	w 3-1	9	27-11-0	10-8-0	ROBARDS (W 4-3)	582	3:01
Apr 18, 2014	at #21 UC Irvine	L 0-3	9	27-12-0	10-8-0	DERBY (L 5-2)	701	2:24
Apr 19, 2014	at #21 UC Irvine	w 4-3	9	28-12-0	10-8-0	SEYLER (W 6-3)	588	2:44
Apr 22, 2014	CAL STATE NORTHRIDGE	w 7-5	9	29-12-0	10-8-0	KENDZORA (W 4-1)	424	2:47
* Apr 25, 2014	SAN JOSE STATE	w 3-2	(11)	30-12-0	11-8-0	CEDEROTH (W 4-1)	669	3:01
* Apr 26, 2014	SAN JOSE STATE	L 5-9	9	30-13-0	11-9-0	HEPNER (L 0-1)	532	3:07
* Apr 27, 2014	SAN JOSE STATE	w 14-3	9	31-13-0	12-9-0	SEYLER (W 7-3)	660	2:44
Apr 29, 2014	at Loyola Marymount	L 1-7	9	31-14-0	12-9-0	THOMPSON (L 5-3)	247	2:41
* May 02, 2014	at New Mexico	w 6-5	9	32-14-0	13-9-0	DERBY (W 6-2)	944	2:45
* May 03, 2014	at New Mexico	L 1-6	9	32-15-0	13-10-0	ROBARDS (L 4-4)	881	2:27
* May 04, 2014	at New Mexico	L 5-13	9	32-16-0	13-11-0	SEYLER (L 7-4)	807	3:19
May 06, 2014	at Long Beach State	w 6-3	9	33-16-0	13-11-0	CEDEROTH (W 5-1)	822	3:50
* May 09, 2014	UNLV	L 1-6	9	33-17-0	13-12-0	DERBY (L 6-3)	717	2:38
* May 10, 2014	UNLV	w 7-3	9	34-17-0	14-12-0	SEYLER (W 8-4)	671	2:33
* May 11, 2014	UNLV	w 3-2	9	35-17-0	15-12-0	ROBARDS (W 5-4)	642	2:29
* May 15, 2014	at Fresno State	w 9-2	9	36-17-0	16-12-0	DERBY (W 7-3)	1217	3:02
* May 16, 2014	at Fresno State	L 3-4	9	36-18-0	16-13-0	SEYLER (L 8-5)	1519	2:26
* May 17, 2014	at Fresno State	w 11-8	9	37-18-0	17-13-0	ROBARDS (W 6-4)	1283	3:25

() extra inning game

Record: 37-18 Home: 24-5 Away: 13-13 Conference: 17-13

[illegible]

(All games Sorted by Earned run avg)

[illegible]

2013 San Diego State Baseball
Miscellaneous Stats for San Diego State (as of May 17, 2014)
(All games)

Multiple Hit Games	2	3	4	5+	Total
25 FRANCE, Ty	17	5	1	-	23
12 ZIER, Tim	14	3	3	-	20
9 ALLEN, Greg	15	4	-	-	19
36 ZAVALA, Seby	14	2	-	-	16
23 HAYNAL, Brad	9	6	-	-	15
18 ADKISON, Tyler	11	1	-	-	12
16 MUNO, Ryan	9	1	-	-	10
10 THORNTON, Spence	5	3	-	-	8
6 PALLARES, Steven	7	-	-	-	7
14 POTTER, Evan	3	-	1	-	4
28 BROWN, Andrew	-	3	-	-	3
13 SAYLOR, CJ	1	1	-	-	2
8 SHEEHAN, Danny	1	-	-	-	1
TEAM	106	29	5	0	140

Multiple RBI Games	2	3	4	5+	Total
23 HAYNAL, Brad	8	2	-	2	12
25 FRANCE, Ty	7	4	-	-	11
12 ZIER, Tim	4	3	-	-	7
9 ALLEN, Greg	6	-	-	-	6
36 ZAVALA, Seby	5	1	-	-	6
10 THORNTON, Spence	1	1	-	1	3
16 MUNO, Ryan	2	1	-	-	3
28 BROWN, Andrew	-	1	1	-	2
13 SAYLOR, CJ	-	2	-	-	2
14 POTTER, Evan	2	-	-	-	2
8 SHEEHAN, Danny	1	-	-	-	1
6 PALLARES, Steven	1	-	-	-	1
18 ADKISON, Tyler	1	-	-	-	1
TEAM	38	15	1	3	57

Hitting Streaks	Longest	Current
9 ALLEN, Greg	11	-
12 ZIER, Tim	10	1
10 THORNTON, Spence	9	-
25 FRANCE, Ty	8	1
36 ZAVALA, Seby	8	3
18 ADKISON, Tyler	7	3
23 HAYNAL, Brad	6	1
16 MUNO, Ryan	5	1
14 POTTER, Evan	5	2
6 PALLARES, Steven	5	1
28 BROWN, Andrew	3	-
26 REIBENSPIES, Tann	2	-
13 SAYLOR, CJ	2	-
8 SHEEHAN, Danny	1	-
3 SOS, Cody	1	-

Reached Base Streaks	Longest	Current
25 FRANCE, Ty	26	1
36 ZAVALA, Seby	17	3
10 THORNTON, Spence	15	1
6 PALLARES, Steven	14	8
9 ALLEN, Greg	13	-
16 MUNO, Ryan	11	1
14 POTTER, Evan	10	5
12 ZIER, Tim	10	1
23 HAYNAL, Brad	8	5
18 ADKISON, Tyler	7	3
28 BROWN, Andrew	4	-
13 SAYLOR, CJ	4	-
8 SHEEHAN, Danny	3	-
26 REIBENSPIES, Tann	2	-
3 SOS, Cody	1	-
1 ALVAREZ, Ryan	1	-

2013 San Diego State Baseball
Games Summary for San Diego State (as of May 17, 2014)
(All games)

Score by innings	1	2	3	4	5	6	7	8	9	EX	Total
San Diego State	34	32	41	33	30	50	36	38	11	4	309
Opponents	14	32	28	32	32	28	28	23	20	1	238

Record when ...

Overall	37-18	After 6 leading	29-1
Conference	17-13 trailing	6-15
Non-Conference	20-5 tied	2-2
Home games	24-5	After 7 leading	31-0
Away games	13-13 trailing	3-16
Neutral site	0-0 tied	3-1
Day games	18-6	After 8 leading	32-0
Night games	19-12 trailing	1-16
vs Left starter	9-7 tied	4-1
vs Right starter	28-11		
1-Run games	14-3	Hit 0 home runs	18-16
2-Run games	3-4	... 1 home run	16-2
5+Run games	11-8	... 2+ home runs	3-0
Extra innings	3-0		
Shutouts	3-3	Opponent 0 home runs	31-8
	 1 home run	4-9
Scoring 0-2 runs	3-10 2+ HRs	2-1
..... 3-5 runs	11-8		
..... 6-9 runs	14-0	Made 0 errors	17-6
..... 10+ runs	9-0 1 error	10-3
	 2+ errors	10-9
Opponent 0-2 runs	13-1		
..... 3-5 runs	19-5	Opp. made 0 errors	7-7
..... 6-9 runs	5-10 1 error	15-9
..... 10+ runs	0-2 2+ errors	15-2
Scored in 1st inning	17-3	Out-hit opponent	26-2
Opp. scored in 1st	2-4	Out-hit by opponent	8-15
Scores first	28-5	Hits are tied	3-1
Opp. scores first	9-13		

Record when team scores:

Runs	0	1	2	3	4	5	6	7	8	9	10+
W-L	0-3	1-5	2-2	4-2	4-4	3-2	4-0	4-0	3-0	3-0	9-0

Record when opponent scores:

Runs	0	1	2	3	4	5	6	7	8	9	10+
W-L	3-0	4-0	6-1	11-1	3-3	5-1	1-5	2-2	2-1	0-2	0-2

Record when leading after:

Inn.	1	2	3	4	5	6	7	8
W-L	17-3	20-3	24-3	24-4	26-1	29-1	31-0	32-0

Record when trailing after:

Inn.	1	2	3	4	5	6	7	8
W-L	2-4	9-8	8-14	7-13	9-14	6-15	3-16	1-16

Record when tied after:

Inn.	1	2	3	4	5	6	7	8
W-L	18-11	8-7	5-1	6-1	2-3	2-2	3-1	4-1

Current winning streak: 1
Longest winning streak: 7
Longest losing streak: 3

Home attendance : 16980 (29 dates avg = 585)
Away attendance : 17869 (26 dates avg = 687)
Total attendance: 34849 (55 dates avg = 633)