

# AZTEC HISTORY



INSIDE: Coaching/Postseason History • Year-By-Year Results • Honors • 1,000-Point Scorers

**AZTECS**<sup>™</sup>  
BASKETBALL



**Kathleen Wallace**



**Richie Spears**



**Earnest Riggins**



**Beth Burns**



**Barb Smith**



**Jim Tomey**



**Beth Burns**



**Stacie Terry**

#### Western Collegiate Athletic Association

Year	Overall W-L	Conf. W-L	Place	Coach	MVP	Postseason
1976-77	4-16	1-7	4th	Kathleen Wallace	N/A	N/A
1977-78	10-18	0-8	5th	Kathleen Wallace	Laura Dion	N/A
1978-79	13-16	0-8	5th	Richie Spears	Deb Hoistad	N/A
1979-80	23-10	6-6	4th	Richie Spears	Judy Porter	N/A
1980-81	25-11	6-6	4th	Richie Spears	Diena Pels	AIAW Regionals
1981-82	20-13	4-8	5th	Richie Spears	Judy Porter	N/A
1982-83*	10-18	3-11	6th	Spears/Steve Salvo*	Judy Porter	N/A
1983-84	24-6	9-5	3rd	Earnest Riggins	Tina Hutchinson	NCAA Second Round
1984-85	21-9	9-5	4th	Earnest Riggins	Penny Toler	NCAA Second Round

#### Big West Conference (Formerly the Pacific Coast Athletic Association)

Year	Overall W-L	Conf. W-L	Place	Coach	MVP	Postseason
1985-86	14-17	6-8	t-4th	Earnest Riggins	Shelda Arceneaux	N/A
1986-87	13-16	9-9	t-6th	Earnest Riggins	Jessica Haynes	N/A
1987-88	21-10	11-7	t-4th	Earnest Riggins	Chana Perry	N/A
1988-89	25-9	12-6	t-4th	Earnest Riggins	Chana Perry	WNIT Finals
1989-90	7-23	6-12	8th	Beth Burns	Julie Evans	N/A

#### Western Athletic Conference

Year	Overall W-L	Conf. W-L	Place	Coach	MVP	Postseason
1990-91	14-14	6-6	4th	Beth Burns	Kieishsha Games	N/A
1991-92	18-11	9-5	4th	Beth Burns	Michelle Miles	N/A
1992-93	19-9	9-5	t-2nd	Beth Burns	Falisha Wright	NCAA First Round
1993-94	26-5	13-1	1st	Beth Burns	Sorii Epps, Rachelle Johnson	NCAA Second Round
1994-95	24-6	14-0	1st	Beth Burns	Falisha Wright, Christina Murguia	NCAA First Round
1995-96	20-8	9-5	3rd	Beth Burns	Jodi Nowlin	N/A
1996-97	23-7	15-1	1st	Beth Burns	Jodi Nowlin-Tres, Sandy Wright	NCAA First Round
1997-98	10-15	4-10	7th	Barb Smith	Charley Murray	N/A
1998-99	7-19	4-10	7th	Barb Smith	Charley Murray	N/A

#### Mountain West Conference

Year	Overall W-L	Conf. W-L	Place	Coach	MVP	Postseason
1999-00	9-19	4-10	t-6th	Barb Smith	Team	N/A
2000-01	13-15	5-9	6th	Barb Smith	Team	N/A
2001-02	10-18	2-12	7th	Barb Smith	N/A	N/A
2002-03	9-18	3-11	7th	Jim Tomey	N/A	N/A
2003-04	8-20	3-11	7th	Jim Tomey	N/A	N/A
2004-05	8-20	2-12	t-7th	Jim Tomey	N/A	N/A
2005-06	3-24	0-16	9th	Beth Burns	Michelle Strawberry	N/A
2006-07	12-16	5-11	7th	Beth Burns	Quenese Davis	N/A
2007-08	18-13	7-9	t-5th	Beth Burns	Jené Morris	N/A
2008-09	24-8	13-3	t-1st	Beth Burns	Quenese Davis, Jené Morris	NCAA Second Round
2009-10	23-11	10-6	t-3rd	Beth Burns	Quenese Davis, Jené Morris	NCAA Sweet 16
2010-11	12-17	6-10	6th	Beth Burns	N/A	N/A
2011-12	25-7	12-2	1st	Beth Burns	N/A	NCAA First Round
2012-13	27-7	15-1	1st	Beth Burns	N/A	WNIT Second Round
2013-14	13-17	9-9	t-6th	Stacie Terry	N/A	N/A

#### COACHING RECORDS - ALL GAMES

	Gm.	W	L	Win Pct.	Pts. SDSU	Pts. Opp.	Avg. SDSU	Avg. Opp.
Kathleen Wallace (1976-78)	48	14	34	.292	3,011	3,501	62.7	72.9
Richie Spears (1979-83)	146	88	58	.603	9,383	8,502	64.7	58.6
Steve Salvo* (1983)	13	3	10	.231	887	1,073	68.2	82.5
Earnest Riggins (1984-89)	185	118	67	.638	14,061	12,694	69.1	63.1
Beth Burns (1990-97; 2005-13)	481	295	186	.613	31,523	28,912	65.5	60.1
Barb Smith (1997-2002)	135	49	86	.363	8,130	8,646	60.2	64.0
Jim Tomey (2002-05)	83	25	58	.301	4,610	5,156	55.5	62.1
Stacie Terry (2013-present)	30	13	17	.433	1,920	2,020	64.0	67.3
<b>Totals</b>	<b>1,121</b>	<b>605</b>	<b>516</b>	<b>.540</b>	<b>73,525</b>	<b>70,504</b>	<b>65.6</b>	<b>62.9</b>

\*Steve Salvo was appointed acting head coach on Jan. 21, 1983.

### ALL-TIME AZTEC ASSISTANT COACHES

Nicole Anderson .....	2003-04
Yvette Angel .....	1990-92
Adam Barrett .....	2013
Mike Callahan .....	1978-83
<b>Ciara Carl</b> .....	<b>2014-15</b>
Jorge Cerna .....	2011-12
Fred Chmiel .....	2009-10
<b>Jesse Clark</b> .....	<b>2014-15</b>
DeAnn Craft .....	1998
Eileen Feeney .....	1996-97
Dustin Finley .....	2005
Kathy Flannigan .....	1985-87
Susie Gardner .....	1993-96
<b>Nick Grant</b> .....	<b>2015</b>
Jennifer Gross .....	2003-04
Matt Hart .....	2003-04
Steve Huber .....	2000-02
Renee Jimenez .....	2006-08
Carlos Knox .....	2011
Susan Kubala .....	1991-93
Judy LaWinter .....	1979
Jan Martin .....	1989
Kyla McDaniel .....	1998-99
Cathy McDonald .....	1997
Mickey McGlade .....	1980-82
Dana McGraw .....	2001-02
Michelle Miles .....	1993
Kate Paye .....	1996, 2006-07
Krista Poehler .....	2005
Jennifer Price .....	1998-99
Tammi Reiss .....	2011-13
Steve Salvo .....	1983-84
Yvonne Sanchez .....	2000
Trisha Sears .....	2001-02
Shanele Stires .....	2009-10
Pam Tanner .....	1994-95
Mark Trakh .....	2010
Heidi VanDerveer .....	2007
Aisha Veasley .....	2014
Ken Weeks .....	1988-89
Fentress Winn .....	2005
Jualeah Woods .....	2006-13



**Nick Grant, Ciara Carl and Jesse Clark**

### YEAR-BY-YEAR RESULTS

#### 1976-77

**Overall record: 4-16**

**Conference record: 1-7 (Western Collegiate)**

**Head Coach: Kathleen Wallace**

N. 29	Northern Arizona	W	64-44
D. 10	Cal State L.A.	L	62-67
<i>Cal Poly Pomona Tournament (Pomona, Calif.)</i>			
D. 17	at Cal Poly Pomona	L	38-103
D. 18	vs. Cal Poly	L	46-55
<i>Chico State Tournament (Chico, Calif.)</i>			
J. 6	vs. Pepperdine	W	62-45
J. 7	at Chico State	L	53-62
J. 8	vs. Long Beach State	L	60-81
J. 13	Fresno State	W	61-42
J. 14	Cal State Fullerton*	L	40-78
J. 21	at USC*	W	62-59
J. 22	at Biola	L	60-70
J. 25	at UCLA*	L	42-93
J. 29	at Long Beach State*	L	60-76
F. 5	at Cal Poly Pomona	L	68-82
F. 8	USC*	L	61-85
F. 11	at Cal State Fullerton*	L	56-101
F. 12	at UC Santa Barbara	L	43-56
F. 18	Long Beach State*	L	74-95
F. 25	UCLA*	L	45-98
M. 4	Cal Poly Pomona	L	47-80

#### 1977-78

**Overall record: 10-18**

**Conference record: 0-8 (Western Collegiate)**

**Head Coach: Kathleen Wallace**

*Cal Poly SLO Tournament (San Luis Obispo, Calif.)*

D. 2	at Cal Poly SLO	L	79-80
D. 2	vs. Fresno State	W	82-60
D. 3	vs. San José State	W	89-83
D. 9	Cal Poly Pomona	L	60-69
D. 12	Pepperdine (OT)	L	71-72
D. 16	UC Irvine	W	93-55
D. 23	Brigham Young	L	60-70
J. 5	at Cal State L.A.	W	75-40
J. 10	Cal State Fullerton*	L	76-80
J. 13	at Northern Arizona	W	77-65
J. 14	at Arizona State	L	65-86
J. 17	USC*	L	57-69
J. 20	UC Santa Barbara	W	66-57
J. 21	Cal State L.A.	W	68-58
J. 26	at Long Beach State*	L	68-81
J. 28	UCLA*	L	49-96
F. 1	at Cal Poly SLO	W	62-50
F. 2	at Fresno State	W	61-44
F. 3	at UC Santa Barbara	L	59-73
F. 7	USC*	L	83-99
F. 11	at Cal State Fullerton*	L	65-102
F. 14	at Cal State Northridge	L (OT)	70-76
F. 16	Long Beach State*	L	52-79
F. 17	at Pepperdine	L	64-75
F. 22	at UCLA*	L	44-104
F. 23	Biola	L	58-79
F. 28	San Diego	W	83-31
M. 3	at Cal Poly Pomona	L	71-96


#### 1978-79

**Overall record: 13-16**

**Conference record: 0-8 (Western Collegiate)**

**Head Coach: Richie Spears**

N. 28	UC San Diego	W	72-33
D. 1	Cal Poly SLO	W	50-37
D. 3	Pepperdine	L	53-59
D. 8	at Cal Poly Pomona	L	31-74
D. 9	Cal State L.A.	W	52-49
D. 11	San Diego	W	98-17
<i>California Invitational (Berkeley, Calif.)</i>			
D. 14	at California	W	74-69
D. 15	vs. Texas Tech	W	52-50
D. 16	vs. Long Beach State	L	50-74
D. 19	UC Irvine	W	69-54
D. 19	Biola	L	48-50
J. 13	at UC Santa Barbara	W	51-47
J. 17	at Cal State Fullerton*	L	42-58
J. 20	USC*	L	47-61
J. 25	at UCLA*	L	30-90
J. 27	Long Beach State*	L	66-82
F. 2	at UNLV	L	58-78
F. 6	Cal State Northridge	W	74-65
F. 7	at Pepperdine	L	44-60
F. 9	Cal Poly Pomona	L	59-72
F. 10	Cal State Fullerton*	L	48-53
F. 15	at Long Beach State*	L	51-52
F. 16	Cal State L.A.	L	67-74
F. 17	UC Santa Barbara	W	55-37



*Diena Pels was the team MVP in 1980-81, after leading the Aztecs to a 25-11 record and a spot in the AIAW regionals.*

F. 23	UCLA*	L	51-84
F. 24	at UC Irvine	W	54-53
F. 25	CS Dominguez Hills	W	71-33
M. 1	USC*	L	44-67
M. 3	San Diego	W	74-35

#### 1979-80

**Overall record: 23-10**

**Conference record: 6-6 (Western Collegiate)**

**Head Coach: Richie Spears**

N. 13	at U.S. International	W	85-25
<i>Cal Poly SLO Tournament (San Luis Obispo, Calif.)</i>			
N. 16	vs. San José State	L	45-56
N. 16	vs. UC Santa Barbara	W	67-45
N. 17	vs. Fresno State	W	61-59
N. 20	Biola	W	88-64
N. 27	at Cal State Northridge	W	68-36
N. 30	at UNLV	L	67-90
D. 7	at Cal Poly Pomona	L	60-63
D. 8	UC Irvine	W	67-66
D. 11	Northern Colorado	W	85-61
<i>Cal Poly Pomona Tournament (Pomona, Calif.)</i>			
D. 13	vs. Pepperdine	W	65-46
D. 14	vs. Michigan State	L	42-58
D. 15	vs. Utah	W	57-54
D. 17	at UC Irvine	W	47-42
J. 5	Cal Poly Pomona	W	60-53
J. 8	UCLA*	L	60-73
J. 10	Alaska Anchorage	W	70-40
J. 13	Cal State Fullerton*	W	49-46
J. 15	Hawai'i	W	58-54
J. 19	Long Beach State*	L	63-73
J. 22	San Diego	W	80-41
J. 25	at Arizona*	W	66-65
J. 26	at Arizona State*	W	52-49
F. 1	UNLV	W	75-67
F. 5	USC*	L	62-65
F. 7	at UCLA*	L	63-95
F. 8	at U.S. International	W	(forfeit)
F. 12	at Long Beach State*	L	61-63
F. 15	at Cal State Fullerton*	W	67-59
F. 22	Arizona State*	W	79-60
F. 23	Arizona*	W	88-37
F. 28	at San Diego	W	75-21
F. 29	at USC*	L	63-66

#### 1980-81

**Overall record: 25-11**

**Conference record: 6-6 (Western Collegiate)**

**Head Coach: Richie Spears**

N. 22	at Pepperdine	W	78-61
D. 2	San Diego	W	79-34
<i>Dial Classic (Peterson Gym)</i>			
D. 5	Utah State	W	79-51
D. 6	Bishop's University	W	55-47
D. 9	Pepperdine	W	58-52
D. 13	at UNLV	W	70-61
<i>Cal Poly Pomona Tournament (Pomona, Calif.)</i>			
D. 18	vs. Cal State Northridge	W	70-47
D. 19	vs. Arizona State	W	62-54
D. 20	at Cal Poly Pomona	W	66-50
<i>Sourdough Invitational (San Francisco, Calif.)</i>			
J. 2	vs. Montclair State	W	64-61
J. 3	at San Francisco	L	52-61
J. 7	Memphis State	L	56-69
J. 9	Colorado	W	71-55



J. 11	Hawai'i	W	65-35
J. 14	at Cal State Fullerton*	W	66-58
J. 21	USC*	L	46-75
J. 26	UNLV	W	78-59
J. 27	Pacific	L	62-70
J. 30	Arizona State*	W	65-55
J. 31	Arizona*	W	73-54
F. 3	UCLA*	W	64-56
F. 11	Long Beach State*	L	65-76
F. 14	Cal State Fullerton*	W	77-52
F. 17	Cal Poly Pomona	W	64-50
F. 20	at Arizona State*	L	66-70
F. 21	at Arizona*	W	64-46
F. 24	at Long Beach State*	L	58-68
F. 26	at San Diego	W	65-46
M. 6	at UCLA*	L	61-82
M. 8	at USC*	L	45-58

*AIWA Regional Tournament (Malibu, Calif.)*

M. 12	vs. California	W	77-64
M. 13	vs. Long Beach State	L	56-71
M. 14	vs. UCLA	L	54-61

*Northern Lights Invitational (Anchorage, Alaska)*

M. 20	vs. Purdue	W	72-48
M. 21	vs. Notre Dame	W	71-34
M. 22	vs. Houston	W	50-41

**1981-82**

**Overall record: 20-13**

**Conference record: 4-8 (Western Collegiate)**

**Head Coach: Richie Spears**


N. 13	at Biola	W	79-36
N. 17	U.S. International	W	90-39
N. 23	Washington State	W	59-58
N. 28	Brigham Young	W	75-55
N. 29	San Francisco	W	62-47
D. 1	at Pepperdine	W	75-50

*Dial Classic (Peterson Gym)*

D. 4	Houston	W	59-57
D. 10	San Diego	W	76-57
D. 11	at Cal Poly Pomona	L	62-66
D. 14	Santa Clara	W	65-48

*Queens College Tournament (Flushing, N.Y.)*

D. 27	vs. Detroit	L	47-56
D. 28	at Queens	W	81-64
D. 29	vs. Virginia	L	34-38
J. 5	Northern Arizona	W	77-42
J. 6	Oklahoma	W	68-65
J. 11	Old Dominion	L	62-79
J. 14	Cal State Fullerton*	W	91-77
J. 18	at UC Irvine	L	56-58
J. 21	Hawai'i	W	80-28
J. 23	at Long Beach State*	L	53-65
J. 29	at Arizona*	W	71-59
J. 30	at Arizona State*	L	57-78
F. 2	UCLA*	L	64-70
F. 6	USC*	L	59-77
F. 10	at San Diego	W	72-46
F. 12	Pepperdine	W	58-52
F. 15	UC Irvine	W	64-60
F. 17	Long Beach State*	L	70-79
F. 20	at Cal State Fullerton*	W	56-54
F. 24	Arizona State*	L	67-69
F. 26	Arizona*	W	74-42
M. 3	at UCLA*	L	51-76
M. 5	at USC*	L	55-73



**Heidi Bauer scored 1,024 points over her four-year SDSU career that spanned from 1981 to 1985.**

**1982-83**

**Overall record: 10-18**

**Conference record: 3-11 (Western Collegiate)**

**Head Coach: Richie Spears/Steve Salvo**

N. 27	at Pepperdine	L	59-62
D. 1	at Weber State (OT)	L	93-95
D. 2	at Utah State	W	96-63
D. 4	at Utah	L	77-87

*Dial Classic (Peterson Gym)*

D. 10	Texas-El Paso	W	105-72
D. 11	San Francisco	W	80-61
D. 14	USC*	L	66-102
D. 18	New Mexico State	W	90-65
D. 31	Oregon State	L	49-54
J. 3	Cal Poly Pomona	W	65-59
J. 6	Oregon	W	79-71
J. 8	San Diego	W	83-56
J. 13	at North Carolina	L	74-84
J. 14	at Duke	L	68-82
J. 16	at Old Dominion	L	76-79
J. 21	Arizona*	W	82-60
J. 22	Arizona State*	L	73-78
J. 25	at Cal State Fullerton*	L	58-97
J. 29	UCLA*	L	56-72
F. 4	at Arizona State*	L	78-82
F. 5	at Arizona*	W	64-63
F. 9	at Long Beach State*	L	67-112
F. 12	at Stanford*	L	60-78
F. 15	Cal State Fullerton*	W	80-77
F. 23	at UCLA*	L	58-100
F. 26	at USC*	L	63-89
M. 1	Long Beach State*	L	76-80
M. 8	Stanford*	L	72-85

**1983-84**

**Overall record: 24-6**

**Conference record: 9-5 (Western Collegiate)**

**Head Coach: Ernest Riggins**

N. 21	Biola	W	99-59
N. 26	at Cal State Northridge	W	95-65
N. 29	Hawai'i	W	95-67

*Dial Classic (Peterson Gym)*

D. 2	Lewis-Clark State	W	111-41
D. 3	San Diego	W	74-51
D. 6	at San Diego	W	73-44
D. 8	Pepperdine	W	95-82
D. 16	Utah State	W	132-64
D. 20	at UC Riverside	W	92-58
D. 27	at Pepperdine	W	103-81
J. 2	Nevada	W	90-44
J. 4	Texas-El Paso	W	116-59
J. 7	UC Santa Barbara	W	122-62
J. 10	Cal State Fullerton*	W	77-65
J. 14	at Texas-El Paso	W	85-65
J. 17	Long Beach State*	L	76-82
J. 19	at USC*	L	84-101
J. 28	UCLA*	W	82-66
F. 2	at Arizona*	W	68-66
F. 4	at Arizona State*	L	81-83
F. 11	Stanford*	W	81-67
F. 15	at UCLA*	W	71-68
F. 18	USC*	L	67-86
F. 21	at Cal State Fullerton*	W	78-64
M. 1	Arizona State*	W	83-65
M. 3	Arizona*	W	75-63
M. 7	at Long Beach State*	L	63-68
M. 10	at Stanford*	W	86-43

*NCAA Tournament (Peterson Gym)*

M. 16	Oregon	W	70-63
-------	--------	---	-------

*NCAA Tournament (Los Angeles, Calif.)*

M. 17	vs. Long Beach State	L	73-91
-------	----------------------	---	-------

**1984-85**

**Overall record: 21-9**

**Conference record: 9-5 (Western Collegiate)**

**Head Coach: Ernest Riggins**

N. 21	Cal Poly Pomona	W	87-71
-------	-----------------	---	-------

*L'EGGS Classic (Las Cruces, N.M.)*

N. 23	vs. Texas-El Paso	W	92-52
N. 24	vs. West Texas State	W	82-63
N. 28	at Missouri	W	76-70

*Illinois Classic (Champaign, Ill.)*

N. 30	vs. Central Michigan	W	81-45
D. 1	vs. Loyola of Chicago	W	83-62
D. 4	San Diego	W	97-57

*Dial Classic (Peterson Gym)*

D. 14	Montana State	W	87-52
D. 15	Southern Illinois	L	73-77
D. 21	San José State	W	97-67
D. 27	Minnesota	W	82-66
D. 31	Oregon State	L	66-68

*Kangaroo Shootout (Peterson Gym)*

J. 4	Hardin-Simmons	W	112-37
J. 5	Louisiana-Monroe (OT)	L	87-89
J. 9	Arizona State*	W	78-65
J. 11	Arizona*	W	74-56
J. 16	Long Beach State*	L	78-105
J. 19	UCLA*	W	77-68
J. 23	at Cal State Fullerton*	L	65-73
J. 28	at USC*	W	61-59
F. 5	at Long Beach State*	L	65-92
F. 9	at Stanford*	W	73-59
F. 14	at Arizona*	W	63-56
F. 16	at Arizona State*	W	104-82
F. 20	Cal State Fullerton*	W	83-73
F. 23	USC*	L	77-90
F. 27	at UCLA*	L	64-86

### YEAR-BY-YEAR RESULTS

M. 8	Stanford*	W	76-60
<i>NCAA Tournament (Las Vegas, Nev.)</i>			
M. 15	at UNLV	W	70-68
<i>NCAA Tournament (Monroe, La.)</i>			
M. 22	at Louisiana Tech	L	64-94

#### 1985-86

**Overall record: 14-17**

**Conference record: 6-8 (Big West)**

**Head Coach: Ernest Riggins**

N. 27	at Minnesota	L	59-72
N. 29	at Southern Illinois	L	55-76

*Dial Classic (Peterson Gym)*

D. 6	Jackson State	W	90-77
D. 7	New Orleans	W	60-58
D. 11	at San Diego	W	67-54
D. 21	at Cal Poly Pomona	L	74-78

*Orange Bowl Super 8 Classic (Miami, Fla.)*

D. 29	at Miami	L	51-88
D. 30	vs. Rutgers	L	66-76
D. 31	vs. West Virginia	W	73-71

*Kangaroo Shootout (Peterson Gym)*

J. 3	New Mexico State	W	65-56
J. 4	Temple	W	66-61
J. 10	at Cal State Fullerton*	L	70-71
J. 13	at Louisiana Tech	L	43-87
J. 15	at Louisiana-Monroe	L	63-109
J. 23	Pacific*	W	97-80
J. 25	UC Santa Barbara*	W	88-57
J. 28	UCLA	W	96-77
J. 30	at UC Irvine*	W	57-52
F. 1	UNLV*	W	77-71



**Brooke Meadows pulled down 693 rebounds and also scored 1,310 points in 125 games from 1986-89.**

F. 4	USC	L	73-91
F. 6	at UNLV*	L	75-102
F. 8	at UC Santa Barbara*	L	63-77
F. 10	Long Beach State*	L	77-111
F. 13	Cal State Fullerton*	W	91-72
F. 15	UC Irvine*	L	69-82
F. 18	at Long Beach State*	L	57-104
F. 20	at Pacific*	L	75-102
F. 28	at Hawai'i*	L	75-79
M. 2	at Hawai'i*	W	64-60
<i>PCAA Tournament (Long Beach/Inglewood, Calif.)</i>			
M. 6	vs. UC Irvine	W	73-56
M. 8	vs. Long Beach State	L	74-116

#### 1986-87

**Overall record: 13-16**

**Conference record: 9-9 (Big West)**

**Head Coach: Ernest Riggins**

*Big O Classic (Corvallis, Ore.)*

N. 28	vs. Texas Tech	L	45-79
N. 29	vs. Iowa State	L	66-83

*Dial Classic (Peterson Gym)*

D. 5	Monmouth College	W	54-52
D. 6	Southern Illinois	L	57-59
D. 9	at USC	L	77-90
D. 12	Portland State	W	92-63
D. 21	San Diego	W	73-63
D. 29	at UCLA	L	56-81
J. 3	UC Irvine*	L	48-50
J. 6	Cal Poly Pomona	L	60-75
J. 8	Long Beach State*	L	59-80
J. 10	Cal State Fullerton*	W	68-59
J. 15	Fresno State*	W	66-62
J. 19	Hawai'i*	W	96-56
J. 20	Hawai'i *(OT)	L	67-70
J. 24	at UNLV*	L	52-85
J. 26	at UC Irvine*	L	53-55
J. 29	at Fresno State*	L	63-85
J. 31	at San José State*	W	64-60

F. 2	at Pacific*	W	85-74
F. 5	UC Santa Barbara*	W	67-57
F. 7	UNLV*	L	58-63
F. 14	at Cal State Fullerton*	L	55-65
F. 19	at UC Santa Barbara*	W	69-57
F. 21	at Long Beach State*	L	73-109
F. 26	Pacific*	W	80-52
F. 28	San José State*	W	97-56

*PCAA Tournament (Long Beach/Inglewood, Calif.)*

M. 5	vs. Hawai'i	W	68-62
M. 6	at Long Beach State	L	74-108

#### 1987-88

**Overall record: 21-10**

**Conference record: 11-7 (Big West)**

**Head Coach: Ernest Riggins**

*Maine Tournament (Orono, Maine)*

N. 27	vs. Connecticut	W	69-64
N. 28	at Maine	L	65-66
D. 1	at San Diego	W	85-61

*Coors Classic (Peterson Gym)*

D. 3	Houston	L	80-84
D. 4	Purdue	W	80-74
D. 11	Cal State Northridge	W	81-48

*Dial Classic (Peterson Gym)*

D. 29	Texas-El Paso	W	79-68
D. 30	Kansas	W	76-63

J. 2	Northern Illinois	W	103-92
J. 4	at Pacific*	W	77-56
J. 7	UC Santa Barbara*	W	77-51
J. 9	UC Irvine*	W	91-45
J. 12	at Cal Poly Pomona	W	76-50
J. 14	at Fresno State*	L	61-69
J. 16	at San José State*	W	95-69
J. 21	UNLV*	W	69-63
J. 25	Cal State Fullerton*	L	64-67
J. 28	at Hawai'i*	W	83-75
J. 30	at Hawai'i*	L	58-70
F. 4	at UC Irvine*	W	59-55
F. 6	at UC Santa Barbara*	W	78-39
F. 11	San José State*	W	96-54
F. 13	Fresno State*	W	78-57
F. 18	at Long Beach State*	L	76-96
F. 20	at UNLV*	L	62-67
F. 23	Oral Roberts	W	86-61
F. 25	at Cal State Fullerton*	L	53-55
M. 1	Long Beach State*	L	65-90
M. 3	Pacific*	W	101-58
<i>PCAA Tournament (Long Beach/Inglewood, Calif.)</i>			
M. 10	vs. Fresno State	W	64-60
M. 11	vs. Long Beach State	L	78-94

#### 1988-89

**Overall record: 25-9**

**Conference record: 12-6 (Big West)**

**Head Coach: Ernest Riggins**

*Nevada-Reno Holiday Classic (Reno, Nev.)*

N. 25	vs. Alabama State	W	82-64
N. 26	vs. Nicholls State	W	88-45
N. 27	vs. Fairfield	W	78-56

*SDSU Classic (Peterson Gym)*

D. 2	Baylor	W	85-40
D. 3	Tennessee Tech	W	78-56
D. 6	San Diego	W	82-47
D. 16	Pacific*	W	76-55
D. 19	at Arizona State	W	87-69
J. 2	Murray State	W	81-58
J. 3	Missouri	W	97-75
J. 5	at UC Irvine*	W	78-47
J. 7	at UC Santa Barbara*	W	91-61
J. 12	San José State*	W	77-64
J. 14	Fresno State*	W	94-80
J. 19	at Long Beach State*	L	80-99
J. 21	at UNLV*	W	55-51
J. 25	Hawai'i*	L	60-73
J. 26	Hawai'i*	W	56-52
J. 28	at Cal State Fullerton*	L	56-57
F. 2	UC Santa Barbara*	W	69-55
F. 9	at Fresno State*	W	66-61
F. 11	at San José State*	W	84-52
F. 13	UC Irvine*	W	85-62
F. 16	UNLV*	W	65-64
F. 18	Long Beach State*	L	80-91
F. 20	Cal State Fullerton*	L	65-71

*Northern Lights Tournament (Anchorage, Alaska)*

F. 24	vs. Monmouth	W	71-48
F. 25	vs. Old Dominion	L	69-90
F. 26	vs. Providence	W	77-69
M. 4	at Pacific*	L	68-85

*Big West Tournament (Long Beach, Calif.)*

M. 9	vs. Cal State Fullerton	L	60-68
<i>WNIT (Amarillo, Texas)</i>			
M. 23	vs. Radford	W	99-92



M. 24	vs. Murray State	W	97-81
M. 25	vs. Oregon	L	64-67

#### 1989-90

**Overall record: 7-23**

**Conference record: 6-12 (Big West)**

**Head Coach: Beth Burns**

*Coopers & Lybrand Invitational (Chicago, Ill.)*

N. 24	vs. Alcorn State	L	48-67
N. 25	vs. Clemson	L	45-62
D. 2	at USC	L	66-73
D. 6	San Diego	L	68-76
D. 8	at California	L	68-80
D. 10	at Stanford	L	45-109
D. 18	Northern Arizona	W	66-53
<i>Zuma Jay's Lady Wave Classic (Malibu, Calif.)</i>			
D. 29	vs. Iowa State	L	59-65
D. 30	vs. Texas-San Antonio	L	65-67
D. 31	Arizona State	L	50-76
J. 3	Northern Illinois	L	79-99
J. 6	Long Beach State*	L	53-74
J. 9	UNLV*	L	60-91
J. 13	Cal State Fullerton*	W	71-68
J. 16	at Fresno State*	L	69-83
J. 18	at Pacific*	L	64-68
J. 20	at San José State*	W	84-74
J. 22	at Cal State Fullerton*	L	42-61
J. 25	UC Santa Barbara*	L	57-65
J. 27	UC Irvine*	W	67-39
F. 1	at Long Beach State*	L	63-94
F. 3	at UNLV*	L	51-91
F. 8	at Hawaii*	L	49-73
F. 10	at Hawaii*	L	73-88
F. 17	Pacific*	L	68-82
F. 22	at UC Irvine*	W	67-54
F. 24	at UC Santa Barbara*	W	53-51
M. 1	San José State*	W	66-42
M. 3	Fresno State*	L	60-93
<i>Big West Tournament (Long Beach, Calif.)</i>			
M. 7	vs. San José State	L	59-81

#### 1990-91

**Overall record: 14-14**

**Conference record: 6-6 (Western Athletic)**

**Head Coach: Beth Burns**

*Saint Mary's Invitational (Moraga, Calif.)*

N. 23	vs. McNeese State	W	101-55
N. 24	at Saint Mary's	L	68-83
N. 27	San Diego	W	79-75
D. 4	USC	L	54-68
<i>Long Beach State Dial Classic (Long Beach, Calif.)</i>			
D. 7	vs. Kansas State	L	65-73
D. 8	vs. Southern Utah	W	89-46
D. 13	UC Santa Barbara	W	76-71
D. 18	Texas Tech	L	57-72
D. 28	UC Riverside	W	94-61
D. 30	Eastern Michigan	W	73-59
J. 2	Cal Poly Pomona	W	72-54
J. 5	at San Francisco	L	63-65
J. 10	Brigham Young* (OT)	W	74-70
J. 12	Utah*	W	87-80
J. 15	at Fresno State	L	69-85
J. 19	at Texas-El Paso* (2OT)	L	71-77
J. 25	at Creighton*	L	76-90
J. 31	Colorado State*	W	73-50
F. 2	Wyoming* (OT)	W	79-75

F. 7	at Brigham Young*	W	83-80
F. 9	at Utah*	L	58-79
F. 14	at Cal State Fullerton	L	49-77
F. 16	Texas-El Paso*	W	84-62
F. 19	Cal State Northridge	W	70-60
F. 23	Creighton*	L	76-82
F. 28	at Colorado State* (OT)	L	69-73
M. 2	at Wyoming*	L	58-69
<i>WAC Tournament (Laramie, Wyo.)</i>			
M. 8	vs. Creighton	L	75-78

#### 1991-92

**Overall record: 18-11**

**Conference record: 9-5 (Western Athletic)**

**Head Coach: Beth Burns**

N. 23	at San Diego	W	72-68
<i>Titan Gatorade Classic (Fullerton, Calif.)</i>			
N. 29	vs. Georgetown	L	74-78
N. 30	vs. Gonzaga	W	69-54
D. 3	USC	W	71-64
D. 10	Cal Poly Pomona	W	72-49
D. 17	UC Irvine	W	70-49
D. 21	Hawaii	L	70-72
D. 28	at Seton Hall	L	61-71
D. 30	at Iona	W	83-51
J. 3	UCLA	L	59-82
J. 5	at Loyola Marymount	W	65-54
J. 11	Cal State Northridge	W	97-41
J. 18	New Mexico*	W	91-44
J. 21	Fresno State	L	84-86
J. 23	Wyoming*	W	83-63
J. 25	Colorado State*	W	101-62
J. 30	at Texas-El Paso*	W	82-64
F. 1	at Creighton*	L	73-82
F. 6	Utah*	W	74-51
F. 8	Brigham Young*	L	76-84
F. 15	at New Mexico*	W	74-52
F. 20	at Colorado State*	W	82-74
F. 22	at Wyoming*	W	78-69
F. 27	Creighton*	L	75-76
F. 29	Texas-El Paso*	W	80-44
M. 5	at Brigham Young*	L	65-66
M. 7	at Utah*	L	61-77
<i>WAC Tournament (Salt Lake City, Utah)</i>			
M. 12	vs. Wyoming	W	66-58
M. 13	vs. Creighton	L	66-89

#### 1992-93

**Overall record: 19-9**

**Conference record: 9-5 (Western Athletic)**

**Head Coach: Beth Burns**

D. 2	San Diego	W	72-66
D. 4	Loyola Marymount	W	59-45
D. 6	at UCLA	W	77-52
D. 11	St. John's	W	51-42
D. 17	Oregon State	W	61-50
D. 20	Texas A&M	L	62-63
<i>Villanova Tournament (Philadelphia, Pa.)</i>			
D. 28	vs. Georgia	W	70-63
D. 29	at Villanova	W	56-54
J. 3	USC	W	63-61
J. 7	at San Francisco	W	78-56
J. 11	at Arizona	L	58-75
J. 15	Fresno State*	W	63-40
J. 22	at Texas-El Paso*	L	59-70
J. 24	at New Mexico*	W	55-44

J. 28	Colorado State*	W	82-59
J. 30	Wyoming*	W	53-48
F. 4	at Utah*	L	42-68
F. 6	at Brigham Young*	L	73-82
F. 13	at Fresno State*	W	58-55
F. 18	New Mexico*	W	78-51
F. 20	Texas-El Paso*	L	53-54
F. 25	at Wyoming*	L	72-78
F. 27	at Colorado State*	W	64-60
M. 4	Brigham Young*	W	73-57
M. 6	Utah*	W	63-57
<i>WAC Tournament (Salt Lake City, Utah)</i>			
M. 10	vs. Fresno State	W	62-38
M. 12	at Utah	L	56-74
<i>NCAA Tournament (Athens, Ga.)</i>			
M. 17	at Georgia	L	68-85

#### 1993-94

**Overall record: 26-5**

**Conference record: 13-1 (Western Athletic)**

**Head Coach: Beth Burns**

*DePaul Thanksgiving Tournament (Chicago, Ill.)*

N. 26	vs. Purdue	L	60-86
N. 27	vs. Army	W	71-53
D. 1	at Loyola Marymount	W	60-49
D. 4	at San Diego	W	72-51
D. 7	Arizona State	W	76-46
D. 11	Arizona	L	58-63
<i>Santa Clara Diet Pepsi Shoot-Out (Santa Clara, Calif.)</i>			
D. 18	vs. Memphis State	W	72-56
D. 19	vs. Princeton	W	59-47
D. 30	Oregon	W	84-77
J. 2	at USC	L	62-82
J. 11	Gonzaga	W	69-54
J. 13	Utah*	W	62-38
J. 15	Brigham Young*	W	74-56
J. 18	Cal State Fullerton	W	85-44
J. 22	at Fresno State*	W	75-50
J. 27	at Colorado State*	W	53-47
J. 29	at Wyoming*	W	76-54
F. 4	Wyoming*	W	70-61
F. 6	Colorado State*	W	84-50
F. 11	at New Mexico*	W	98-52
F. 13	at Texas-El Paso*	W	67-65
F. 18	Texas-El Paso*	W	69-53
F. 20	New Mexico*	W	96-36
F. 24	at Brigham Young*	L	66-68
F. 25	at Utah*	W	71-52
M. 5	Fresno State*	W	83-58

*WAC Tournament (Salt Lake City, Utah)*

M. 9	vs. New Mexico	W	95-60
M. 11	vs. Fresno State	W	73-53
M. 12	vs. Colorado State	W	51-47
<i>NCAA Tournament (Peterson Gym)</i>			
M. 16	Hawaii	W	81-75
M. 20	Texas A&M	L	72-75

#### 1994-95

**Overall record: 24-6**

**Conference record: 14-0 (Western Athletic)**

**Head Coach: Beth Burns**

*Colorado Coors Classic (Boulder, Colo.)*

N. 25	vs. George Mason	W	76-60
N. 26	at Colorado	L	51-70
N. 30	San Diego	W	67-62
D. 3	Pepperdine	W	59-56

### YEAR-BY-YEAR RESULTS

D. 6	USC	L	55-67
D. 11	Oregon State	L	55-59
D. 17	Loyola Marymount	W	72-32
D. 20	Southern Utah	W	77-51
<i>St. John's Tournament (Jamaica, N.Y.)</i>			
D. 28	vs. Alabama	W	79-76
D. 29	at St. John's	L	77-81
J. 3	at Northern Arizona	W	72-58
J. 5	at Arizona State	W	67-52
J. 12	at Utah*	W	70-55
J. 14	at Brigham Young*	W	63-55
J. 19	New Mexico*	W	85-61
J. 21	Texas-El Paso*	W	73-50
J. 26	at Wyoming*	W	68-49
J. 28	at Colorado State*	W	56-46
F. 2	Colorado State*	W	73-51
F. 4	Wyoming*	W	81-55
F. 9	at Texas-El Paso*	W	72-56
F. 11	at New Mexico*	W	75-47
F. 17	Fresno State*	W	97-35
F. 23	Brigham Young*	W	87-63
F. 25	Utah*	W	71-55
M. 3	at Fresno State*	W	73-54
<i>WAC Tournament (Albuquerque, N.M.)</i>			
M. 8	at New Mexico	W	57-39
M. 10	vs. Texas-El Paso	W	71-49
M. 11	vs. Utah	L	57-64
<i>NCAA Tournament (Peterson Gym)</i>			
M. 16	Montana	L	46-57

#### 1995-96

**Overall record: 20-8**

**Conference record: 9-5 (Western Athletic)**

**Head Coach: Beth Burns**

N. 26	at Texas	L	58-69
N. 28	at San Diego	W	60-47
D. 3	California	W	82-70
D. 6	at USC	W	67-66
D. 16	Long Beach State	W	72-53
D. 18	at Gonzaga	W	78-59
D. 20	at Oregon	L	52-59
D. 27	Long Island	W	83-38
D. 30	Pittsburgh	W	83-69
J. 2	Northern Arizona	W	66-61
J. 4	at Pepperdine	W	74-62
J. 7	Cal Poly	W	64-31
J. 11	Brigham Young*	W	85-59
J. 13	Utah*	W	67-55
J. 18	at New Mexico*	L	56-62
J. 20	at Texas-El Paso*	W	81-71
J. 25	Texas-El Paso*	W	62-40
J. 27	New Mexico*	W	74-52
F. 1	at Colorado State*	L	58-66
F. 3	at Wyoming*	L	60-66
F. 8	Colorado State*	W	66-64
F. 10	Wyoming*	W	55-38
F. 16	at Fresno State*	W	74-57
F. 22	at Utah*	L	56-69
F. 24	at Brigham Young*	L	61-78
M. 1	Fresno State*	W	76-48
<i>WAC Tournament (Albuquerque, N.M.)</i>			
M. 6	vs. Fresno State	W	69-48
M. 8	vs. Colorado State	L	58-64



**Sandy Wright led San Diego State in assists in each of her two campaigns in 1995-96 and 1996-97.**

#### 1996-97

**Overall record: 23-7**

**Conference record: 15-1 (Western Athletic)**

**Head Coach: Beth Burns**

*Baylor Tournament (Waco, Texas)*

N. 22	vs. Stephen F. Austin	L	62-67
N. 23	vs. North Texas	W	64-40
N. 26	San Diego	W	55-34
D. 1	USC	L	60-71
D. 7	Pepperdine	W	66-51
D. 10	at Long Beach State	W	75-49
D. 13	Georgia State	W	75-46
D. 19	Arizona	L	48-66

*Maryland Dial Classic (College Park, Md.)*

D. 28	vs. Southwest Texas State	L	65-68
D. 29	vs. Radford	L	59-65
J. 2	at San José State*	W	82-37
J. 4	at Fresno State*	W	63-50
J. 9	UNLV*	W	92-48
J. 11	Air Force*	W	70-41
J. 16	at Wyoming*	W	54-48
J. 19	at Colorado State*	W	70-53
J. 22	Texas-El Paso*	W	75-42
J. 25	at Hawaii**	L	44-54
J. 30	Fresno State*	W	70-41
F. 1	San José State*	W	92-47
F. 6	at Air Force*	W	89-57
F. 8	at UNLV*	W	62-50
F. 13	Colorado State*	W	61-53
F. 15	Wyoming*	W	79-48
F. 20	Hawaii**	W	58-53
F. 26	at Texas-El Paso*	W	81-52

*WAC Tournament (Las Vegas, Nev.)*

M. 5	vs. New Mexico	W	57-50
M. 7	vs. Hawaii	W	74-48
M. 8	vs. Utah	W	56-50

*NCAA Tournament (Knoxville, Tenn.)*

M. 15	vs. Oregon	L	68-80
-------	------------	---	-------

#### 1997-98

**Overall record: 10-15**

**Conference record: 4-10 (Western Athletic)**

**Head Coach: Barb Smith**

N. 16	Oregon State	W	63-56
N. 23	Toledo	L	67-75

*Pepsi Shootout (Eugene, Ore.)*

N. 28	vs. Portland State (OT)	L	66-68
D. 4	at Penn State	L	56-70
D. 7	at Duquesne	W	64-59
D. 13	at USC	L	51-62
D. 15	UC Santa Barbara	L	79-82
D. 19	at Long Beach State	W	68-60
D. 28	Kansas State	W	57-53
J. 2	Fresno State*	L	52-74
J. 4	San José State*	W	68-55
J. 10	at Hawaii**	L	38-88
J. 15	at TCU*	L	68-83
J. 17	at SMU*	L	62-71
J. 22	Tulsa*	W	80-58
J. 25	Rice*	L	63-66
J. 29	at San José State*	W	77-49
F. 1	at Fresno State*	L	72-82
F. 3	Hawaii**	L	48-85
F. 7	at Air Force%	W	78-54
F. 12	SMU*	L	54-66
F. 14	TCU*	W	72-66
F. 19	at Rice*	L	61-66
F. 21	at Tulsa*	L	52-54
F. 26	Air Force%	W	68-59

% WAC Crossover game

#### 1998-99

**Overall record: 7-19**

**Conference record: 4-10 (Western Athletic)**

**Head Coach: Barb Smith**

N. 14	San Francisco	L	43-54
N. 17	at Oregon State	L	67-71
N. 23	at Arizona	L	69-76

*SDSU Tournament (Cox Arena)*

N. 27	Idaho State	W	66-58
N. 28	Penn State	L	53-76

*Kansas State Tournament (Manhattan, Kan.)*

D. 4	vs. Detroit	W	78-59
D. 5	at Kansas State	L	56-77
D. 11	UCLA	L	56-104
D. 21	Boston College	L	56-86
D. 28	at Toledo	L	72-89
D. 30	Duquesne	W	72-65
J. 2	at UC Santa Barbara	L	50-78
J. 7	New Mexico*	L	53-66
J. 9	Texas-El Paso*	W	67-50
J. 14	at Utah*	L	60-74
J. 16	at BYU* (OT)	L	71-72
J. 23	Hawaii**	L	57-65
J. 28	San José State*	W	89-51
J. 30	Fresno State*	W	89-68
F. 4	at New Mexico*	L	51-75
F. 6	at Texas-El Paso*	L	58-64



F. 11	Utah*	L	42-64
F. 13	BYU*	L	53-66
F. 20	at Hawaii*	L	39-66
F. 25	at Fresno State*	L	55-68
F. 27	at San José State*	W	78-46

#### 1999-2000

**Overall record: 9-19**

**Conference record: 4-10 (Mountain West)**

**Head Coach: Barb Smith**

*American Dream Classic (Pocatello, Idaho)*

N. 19	at Idaho State	L	68-72
N. 20	vs. Portland	L	49-50

*Pacific Bell Classic (Cox Arena)*

N. 26	Indiana State	W	53-39
N. 27	Missouri	L	61-85
D. 1	at San Francisco	L	58-67
D. 4	USC	L	60-72
D. 9	at UCLA	L	61-82
D. 19	Loyola Marymount	L	51-62
D. 21	Montana	W	51-49
D. 28	at Northern Arizona	L	57-65
D. 30	at Cal State Fullerton	W	80-51
J. 4	TCU	W	63-51

J. 13	Utah*	L	44-53
J. 15	Brigham Young*	L	37-60
J. 17	Texas A&M-CC	W	57-52
J. 20	at New Mexico*	L	47-65
J. 22	at Air Force*	L	72-77
J. 29	UNLV*	W	54-52
F. 3	Wyoming*	L	71-78
F. 5	Colorado State*	W	68-58
F. 10	at Utah*	L	38-63
F. 12	at Brigham Young*	L	58-84
F. 17	New Mexico*	L	60-66
F. 19	Air Force*	W	70-38
F. 26	at UNLV*	L	63-69

M. 2	at Wyoming*	L	55-63
M. 4	at Colorado State*	W	58-51

*MWC Tournament (Las Vegas, Nev.)*

M. 8	Brigham Young	L	37-78
------	---------------	---	-------

M. 2	at Wyoming*	L	55-63
M. 4	at Colorado State*	W	58-51

*MWC Tournament (Las Vegas, Nev.)*

M. 8	Brigham Young	L	37-78
------	---------------	---	-------

#### 2000-01

**Overall record: 13-15**

**Conference record: 5-9 (Mountain West)**

**Head Coach: Barb Smith**

N. 18	at Montana	L	58-68
N. 21	at Loyola Marymount	L	59-69

*Pacific Bell Classic (Cox Arena)*

N. 24	Illinois State	W	88-59
N. 25	Chattanooga	L	59-74
N. 28	at Portland State	W	53-50

*Unilever Lady Tiger Classic (Columbia, Mo.)*

D. 1	vs. Alcorn State	W	60-43
D. 2	at Missouri	L	69-89
D. 6	at San José State	L	54-59
D. 18	Cal State Fullerton	W	84-47
D. 22	California	W	63-49
D. 30	Northern Arizona	W	58-50
J. 2	at Cal Poly	W	73-63
J. 7	at Texas A&M-CC	W	67-59
J. 11	Brigham Young*	W	63-61
J. 13	Utah*	L	47-56
J. 18	at Air Force*	W	50-49
J. 20	at New Mexico*	L	66-86
J. 27	UNLV*	L	41-82

F. 1	Wyoming*	W	58-50
F. 3	Colorado State*	L	54-55
F. 8	at Utah*	L	46-62
F. 10	at Brigham Young*	L	53-76
F. 15	New Mexico*	W	56-53
F. 17	Air Force*	W	57-30
F. 24	at UNLV*	L	67-68
M. 1	at Colorado State*	L	67-81
M. 3	at Wyoming*	L	59-73

*MWC Tournament (Las Vegas, Nev.)*

M. 7	vs. New Mexico	L	49-55
------	----------------	---	-------

*MWC Tournament (Las Vegas, Nev.)*

M. 12	vs. New Mexico	L	49-54
-------	----------------	---	-------

#### 2001-02

**Overall record: 10-18**

**Conference record: 2-12 (Mountain West)**

**Head Coach: Barb Smith**

N. 16	Cal Poly	W	63-54
N. 18	at California	L	60-74
N. 23	UC San Diego	L	59-63
N. 25	Navy	W	73-69

*Cook Children's Hoops Classic (Ft. Worth, Texas)*

D. 1	vs. Prairie View A&M	W	68-46
D. 2	at TCU	L	49-75
D. 6	San José State	L	62-65
D. 16	Sacramento State	W	72-51
D. 20	at UMKC	W	52-51
D. 22	at Creighton	L	55-66
D. 28	Radford	W	89-42
J. 30	Detroit	W	70-56
J. 5	Portland State	W	73-51
J. 12	at UNLV*	L	55-67
J. 17	at Colorado State*	L	49-58
J. 19	at Wyoming*	L	51-86
J. 23	New Mexico*	L	49-58
J. 26	Air Force*	W	58-50
J. 31	at BYU*	L	41-67
F. 2	at Utah*	L	59-75
F. 9	UNLV*	L	49-57
F. 14	Wyoming*	L	43-53
F. 16	Colorado State*	L	60-69
F. 21	at Air Force*	W	83-79
F. 23	at New Mexico*	L	53-63
F. 28	Utah*	L	45-47
M. 2	Brigham Young*	L	56-72

M. 6	vs. New Mexico	L	52-65
------	----------------	---	-------

*MWC Tournament (Las Vegas, Nev.)*

M. 6	vs. New Mexico	L	52-65
------	----------------	---	-------

M. 6	vs. New Mexico	L	52-65
------	----------------	---	-------

M. 6	vs. New Mexico	L	52-65
------	----------------	---	-------

M. 6	vs. New Mexico	L	52-65
------	----------------	---	-------

*MWC Tournament (Las Vegas, Nev.)*

M. 6	vs. New Mexico	L	52-65
------	----------------	---	-------

#### 2002-03

**Overall record: 9-18**

**Conference record: 3-11 (Mountain West)**

**Head Coach: Jim Tomey**

N. 22	Centenary	W	75-58
N. 25	at Saint Mary's	L	47-60

*Fresno State Classic (Fresno, Calif.)*

N. 29	vs. Murray State	W	59-54
N. 30	at Fresno State	L	49-59
D. 4	UC Irvine (OT)	L	58-61
D. 11	at San Diego	L	53-72
D. 19	American	W	62-45
D. 22	Creighton (OT)	L	72-79
D. 28	Cal State Northridge	W	75-54
J. 5	UMKC	W (ot)	56-52
J. 9	at Portland State	L	55-59
J. 11	at Sacramento State	W	77-68
J. 18	UNLV*	L	49-50
J. 23	BYU*	L	46-61

J. 25	Utah*	L	44-59
J. 30	at New Mexico*	L	42-75
F. 1	at Air Force*	W	73-55
F. 6	Colorado State*	W	60-47
F. 8	Wyoming*	L	52-66
F. 15	at UNLV*	L	61-81
F. 20	at Utah*	L	22-66
F. 22	at BYU*	L	56-87
F. 27	Air Force*	W	69-57
M. 1	New Mexico*	L	46-64
M. 5	at Wyoming*	L	43-60
M. 7	at Colorado State*	L	49-81

*MWC Tournament (Las Vegas, Nev.)*

M. 12	vs. New Mexico	L	49-54
-------	----------------	---	-------

*MWC Tournament (Las Vegas, Nev.)*

M. 12	vs. New Mexico	L	49-54
-------	----------------	---	-------

#### 2003-04

**Overall record: 8-20**

**Conference record: 3-11 (Mountain West)**

**Head Coach: Jim Tomey**

N. 21	Saint Mary's	L	47-52
N. 24	Nevada	W	67-52
D. 1	at Cal State Fullerton	W	73-50
D. 2	at UC Irvine	W	51-40
D. 6	at Cal State Northridge	L	52-71
D. 10	San Diego	L	60-65
D. 14	Southern Methodist	L	55-64
D. 20	Oral Roberts	L	54-63
D. 22	at Washington State	W	63-56

*Lady Blazer Invitational (Birmingham, Ala.)*

D. 29	vs. Tennessee-Martin	L	56-59
D. 30	vs. Brown	L	49-57
J. 6	Santa Clara	L	68-70
J. 9	Texas Pan-American	W	59-38
J. 17	at UNLV*	L	58-76
J. 22	Wyoming*	L	60-71
J. 24	Colorado State*	W	58-55
J. 29	at New Mexico*	L	42-76
J. 31	at Air Force*	W	51-46
F. 5	Utah*	L	29-56
F. 7	Brigham Young*	L	50-82
F. 14	UNLV*	L	56-65
F. 19	at Colorado State*	L	56-65
F. 21	at Wyoming*	L	46-71
F. 26	Air Force* (Peterson Gym)	W	52-50
F. 28	New Mexico* (Peterson Gym)	L	44-47
M. 4	at Brigham Young*	L	45-56
M. 6	at Utah*	L	51-63

M. 6	at Utah*	L	51-63
------	----------	---	-------

*MWC Tournament (Denver, Colo.)*

M. 10	vs. Utah	L	51-68
-------	----------	---	-------

M. 10	vs. Utah	L	51-68
-------	----------	---	-------

M. 10	vs. Utah	L	51-68
-------	----------	---	-------

M. 10	vs. Utah	L	51-68
-------	----------	---	-------

*MWC Tournament (Denver, Colo.)*

M. 10	vs. Utah	L	51-68
-------	----------	---	-------

#### 2004-05

**Overall record: 8-20**

**Conference record: 2-12 (Mountain West)**

**Head Coach: Jim Tomey**

N. 23	at San Diego	L	49-64
N. 30	Cal State Stanislaus	W	80-65
D. 4	Northern Colorado	W	68-65
D. 7	at Nevada	L	55-74
D. 11	Washington St. (Peterson Gym)	L	50-55
D. 18	Cal State Fullerton	W	69-43
D. 20	UC Riverside	L	53-65
D. 22	at SMU	L	36-80
D. 28	at Kansas	L	45-71
D. 30	Southern Utah	W	51-37
J. 4	Canisius	L	61-71
J. 7	Eastern Washington	W	63-59



### YEAR-BY-YEAR RESULTS

J. 15	UNLV*	W	76-60
J. 20	at Colorado State*	L	50-63
J. 22	at Wyoming*	L	43-69
J. 27	Air Force*	L	44-48
J. 29	New Mexico*	L	53-72
F. 3	at BYU*	L	49-62
F. 5	at Utah*	L	52-65
F. 10	Utah Valley State	W	91-45
F. 12	at UNLV*	L	54-77
F. 17	Wyoming*	L	66-69
F. 19	Colorado State*	L	49-56
F. 24	at New Mexico*	L	58-78
F. 26	at Air Force*	W	77-61
M. 3	Utah*	L	54-64
M. 5	BYU*	L	61-69
<i>MWC Tournament (Denver, Colo.)</i>			
M. 9	vs. New Mexico	L	52-81

#### 2005-06

**Overall record: 3-24**

**Conference record: 0-16 (Mountain West)**

**Head Coach: Beth Burns**

N. 19	at Wichita State	L	79-91
N. 22	San Diego	L	57-67
N. 26	at UC Riverside	L	66-71
D. 3	at UC Davis	L	36-58
D. 10	at Pepperdine	L	56-70
D. 16	Portland State	W	75-71
D. 20	Boise State	W	54-51
D. 22	Pittsburgh	L	56-78

*San Diego Surf 'N Slam (Cox Arena)*

D. 28	Loyola College	L	43-52
D. 30	UC Davis	W	59-45
J. 5	at Colorado State*	L	65-68
J. 7	Air Force* (OT)	L	59-63
J. 11	Utah*	L	39-76
J. 14	at UNLV*	L	54-71
J. 18	TCU*	L	60-77
J. 21	at BYU*	L	39-64
J. 25	at New Mexico*	L	45-76
J. 28	Wyoming*	L	53-64
F. 4	Colorado State*	L	55-68
F. 8	at Air Force*	L	45-74
F. 11	at Utah*	L	43-78
F. 15	UNLV*	L	48-64
F. 18	at TCU*	L	49-80
F. 22	BYU*	L	49-67
F. 25	New Mexico*	L	48-75
M. 2	at Wyoming*	L	45-78

*MWC Tournament (Denver, Colo.)*

M. 7	Colorado State	L	58-69
------	----------------	---	-------

#### 2006-07

**Overall record: 12-16**

**Conference record: 5-11 (Mountain West)**

**Head Coach: Beth Burns**

N. 14	Nevada	L	62-68
N. 17	UC Davis	W	59-52
N. 19	at San Diego	L	46-76
N. 22	at Utah Valley State	L	44-75
N. 24	at Southern Utah	W	55-52
D. 3	Wichita State (OT)	W	74-73
D. 7	Cal Poly (OT)	W	70-68
D. 10	St. Mary's	W	62-57
D. 21	Pepperdine	W	64-53

*San Diego Surf 'N Slam (Cox Arena)*

D. 28	Brown	W	63-52
D. 30	No. 17/16 George Washington	L	42-76
J. 4	at Utah*	L	48-51
J. 6	at UNLV*	L	54-71
J. 14	Air Force*	W	60-51
J. 17	at Wyoming*	L	47-71
J. 20	Colorado State*	W	75-66
J. 25	Brigham Young*	L	49-54
J. 28	at TCU*	L	57-83
J. 31	at New Mexico*	L	46-76
F. 3	Utah*	W	71-66
F. 8	UNLV*	W	67-54
F. 15	at Air Force*	L	52-60
F. 18	Wyoming*	W	55-47
F. 22	at Colorado State*	L	56-67
F. 24	at Brigham Young*	L	41-65
F. 28	TCU*	L	61-78
M. 3	New Mexico*	L	48-67

*MWC Tournament (Las Vegas, Nev.)*

M. 7	vs. Wyoming	L	44-56
------	-------------	---	-------

#### 2007-08

**Overall record: 18-13**

**Conference record: 7-9 (Mountain West)**

**Head Coach: Beth Burns**

N. 11	at Nevada	W	67-61
N. 17	at St. Mary's	W	83-60
N. 20	Southern Utah	W	86-52

*LMU/Ayres Hotel Tournament (Los Angeles, Calif.)*

N. 23	vs. Indiana State	L	68-75
N. 24	vs. Jackson State	W	63-44
N. 29	at Cal Poly	W	80-70
D. 2	Cal State Fullerton	W	76-45
D. 5	San Diego	W	58-53
D. 18	Navy	W	91-33
D. 21	No. 2/2 Connecticut	L	53-85

*San Diego Surf 'N Slam (Cox Arena)*

D. 28	Quinnipiac	L	59-78
D. 30	Western Michigan	W	77-72
J. 9	at TCU*	L	63-86
J. 12	New Mexico*	L	47-60
J. 16	at Utah*	L	62-74
J. 19	at No. 20/21 Wyoming*	L	49-65
J. 23	BYU*	W	62-39
J. 26	at UNLV*	W	75-55
J. 30	Colorado State*	W	86-52
F. 6	at Air Force*	W	62-45
F. 9	TCU*	L	54-75
F. 13	at New Mexico*	L	54-63
F. 16	No. 19/20 Utah*	L	51-63
F. 20	Wyoming*	L	44-55
F. 23	at BYU*	L	43-46
F. 27	UNLV*	W	68-50
M. 1	at Colorado State*	W	76-56
M. 8	Air Force*	W	64-34

*MWC Tournament (Las Vegas, Nev.)*

M. 12	vs. Wyoming	W	66-54
M. 14	vs. TCU	W	69-67
M. 15	vs. New Mexico	L	59-62

#### 2008-09

**Overall record: 24-8**

**Conference record: 13-3 (Mountain West)**

**Head Coach: Beth Burns**

N. 14	Northwestern State	W	67-47
-------	--------------------	---	-------

N. 16	at Long Beach State	W	67-69
N. 20	at No. 1/1 Connecticut	L	55-99
N. 25	at San Diego	L	60-63

*Waikiki Beach Marriott Classic (Honolulu, Hawaii)*

N. 28	at Hawaii'i	W	71-48
N. 29	vs. Prairie View A&M	W	58-53
N. 30	vs. No. 25/22 Iowa State	L	71-87
D. 4	UC Riverside	W	54-52
D. 11	Montana State	W	85-70
D. 21	Loyola Marymount	W	85-70

*San Diego Surf 'N Slam (Cox Arena)*

D. 28	Sacramento State	W	75-47
D. 30	No. 4/4 Texas	W	60-55
J. 7	Air Force*	W	79-28
J. 11	at Utah*	L	52-58
J. 14	Wyoming*	W	49-42
J. 21	at No. 23 New Mexico*	W	57-52
J. 24	BYU*	W	56-36
J. 28	at TCU*	L	62-65
J. 31	Colorado State*	W	62-61
F. 4	UNLV*	W	83-58
F. 7	at Air Force*	W	55-37
F. 11	Utah*	W	55-49
F. 15	at Wyoming*	L	61-64
F. 21	New Mexico*	W	75-64
F. 25	at BYU*	W	59-47
F. 28	TCU*	W	68-63
M. 4	at Colorado State*	W	68-66
M. 7	at UNLV*	W	61-55

*MWC Tournament (Las Vegas, Nev.)*

M. 13	at UNLV	W	71-63
M. 14	vs. Utah	L	58-63

*NCAA Tournament (Cox Arena)*

M. 21	DePaul	W	76-70
M. 23	No. 2/2 Stanford	L	49-77

#### 2009-10

**Overall record: 23-11**

**Conference record: 10-6 (Mountain West)**

**Head Coach: Beth Burns**

N. 13	at UC Irvine	W	64-42
N. 17	San Diego	W	79-42

*JHG Jam (Viejas Arena)*

N. 21	Arizona	W	57-38
-------	---------	---	-------

*U.S. Virgin Islands Paradise Jam (Charlotte Amalie, St. Thomas)*

N. 26	vs. No. 5/6 Notre Dame	L	79-84
N. 27	vs. No. 20/17 Oklahoma	L	48-87
N. 28	vs. South Carolina	L	55-58
D. 4	at UC Riverside	W	66-59
D. 8	Pepperdine (OT)	L	61-62
D. 11	Long Beach State	W	67-62
D. 21	at Loyola Marymount	W	75-54

*San Diego Surf 'N Slam (Viejas Arena)*

D. 28	Wake Forest	W	63-62
D. 30	Auburn	W	66-55
J. 6	at New Mexico*	W	61-39
J. 9	Wyoming*	W	65-50
J. 13	UNLV*	W	70-41
J. 16	at No. 22/rv TCU*	L	63-80
J. 20	Utah*	W	51-42
J. 23	at Brigham Young*	L	63-73
J. 30	Colorado State*	W	59-38
F. 3	at Air Force*	W	68-48
F. 6	New Mexico*	L	58-65
F. 10	at Wyoming*	L	51-63
F. 13	at UNLV*	L	59-66



**Kim Spinardi played on two NCAA tournament teams and helped SDSU go 77-48 during her four-year career.**

F. 16	No. 23/25 TCU*	W	84-61
F. 21	at Utah*	L	55-73
F. 24	Brigham Young*	W	73-71
M. 3	at Colorado State*	W	73-54
M. 6	Air Force*	W	87-52

*MWC Tournament (Las Vegas, Nev.)*

M. 10	vs. Wyoming	W	60-51
M. 12	vs. Brigham Young	W	77-47
M. 13	vs. Utah (OT)	W	70-60

*NCAA First & Second Rounds (Austin, Texas)*

M. 21	at No. 17/20 Texas	W	74-63
M. 23	vs. No. 10/10 West Virginia	W	64-55

*NCAA Memphis Regional (Memphis, Tenn.)*

M. 27	vs. No. 6/6 Duke	L	58-66
-------	------------------	---	-------

**2010-11**

**Overall record: 12-17**

**Conference record: 6-10 (Mountain West)**

**Head Coach: Beth Burns**

N. 12	at No. 16/15 UCLA	L	48-55
N. 17	Cal State Bakersfield	L	62-73
N. 23	UC Irvine	L	66-68

*Nugget Classic (Reno, Nev.)*

N. 26	vs. Minnesota	W	61-59
N. 27	at Nevada	L	61-63
N. 30	at San Diego (OT)	W	72-63
D. 7	at Pepperdine	W	75-61

*Women of Troy Basketball Classic (Los Angeles, Calif.)*

D. 18	vs. Dayton	W	74-62
D. 19	at USC	L	64-74
D. 21	Washington State	W	66-57

*San Diego Surf 'N Slam (Viejas Arena)*

D. 28	Texas-San Antonio	W	72-52
D. 30	Texas A&M	L	52-96
J. 5	TCU*	L	47-49
J. 8	Utah* (OT)	L	67-70
J. 11	at UNLV*	W	55-52
J. 15	New Mexico*	W	56-53
J. 19	at Air Force*	L	58-61
J. 26	Brigham Young*	L	55-66
J. 29	at Wyoming*	L	51-59
F. 2	Colorado State*	L	51-56
F. 5	at TCU	L	52-63
F. 9	at Utah*	W	50-49
F. 12	UNLV*	W	77-60
F. 15	at New Mexico	W	50-44

F. 19	Air Force*	W	68-50
F. 26	at Brigham Young*	L	52-56
M. 2	Wyoming*	L	50-63
M. 5	at Colorado State*	L	51-66
<i>MWC Tournament (Las Vegas, Nev.)</i>			
M. 8	vs. New Mexico	L	57-65

**2011-12**

**Overall record: 25-7**

**Conference record: 12-2 (Mountain West)**

**Head Coach: Beth Burns**

N. 14	Arkansas-Pine Bluff	W	86-43
-------	---------------------	---	-------

*Rainbow Wahine Classic (Honolulu, Hawaii)*

N. 18	vs. No. 18/18 DePaul	W	79-84
N. 19	at Hawaii'i	W	71-44
N. 20	vs. Portland	L	58-59
N. 26	Washington	W	63-51
N. 30	at UCLA	L	71-78
D. 2	at Washington State	L	50-65
D. 8	San Diego	L	45-56
D. 16	at UC Irvine	W	76-57
D. 21	Cal Poly	W	79-78

*San Diego Surf 'N Slam (Viejas Arena)*

D. 28	UNC Greensboro	W	47-36
D. 30	Penn	W	51-37
J. 4	Longwood	W	79-37
J. 7	Cal State Bakersfield	W	74-60

J. 11	TCU*	W	61-46
-------	------	---	-------

J. 14	at UNLV* (OT)	W	66-62
-------	---------------	---	-------

J. 18	New Mexico*	W	77-47
-------	-------------	---	-------

J. 21	at Air Force*	W	75-62
-------	---------------	---	-------

J. 24	Wyoming*	W	56-45
-------	----------	---	-------

J. 28	Colorado State*	W	66-57
-------	-----------------	---	-------

F. 1	at Boise State*	W	69-59
------	-----------------	---	-------

F. 4	at TCU*	L	39-58
------	---------	---	-------

F. 11	UNLV*	W	77-64
-------	-------	---	-------

F. 15	at New Mexico*	W	57-44
-------	----------------	---	-------

F. 18	Air Force*	W	59-46
-------	------------	---	-------

F. 21	at Wyoming*	W	68-55
-------	-------------	---	-------

F. 25	at Colorado State*	L	61-65
-------	--------------------	---	-------

F. 29	Boise State*	W	58-41
-------	--------------	---	-------

*MW Tournament (Las Vegas, Nev.)*

M. 7	vs. Air Force	W	68-58
------	---------------	---	-------

M. 9	vs. Brigham Young	W	73-55
------	-------------------	---	-------

M.10	vs. New Mexico	W	57-43
------	----------------	---	-------

*NCAA First Round (Baton Rouge, La.)*

M. 18	at LSU	L	56-64
-------	--------	---	-------

**2012-13**

**Overall record: 27-7**

**Conference record: 15-1 (Mountain West)**

**Head Coach: Beth Burns**

N. 10	at UCLA	L	52-66
-------	---------	---	-------

N. 14	UC Irvine	W	63-53
-------	-----------	---	-------

N. 18	Cal State Dominguez Hills	W	66-30
-------	---------------------------	---	-------

*Omni Hotels Classic (Boulder, Colo.)*

N. 23	vs. Auburn	W	78-57
-------	------------	---	-------

N. 24	at Colorado	L	53-67
-------	-------------	---	-------

N. 30	USC	W	80-46
-------	-----	---	-------

D. 5	at Washington	L	58-59
------	---------------	---	-------

D. 8	at San Diego	W	58-54
------	--------------	---	-------

D. 16	at Cal Poly	W	73-57
-------	-------------	---	-------

D. 19	Fresno Pacific	W	90-41
-------	----------------	---	-------

*San Diego Surf 'N Slam (Viejas Arena)*

D. 28	SMU	W	88-72
-------	-----	---	-------

D. 30	No. 14/13 Oklahoma State	L	72-80
-------	--------------------------	---	-------

J. 2	Savannah State	W	72-51
------	----------------	---	-------

J. 9	Fresno State*	L	72-80
------	---------------	---	-------

J. 13	at Colorado State*	W	48-44
-------	--------------------	---	-------

J. 16	at UNLV*	W	74-60
-------	----------	---	-------

J. 19	Wyoming*	W	66-43
-------	----------	---	-------

J. 23	Nevada*	W	69-57
-------	---------	---	-------

J. 26	at New Mexico*	W	63-39
-------	----------------	---	-------

F. 2	Air Force*	W	68-46
------	------------	---	-------

F. 6	at Boise State*	W	64-40
------	-----------------	---	-------

F. 9	at Fresno State*	W	74-49
------	------------------	---	-------

F. 13	Colorado State*	W	60-44
-------	-----------------	---	-------

F. 17	UNLV*	W	86-50
-------	-------	---	-------

F. 20	at Wyoming*	W	57-51
-------	-------------	---	-------

F. 23	at Nevada*	W	58-45
-------	------------	---	-------

F. 27	New Mexico*	W	72-44
-------	-------------	---	-------

M. 6	at Air Force*	W	73-55
------	---------------	---	-------

M. 9	Boise State*	W	86-45
------	--------------	---	-------

*MW Tournament (Las Vegas, Nev.)*

M. 14	vs. Nevada	W	67-39
-------	------------	---	-------

M. 15	vs. New Mexico	W	67-39
-------	----------------	---	-------

M. 16	vs. Fresno State	L	70-76
-------	------------------	---	-------

*WNIT First Round (Viejas Arena)*

M. 20	UC Santa Barbara	W	69-46
-------	------------------	---	-------

*WNIT Second Round (Provo, Utah)*

M. 23	at Brigham Young	L	58-69
-------	------------------	---	-------

**2013-14**

**Overall record: 13-17**

**Conference record: 9-9 (Mountain West)**

**Head Coach: Stacie Terry**

N. 10	at Sacramento State	L	89-93
-------	---------------------	---	-------

N. 13	at USC	L	61-65
-------	--------	---	-------

N. 18	San Diego	L	45-48
-------	-----------	---	-------

N. 23	No. 19/14 South Carolina	L	54-88
-------	--------------------------	---	-------

N. 30	at UC Santa Barbara	W	71-67
-------	---------------------	---	-------

D. 3	at No. 23/20 Texas A&M	L	35-72
------	------------------------	---	-------

D. 15	UCLA	L	55-56
-------	------	---	-------

D. 19	Miami (OH)	W	75-64
-------	------------	---	-------

*San Diego Surf 'N Slam (Viejas Arena)*

D. 28	UC Riverside	W	58-57
-------	--------------	---	-------

D. 30	North Carolina State	L	67-84
-------	----------------------	---	-------

J. 2	Colorado State*	L	61-64
------	-----------------	---	-------

J. 8	at Boise State*	L	64-73
------	-----------------	---	-------

J. 11	Air Force*	W	72-39
-------	------------	---	-------

J. 15	at Fresno State*	W	70-69
-------	------------------	---	-------

J. 18	at UNLV*	L	59-74
-------	----------	---	-------

J. 22	San José State*	W	88-65
-------	-----------------	---	-------

J. 25	Utah State*	W	88-72
-------	-------------	---	-------

F. 1	at Colorado State*	L	48-95
------	--------------------	---	-------

F. 5	Boise State*	W	75-65
------	--------------	---	-------

F. 8	at Nevada*	L	65-84
------	------------	---	-------

F. 12	Wyoming*	L	60-69
-------	----------	---	-------

F. 15	at Air Force*	W	77-66
-------	---------------	---	-------

F. 19	at Utah State*	L	69-79
-------	----------------	---	-------

F. 22	New Mexico*	W	53-48
-------	-------------	---	-------

F. 26	at San José State*	W	77-63
-------	--------------------	---	-------

M. 1	Fresno State*	L	63-67
------	---------------	---	-------

M. 4	UNLV*	W	64-63
------	-------	---	-------

M. 7	at New Mexico	L	46-62
------	---------------	---	-------

*MW Tournament (Las Vegas, Nev.)*

M. 10	vs. Air Force	W	63-56
-------	---------------	---	-------

M. 11	vs. Nevada	L	48-53
-------	------------	---	-------



### MW TOURNEY CHAMPS



**2012 MW TOURNAMENT CHAMPIONS**  
**Las Vegas, Nev. (Thomas & Mack Center), March 7-10**  
 San Diego State 68, Air Force 58  
 San Diego State 73, Wyoming 55  
**Championship:** San Diego State 57, New Mexico 43

**LAS VEGAS** - San Diego State claimed its second Mountain West championship and earned its third trip to the NCAA tournament in the last four years with a 57-43 victory over New Mexico at the Thomas & Mack Center. The Aztecs moved to 25-6 overall with the win, while the seventh-seeded Lobos concluded their season with an 11-20 mark.

SDSU was led by Courtney Clements, who scored a game-high 16 points and added six rebounds and two assists, while Chelsea Hopkins recorded 14 points, four assists and four steals in 29 minutes to capture MVP honors. Malia Nahinu, who joined Clements and Hopkins on the all-tournament squad, grabbed a game-best eight boards and blocked four shots.

Neither side shot well most of the afternoon, as the sides combined for just 16 points through the first 10 minutes of the game. UNM scored the first basket of the game, but then never led again, as the Aztecs were up by as many as 15 points at 19-4 by the 7:06 mark. The Lobos used a 6-0 run to cut into their deficit and only trailed by seven at the break.

New Mexico came out strong out of the locker room, narrowing the gap to just four points at 26-22 on a Lauren Taylor three-point play, but the Aztecs countered immediately with a triple from freshman Ahjalee Harvey and were eventually back up by double-figures with 12 minutes remaining in the championship.

SDSU received six points from Desi Culberson during a key 10-1 spurt to build its largest lead at 41-25 and eventually went on to claim the title by a 14-point margin at 57-43.

The Aztecs shot 48 percent from the field and 90 percent at the line in the second half and dominated the glass by a 45-29 margin. The victory was the first in seven chances at the Mountain West tournament over the Lobos.

UNM	FG	3FG	FT	REB	F	TP	A	T	B	S	MP
Taylor	4-8	1-5	5-5	5	0	14	1	4	0	1	28
Nelson	1-7	1-3	4-4	3	2	7	2	3	0	1	37
Erskine	0-3	0-0	2-4	4	4	2	1	1	0	1	17
Jackson	0-0	0-0	0-0	1	1	0	1	2	0	0	16
Torrance	5-12	0-0	2-6	6	3	12	1	1	3	2	36
Durbin	3-13	0-6	0-0	3	2	6	2	2	0	0	38
Rhoades	0-1	0-0	0-0	0	0	0	0	1	0	0	2
Muraida	0-0	0-0	0-0	0	0	0	0	0	0	0	1
Nnaji	0-1	0-0	1-2	5	3	1	1	2	0	0	23
Parker	0-0	0-0	1-2	0	0	1	0	0	0	0	1
Stark	0-0	0-0	0-0	0	1	0	0	0	0	0	1
TEAM				2							
<b>TOTALS</b>	<b>13-45</b>	<b>2-14</b>	<b>15-23</b>	<b>29</b>	<b>16</b>	<b>43</b>	<b>9</b>	<b>16</b>	<b>3</b>	<b>5</b>	<b>200</b>
Pct.	28.9	14.36	5.2								
<b>SDSU</b>	<b>FG</b>	<b>3FG</b>	<b>FT</b>	<b>REB</b>	<b>F</b>	<b>TP</b>	<b>A</b>	<b>T</b>	<b>B</b>	<b>S</b>	<b>MP</b>
Tutt	0-1	0-0	0-2	3	0	0	0	1	0	0	26
Nahinu	1-3	0-0	4-4	8	3	6	1	2	4	0	24
Hopkins	5-12	0-1	4-7	5	3	14	4	2	0	4	29
Stamps	2-6	0-1	2-3	2	1	6	0	1	0	0	22
Clements	7-18	2-9	0-0	6	2	16	2	3	0	1	27
Sweat	0-0	0-0	2-4	0	1	2	0	1	0	0	6
Harvey	1-5	1-4	0-0	3	0	3	0	3	0	1	11
Culberson	3-6	0-1	2-4	4	2	8	1	0	1	2	17
Clark	0-1	0-1	0-0	1	3	0	0	0	0	1	13
Griffin	0-2	0-0	2-2	2	1	2	3	0	0	1	11
Amarikwa	0-0	0-0	0-1	3	3	0	0	1	0	1	14
TEAM				8							
<b>TOTALS</b>	<b>19-54</b>	<b>3-17</b>	<b>16-27</b>	<b>45</b>	<b>19</b>	<b>57</b>	<b>11</b>	<b>14</b>	<b>5</b>	<b>11</b>	<b>200</b>
Pct.	35.2	17.6	59.3								

Technical fouls: N/A  
 Attendance: 4,872

Score by Periods	1st	2nd	Total
New Mexico	15	28	43
San Diego State	22	35	57



**2010 MWC TOURNAMENT CHAMPIONS**  
**Las Vegas, Nev. (Thomas & Mack Center), March 8-12**  
 San Diego State 60, Wyoming 51  
 San Diego State 77, Brigham Young 47  
**Championship:** San Diego State 70, Utah 60 (OT)

**LAS VEGAS** - San Diego State outscored Utah 12-2 in overtime to cap a dramatic rally, giving the Aztecs their first Mountain West Conference tournament title with a 70-60 victory at the Thomas & Mack Center in Las Vegas. SDSU claimed the league's automatic bid to the NCAA tournament, improving to 21-10 overall and avenging last year's loss to the Utes in the same MWC championship contest.

Aztec seniors Jené Morris and Quenese Davis combined to score 43 of the team's 70 points, including 16 of the final 22, and also chipped in 12 assists and five steals together. Junior Paris Johnson had 10 points and a team-best seven rebounds and three blocks and classmate Coco Davis tallied three steals.

San Diego State got off to a quick start, jumping ahead by nine points twice, including at the 14:31 mark. Utah would eventually catch up and take its first advantage of the afternoon only four minutes later at 17-16. Five ties and six lead changes later, the Utes headed into the locker room up 34-33 on a last-second 3-point heave by Kalee Whipple.

Utah was up by as many as eight points in the second half, including at 56-48 with four minutes left. From there, the SDSU defense proved stifling, limiting the Utes to only two points - both from the free throw line - as the Aztecs tied the game at 58 on a basket by Coco Davis with 1:04 remaining to send the game into overtime.

San Diego State dominated the extra time, scoring first on a rebound basket by Allison Duffy and forcing Utah into four turnovers and four missed shots from the field. The Aztecs converted two of those giveaways into points and went on to outscore the Utes 12-2 to come away with the win.

UTAH	FG	3FG	FT	REB	F	TP	A	T	B	S	MP
Whipple	5-22	3-8	2-2	9	2	15	3	2	0	2	45
Sawyer	3-7	0-1	0-0	11	2	6	1	4	2	0	41
Wicijowski	7-12	0-0	5-6	7	3	19	0	3	0	2	42
Badon	3-8	0-1	2-2	2	2	8	4	4	0	1	43
Messer	1-2	1-2	0-0	0	2	3	1	1	0	0	22
Rodrigues	3-5	1-1	2-2	0	0	9	1	3	0	0	25
Rolniak	0-0	0-0	0-0	0	0	0	0	1	0	0	7
TEAM				3				2			
<b>TOTALS</b>	<b>22-56</b>	<b>5-13</b>	<b>11-12</b>	<b>32</b>	<b>11</b>	<b>60</b>	<b>10</b>	<b>20</b>	<b>2</b>	<b>5</b>	<b>225</b>
Pct.	39.3	38.5	91.7								
<b>SDSU</b>	<b>FG</b>	<b>3FG</b>	<b>FT</b>	<b>REB</b>	<b>F</b>	<b>TP</b>	<b>A</b>	<b>T</b>	<b>B</b>	<b>S</b>	<b>MP</b>
Bradley	3-5	0-0	2-2	4	2	8	0	2	0	0	27
Johnson	5-9	0-0	0-2	7	2	10	2	1	3	1	38
Davis, C.	2-4	1-2	0-0	4	0	5	3	2	0	3	44
Davis, Q.	9-15	2-4	2-2	2	4	22	6	1	0	2	43
Morris	9-18	0-3	3-4	2	2	21	6	5	0	3	44
Duffy, As.	0-0	0-0	0-0	0	0	0	0	0	0	0	3
Duffy, Al.	2-4	0-1	0-0	4	3	4	1	2	0	2	22
Tutt	0-0	0-0	0-0	1	1	0	0	0	0	0	4
TEAM				1				1			
<b>TOTALS</b>	<b>30-55</b>	<b>3-10</b>	<b>7-10</b>	<b>25</b>	<b>14</b>	<b>70</b>	<b>18</b>	<b>14</b>	<b>3</b>	<b>11</b>	<b>225</b>
Pct.	54.4	30.0	70.0								

Technical fouls: N/A  
 Attendance: 3,829

Score by Periods	1st	2nd	OT	Total
Utah	34	24	2	60
San Diego State	33	25	12	70



#### 1994 WAC TOURNAMENT CHAMPIONS

Salt Lake City, Utah (Huntsman Center), March 9-12

San Diego State 95, New Mexico 60

San Diego State 73, Fresno State 53

**Championship:** San Diego State 51, Colorado State 47

**SALT LAKE CITY** - SDSU used a 16-point performance from tournament MVP Christina Murguia to claim the 1994 WAC championship, 51-47, over Colorado State.

The Aztecs shot just over 33 percent from the field, but Murguia's basket with 1:01 remaining gave her team a four-point lead at 49-45. An offensive rebound by Falisha Wright with 15 seconds left and two game-icing free throws by her sister Lakeysa Wright with 8.2 seconds secured the Aztec victory.

SDSU trailed by just one at the break, but then fell behind the Rams 35-32 in the opening part of the second half. Murguia, however, provided the spark off the bench, turning a one-point Aztec deficit into the lead with consecutive jumpers from the top of the key, followed by a steal, which led to a layup by teammate Tammy Blackburn.

With the win, SDSU tied the school record for victories and completed the sweep of both the WAC regular season and tournament titles. The Aztecs would go on to play host to the NCAA first and second rounds at Peterson Gym.

CSU	FG	3FG	FT	REB	F	TP	A	I	B	S	MP
Meadows	2-9	0-0	2-2	9	2	6	1	2	0	0	27
Dominguez	1-2	0-0	0-0	1	2	2	4	6	0	0	40
Bainum	4-7	0-1	0-0	6	2	8	1	1	0	0	33
Smith	4-8	0-1	2-2	12	0	10	3	6	0	1	39
James	5-16	0-0	2-2	2	2	12	2	3	1	1	27
Brunner	3-7	1-3	0-0	3	3	7	1	1	0	0	23
Wormal	1-1	0-0	0-0	1	1	2	0	0	0	1	11
TEAM				4				1			
<b>TOTALS</b>	<b>20-50</b>	<b>1-5</b>	<b>6-6</b>	<b>38</b>	<b>12</b>	<b>47</b>	<b>12</b>	<b>20</b>	<b>1</b>	<b>3</b>	<b>200</b>
Pct.	40.0	20.0	1.000								

SDSU	FG	3FG	FT	REB	F	TP	A	I	B	S	MP
Wright	3-14	1-1	0-0	7	1	7	9	1	1	4	39
Blackburn	3-7	0-0	0-0	6	0	6	2	2	0	0	30
Epps	3-15	0-0	1-6	8	1	7	0	1	0	1	32
Johnson	1-4	0-0	0-0	2	0	2	1	2	0	1	22
Suman	3-8	0-0	3-4	5	3	9	1	3	2	1	28
Wright, L.	0-0	0-0	2-2	1	2	2	1	1	0	1	10
Murguia	8-14	0-0	0-0	5	3	16	3	2	0	2	30
DiCamilli	1-4	0-0	0-0	1	0	2	0	0	0	0	9
TEAM				2							
<b>TOTALS</b>	<b>22-66</b>	<b>1-1</b>	<b>6-12</b>	<b>37</b>	<b>10</b>	<b>51</b>	<b>17</b>	<b>12</b>	<b>3</b>	<b>10</b>	<b>200</b>
Pct.	33.3	1.000	50.0								

Technical fouls: N/A  
Attendance: 1,126

Score by Periods	1st	2nd	Total
Colorado State	27	20	47
San Diego State	26	25	51



#### 1997 WAC TOURNAMENT CHAMPIONS

Las Vegas, Nev. (Thomas & Mack Center), March 5-8

San Diego State 57, New Mexico 50

San Diego State 74, Hawai'i 48

**Championship:** San Diego State 56, Utah 50

**LAS VEGAS** - San Diego State won its second WAC tournament title by defeating the University of Utah, 56-50, in the championship game.

The Aztecs, who trailed most of the game, entered the halftime locker room down, 27-23. SDSU opened the second half on a 9-5 run to cut the score to 34-32, but the Utes managed to rebuild their lead to five at 43-38 with 12:33 left in the game. From that point, SDSU went on a 9-3 run to take its first lead of the game, 44-43, with 10:47 left.

After exchanging baskets with Utah, the Aztecs took the lead for good, holding the Utes to just one field goal in the last 10:39 of the game. Pacing the Aztecs was Jodi Nowlin-Tres, who scored a team-high 19 points and eight rebounds. Also scoring in double figures was Falisha Wright (15) and junior forward Olivia DiCamilli (12).

SDSU	FG	3FG	FT	REB	F	TP	A	I	B	S	MP
Bale	1-2	0-0	0-0	0	1	2	1	0	0	1	11
Harris	1-7	0-0	2-2	1	4	4	1	1	0	0	27
Nowlin-Tres	8-15	1-2	2-3	8	3	19	1	2	1	6	40
Wright	5-9	1-1	4-6	5	1	15	6	6	0	3	40
DiCamilli	5-8	0-0	2-5	6	2	12	1	1	1	2	39
Rucker	0-2	0-1	0-1	1	0	0	2	2	0	1	14
Woods	1-7	0-0	2-2	8	1	4	2	4	0	0	29
TEAM				1							
<b>TOTALS</b>	<b>21-50</b>	<b>2-4</b>	<b>12-19</b>	<b>30</b>	<b>12</b>	<b>56</b>	<b>14</b>	<b>18</b>	<b>2</b>	<b>13</b>	<b>200</b>
Pct.	42.0	50.0	63.2								

UTAH	FG	3FG	FT	REB	F	TP	A	I	B	S	MP
Krommenhoek	7-15	5-12	2-3	2	2	21	2	5	0	1	40
King-Noel	4-6	0-0	2-4	9	1	10	4	3	0	0	36
Works, Sara	7-11	0-0	0-1	5	3	14	0	0	2	3	33
Bills	1-7	0-3	0-1	7	2	2	7	7	0	1	39
Thueson	0-2	0-2	0-0	2	4	0	1	3	0	1	16
Fuertes	0-0	0-0	0-0	1	1	0	4	6	0	1	22
Red	1-1	0-0	0-0	0	0	2	0	0	0	0	3
Thill	0-0	0-0	1-1	0	1	1	0	0	0	1	5
Rose	0-0	0-0	0-0	1	2	0	0	0	0	0	6
TEAM				2							
<b>TOTALS</b>	<b>20-42</b>	<b>5-17</b>	<b>5-10</b>	<b>29</b>	<b>16</b>	<b>50</b>	<b>18</b>	<b>24</b>	<b>2</b>	<b>8</b>	<b>200</b>
Pct.	47.6	29.4	50.0								

Technical fouls: N/A  
Attendance: 2,177

Score by Periods	1st	2nd	Total
San Diego State	23	33	56
Utah	27	22	50

### POSTSEASON HISTORY

#### NCAA Tournament (6-9)

**1984 (1-1)**  
**NCAA West Regional First Round, March 16**  
 San Diego, Calif. (Peterson Gym)  
 San Diego State 70, Oregon 63

**NCAA West Regional Semifinals, March 22**  
 Los Angeles, Calif. (L.A. Sports Arena)  
 Long Beach State 91, San Diego State 73 (OT)

**1985 (1-1)**  
**NCAA Midwest Regional First Round, March 15**  
 Las Vegas, Nev. (Thomas & Mack Center)  
 San Diego State 70, UNLV 68

**NCAA Midwest Regional Semifinals, March 22**  
 Monroe, La. (Ewing Coliseum)  
 Louisiana Tech 94, San Diego State 64

**1993 (0-1)**  
**NCAA West Regional First Round, March 19**  
 Athens, Ga. (Georgia Coliseum)  
 Georgia 85, San Diego State 68

**1994 (1-1)**  
**NCAA West Regional First Round, March 18**  
 San Diego, Calif. (Peterson Gym)  
 San Diego State 81, Hawaii 75

**NCAA West Regional Second Round, March 20**  
 San Diego, Calif. (Peterson Gym)  
 Texas A&M 75, San Diego State 72 (OT)

**1995 (0-1)**  
**NCAA West Regional First Round, March 16**  
 San Diego, Calif. (Peterson Gym)  
 Montana 57, San Diego State 46

**1997 (0-1)**  
**NCAA Midwest Regional First Round, March 15**  
 Knoxville, Tenn. (Thompson-Boling Arena)  
 Oregon 80, San Diego State 68

**2009 (1-1)**  
**NCAA First Round, March 21**  
 San Diego, Calif. (Cox Arena)  
 San Diego State 76, DePaul 70

**NCAA Second Round, March 23**  
 San Diego, Calif. (Cox Arena)  
 Stanford 77, San Diego State 49

**2010 (2-1)**  
**NCAA First Round, March 21**  
 Austin, Texas (Frank Erwin Center)  
 San Diego State 74, Texas 63

**NCAA Second Round, March 23**  
 Austin, Texas (Frank Erwin Center)  
 San Diego State 64, West Virginia 55

**NCAA Memphis Regional, March 27**  
 Memphis, Tenn. (FedExForum)  
 Duke 66, San Diego State 58

**2012 (0-1)**  
**NCAA First Round, March 18**  
 Baton Rouge, La. (Pete Maravich Assembly Center)  
 LSU 64, San Diego State 56

#### AIAW Tournament (1-2)

**1981 (1-2)**  
**AIAW Western Regionals, March 12-14**  
 Malibu, Calif. (Pepperdine University)  
 San Diego State 77, California 64  
 Long Beach State 71, San Diego State 56  
 UCLA 61, San Diego State 54 (Consolation)

#### Women's NIT (3-2)

**1989 (2-1)**  
**WNIT First Round, March 23**  
 Amarillo, Texas (Cal Farley Coliseum)  
 San Diego State 99, Radford 92 (2OT)

**WNIT Second Round, March 24**  
 Amarillo, Texas (Cal Farley Coliseum)  
 San Diego State 97, Murray St. 81

**WNIT Final, March 25**  
 Amarillo, Texas (Cal Farley Coliseum)  
 Oregon 67, San Diego State 64

**2013 (1-1)**  
**WNIT First Round, March 20**  
 San Diego, Calif. (Viejas Arena)  
 San Diego State 69, UC Santa Barbara 46

**WNIT Second Round, March 23**  
 Provo, Utah (Marriott Center)  
 Brigham Young 69, San Diego State 58

#### Conference Tournaments (25-23)

■ **PACIFIC COAST ATHLETIC ASSOCIATION (3-3)**  
**1986 (1-1)**  
 Long Beach, Calif./Inglewood, Calif., March 6-8  
 San Diego State 73, UC Irvine 56  
 Long Beach State 116, San Diego State 74

**1987 (1-1)**  
 Long Beach, Calif./Inglewood, Calif., March 5-6  
 San Diego State 68, Hawaii 62  
 Long Beach State 108, San Diego State 74

**1988 (1-1)**  
 Long Beach, Calif./Inglewood, Calif., March 10-11  
 San Diego State 64, Fresno State 60  
 Long Beach State 94, San Diego State 78

■ **BIG WEST CONFERENCE (0-2)**  
**1989 (0-1)**  
 Long Beach, Calif. (Long Beach Arena), March 9  
 Cal State Fullerton 68, San Diego State 60

**1990 (0-1)**  
 Long Beach, Calif. (Long Beach Arena), March 7  
 San Jose State 81, San Diego State 59

■ **WESTERN ATHLETIC CONFERENCE (11-5)**  
**1991 (0-1)**  
 Laramie, Wyo. (Arena Auditorium), March 8  
 Creighton 78, San Diego State 75

**1992 (1-1)**  
 Salt Lake City, Utah (Huntsman Center), March 12-13  
 San Diego State 66, Wyoming 58  
 Creighton 89, San Diego State 66

**1993 (1-1)**  
 Salt Lake City, Utah (Huntsman Center), March 10-12  
 San Diego State 62, Fresno State 38  
 Utah 74, San Diego State 56

**1994 (3-0) WAC Tournament Champions**  
 Salt Lake City, Utah (Huntsman Center), March 9-12  
 San Diego State 95, New Mexico 60  
 San Diego State 73, Fresno State 53  
 San Diego State 51, Colorado State 47

**1995 (2-1) WAC Tournament Runner-Up**  
 Albuquerque, N.M. (University Arena), March 8-11  
 San Diego State 57, New Mexico 39  
 San Diego State 71, Texas-El Paso 49  
 Utah 64, San Diego State 57

**1996 (1-1)**  
 Albuquerque, N.M. (University Arena), March 6-8  
 San Diego State 69, Fresno State 48  
 Colorado State 64, San Diego State 58

**1997 (3-0) WAC Tournament Champions**  
 Las Vegas, Nev. (Thomas & Mack Center), March 5-8  
 San Diego State 57, New Mexico 50  
 San Diego State 74, Hawaii 48  
 San Diego State 56, Utah 50

■ **MOUNTAIN WEST (11-11)**  
**2000 (0-1)**  
 Las Vegas, Nev. (Thomas & Mack Center), March 8  
 Brigham Young 78, San Diego State 37

**2001 (0-1)**  
 Las Vegas, Nev. (Thomas & Mack Center), March 7  
 New Mexico 55, San Diego State 49

**2002 (0-1)**  
 Las Vegas, Nev. (Thomas & Mack Center), March 6  
 New Mexico 65, San Diego State 52

**2003 (0-1)**  
 Las Vegas, Nev. (Thomas & Mack Center), March 12  
 New Mexico 54, San Diego State 49

**2004 (0-1)**  
 Denver, Colo. (Pepsi Center), March 10  
 Utah 68, San Diego State 51

**2005 (0-1)**  
 Denver, Colo. (Pepsi Center), March 9  
 New Mexico 81, San Diego State 52

**2006 (0-1)**  
 Denver, Colo. (Pepsi Center), March 7  
 Colorado State 69, San Diego State 58

**2007 (0-1)**  
 Las Vegas, Nev. (Thomas & Mack Center), March 7  
 Wyoming 56, San Diego State 44

**2008 (2-1) MWC Tournament Runner-Up**  
 Las Vegas, Nev. (Thomas & Mack Center), March 12-15  
 San Diego State 66, Wyoming 54  
 San Diego State 69, TCU 67  
 New Mexico 62, San Diego State 59

**2009 (1-1) MWC Tournament Runner-Up**  
 Las Vegas, Nev. (Thomas & Mack Center), March 13-14  
 San Diego State 71, UNLV 63  
 Utah 63, San Diego State 58

**2010 (3-0) MWC Tournament Champions**  
 Las Vegas, Nev. (Thomas & Mack Center), March 8-12  
 San Diego State 60, Wyoming 51  
 San Diego State 77, Brigham Young 47  
 San Diego State 70, Utah 60 (OT)

**2011 (0-1)**  
 Las Vegas, Nev. (Thomas & Mack Center), March 8-12  
 New Mexico 65, San Diego State 57

**2012 (3-0) MW Tournament Champions**  
 Las Vegas, Nev. (Thomas & Mack Center), March 7-10  
 San Diego State 68, Air Force 58  
 San Diego State 73, Wyoming 55  
 San Diego State 57, New Mexico 43

**2013 (2-1) MW Tournament Runner-Up**  
 Las Vegas, Nev. (Thomas & Mack Center), March 12-16  
 San Diego State 67, Nevada 39  
 San Diego State 67, New Mexico 39  
 Fresno State 76, San Diego State 70

**2014 (1-1)**  
 Las Vegas, Nev. (Thomas & Mack Center), March 10-15  
 San Diego State 63, Air Force 56  
 Nevada 53, San Diego State 48



**AAA**  
 Apiafi, Mary..... 1999-00  
**Amarikwa, Erimma**..... 2012-13  
 Arceneaux, Shelda..... 1984-85-86-87  
 Arreola, Cheryl..... 1985

**BBB**  
 Bale, Courtney..... 1997-98  
 Barnes, Ijfal..... 2006  
 Bauer, Heidi..... 1981-82-83, 85  
 Blackburn, Tammy..... 1991-92-93-94  
 Blackman, Marci..... 1982-83-84  
 Bloodsaw, Carmelia..... 1991  
**Bostick, Ariell**..... 2014  
 Bundage, Anita..... 1998-99-00-01  
 Burleigh, Kainoa..... 1995  
 Bradley, Jessika..... 2010-11  
**Brandon, Aleiah**..... 2013

**CCC**  
 Cardin, Rachel..... 1981  
 Carrillo, Liza..... 1990-91  
 Casey, Lindsey..... 2004-05  
 Cazier, Anje..... 1996  
 Chamberlain, Tonya..... 1990  
 Chambers, Candace..... 2009-10-11  
 Chambers, Cheryl..... 1983-84-85  
 Cheesman, Ashley..... 2005  
 Clark, Gabrielle..... 2009, 11-12-13  
 Clay, Shannon..... 2007-08  
 Clements, Courtney..... 2011-12-13  
 Cohee, Angela..... 1984  
 Coleman, Genevieve..... 1983-84  
 Coleman, Kim..... 1990  
 Cox, Jamey..... 2000-01-02-03  
**Culberson, Desi**..... 2012-13-14

**DDD**  
 Davis, Coco..... 2008-09-10-11  
 Davis, Demetrice..... 1988-89-90  
 Davis, Quenese..... 2007-08-09-10  
 Demus, Shanna..... 2006-07-08  
 Dewitt, Darlene..... 1979  
 de Vries, Maryke..... 1993  
 DiCamilli, Olivia..... 1994, 96-97-98  
 Dion, Laura..... 1978-79-80  
 Dixon, Beverly..... 1977  
 Dixon, LaSandra..... 2006-07-08-09  
 Dodge, Sue..... 1980  
 Dossman, Falene..... 1999  
 Duffy, Allison..... 2008-10  
 Duffy, Ashley..... 2010  
 Duncan, Dee Dee..... 1983-84-85-86  
 Dunlap, Ashlee..... 2003-04

**EEE**  
 Edmonds, Sheri..... 1984-85-86-87  
 Elliott, Michelle..... 2004-05  
 Ellis, Kim..... 1977-78-79  
 Epps, Sorii..... 1993-94  
 Evans, Julie..... 1989-90  
 Evans, Kristy..... 1998-99  
 Eveland, Kate..... 2005-06-07-08  
 Evers, Nancy..... 1978

**FFF**  
 Farodolu, Olanike..... 1997  
 Foli, Fran..... 1979  
 Fouse, Amber..... 2003  
 Fredrick, Alyssa..... 1998  
 Fritz, Courtney..... 2004-06

**GGG**  
 Garnes, Kieishsha..... 1991-92  
 Garnett, Tami..... 2003  
 Gillette, Kaly..... 1999  
 Glass, Monica..... 1989  
 Goldblatt, Lindsay..... 2005-06  
 Gould, Joanne..... 1986-87  
 Green, Audrey..... 2006  
 Griffin, Sajoyia..... 2011-12

**HHH**  
 Hall, Stephanie..... 1995  
 Harmer, Barbara..... 1987  
 Harris, Shaneya..... 1997-98  
**Harvey, Ahjalee**..... 2012-13  
 Harvey, Inca..... 1985  
 Hauser, Ilene..... 1986  
 Hayes, Robin..... 1997, 99-00  
 Haynes, Jessica..... 1986-87-88  
 Heinrich, Jana..... 2006  
 Hines, Lisa..... 1977  
 Hinkle, Jennie..... 1977  
 Hoisington, Lauren..... 2007  
 Hoistad, Debbie..... 1978-79  
 Hollingsworth, Rita..... 1990  
 Hopkins, Chelsea..... 2012-13  
 Howard, Valencia..... 2002-03  
 Huettl, Jessica..... 2004-05  
 Hutchinson, Tina..... 1984-85  
**Hunter, Kristina**..... 2012-13-14

**JJJ**  
 Jackson, Angelica..... 1989  
 Jackson, Erin..... 2004-06-07  
 Jackson, Mary..... 1978-79  
 Johns, Elisha..... 1991-92  
**Johnson, Chloe**..... 2014  
 Johnson, Desiree..... 2006-07  
 Johnson, Jennifer..... 1991  
 Johnson, Paris..... 2008-09-10-11  
 Johnson, Rachelle..... 1993-94  
 Johnson, Tameka..... 1996  
 Jointer, Demetrice..... 1984  
 Jump, Dawn..... 1983

**KKK**  
 Koller, Pamela..... 1977  
 Kiesling, Andrea..... 2000-01-02-03  
 King, Tynisha..... 2002-03  
 Knight, Tanisha..... 2001-02

**LLL**  
 Lamar, Stephanie..... 1988-89  
 Lawrence, Alyssa..... 2014  
 Layton-Bailes, Jennifer..... 2007-09  
 Lee, Crystal..... 1989-90  
 Lee, Shannon..... 1998-99-00  
 Leo, Lindsay..... 2009  
 Lewis, Faryn..... 2004  
 Lipford, Tamika..... 2006-07-08  
 Lollis, Lori..... 1990  
 Long, Danesha..... 2013-14

**MMM**  
 Mann, Kristin..... 1990  
 Massie, Stefanie..... 1989  
 Matthews, Kawai..... 1997  
 Mattson, Candace..... 2004  
 McCartney, Nicolette..... 2001-02-03-04  
 McConnell, Amy..... 1991-92  
 McCue, Marin..... 2005  
 McGlade, Theresa..... 1980-81-82-83

McGlawn, Tameka..... 1991-92-93  
 McNamee, Lisa..... 1981  
 Meadows, Brooke..... 1986-87-88-89  
 Mercier, Rita..... 1978  
 Michaels, Audrey..... 1977  
 Milburn, Taryn..... 2006  
 Miles, Michelle..... 1991-92  
 Mitroff, Terry..... 1982  
 Montag, Laurie..... 1977  
 Morris, Jené..... 2008-09-10  
 Murguia, Christina..... 1992-93-94-95  
 Murray, Charley..... 1998-99



*Malia Nahinu lettered three times, playing in 82 games while helping the Aztecs win back-to-back Mountain West regular-season titles in 2012 and 2013.*

**NNN**  
 Nahinu, Malia..... 2011-12-13  
 Neely, Michelle..... 1997  
 Newman, Taree..... 1978-79  
 Newsome, Rhonda..... 1981  
 Novak, Nikki..... 2013  
 Nowlin-Tres, Jodi..... 1994-95-96-97  
 Nutter, Lynette..... 1984-85-86-87

**OOO**  
 Otii, Atim..... 1999-00-01-02  
 Overton, Marsha..... 1980-81-82-83  
 Overton, Renee..... 1983-84-85

**PPP**  
 Page, Lynn..... 1977-78  
 Pels, Diena..... 1980-81  
 Perczynski, Paula..... 1984-85  
 Perez, Gabriela..... 1982  
 Perry, Chana..... 1988-89  
 Peters, Carolyn..... 1990  
 Porter, Jasmine..... 2011  
 Porter, Judy..... 1980-81-82-83

**RRR**  
 Rebbe, Monica..... 1981-82-83  
 Rhea, Tari..... 1977-78-79  
 Rice, Pat..... 1985  
 Rinder, Debbie..... 1986-87  
 Rodriguez, Edna..... 1995-96  
 Rose, Barbara..... 1977-78  
 Rowan, Renee..... 1977-78-79  
 Rucker, Deidra..... 1997  
 Rushford, Kelly..... 1999

**SSS**  
 Santos, Brittany..... 2006  
 Sauls, Maggie..... 2002-03  
 Schomaker, Missy..... 2001-02  
 Shaw, Cathy..... 1983  
 Shaw, Veronica..... 2003-04-05-06  
 Shelton, Vicky..... 1985  
 Shue, Sue..... 1979-80  
 Shuttles, Gayle..... 1978-79-80  
 Sledge, Sophia..... 1997-98-99-01  
 Small, Sheree..... 1977-78-79  
 Smith, Alison..... 1987-88  
**Smith, Deidra**..... 2014  
 Smith, Jordie..... 2005  
 Sorensen, Stephanie..... 1995  
 Spinardi, Kim..... 2007-08-09-10  
 Stack, Maria..... 1984  
 Stamps, Kiyana..... 2012-13  
 Stanton, Debbie..... 1999  
 Stevens, Lisa..... 1986-87  
 Strawberry, Michelle..... 2004-05-06  
 Suman, Michelle..... 1992-93-94-95  
 Sweat, Melissa..... 2011-12  
 Swinbank, Claire..... 1999, 2001-02

**TTT**  
 Toler, Penny..... 1985  
 Tutt, Kalena..... 2009-10-11-12

**UUU**  
 Usher, Melanie..... 1989-90-91

**VVV**  
 Vander Poel, Jackie..... 1982  
 Vargas, Morgan..... 2001-02  
 Vita, Adrienne..... 2009

**WWW**  
 Waikle, Connie..... 1987-88  
 Walker, Angela..... 1994-96  
 Wallace, Toni..... 1984-85  
 Walters, Micheale..... 1977  
 Warren, Cierra..... 2014  
 Wheeler, Kacee..... 2000  
 White, Ashley..... 2003  
 Williams, Ashonda..... 2002-03  
 Williams, Atiya..... 1994-95  
 Williams, Jerica..... 2009  
 Williams, Tonda..... 1997  
 Williamson, Chelsea..... 2007  
 Winter, Darlene..... 1980  
 Wolf, Heather..... 2002-03  
 Woods, La-Taya..... 1996-97  
 Wright, Falisha..... 1992-93-94-95  
 Wright, Lakeysa..... 1992-93-94-95  
 Wright, Sandy..... 1996-97

**ZZZ**  
 Zukauskaitė, Jurate..... 1996-97

**Bold** = 2014-15 Returnees



### AZTEC HONORS



Susan Shue became the program's first Academic All-American, garnering first-team honors in her final season in 1979-80.

#### ALL-AMERICANS

##### Kodak All-American First Team

1988-89 ..... Chana Perry

##### Honorable Mention

1992-93 ..... Falisha Wright  
1993-94 ..... Falisha Wright

##### Associated Press All-American

##### Honorable Mention

2011-12 ..... Courtney Clements

##### WBCA/State Farm All-American

##### Honorable Mention

2008-09 ..... Jené Morris  
2009-10 ..... Jené Morris  
2011-12 ..... Courtney Clements  
2012-13 ..... Courtney Clements  
..... Chelsea Hopkins

#### ACADEMIC ALL-AMERICAN

##### Academic All-American (CoSIDA)

##### First Team

1979-80 ..... Susan Shue

#### ALL-CONFERENCE HONOREES

##### Mountain West Conference

##### First Team

2008-09 ..... Jené Morris  
..... Paris Johnson  
2009-10 ..... Jené Morris  
2011-12 ..... Courtney Clements  
..... Chelsea Hopkins  
2012-13 ..... Courtney Clements  
..... Chelsea Hopkins  
2013-14 ..... Cierra Warren

##### Second Team

1999-2000 ..... Mary Apiapi  
2000-01 ..... Jamey Cox  
2007-08 ..... Jené Morris  
2008-09 ..... Quenese Davis  
2009-10 ..... Paris Johnson

##### Third Team

2000-01 ..... Atim Oti  
2001-02 ..... Atim Oti  
..... Claire Swinbank  
2002-03 ..... Jamey Cox  
2003-04 ..... Michelle Elliott  
2006-07 ..... Quenese Davis  
2009-10 ..... Quenese Davis  
2010-11 ..... Jessika Bradley  
..... Paris Johnson  
2011-12 ..... Malia Nahinu  
2012-13 ..... Erimma AmariKwa

##### Honorable Mention

2002-03 ..... Ashlee Dunlap  
2003-04 ..... Courtney Fritz  
2004-05 ..... Michelle Elliott  
..... Michelle Strawberry  
2005-06 ..... Michelle Strawberry  
2006-07 ..... Shanna Demus  
2007-08 ..... Allison Duffy  
..... Paris Johnson  
2010-11 ..... Courtney Clements  
2011-12 ..... Kiyana Stamps  
2012-13 ..... Malia Nahinu

##### Player of the Year

2011-12 ..... Courtney Clements  
2012-13 ..... Chelsea Hopkins

##### Tournament MVP

2009-10 ..... Quenese Davis  
2011-12 ..... Chelsea Hopkins

##### Coach of the Year

2008-09 ..... Beth Burns  
2011-12 ..... Beth Burns  
2012-13 ..... Beth Burns

##### Defensive Player of the Year

2008-09 ..... Jené Morris  
2009-10 ..... Jené Morris

##### All-Defensive Team

2008-09 ..... Quenese Davis  
..... Paris Johnson  
..... Jené Morris  
2009-10 ..... Jené Morris

2010-11 ..... Paris Johnson  
2011-12 ..... Kaleena Tutt  
2012-13 ..... Gabrielle Clark  
..... Chelsea Hopkins

##### Newcomer of the Year

2009-10 ..... Jessika Bradley

##### All-Newcomer Team

1999-2000 ..... Jamey Cox

##### All-Freshman Team

2013-14 ..... Ariell Bostick

##### All-Academic Team

2000-01 ..... Sophia Sledge  
..... Claire Swinbank  
..... Morgan Vargas  
2001-02 ..... Valencia Howard  
..... Claire Swinbank  
..... Morgan Vargas  
..... Ashonda Williams  
..... Heather Wolf  
2002-03 ..... Andrea Kiesling  
2003-04 ..... Lindsey Casey  
..... Jessica Huettl  
2004-05 ..... Lindsey Casey  
..... Kate Eveland  
..... Jessica Huettl  
2005-06 ..... Kate Eveland  
..... Tamika Lipford  
2006-07 ..... Kate Eveland  
..... Tamika Lipford  
2007-08 ..... Shanna Demus  
..... Kate Eveland  
..... Tamika Lipford  
..... Kim Spinardi  
2011-12 ..... Chelsea Hopkins  
2012-13 ..... Aleiah Brandon  
..... Chelsea Hopkins  
2013-14 ..... Chloe Johnson

##### Scholar-Athletes

2003-04 ..... Jessica Huettl  
2004-05 ..... Kate Eveland  
..... Jessica Huettl  
2005-06 ..... Kate Eveland  
..... Tamika Lipford  
2006-07 ..... Kate Eveland  
..... Tamika Lipford  
2007-08 ..... Kate Eveland

##### Western Athletic Conference

##### First Team

1990-91 ..... Kieishsha Ganes  
1991-92 ..... Kieishsha Ganes  
1992-93 ..... Falisha Wright  
1993-94 ..... Falisha Wright  
..... Sorii Epps  
..... Rachelle Johnson  
..... Christina Murguia  
..... Michelle Suman  
..... Falisha Wright  
1995-96 ..... Tameka Johnson  
..... Jodi Nowlin  
1996-97-Pacific Division  
..... Jodi Nowlin-Tres

##### Second Team

1991-92 ..... Falisha Wright  
1996-97 ..... Olivia DiCamilli

##### Honorable Mention

1992-93 ..... Michelle Suman  
1993-94 ..... Michelle Suman  
..... Christina Murguia  
1994-95 ..... Lakeysha Wright

1995-96 ..... Olivia DiCamilli

##### Tournament MVP

1993-94 ..... Christina Murguia  
1996-97 ..... Jodi Nowlin-Tres

##### Coach of the Year

1993-94 ..... Beth Burns  
1994-95 ..... Beth Burns  
1995-96-Pacific Division ..... Beth Burns

##### Player of the Year

1990-91 ..... Kieishsha Ganes  
1994-95 ..... Christina Murguia

##### All-Defensive Team

1994-95 ..... Michelle Suman  
..... Falisha Wright  
..... Lakeysha Wright  
1995-96 ..... Jodi Nowlin-Tres  
..... Edna Rodriguez  
1996-97 ..... Jodi Nowlin-Tres  
..... Shaneya Harris  
..... Sandy Wright  
1998-99 ..... Shannon Lee

##### All-Newcomer Team

1995-96 ..... Deidra Rucker  
1996-97 ..... Alyssa Fredrick  
1998-99 ..... Claire Swinbank

##### All-Academic Team

1992-93 ..... Rachelle Johnson  
..... Amy McConnell  
1993-94 ..... Olivia DiCamilli  
..... Rachelle Johnson  
1995-96 ..... Olivia DiCamilli  
1996-97 ..... Olivia DiCamilli  
1998-99 ..... Charley Murray

##### Big West Conference

##### First Team

1986-87 ..... Jessica Haynes  
1987-88 ..... Chana Perry  
1988-89 ..... Chana Perry  
1989-90 ..... Julie Evans

##### Second Team

1985-86 ..... Shelda Arceneaux  
..... Jessica Haynes

##### All-Freshman Team

1988-89 ..... Crystal Lee

##### Player of the Year

1987-88 ..... Chana Perry (co-player)  
1988-89 ..... Chana Perry (co-player)

##### Freshman of the Year

1988-89 ..... Crystal Lee

##### Western Collegiate Athletic Association

##### First Team

1979-80 ..... Judy Porter  
1980-81 ..... Judy Porter  
1983-84 ..... Tina Hutchinson

##### Second Team

1981-82 ..... Judy Porter  
1982-83 ..... Judy Porter  
1984-85 ..... Shelda Arceneaux  
..... Penny Toler

**Bold** = 2014-15 Returnees



### 1,000-POINT SCORERS



#### 1. JUDY PORTER (1980-83) - 2,318 Points

Year	Games	FG	3FG	FT	Pts.	Avg.
1979-80	29	199	N/A	105	503	17.3
1980-81	35	255	N/A	145	645	18.4
1981-82	33	234	N/A	183	651	19.7
1982-83	23	194	N/A	131	519	22.6
<b>Totals</b>	<b>120</b>	<b>882</b>	<b>N/A</b>	<b>564</b>	<b>2,318</b>	<b>19.3</b>



#### 5. COURTNEY CLEMENTS (2011-13) - 1,495 Points

Year	Games	FG	3FG	FT	Pts.	Avg.
2010-11	29	126	42	38	332	11.4
2011-12	32	210	63	73	556	17.4
2012-13	34	233	77	64	607	17.9
<b>Totals</b>	<b>95</b>	<b>520</b>	<b>124</b>	<b>174</b>	<b>1,495</b>	<b>15.7</b>



#### 2. FALISHA WRIGHT (1992-95) - 1,733 Points

Year	Games	FG	3FG	FT	Pts.	Avg.
1991-92	29	179	49	50	457	15.8
1992-93	26	164	51	77	456	17.5
1993-94	31	147	62	52	408	13.2
1994-95	29	144	44	80	412	14.2
<b>Totals</b>	<b>115</b>	<b>634</b>	<b>206</b>	<b>259</b>	<b>1,733</b>	<b>15.1</b>



#### 6. CHANA PERRY (1988-89) - 1,445 Points

Year	Games	FG	3FG	FT	Pts.	Avg.
1987-88	31	278	0	162	718	23.2
1988-89	31	286	0	155	727	23.5
<b>Totals</b>	<b>62</b>	<b>564</b>	<b>0</b>	<b>317</b>	<b>1,445</b>	<b>23.3</b>



#### 3. PARIS JOHNSON (2008-11) - 1,598 Points

Year	Games	FG	3FG	FT	Pts.	Avg.
2007-08	31	144	0	85	373	12.0
2008-09	32	186	0	64	436	13.6
2009-10	34	156	0	67	379	11.1
2010-11	29	161	5	83	410	14.1
<b>Totals</b>	<b>126</b>	<b>647</b>	<b>5</b>	<b>299</b>	<b>1,598</b>	<b>12.2</b>



#### 7. JESSICA HAYNES (1986-88) - 1,395 Points

Year	Games	FG	3FG	FT	Pts.	Avg.
1985-86	27	188	N/A	57	433	16.0
1986-87	29	176	0	65	417	14.4
1987-88	30	213	3	116	545	18.2
<b>Totals</b>	<b>86</b>	<b>577</b>	<b>3</b>	<b>238</b>	<b>1,395</b>	<b>16.2</b>




#### 4. JÉNÉ MORRIS (2008-10) - 1,499 Points

Year	Games	FG	3FG	FT	Pts.	Avg.
2007-08	31	157	46	76	436	14.1
2008-09	30	188	49	58	483	16.1
2009-10	34	221	59	79	580	17.1
<b>Totals</b>	<b>95</b>	<b>566</b>	<b>154</b>	<b>213</b>	<b>1,499</b>	<b>15.8</b>



#### 8. QUENEISE DAVIS (2007-10) - 1,370 Points

Year	Games	FG	3FG	FT	Pts.	Avg.
2006-07	28	94	15	70	273	9.8
2007-08	31	92	19	72	275	8.9
2008-09	32	120	33	101	374	11.7
2009-10	34	169	33	77	448	13.2
<b>Totals</b>	<b>125</b>	<b>475</b>	<b>100</b>	<b>320</b>	<b>1,370</b>	<b>11.0</b>







### 1,000-POINT SCORERS



**9. MICHELLE SUMAN (1992-95) - 1,341 Points**

Year	Games	FG	3FG	FT	Pts.	Avg.
1991-92	29	156	0	99	411	14.2
1992-93	28	111	0	65	287	10.3
1993-94	31	134	0	65	333	10.7
1994-95	30	123	0	64	310	10.3
<b>Totals</b>	<b>118</b>	<b>524</b>	<b>0</b>	<b>293</b>	<b>1,341</b>	<b>11.4</b>



**15. KIEISHSHA GARNES (1991-92) - 1,235 Points**

Year	Games	FG	3FG	FT	Pts.	Avg.
1990-91	28	271	0	119	661	23.6
1991-92	28	249	0	76	574	20.5
<b>Totals</b>	<b>56</b>	<b>520</b>	<b>0</b>	<b>195</b>	<b>1,235</b>	<b>22.1</b>



**10. BROOKE MEADOWS (1986-89) - 1,310 Points**

Year	Games	FG	3FG	FT	Pts.	Avg.
1985-86	31	105	N/A	66	276	8.9
1986-87	29	125	0	67	317	10.9
1987-88	31	130	0	46	306	9.9
1988-89	34	166	0	79	411	12.1
<b>Totals</b>	<b>125</b>	<b>526</b>	<b>0</b>	<b>258</b>	<b>1,310</b>	<b>10.5</b>



**16. SHELDA ARCEAUX (1984-87) - 1,232 Points**

Year	Games	FG	3FG	FT	Pts.	Avg.
1983-84	30	122	N/A	47	297	9.9
1984-85	30	129	N/A	34	295	9.8
1985-86	28	178	N/A	62	418	14.9
1986-87	24	95	0	32	222	9.3
<b>Totals</b>	<b>112</b>	<b>524</b>	<b>0</b>	<b>175</b>	<b>1,232</b>	<b>11.0</b>



**11. JAMEY COX (2000-03) - 1,275 Points**

Year	Games	FG	3FG	FT	Pts.	Avg.
1999-00	27	121	69	59	370	13.7
2000-01	27	90	50	58	288	10.7
2001-02	28	93	53	34	273	9.8
2002-03	27	109	77	49	344	12.7
<b>Totals</b>	<b>109</b>	<b>413</b>	<b>249</b>	<b>200</b>	<b>1,275</b>	<b>11.7</b>



**17. DEE DEE DUNCAN (1983-86) - 1,108 Points**

Year	Games	FG	3FG	FT	Pts.	Avg.
1982-83	27	72	N/A	33	177	6.6
1983-84	30	124	N/A	42	290	9.7
1984-85	29	147	N/A	58	352	12.1
1985-86	17	122	N/A	45	289	17.0
<b>Totals</b>	<b>103</b>	<b>465</b>	<b>N/A</b>	<b>178</b>	<b>1,108</b>	<b>10.8</b>



**12. MARSHA OVERTON (1980-83) - 1,273 Points**

Year	Games	FG	3FG	FT	Pts.	Avg.
1979-80	32	125	N/A	92	342	10.7
1980-81	35	147	N/A	61	355	10.1
1981-82	33	149	N/A	70	368	11.2
1982-83	28	86	N/A	36	208	6.6
<b>Totals</b>	<b>128</b>	<b>507</b>	<b>N/A</b>	<b>259</b>	<b>1,273</b>	<b>9.9</b>



**18. JULIE EVANS (1989-90) - 1,106 Points**

Year	Games	FG	3FG	FT	Pts.	Avg.
1988-89	30	191	0	54	436	14.5
1989-90	30	293	0	84	670	22.3
<b>Totals</b>	<b>60</b>	<b>484</b>	<b>0</b>	<b>138</b>	<b>1,106</b>	<b>18.4</b>



**13. TINA HUTCHINSON (1984-85) - 1,256 Points**

Year	Games	FG	3FG	FT	Pts.	Avg.
1983-84	30	383	N/A	132	898	29.9
1984-85	21	153	N/A	52	358	17.0
<b>Totals</b>	<b>51</b>	<b>536</b>	<b>N/A</b>	<b>184</b>	<b>1,256</b>	<b>20.6</b>



**19. JODI NOWLIN-TRES (1994-97) - 1,089 Points**

Year	Games	FG	3FG	FT	Pts.	Avg.
1993-94	17	20	4	9	53	3.3
1994-95	27	61	5	27	154	5.7
1995-96	28	180	25	40	425	15.2
1996-97	28	199	23	36	457	16.3
<b>Totals</b>	<b>100</b>	<b>460</b>	<b>57</b>	<b>112</b>	<b>1,089</b>	<b>10.9</b>



**14. CHRISTINA MURGUIA (1992-95) - 1,237 Points**

Year	Games	FG	3FG	FT	Pts.	Avg.
1991-92	28	88	1	46	223	8.0
1992-93	28	156	2	52	366	13.1
1993-94	30	122	1	52	297	9.9
1994-95	27	140	2	69	351	13.0
<b>Totals</b>	<b>113</b>	<b>366</b>	<b>6</b>	<b>219</b>	<b>1,237</b>	<b>10.9</b>




**20. HEIDI BAUER (1981-83, 1985) - 1,024 Points**


Year	Games	FG	3FG	FT	Pts.	Avg.
1980-81	36	68	N/A	44	180	5.0
1981-82	33	145	N/A	54	344	10.4
1982-83	28	134	N/A	40	308	11.0
1984-85	30	70	N/A	52	192	6.4
<b>Totals</b>	<b>127</b>	<b>417</b>	<b>N/A</b>	<b>190</b>	<b>1,024</b>	<b>8.1</b>



► **JUDY PORTER**  
Hall of Fame Class of 1990  
Four-Time All-Conference  
SDSU's All-Time Leading Scorer



► **CHANA PERRY**  
Hall of Fame Class of 1998  
First Team Kodak All-American  
Two-Time Big West Co-Player of the Year



► **FALISHA WRIGHT**  
Hall of Fame Class of 2002  
Two-Time Honorable Mention All-American  
1,733 Points, 448 Assists, 324 Steals



► **KIEISHSHA GARNES**  
Hall of Fame Class of 2008  
1990-91 WAC Player of the Year  
Career Scoring Average - 22.1 ppg.



► **MICHELLE SUMAN**  
Hall of Fame Class of 2013  
Two-Time All-WAC Selection  
1,341 Points, 759 Rebounds, 251 Blocks



► **AZTEC HALL OF FAME**  
Presented by the Wise Foundation  
Fowler Athletics Center