



SAN DIEGO STATE BASKETBALL

2016-17 MEN'S BASKETBALL GAME NOTES

Mike May, Senior Associate Athletics Director of Communications and Media Relations ♦ E-Mail: mmay@mail.sdsu.edu ♦ Office: 619.594.5547 ♦ Cell: 619.957.8372
Darin Wong, Assistant Athletics Director of Media Relations ♦ E-Mail: dwong@mail.sdsu.edu ♦ Office: 619.594.5548 ♦ Cell: 310.489.2378

GAME INFORMATION

Date / Time: Wednesday, November 16 / 7 p.m. PT
Site: Steve Fisher Court at Viejas Arena (12,414) / San Diego, Calif.
Television: None / **Live Stream:** None
Talent: N/A
SDSU Radio: The Mighty 1090
Talent: Ted Leitner (play-by-play); Jordan Carruth (pre, half and post)
Live Stats: GoAztecs.com
Series vs. San Diego Christian: San Diego State leads, 6-0
Streak: San Diego State, W6
at San Diego State: San Diego State leads, 6-0
at San Diego Christian: N/A
Neutral: N/A
First Meeting: Nov. 26, 2010: at San Diego State - W, 88-69
Last Meeting: Nov. 18, 2015: at San Diego State - W, 71-61
Fisher vs. San Diego Christian: 6-0

SCHEDULE / RESULTS

Date	SDSU	Opp.	Opponent (TV/Stream)	Time / Result
N.11	rv/rv		San Diego (ESPN)	W, 69-59
N.14	rv/rv	14/14	at Gonzaga (ESPN2)	L, 48-69
N.16	rv/rv		San Diego Christian	7 p.m. PT
N.21			^vs. California (PAC-12 Networks)	8 p.m. PT
N.28			Savannah State	7 p.m. PT
D.3			at Loyola (ESPN3)	3 p.m. CT
D.7			at Grand Canyon	7 p.m. MT
D.10			Arizona State (CBS Sports Network)	4 p.m. PT
D.12			Alabama State (Campus Insiders)	7 p.m. PT
D.22			#vs. Southern Miss (ESPN2)	2 p.m. HT
D.23			#vs. TBD (ESPN2 or ESPN3)	TBD
D.25			#vs. TBD (ESPN Networks)	TBD
J.1			*New Mexico (CBS Sports Network)	2 p.m. PT
J.4			*at Nevada (ESPN2 or ESPN)	8 p.m. MT
J.7			*at Boise State (ESPN2 or ESPN)	9:15 p.m. MT
J.10			*San José State (ESPN or ESPN3)	8 p.m. PT
J.14			*Utah State (ESPN3)	7 p.m. PT
J.17			*at UNLV (ESPN or ESPN3)	8 p.m. PT
J.24			*at Air Force (ESPN or ESPN3)	9 p.m. MT
J.28			*Colorado State (CBS Sports Network)	3 p.m. PT
J.31			*Wyoming (CBS Sports Network)	8 p.m. PT
F.4			*at Fresno State (ESPN3)	4 p.m. PT
F.7			*at San José State (CBS Sports Network)	8 p.m. PT
F.12			*Nevada (CBS Sports Network)	1 p.m. PT
F.15			*at Utah State (CBS Sports Network)	8 p.m. MT
F.19			*UNLV (CBS Sports Network)	1 p.m. PT
F.22			*Fresno State (CBS Sports Network)	8 p.m. PT
F.25			*at Colorado State (CBS Sports Network)	6 p.m. MT
M.1			*Air Force (CBS Sports Network)	7 p.m. PT
M.4			*at New Mexico (CBS Sports Network)	8 p.m. MT
M.8			+at MW First Round	TBD
M.9			+at MW Quarterfinals (CBS Sports Network)	TBD
M.10			+at MW Semifinals (CBS Sports Network)	TBD
M.11			+at MW Finals (CBS)	3 p.m. PT

^ - Golden 1 Center (Sacramento, Calif.); # - Hawaiian Airlines Diamond Head Classic (Stan Sheriff Center; Honolulu, Hawaii); * - Mountain West game; + - Mountain West Championship (Thomas & Mack Center; Las Vegas, Nev.)

GAME 3



[rv/rv] SAN DIEGO STATE AZTECS

Record: 1-1 (0-0 Mountain West)
Head Coach: Steve Fisher
Career Record: 552-278 (26th Full Season), **Record at San Diego State:** 368-196 (18th Season)



SAN DIEGO CHRISTIAN HAWKS

Record: 1-2 (0-0 GSAC)
Head Coach: Edgar Mendez
Career Record: 18-35 (3rd Season), **Record at San Diego Christian:** Same (3rd Season)

NEWS AND NOTES

- San Diego State will play its second game in three days on Wednesday when it returns home to play host to San Diego Christian. Game time is scheduled for 7 p.m. PT. There is no television or stream of the event, but it can be heard on The Mighty 1090 with Ted Leitner on the call.
- The Aztecs are looking to rebound from Monday night's 69-48 loss at No. 14/14 Gonzaga. SDSU received 14 points apiece from **Trey Kell** and **Jeremy Hemsley**, but as a team, it was just 16-for-56 from the field for 28.6 percent shooting. San Diego State also committed a season-high 15 turnovers, which led to 25 Bulldog points.
- The duo of Hemsley and Kell were the team's top scorers for the second straight outing. After scoring 25 vs. USD and 14 vs. Gonzaga, Hemsley is averaging a team-best 19.5 points. Kell, meanwhile, is averaging 18.5 points after his 23- and 14-point efforts so far this season.
- For the second time in as many games, the Aztecs were without the services of projected starter **Malik Pope** (knee), **Max Hoetzel** (knee) and **Ben Perez** (back). The latter two did not make the trip to Gonzaga. San Diego State, however, welcomed back **Matt Shrigley**, who had three rebounds in 14 minutes, after sitting out the season opener due to an ankle injury.
- The short-handed Aztecs held Gonzaga to 39.4-percent shooting (26-for-66) and 33.3-percent from behind the three-point arc (8-for-24). Those numbers were well below what the Bulldogs put up in their season opener vs. Utah Valley when they connected on 52.2 percent from the field (35-for-67) and 41.2 percent from three-point range (7-for-17).
- SDSU will look to rebound from a loss with a win in the game immediately after for the sixth straight time. The Aztecs were successful once already, when it defeated cross-town foe San Diego in the opener, which followed last season's loss to George Washington in the NIT semifinals to end the campaign.
- San Diego State will look to continue its dominance over schools from the state of California. The Aztecs are 57-4 in their last 61 games vs. California universities and 47-1 in their last 48 vs. non-league foes from The Golden State. SDSU will look to improve to 2-0 this year vs. California teams after downing the Toreros last Friday.
- The Aztecs return to Viejas Arena as one of the toughest teams to beat at home. Since the start of 2005-06, San Diego State ranks eighth nationally in winning percentage, checking at 88.9 percent (160-20). Four of SDSU's last five opponents have failed to reach the 60-point mark, a streak that dates to last season.
- San Diego State will look to keep its aforementioned streaks alive against a San Diego Christian team that has never defeated the Aztecs. The Hawks are 0-6 all-time vs. SDSU with all six meetings occurring at Viejas Arena.
- The Aztecs will get a bit of a break after the game with San Diego Christian, which will mark their third in a six-day span to begin the season. San Diego State will not return to action until Monday, Nov. 21, when it travels to Sacramento to face California at the new Golden 1 Center. The game will be a rematch of last year's game in Las Vegas, one in which San Diego State rallied for a 72-58 victory.
- The trip to Sacramento will be a homecoming for seniors Dakarai Allen and D'Erryl Williams, and junior Malik Pope. Allen and Williams went to high school at Sheldon High, which is located in the state capital, and Pope attended Laguna Creek High, which is 21 miles from Sacramento. Head coach Steve Fisher and associate head coach/head coach in waiting Brian Dutcher also spent time with the Sacramento Kings prior to their stints at San Diego State.

HOME COOKING

Highest home winning percentages since the beginning of '05-06 (through Nov. 14).

School	W-L	Pct.
Kansas	185-9	95.4
Duke	172-14	92.5
Gonzaga	152-16	90.5
Brigham Young	161-17	90.4
Belmont	125-15	89.3
Ohio State	189-23	89.2
Kentucky	172-21	89.1
San Diego State	160-20	88.9

BEST RECORD SINCE '10-11

Below is a list of the highest winning percentages in the country since the beginning of 2010-11 (through Nov. 14).

School	W-L	Pct.
Wichita State	179-38	82.5
Gonzaga	177-38	82.3
Kansas	183-41	81.7
Duke	177-42	80.8
Kentucky	184-44	80.7
Arizona	173-46	79.0
San Diego State	170-47	78.3

WINNING IN THE POSTSEASON

Below is a list of longest active seasons with at least one victory in an NCAA-sponsored event (NCAA or NIT) entering 2016-17.

School	No.	School	No.
North Carolina	14	San Diego State	4
Kansas	10	Virginia	4
Gonzaga	8	Wichita State	4
Oregon	5		

SAN DIEGO STATE PLAYER NOTES

vs. San Diego Christian
Nov. 16, 2016

2	<p>Ben Perez Guard, 6-3, 175, So.-11 San Marcos, Calif. (USFA Prep Academy)</p>	<p>PPG 16-17 -- -- -- -- -- RPG -- -- -- -- -- APG -- -- -- -- -- FG -- -- -- -- -- 3FG -- -- -- -- -- FT -- -- -- -- --</p> <p>Career Highs: Points: 11 vs. Nicholls (12-10-15) Rebounds: 3 - two times Assists: 2 vs. Nicholls (12-10-15)</p>	<p>Has not played this season (back)... Played in 25 games last season as a true freshman (10.0 mpg)... Reached double figures in scoring twice (11 vs. Nicholls, 10 at LBSU)... Played a career-high 21 minutes vs. Kansas... Knocked down multiple 3-pointers five times... Made a career-high three 3-pointers twice (Little Rock, Nicholls)... Saw action in two of SDSU's four NIT games (IPFW, vs. George Washington).</p>
3	<p>Trey Kell Guard, 6-4, 210, Jr.-2L San Diego, Calif. (St. Augustine HS)</p>	<p>PPG 16-17 18.5 RPG 4.0 APG 1.5 FG 35.5 3FG 16.7 FT 81.3</p> <p>Career Highs: Points: 27 vs. Fresno State (1-19-16) Rebounds: 10 at Nevada (1-26-16) Assists: 5 - two times</p>	<p>Preseason all-Mountain West... Top returner scorer from 2015-16... All-MW first team and NABC all-district second team last year... 23 pts. vs. USD in opener... Top-2 in scoring for SDSU last two games... Scored in double figures 36 times in his career (320-pt gms.)... 26 of last 28 games w/3FGM... 1 TO or less 41x... Made a team-best 71 treys last season... At one point last year, scored 10+ points in 20 straight games.</p>
4	<p>Dakarai Allen Guard, 6-5, 200, Sr.-3L Elk Grove, Calif. (Sheldon HS)</p>	<p>PPG 16-17 5.5 RPG 4.5 APG 0.5 FG 3/9 3FG 1/3 FT 4/7</p> <p>Career Highs: Points: 16 vs. Illinois State (11-13-15) Rebounds: 7 - two times Assists: 4 - two times</p>	<p>Pronounced Duh-KAR-ee... Game-high 3 stl. vs. USD despite foul trouble... Game-high-tying 2 blocked shots at Gonzaga... Ranked 1st in the nation last year in points per possession allowed (0.591) among players with at least 200 possessions defended... Led the team with 40 steals last season... Ended the year by averaging 9.6 points over last 9 games... Had 12 double-digit scoring games last year... 1 TO or less 28x in '15-16.</p>
5	<p>Jalen McDaniels Forward, 6-9, 190, Fr.-HS Federal Way, Wash. (Federal Way HS)</p>	<p>PPG 16-17 -- -- -- -- -- RPG -- -- -- -- -- APG -- -- -- -- -- FG -- -- -- -- -- 3FG -- -- -- -- -- FT -- -- -- -- --</p> <p>Career Highs: Points: Rebounds: Assists:</p>	<p>Preseason MW Co-Freshman of the Year... Has not played this season (CD)... Is the only true freshman on the team... Four-star player by Scout and 247Sports... No. 98 on Rivals 150... Led Federal Way High to a 29-0 record and a state title, its second straight, as a senior in 2015-16... Named AP Washington state Class 4A first-team player as a senior... All-state selection by USA Today and The News Tribune.</p>
10	<p>Max Hoetzel Forward, 6-9, 210, So.-TR Calabasas, Calif. (Indiana)</p>	<p>PPG 16-17 -- -- -- -- -- RPG -- -- -- -- -- APG -- -- -- -- -- FG -- -- -- -- -- 3FG -- -- -- -- -- FT -- -- -- -- --</p> <p>Career Highs: Points: 19 vs. Miss. Valley St. (11-14-14) Rebounds: 9 vs. Miss. Valley St. (11-14-14) Assists: 2 - two times</p>	<p>Has not played this season (knee)... Sat out 2015-16 season after transferring from Indiana... Hyperextended right knee and suffered a bone bruise on Oct. 11, which sidelined him... Played in 31 games during the 2014-15 season at Indiana... Averaged 2.4 points and 1.3 rebounds as a true freshman... Logged double-figure minutes 11 times... Helped the Hoosiers to the 2015 NCAA tournament.</p>
11	<p>D'Erryl Williams Guard, 6-3, 205, Sr.-3L Sacramento, Calif. (Sheldon HS)</p>	<p>PPG 16-17 3.0 RPG 2.5 APG 0.5 FG 2/6 3FG 2/2 FT 0/0</p> <p>Career Highs: Points: 9 vs. SD Christian (11-18-15) Rebounds: 5 vs. San Diego (11-11-16) Assists: 4 vs. Nicholls (12-10-15)</p>	<p>Pronounced Dee-AIR-ol... Career highs in rebs. (5), stl. (2), mins. (29) vs. USD in the opener... Committed only 21 turnovers in 423 career minutes... Has only three multi-turnover game in 58 career outings... One turnover in last 12 games (67 mins.)... Has increased his scoring and rebounding totals in each of the last three seasons... 3-time MW All-Academic Team honoree; Only Chris Walton has done it four times (01, 02, 04, 05).</p>
14	<p>Zylan Cheatham Forward, 6-9, 220, So.-1L Phoenix, Ariz. (South Mountain HS)</p>	<p>PPG 16-17 6.0 RPG 5.0 APG 1.5 FG 4/10 3FG 0/1 FT 4/5</p> <p>Career Highs: Points: 17 vs. San José State (1-6-16) Rebounds: 11 vs. Grand Canyon (12-18-15) Assists: 4 vs. Kansas (12-22-15)</p>	<p>Pronounced ZY-lin CHEAT-um... Returning starter... Season-high 6 rebounds at Gonzaga... Played in 40 games, starting 28 times in his career... 10 double-digit scoring games, 6 double-digit reb. games, 2 double-doubles... Made 20 of last 34 FGA (58.8 pct.)... 50.0+ FG pct. in 25 games... Ranked 20th in the MW in rebounding last season... Set an SDSU freshman record with 111 free throws and 155 free-throw attempts.</p>
20	<p>Matt Shrigley Forward, 6-6, 180, Jr.-2L San Diego, Calif. (La Costa Canyon HS)</p>	<p>PPG 16-17 0.0 RPG 3.0 APG 0.0 FG 0/2 3FG 0/2 FT 0/0</p> <p>Career Highs: Points: 16 at Colorado State (1-24-15) Rebounds: 5 - four times Assists: 6 vs. Air Force (2-13-16)</p>	<p>DNP vs. USD (ankle), but made debut at Gonzaga... Suffered ACL injury last July and returned to action in January, ultimately playing in 18 games last season... Played in 85 career games, which is the second most among current Aztecs (20 starts)... Team leader with 95 career 3-pointers, which ranks 16th in school history... 14 of his 15 field goals last season were 3-pointers... Has committed only 49 turnovers in 1,426 career minutes.</p>
21	<p>Malik Pope Forward, 6-10, 210, So.-1L Sacramento, Calif. (Laguna Creek HS)</p>	<p>PPG 16-17 -- -- -- -- -- RPG -- -- -- -- -- APG -- -- -- -- -- FG -- -- -- -- -- 3FG -- -- -- -- -- FT -- -- -- -- --</p> <p>Career Highs: Points: 22 at Colorado State (1-24-15) Rebounds: 12 vs. Washington (3-21-16) Assists: 5 vs. UNLV (3-5-16)</p>	<p>Pronounced muh-LEEK... Has not played this season (knee)... Averaged 11.7 points and 6.9 rebounds, while shooting 47.5 percent from the field and 50 percent from 3-point distance over his final 13 games last season... SDSU was 11-1 last year when he reached double figures in scoring... Had four double-doubles last year, including three in his final five games... Named to the 2016 MW all-tourney team (14.0 ppg, 7.3 rpg).</p>
23	<p>Montaque Gill-Caesar Guard, 6-6, 215, So.-TR Vaughn, Ontario, Canada (Missouri)</p>	<p>PPG 16-17 4.0 RPG 5.0 APG 0.0 FG 3/14 3FG 1/6 FT 1/2</p> <p>Career Highs: Points: 21 vs. UMKC (11-14-14) Rebounds: 7 vs. UMKC (11-14-14) Assists: 3 vs. Florida (2-24-15)</p>	<p>Pronounced MON-take... Preseason MW Newcomer of the Year... Started his first game at SDSU vs. USD... Team-high 6 rebs. at Gonzaga... Sat out 2015-16 after transferring from Missouri... In 2014-15, finished with the highest scoring average (9.1) for an MU freshman since '06-07... Played in 27 games (13 starts) for the Tigers... Ranked third on the team in minutes (24.0)... Averaged 11.5 points through MU's non-league schedule.</p>
24	<p>Nolan Narain Forward, 6-9, 220, Fr.-RS Hamilton, Ontario, Canada (La Lumiere School)</p>	<p>PPG 16-17 1.0 RPG 0.0 APG 0.0 FG 1/4 3FG 0/1 FT 0/0</p> <p>Career Highs: Points: 2 vs. San Diego (11-11-16) Rebounds: N/A Assists: N/A</p>	<p>Averaging 7.0 mins. per game... Eligible this season after sitting out last season as a true freshman... Enrolled a year early at San Diego State and practiced with the team... A consensus four-star player out of high school following his 2014-15 season at La Lumiere... Helped La Lumiere to a 20-2 record and a No. 1 ranking in the state of Indiana in his final season... Averaged 16 points, 10 rebounds and 2 blocked shots.</p>
42	<p>Jeremy Hemsley Guard, 6-3, 180, So.-1L Rancho Cucamonga, Calif. (Damien HS)</p>	<p>PPG 16-17 19.5 RPG 4.0 APG 2.0 FG 48.3 3FG 54.5 FT 5/5</p> <p>Career Highs: Points: 25 vs. San Diego (11-11-16) Rebounds: 6 - three times Assists: 6 vs. East Carolina (11-23-15)</p>	<p>Led team in scoring in both games... Career-high 25 pts. on career-high 9 FG vs. USD... Has five 20-pt. games... 14 pts. at Gonzaga... MW Freshman of the Year and all-MW third-team choice last season... Scored 443 points last year, which was the second most by an SDSU freshman... His 75.9 FT pct. was the best percentage by an SDSU freshman in school history... Reached double figures in scoring 28 career times.</p>
45	<p>Valentine Izundu Center, 6-10, 240, Sr.-TR Houston, Texas (Washington State)</p>	<p>PPG 16-17 1.0 RPG 4.0 APG 0.0 FG 1/2 3FG 0/0 FT 0/1</p> <p>Career Highs: Points: 10 - three times Rebounds: 7 - two times Assists: 2 vs. New Mexico (12-25-15)</p>	<p>Had game-high 2 blks. in SDSU debut vs. USD... Started at Gonzaga (2 blks.)... Graduate transfer from Washington St... Played last season at WSU (23 GP, 13 GS)... Blocked 50 shots a year ago to rank 98th in Div. I and 7th in single-season WSU history... Blocked a career-high 6 shots vs. Idaho State and had 5 rejections in the final game of the year vs. Colorado... Pac-12 All-Academic 2nd-Team honoree... Played first 2 seasons at Houston (24 GP).</p>

red indicates projected starter, black indicates reserve, gold indicates inactive.

SCHEDULE / RESULTS

Date	Opponent (Television/Stream)	Time/Result	Note
N.11	San Diego (ESPN)	W, 69-59	► Hemsley: Career-high 25 points on career-high 9 FGs; Kell: 23 points; 1st time two Aztecs with at least 20 points since 1-15-12
N.14	at No. 14/14 Gonzaga (ESPN2)	L, 48-69	► Hemsley and Kell score a team-high 14 points; SDSU limits Gonzaga to 39.4 percent shooting and 33.3 percent from three-point range
N.16	San Diego Christian	7 p.m. PT	► Sixth straight season the teams have met; San Diego State is 6-0 all-time vs. the Hawks
N.21	^vs. California (PAC-12 Networks)	8 p.m. PT	► SDSU has won three straight in the series, including last season's game in Las Vegas; SDSU leads, 6-4
N.28	Savannah State	7 p.m. PT	► First meeting with the MEAC school; Tigers advanced to the CollegeInsider.com Tournament in 2016
D.3	at Loyola (ESPN3)	3 p.m. CT	► First meeting between the Aztecs and Ramblers; Loyola is 1-1 in MW-MV Challenge (def. Boise State, 12/23/14)
D.7	at Grand Canyon	7 p.m. MT	► SDSU looks to avenge 52-45 loss from last season; First trip to GCU in series history (GCU leads, 2-0)
D.10	Arizona State (CBS Sports Network)	4 p.m. PT	► San Diego State plays host to Arizona State for first time since 2008; Beginning of home-and-home series
D.12	Alabama State (Campus Insiders)	7 p.m. PT	► First meeting between the Mountain West and SWAC schools
D.22	#vs. Southern Miss (ESPN2)	2 p.m. HT	► Second meeting, but first since a 79-51 win in 2005 at the BP Top of the World Classic in Fairbanks, Alaska
D.23	#vs. Tulsa or Stephen F. Austin (ESPN2 or ESPN3)	TBD	► SDSU is 1-6 vs. Tulsa with the last meeting coming during the 1998 WAC season; SDSU is 0-0 vs. SFA
D.25	#vs. TBD (ESPN Networks)	TBD	► Rest of Hawaiian Airlines Diamond Head Classic field: Hawai'i, Illinois State, San Francisco, Utah
J.1	*New Mexico (CBS Sports Network)	2 p.m. PT	► San Diego State has won four straight in the series (65 points); Fisher has defeated UNM 21 times
J.4	*at Nevada (ESPN2 or ESPN3)	8 p.m. PT	► Aztecs lead the series 12-3, including seven straight wins in the series; Last 2 wins in Lawlor by a total of 5 pts.
J.7	*at Boise State (ESPN2 or ESPN3)	9:15 p.m. MT	► Each road team in the series won by 3 points last season; Aztecs lead all-time series 9-4 (3-2 in Boise)
J.10	*San José State (ESPN2 or ESPN3)	8 p.m. PT	► SDSU has won six straight in the series and now owns a 35-34 advantage; Spartans have not won in Viejas
J.14	*Utah State (ESPN3)	7 p.m. PT	► The Aztecs swept the Aggies last season (3-0, 24 pts.); SDSU has won 7 straight in series (last loss: 11/24/98)
J.17	*at UNLV (ESPN2 or ESPN3)	8 p.m. PT	► SDSU has won a school-record 8 straight games against UNLV; Aztecs have won 5 straight road games in series
J.24	*at Air Force (ESPN2 or ESPN3)	9 p.m. MT	► San Diego State plays at Air Force for first time since Jan. 20, 2015; SDSU has won 6 straight in series
J.28	*Colorado State (CBS Sports Network)	3 p.m. PT	► SDSU leads series, 40-38; Aztecs have won 4 straight vs. Rams; SDSU won 13 straight at home vs. CSU
J.31	*Wyoming (CBS Sports Network)	8 p.m. PT	► Aztecs trail series, 40-39; SDSU has won 4 of 5 and 10 of 13; SDSU has won last 8 vs. UW in Viejas
F.4	*at Fresno State (ESPN3)	4 p.m. PT	► Rematch of the 2016 Mountain West Conference championship game; Aztecs last win in Fresno, 3/1/14
F.7	*at San José State (CBS Sports Network)	8 p.m. PT	► Aztecs won 6 straight and are 5-0 vs. SJSU since Spartans joined MW; SDSU has won last 3 games in San Jose by 65 points
F.12	*Nevada (CBS Sports Network)	1 p.m. PT	► SDSU is 5-1 at home vs. Nevada (3 straight wins); MW era home wins by 13, 15 and 24 points
F.15	*at Utah State (CBS Sports Network)	8 p.m. MT	► Aztecs have won in last two visits to Logan (5 pts. in OT (2014) and 3 pts. (2016))
F.19	*UNLV (CBS Sports Network)	1 p.m. PT	► San Diego State 7-1 in last 8 home games vs. UNLV; Claimed a 92-56 win on "Senior Night" last year
F.22	*Fresno State (CBS Sports Network)	8 p.m. PT	► Aztecs have defeated the Bulldogs 6 straight times in Viejas; Last 5 gms. in Viejas, Fresno is 36.0 pct. from floor
F.25	*at Colorado State (CBS Sports Network)	6 p.m. MT	► SDSU 8-3 in last 11 visits to Moby; Aztecs will try for consecutive wins in Moby for 1st time since 2010-11
M.1	*Air Force (CBS Sports Network)	7 p.m. PT	► Aztecs have won 11 straight home games against the Academy (+149 pts.); During streak, +80 rebs.; +47 TOs
M.4	*at New Mexico (CBS Sports Network)	8 p.m. MT	► Won 2 straight and 7 of last 11 at The Pit; Since 05-06, SDSU is 7-4 at UNM, rest of the country: 22-151
M.8	+at MW First Round	TBD	► SDSU has never played in the first round of the MW Championship; Teams that finish in 6th-11th place play in the first round
M.9	+at MW Quarterfinals (CBS Sports Network)	TBD	► San Diego State has won nine straight MW quarterfinal games
M.10	+at MW Semifinals (CBS Sports Network)	TBD	► The Aztecs are 7-1 in their last eight MW semifinal games and have won three straight
M.11	+at MW Finals (CBS)	3 p.m. PT	► SDSU has reached the MW championship game three straight seasons and in seven of the last eight years

^ - Golden 1 Center (Sacramento, Calif.), # - Hawaiian Airlines Diamond Head Classic (Stan Sheriff Center; Honolulu, Hawaii), * - Mountain West game, + - MW Championship (Thomas & Mack Center; Las Vegas, Nev.)

SERIES HISTORY VS. SAN DIEGO CHRISTIAN

- San Diego State has defeated San Diego Christian all six times.
- SDSU is averaging 83 points per game vs. the Hawks, while limiting SDC to 55 points.
- The Aztecs' 52-point win in 2013 is the fifth-largest margin of victory in school history.

20-POINT DUO

- Jeremy Hemsley and Trey Kell, one of the top backcourts in the nation, exploded for 25 and 23 points, respectively, in the season opener vs. San Diego. The two became the first Aztec teammates to score at least 20 points in a game since Jamaal Franklin scored 24 points and James Rahon added 22 vs. UNLV on Jan. 15, 2012.

GOOD OMEN?

- Montaque Gill-Caesar started the opener vs. USD in what amounted to his first career game as an Aztec after transferring from Missouri. He became the first San Diego State player to start in his first game of his first season of eligibility following a transfer since Josh Davis (Tulane) in 2013-14. That season, the Aztecs went 31-5 (16-2 Mountain West) and advanced to the Sweet 16.

BIG MARGINS IN SEASON OPENERS AT VIEJAS

- The Aztecs won their seventh straight season opener that took place inside Viejas Arena after dismissing USD on Friday. All seven have come by double-digit margins.
- In those seven wins, San Diego State has won by an average of 19.1 points. In the previous six seasons, five turned into NCAA tournament appearances. The lone exception was 2008-09 when SDSU beat UCSD by 19 and went to the semifinals of the NIT.

AZTEC STAPLE: DEFENSE

- The Aztecs have been one of the elite defensive teams in the nation over the last few seasons and this year they are returning eight letterwinners off a team that finished first in the nation last season in field-goal percentage defense (.373), third in scoring defense (60.6), fifth in total blocked shots (207), sixth in total rebounds (1,475), seventh in three-point field-goal percentage defense (.300) and 10th in blocked shots per game (5.4).
- SDSU was fourth nationally last year in defensive adjusted efficiency (90.3), according to KenPom. In other defensive metrics, the Aztecs were first in effective field-goal percentage (.425), second in three-point percentage (.294), fourth in block percentage (.150)

MEDIA RELATIONS

MEDIA RELATIONS OFFICE

Fowler Athletics Center
5302 55th Street, Suite 3014
San Diego, CA 92182
 ■ Office: 619.594.5547
 ■ Fax: 619.582.6541

MIKE MAY

Senior Associate A.D. of Communications and Media Relations

- Coach Fisher Interviews
- E-Mail: mmay@mail.sdsu.edu
- Office: 619.594.5547
- Cell: 619.957.8372

DARIN WONG

Assistant A.D. - Media Relations

- Student-Athlete Interviews
- E-Mail: dwong@mail.sdsu.edu
- Office: 619.594.5547
- Cell: 310.489.2378
- Twitter: @dwong_

STAY CONNECTED

- Athletics Website: goaztecs.com
- Twitter: @GoAztecs / @Aztec_MBB
- Facebook: facebook.com/goaztecs
- Instagram: @goaztecs
- YouTube: youtube.com/goaztecscom

SERIES HISTORY VS. SD CHRISTIAN

SAN DIEGO STATE LEADS, 6-0

Home: 6-0, Away: 0-0, Neutral: 0-0

Date	Location	Score
N.26.10	San Diego (VA)	W 88-69
J.5.12	San Diego (VA)	W 83-52
N.13.12	San Diego (VA)	W 91-57
N.20.13	San Diego (VA)	W 93-41
D.27.14	San Diego (VA)	W 72-50
N.18.15	San Diego (VA)	W 71-61

VA - Viejas Arena

and fifth in two-point percentage (.416).

- 2013-14 ranks: 2nd in scoring defense, 6th in scoring margin, 8th in field-goal percentage defense.
- 2014-15 ranks: 2nd in scoring defense, 7th in field-goal percentage defense, 24th in blocked shots.

DAKARAI ISLAND

■ Senior Dakarai Allen established himself as one of the top defenders in the nation last season. The Elk Grove, California native ranked first in the country last year in points per possession allowed (0.591) among 949 Division I players with at least 200 possessions defended, according to Synergy.

KEY STARTING EXPERIENCE

- Senior Dakarai Allen and junior Malik Pope are two Aztecs who started a significant amount of games last season, but are not considered returning starters, and figure to log heavy minutes through the campaign. Allen earned the starting nod 17 times and Pope started on 16 occasions.
- Senior Matt Shrigley, who was a returning starter heading into 2015-16, but was sidelined due to ACL surgery in July 2015, started 15 times in 2014-15.
- Others with starting experience at the Division I level include, Montaque Gill-Caesar and Valentine Izundu, who each started 13 games at Missouri and Washington State, respectively.

NEW FACES

- San Diego State welcomes three new faces to floor in transfers Montaque Gill-Caesar, Max Hoetzel and Valentine Izundu, and redshirt freshman Nolan Narain.
- Gill-Caesar and Hoetzel transferred to SDSU from Missouri and Indiana, respectively, while Izundu is a graduate transfer from Washington State. The last time San Diego State had three transfers making their debut in one season was in 2012-13 when JJ O'Brien (Utah), Dwayne Polee II (St. John's) and James Johnson (Virginia) all became eligible. That team won 23 games and advanced to the NCAA tournament.

NEW FACES... NEXT YEAR

- SDSU signed a pair of players from Southern California on the first day of the early signing period on Nov. 9. Inking National Letters of Intent were a versatile wing in Jordan Schakel and combo guard Adam Seiko.
- Hailing from Torrance, Schakel helped Bishop Montgomery High School to the Del Rey League championship and an appearance in the CIF State Open Division regional final last season as a junior. A versatile wing, Schakel averaged 18.1 points and 7.1 rebounds, and knocked down 81 three-pointers en route to Daily Breeze all-area first-team and all-CIF Southern Section Open Division accolades. Standing at 6-6, 180 pounds, Schakel is a four-star player by both ESPN and Scout, and the 137th player nationally on the Rivals 150.
- Seiko, a native of Chatsworth, inks with San Diego State out of Sierra Canyon High School. The 6-4, 195-pound combo guard averaged 9.0 points, 3.2 rebounds and 2.0 assists as junior, while knocking down 50.8 percent of his field-goal attempts (.424 3FG) over his prep career, according to MaxPreps. Seiko helped Sierra Canyon to the CIF Southern Section Open Division finals and the Open Division state regionals. He is a three-star player by Rivals.

POLLING

- The Aztecs for the second straight week are receiving votes in both major college basketball polls, but received some preseason top-25 love from some national writers. ESPN's Jeff Goodman has SDSU at No. 16, ESPN's Dick Vitale put the Aztecs at No. 23, Sporting News' Ryan Fagan has San Diego State at No. 25.

NOT AN EASY TASK

- Defeating the Aztecs at home has not been easy for opponents. Since the start of 2005-06, the Aztecs are 160-20 (.889) inside Viejas Arena.
- Only 15 teams have won inside Viejas Arena since the start of 2005-06. Of the 15, eight were non-conference foes.

BEST HOME RECORDS, SINCE 2005-06 (Through Nov. 14)

Rk.	Team	W	L	Pct.
1.	Kansas	185	9	95.4
2.	Duke	172	14	92.5
3.	Gonzaga	152	16	90.5
4.	Brigham Young	161	17	90.4
5.	Belmont	125	15	89.3
6.	Ohio State	189	23	89.2
7.	Kentucky	172	21	89.1
8.	San Diego State	160	20	88.9
9.	Stephen F. Austin	145	19	88.4
10.	VCU	149	20	88.2

TOUGH AWAY FROM HOME

- San Diego State is 81-38 (68.1 percent) in road/neutral games since March 6, 2010. That is the fifth-highest winning percentage in the country during that time frame.

BEST ROAD/NEUTRAL RECORDS, SINCE MARCH 6, 2010 (Through Nov. 14)

Rk.	Team	W	L	Pct.
1.	Gonzaga	90	30	75.0
2.	Wichita State	88	31	73.9
3.	Duke	91	35	72.2

4.	Kansas	90	38	70.3
5.	San Diego State	81	38	68.1
6.	Kentucky	87	41	68.0
7.	Louisville	72	36	66.7
8.	Stephen. F. Austin	72	37	66.1
9.	North Carolina	87	45	65.9
10.	Arizona	76	40	65.5

■ Included in that stretch are victories at Kansas, at Arizona, at Gonzaga, at New Mexico (four times), at UNLV (eight times), at California, at Utah State (twice), at Utah and at USC. Also included are neutral court victories over UCLA, California, Marquette, Creighton, New Mexico, BYU (twice), Oklahoma, Pittsburgh and St. John's.

ATOP THE MOUNTAIN

■ Since the beginning of the Mountain West in 1999-00, San Diego State has the most men's basketball championships than any other current member of the league, which is a remarkable feat considering the Aztecs went 0-14 in league play the first season (1999-2000) and 4-10 the second year (2000-01). Here is the list of current Mountain West schools with their regular-season championships (includes ties) and tournament championships: 1. San Diego State 10, New Mexico 8, t-3. UNLV 3, t-3. Wyoming 3, 5. Air Force 1, Colorado State 1, Boise State 1, Fresno State 1.

MOUNTAIN WEST RECORDS (through 2015-16), SINCE 2010-11 SEASON (includes MW Championship)

Rk.	Team	W	L	Pct.	RS Championships	Tourney Championships
1.	San Diego State	91	26	77.8	5	1
2.	New Mexico	73	40	64.6	2	3
3.	UNLV	63	50	55.8	0	0
4.	Colorado State	61	50	55.0	0	0
5.	Boise State	49	43	53.3	1	0
6.	Fresno State	41	36	53.2	0	1
7.	Utah State	27	32	45.8	0	0
8.	Wyoming	44	65	40.4	0	1
9.	Nevada	29	46	38.7	0	0
10.	Air Force	35	72	32.7	0	0
11.	San José State	5	51	8.9	0	0

STREAKING THROUGH CALIFORNIA

- SDSU had won 47 straight games vs. teams from the state of California, a streak that dated to Dec. 2, 2009, before falling at Fresno State, 59-57, on Jan. 3, 2015.
- The Aztecs are now 57-4 in their last 61 vs. California schools and 47-1 in their last 48 vs. non-league California teams.
- San Diego State has also beaten six Pac-12 schools during this remarkable run.
- The 47-game winning streak vs. California schools was the longest active streak in the country ahead of second-place BYU (22 straight vs. Colorado teams) and Pittsburgh (22 straight vs. Pennsylvania teams).
- Since the start of the 2010-11 season, San Diego State owns the best record of any school in California (170-47).

TOUGH TICKET

- The Aztecs have played in front of 73 straight regular-season home sellouts at Viejas Arena.
- The 2016-17 campaign represents the fifth straight year SDSU is sold out on a season-ticket basis.
- San Diego State has led all California Division I schools in average home attendance the last six seasons.
- By averaging 12,414 fans at its home games in 2015-16, SDSU ranked 29th nationally.

WE OWN THE SYSTEM

- San Diego State is a member of the California State University system and has won 21 straight home games against CSU schools. The streak dates to the 2000-01 campaign. The Aztecs' last loss to a Cal State school at home happened back on Jan. 5, 2000, against Cal State Fullerton, which occurred during Steve Fisher's first season at SDSU.
- SDSU has also won 21 consecutive non-conference games vs. its fellow CSU institutions. The Aztecs have not suffered a loss since Nov. 27, 2000, at Fresno State (WAC).

PRETTY GOOD WHEN LOW ON TIME

- The Aztecs have been good at preparing when short on time. When there is less than 24 hours to prepare, SDSU is 16-2 in its last 18 regular-season tries.

PROGRAM NOTES ENTERING 2016-17

- San Diego State has won at least 20 games and advanced to the postseason 11 straight years (seven NCAAs, four NITs). In those 11 seasons, the Aztecs have averaged 26 victories.
- The Aztecs have won at least one postseason tournament game in an NCAA-sponsored event (NCAA or NIT) four years in a row (2013 NCAA third round, 2014 NCAA Sweet 16, 2015 NCAA third round, 2016 NIT semifinals), which is tied for the fifth-longest active streak in America.
- SDSU has reached the postseason and appeared in 11 straight NCAA-sponsored tournaments (NCAA or NIT), which is tied for the eighth-longest active streak nationally.
- SDSU has won at least 27 games the last three years and has averaged nearly 29 wins during that span (28.7).
- San Diego State has won at least 23 games in eight straight seasons (27.5 wins per year).
- SDSU is one of six schools to win at least 23 games every season from 2008-09 to 2015-16 (Brigham Young, Duke, Gonzaga, Kansas,

AMONG THE BEST

BEST FOOTBALL AND MEN'S BASKETBALL WINNING PERCENTAGE SINCE THE BEGINNING OF THE 2010-11 ACADEMIC YEAR (through Nov. 13, 2016)

Rk.	Team	W	L	Pct.
1.	Ohio State	242	67	78.3
2.	Louisville	235	73	76.3
3.	San Diego State	231	74	75.7
4.	Wisconsin	231	79	74.5
5.	Michigan State	228	83	73.3
6.	Oregon	227	83	73.2
7.	Duke	220	86	71.9
8.	North Carolina	225	88	71.9
9.	Arizona	219	88	71.3
10.	Brigham Young	212	91	70.0

BEST MEN'S BASKETBALL WINNING PERCENTAGE SINCE THE BEGINNING OF THE 2010-11 SEASON (Through Nov. 14)

Rk.	Team	W	L	Pct.
1.	Wichita State	179	38	82.5
2.	Gonzaga	177	38	82.3
3.	Kansas	183	41	81.7
4.	Duke	177	42	80.8
5.	Kentucky	184	44	80.7
6.	Arizona	173	46	79.0
7.	San Diego State	170	47	78.3
8.	Stephen F. Austin	155	43	78.3
9.	Louisville	173	48	78.3
10.	North Carolina	171	54	76.0

PRESEASON MOUNTAIN WEST POLL

Rk.	Team	Points	1P Votes
1.	San Diego State	293	23
2.	Nevada	253	--
3.	New Mexico	249	3
4.	Fresno State	200	1
5.	Boise State	164	--
6.	Utah State	153	--
7.	Colorado State	146	--
8.	UNLV	120	--
9.	Air Force	90	--
10.	Wyoming	73	--
11.	San José State	41	--

All-MW Team

Trey Kell, Jr., G, San Diego State

Cameron Oliver, So., F, Nevada

Elijah Brown, Jr., G, New Mexico

Jalen Moore, Sr., W, Utah State

Tim Williams, Jr., F, New Mexico

Player of the Year: Elijah Brown, Jr., G, New Mexico

Co-Freshmen of the Year: Jalen McDaniels, F, San Diego State; Koby McEwen, G, Utah State

Newcomer of the Year: Montaque Gill-Caesar, So., G, San Diego State

POLL TRACKER

SAN DIEGO STATE IN THE TOP-25 POLLS

Week	Associated Press		Coaches	
	Rk.	Points	Rk.	Points
Preseason	rv (30)	48	rv (35)	17
Nov. 14	rv (29)	54	rv (31)	20

AP POLL BREAKDOWN

Total Polls Ranked	66
Top 10 Rankings	21
Longest Consecutive Polls Ranked	23
Current Streak	0

Seasons Ranked	5
Consecutive Seasons Ranked	0

Highest Ranking	4 (Jan. 24, 2011)
Record As Ranked Team	97-22
Record As Ranked Team vs. AP Top 25	6-9
Record As Ranked Team vs. Unranked	91-13

LAST TIME SAN DIEGO STATE WAS...

Ranked: Feb. 23, 2015
Ranked In The Top 15: Dec. 1, 2014 (13th)
Ranked In The Top 10: March 10, 2014 (T-8th)
Ranked In The Top 5: Feb. 10, 2014 (5th)

RANK	WEEKS	RECORD
No. 1		
No. 2		
No. 3		
No. 4	1	1-1
No. 5	3	4-1
No. 6	8	12-3
No. 7	5	10-0
No. 8	1	2-1
No. 9	1	2-0
No. 10	2	3-0
No. 11	1	2-0
No. 12		
No. 13	7	8-6
No. 14	1	2-0
No. 15	2	2-3
No. 16	4	7-0
No. 17	4	6-1
No. 18	5	9-1
No. 19	2	2-1
No. 20	2	0-1
No. 21	2	4-0
No. 22	3	2-2
No. 23	1	1-0
No. 24	5	6-1
No. 25	6	9-0
TOTALS	66	97-22

VCU).

- The Aztecs have won Mountain West regular-season crown (outright or shared) five times in the last six years.
- San Diego State has been one of the elite programs in the nation since the start of the 2010-11 season, posting a cumulative record of 169-46. SDSU's .797 winning percentage is the seventh-best nationally over the last six years.
- The Aztecs will feature a 2016-17 roster that will have a total of 603 games under their collective belt, which is more than both of the program's NCAA Sweet 16 squads. The 2010-11 group entered the year with 523 career games played, while the 2013-14 team boasted 450 career Division I outings at the start of that campaign.
- San Diego State is set to return 72.6 percent of its scoring, 61.2 percent of its rebounding, 62.7 percent of its assists, 48.8 percent of its blocked shots, 69.8 percent of its steals, and 95.5 percent of its three-point field goals.



JEFF JACOBS JAM CENTER

On Aug. 23, 2015, San Diego State held a grand-opening ceremony for the 23,500-square-foot Jeff Jacobs JAM Center. The \$15-million facility is located just south of Fowler Athletics Center and east of the San Diego State football practice fields. The JAM Center includes:

- Two full-length basketball courts
- Locker rooms
- Team lounges
- Coaches locker rooms
- Eight baskets
- Two scoreboards
- Athletic training room
- Film room equipped with 80-inch short throw projector with write-on capability
- Keiser strength equipment

Hundreds of supporters contributed to the effort to make the Jeff Jacobs JAM Center a reality. In addition to the naming gift from Jeff Jacobs, Hal and Debby Jacobs, Steve and Lisa Altman and Jim Morris, creating the name "JAM" Center, sizeable donations were made from the Manna Charitable Foundation and the Walter and Betty Zable Foundation.



SDSU BROADCAST ROSTER


San Diego Christian at [rv/rv] San Diego State | Steve Fisher Court at Viejas Arena | Nov. 16, 2016



2
BEN PEREZ

Guard
6-3, 175, Sophomore-1L
San Marcos, Calif.
USAF Prep Academy

PPG: -- RPG: -- APG: --
FG%: -- 3FG: -- FT%: --



3
TREY KELL

Guard
6-4, 210, Junior-2L
San Diego, Calif.
St. Augustine HS

PPG: 18.5 RPG: 4.0 APG: 1.5
FG%: 35.5 3FG: 16.7 FT%: 81.3



4
DAKARAI ALLEN

Guard
6-5, 200, Senior-3L
Elk Grove, Calif.
Sheldon High

PPG: 5.5 RPG: 4.5 APG: 0.5
FG%: 3/9 3FG: 1/3 FT%: 4/7



5
JALEN MCDANIELS

Forward
6-9, 190, Freshman-HS
Federal Way, Wash.
Federal Way High

PPG: -- RPG: -- APG: --
FG%: -- 3FG: -- FT%: --



10
MAX HOETZEL

Forward
6-9, 210, Sophomore-TR
Calabasas, Calif.
Indiana

PPG: -- RPG: -- APG: --
FG%: -- 3FG: -- FT%: --



11
D'ERRYL WILLIAMS

Guard
6-3, 205, Senior-3L
Sacramento, Calif.
Sheldon High

PPG: 3.0 RPG: 2.5 APG: 0.5
FG%: 2/6 3FG: 2/2 FT%: 0/0



12
EMMANUEL WILSON

Guard
6-2, 185, Freshman-HS
Dallas, Texas
Plano East Senior High

PPG: -- RPG: -- APG: --
FG%: -- 3FG: -- FT%: --



14
ZYLAN CHEATHAM

Forward
6-9, 215, Freshman-RS
Phoenix, Ariz.
South Mountain High

PPG: 6.0 RPG: 5.0 APG: 1.5
FG%: 4/10 3FG: 0/1 FT%: 4/5



20
MATT SHRIGLEY

Guard
6-6, 190, Senior-3L
San Diego, Calif.
La Costa Canyon High


PPG: 0.0 RPG: 3.0 APG: 0.0
FG%: 0/2 3FG: 0/2 FT%: 0/0



21
MALIK POPE

Forward
6-10, 220, Junior-2L
Sacramento, Calif.
Laguna Creek High

PPG: -- RPG: -- APG: --
FG%: -- 3FG: -- FT%: --



23
MONTAQUE GILL-CAESAR

Guard
6-6, 215, Sophomore-TR
Vaughan, Ontario, Canada
Missouri

PPG: 4.0 RPG: 5.0 APG: 0.0
FG%: 3/14 3FG: 1/6 FT%: 1/2



24
NOLAN NARAIN

Forward
6-9, 220, Freshman-RS
Hamilton, Ontario, Canada
La Lumiere School (Ind.)

PPG: 1.0 RPG: 0.0 APG: 0.0
FG%: 1/4 3FG: 0/1 FT%: 0/0



33
NIKSHA FEDERICO

Forward
6-7, 200, Senior-SQ
San Diego, Calif.
Cathedral Catholic High

PPG: -- RPG: -- APG: --
FG%: -- 3FG: -- FT%: --



42
JEREMY HEMSLEY

Guard
6-3, 190, Sophomore-1L
Rancho Cucamonga, Calif.
Damien High

PPG: 19.5 RPG: 4.0 APG: 2.0
FG%: 48.3 3FG: 54.5 FT%: 5/5



45
VALENTINE IZUNDU

Center
6-10, 240, Senior-TR
Houston, Texas
Washington State

PPG: 1.0 RPG: 4.0 APG: 0.0
FG%: 1/2 3FG: 0/0 FT%: 0/1

2016-17 SAN DIEGO STATE ALPHABETICAL ROSTER

No.	Name	Pos.	Ht.	Wt.	Yr.	Exp.	Most Recent Div. I Season			Hometown (High School/Previous School)
							PPG	RPG	APG	
4	Dakarai Allen	G	6-5	200	Sr.	3L	6.4	2.7	1.2	Elk Grove, Calif. (Sheldon High)
14	Zylan Cheatham	F	6-9	220	So.	1L	7.9	5.4	0.9	Phoenix, Ariz. (South Mountain High)
33	Niksha Federico	F	6-7	200	Sr.	SQ	1.1	0.1	0.1	San Diego, Calif. (Cathedral Catholic High)
23	Montaque Gill-Caesar	G	6-6	215	So.	TR	9.1	3.0	0.5	Vaughan, Ontario, Canada (Huntington Prep (W.Va.)/Missouri)
42	Jeremy Hemsley	G	6-3	190	So.	1L	12.0	2.4	1.8	Rancho Cucamonga, Calif. (Damien High)
10	Max Hoetzel	F	6-9	210	So.	TR	2.4	1.3	0.3	Calabasas, Calif. (Wilbraham & Monson Academy (Mass.)/Indiana)
45	Valentine Izundu	C	6-10	240	Sr.	TR	3.8	2.7	0.3	Houston, Texas (Lamar Consolidated High/Washington State)
3	Trey Kell	G	6-4	210	Jr.	2L	12.6	3.7	1.4	San Diego, Calif. (St. Augustine High)
5	Jalen McDaniels	F	6-9	190	Fr.	HS	--	--	--	Federal Way, Wash. (Federal Way High)
24	Nolan Narain	F	6-9	220	Fr.	RS	--	--	--	Hamilton, Ontario, Canada (La Lumiere School (Ind.))
2	Ben Perez	G	6-3	175	So.	1L	2.9	0.8	0.2	San Marcos, Calif. (Air Force Prep Academy (Colo.))
21	Malik Pope	F	6-10	220	Jr.	2L	7.3	5.0	0.8	Sacramento, Calif. (Laguna Creek High)
20	Matt Shrigley	F	6-6	190	Sr.	3L	2.4	1.0	0.6	San Diego, Calif. (La Costa Canyon High)
11	D'Erryl Williams	G	6-3	205	Sr.	3L	1.3	0.7	0.3	Sacramento, Calif. (Sheldon High)
12	Emmanuel Wilson	G	6-2	185	Fr.	RS	--	--	--	Dallas, Texas (Plano East Senior High)

2016-17 SAN DIEGO STATE NUMERICAL ROSTER

No.	Name	Pos.	Ht.	Wt.	Yr.	Exp.	Most Recent Div. I Season			Hometown (High School/Previous School)
							PPG	RPG	APG	
2	Ben Perez	G	6-3	175	So.	1L	2.9	0.8	0.2	San Marcos, Calif. (Air Force Prep Academy (Colo.))
3	Trey Kell	G	6-4	210	Jr.	2L	12.6	3.7	1.4	San Diego, Calif. (St. Augustine High)
4	Dakarai Allen	G	6-5	200	Sr.	3L	6.4	2.7	1.2	Elk Grove, Calif. (Sheldon High)
5	Jalen McDaniels	F	6-9	190	Fr.	HS	--	--	--	Federal Way, Wash. (Federal Way High)
10	Max Hoetzel	F	6-9	210	So.	TR	2.4	1.3	0.3	Calabasas, Calif. (Wilbraham & Monson Academy (Mass.)/Indiana)
11	D'Erryl Williams	G	6-3	205	Sr.	3L	1.3	0.7	0.3	Sacramento, Calif. (Sheldon High)
12	Emmanuel Wilson	G	6-2	185	Fr.	RS	--	--	--	Dallas, Texas (Plano East Senior High)
14	Zylan Cheatham	F	6-9	220	So.	1L	7.9	5.4	0.9	Phoenix, Ariz. (South Mountain High)
20	Matt Shrigley	F	6-6	190	Sr.	3L	2.4	1.0	0.6	San Diego, Calif. (La Costa Canyon High)
21	Malik Pope	F	6-10	220	Jr.	2L	7.3	5.0	0.8	Sacramento, Calif. (Laguna Creek High)
23	Montaque Gill-Caesar	G	6-6	215	So.	TR	9.1	3.0	0.5	Vaughan, Ontario, Canada (Huntington Prep (W.Va.)/Missouri)
24	Nolan Narain	F	6-9	220	Fr.	RS	--	--	--	Hamilton, Ontario, Canada (La Lumiere School (Ind.))
33	Niksha Federico	F	6-7	200	Sr.	SQ	1.1	0.1	0.1	San Diego, Calif. (Cathedral Catholic High)
42	Jeremy Hemsley	G	6-3	190	So.	1L	12.0	2.4	1.8	Rancho Cucamonga, Calif. (Damien High)
45	Valentine Izundu	C	6-10	240	Sr.	TR	3.8	2.7	0.3	Houston, Texas (Lamar Consolidated High/Washington State)

Head Coach:

Steve Fisher (Illinois State, 1967), 18th Season

Assoc. HC/HC in Waiting:

Brian Dutcher (Minnesota, 1982), 18th Season

Assistant Coaches:

Justin Hutson (CSU Bakersfield, 1994), Ninth Season

Dave Velasquez (San Diego State, 2007), 15th Season

Assistant to the Head Coach:

Mark Fisher (Michigan, 2001), 15th Season

Asst. AD/Director of Operations:

Matt Soria (San Diego State, 2002), 17th Season

Director of Player Development:

Tim Shelton (San Diego State, 2011), 10th Season

ELIGIBLE IN 2017-18

No.	Name	Pos.	Ht.	Wt.	Yr.	Exp.	Most Recent Div. I Season			Hometown (High School/Previous School)
							PPG	RPG	APG	
0	Devin Watson	G	6-1	165	Jr.	TR	20.3	2.5	4.9	Oceanside, Calif. (El Camino High/San Francisco)

PRONUNCIATIONS

Dakarai Allen

Duh-kar-ree Allen

Zylan Cheatham

ZY-lin Cheat-um

Niksha Federico

NEEK-sha Federico

Montaque Gill-Caesar

MON-take Gill-Caesar

Max Hoetzel

Max HOTE-zull

Valentine Izundu

Valentine i-ZOON-doo

D'Erryl Williams

DEE-air-ol Williams



STEVE FISHER

26th-Full Season • 18th Season at SDSU • Illinois State, 1967

- 2015 John R. Wooden Legends of Coaching Award Recipient
- 2011 Naismith Coach of the Year
- 2011 NABC Coach of the Year
- 2011 Adolph Rupp Cup recipient
- 1992 Basketball Times Coach of the Year
- 15 NCAA tournament appearances (8 San Diego State, 7 Michigan)
- 22 postseason appearances
- 10 Mountain West championships (6 regular season, 4 tournament)
- 4-time MW Coach of the Year (2011, 2012, 2014, 2016-media/coaches)
- 3-time NABC District Coach of the Year (2011, 2012, 2014)
- 2-time USBWA District Coach of the Year (2011, 2012)
- 2-time Basketball Times District Coach of the Year (2012, 2014)
- SDSU and Mountain West all-time winningest coach
- Longest-tenured coach in Mountain West history

RECORD BREAKDOWN

	Career
Home	312-78
Away	147-153
Neutral	93-46

By Month

November	81-28
December	140-47
January	124-70
February	101-74
March	100-52
April	4-2

Games Decided By/In

1-Point Games	24-10
2 Points	28-23
3 Points or Less	99-65
Overtime	39-17



Steve Fisher Year-By-Year

Year	School	W	L	Pct.	Conference			Postseason/Honors
					W	L	Pct.	
1989	Michigan	6	0	1.000	-	-	-	NCAA Champions
1989-90	Michigan	23	8	.742	12	6	.667	NCAA Second Round
1990-91	Michigan	14	15	.483	7	11	.389	NIT First Round
1991-92	Michigan	25	9	.735	11	7	.611	NCAA Runner-Up, <i>Basketball Times</i> Coach of the Year
1992-93	Michigan	31	5	.861	15	3	.833	NCAA Runner-Up
1993-94	Michigan	24	8	.750	13	5	.722	NCAA Regional Finalist
1994-95	Michigan	17	14	.548	11	7	.611	NCAA First Round
1995-96	Michigan	20	12	.625	10	8	.556	NCAA First Round
1996-97	Michigan	24	11	.686	9	9	.500	NIT Champions
Eight Full Seasons at UM		184	82	.692	88	56	.611	7 NCAA Tournaments, 9 Postseason Appearances

Year	School	W	L	Pct.	W	L	Pct.	Postseason/Honors
1999-00	San Diego State	5	23	.179	0	14	.000	
2000-01	San Diego State	14	14	.500	4	10	.286	8th-most improved team in the country (Sagarin Ratings)
2001-02	San Diego State	21	12	.636	7	7	.500	NCAA First Round; Aztecs' first NCAA trip since 1985
2002-03	San Diego State	16	14	.552	6	8	.429	NIT Second Round; Aztecs reach postseason in consecutive yrs
2003-04	San Diego State	14	16	.483	5	9	.357	Two players that earned all-league honors return in 04-05
2004-05	San Diego State	11	18	.379	4	10	.286	Young Aztecs drop seven games by four points or less or in overtime
2005-06	San Diego State	24	9	.727	13	3	.813	NCAA First Round; MWC regular season and tournament champs.
2006-07	San Diego State	22	11	.667	10	6	.625	NIT Second Round; First road win in D-I postseason tourney
2007-08	San Diego State	20	13	.606	9	7	.563	NIT First Round; Third straight 20-win season
2008-09	San Diego State	26	10	.722	11	5	.688	NIT Semifinals; Fourth straight 20-win year; SDSU-record 26 wins
2009-10	San Diego State	25	9	.735	11	5	.667	NCAA First Round, MWC tournament champions
2010-11	San Diego State	34	3	.919	14	2	.875	NCAA Sweet 16; MWC champions (co-reg. season, tourney), MWC COY
2011-12	San Diego State	26	8	.765	10	4	.714	NCAA Second Round; MW co-reg. season champs; MW COY
2012-13	San Diego State	23	11	.676	9	7	.563	NCAA Third Round; Fifth straight season with at least 23 wins
2013-14	San Diego State	31	5	.861	16	2	.889	NCAA Sweet 16; Outright Mountain West regular-season champions, MW COY
2014-15	San Diego State	27	9	.750	14	4	.778	NCAA Third Round; MW co-regular-season champions
2015-16	San Diego State	28	10	.737	16	2	.889	Outright Mountain West regular-season champions, MW COY - media/coaches
2016-17	San Diego State	1	1	.500	0	0	.000	
18 Seasons at SDSU		368	196	.652	159	106	.600	8 NCAA Tournaments; 13 Postseason Appearances

	W	L	Pct.	W	L	Pct.	Postseason/Honors
26-Full Season Career	552	278	.665	247	162	.604	15 NCAA Tournaments, 22 Postseason Appearances

SEASON / CAREER HIGHS

Points

Season
Career 11 vs. Nicholls (12-10-15)

Rebounds

Season
Career 3 vs. Nicholls (12-10-15)
3 vs. Illinois State (11-13-15)

Assists

Season
Career 2 vs. Nicholls (12-10-15)

Field Goals

Season
Career 4 vs. Nicholls (12-10-15)
4 at Long Beach State (12-1-15)

Field Goals Attempted

Season
Career 10 vs. Nicholls (12-10-15)

Three-Point Field Goals

Season
Career 3 vs. Nicholls (12-10-15)
3 vs. Little Rock (11-21-15)

Three-Point FG Attempted

Season
Career 7 vs. Nicholls (12-10-15)
7 vs. Illinois State (11-13-15)

Free Throws

Season
Career 2 vs. Illinois State (11-13-15)

Free Throws Attempted

Season
Career 2 vs. Illinois State (11-13-15)

Steals

Season
Career 2 vs. IPFW (3-15-16)
2 vs. Nicholls (12-10-15)
2 vs. Illinois State (11-13-15)

Blocked Shots

Season
Career 1 at San José State (2-21-16)
1 vs. Grand Canyon (12-18-15)
1 vs. Nicholls (12-10-15)
1 vs. East Carolina (11-23-15)

Minutes Played

Season
Career 21 vs. Kansas (12-22-15)



2 • BEN PEREZ

GUARD • 6-3 • 175 • SOPHOMORE - 1L
SAN MARCOS, CALIF. (AIR FORCE PREP ACADEMY)

Quick Hits

- * Has not played this season (back).
- * Returns having made the fifth most three-pointers (16) in 2015-16 as a true freshman.
- * Nearly 60 percent (59.3 percent; 16-27) of his field goals last year were from behind the three-point arc.
- * Played the most games (25) of any Aztec last season without seeing time in the starting rotation.

2016-17 GAME-BY-GAME STATISTICS

Opponent	GS	FG	3FG	FT	O-D-R	PF	TP	A	TO	B	S	MP
San Diego												
at Gonzaga												
San Diego Christian												
vs. California												
Savannah State												
at Loyola												
at Grand Canyon												
Arizona State												
Alabama State												
vs. Southern Miss												
vs. TBD												
vs. TBD												
New Mexico												
at Nevada												
at Boise State												
San Jose State												
Utah State												
at UNLV												
at Air Force												
Colorado State												
Wyoming												
at Fresno State												
at San Jose State												
Nevada												
at Utah State												
UNLV												
Fresno State												
at Colorado State												
Air Force												
at New Mexico												

MISCELLANEOUS STATS / SAN DIEGO STATE RECORD

Category	2016-17 Season		Career Games	Career SDSU W/L
	Games	SDSU W/L		
Double-Figure Scoring	0	0-0	2	2-0
Double-Figure Assists	0	0-0	0	0-0
Double-Doubles	0	0-0	0	0-0
Led SDSU in Scoring	0	0-0	0	0-0
Led SDSU in Rebounding	0	0-0	0	0-0
Led SDSU in Assists	0	0-0	0	0-0
15+ Point Games	0	0-0	0	0-0
One Turnover or Less	0	0-0	23	17-6
Multiple Three-Pointers	0	0-0	5	3-2
Consecutive Games	Current	Long		
Double-Figure Scoring	0	2		
With At Least 1 Assist	0	1		
Played 30 or More Minutes	0	0		
Consecutive Made FTs	1	2		

► PEREZ CAREER STATISTICS

Year	G-GS	Min.-Avg.	FG-FGA	Pct.	3P-3PA	Pct.	FT-FTA	Pct.	OR	DR	Reb	Avg.	PF-D	AT	TO	BS	ST	Pts	Avg.
15-16	25-0	249-10.0	27-80	.338	16-60	.267	3-4	.750	6	14	20	0.8	17-0	5	10	5	10	73	2.9
16-17																			
Totals	25-0	249-10.0	27-80	.338	16-60	.267	3-4	.750	6	14	20	0.8	17-0	5	10	5	10	73	2.9

SEASON / CAREER HIGHS

Points

Season 23 vs. San Diego (11-11-16)
 Career 27 vs. Fresno State (1-19-16)

Rebounds

Season 4 at Gonzaga (11-14-16)
 4 vs. San Diego (11-11-16)
 Career 10 at Nevada (1-26-16)

Assists

Season 2 vs. San Diego (11-11-16)
 Career 5 at Colorado State (1-13-16)
 5 at Nevada (2-4-15)

Field Goals

Season 7 vs. San Diego (11-11-16)
 Career 9 vs. Fresno State (1-19-16)

Field Goals Attempted

Season 16 vs. San Diego (11-11-16)
 Career 17 vs. New Mexico (2-6-16)
 17 at Colorado State (1-13-16)

Three-Point Field Goals

Season 2 vs. San Diego (11-11-16)
 Career 4 - six times

Three-Point FG Attempted

Season 7 vs. San Diego (11-11-16)
 Career 12 vs. Air Force (2-13-16)

Free Throws

Season 7 vs. San Diego (11-11-16)
 Career 9 at Wyoming (1-14-15)

Free Throws Attempted

Season 9 vs. San Diego (11-11-16)
 Career 12 vs. Fresno State (1-19-16)
 12 vs. St. John's (3-20-15)

Steals

Season 2 at Gonzaga (11-14-16)
 Career 4 vs. Colorado State (2-2-16)

Blocked Shots

Season 1 vs. San Diego (11-11-16)
 Career 2 vs. Utah State (3-10-16)

Minutes Played

Season 35 at Gonzaga (11-14-16)
 35 vs. San Diego (11-11-16)
 Career 37 at Fresno State (2-10-16)
 37 at Nevada (1-26-16)
 37 vs. Fresno State (1-19-16)
 37 at Colorado State (1-13-16)



3 • TREY KELL

GUARD • 6-4 • 210 • JUNIOR - 2L
 SAN DIEGO, CALIF. (ST. AUGUSTINE HIGH)

Quick Hits

- * Returns as the team's top three-point shooter after making 71 on 38.4-percent shooting last season.
- * Scored in double figures in 27 of his last 33 games (14.2 ppg; 470 points).
- * Owns the most starting experience of any Aztec on the roster with 55 career starting assignments.

Season Highlights

- * Scored 23 points vs. San Diego (11-11-16) and teamed with Jeremy Hemsley (25 points) to become the first Aztec duo to score at least 20 points in a game since Jan. 15, 2012.
- * Led with the team with 14 points and two steals at No. 14/14 Gonzaga (11-14-16).

2016-17 GAME-BY-GAME STATISTICS

Opponent	GS	FG	3FG	FT	O-D-R	PF	TP	A	TO	B	S	MP
San Diego	*	7-16	2-7	7-9	1-3-4	1	23	2	2	1	1	35
at Gonzaga	*	4-15	0-5	6-7	1-3-4	0	14	1	2	0	2	35
San Diego Christian												
vs. California												
Savannah State												
at Loyola												
at Grand Canyon												
Arizona State												
Alabama State												
vs. Southern Miss												
vs. TBD												
vs. TBD												
New Mexico												
at Nevada												
at Boise State												
San Jose State												
Utah State												
at UNLV												
at Air Force												
Colorado State												
Wyoming												
at Fresno State												
at San Jose State												
Nevada												
at Utah State												
UNLV												
Fresno State												
at Colorado State												
Air Force												
at New Mexico												

MISCELLANEOUS STATS / SAN DIEGO STATE RECORD

Category	2016-17 Season		Career Games	Career SDSU W/L
	Games	SDSU W/L		
Double-Figure Scoring	2	1-1	36	29-7
Double-Figure Assists	0	0-0	0	0-0
Double-Doubles	0	0-0	1	1-0
Led SDSU in Scoring	1	0-1	17	13-4
Led SDSU in Rebounding	0	0-0	3	1-2
Led SDSU in Assists	1	1-0	12	8-4
15+ Point Games	1	1-0	21	18-3
5+ Assist Games	0	0-0	2	2-0
Consecutive Games	Current	Long		
Double-Figure Scoring	2	20		
With At Least 1 Assist	3	11		
Played 30 or More Minutes	2	13		
Consecutive Made FTs	4	10		

► KELL CAREER STATISTICS

Year	G-GS	Min.-Avg.	FG-FGA	Pct.	3P-3PA	Pct.	FT-FTA	Pct.	OR	DR	Reb	Avg.	PF-D	AT	TO	BS	ST	Pts	Avg.
14-15	35-15	709-20.3	62-186	.333	15-68	.221	58-91	.637	19	79	98	2.8	33-0	56	38	3	20	197	5.6
15-16	38-38	1,084-28.5	158-390	.405	71-185	.384	90-135	.667	29	113	142	3.7	51-1	54	68	7	30	477	12.6
16-17	2-2	70-35.0	11-31	.355	2-12	.167	13-16	.813	2	6	8	4.0	1-0	3	4	1	3	37	18.5
Totals	75-55	1,863-24.8	231-607	.381	88-265	.332	161-242	.665	50	198	248	3.3	85-1	113	110	11	53	711	9.5

SEASON / CAREER HIGHS

Points

Season 6 vs. San Diego (11-11-16)
 Career 16 vs. Illinois State (11-13-15)

Rebounds

Season 5 at Gonzaga (11-14-16)
 Career 7 vs. California (11-26-15)
 7 vs. Little Rock (11-21-15)

Assists

Season 1 vs. San Diego (11-11-16)
 Career 4 at San José State (2-21-16)
 4 vs. East Carolina (11-23-15)
 4 vs. SD Christian (11-18-15)

Field Goals

Season 2 at Gonzaga (11-14-16)
 Career 5 vs. IPFW (3-15-16)

Field Goals Attempted

Season 7 at Gonzaga (11-14-16)
 Career 10 vs. George Washington (3-29-16)
 10 vs. SD Christian (11-18-15)

Three-Point Field Goals

Season 1 at Gonzaga (11-14-16)
 Career 3 at Utah (11-16-15)

Three-Point FG Attempted

Season 2 at Gonzaga (11-14-16)
 Career 7 vs. Little Rock (11-21-15)

Free Throws

Season 4 vs. San Diego (11-11-16)
 Career 7 vs. Illinois State (11-13-15)
 7 vs. UC Riverside (11-8-13)

Free Throws Attempted

Season 6 vs. San Diego (11-11-16)
 Career 9 vs. Utah State (3-10-16)

Steals

Season 2 vs. San Diego (11-11-16)
 Career 4 vs. Georgia Tech (3-23-16)
 4 vs. Nevada (3-11-16)
 4 at San José State (2-21-16)
 4 vs. Wyoming (12-30-15)
 4 vs. Utah State (1-31-15)

Blocked Shots

Season 2 at Gonzaga (11-14-16)
 Career 3 vs. Illinois State (11-13-15)
 3 vs. Washington (12-8-13)

Minutes Played

Season 27 at Gonzaga (11-14-16)
 Career 34 vs. Fresno State (3-12-16)



4 • DAKARAI ALLEN

GUARD • 6-5 • 200 • SENIOR - 3L
 ELK GROVE, CALIF. (SHELDON HIGH)

Quick Hits

* Returns in 2016-17 as the team leader in steals after having 40 last season and 77 in his career.
 * Played in 102 career games (20 starts), which leads all Aztecs.
 * Is coming off a 2015-16 campaign where he averaged career highs in every statistic, including double-figure scoring games (12), all of which occurred last season.

Season Highlights

* Shared game-high honors with Jeremy Hemsley as both had three steals vs. San Diego (11-11-16).
 * Had a game-high-tying two blocked shots at No. 14/14 Gonzaga (11-14-16).

2016-17 GAME-BY-GAME STATISTICS

Opponent	GS	FG	3FG	FT	O-D-R	PF	TP	A	TO	B	S	MP
San Diego	*	1-2	0-1	4-6	1-3-4	4	6	1	1	0	3	20
at Gonzaga	*	2-7	1-2	0-1	0-5-5	2	5	0	0	2	0	27
San Diego Christian												
vs. California												
Savannah State												
at Loyola												
at Grand Canyon												
Arizona State												
Alabama State												
vs. Southern Miss												
vs. TBD												
vs. TBD												
New Mexico												
at Nevada												
at Boise State												
San Jose State												
Utah State												
at UNLV												
at Air Force												
Colorado State												
Wyoming												
at Fresno State												
at San Jose State												
Nevada												
at Utah State												
UNLV												
Fresno State												
at Colorado State												
Air Force												
at New Mexico												

MISCELLANEOUS STATS / SAN DIEGO STATE RECORD

Category	2016-17 Season		Career Games	Career SDSU W/L
	Games	SDSU W/L		
Double-Figure Scoring	0	0-0	12	9-3
15-Point Games	0	0-0	2	1-1
Led SDSU in Scoring	0	0-0	2	0-2
Led SDSU in Rebounding	0	0-0	2	1-1
Led SDSU in Assists	0	0-0	4	4-0
Multiple Steals	1	1-0	18	15-3
One Turnover or Less	2	1-1	83	68-15
Consecutive Games	Current	Long		
Consecutive Games Played	40	40		
Without Fouling Out	13	44		
Scoring A Point	15	15		
Double-Figure Scoring	0	2		
With At Least 1 Assist	0	7		

▶ ALLEN CAREER STATISTICS

Year	G-GS	Min.-Avg.	FG-FGA	Pct.	3P-3PA	Pct.	FT-FTA	Pct.	OR	DR	Reb	Avg.	PF-D	AT	TO	BS	ST	Pts	Avg.
13-14	29-1	306-10.6	25-60	.417	0-0	.000	23-43	.535	15	19	34	1.2	44-1	11	14	10	18	73	2.5
14-15	33-0	396-12.0	30-73	.411	2-10	.200	23-34	.676	19	37	56	1.7	58-1	14	21	8	19	85	2.6
15-16	38-17	841-22.1	78-202	.386	26-98	.265	63-93	.677	21	83	104	2.7	79-2	44	41	20	40	245	6.4
16-17	2-2	47-23.5	3-9	.333	1-3	.333	4-7	.571	1	8	9	4.5	6-0	1	1	2	3	11	5.5
Totals	102-20	1,590-15.6	136-344	.395	29-111	.261	113-177	.638	56	147	203	2.0	187-4	70	77	40	80	414	4.1

SEASON / CAREER HIGHS

Points
Season
Career 19 vs. Miss. Valley State (11-14-14)

Rebounds
Season
Career 9 vs. Miss. Valley State (11-14-14)

Assists
Season
Career 2 vs. Georgetown (12-27-14)
2 vs. Savannah State (12-6-14)

Field Goals
Season
Career 6 vs. Miss. Valley State (11-14-14)

Field Goals Attempted
Season
Career 12 vs. Miss. Valley State (11-14-14)

Three-Point Field Goals
Season
Career 1 vs. Maryland (3-13-15)
1 at Ohio State (1-25-15)
1 vs. Maryland (1-22-15)
1 at Illinois (1-18-15)
1 vs. Butler (12-20-14)
1 vs. Grand Canyon (12-13-14)
1 vs. Louisville (12-9-14)
1 vs. Pittsburgh (12-2-14)
1 vs. UNC Greensboro (11-28-14)
1 vs. Miss. Valley State (11-14-14)

Three-Point FG Attempted
Season
Career 6 vs. Miss. Valley State (11-14-14)


Free Throws
Season
Career 6 vs. Miss. Valley State (11-14-14)

Free Throws Attempted
Season
Career 8 vs. Miss. Valley State (11-14-14)

Steals
Season
Career 1 at Illinois (1-18-15)
1 vs. Eastern Washington (11-24-14)
1 vs. Texas Southern (11-17-14)
1 vs. Miss. Valley State (11-14-14)

Blocked Shots
Season
Career 1 vs. Louisville (12-9-14)
1 vs. Eastern Washington (11-24-14)
1 vs. Texas Southern (11-17-14)

Minutes Played
Season
Career 19 vs. Miss. Valley State (11-14-14)



10 • MAX HOETZEL

FORWARD • 6-9 • 210 • SOPHOMORE - TR
CALABASAS, CALIF. (INDIANA)

Quick Hits

- * Has not played this season (knee).
- * His freshman three-point field goal percentage (.345) would have ranked fourth among all Aztecs last season.
- * Is one of three newcomers this season with Division I experience (31 games) joining Montaque Gill-Caesar and Valentine Izundu.
- * Enters the season as the only newcomer with Division I postseason experience (2015 NCAA tournament).

2016-17 GAME-BY-GAME STATISTICS

Opponent	GS	FG	3FG	FT	O-D-R	PF	TP	A	TO	B	S	MP
San Diego				DNP - Injured								
at Gonzaga				Did Not Travel								
San Diego Christian												
vs. California												
Savannah State												
at Loyola												
at Grand Canyon												
Arizona State												
Alabama State												
vs. Southern Miss												
vs. TBD												
vs. TBD												
New Mexico												
at Nevada												
at Boise State												
San Jose State												
Utah State												
at UNLV												
at Air Force												
Colorado State												
Wyoming												
at Fresno State												
at San Jose State												
Nevada												
at Utah State												
UNLV												
Fresno State												
at Colorado State												
Air Force												
at New Mexico												

MISCELLANEOUS STATS / SAN DIEGO STATE RECORD

Category	2016-17 Season		Career Games	Career SDSU W/L
	Games	SDSU W/L		
Double-Figure Scoring	0	0-0	1	0-0
Double-Figure Rebounds	0	0-0	0	0-0
Double-Doubles	0	0-0	0	0-0
Led SDSU in Scoring	0	0-0	0	0-0
Led SDSU in Rebounding	0	0-0	0	0-0
Led SDSU in Assists	0	0-0	0	0-0
15+ Point Games	0	0-0	1	0-0
One Turnover or Less	0	0-0	28	0-0
Multiple Three-Pointers	0	0-0	0	0-0
Consecutive Games	Current	Long		
Double-Figure Scoring	0	0		
With At Least 1 Assist	0	0		
Played 30 or More Minutes	0	0		
Consecutive Made FTs	0	0		

► HOETZEL CAREER STATISTICS

Year	G-GS	Min.-Avg.	FG-FGA	Pct.	3P-3PA	Pct.	FT-FTA	Pct.	OR	DR	Reb	Avg.	PF-D	AT	TO	BS	ST	Pts	Avg.
14-15*	31-0	240-7.7	24-56	.429	10-29	.345	15-21	.714	10	31	41	1.3	32-1	10	13	3	4	73	2.4
16-17																			
Totals	31-0	240-7.7	24-56	.429	10-29	.345	15-21	.714	10	31	41	1.3	32-1	10	13	3	4	73	2.4

* - Indiana

SEASON / CAREER HIGHS

Points

Season 3 at Gonzaga (11-14-16)
3 vs. San Diego (11-11-16)
Career 9 vs. SD Christian (11-18-15)

Rebounds

Season 5 vs. San Diego (11-11-16)
Career 5 vs. San Diego (11-11-16)

Assists

Season 1 vs. San Diego (11-11-16)
Career 4 vs. Nicholls (12-10-15)

Field Goals

Season 1 at Gonzaga (11-14-16)
1 vs. San Diego (11-11-16)
Career 3 vs. SD Christian (11-18-15)

Field Goals Attempted

Season 4 vs. San Diego (11-11-16)
Career 4 vs. San Diego (11-11-16)

Three-Point Field Goals

Season 1 at Gonzaga (11-14-16)
1 vs. San Diego (11-11-16)
Career 1 at Gonzaga (11-14-16)
1 vs. San Diego (11-11-16)
1 at Fresno State (1-3-15)
1 vs. Ball State (12-20-14)
1 at Fresno State (3-1-14)

Three-Point FG Attempted

Season 1 at Gonzaga (11-14-16)
1 vs. San Diego (11-11-16)
Career 1 at Gonzaga (11-14-16)
1 vs. San Diego (11-11-16)
1 vs. Little Rock (11-21-15)
1 vs. Illinois State (11-13-15)
1 vs. Ball State (12-20-14)
1 at Fresno State (3-1-14)

Free Throws

Season
Career 3 vs. SD Christian (11-18-15)

Free Throws Attempted

Season
Career 3 vs. SD Christian (11-18-15)
3 at Fresno State (3-1-14)

Steals

Season 2 vs. San Diego (11-11-16)
Career 2 vs. San Diego (11-11-16)
2 vs. Nicholls (12-10-15)
2 vs. Little Rock (11-21-15)
2 vs. SD Christian (12-27-14)
2 vs. UC Riverside (12-22-14)

Blocked Shots

Season
Career 1 vs. San José State (2-25-14)
1 vs. Coll. of Charleston (11-28-13)

Minutes Played

Season 29 vs. San Diego (11-11-16)
Career 29 vs. San Diego (11-11-16)



11 • D'ERRYL WILLIAMS

GUARD • 6-3 • 205 • SENIOR - 3L
SACRAMENTO, CALIF. (SHELDON HIGH)

Quick Hits

* Entered this season having increased his scoring and rebounding numbers in each of his three seasons.

* Has committed only 21 turnovers in his career (423 minutes).

* Has equaled his career high for three-pointers in a single season just two games into the 2016-17 campaign.

* Entered the season as one of three returners who had positive assist-to-turnover ratios (Trey Kell, Matt Shrigley).

Season Highlights

* Played a career-high 29 minutes and led the team with a game-high five rebounds while adding three points and a career-high two steals vs. San Diego (11-11-16).

* Knocked down a three-pointer, on his only attempt, for the second straight game at No. 14/14 Gonzaga (11-14-16).

2016-17 GAME-BY-GAME STATISTICS

Opponent	GS	FG	3FG	FT	O-D-R	PF	TP	A	TO	B	S	MP
San Diego	1-4	1-1	0-0	1-4.5	4	3	1	0	0	2	2	29
at Gonzaga	1-2	1-1	0-0	0-0-0	2	3	0	1	0	1	1	7
San Diego Christian												
vs. California												
Savannah State												
at Loyola												
at Grand Canyon												
Arizona State												
Alabama State												
vs. Southern Miss												
vs. TBD												
vs. TBD												
New Mexico												
at Nevada												
at Boise State												
San Jose State												
Utah State												
at UNLV												
at Air Force												
Colorado State												
Wyoming												
at Fresno State												
at San Jose State												
Nevada												
at Utah State												
UNLV												
Fresno State												
at Colorado State												
Air Force												
at New Mexico												

MISCELLANEOUS STATS / SAN DIEGO STATE RECORD

Category	2016-17 Season		Career Games	Career SDSU W/L
	Games	SDSU W/L		
Double-Figure Scoring	0	0-0	0	0-0
20-Point Games	0	0-0	0	0-0
Lead SDSU in Scoring	0	0-0	0	0-0
Lead SDSU in Rebounding	1	1-0	1	1-0
Lead SDSU in Assists	0	0-0	3	2-1
Multiple 3FG	0	0-0	0	0-0
Multiple Steals	1	1-0	5	4-1
One Turnover or Less	2	1-1	55	43-12
Consecutive Games	Current	Long		
Consecutive Games Played	3	7		
One Turnover or Less	14	25		
Scoring A Point	2	5		
Double-Figure Scoring	0	0		
With At Least 1 Assist	0	2		

► WILLIAMS CAREER STATISTICS

Year	G-GS	Min.-Avg.	FG-FGA	Pct.	3P-3PA	Pct.	FT-FTA	Pct.	OR	DR	Reb	Avg.	PF-D	AT	TO	BS	ST	Pts	Avg.
13-14	20-0	127-6.4	4-12	.333	1-1	1.000	4-9	.444	3	8	11	0.6	17-0	8	3	2	0	13	0.7
14-15	17-0	129-7.6	8-14	.571	2-3	.667	1-2	.500	3	9	12	0.7	12-0	7	8	0	10	19	1.1
15-16	19-0	131-6.9	8-19	.421	0-3	.000	8-14	.571	1	12	13	0.7	17-0	6	9	0	6	24	1.3
16-17	2-0	36-18.0	2-6	.333	2-2	1.000	0-0	.000	1	4	5	2.5	6-0	1	1	0	3	6	3.0
Totals	58-0	423-7.3	22-51	.431	5-9	.556	13-25	.520	8	33	41	0.7	52-0	22	21	2	19	62	1.1

SEASON / CAREER HIGHS

Points

Season 8 vs. San Diego (11-11-16)
Career 17 vs. San José State (1-6-16)

Rebounds

Season 6 at Gonzaga (11-14-16)
Career 11 vs. Grand Canyon (12-18-15)

Assists

Season 2 at Gonzaga (11-14-16)
Career 4 vs. Kansas (12-22-15)

Field Goals

Season 3 vs. San Diego (11-11-16)
Career 5 vs. San José State (1-6-16)
5 at Utah State (1-2-16)
5 vs. Kansas (12-22-15)
5 vs. Biola (12-7-15)

Field Goals Attempted

Season 7 vs. San Diego (11-11-16)
Career 10 vs. California (11-26-15)

Three-Point Field Goals

Season
Career 1 vs. Biola (12-7-15)
1 vs. East Carolina (11-23-15)

Three-Point FG Attempted

Season 1 vs. San Diego (11-11-16)
Career 3 vs. Biola (12-7-15)

Free Throws

Season 2 at Gonzaga (11-14-16)
2 vs. San Diego (11-11-16)
Career 7 at Nevada (1-26-16)
7 vs. San José State (1-6-16)
7 vs. Nicholls (12-10-15)
7 vs. California (11-26-15)
7 vs. SD Christian (11-18-15)

Free Throws Attempted

Season 3 vs. San Diego (11-11-16)
Career 10 vs. Nicholls (12-10-15)

Steals

Season 1 at Gonzaga (11-14-16)
1 vs. San Diego (11-11-16)
Career 2 vs. Nevada (3-11-16)
2 at New Mexico (3-1-16)
2 vs. Utah State (1-23-16)
2 vs. Grand Canyon (12-18-15)

Blocked Shots

Season 1 at Gonzaga (11-14-16)
1 vs. San Diego (11-11-16)
Career 4 at Fresno State (2-10-16)

Minutes Played

Season 36 vs. San Diego (11-11-16)
Career 36 vs. San Diego (11-11-16)



14 • ZYLAN CHEATHAM

FORWARD • 6-9 • 220 • SOPHOMORE - 1L
PHOENIX, ARIZ. (SOUTH MOUNTAIN HIGH)

Quick Hits

- * Is one of three returning starters and entered the year with the second-most starts from a year ago (26).
- * Returned this season as the top shooter in terms of field goal percentage (.528) and is the No. 1 returning rebounder (5.4).
- * Shot at least 50 percent from the floor 25 times as a redshirt freshman.

Season Highlights

- * Played a career-high 36 minutes and did not commit a foul for an injury-plagued team vs. San Diego (11-11-16).
- * Had a team-high six rebounds and two assists at No. 14/14 Gonzaga (11-14-16).

2016-17 GAME-BY-GAME STATISTICS

Opponent	GS	FG	3FG	FT	O-D-R	PF	TP	A	TO	B	S	MP
San Diego	*	3-7	0-1	2-3	2-2-4	0	8	1	1	1	1	36
at Gonzaga	*	1-3	0-0	2-2	0-6-6	3	4	2	3	1	1	31
San Diego Christian												
vs. California												
Savannah State												
at Loyola												
at Grand Canyon												
Arizona State												
Alabama State												
vs. Southern Miss												
vs. TBD												
vs. TBD												
New Mexico												
at Nevada												
at Boise State												
San Jose State												
Utah State												
at UNLV												
at Air Force												
Colorado State												
Wyoming												
at Fresno State												
at San Jose State												
Nevada												
at Utah State												
UNLV												
Fresno State												
at Colorado State												
Air Force												
at New Mexico												

MISCELLANEOUS STATS / SAN DIEGO STATE RECORD

Category	2016-17 Season		Career	
	Games	SDSU W/L	Games	SDSU W/L
Double-Figure Scoring	0	0-0	10	8-2
Double-Figure Rebounds	0	0-0	6	4-2
Double-Doubles	0	0-0	2	2-0
Led SDSU in Scoring	0	0-0	2	1-1
Led SDSU in Rebounding	1	0-1	12	6-6
Led SDSU in Assists	1	0-1	5	2-3
15+ Point Games	0	0-0	2	2-0
15+ Rebound Games	0	0-0	0	0-0
Consecutive Games	Current	Long		
Double-Figure Scoring	0	2		
With At Least 1 Assist	4	6		
Played 30 or More Minutes	2	2		
Consecutive Made FTs	4	8		

► CHEATHAM CAREER STATISTICS

Year	G-GS	Min.-Avg.	FG-FGA	Pct.	3P-3PA	Pct.	FT-FTA	Pct.	OR	DR	Reb	Avg.	PF-D	AT	TO	BS	ST	Pts	Avg.
15-16	38-26	791-20.8	93-176	.528	3-17	.176	111-155	.716	62	143	205	5.4	87-2	36	72	26	22	300	7.9
16-17	2-2	67-33.5	4-10	.400	0-1	.000	4-5	.800	2	8	10	5.0	3-0	3	4	2	2	12	6.0
Totals	40-28	858-21.5	97-186	.522	3-18	.167	115-160	.719	64	151	215	5.4	90-2	39	76	28	24	312	7.8

SEASON / CAREER HIGHS

Points

Season
Career 16 at Colorado State (1-24-15)

Rebounds

Season 3 at Gonzaga (11-14-16)
Career 5 vs. Nevada (3-7-15)
5 vs. UC Riverside (12-22-14)
5 at UNLV (3-14-14)
5 vs. St. Katherine (12-27-13)

Assists

Season
Career 6 vs. Air Force (2-13-16)

Field Goals

Season
Career 6 at Colorado State (1-24-15)

Field Goals Attempted

Season 2 at Gonzaga (11-14-16)
Career 12 vs. Air Force (12-31-14)
12 vs. McNeese State (12-21-13)

Three-Point Field Goals

Season
Career 4 vs. Washington (3-21-16)
4 vs. Air Force (2-13-16)
4 vs. St. John's (3-20-15)
4 at Colorado State (1-24-15)
4 at Fresno State (1-3-15)
4 at UNLV (3-5-14)
4 vs. Utah State (2-18-14)
4 vs. Coll. of Charleston (11-28-13)

Three-Point FG Attempted

Season 2 at Gonzaga (11-14-16)
Career 12 vs. Air Force (12-31-14)

Free Throws

Season
Career 3 vs. San José State (2-25-14)

Free Throws Attempted

Season
Career 4 vs. Fresno State (1-15-14)
4 vs. St. Katherine (12-27-13)

Steals

Season
Career 3 at Wyoming (1-14-15)

Blocked Shots

Season
Career 3 at Air Force (1-20-15)

Minutes Played

Season 14 at Gonzaga (11-14-16)
Career 29 at Boise State (2-8-15)



20 • MATT SHRIGLEY

FORWARD • 6-6 • 190 • SENIOR - 3L
SAN DIEGO, CALIF. (LA COSTA CANYON HIGH)

Quick Hits

- * Has played the second-most games among all Aztecs (85).
- * Has knocked down 95 career three-pointers, which is the most on the team and the 16th-most in school history.
- * Only committed 49 turnovers in 1,426 career minutes.

Season Highlights

- * Made his season debut at No. 14/14 Gonzaga (11-14-16) and had three rebounds in 14 minutes after missing the opener vs. San Diego (11-11-16) due to an ankle injury.

2016-17 GAME-BY-GAME STATISTICS

Opponent	GS	FG	3FG	FT	O-D-R	PF	TP	A	TO	B	S	MP	
San Diego		DNP - Injured											
at Gonzaga	0-2	0-2	0-0	1-2-3	0	0	0	0	0	0	0	14	
San Diego Christian													
vs. California													
Savannah State													
at Loyola													
at Grand Canyon													
Arizona State													
Alabama State													
vs. Southern Miss													
vs. TBD													
vs. TBD													
New Mexico													
at Nevada													
at Boise State													
San Jose State													
Utah State													
at UNLV													
at Air Force													
Colorado State													
Wyoming													
at Fresno State													
at San Jose State													
Nevada													
at Utah State													
UNLV													
Fresno State													
at Colorado State													
Air Force													
at New Mexico													

MISCELLANEOUS STATS / SAN DIEGO STATE RECORD

Category	2016-17 Season		Career Games	Career SDSU W/L
	Games	SDSU W/L		
Double-Figure Scoring	0	0-0	15	13-2
20-Point Games	0	0-0	0	0-0
Led SDSU in Scoring	0	0-0	1	1-0
Led SDSU in Rebounding	0	0-0	0	0-0
Led SDSU in Assists	0	0-0	4	2-2
Multiple 3FG	0	0-0	25	21-4
Multiple Steals	0	0-0	7	6-1
One Turnover or Less	1	0-1	69	54-15
Consecutive Games	Current	Long		
Consecutive Games Played	1	36		
Without Fouling Out	85	85		
Scoring A Point	0	11		
Double-Figure Scoring	0	3		
With At Least 1 Assist	0	9		

► SHRIGLEY CAREER STATISTICS

Year	G-GS	Min.-Avg.	FG-FGA	Pct.	3P-3PA	Pct.	FT-FTA	Pct.	OR	DR	Reb	Avg.	PF-D	AT	TO	BS	ST	Pts	Avg.
13-14	36-3	568-15.8	63-168	.375	40-113	.354	22-33	.667	8	48	56	1.6	54-0	18	17	12	14	188	5.2
14-15	30-17	632-21.1	53-156	.340	41-126	.325	6-6	1.000	6	43	49	1.6	38-0	31	26	9	24	153	5.1
15-16	18-0	212-11.8	15-54	.278	14-49	.286	0-1	.000	3	15	18	1.0	18-0	11	6	2	2	44	2.4
16-17	1-0	14-14.0	0-2	.000	0-2	.000	0-0	.000	1	2	3	3.0	0-0	0	0	0	0	0	0.0
Totals	85-20	1,426-16.8	131-380	.345	95-290	.328	28-40	.700	18	108	126	1.5	110-0	60	49	23	40	385	4.5

SEASON / CAREER HIGHS

Points

Season
Career 22 at Colorado State (1-24-15)

Rebounds

Season
Career 12 vs. Washington (3-21-16)

Assists

Season
Career 5 vs. UNLV (3-5-16)

Field Goals

Season
Career 9 at Colorado State (1-24-15)

Field Goals Attempted

Season
Career 16 vs. Fresno State (3-12-16)

Three-Point Field Goals

Season
Career 4 at Colorado State (1-24-15)

Three-Point FG Attempted

Season
Career 5 vs. Georgia Tech (3-23-16)
5 vs. Utah State (3-10-16)
5 vs. Air Force (2-13-16)
5 at Long Beach State (12-1-15)
5 vs. SD Christian (11-18-15)
5 vs. Utah State (1-31-15)

Free Throws

Season
Career 6 at New Mexico (3-1-16)

Free Throws Attempted

Season
Career 6 at New Mexico (3-1-16)
6 vs. San José State (1-6-16)
6 vs. West Virginia (11-27-15)

Steals

Season
Career 2 vs. New Mexico (2-6-16)
2 vs. California (11-26-15)
2 vs. Bakersfield (11-20-14)

Blocked Shots

Season
Career 3 vs. Colorado State (2-2-16)
3 vs. Nevada (3-7-15)
3 vs. Boise State (2-28-15)

Minutes Played

Season
Career 37 at New Mexico (3-1-16)



21 • MALIK POPE

FORWARD • 6-10 • 220 • JUNIOR - 2L
SACRAMENTO, CALIF. (LAGUNA CREEK HIGH)

Quick Hits

- * Has not played this season (knee).
- * Had the second-highest three-point field-goal percentage (.373) and made the third-most three-pointers on the team (38) in 2015-16 despite averaging the sixth-most minutes (21.3).
- * Scored in double figures in seven of his last nine games and in nine of his last 13.
- * Eight of his 16 career double-figure scoring efforts came away from Viejas Arena.

2016-17 GAME-BY-GAME STATISTICS

Opponent	GS	FG	3FG	FT	O-D-R	PF	TP	A	TO	B	S	MP
San Diego				DNP - Injured								
at Gonzaga				DNP - Injured								
San Diego Christian												
vs. California												
Savannah State												
at Loyola												
at Grand Canyon												
Arizona State												
Alabama State												
vs. Southern Miss												
vs. TBD												
vs. TBD												
New Mexico												
at Nevada												
at Boise State												
San Jose State												
Utah State												
at UNLV												
at Air Force												
Colorado State												
Wyoming												
at Fresno State												
at San Jose State												
Nevada												
at Utah State												
UNLV												
Fresno State												
at Colorado State												
Air Force												
at New Mexico												

MISCELLANEOUS STATS / SAN DIEGO STATE RECORD

Category	2016-17 Season		Career Games	Career SDSU W/L
	Games	SDSU W/L		
Double-Figure Scoring	0	0-0	16	13-3
Double-Doubles	0	0-0	4	3-1
Led SDSU in Scoring	0	0-0	7	4-3
Led SDSU in Rebounding	0	0-0	10	7-3
Led SDSU in Assists	0	0-0	5	4-1
15+ Point Games	0	0-0	7	5-2
2+ Assist Games	0	0-0	10	8-2
Consecutive Games	Current	Long		
Double-Figure Scoring	0	4		
With At Least 1 Assist	1	5		
Played 30 or More Minutes	0	1		
Consecutive Made FTs	1	8		

► POPE CAREER STATISTICS

Year	G-GS	Min.-Avg.	FG-FGA	Pct.	3P-3PA	Pct.	FT-FTA	Pct.	OR	DR	Reb	Avg.	PF-D	AT	TO	BS	ST	Pts	Avg.	
14-15	31-0	459-14.8	56-123	.455	20-49	.408	27-40	.675	25	59	84	2.7	30-0	19	25	24	8	159	5.1	
15-16	38-16	810-21.3	101-252	.401	38-102	.373	37-57	.649	33	156	189	5.0	56-1	29	41	29	10	277	7.3	
16-17																				
Totals	69-16	1,269-18.4	157-375	.419	58-151	.384	64-97	.660	58	215	273	4.0	86-1	48	66	53	18	436	6.3	

SEASON / CAREER HIGHS

Points

Season 6 at Gonzaga (11-14-16)
Career 21 vs. UMKC (11-14-14)

Rebounds

Season 6 at Gonzaga (11-14-16)
Career 7 vs. UMKC (11-14-14)

Assists

Season
Career 3 vs. Florida (2-24-15)

Field Goals

Season 2 at Gonzaga (11-14-16)
Career 9 vs. UMKC (11-14-14)

Field Goals Attempted

Season 8 at Gonzaga (11-14-16)
Career 23 vs. UMKC (11-14-14)

Three-Point Field Goals

Season 1 at Gonzaga (11-14-16)
Career 4 at Chaminade (11-26-14)

Three-Point FG Attempted

Season 4 at Gonzaga (11-14-16)
Career 8 at Chaminade (11-26-14)

Free Throws

Season 1 at Gonzaga (11-14-16)
Career 8 vs. Arizona (11-24-14)

Free Throws Attempted

Season 2 at Gonzaga (11-14-16)
Career 12 vs. Arizona (11-24-14)

Steals

Season
Career 3 at Chaminade (11-26-14)

Blocked Shots

Season
Career 1 vs. Oklahoma State (12-30-14)
1 vs. Elon (12-11-14)

Minutes Played

Season 32 vs. San Diego (11-11-16)
Career 36 vs. UMKC (11-14-14)



23 • MONTAQUE GILL-CAESAR

GUARD • 6-6 • 215 • SOPHOMORE - TR
VAUGHAN, ONTARIO, CANADA (MISSOURI)

Quick Hits

* His 9.1 scoring average as a freshman in 2014-15 would have ranked fourth on the team last season.

* Averaged 11.0 points at the 2014 Maui Invitational, the same tournament the Aztecs competed in.

* Scored 15 or more points in seven of his 13 double-digit scoring efforts in 2014-15.

Season Highlights

* Started his first SDSU game vs. San Diego (11-11-16) after becoming eligible following his transfer, making him the first to do so since Josh Davis in 2013-14.

* Came off the bench to grab a team-best six rebounds at No. 14/14 Gonzaga (11-14-16).

2016-17 GAME-BY-GAME STATISTICS

Opponent	GS	FG	3FG	FT	O-D-R	PF	TP	A	TO	B	S	MP
San Diego	*	1-6	0-2	0-0	1-3-4	3	2	0	2	0	0	32
at Gonzaga		2-8	1-4	1-2	0-6-6	1	6	0	2	0	0	20
San Diego Christian												
vs. California												
Savannah State												
at Loyola												
at Grand Canyon												
Arizona State												
Alabama State												
vs. Southern Miss												
vs. TBD												
vs. TBD												
New Mexico												
at Nevada												
at Boise State												
San Jose State												
Utah State												
at UNLV												
at Air Force												
Colorado State												
Wyoming												
at Fresno State												
at San Jose State												
Nevada												
at Utah State												
UNLV												
Fresno State												
at Colorado State												
Air Force												
at New Mexico												

MISCELLANEOUS STATS / SAN DIEGO STATE RECORD

Category	2016-17 Season		Career Games	Career SDSU W/L
	Games	SDSU W/L		
Double-Figure Scoring	0	0-0	13	0-0
Double-Figure Rebounds	0	0-0	0	0-0
Double-Doubles	0	0-0	0	0-0
Led SDSU in Scoring	0	0-0	0	0-0
Led SDSU in Rebounding	1	0-1	1	0-1
Led SDSU in Assists	0	0-0	0	0-0
15+ Point Games	0	0-0	7	0-0
One Turnover or Less	0	0-0	11	0-0
Multiple Three-Pointers	0	0-0	8	0-0
Consecutive Games	Current	Long		
Double-Figure Scoring	0	0		
With At Least 1 Assist	0	0		
Played 30 or More Minutes	0	1		
Consecutive Made FTs	1	1		

► GILL-CAESAR CAREER STATISTICS

* - Missouri

Year	G-GS	Min.-Avg.	FG-FGA	Pct.	3P-3PA	Pct.	FT-FTA	Pct.	OR	DR	Reb	Avg.	PF-D	AT	TO	BS	ST	Pts	Avg.
14-15*	27-13	647-24.0	84-231	.364	29-94	.309	49-66	.742	20	60	80	3.0	55-1	14	52	2	19	246	9.1
16-17	2-1	52-26.0	3-14	.214	1-6	.167	1-2	.500	1	9	10	5.0	4-0	0	4	0	0	8	4.0
Totals	29-14	699-24.1	87-245	.355	30-100	.300	50-68	.735	21	69	90	3.1	59-1	14	56	2	19	254	8.8

CAREER HIGHS

Points

Career 2 vs. San Diego (11-11-16)

Rebounds

Career

Assists

Career

Field Goals

Career 1 vs. San Diego (11-11-16)

Field Goals Attempted

Career 3 at Gonzaga (11-14-16)

Three-Point Field Goals

Career

Three-Point FG Attempted

Career 1 at Gonzaga (11-14-16)

Free Throws

Career

Free Throws Attempted

Career

Steals

Career

Blocked Shots

Career

Minutes Played

Career 10 at Gonzaga (11-14-16)



24 • NOLAN NARAIN

FORWARD • 6-9 • 220 • FRESHMAN - RS
HAMILTON, ONTARIO, CANADA (LA LUMIERE SCHOOL)

Quick Hits

- * Has seen action in both games this season.
- * Is one of 12 returners from the 2015-16 squad.
- * Is one of six players this season that stand 6-9 or taller.

Season Highlights

- * Made his first field-goal attempt of his career (1-1) in four minutes of action vs. San Diego (11-11-16).
- * Played a season-high 10 minutes at No. 14/14 Gonzaga (11-14-16).

2016-17 GAME-BY-GAME STATISTICS

Opponent	GS	FG	3FG	FT	O-D-R	PF	TP	A	TO	B	S	MP
San Diego	1-1	0-0	0-0	0-0-0	1	2	0	0	0	0	0	4
at Gonzaga	0-3	0-1	0-0	0-0-0	1	0	0	0	0	0	0	10
San Diego Christian												
vs. California												
Savannah State												
at Loyola												
at Grand Canyon												
Arizona State												
Alabama State												
vs. Southern Miss												
vs. TBD												
vs. TBD												
New Mexico												
at Nevada												
at Boise State												
San Jose State												
Utah State												
at UNLV												
at Air Force												
Colorado State												
Wyoming												
at Fresno State												
at San Jose State												
Nevada												
at Utah State												
UNLV												
Fresno State												
at Colorado State												
Air Force												
at New Mexico												

MISCELLANEOUS STATS / SAN DIEGO STATE RECORD

Category	2016-17 Season	
	Games	SDSU W/L
Double-Figure Scoring	0	0-0
15-Point Games	0	0-0
Led SDSU in Scoring	0	0-0
Led SDSU in Rebounding	0	0-0
Led SDSU in Assists	0	0-0
Multiple Steals	0	0-0
One Turnover or Less	2	1-1
Consecutive Games	Current	Long
Consecutive Games Played	2	2
Without Fouling Out	2	2
Scoring A Point	0	1
One Turnover or Less	2	2

► NARAIN CAREER STATISTICS

Year	G-GS	Min.-Avg.	FG-FGA	Pct.	3P-3PA	Pct.	FT-FTA	Pct.	OR	DR	Reb	Avg.	PF-D	AT	TO	BS	ST	Pts	Avg.
16-17	2-0	14-7.0	1-4	.250	0-1	.000	0-0	.000	0	0	0	0.0	2-0	0	0	0	0	2	1.0

SEASON / CAREER HIGHS

Points

Season
Career 6 vs. San José State (2-25-14)

Rebounds

Season
Career 1 vs. UNLV (3-5-16)
1 vs. San Diego Christian (12-27-14)
1 vs. San José State (2-25-14)
1 vs. St. Katherine (12-27-13)
1 vs. McNeese State (12-21-13)

Assists

Season
Career 1 vs. UNLV (3-5-16)
1 vs. St. Katherine (12-27-13)

Field Goals

Season
Career 2 vs. UNLV (3-5-16)
2 vs. San José State (2-25-14)
2 vs. St. Katherine (12-27-13)

Field Goals Attempted

Season
Career 3 vs. UNLV (3-5-16)

Three-Point Field Goals

Season
Career 2 vs. San José State (2-25-14)

Three-Point FG Attempted

Season
Career 2 vs. UNLV (3-5-16)
2 vs. San Diego Christian (12-27-14)
2 vs. UC Riverside (12-22-14)
2 vs. San José State (2-25-14)

Free Throws

Season
Career

Free Throws Attempted

Season
Career

Steals

Season 1 vs. Nicholls (12-10-15)
Career 1 vs. Nicholls (12-10-15)

Blocked Shots

Season
Career 1 vs. San Diego Christian (12-27-14)

Minutes Played

Season
Career 4 vs. St. Katherine (12-27-13)



33 • NIKSHA FEDERICO

FORWARD • 6-7 • 200 • SENIOR - SQ
SAN DIEGO, CALIF. (CATHEDRAL CATHOLIC HIGH)

Quick Hits

- * Has not played this season.
- * A walk-on who made the team through SDSU's open tryout process prior to the 2013-14 campaign.
- * Attempted a shot in five of seven games last year and in 11 of 16 career outings.
- * Has played in 16 career games, including a career-high seven last season.

2016-17 GAME-BY-GAME STATISTICS

Opponent	GS	FG	3FG	FT	O-D-R	PF	TP	A	TO	B	S	MP
San Diego												
at Gonzaga												
San Diego Christian												
vs. California												
Savannah State												
at Loyola												
at Grand Canyon												
Arizona State												
Alabama State												
vs. Southern Miss												
vs. TBD												
vs. TBD												
New Mexico												
at Nevada												
at Boise State												
San Jose State												
Utah State												
at UNLV												
at Air Force												
Colorado State												
Wyoming												
at Fresno State												
at San Jose State												
Nevada												
at Utah State												
UNLV												
Fresno State												
at Colorado State												
Air Force												
at New Mexico												

MISCELLANEOUS STATS / SAN DIEGO STATE RECORD

Category	2016-17 Season		Career Games	Career SDSU W/L
	Games	SDSU W/L		
Double-Figure Scoring	0	0-0	0	0-0
Double-Figure Rebounds	0	0-0	0	0-0
Double-Doubles	0	0-0	0	0-0
Led SDSU in Scoring	0	0-0	0	0-0
Led SDSU in Rebounding	0	0-0	0	0-0
Led SDSU in Assists	0	0-0	0	0-0
15+ Point Games	0	0-0	0	0-0
One Turnover or Less	0	0-0	16	15-1
Multiple Three-Pointers	0	0-0	1	1-0
Consecutive Games	Current	Long		
Double-Figure Scoring	0	0		
With At Least 1 Assist	0	1		
Played 30 or More Minutes	0	0		
Consecutive Made FTs	0	0		

► FEDERICO CAREER STATISTICS

Year	G-GS	Min.-Avg.	FG-FGA	Pct.	3P-3PA	Pct.	FT-FTA	Pct.	OR	DR	Reb	Avg.	PF-D	AT	TO	BS	ST	Pts	Avg.
13-14	4-0	10-2.5	4-6	.667	3-5	.600	0-0	.000	1	2	3	0.8	1-0	1	0	0	0	11	2.8
14-15	5-0	8-1.6	0-4	.000	0-4	.000	0-0	.000	0	1	1	0.2	1-0	0	0	1	0	0	0.0
15-16	7-0	12-1.7	3-8	.375	2-6	.333	0-0	.000	0	1	1	0.1	1-0	1	0	0	1	8	1.1
16-17																			
Totals	16-0	30-1.9	7-18	.389	5-15	.333	0-0	.000	1	4	5	0.3	3-0	2	0	1	1	19	1.2

SEASON / CAREER HIGHS

Points

Season 25 vs. San Diego (11-11-16)
 Career 25 vs. San Diego (11-11-16)

Rebounds

Season 4 at Gonzaga (11-14-16)
 4 vs. San Diego (11-11-16)
 Career 6 vs. New Mexico (2-6-16)
 6 vs. California (11-26-15)
 6 vs. Illinois State (11-13-15)

Assists

Season 2 at Gonzaga (11-14-16)
 2 vs. San Diego (11-11-16)
 Career 6 vs. East Carolina (11-23-15)

Field Goals

Season 9 vs. San Diego (11-11-16)
 Career 9 vs. San Diego (11-11-16)

Field Goals Attempted

Season 15 vs. San Diego (11-11-16)
 Career 16 vs. New Mexico (2-6-16)
 16 vs. Grand Canyon (12-18-15)

Three-Point Field Goals

Season 4 vs. San Diego (11-11-16)
 Career 4 vs. San Diego (11-11-16)
 4 vs. San José State (1-6-16)
 4 vs. East Carolina (11-23-15)

Three-Point FG Attempted

Season 6 at Gonzaga (11-14-16)
 Career 7 vs. New Mexico (2-6-16)
 7 vs. East Carolina (11-23-15)

Free Throws

Season 3 vs. San Diego (11-11-16)
 Career 10 vs. New Mexico (2-6-16)

Free Throws Attempted

Season 3 vs. San Diego (11-11-16)
 Career 10 vs. New Mexico (2-6-16)

Steals

Season 3 vs. San Diego (11-11-16)
 Career 4 at Wyoming (2-24-16)

Blocked Shots

Season
 Career 2 vs. Wyoming (12-30-15)
 2 at Utah (11-16-15)

Minutes Played

Season 32 at Gonzaga (11-14-16)
 Career 38 vs. New Mexico (2-6-16)



42 • JEREMY HEMSLEY

GUARD • 6-3 • 190 • SOPHOMORE - 1L
 RANCHO CUCAMONGA, CALIF. (DAMIEN HIGH)

Quick Hits

* SDSU is 7-0 when he has at least four assists, 10-1 when he scored at least 15 points and 16-3 when he commits one turnover or less.
 * Has 28 career double-figure scoring games.
 * Last year became the first SDSU Mountain West Freshman of the Year since Kawhi Leonard in 2010.

Season Highlights

* Set career highs in points (25) and field goals (9), while adding a team-high-tying two assists and a game-high-tying three steals in just 28 minutes vs. San Diego (11-11-16).
 * Led the team with 14 points and two assists at No. 14/14 Gonzaga (11-14-16).

2016-17 GAME-BY-GAME STATISTICS

Opponent	GS	FG	3FG	FT	O-D-R	PF	TP	A	TO	B	S	MP
San Diego	*	9-15	4-5	3-3	0-4-4	4	25	2	1	0	3	28
at Gonzaga	*	5-14	2-6	2-2	0-4-4	0	14	2	5	0	1	32
San Diego Christian												
vs. California												
Savannah State												
at Loyola												
at Grand Canyon												
Arizona State												
Alabama State												
vs. Southern Miss												
vs. TBD												
vs. TBD												
New Mexico												
at Nevada												
at Boise State												
San Jose State												
Utah State												
at UNLV												
at Air Force												
Colorado State												
Wyoming												
at Fresno State												
at San Jose State												
Nevada												
at Utah State												
UNLV												
Fresno State												
at Colorado State												
Air Force												
at New Mexico												

MISCELLANEOUS STATS / SAN DIEGO STATE RECORD

Category	2016-17 Season		Career Games	Career SDSU W/L
	Games	SDSU W/L		
Double-Figure Scoring	2	1-1	28	21-7
Double-Figure Assists	0	0-0	0	0-0
Double-Doubles	0	0-0	0	0-0
Led SDSU in Scoring	2	1-1	16	11-5
Led SDSU in Rebounding	0	0-0	0	0-0
Led SDSU in Assists	2	1-1	15	11-4
15+ Point Games	1	1-0	11	10-1
5+ Assist Games	0	0-0	5	5-0
One Turnover or Less	1	1-0	19	16-3
Consecutive Games	Current	Long		
Double-Figure Scoring	2	8		
With At Least 1 Assist	2	11		
Played 30 or More Minutes	1	4		
Consecutive Made FTs	5	17		

► HEMSLEY CAREER STATISTICS

Year	G-GS	Min.-Avg.	FG-FGA	Pct.	3P-3PA	Pct.	FT-FTA	Pct.	OR	DR	Reb	Avg.	PF-D	AT	TO	BS	ST	Pts	Avg.
15-16	37-25	1,014-27.4	147-342	.430	42-118	.356	107-141	.759	19	70	89	2.4	82-3	68	12	27	27	443	12.0
16-17	2-2	60-30.0	14-29	.483	6-11	.545	5-5	1.000	0	8	8	4.0	4-0	4	6	0	4	39	19.5
Totals	39-27	1,074-27.5	161-371	.434	48-129	.372	112-146	.767	19	78	97	2.5	86-3	72	77	12	31	482	12.4

SEASON / CAREER HIGHS

Points

Season	2 at Gonzaga (11-14-16)
Career	10 vs. Arizona State (2-6-16) 10 vs. New Mexico (12-25-15) 10 vs. Idaho State (11-20-15)

Rebounds

Season	5 at Gonzaga (11-14-16)
Career	7 vs. Arizona State (2-6-16) 7 vs. Idaho State (11-20-15)

Assists

Season	
Career	2 vs. New Mexico (12-25-15)

Field Goals

Season	1 at Gonzaga (11-14-16)
Career	5 vs. Arizona State (2-6-16)

Field Goals Attempted

Season	2 at Gonzaga (11-14-16)
Career	7 vs. Arizona State (2-6-16)

Three-Point Field Goals

Season	
Career	

Three-Point FG Attempted

Season	
Career	

Free Throws

Season	
Career	4 vs. New Mexico (12-25-15)

Free Throws Attempted

Season	1 vs. San Diego (11-11-16)
Career	7 vs. New Mexico (12-25-15)

Steals

Season	
Career	1 at Oregon (2-24-16) 1 at Utah (2-14-16) 1 vs. Northern Iowa (12-23-15) 1 vs. Oklahoma (12-22-15) 1 vs. Texas Southern (11-28-15) 1 vs. Northern Arizona (11-13-15) 1 at UTEP (2-27-13) 1 vs. Louisiana College (11-19-12)

Blocked Shots

Season	2 at Gonzaga (11-14-16) 2 vs. San Diego (11-11-16)
Career	6 vs. Idaho State (11-20-15)

Minutes Played

Season	24 at Gonzaga (11-14-16)
Career	27 vs. New Mexico (12-25-15)



45 • VALENTINE IZUNDU

CENTER • 6-10 • 240 • SENIOR - TR
HOUSTON, TEXAS (WASHINGTON STATE)

Quick Hits

- * Is a 66.3-percent shooter for his career and has only missed 27 shots in 49 games.
- * Is the team's top shot blocker with 77 career rejections, including 50 last season.
- * Is the third graduate transfer to join the program, following in the footsteps of Garrett Green (2012; LSU) and Josh Davis (2014; Tulane).

Season Highlights

- * Had a game-high two blocked shots and three rebounds in his SDSU debut vs. San Diego (11-11-16).
- * Started for the first time for the Aztecs at No. 14/14 Gonzaga (11-14-16) and had a game-high two blocked shots, five rebounds and his first two points in an SDSU uniform.

2016-17 GAME-BY-GAME STATISTICS

Opponent	GS	FG	3FG	FT	O-D-R	PF	TP	A	TO	B	S	MP
San Diego		0-0	0-0	0-1	2-1-3	0	0	0	0	2	0	16
at Gonzaga	*	1-2	0-0	0-0	2-3-5	3	2	0	1	2	0	24
San Diego Christian												
vs. California												
Savannah State												
at Loyola												
at Grand Canyon												
Arizona State												
Alabama State												
vs. Southern Miss												
vs. TBD												
vs. TBD												
New Mexico												
at Nevada												
at Boise State												
San Jose State												
Utah State												
at UNLV												
at Air Force												
Colorado State												
Wyoming												
at Fresno State												
at San Jose State												
Nevada												
at Utah State												
UNLV												
Fresno State												
at Colorado State												
Air Force												
at New Mexico												

MISCELLANEOUS STATS / SAN DIEGO STATE RECORD

Category	2016-17 Season		Career Games	Career SDSU W/L
	Games	SDSU W/L		
Double-Figure Scoring	0	0-0	3	0-0
Double-Figure Rebounds	0	0-0	0	0-0
Double-Doubles	0	0-0	0	0-0
Led SDSU in Scoring	0	0-0	0	0-0
Led SDSU in Rebounding	0	0-0	0	0-0
Led SDSU in Assists	0	0-0	0	0-0
15+ Point Games	0	0-0	0	0-0
One Turnover or Less	2	1-1	44	1-1
Multiple Blocked Shots	2	1-1	23	1-1
Consecutive Games	Current	Long		
Double-Figure Scoring	0	0		
With At Least 1 Assist	0	0		
One Turnover or Less	2	2		
Played 30 or More Minutes	0	0		

► IZUNDU CAREER STATISTICS

Year	G-GS	Min.-Avg.	FG-FGA	Pct.	3P-3PA	Pct.	FT-FTA	Pct.	OR	DR	Reb	Avg.	PF-D	AT	TO	BS	ST	Pts	Avg.
12-13*	20-0	159-8.0	16-21	.762	0-0	.000	7-18	.389	11	9	20	1.0	20-0	2	2	22	2	39	2.0
13-14*	4-0	25-6.3	0-1	.000	0-0	.000	0-2	.000	1	2	3	0.8	5-0	1	2	1	0	0	0.0
15-16^	23-13	342-14.9	36-56	.643	0-0	.000	15-34	.441	27	34	61	2.7	52-1	6	19	50	6	87	3.8
16-17	2-1	40-20.0	1-2	.500	0-0	.000	0-1	.000	4	4	8	4.0	3-0	0	1	4	0	2	1.0
Totals	49-14	566-11.6	53-80	.663	0-0	.000	22-55	.400	43	49	92	1.9	80-1	9	24	77	8	128	2.6

* - Houston, ^ - Washington State



Game 1

San Diego State 69
San Diego 59
 Nov. 11, 2016 ♦ San Diego, Calif.
 Viejas Arena ♦ Att.: 12,414

SAN DIEGO - San Diego State rallied from a nine-point first-half deficit to defeat cross-town foe San Diego, 69-59, in the season opener for both teams at Viejas Arena.

The Toreros began the game by making their first four shots from the field, three of which were layups. USD cooled a bit and the Aztecs started to find a rhythm, but the visitors warmed back up and scored seven unanswered points to take a 23-14 lead with 7:56 left.

The teams traded baskets and San Diego regained its nine-point lead with 5:20 remaining before halftime. SDSU, however, took over the game slowly as Trey Kell and Jeremy Hemsley combined to score the team's final 13 points before Olin Carter III made a bucket just before halftime to make it, 35-33, Aztecs.

The second half started much like the first, with USD making a layup right out of the gate and followed it with yet another, this one from Carter III. SDSU answered with layups from Zylan Cheatham and Hemsley to give the home side a 39-37 lead, but Carter III made a pair of free throws to knot the score.

Five consecutive points from Hemsley gave the Aztecs breathing room and it jumpstarted an 18-2 run that put San Diego State ahead, 57-41, with 7:10 to go.

Less than two minutes later, SDSU's lead ballooned to 19 and the Aztecs never looked back. In the final minutes, the Toreros chipped into their deficit before settling for the 10-point loss, which happened to be their eighth straight loss at San Diego State.

The Aztecs, who allowed USD to shoot 54.2 percent in the first half, clamped down in the second and held the Toreros to 44.0-percent shooting in the final 20 minutes.

Hemsley finished with a career-high 25 points and Kell poured in 23 of his own. D'Erryl Williams provided a spark defensively in the first half and was key to shutting USD down on the perimeter, which allowed the Aztecs to get back into the game. The senior finished with career highs in rebounds (5) and steals (2).

USD	FG	3FG	FT	R	F	TP	A	TO	B	S	MP
Neubauer*	3-4	2-3	0-0	3	5	8	3	0	0	0	25
Bailey*	4-10	0-1	0-1	9	3	8	1	3	1	0	32
Barrino*	5-8	0-1	1-4	1	2	11	1	2	0	0	33
Williams*	2-4	0-1	0-0	5	1	4	1	2	0	0	30
Carter III*	6-14	3-7	2-2	2	3	17	0	3	0	0	37
Carbone	0-1	0-0	0-0	0	3	0	1	0	0	0	5
Gray	3-5	1-2	0-1	2	3	7	0	0	1	0	19
Ryder	1-3	0-0	2-2	1	3	4	3	2	0	0	19
Team				5							2
Totals	24-49	6-15	5-10	28	23	59	10	14	2	0	200

SDSU	FG	3FG	FT	R	F	TP	A	TO	B	S	MP
Cheatham*	3-7	0-1	2-3	4	0	8	1	1	1	1	36
Gill-Caesar*	1-6	0-2	0-0	4	3	2	0	2	0	0	32
Kell*	7-16	2-7	7-9	4	1	23	2	2	1	1	35
Allen*	1-2	0-1	4-6	4	4	6	1	1	0	3	20
Hemsley*	9-15	4-5	3-3	4	4	25	2	1	0	3	28
Williams	1-4	1-1	0-0	5	4	3	1	0	0	2	29
Narain	1-1	0-0	0-0	1	2	0	0	0	0	0	4
Izundu	0-0	0-0	0-1	3	0	0	0	0	0	2	16
Team				3							
Totals	23-51	7-17	16-22	31	17	69	7	7	4	10	200

Halftime: San Diego State 35, San Diego 33. **FG%:** San Diego 49.0, San Diego State 45.1. **3FG%:** San Diego State 41.2, San Diego 40.0. **FT%:** San Diego State 72.7, San Diego 50.0. **Officials:** Tony Padilla, Daryl Gelinis, Tom Nalley. **Technical:** Jeremy Hemsley - San Diego State.



Game 2

No. 14/14 Gonzaga 69
San Diego State 48
 Nov. 14, 2016 ♦ Spokane, Wash.
 McCarthy Athletic Center ♦ Att.: 6,000

SPOKANE, Wash. - SDSU shot the ball poorly and committed 15 turnovers, which led to a 69-48 loss at No. 14/14 Gonzaga.

Both teams opened the game by missing 15 consecutive shots (Gonzaga - 8, San Diego State - 7), but the Aztecs were the ones to eventually jump out to a 6-2 lead.

Once the Bulldogs settled down, they scored 10 unanswered points to move ahead, 12-6. Montaque Gill-Caesar ended SDSU's scoring drought, but it was just the beginning of the Aztecs' tough shooting night as they finished the half by making just two of their 11 attempts from the field.

Gonzaga, on the other hand, outscored San Diego State, 24-13, after the Gill-Caesar basket to take a 36-21 lead at halftime. In the first half, the Aztecs shot 20.7 percent from the field and was 1-for-12 from three-point distance.

San Diego State opened the second half with a Dakarai Allen three-pointer and a Trey Kell bucket to get to within 10 points, but Jordan Mathews hit a three of his own. Jeremy Hemsley answered with a trey on the next possession only to have Mathews hit yet another three-ball to push the Bulldogs lead back to 13. That would be as close as the Aztecs would get the rest of the way.

Mathews, who finished with a game-high 17 points, would go on to make his third three-pointer in the first 3:04 of the period, which spurred a 19-2 run, covering nearly 10 minutes. Kell finally stopped the bleeding with a pair of free throws with 6:30 left in the game, but the game was well in hand for the home team.

Kell and Hemsley each scored 14 points to lead the Aztecs, who shot 28.6 percent for the game and had their 15 turnovers turn into 25 Gonzaga points.

SDSU	FG	3FG	FT	R	F	TP	A	TO	B	S	MP
Kell*	4-15	0-5	6-7	4	0	14	1	2	0	2	35
Allen*	2-7	1-2	0-1	5	2	5	0	0	2	0	27
Cheatham*	1-3	0-0	2-2	6	3	4	2	3	1	1	31
Izundu*	1-2	0-0	0-0	5	3	2	0	1	2	0	24
Hemsley*	5-14	2-6	2-2	4	0	14	2	5	0	1	32
Williams	1-2	1-1	0-0	0	2	3	0	1	0	1	7
Shrigley	0-2	0-2	0-0	3	0	0	0	0	0	0	14
Gill-Caesar	2-8	1-4	1-2	6	1	6	0	2	0	0	20
Narain	0-3	0-1	0-0	0	1	0	0	0	0	0	10
Team				7					1		
Totals	16-56	5-21	11-14	40	12	48	5	15	5	5	200

GU	FG	3FG	FT	R	F	TP	A	TO	B	S	MP
Melson*	1-5	0-2	0-0	1	2	2	1	0	1	1	28
Williams*	1-9	0-1	2-6	5	3	4	1	1	1	1	19
Mathews*	6-10	5-7	0-0	2	1	17	2	0	2	1	26
Williams-Goss*	3-12	0-4	4-4	8	0	10	3	4	0	3	35
Karnowski*	4-7	0-0	0-0	6	4	8	2	0	1	0	16
Alberts	0-2	0-2	0-0	0	0	0	0	1	0	0	5
Perkins	1-6	1-4	0-0	2	2	3	2	2	0	1	25
Bakamus	0-0	0-0	0-0	0	1	0	1	0	0	0	1
Hachimura	0-1	0-1	0-0	1	1	0	0	0	0	0	2
Edwards	1-1	0-0	0-0	0	0	2	0	0	0	0	1
Collins	6-7	0-0	3-3	8	0	15	1	0	2	3	21
Tillie	3-6	2-3	0-1	10	3	8	2	0	1	3	20
Triano	0-0	0-0	0-0	0	0	0	0	0	0	0	1
Team				2							
Totals	26-66	8-24	9-14	45	17	69	16	7	8	13	200

Halftime: Gonzaga 36, San Diego State 21. **FG%:** Gonzaga 39.4, San Diego State 28.6. **3FG%:** Gonzaga 33.3, San Diego State 23.8. **FT%:** San Diego State 78.6, Gonzaga 64.3. **Officials:** Verne Harris, Randy McCall, David Hall. **Technical:** None.

SEASON STATS

Record: 1-1 (Home: 1-0, Away: 0-1, Neutral: 0-0)

No.	Player	GP	GS	Min	Avg	TOTAL			3-PTS			FT			REBOUNDS				PF	FO	A	TO	Blk	Stl	Pts	Avg			
						FG	FGA	Pct	3FG	FGA	Pct	FT	FTA	Pct	Off	Def	Tot	Avg											
42	HEMSLEY, Jeremy	2	2	60	30.0	14	29	.483	6	11	.545	5	5	1.000	0	8	8	4.0	4	0	4	6	0	4	39	19.5			
03	KELL, Trey	2	2	70	35.0	11	31	.355	2	12	.167	13	16	.813	2	6	8	4.0	1	0	3	4	1	3	37	18.5			
14	CHEATHAM, Zylan	2	2	67	33.5	4	10	.400	0	1	.000	4	5	.800	2	8	10	5.0	3	0	3	4	2	2	12	6.0			
04	ALLEN, Dakarai	2	2	47	23.5	3	9	.333	1	3	.333	4	7	.571	1	8	9	4.5	6	0	1	1	2	3	11	5.5			
23	GILL-CAESAR, Montaqu	2	1	52	26.0	3	14	.214	1	6	.167	1	2	.500	1	9	10	5.0	4	0	0	4	0	0	8	4.0			
11	WILLIAMS, D'Erryl	2	0	36	18.0	2	6	.333	2	2	1.000	0	0	.000	1	4	5	2.5	6	0	1	1	0	3	6	3.0			
45	IZUNDU, Valentine	2	1	40	20.0	1	2	.500	0	0	.000	0	1	.000	4	4	8	4.0	3	0	0	1	4	0	2	1.0			
24	NARAIN, Nolan	2	0	14	7.0	1	4	.250	0	1	.000	0	0	.000	0	0	0	0.0	2	0	0	0	0	0	2	1.0			
20	SHRIGLEY, Matt	1	0	14	14.0	0	2	.000	0	2	.000	0	0	.000	1	2	3	3.0	0	0	0	0	0	0	0	0.0			
TEAM															5	5	10	5.0	0					1					0
SAN DIEGO STATE		2				39	107	.364	12	38	.316	27	36	.750	17	54	71	35.5	29	0	12	22	9	15	117	58.5			
OPPONENTS		2				50	115	.435	14	39	.359	14	24	.583	17	56	73	36.5	40	-	26	21	10	13	128	64.0			

SCORE BY PERIODS:	1st	2nd	OT	2OT	Total
SAN DIEGO STATE	56	61			117
OPPONENTS	69	59			128

Mountain West: 0-0 (Home: 0-0, Away: 0-0)

HOME/AWAY STATS

Home: 1-0

No.	Player	GP	GS	Min	Avg	TOTAL			3-PTS			FT			REBOUNDS				PF	FO	A	TO	Blk	Stl	Pts	Avg													
						FG	FGA	Pct	3FG	FGA	Pct	FT	FTA	Pct	Off	Def	Tot	Avg																					
42	HEMSLEY, Jeremy	1	1	28	28.0	9	15	.600	4	5	.800	3	3	1.000	0	4	4	4.0	4	0	2	1	0	3	25	25.0													
03	KELL, Trey	1	1	35	35.0	7	16	.438	2	7	.286	7	9	.778	1	3	4	4.0	1	0	2	2	1	1	23	23.0													
14	CHEATHAM, Zylan	1	1	36	36.0	3	7	.429	0	1	.000	2	3	.667	2	2	4	4.0	0	0	1	1	1	1	8	8.0													
04	ALLEN, Dakarai	1	1	20	20.0	1	2	.500	0	1	.000	4	6	.667	1	3	4	4.0	4	0	1	1	0	3	6	6.0													
11	WILLIAMS, D'Erryl	1	0	29	29.0	1	4	.250	1	1	1.000	0	0	.000	1	4	5	5.0	4	0	1	0	0	2	3	3.0													
23	GILL-CAESAR, Montagu	1	1	32	32.0	1	6	.167	0	2	.000	0	0	.000	1	3	4	4.0	3	0	0	2	0	0	2	2.0													
24	NARAIN, Nolan	1	0	4	4.0	1	1	1.000	0	0	.000	0	0	.000	0	0	0	0.0	1	0	0	0	0	0	2	2.0													
45	IZUNDU, Valentine	1	0	16	16.0	0	0	.000	0	0	.000	0	1	.000	2	1	3	3.0	0	0	0	0	2	0	0	0.0													
TEAM															2	1	3	3.0	0			0																	
SAN DIEGO STATE		1				23	51	.451	7	17	.412	16	22	.727	10	21	31	31.0	17	0	7	7	4	10	69	69.0													
OPPONENTS		1				24	49	.490	6	15	.400	5	10	.500	7	21	28	28.0	23	-	10	14	2	0	59	59.0													

SCORE BY PERIODS:	1st	2nd	OT	2OT	Total
SAN DIEGO STATE	33	34			69
OPPONENTS	33	26			59

Road/Neutral: 0-1 (Away: 0-1, Neutral: 0-0)

No.	Player	GP	GS	Min	Avg	TOTAL			3-PTS			FT			REBOUNDS				PF	FO	A	TO	Blk	Stl	Pts	Avg													
						FG	FGA	Pct	3FG	FGA	Pct	FT	FTA	Pct	Off	Def	Tot	Avg																					
03	KELL, Trey	1	1	35	35.0	4	15	.267	0	5	.000	6	7	.857	1	3	4	4.0	0	0	1	2	0	2	14	14.0													
42	HEMSLEY, Jeremy	1	1	32	32.0	5	14	.357	2	6	.333	2	2	1.000	0	4	4	4.0	0	0	2	5	0	1	14	14.0													
23	GILL-CAESAR, Montagu	1	0	20	20.0	2	8	.250	1	4	.250	1	2	.500	0	6	6	6.0	1	0	0	2	0	0	6	6.0													
04	ALLEN, Dakarai	1	1	27	27.0	2	7	.286	1	2	.500	0	1	.000	0	5	5	5.0	2	0	0	0	2	0	5	5.0													
14	CHEATHAM, Zylan	1	1	31	31.0	1	3	.333	0	0	.000	2	2	1.000	0	6	6	6.0	3	0	2	3	1	1	4	4.0													
11	WILLIAMS, D'Erryl	1	0	7	7.0	1	2	.500	1	1	1.000	0	0	.000	0	0	0	0.0	2	0	0	1	0	1	3	3.0													
30	IZUNDU, Valentine	1	1	24	24.0	1	2	.500	0	0	.000	0	0	.000	2	3	5	5.0	3	0	0	1	2	0	2	2.0													
20	SHRIGLEY, Matt	1	0	14	14.0	0	2	.000	0	2	.000	0	0	.000	1	2	3	3.0	0	0	0	0	0	0	0	0.0													
24	NARAIN, Nolan	1	0	10	10.0	0	3	.000	0	1	.000	0	0	.000	0	0	0	0.0	1	0	0	0	0	0	0	0.0													
TEAM															3	4	7	7.0	0			1																	
SAN DIEGO STATE		1				16	56	.286	5	21	.238	11	14	.786	7	33	40	40.0	12	0	5	15	5	5	48	48.0													
OPPONENTS		1				26	66	.394	8	24	.333	9	14	.643	10	35	45	45.0	17	-	16	7	8	13	69	69.0													

SCORE BY PERIODS:	1st	2nd	OT	2OT	Total
SAN DIEGO STATE	21	27			48
OPPONENTS	36	33			69

WIN/LOSS STATS

Wins: 1

No.	Player	GP	GS	Min	Avg	TOTAL			3-PTS			FT			REBOUNDS				PF	FO	A	TO	Blk	Stl	Pts	Avg			
						FG	FGA	Pct	3FG	FGA	Pct	FT	FTA	Pct	Off	Def	Tot	Avg											
42	HEMSLEY, Jeremy	1	1	28	28.0	9	15	.600	4	5	.800	3	3	1.000	0	4	4	4.0	4	0	2	1	0	3	25	25.0			
03	KELL, Trey	1	1	35	35.0	7	16	.438	2	7	.286	7	9	.778	1	3	4	4.0	1	0	2	2	1	1	23	23.0			
14	CHEATHAM, Zylan	1	1	36	36.0	3	7	.429	0	1	.000	2	3	.667	2	2	4	4.0	0	0	1	1	1	1	8	8.0			
04	ALLEN, Dakarai	1	1	20	20.0	1	2	.500	0	1	.000	4	6	.667	1	3	4	4.0	4	0	1	1	0	3	6	6.0			
11	WILLIAMS, D'Erryl	1	0	29	29.0	1	4	.250	1	1	1.000	0	0	.000	1	4	5	5.0	4	0	1	0	0	2	3	3.0			
23	GILL-CAESAR, Montagu	1	1	32	32.0	1	6	.167	0	2	.000	0	0	.000	1	3	4	4.0	3	0	0	2	0	0	2	2.0			
24	NARAIN, Nolan	1	0	4	4.0	1	1	1.000	0	0	.000	0	0	.000	0	0	0	0.0	1	0	0	0	0	0	2	2.0			
45	IZUNDU, Valentine	1	0	16	16.0	0	0	.000	0	0	.000	0	1	.000	2	1	3	3.0	0	0	0	0	2	0	0	0.0			
TEAM															2	1	3	3.0	0					0					0
SAN DIEGO STATE		1				23	51	.451	7	17	.412	16	22	.727	10	21	31	31.0	17	0	7	7	4	10	69	69.0			
OPPONENTS		1				24	49	.490	6	15	.400	5	10	.500	7	21	28	28.0	23	-	10	14	2	0	59	59.0			

SCORE BY PERIODS:	1st	2nd	OT	2OT	Total
SAN DIEGO STATE	33	34			69
OPPONENTS	33	26			59

Losses: 1

No.	Player	GP	GS	Min	Avg	TOTAL			3-PTS			FT			REBOUNDS				PF	FO	A	TO	Blk	Stl	Pts	Avg			
						FG	FGA	Pct	3FG	FGA	Pct	FT	FTA	Pct	Off	Def	Tot	Avg											
03	KELL, Trey	1	1	35	35.0	4	15	.267	0	5	.000	6	7	.857	1	3	4	4.0	0	0	1	2	0	2	14	14.0			
42	HEMSLEY, Jeremy	1	1	32	32.0	5	14	.357	2	6	.333	2	2	1.000	0	4	4	4.0	0	0	2	5	0	1	14	14.0			
23	GILL-CAESAR, Montagu	1	0	20	20.0	2	8	.250	1	4	.250	1	2	.500	0	6	6	6.0	1	0	0	2	0	0	6	6.0			
04	ALLEN, Dakarai	1	1	27	27.0	2	7	.286	1	2	.500	0	1	.000	0	5	5	5.0	2	0	0	0	2	0	5	5.0			
14	CHEATHAM, Zylan	1	1	31	31.0	1	3	.333	0	0	.000	2	2	1.000	0	6	6	6.0	3	0	2	3	1	1	4	4.0			
11	WILLIAMS, D'Erryl	1	0	7	7.0	1	2	.500	1	1	1.000	0	0	.000	0	0	0	0.0	2	0	0	1	0	1	3	3.0			
30	IZUNDU, Valentine	1	1	24	24.0	1	2	.500	0	0	.000	0	0	.000	2	3	5	5.0	3	0	0	1	2	0	2	2.0			
20	SHRIGLEY, Matt	1	0	14	14.0	0	2	.000	0	2	.000	0	0	.000	1	2	3	3.0	0	0	0	0	0	0	0	0.0			
24	NARAIN, Nolan	1	0	10	10.0	0	3	.000	0	1	.000	0	0	.000	0	0	0	0.0	1	0	0	0	0	0	0	0.0			
TEAM															3	4	7	7.0	0					1					0
SAN DIEGO STATE		1				16	56	.286	5	21	.238	11	14	.786	7	33	40	40.0	12	0	5	15	5	5	48	48.0			
OPPONENTS		1				26	66	.394	8	24	.333	9	14	.643	10	35	45	45.0	17	-	16	7	8	13	69	69.0			

SCORE BY PERIODS:	1st	2nd	OT	2OT	Total
SAN DIEGO STATE	21	27			48
OPPONENTS	36	33			69

INDIVIDUAL GAME-BY-GAME (POINTS/REBS./ASTS.)

	2	3	4	5	10	11	12	14	20	21	23	24	33	42	45
	Ben	Trey	Dakarai	Jalen	Max	D'Erryl	Emmanuel	Zylan	Matt	Malik	Montaque	Nolan	Niksha	Jeremy	Valentine
Opponent	Perez	Kell	Allen	McDaniels	Hoetzel	Williams	Wilson	Cheatham	Shrigley	Pope	Gill-Caesar	Narain	Federico	Hemsley	Izundu
SAN DIEGO	INJ	23/4/2	6/4/1	CD	INJ	3/5/1	CD	8/4/1	INJ	INJ	2/4/0	2/0/0	DND	25/4/2	0/3/0
at [14/14] Gonzaga	DNT	14/4/1	5/5/0	CD	DNT	3/0/0	DNT	4/6/2	0/3/0	INJ	6/6/0	DNT	DNT	14/4/2	2/5/0
SAN DIEGO CHRISTIAN															
vs. California~															
SAVANNAH STATE															
at Loyola															
at Grand Canyon															
ARIZONA STATE															
ALABAMA STATE															
vs. Southern Miss#															
vs. TBD#															
vs. TBD#															
NEW MEXICO*															
at Nevada*															
at Boise State*															
SAN JOSÉ STATE*															
UTAH STATE*															
at UNLV*															
at Air Force*															
COLORADO STATE*															
WYOMING*															
at Fresno State*															
at San José State*															
NEVADA*															
at Utah State															
UNLV*															
FRESNO STATE*															
at Colorado State															
AIR FORCE*															
at New Mexico*															

Red indicates players started. CD – Did Not Play-Coach's Decision. DND - Did Not Dress. DNT - Did Not Travel. INJ – Did Not Play-Injured. SUSP - Suspension. Caps denotes home game. ~ - Golden I Center (Sacramento, Calif.). # - Hawaiian Airlines Diamond Head Classic (Stan Sheriff Center; Honolulu, Hawaii). * – Mountain West Game. ` - Mountain West Men's Basketball Championship (Thomas & Mack Center; Las Vegas, Nevada).

STARTING LINEUPS

F / G	F / G	F / C	G	G	W-L	Record As SDSU Starter	Season	Career*
Allen	Gill-Caesar	Cheatham	Kell	Hemsley	1-0	Dakarai Allen	1-1	14-6
Allen	Izundu	Cheatham	Kell	Hemsley	0-1	Zylan Cheatham	1-1	22-6
						Montaque Gill-Caesar	1-0	1-0
						Jeremy Hemsley	1-1	19-8
						Valentine Izundu	0-1	0-1
						Trey Kell	1-1	40-15
						Malik Pope		11-5
						Matt Shrigley		17-3

* Aztec career

INDIVIDUAL SUPERLATIVES

Category	San Diego State	Opponent
Points Scored	25 - Jeremy Hemsley vs. San Diego (11-11-16)	17 - Jordan Mathews, Gonzaga (11-14-16), Olin Carter III, San Diego (11-11-16)
Field Goals	9 - Jeremy Hemsley vs. San Diego (11-11-16)	6 - three times
Field Goals Attempted	16 - Trey Kell vs. San Diego (11-11-16)	14 - Olin Carter III, San Diego (11-11-16)
Highest FG Percentage (min. 5 made)	.600 (9-15) - Jeremy Hemsley vs. San Diego (11-11-16)	.857 (6-7) Zach Collins, Gonzaga (11-14-16)
Highest FG Percentage (min. 10 made)	N/A	N/A
3-Point Field Goals Made	4 - Jeremy Hemsley vs. San Diego (11-11-16)	5 - Jordan Mathews, Gonzaga (11-14-16)
3-Point Field Goals Attempted	7 - Trey Kell vs. San Diego (11-11-16)	7 - Jordan Mathews, Gonzaga (11-14-16), Olin Carter III, San Diego (11-11-16)
3-Point Field Goal Percentage (min. 4 made)	.800 (4-5), Jeremy Hemsley vs. San Diego (11-11-16)	.714 (5-7), Jordan Mathews, Gonzaga (11-14-16)
3-Point Field Goal Percentage (min. 5 made)	N/A	.714 (5-7), Jordan Mathews, Gonzaga (11-14-16)
Free Throws	7 - Trey Kell vs. San Diego (11-11-16)	4 - Nigel Williams-Goss, Gonzaga (11-14-16)
Free Throws Attempted	9 - Trey Kell vs. San Diego (11-11-16)	4 - Nigel Williams-Goss, Gonzaga (11-14-16), Nassir Barrino, San Diego (11-11-16)
Free Throw Percentage (min. 7 made)	.778 (7-9) - Trey Kell vs. San Diego (11-11-16)	N/A
Free Throw Percentage (min. 10 made)	N/A	N/A
Offensive Rebounds	2 - four times	3 - Zach Collins, Johnathan Williams, Gonzaga (11-14-16)
Defensive Rebounds	6 - Zylan Cheatham, Montaque Gill-Caesar at Gonzaga (11-14-16)	8 - Killian Tillie, Nigel Williams-Goss, Gonzaga (11-14-16); Brett Bailey, San Diego (11-11-16)
Total Rebounds	6 - Zylan Cheatham, Montaque Gill-Caesar at Gonzaga (11-14-16)	10 - Killian Tillie, Gonzaga (11-14-16)
Assists	2 - four times	3 - Nigel Williams-Goss, Gonzaga (11-14-16), Cameron Neubauer, Frank Ryder, USD (11-11-16)
Blocked Shots	2 - three times	2 - Zach Collins, Jordan Mathews, Gonzaga (11-14-16)
Steals	3 - Dakarai Allen, Jeremy Hemsley vs. San Diego (11-11-16)	3 - three times
Minutes Played	36 - Zylan Cheatham vs. San Diego (11-11-16)	37 - Olin Carter III, San Diego (11-11-16)

TEAM SUPERLATIVES

SDSU High	SDSU Low	Category	Opponent High	Opponent Low
69 vs. San Diego (11-11-16)	48 at Gonzaga (11-14-16)	Points Scored	69, Gonzaga (11-14-16)	59, San Diego (11-11-16)
23 vs. San Diego (11-11-16)	16 at Gonzaga (11-14-16)	Field Goals	26, Gonzaga (11-14-16)	24, San Diego (11-11-16)
56 at Gonzaga (11-14-16)	51 vs. San Diego (11-11-16)	Field Goals Attempted	66, Gonzaga (11-14-16)	49, San Diego (11-11-16)
.451 vs. San Diego (11-11-16)	.286 at Gonzaga (11-14-16)	FG Percentage	.490, San Diego (11-11-16)	.394, Gonzaga (11-14-16)
7 vs. San Diego (11-11-16)	5 at Gonzaga (11-14-16)	3-Point Field Goals Made	8, Gonzaga (11-14-16)	6, San Diego (11-11-16)
21 at Gonzaga (11-14-16)	17 vs. San Diego (11-11-16)	3-Point Field Goals Attempted	24, Gonzaga (11-14-16)	15, San Diego (11-11-16)
.412 vs. San Diego (11-11-16)	.238 at Gonzaga (11-14-16)	3-Point Field Goal Percentage	.400, San Diego (11-11-16)	.333, Gonzaga (11-14-16)
16 vs. San Diego (11-11-16)	11 at Gonzaga (11-14-16)	Free Throws Made	9, Gonzaga (11-14-16)	5, San Diego (11-11-16)
522 vs. San Diego (11-11-16)	14 at Gonzaga (11-14-16)	Free Throws Attempted	14, Gonzaga (11-14-16)	10, San Diego (11-11-16)
.786 at Gonzaga (11-14-16)	.727 vs. San Diego (11-11-16)	Free Throw Percentage	.643, Gonzaga (11-14-16)	.500, San Diego (11-11-16)
10 vs. San Diego (11-11-16)	7 at Gonzaga (11-14-16)	Offensive Rebounds	10, Gonzaga (11-14-16)	7, San Diego (11-11-16)
33 at Gonzaga (11-14-16)	21 vs. San Diego (11-11-16)	Defensive Rebounds	35, Gonzaga (11-14-16)	21, San Diego (11-11-16)
40 at Gonzaga (11-14-16)	31 vs. San Diego (11-11-16)	Total Rebounds	45, Gonzaga (11-14-16)	28, San Diego (11-11-16)
17 vs. San Diego (11-11-16)	12 at Gonzaga (11-14-16)	Fouls	23, San Diego (11-11-16)	17, Gonzaga (11-14-16)
0 - two times	0 - two times	Fouled Out	1, San Diego (11-11-16)	1, San Diego (11-11-16)
7 vs. San Diego (11-11-16)	5 at Gonzaga (11-14-16)	Assists	16, Gonzaga (11-14-16)	10, San Diego (11-11-16)
15 at Gonzaga (11-14-16)	7 vs. San Diego (11-11-16)	Turnovers	14, San Diego (11-11-16)	7, Gonzaga (11-14-16)
5 at Gonzaga (11-14-16)	4 vs. San Diego (11-11-16)	Blocked Shots	8, Gonzaga (11-14-16)	2, San Diego (11-11-16)
10 vs. San Diego (11-11-16)	5 at Gonzaga (11-14-16)	Steals	13, Gonzaga (11-14-16)	0, San Diego (11-11-16)
35 (1st) vs. San Diego (11-11-16)	21 (1st) at Gonzaga (11-14-16)	Points/Half	36 (1st), Gonzaga (11-14-16)	26 (2nd), San Diego (11-11-16)
.500 (1st) vs. San Diego (11-11-16)	.207 (1st) at Gonzaga (11-14-16)	FG Percentage/Half	.542 (1st), San Diego (11-11-16)	.389 (1st), Gonzaga (11-14-16)
2 - two times	2 - two times	Double-Figure Scorers	3, Gonzaga (11-14-16)	2, San Diego (11-11-16)
+3 vs. San Diego (11-11-16)	-5 at Gonzaga (11-14-16)	Rebound Margin		
+2 vs. San Diego (11-11-16)	-15 at Gonzaga (11-14-16)	Halftime Scoring Margin		

BIGGEST LEADS/TIME IN LEAD/SPECIALTY STATS

Date	Opponent	SDSU Result	SDSU Big		Opp Big		Ties	LC	SDSU in		Opp in	Tied	Paint		Off TOs		2nd Ch.		Bench	
			Lead	Lead	Lead	Lead			Lead	Lead			SD	Opp	SD	Opp	SD	Opp	SD	Opp
Nov. 11	SAN DIEGO	W 69-59	19	9	3	9	21:35	16:15	1:51	32	30	13	7	8	8	5	11			
Nov. 14	at [14/14] Gonzaga	L 48-69	4	30	1	1	2:23	33:45	3:52	22	34	8	25	6	9	9	28			
Nov. 16	SAN DIEGO CHRISTIAN																			
Nov. 21	vs. California~																			
Nov. 28	SAVANNAH STATE																			
Dec. 3	at Loyola																			
Dec. 7	at Grand Canyon																			
Dec. 10	ARIZONA STATE																			
Dec. 12	ALABAMA STATE																			
Dec. 22	vs. Southern Miss#																			
Dec. 23	vs. TBD#																			
Dec. 25	vs. TBD#																			
Jan. 1	NEW MEXICO*																			
Jan. 4	at Nevada*																			
Jan. 7	at Boise State*																			
Jan. 10	SAN JOSÉ STATE*																			
Jan. 14	UTAH STATE*																			
Jan. 17	at UNLV*																			
Jan. 24	at Air Force*																			
Jan. 28	COLORADO STATE*																			
Jan. 31	WYOMING*																			
Feb. 4	at Fresno State*																			
Feb. 7	at San José State*																			
Feb. 12	NEVADA*																			
Feb. 15	at Utah State*																			
Feb. 19	UNLV*																			
Feb. 22	FRESNO STATE*																			
Feb. 25	at Colorado State*																			
March 1	AIR FORCE*																			
March 4	at New Mexico*																			

Caps denotes home game. ~ - Golden 1 Center (Sacramento, Calif.). # - Hawaiian Airlines Diamond Head Classic (Stan Sheriff Center; Honolulu, Hawaii). * - Mountain West Game. ` - Mountain West Men's Basketball Championship (Thomas & Mack Center; Las Vegas, Nevada).

LEADS AND DEFICITS	SEASON	MOUNTAIN WEST GAME
SDSU Biggest Halftime Lead	2 vs. San Diego (11-11-16)	
SDSU Biggest Halftime Lead Lost	2 vs. San Diego (11-11-16)	
SDSU Biggest Halftime Lead Lost in a Loss	N/A	
SDSU Biggest Halftime Deficit	15 at Gonzaga (11-14-16)	
SDSU Biggest Halftime Deficit Overcome	N/A	
SDSU Biggest Halftime Deficit Overcome for Victory	N/A	
SDSU Biggest Lead	19 vs. San Diego (11-11-16)	
SDSU Biggest Lead Lost	4 at Gonzaga (11-11-16), vs. San Diego (11-11-16)	
SDSU Biggest Lead Lost in a Loss	4 at Gonzaga (11-11-16)	
SDSU Biggest Deficit	30 at Gonzaga (11-11-16)	
SDSU Biggest Deficit Overcome	9 vs. San Diego (11-11-16)	
SDSU Biggest Deficit Overcome in a Victory	9 vs. San Diego (11-11-16)	

MISCELLANEOUS STATISTICS

SEASON	Team Leader -----			Games With -----					Double-Doubles	
	Points	Rebounds	Assists	10+ Pts	20+Pts	30+Pts	10+Rebs	10+Ast	Point/Reb.	Point/Ast.
Dakarai Allen										
Zylan Cheatham		1	1							
Niksha Federico										
Montaque Gill-Caesar		1								
Jeremy Hemsley	2		2	2	1					
Max Hoetzel										
Valentine Izundu										
Trey Kell	1		1	2	1					
Jalen McDaniels										
Nolan Narain										
Ben Perez										
Malik Pope										
Matt Shrigley										
D'Erryl Williams		1								
Emmanuel Wilson										

CAREER	Team Leader -----			Games With -----					Double-Doubles	
	Points	Rebounds	Assists	10+ Pts	20+Pts	30+Pts	10+Rebs	10+Ass.	Point/Reb.	Point/Ast.
Dakarai Allen	2	1	5	12						
Zylan Cheatham	2	12	5	10			5		2	
Niksha Federico										
Montaque Gill-Caesar		1		13	1					
Jeremy Hemsley	15		14	28	5					
Max Hoetzel				1						
Valentine Izundu				3						
Trey Kell	17	3	14	36	3		1		1	
Jalen McDaniels										
Nolan Narain										
Ben Perez				2						
Malik Pope	7	9	5	15	2		4		4	
Matt Shrigley	1		4	15						
D'Erryl Williams		1	3							
Emmanuel Wilson										

DUNKS	SEASON	GM. HIGH
Jeremy Hemsley	1	1
TOTAL	1	1

TOP SCORING PERFORMANCES
 25, Jeremy Hemsley vs. San Diego (11-11-16)
 23, Trey Kell vs. San Diego (11-11-16)

TOP REBOUNDING PERFORMANCES
 6, Zylan Cheatham at Gonzaga (11-14-16)
 6, Montaque Gill-Caesar at Gonzaga (11-14-16)
 5, Dakari Allen at Gonzaga (11-14-16)
 5, Valentine Izundu at Gonzaga (11-14-16)
 5, D'Erryl Williams vs. San Diego (11-11-16)

TOP ASSIST PERFORMANCES
 2, Zylan Cheatham at Gonzaga (11-14-16)
 2, Jeremy Hemsley at Gonzaga (11-14-16)
 2, Jeremy Hemsley vs. San Diego (11-11-16)
 2, Trey Kell vs. San Diego (11-11-16)

TOP 3-POINT FG PERFORMANCES
 4, Jeremy Hemsley vs. San Diego (11-11-16)
 2, Jeremy Hemsley at Gonzaga (11-14-16)
 2, Trey Kell vs. San Diego (11-11-16)

TOP STEALS
 3, Dakarai Allen vs. San Diego (11-11-16)
 3, Jeremy Hemsley vs. San Diego (11-11-16)
 2, Zylan Cheatham at Gonzaga (11-14-16)
 2, D'Erryl Williams vs. San Diego (11-11-16)

GAMES MISSED	
Max Hoetzel	.2
Ben Perez	.2
Malik Pope	.2
Matt Shrigley	.1
TOTAL	.7

* - conference game. ^ - conference tournament game.

SEASON/CAREER HIGHS

#2 • BEN PEREZ

	Season	Career
Points		11 vs. Nicholls, 12-10-15
Rebounds		3 - two times
Assists		2 vs. Nicholls, 12-10-15
Steals		2 - three times
Blocked Shots		1 - four times
Minutes		21 vs. Kansas, 12-22-15
10+ Scoring Games		2 times

#3 • TREY KELL

	Season	Career
Points	23 vs. San Diego, 11-11-16	27 vs. Fresno State*, 1-19-16
Rebounds	4 - two times	10 at Nevada*, 1-26-16
Assists	2 vs. San Diego, 11-11-16	25 - two times
Steals	2 at Gonzaga, 11-14-16	4 vs. Colorado State*, 2-2-16
Blocked Shots	1 vs. San Diego, 11-11-16	2 vs. Utah State, 3-10-16
Minutes	35 - two times	37 - four times
10+ Scoring Games	2 time	36 times
20+ Scoring Games	1 time	3 times

#4 • DAKARAI ALLEN

	Season	Career
Points	6 vs. San Diego, 11-11-16	16 vs. Illinois State, 11-13-15
Rebounds	5 at Gonzaga, 11-14-16	7 - two times
Assists	1 vs. San Diego, 11-11-16	4 - two times
Steals	3 vs. San Diego, 11-11-16	4 - five times
Blocked Shots	2 at Gonzaga, 11-14-16	3 - two times
Minutes	27 at Gonzaga, 11-14-16	34 vs. Fresno State*, 3-12-16
10+ Scoring Games		12 times

#5 • JALEN MCDANIELS

	Season/Career
Points	
Rebounds	
Assists	
Steals	
Blocked Shots	
Minutes	

#10 • MAX HOETZEL

	Season	Career
Points		19 vs. Mississippi Valley State, 11-14-14
Rebounds		9 vs. Mississippi Valley State, 11-14-14
Assists		2 - two times
Steals		1 - four times
Blocked Shots		1 - three times
Minutes		19 vs. Mississippi Valley State, 11-14-14
10+ Scoring Games		1 time

#11 • D'ERRYL WILLIAMS

	Season	Career
Points	3 vs. San Diego, 11-11-16	9 vs. San Diego Christian, 11-18-15
Rebounds	5 vs. San Diego, 11-11-16	5 vs. San Diego, 11-11-16
Assists	1 vs. San Diego, 11-11-16	4 vs. Nicholls, 12-10-15
Steals	2 vs. San Diego, 11-11-16	2 - five times
Blocked Shots		1 - two times
Minutes	29 vs. San Diego, 11-11-16	29 vs. San Diego, 11-11-16

#12 • EMMANUEL WILSON

	Season/Career
Points	
Rebounds	
Assists	
Steals	
Blocked Shots	
Minutes	

#14 • ZYLAN CHEATHAM

	Season	Career
Points	8 vs. San Diego, 11-11-16	17 vs. San José State*, 1-6-16
Rebounds	6 at Gonzaga, 11-14-16	11 vs. Grand Canyon, 12-18-15
Assists	2 at Gonzaga, 11-14-16	4 vs. Kansas, 12-22-15
Steals	1 - two times	2 - four times
Blocked Shots	1 - two times	4 at Fresno State*, 2-10-16

Minutes	36 vs. San Diego, 11-11-16	36 vs. San Diego, 11-11-16
10+ Scoring Games		10 times
10+ Rebounding Games		6 times
Double-Doubles		2 times

#20 • MATT SHRIGLEY

	Season	Career
Points		16 at Colorado State*, 1-24-15
Rebounds	3 at Gonzaga (11-14-16)	5 - four times
Assists		6 vs. Air Force*, 2-13-16
Steals		3 at Wyoming*, 1-14-15
Blocked Shots		3 at Air Force*, 1-20-15
Minutes	14 at Gonzaga (11-14-16)	28 at Colorado State*, 1-24-15
10+ Scoring Games		15 times

#21 • MALIK POPE

	Season	Career
Points		22 at Colorado State*, 1-24-15
Rebounds		12 vs. Washington*, 3-21-16
Assists		5 vs. UNLV*, 3-5-16
Steals		2 - three times
Blocked Shots		3 - four times
Minutes		37 at New Mexico* (3-1-16)
10+ Scoring Games		16 times
20+ Scoring Games		2 times
Double-Doubles		4 times

#23 • MONTAQUE GILL-CAESAR

	Season	Career
Points	6 at Gonzaga, 11-14-16	21 vs. UMKC, 11-14-14
Rebounds	6 at Gonzaga, 11-14-16	7 vs. UMKC, 11-14-14
Assists		3 vs. Florida, 2-24-15
Steals		3 at Chaminade, 11-26-14
Blocked Shots		1 - two times
Minutes	32 vs. San Diego, 11-11-16	36 vs. UMKC, 11-14-14
10+ Scoring Games		13 times

#24 • NOLAN NARAIN

	Season/Career
Points	2 vs. San Diego, 11-11-16
Rebounds	
Assists	
Steals	
Blocked Shots	
Minutes	10 at Gonzaga, 11-14-16

#33 • NIKSHA FEDERICO

	Season	Career
Points		6 vs. San José State*, 2-25-14
Rebounds		1 - five times
Assists		1 - two times
Steals		
Blocked Shots		1 vs. San Diego Christian, 12-27-14
Minutes		4 vs. St. Katherine, 12-27-13

#42 • JEREMY HEMSLEY

	Season	Career
Points	25 vs. San Diego, 11-11-16	25 vs. San Diego, 11-11-16
Rebounds	4 - two times	6 - three times
Assists	2 - two times	6 vs. East Carolina, 11-23-15
Steals	3 vs. San Diego, 11-11-16	4 at Wyoming, 2-24-16
Blocked Shots		2 - two times
Minutes	32 at Gonzaga, 11-14-16	38 vs. New Mexico*, 2-6-16
10+ Scoring Games	2 times	28 times
20+ Scoring Games	1 time	5 times

#45 • VALENTINE IZUNDU

	Season	Career
Points	2 at Gonzaga, 11-14-16	10 - three times
Rebounds	5 at Gonzaga, 11-14-16	7 - two times
Assists		2 vs. New Mexico, 12-25-15
Steals		1 - eight times
Blocked Shots	2 - two times	6 vs. Idaho State, 11-20-15
Minutes	24 at Gonzaga, 11-14-16	27 vs. New Mexico, 12-25-15
10+ Scoring Games		3 times

MISCELLANEOUS STATISTICS

San Diego State's Record When...

Category	2016-17 Season	Fisher Era	SDSU Streak	Note
Home	1-0	219-57	Won 5	SDSU is 47-5 in its last 52 home games and 32-2 in its last 34 Mountain West home games (since Jan. 26, 2013)
Away	0-1	101-109	Lost 1	SDSU is 51-21 in its last 72 road games; Aztecs are 50-14 in last 64 road games vs. non-AP top 25 teams
Neutral		48-29	Lost 2	Aztecs have won 28 of the last 44 games at neutral sites
Scoring First	0-1		Lost 1	SDSU is 105-25 in its last 130 games in which it has scored first
Opponent Scores First	1-0		Won 1	SDSU is 65-22 in its last 87 games in which the opponent has scored first
Leading at Half	1-0	284-45	Won 10	SDSU is 45-2 in its last 47 games when ahead at half. Last Loss: at Fresno State (2-10-16); 63-1 in last 64 at home when leading at half
Trailing at Half	0-1	68-145	Lost 4	SDSU is 4-4 the last eight times trailing at the half and 30-36 since the beginning of the 2010-11 season when trailing at halftime
Tied at Half		16-6	Won 1	SDSU is 7-3 in last 10 games that have been tied at half
Leading with 5:00 Left	1-0		Won 7	Won 236 of last 238 times; SDSU had 164-game winning streak snapped vs. Boise State (2-27-16); Last previous loss: at Wyoming (1-9-10)
Trailing with 5:00 Left	0-1		Lost 3	SDSU is 7-35 in its last 42; Last wins: vs. Boise (2-6-13), at USU (1-25-14), vs. LBSU (12-10-14), at UNLV (3-4-15), at UN (1-26-16), vs. USU (3-10-16)
Tied with 5:00 Left			Lost 1	SDSU is 3-1 in last 4; at Boise (2-5-14), at UNLV (3-1-14), at CSU (1-13-16), at Fresno (2-10-16) are recent games that were tied
In Overtime		21-14	Won 2	SDSU is 20-2 in its last 22 overtime games; Last loss: at Cincinnati (12-17-14); Won last seven overtime games played at home
SDSU Outrebounds Opp.	1-0	271-81	Won 4	SDSU is 18-2 in its last 20 and 128-21 in its last 149 games when outrebounding foe. Last loss: vs. Fresno State (3-12-16)
SDSU is Outrebounded	0-1	87-108	Lost 2	SDSU is 36-23 in its last 59 games when outrebounded; Last win: vs. Utah State (3-10-16)
Opp. Commits More TOs	1-0	217-62	Won 15	SDSU is 34-2 in its last 36 when committing fewer turnovers. Last loss: vs. Wyoming (3-14-15)
SDSU Commits More TOs	0-1	126-120	Lost 2	SDSU is 58-28 in its last 86 games when committing more turnovers; Last win: vs. Washington (3-21-16)
SDSU More FT Attempts	1-0	271-70	Won 1	SDSU is 126-20 in its last 146 games in the category. Last loss: vs. George Washington (3-29-16)
Opp. More FT Attempts		85-120	Won 1	SDSU is 38-24 in its last 62 games in this category. Last win: at New Mexico (3-1-16)
SDSU Shoots Better than Opp.		295-41	Won 3	SDSU is 147-8 in last 155 with higher FG pct.. Ls: at UNLV (12), vs. UA (12), vs. UA (14), at Fresno (15), at CSU (15), at Utah (15), at Fresno (16), vs. Fresno (16)
Opp. Shoots Better than SDSU	1-1	68-152	Lost 1	SDSU is 32-38 since the beginning of the 2010-11 season when the opponent has a higher FG pct.; Last win: vs. San Diego (11-11-16)
SDSU Shoots 50% or Better		124-14	Won 53	Won 53 straight games; Last loss: at No. 15 UNM (2-6-10); Won 61 straight at home when FG pct. >= 50.0 pct. (UNLV, 1-26-02)
SDSU Shoots 40-50%	1-0	184-81	Won 3	SDSU is 85-13 in its last 98 and 60-8 in last 68; Recent Ls: at FSU (1-3-15), at CSU (1-24-15), at Utah (11-16-15), vs. Boise (2-27-16), vs. Fresno (3-12-16)
SDSU Shoots 40% or Less	0-1	60-101	Lost 2	SDSU is 35-3 when shooting 38.9 pct. or better (since Jan. 31, 2015); SDSU is 50-1 since Feb. 22, 2012, at home when shooting at least 38.9 pct.
Opp. Shoots 50% or Better		24-58	Won 1	Duke snapped streak of 41 straight SDSU opponents to less than 50 pct. from the field last season
Opp. Shoots 40-50%	1-0	146-109	Won 1	Losses last season: at No. 16/16 Utah (11-16-15), vs. W. Va. (11-27-15), vs. Kansas (12-22-15), vs. Boise State (2-27-16), vs. GWU (3-29-16)
Opp. Shoots 40% or Less	0-1	198-29	Lost 1	SDSU is 108-16 in last 124 games. Last losses: vs. GCU (12-18-15), at Fresno (2-10-16), at Fresno (3-12-16), at Gonzaga (11-14-16)
SDSU Bench Outscores Opp.		212-80	Lost 1	SDSU is 114-20 in this category since the beginning of the 2010-11 season; Aztecs are 82-16 in last 98 games
Opp. Bench Outscores SDSU	1-1	147-107	Lost 1	SDSU is 51-25 in this category since the beginning of the 2010-11 season
SDSU Scores Less Than 60	0-1	36-73	Lost 3	SDSU is 22-23 in its last 45 games when scoring less than 60 points; Last win: at Nevada (1-26-16)
SDSU Scores Between 60-69	1-0	104-79	Won 1	SDSU is 50-18 in its last 68 games. Last losses: vs. No. 4/5 Arizona (3-27-14), at Cincinnati (12-17-14), vs. Boise (2-27-16), vs. Fresno (3-12-16)
SDSU Scores Between 70-79		140-26	Won 16	The Aztecs are 37-2 in last 39 and 81-5 in their last 86 games when scoring between 70-79 points. Last loss: at No. 16/16 Utah (11-16-15)
SDSU Scores Between 80-89		66-16	Won 11	SDSU is 18-2 in its last 20 games when scoring between 80-89 points
SDSU Scores Between 90-99		20-2	Won 15	The Aztecs have won 15 straight games and are 20-2 under Steve Fisher in this category
SDSU Scores 100+		2-0	Won 25	The Aztecs have won 25 straight games when reaching triple digits
Opp. Scores Less Than 60	1-0	188-21	Won 7	SDSU is 115-11 in the category in last 126 games; Last losses: vs. San Diego (12-6-15), vs. Grand Canyon (12-18-15), at Fresno (2-10-16) SDSU is 100-4 the last 104 home games when holding the opponent to 60 points or less
Opp. Scores Less Than 50		65-4	Won 1	SDSU is 50-3 in last 53 games in this category (at UW, 12-7-14; vs. Wyoming, 3-14-15; Little Rock, 11-21-15); SDSU is 53-1 under Fisher at home
Opp. Scores Between 50-59	1-0	122-17	Won 7	SDSU is 36-6 in last 42 games in this category; 46-2 in last 48 home games; 68-5 under Fisher at home
Opp. Scores Between 60-69	0-1	114-53	Lost 3	SDSU is 46-17 in the category since the start of 2010-11. Last losses: vs. Fresno (3-12-16), vs. GWU (3-29-16), at Gonzaga (11-14-16)
Opp. Scores Between 70-79		59-66	Won 2	SDSU is 16-14 in its last 30 games when allowing between 70-79 points
Opp. Scores Between 80-89		6-39	Lost 1	SDSU is 2-5 since the beginning of the 2010-11 season in this category.
Opp. Scores Between 90-99		1-14	Won 1	SDSU snapped a 24-game losing streak in the category by winning at TCU (3-3-12)
Opp. Scores 100+		0-3	Lost 9	
Wearing Black	0-1		Lost 1	SDSU is 9-3 in last 12 and 37-21 in its last 58 games in the black uniforms; Last worn at home vs. Boise State (2-27-16)
Wearing Red			Won 1	Aztecs are 15-5 in their last 20 when wearing red since the start of 2010-11; Last worn: at San Jose State (2-21-15)
Wearing White	1-0		Won 1	SDSU is 113-19 in white uniforms since the beginning of the 2010-11 season
Wearing Retro White		0-2	Lost 2	Wore vs. USD and vs. No. 2/3 Kansas
Wearing Camouflage		0-1	Lost 1	SDSU lost to No. 9/9 Syracuse (11-11-12)
Wearing Pewter Gray		3-1	Won 2	Uniforms made its debut vs. USD (12-15-12); also worn against UNLV (1-16-13), FS (2-9-13), BSU (3-13-13)
Wearing Turquoise		2-0	Won 2	Uniforms made its debut vs. Bakersfield (11-20-14) and new set was worn vs. San Diego Christian (11-18-15)
On Monday	0-1		Lost 1	Aztecs are 9-2 on Monday since the beginning of 2010-11
On Tuesday			Lost 1	SDSU is 29-5 in its last 34 games played on Tuesday. Last loss: vs. George Washington (3-29-16)
On Wednesday			Won 2	SDSU is 11-1 in last 12 and 41-9 in its last 50 games played on Wednesday
On Thursday			Won 6	Aztecs played just 20 Thursday games since the start of the 2010-11 season
On Friday	1-0		Won 2	SDSU is 22-4 in its last 26 games played on the day
On Saturday			Lost 1	SDSU is 53-18 in its last 71 games played on Saturday
On Sunday			Won 1	The Aztecs have played only 16 Sunday games since the beginning of the 2010-11 campaign (10-6)
In November	1-1		Lost 1	SDSU is 31-9 in November since the beginning of the 2010-11 campaign
In December			Won 1	The Aztecs are 40-6 in their last 46 games played in December. Last loss: vs. Kansas (12-22-15)
In January			Won 10	SDSU is 24-2 in last 26 and 40-6 in last 46 January games
In February			Lost 1	SDSU is 23-10 in its last 33 games played during the month
In March			Lost 1	The Aztecs are 43-15 in their last 58 March games