



# SAN DIEGO STATE

## FOOTBALL 2002



San Diego State (3-8/3-3)

at

Air Force (8-3/4-2)

**Saturday, Nov. 23, 2002**

**10 a.m. (Mountain)**

**Falcon Stadium**

**(52,480/grass)**

**Colorado Springs, Colo.**

**Television:** Saturday's game will be televised nationally on ESPN2.

**Radio:** All San Diego State football games can be heard live in southern California on XTRA Sports (690 AM). Lee Hamilton calls the action with former Aztec quarterback Mark Halda returning to the broadcasts to provide analysis. John Kentera reports from the sidelines. Mike McGregor is the producer.

**The Records:** San Diego State enters the contest at 3-8 overall and 3-3 in league play while Air Force is 8-3 overall and 4-2 in the league.

**The Rankings:** Neither team is ranked but Air Force is receiving votes in both major polls.

**SDSU Coach Tom Craft:** Tom Craft is 3-8 in his first season at San Diego State and overall.

**Air Force Coach Fisher DeBerry:** Fisher DeBerry is 149-81-1 in his 19th season at Air Force and overall.

**The Series:** Air Force holds a 15-5 lead, including a current four-game winning streak.

### Aztec Headlines and Storylines

- ▶ The Air Force-Aztec series deserves a closer look, Page 2
- ▶ Kassim Osgood gaining attention, page 3
- ▶ J.R. Tolver completes climb up the charts, page 3
- ▶ Long distance is not a problem, page 3

### Week-At-A-Glance

<b>Monday, Nov. 18th</b>	Off Day
<b>Tuesday, Nov. 19th</b>	10:42 a.m. Craft on MWC Call 12:30 p.m. Craft available in football offices 3:10 p.m. Practice at SDSU
<b>Wednesday, Nov. 20th</b>	3:00 p.m. Practice at SDSU
<b>Thursday, Nov. 21st</b>	3:00 p.m. Practice at SDSU
<b>Friday, Nov. 22nd</b>	8:00 a.m. Southwest Charter departs for Colorado Springs 12:05 p.m. Flight arrives in Colorado Springs 1:30 p.m. Walkthrough at Falcon Stadium
<b>Saturday Nov. 23rd</b>	10:05 a.m. Kickoff vs. Air Force
<b>Sunday, Nov. 24th</b>	3:00 p.m. Craft Media Meeting <i>Times local to site.</i>

### Mountain West Finale

The San Diego State Aztecs, 3-8 overall and 3-3 in the Mountain West Conference, will close league play Saturday at the Air Force Academy (8-3/4-2) in Colorado Springs. Kickoff time is set for 10 a.m. Mountain, 9 a.m. in San Diego. The Falcons have won their last two games following a three-game losing streak.

### National Exposure

For the fourth time this season, San Diego State will make a national television appearance. The Aztecs and Falcons will be featured on ESPN2 Saturday morning. Since 1998, San Diego State has appeared on national cable or network television 18 times. SDSU will be appearing on ESPN2 for the third time this season. The Aztecs were on "The Deuce" when visiting Fresno State and hosting UCLA in 2002.

### At Stake

San Diego State will enter the game looking to end a three-game conference losing streak since opening Mountain West play with three straight wins. San Diego State is 3-3 in league play and trying to finish over .500 in Mountain West play for the first time.

### Climbing The Mountain

San Diego State will be looking to end a four-game losing streak against the Falcons. In fact, Air Force is the only league school the Aztecs have not defeated since the Mountain West was formed in time for the 1999 season.

### The Series

The Falcons lead the series by a 15-5 count, including wins in the last four meetings. The Aztecs are 2-8 in Colorado Springs with the wins coming in 1980 and 1993. The 1980 meeting was the first game in the series and in 1993 San Diego State rallied from a fourth-quarter deficit to post a 38-31 win.

### Close Calls

From 1991 to 1999, the San Diego State-Air Force series may have been the most competitive in the country. In those seven meetings, the largest margin of victory was San Diego State's 38-31 win in Colorado Springs in

### SDSU Schedule/Results

Date	Opponent	TV	Result/Time	Opp. Rec.	Note
Aug. 29	at Fresno State	ESPN2	L, 14-16	6-5	▶ SDSU outgains FSU, 278-262
Sept. 7	at (17/17) Colorado	FSN	L, 14-34	8-3	▶ Each team had 401 yds. of total offense
Sept. 14	Arizona State	Az.-TV	L, 28-39	7-5	▶ Tolver: 12 catches, 296 yards, 1 TD
Sept. 21	at Idaho	-	L, 38-48	2-9	▶ Aztecs own 585-531 edge in total off.
Sept. 28	UCLA	ESPN2	L, 7-43	7-3	▶ UCLA scores 23 points on 58 yards
Oct. 12	Utah*	Gm.Plan	W, 36-17	4-6	▶ Aztecs score 33 unanswered points
Oct. 19	at Wyoming*	-	W, 24-20	2-9	▶ SDSU closes game with 11:22 drive
Oct. 26	UNLV* (HC)	-	W, 31-21	4-7	▶ Aztecs win fourth straight MWC game
Nov. 2	at Brigham Young*	ESPN+	L, 10-34	5-6	▶ Osgood: 12 catches, 138 yards
Nov. 9	at New Mexico*	SW	L, 8-15	6-5	▶ Aztec defense limits UNM to 237 yds.
Nov. 16	(21/17)Colorado St.*SW	L	21-49	9-2	▶ Tolver breaks two SDSU receiving records
Nov. 23	at Air Force*		9:00 a.m.	8-3	▶ MWC Finale
Dec. 7	at Hawai'i		TBA	8-2	▶ First island visit since 1997

*All times Pacific. Number in parenthesis refers to opponent national ranking at time of game. HC - Homecoming.*

### Contact Information

#### San Diego State

SID Kevin Klintworth  
Office (619) 594-5547  
Cell (619) 957-8370  
Home (858) 586-9214  
Fax (619) 582-6541  
E-mail kklintwo@mail.sdsu.edu  
Web Site goaztecs.com  
Address Aztec Athletic Center  
Suite 3014  
5302 55th Street  
San Diego, CA 92182-4309

#### Air Force

SID Troy Garnhart  
Office (719) 333-9263  
Fax (719) 333-3798  
E-mail troy.garnhart@usafa.af.mil  
Web Site airforcesports.com

▶ **NOTE OF THE WEEK:** From 1991 to 1999, no San Diego State-Air Force game was decided by more than seven points.



## Media Information

**World Wide Web:** All San Diego State releases, results, statistics, box scores, schedules, rosters and coach and player information is available on the Internet at [www.goaztecs.com](http://www.goaztecs.com). Game recaps and statistics are updated after each game.

**Weekly Release:** The media relations office will be e-mailing its releases this season on Sunday afternoons. Fax versions of the update will be sent by request only. The release will also be available Sunday evenings on [www.goaztecs.com](http://www.goaztecs.com).

**Practices:** Unless noted, all practices are open to both the media and public and will be staffed by a member of the Aztec Media Relations office. Electronic media wishing to shoot video during practice are asked to tape during the first 30 minutes of workouts only. Requested coaches and players will be made available for interviews following each practice.

## Interview Opportunities

**Sundays:** Coach Tom Craft meets with members of the media at 3 p.m. in the Aztec Athletics Center on Sundays during the season. Media should contact the media relations office to confirm.

**Tuesdays:** Coach Tom Craft is available via phone as part of the Mountain West Conference teleconference. Craft is scheduled on the conference call at 10:42 a.m.

**Wednesdays:** By arrangement and post-practice.

**Thursdays:** By arrangement and post-practice.

**Fridays:** Following walk-through at game site.

**Saturdays:** Postgame only.

**Practice Policies:** San Diego State practices are generally open unless otherwise noted. Media should contact the media relations office to confirm practice times and parking arrangements. Practices are generally at 3:40 p.m. on Tuesday, Wednesday and Thursday. Mondays are off days for the players and interview opportunities are limited on Fridays as well. Requested players and coaches are usually available after practice. Due to schedule constraints player requests are generally limited to post-practice.

**Postgame Policies:** Once the team and coaching staff arrive in the lockerroom following the game, there will be a 10-minute cooling off period. At which time, Tom Craft will meet with members of the media at a predetermined location and the lockerroom will be opened to credentialed media.

1993. Air Force won five of the seven games. The seven contests were decided by a total of 23 points, including an overtime game in 1997. Along with the overtime game (Air Force 28, SDSU 18 in 1997), three games were decided by one point (Air Force 21, SDSU 20 in 1991; Air Force 36, SDSU 35 in 1994, Air Force 23, SDSU 22 in 1999), one game was decided by three points (Air Force 20, SDSU 17 in 1992), one game by five points (SDSU 28, AFA 23 in 1996) and SDSU's seven-point in 1993.

## Bowl Lineup

Air Force represents yet another Aztec opponent that figures to be bowling at the end of the season. Thus far in 2002, San Diego State has faced bowl-eligible Fresno State, and bowl-bound Colorado, Arizona State, UCLA, New Mexico and Colorado State. Still on the docket is bowl-eligible Hawaii on Dec. 7th.

## Hall Status

Junior quarterback Adam Hall is not expected to play at Air Force due to the concussion he suffered in the second quarter of the Colorado State game. The Aztecs are hopeful he can return for the season finale at Hawaii on Dec. 7th. He has started every game this season for the Aztecs.

## Hall-Marks

Adam Hall has passed for 3,253 yards this season, already the sixth best single-season total in San Diego State's pass-happy history. He is completing 60.2 percent of his passes and his 17 touchdowns are the most by an Aztec since Billy Blanton's 29 in 1996.

## Sheriff Is Back

Lon Sheriff, a two-year starter for the Aztecs at quarterback, would return to the starting lineup against Air Force if Adam Hall remains sidelined. Sheriff enters the Air Force game with 3,824 career passing yards and 10 touchdowns in his career. As a starter, he has led the Aztecs to road wins at Brigham Young, New Mexico, Colorado State and Wyoming. Coming off the bench against Colorado State, Sheriff was 17-of-32 for 228 yards and two touchdowns without an interception. It was his first significant action of the 2002 season.

## Scouting The Falcons

Air Force enters the San Diego State contest 8-3 for the streaky 2002 season. The Falcons won their first six games then lost three in a row. They have rebounded to win their last two games and have scored 49 points in each of the last two weeks (wins at Army and UNLV). The Falcons average 35.7 points per game and rush for 305.5 yards per contest. Quarterback Chance Harridge has run for 1,042 yards this season, including 19 touchdowns. He has also thrown for 846 yards. Kicker Joey Ashcroft is 14-of-15 on field-goals this season.

## Last Year In Qualcomm

San Diego State's offense recorded its first 400-yard game of the season and Larry Ned rushed for 178 yards and two scores, but SDSU turned the ball over four times and saw Air Force score on five straight possessions that enveloped halftime in a 45-21 win. San Diego State averaged 6.4 yards per snap but ran just 63 plays to the Academy's 81. Air Force had a 427-404 advantage in total offense.

## Last Time In Colorado

The story was similar the last time San Diego State visited Colorado Springs on Nov. 18, 2000. The racehorse game saw Air Force nurse a 31-24 lead into the fourth quarter before the homestanding Falcons put away the Aztecs. Air Force held a 199-11 total offense advantage in the final quarter and SDSU again struggled with turnovers with three giveaways leading to 21 Air Force points. Lon Sheriff passed for 269 yards in the loss.

## Individual NCAA and Mountain West Conference Rankings

Player	Category	Number	NCAA Rank	MWC Rank	Nat'l Leader
J.R. Tolver	Receptions Per Game	8.82	2nd	1st	11.91
J.R. Tolver	Receiving Yards Per Game	125.09	2nd	1st	141.64
Kassim Osgood	Receptions Per Game	8.27	3rd	2nd	11.91
Kassim Osgood	Receiving Yards Per Game	118.45	3rd	2nd	141.64
Adam Hall	Total Offense	285.73	9th	1st	375.50
Brian Simjanovski	Punting	42.62	19th	2nd	48.21
J.R. Tolver	All-Purpose Runners	125.36	34th	1st	207.82
Adam Hall	Passing Efficiency	129.06	38th	1st	166.08
Kassim Osgood	All-Purpose Runners	118.35	44th	3rd	207.82
Tommy Kirovski	Field Goals Per Game	1.09	48th	4th	2.44
Freddie Keiaho	Kickoff Returns	22.4	--	2nd	31.92
J.R. Tolver	Scoring	6.2	--	2nd	
Heath Farwell	Fumbles Forced	4	--	1st	
Ricky Sharpe	Passes Deflected	13	--	1st	
Jeff Shoate	Passes Deflected	12	--	2nd	
Kirk Morrison	Fumbles Recovered	3	--	3rd	

## National Leaders

The national statistics could be greatly affected this weekend when the Falcons and Aztecs meet in a classic battle of the Air Force ground game against the Aztec air attack. The Academy enters the game as the nation's leading rushing team (305.55 ypg) and the 10th best scoring team in the country (35.73 ppg). The Aztecs counter with the nation's fifth-ranked passing attack (318.64) and the nation's second and third-leading receivers in J.R. Tolver and Kassim Osgood.

## A Fred Semifinalist

For the second consecutive year, San Diego State has a semifinalist for a national honor. J.R. Tolver is one of 10 semifinalists for the Fred Biletnikoff Award, presented annually to the nation's top receiver. Last season, San Diego State's Larry Ned was a semifinalist for the Doak Walker Award, presented to the nation's top running back. The following is a look at the 10 Biletnikoff semifinalists. More information on that list is available on page eight of this update. Prior to the Wyoming contest, J.R. Tolver was named as a first-team mid-season All-American by cnnsi.com. Tolver and Michigan State's Charles Rogers were the wideouts on the squad.

### Fred Biletnikoff Award Semifinalists

Player	School	Rec.	Yds	TDS
Nate Burleson	Nevada	131	1,558	11
Lane Danielsen	Iowa State	56	974	3
Taylor Jacobs	Florida	57	905	8
Brandon Lloyd	Illinois	59	943	7
Shaun McDonald	Arizona State	75	1,280	13
Charles Rogers	Michigan State	63	1,287	13
John Standeford	Purdue	61	1,130	11
J.R. Tolver	San Diego State	97	1,376	11
Roy Williams	Texas	54	851	9
Rashaun Woods	Oklahoma State	79	1,171	11

## J.R. Touches 'Em All

It's official now. Senior receiver J.R. Tolver owns the San Diego State record book for receivers and is now on a slow and steady rise through the national record book. Entering game 12 of his senior season, Tolver is now the Aztec record holder for:

- ▶ Career receptions with 231, shattering the old mark of 197 held by Will Blackwell.
- ▶ Career receiving yards with 3,163, besting the old mark of 3,139 yards held by Darnay Scott.
- ▶ Single-season receptions with 97, besting the old record of 86 held by Patrick Rowe and Dwight McDonald.
- ▶ Single-season receiving yards with 1,376, breaking the old record held of 1,372 held by Patrick Rowe.

### Single Season Receptions

1. **J.R. Tolver (2002)** ..... **97**
2. **Kassim Osgood (2002)** ..... **91**

### Single-Season Receiving Yards

1. **J.R. Tolver (2002)** ..... **1,376**
2. Patrick Rowe (1990) ..... 1,372
3. **Kassim Osgood (2002)** ..... **1,303**

## Streaking

J.R. Tolver enters the Air Force contest with a string of 36 straight games with at least one reception. That streak is currently the sixth longest in the country. Tolver last failed to catch at least one pass in a game on Oct. 23, 1999, against Utah.

1. Kennan Howary, Oregon ..... **46**
2. Kareem Kelly, USC ..... **45**
3. LaDaris Vann, Cincinnati ..... **43**
4. Bobby Wade, Arizona ..... **42**
5. Bryan Peterson, NC State ..... **37**
6. **J.R. Tolver, SDSU** ..... **36**

## J.R. And The NCAA

J.R. Tolver has now positioned himself as one of the NCAA's all-time great receivers. Entering the Air Force game, the Biletnikoff Award semifinalist needs just three receptions to become the 23rd player in NCAA history to record 100 catches in a season. He has now cracked the top 30 in career receiving yards, checking in at No. 28 with 3,163 yards. Tolver's 296-yard receiving effort against Arizona State marked the 13th best game in NCAA history.

## J.R. And Kassim (The 2-3 Punch)

J.R. Tolver enters the game at Air Force second nationally in catches per game (8.82) and receiving yards per game (125.09). If he doesn't finish second or higher nationally he may have his teammate to blame. Kassim Osgood is third nationally in both categories with averages of 8.27 catches and 118.45 yards.

## Osgood And Plenty

Kassim Osgood has assured that his only season in an Aztec uniform will be one for the record books. The Cal Poly transfer enters the final two games of the season with 91 receptions. That total would be a new record if not for J.R. Tolver's 97 catches this season. Osgood also has 1,303 receiving yards. Including Tolver's season



## MWC Standings/ Results/Schedule

Team	MWC		Overall	
	W	L	W	L
(20/15) Colorado State	5	0	9	2
New Mexico	4	1	6	5
Air Force	4	2	8	3
▶ San Diego State	3	3	3	8
Brigham Young	2	4	5	6
UNLV	2	4	4	7
Utah	2	4	4	6
Wyoming	1	5	2	9

AP/USA Today ranking in parenthesis.

### Saturday, November 16

Air Force 49, at UNLV 32  
 New Mexico 20, at Brigham Young 16  
**Colorado State 49, at San Diego State 21**  
 Utah 23, at Wyoming 18

### Saturday, November 23

San Diego State at Air Force, 9 a.m. (ESPN2)  
 Brigham Young at Utah, noon (ESPN+Plus)  
 New Mexico at Colorado State, 3 p.m. (SW)

All Times Pacific

### Weekly Coaches Teleconference

The Mountain West Conference football coaches will participate in a weekly media teleconference on Tuesday mornings. The calls are scheduled every Tuesday, beginning August 27 through November 26. Contact the San Diego State media relations office for the call-in and replay phone numbers.

Moderator	9:30 a.m.
Ron McBride, Utah	9:32 a.m.
Gary Crowton, Brigham Young	9:42 a.m.
Rocky Long, New Mexico	9:52 a.m.
Sonny Lubick, Colorado State	10:02 a.m.
Fisher DeBerry, Air Force	10:12 a.m.
Vic Koenning, Wyoming	10:22 a.m.
John Robinson, UNLV	10:32 a.m.
<b>Tom Craft, SDSU</b>	<b>10:42 a.m.</b>
Craig Thompson, MWC	10:52 a.m.

### Mountain West Conference Football SIDs

Mountain West	Javan Hedlund
Air Force	Troy Garnhart
Brigham Young	Jeff Reynolds
Colorado State	Gary Ozzello
New Mexico	Greg Remington
UNLV	Mark Wallington
Utah	Liz Abel
Wyoming	Kevin McKinney
<b>San Diego State</b>	<b>Kevin Klintworth</b>



## J.R. Tolver Game-By-Game

In the game against Wyoming, J.R. Tolver moved into first place on the SDSU career reception charts. He currently has 231 receptions. The senior is also the new record holder for career receiving yards at SDSU. Below is a look at Tolver's career game-by-game totals.

1999 Season			
Opponent	Rec.	Yards	TDs
South Florida	1	11	0
at Illinois	0	0	0
at USC	0	0	0
at Kansas	0	0	0
Air Force	0	0	0
New Mexico	0	0	0
at Colorado State	0	0	0
at Utah	0	0	0
Brigham Young	2	19	0
at UNLV	2	25	1
Wyoming	4	46	1
<b>TOTALS</b>	<b>9</b>	<b>101</b>	<b>2</b>

2000 Season			
Opponent	Rec.	Yards	TDs
Arizona State	7	77	0
Illinois	1	19	0
at Arizona	5	38	0
at Oregon State	3	36	0
at Wyoming	7	129	0
Utah	8	87	0
at Brigham Young	6	77	0
Colorado State	7	146	0
at New Mexico	6	64	0
at Air Force	6	75	1
UNLV	6	60	0
<b>TOTALS</b>	<b>62</b>	<b>808</b>	<b>1</b>

2001 Season			
Opponent	Rec.	Yards	TDs
Arizona	3	39	0
at Arizona State	2	43	0
at Colorado State	8	84	0
Air Force	5	127	0
Eastern Illinois	8	137	2
at UNLV	5	54	0
at Ohio State	6	67	0
Brigham Young	2	12	0
New Mexico	6	79	0
at Utah	11	140	0
Wyoming	5	95	0
<b>TOTALS</b>	<b>63</b>	<b>878</b>	<b>2</b>

2002 Season			
Opponent	Rec.	Yards	TDs
at Fresno State	10	158	1
at Colorado	8	79	0
Arizona State	12	296	1
at Idaho	14	184	3
UCLA	3	30	0
Utah	16	185	1
at Wyoming	7	133	0
UNLV	9	151	2
at Brigham Young	4	30	1
at New Mexico	4	34	0
Colorado State	10	96	2
at Air Force			
at Hawai'i			
<b>TOTALS</b>	<b>97</b>	<b>1,376</b>	<b>11</b>
<b>CAREER TOTALS</b>	<b>231</b>	<b>3,163</b>	<b>16</b>

total, Osgood is currently authoring the third best season in school history. He is coming off of a 10-catch, 170-yard day against Colorado State.

### Together Again

It is no surprise that J.R. Tolver and Kassim Osgood are on the brink of becoming the best single-season receiving tandem in NCAA history. See page seven of this update for more information as the two San Diego State receivers close in on the national marks.

### The Drives

San Diego State continues to show that poor field position is not a real obstacle of the offensive attack. Against Colorado State, SDSU had two more scoring drives over 90 yards. The first was a 93-yard march that took just eight plays and 2:28 off the clock. The conclusion was a five-yard touchdown pass from Adam Hall to J.R. Tolver. The Aztecs also drove 90 yards in seven plays with Tolver catching a one-yard pass from Lon Sheriff. That march took just 1:19. For the season, the Aztecs have driven for scores from more than 90 yards out five times. Thirteen scoring drives have covered at least 80 yards and 15 times San Diego State has driven at least 70 yards for a score.

### Sudden Turnaround

Over the last three weeks, the Aztec defense has forced nine turnovers (five fumble recoveries and four interceptions). Eight times the defense has turned the ball over to the Aztec offense in the opposition's territory.

### Mr. Turnover

San Diego State sophomore linebacker Kirk Morrison continues to evolve into one of the Mountain West Conference's top players. The Oakland sophomore leads the Aztecs in interceptions with three and in fumble recoveries with three. He returned an interception for a touchdown against Wyoming and had another 35-yard interception return at Brigham Young.

### Picking And Grinning

Through the first five games of the season, the Aztecs managed to intercept just one pass in SDSU's 0-5 start. However, the Aztec secondary has been up to the task in conference play. In six league games, San Diego State has intercepted nine passes, including two each by Ricky Sharpe and Kirk Morrison with both players returning one pick for a touchdown.

### The Secret Weapon

At the conclusion of spring drills, redshirt freshman Freddie Keiaho was a man without a position. Now, 11 games into his first year of action, he seems to be a man without limitations. Keiaho began his career as an Aztec running back but he got lost on a depth chart that listed six players. He was moved to linebacker during the fall but as depth in the offensive backfield started shrinking, Keiaho moved back to offense (in October). However, it is on special teams that he has started to flourish:

- ▶ Keiaho has blocked two punts this season (one each at Wyoming and Brigham Young). Against UNLV, he narrowly missed another block, regained his feet and delivered the key block that sprang Kyle Conerly for an 87-yard punt return.
- ▶ At BYU, he returned kickoffs for the first time, including a 36-yarder that is the longest of the season for San Diego State, in addition to blocking a punt.
- ▶ Against Colorado State, he averaged 22.4 yards on five kickoff returns, including a 34-yarder.
- ▶ He is second in the conference in kickoff return average at 22.4.

### A Century Times A Dozen

When Kassim Osgood caught 10 passes for 170 yards against Colorado State, it marked the 12th time this season that a San Diego State receiver topped the 100-yard mark in yards. Twice this season, SDSU has had a pair of 100-yard receivers in the same game. The school record for 100-yard receivers in a season is 19, set in 1990 by quarterback Dan McGwire and Company.

### Opponent Tracker

AP	CO	Overall	Conference	Last Week	This Week	
-	-	Fresno State	6-5	4-2	Nevada - W, 38-30	at San Jose State
16	17	Colorado	8-3	6-1	Iowa State - W, 41-27	idle
-	-	Arizona State	7-5	4-3	at USC - L, 13-34	idle
-	-	Idaho	2-9	1-4	Arkansas State - L, 29-38	vs. New Mexico State
25	24	UCLA	7-3	4-2	idle	vs. USC
-	-	Utah*	4-6	2-4	at Wyoming - W, 23-18	vs. Brigham Young
-	-	Wyoming*	2-9	1-5	Utah - L, 18-23	idle
-	-	UNLV*	4-7	2-4	Air Force - L, 32-49	idle
-	-	Brigham Young*	5-6	2-4	New Mexico - L, 16-20	at Utah
-	-	New Mexico*	6-5	4-1	at BYU - W, 20-16	at Colorado State
20	15	Colorado State*	9-2	5-0	<b>at SDSU - W, 49-21</b>	<b>vs. New Mexico</b>
arv	arv	Air Force*	8-3	4-2	at UNLV - W, 49-32	<b>vs. SDSU</b>
arv	25	Hawai'i	8-2	7-1	at Rice - W, 33-28	Cincinnati

## Az and Will Meets J.R. And Kassim

For the first time since the 1995 season, the Aztec offensive attack features two 1,000-yard receivers. J.R. Tolver enters the Air Force game with 1,376 receiving yards and Kassim Osgood is now at 1,303 yards. In 1995, two future NFL Aztecs accomplished the feat. Will Blackwell had 1,207 yards and Az Hakim had 1,022 yards.

## Tom Craft -- Head Coach



Tom Craft and Adam Hall

A San Diego State graduate, a former Aztec quarterback and a former offensive coordinator on The Mesa, Craft was introduced as San Diego State's 15th head football coach on Dec. 6, 2001.

As a player, Craft was the starting quarterback and team captain for the Aztecs in 1976 and led San Diego State to a 10-1 record while completing 69 percent of his passes. In fact, during Craft's two years on the San Diego State campus, the Aztecs posted a cumulative mark of 18-4.

The success he tasted as a player became a way of life for Craft as a coach. As a coordinator at San Diego State (1994-1996), Craft led the Aztecs to their three best offensive years in the post-Marshall Faulk era. Each of his units averaged more than 30 points per game, including an eye-popping 38.9-point average his final year as coordinator in 1996. During his last two seasons on campus, San Diego State was ranked among the nation's top 10 teams in scoring and total offense.

Under Craft's tutelage, San Diego State saw some of its greatest individual achievements. Quarterback Billie Blanton, receiver Will Blackwell and running back George Jones etched their names in the Aztec record books.

Blanton's 169.6 passing rating in 1996 is still the best ever by an Aztec and is the fourth best mark in NCAA history. Will Blackwell caught a school-record 86 passes in 1995 and ended his career as SDSU's all-time leading receiver. And if you think Craft's attack is one dimensional, keep in mind that George Jones set the Aztec single-season rushing mark of 1,842 yards in 1995, Craft's second year as offensive coordinator.

Craft's stint as offensive coordinator ended with a pair of eight-win seasons in 1995 and '96. The 1995 San Diego State team was the first in NCAA history with a 3,000-yard passer, a 1,500-yard rusher and a pair of 1,000-yard receivers.

As head coach at Palomar College, Craft's stint can only be referred to as an "era". After serving as an assistant coach at the school from 1977 to 1982, he took over head-coaching duties in 1983. By all accounts, Palomar College football was considered to be on its last legs.

After a pair of 4-6 seasons, the Comets' fortunes began to improve. By the time Craft left the San Marcos school for the Aztec coordinator's job, Palomar was coming off of a three-year stretch of 31-2 and had an offense ranked among the nation's top five for five consecutive years. The Comets had also claimed two national titles in three years.

After three years at San Diego State, Craft returned to Palomar and spent five more seasons at the school, producing another eight-win, 10-win and 11-win season and his final national championship in 1998.

Overall, Craft's stay at Palomar College included a record of 115-56-1. Five of his teams won at least 10 games and he won three national championships and three state championships. He was voted as the state coach of the year five times and was honored as the Mission Conference coach of the year nine times. His squads posted a 9-3 record in bowl games and won nine conference titles in his last 10 years as head coach. During his three-year hiatus from the school, Palomar made just one bowl appearance. Eight members of Craft's 1998 national championship team would go on to sign contracts with NFL teams.

His impact in three seasons at San Diego State was nearly as dramatic. Craft's last two seasons on the Aztec staff represent the last two eight-win seasons on The Mesa. The final two offenses that he coordinated at San Diego State both scored over 400 points. San Diego State has accomplished that feat just twice in eight years, both when Craft was on staff.

Craft is one of three members of the 1976 Aztec squad to take a new coaching job in the last two years. He joins his former teammates Herman Edwards, now the head coach of the New York Jets, and John Fox, the new head coach of the Carolina Panthers.



## Chart Watch

### SDSU Chart Watch

#### Receptions/Career

Pl.	Name, Years	No.
1.	J.R. Tolver, 1999-	231
2.	Will Blackwell, 1994-96	197
3.	Monty Gilbreath, 1986-89	187
4.	Tim Delaney, 1968-70	180
5.	Darnay Scott, 1991-93	178
6.	Patrick Rowe, 1987-88, 90-91	155
7.	Gary Garrison, 1964-65	148
8.	Az-zahir Hakim, 1994-97	147
9.	Craig Scoggins, 1965-66	129
10.	Darius Durham, 1979-82	127

#### Receiving Yards/Career

Pl.	Name, Years	Yards
1.	J.R. Tolver, 1999-	3,163
2.	Darnay Scott, 1991-93	3,139
3.	Will Blackwell, 1994-96	2,896
4.	Patrick Rowe, 1987-88, 90-91	2,678
5.	Az-zahir Hakim, 1994-97	2,622
5.	Tim Delaney, 1968-70	2,535
7.	Monty Gilbreath, 1986-89	2,241
8.	Gary Garrison, 1964-65	2,188
9.	Vince Warren, 1981-85	2,134
10.	Haven Moses, 1966-67	2,103
11.	Darius Durham, 1979-82	1,988

#### Passes Broken Up/Career

Pl.	Name, Years	PBU
1.	Eric Lewis, 1995-98	37
2.	Mario Mitchell, 1985-88	34
3.	Ricky Sharpe, 1999-	29
	Marlon Andrews, 1989-90	29
	Mike Fox, 1979-82	29
6.	Ricky Parker, 1993-96	26
	Gary Taylor, 1989-92	26
8.	Clarence Nunn, 1983-87	25
9.	Damon Pieri, 1990-92	22
	Clark Moses, 1987-89	22
	Tory Nixon, 1983-84	22

GAME  
12

## San Diego State at Air Force

November 23, 2002 ♦ Falcon Stadium ♦ Colorado Springs, Colo.

## Team Comparisons

## SAN DIEGO STATE (3-8/3-3 MWC)

Date	Opponent	Result
A.29	at Fresno State	L 14-16
S.7	at (17/17) Colorado	L 14-34
S.14	Arizona State	L 28-39
S.21	at Idaho	L 38-48
S.28	UCLA	L 7-43
O.12	Utah*	W 36-17
O.19	at Wyoming*	W 24-20
O.26	UNLV* (HC)	W 31-21
N.2	at Brigham Young*	L 10-34
N.9	at New Mexico*	L 8-15
N.16	(21/17) Colorado State*	L 21-49
N.23	at Air Force*	9:00 a.m.
D.7	at Hawai'i	TBA

All times Pacific. \* - Mountain West Conference Game. HC - Homecoming

## AIR FORCE (8-3/4-2 MWC)

Date	Opponent	Result
A.31	Northwestern	W 52-3
S.7	New Mexico*	W-ot 38-31
S.21	at California	W 23-21
S.28	at Utah*	W 30-26
O.5	Navy	W 48-7
O.12	Brigham Young*	W 52-9
O.19	Notre Dame	L 14-21
O.26	at Wyoming*	L 26-34
O.31	Colorado State*	L 12-31
N.9	Army	W 49-30
N.16	at UNLV*	W 49-32
N.23	San Diego State*	

\* - Mountain West Conference Game.

## Individual Leaders

## RUSHING

	Att	Net	Avg	TD	YPG
Truvillion (SDSU)	102	331	3.2	1	36.8
Collins (SDSU)	83	285	3.4	1	47.5
Harridge (AFA)	212	1042	4.9	19	94.7
Palmer (AFA)	87	492	5.7	4	44.7

## PASSING

	A-C-I	Pct	TD	YPG
Hall (SDSU)	452-272-9	60.2	17	295.7
Harridge (AFA)	113-54-5	47.8	9	76.9

## RECEIVING

	Rec	Yds	Avg	TD	YPG
Tolver (SDSU)	97	1376	14.2	11	125.1
Osgood (SDSU)	91	1303	14.3	6	118.5
Strecker (AFA)	12	202	16.8	4	20.2

## DEFENSE

	U-A-TT	TFL	Int.	FF-FR
Morrison (SDSU)	47-31-78	8	3	1-3
Underwood (SDSU)	30-27-57	1	2	1-0
Schlegel (AFA)	47-53-100	9	1	0-0
Buelow (AFA)	34-30-64	5	2	1-0

## Team Comparisons

	SDSU	AFA
Record	3-8	8-3
Conference	3-3	4-2
Turnover Margin	-0.45	+1.00
Penalties	67-555	42-331
Average ToP	27:59	32:19
First Downs	231	244
Rushing Yards	64.9	305.5
Passing Yards	318.7	87.2
Total Yards	383.6	392.7
PPG	21.0	35.7
First Downs Allowed	233	201
Rushing Yards Allowed	149.1	164.7
Passing Yards Allowed	232.6	192.5
Total Yards Allowed	381.7	357.3
PPG Allowed	30.5	22.3

## NCAA Team Rankings

	SDSU	AFA
Rushing Offense	115	1
Passing Offense	5	116
Total Offense	54	38
Scoring Offense	95	10
Rushing Defense	52	74
Pass Eff. Defense	85	45
Total Defense	71	55
Scoring Defense	88	40
Net Punting	69	54
Punt Returns	57	34
Kickoff Returns	59	38
Turnover Margin	80	15

## Mountain West Team Rankings

	SDSU	AFA
Rushing Offense	8th	1st
Passing Offense	1st	8th
Total Offense	5th	4th
Scoring Offense	8th	1st
Rushing Defense	4th	6th
Pass Eff. Defense	7th	2nd
Total Defense	5th	3rd
Scoring Defense	7th	2nd
Net Punting	6th	4th
Punt Returns	5th	3rd
Kickoff Returns	4th	2nd
Turnover Margin	7th	1st

## Series History

Air Force leads, 15-5

	H/A	W/L	SDSU	AFA
1980	A	W	13	10
1981	H	L	16	21
1982	A	L	32	44
1983	H	L	7	38
1984	A	L	16	34
1985	A	L	16	31
1986	H	L	10	22
1987	A	L	7	49
1988	H	W	39	36
1989	A	L	36	52
1990	H	W	48	18
1991	A	L	20	21
1992	H	L	17	20
1993	A	W	38	31
1994	H	L	35	36
1996	H	W	28	23
1997	A	L-ot	18	24
1999	H	L	22	23
2000	A	L	24	45
2001	H	L	21	45



# The Nation's Premier Duo

## Aztec seniors J.R. Tolver and Kassim Osgood

### J.R. Tolver

All-America Candidate



### 2002 Season

- ▶ Is second in the nation with an average of 125.1 receiving yards per game.
- ▶ Is second in the nation in receptions with 8.82 catches per game.
- ▶ His 16 catches vs. Utah are tied for the most in a college football game this season.
- ▶ Has three of the top 18 receiving games in the country this season.
- ▶ Has caught a pass in 36 straight games.
- ▶ His 12-catch, 296-yard effort vs. Arizona State ranks as the 13th best receiving game in NCAA history. It is most receiving yards in a college game this season.

### Streaks and Rankings

- ▶ With 231 receptions, Tolver is SDSU's career record holder.
- ▶ He is also first all-time at San Diego State with 3,163 receiving yards
- ▶ A two-time all-Mountain West Conference performer (2000 and 2001) and the league's all-time leading receiver.
- ▶ Has already been named Mountain West player of the week twice this season and a midseason All-American by cnsi.com and College Football News.
- ▶ Has 11 career receiving games in excess of 100 yards, including five of the last nine games.
- ▶ He now holds the receptions and yardage records for a single season -- 97 catches for 3,163 yards).

### NCAA Division I

### All-Time Records

#### Passes Caught By Two Players, Same Team

1. Wilkins/Noisy, Nevada (1996) .....212
- Twilley/Sweeney, Tulsa (1965) .....212
- Tolver/Osgood, SDSU (2002) .....188

*Tolver and Osgood must average 12.5 receptions during the next two games to break the record. Through 11 games this season the duo is averaging 17.1 receptions per game.*

#### Receiving Yards By Two Players, Same Team

1. Insley/Brooks, Nevada (1999) .....2,774
- Tolver, Osgood, SDSU (2002) .....2,679

*Tolver and Osgood must average 48.0 receiving yards during the next two games to break the record. Through 11 games this season the duo is averaging 243.5 yards receiving per game.*

#### Season Receptions

1. Manny Hazard, Houston (1989) .....142
2. Troy Edwards, La. Tech (1998) .....140
3. Trevor Insley, Nevada (1999) .....134
- Howard Twilley, Tulsa (1965) .....134
5. Alex Van Dyke, Nevada (1995) .....129
- 
29. J.R. Tolver, SDSU (2002) .....97
40. Kassim Osgood, SDSU (2002) .....91

#### Season Receiving Yards


1. Trevor Insley, Nevada (1999) .....2,060
2. Troy Edwards, La. Tech (1998) .....1,996
3. Alex Van Dyke, Nevada (1995) .....1,854
4. Howard Twilley, Tulsa (1965) .....1,779
5. Josh Reed, LSU (2001) .....1,740
6. Ashley Lelie, Hawaii (2001) .....1,713
7. Troy Edwards, La. Tech (1997) .....1,707
8. Manny Hazard, Houston (1989) .....1,689
9. Marcus Harris, Wyoming (1996) .....1,650
10. Randy Moss, Marshall (1997) .....1,647
- 
25. Jerry Henderson, Idaho (1969) .....1,444
- nr. J.R. Tolver, SDSU (2002) .....1,376
- nr. Kassim Osgood, SDSU (2002) .....1,303

*Tolver needs 164 receiving yards (34.0 over the next two games) to join the NCAA Division IA top 25 single-season club. He must average 135.5 receiving yards per game to break into the top 10. He is currently averaging 125.1 receiving yards per game. At his current rate, Tolver would end the season with 1,626 receiving yards, which would finish 11th all-time.*

*Osgood needs 141 receiving yards (70.5 over the next two games) to join the NCAA Division IA top 25 single-season club. He is currently averaging 118.5 receiving yards per game. At his current rate, Osgood would end the season with 1,541 receiving yards, good for 18th all-time (not counting Tolver's '02 season).*

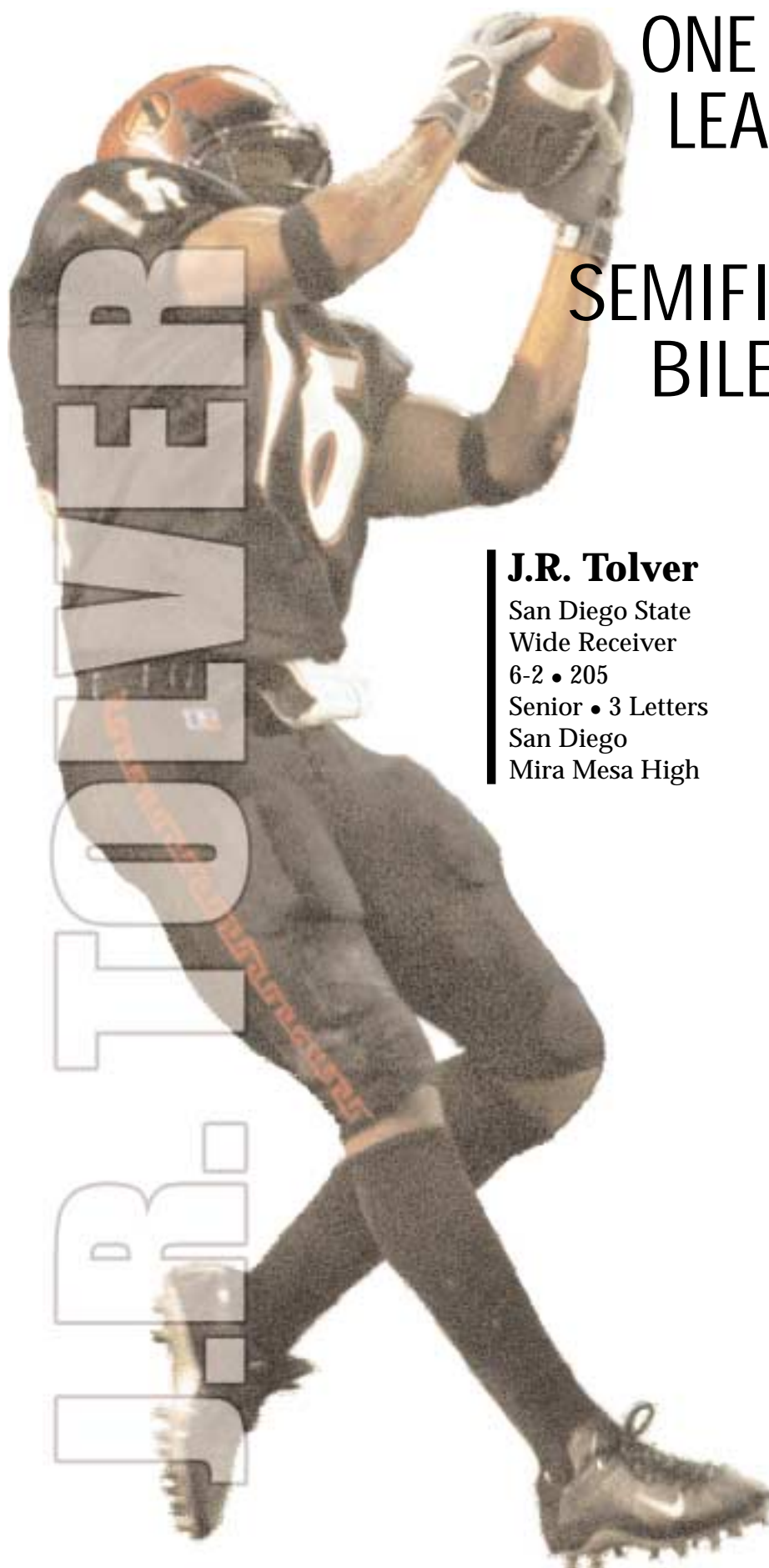
### Kassim Osgood

All-America Candidate



### 2002 Season

- ▶ Is third nationally in both catches per game (8.27) and receiving yards per game (118.45).
- ▶ His 70-yard TD catch at Idaho is the longest by an Aztec this season.
- ▶ Caught a 61-yard touchdown pass against Wyoming for SDSU's lone offensive touchdown of the game.
- ▶ Recorded 14 catches for 178 yards against 17th-ranked Colorado.
- ▶ The 14 catches at CU rank as the third most in a college football game this season.
- ▶ His current pace would land him among the best seasons in NCAA history by a receiver.
- ▶ Was a I-AA All-American at Cal Poly.
- ▶ Has three of the NCAA top 26 receiving games this season.
- ▶ Caught touchdown passes in five straight games prior to UNLV.
- ▶ Is a nominee for the Verizon Academic All-America team and a National Scholar-Athlete nominee.
- ▶ Caught 12 passes for 138 yards in the loss at BYU.
- ▶ He has had at least 138 receiving yards in six games this season.
- ▶ His 91 catches this season would be an SDSU record if not for J.R. Tolver's 2002 season.
- ▶ He now has 1,303 receiving yard this season, the third best total in school history including Tolver's 2002 campaign.



# ONE OF THE NATION'S LEADING RECEIVERS

# ONE OF 10 SEMIFINALISTS FOR '02 BILETNIKOFF AWARD

**J.R. Tolver**  
 San Diego State  
 Wide Receiver  
 6-2 • 205  
 Senior • 3 Letters  
 San Diego  
 Mira Mesa High

## 2002 Season

- ▶ Is second in the nation with an average of 125.1 receiving yards per game.
- ▶ Is second in the nation in receptions with 8.82 catches per game.
- ▶ His 16 catches vs. Utah are tied for the most in a college football game this season.
- ▶ Has three of the top 18 receiving games in the country this season.
- ▶ Has caught a pass in 36 straight games.
- ▶ His 12-catch, 296-yard effort vs. Arizona State ranks as the 13th best receiving game in NCAA history. It is most receiving yards in a college game this season.

## Streaks and Rankings

- ▶ With 231 receptions, Tolver is SDSU's career record holder.
- ▶ He is also first all-time at San Diego State with 3,163 receiving yards
- ▶ A two-time all-Mountain West Conference performer (2000 and 2001) and the league's all-time leading receiver.
- ▶ Has already been named Mountain West player of the week twice this season and a midseason All-American by cnsi.com and College Football News.
- ▶ Has 11 career receiving games in excess of 100 yards, including five of the last nine games.
- ▶ He now holds the receptions and yardage records for a single season -- 97 catches for 3,163 yards).

## NCAA Record Watch

### Season Receptions

1.	Manny Hazard, Houston (1989)	142
2.	Troy Edwards, La. Tech (1998)	140
3.	Trevor Insley, Nevada (1999)	134
	Howard Twilley, Tulsa (1965)	134
5.	Alex Van Dyke, Nevada (1995)	129
---		
29.	<b>J.R. Tolver, SDSU (2002)</b>	<b>97</b>
40.	Kassim Osgood, SDSU (2002)	91

### Season Receiving Yards

1.	Trevor Insley, Nevada (1999)	2,060
2.	Troy Edwards, La. Tech (1998)	1,996
3.	Alex Van Dyke, Nevada (1995)	1,854
4.	Howard Twilley, Tulsa (1965)	1,779
5.	Josh Reed, LSU (2001)	1,740
---		
25.	Jerry Henderson, Idaho (1969)	1,444
nr.	<b>J.R. Tolver, SDSU (2002)</b>	<b>1,376</b>
nr.	Kassim Osgood, SDSU (2002)	1,303





# San Diego State National Award Nominees

## Johnathan Ingram

*The Rimington Trophy Award Watch List  
All-America Candidate*



### 2002 Season

- ▶ San Diego State offensive lineman of the week in the opener against Fresno State, at Idaho and at Wyoming
- ▶ Graded out at 88 percent against Fresno State and at 85 percent at Colorado against a formidable defensive front
- ▶ Started his 20th consecutive game at center against Colorado State
- ▶ Has helped lead San Diego State to five touchdown drives this season that have covered at least 90 yards
- ▶ Helped key San Diego State's 574-yard offensive output against Arizona State and the 585-yard effort at Idaho
- ▶ Returned to the game twice after being injured against UCLA after his backup was injured

### Career Highlights

- ▶ Earned honorable mention Mountain West Conference honors at the center position in 2001
- ▶ This season marks his third season as a starter for the Aztecs
- ▶ Considered by the Aztec coaching staff as SDSU's top run blocker
- ▶ Made starts at both the center and guard positions during his tenure

## Brian Simnjanovski

*The Ray Guy Award Watch List  
All-America Candidate*



### 2002 Season


- ▶ Is 19th nationally in punting with an average of 42.6 yards per boot.
- ▶ Two of his kicks traveled 57 yards or more and three of six kicks yielded no return in the Fresno State game.
- ▶ His only poch kick against the Bulldogs was downed at the Fresno State 10-yard line
- ▶ Holds on field goals and extra points
- ▶ Averaged 45.2 yards on four punts at Colorado, including a 54-yarder that was downed at the CU one and later set up an Aztec touchdown
- ▶ Busted a 61-yard punt at Idaho
- ▶ Five of his punts have pinned the opposition inside its' 20 yard-line
- ▶ Booted a 56-yard punt against Utah with no return and his lone punt at Wyoming was a 46-yarder with a negative two-yard return
- ▶ At New Mexico, he had his second 60-yarder of the season
- ▶ Has had eight punts downed inside the 20

### Honors

- ▶ Two-time all-Mountain West Conference performer
- ▶ A Verizon Academic All-American in 2001, he is on the Ray Guy Award Watch List for the second consecutive season
- ▶ Led the Mountain West Conference and was 14th nationally in punting in 2001
- ▶ His 43.6 per kick average last season ranks third in school history
- ▶ 2001 San Diego State special teams player of the year

## Adam Hall

*Record-Setting Quarterback*



### 2002 Season

- ▶ Is currently ninth in the country with an average of 285.73 yards of total offense per game.
- ▶ Threw five touchdowns at Idaho, matching the five San Diego State tossed in all of the 2002 season.
- ▶ Has recorded two of the top seven passing days in San Diego State history and has established the best two-game total ever.
- ▶ Has two of the top three passing yardage totals in the nation this season.
- ▶ Has passed for 3,253 yards and is the first 3,000-yard passer at State since Billy Blanton in 1996.
- ▶ Is 17 touchdown passes are the most by by an Aztec quarterback since 1996.

### ▶ SDSU Single-Season Passing Yards

1. Todd Santos, 1987	3,932
2. Dan McGwire, 1990	3,883
3. Dan McGwire, 1989	3,651
4. Matt Kofler, 1981	3,337
5. Billy Blanton, 1995	3,300
6. Adam Hall, 2002	3,253

**San Diego State 14**  
**Fresno State 16**

**August 29, 2002 • Bulldog Stadium • Fresno, Calif.**  
**Attendance: 39,111 • ESPN2**

**FRESNO, Calif.** - Tom Craft's first game as head coach at San Diego State was an eye-opener and a heartbreaker.

The Aztecs opened slowly, fell behind by nine points midway through the fourth quarter and then rallied to put themselves in position to win the game on the final play, only to have a chip-shot field goal blocked.

San Diego State fell behind the home-standing and heavily-favored Fresno State Bulldogs 10-0 at halftime and if not for heroic efforts by the Aztec defense, things could have been worse. San Diego State had just 19 yards of total offense at the half and ran just 21 plays. But San Diego State's defense kept things close and gave the "no-huddle" its chance.

The Aztecs responded as quarterback Adam Hall passed for 219 yards in the second half and J.R. Tolver stamped himself as an All-America candidate at receiver. In the end, it was just yards short.

San Diego State drove 54 yards on its first possession of the second half only to miss a field goal. But beginning with the third possession after intermission, things got interesting.

Hall found Tolver for 45 yards and James Truvillion capped off a stunning 96-yard touchdown drive for the Aztecs' first score of the year. San Diego State then turned the ball over on two straight possessions, but the defense limited Fresno State to just a field goal during that stretch. The Bulldog lead stood at 16-7 with 8:26 remaining in the game.

San Diego State then got busy again. The Aztecs drove 81 yards for their second score and again it was Adam Hall to Tolver, this time for a 31-yard scoring strike.

The Aztec defense, which came up with three quarterback sacks, eight tackles behind the line of scrimmage, five pass deflections and a turnover, gave the Aztecs another chance. Trying to protect their lead, the Bulldogs moved the ball just 16 yards before being forced to punt.

The Aztecs took over on their own 35 and moved to the Fresno State 14 before the blocked field goal ended the game.

The Aztecs took over on their own 35 and moved to the Fresno State 14 before the blocked field goal ended the game.

GAME STATISTICS			
<b>SDSU</b>	<b>0</b>	<b>0</b>	<b>7 7 - 14</b>
<b>Fresno State</b>	<b>0</b>	<b>10</b>	<b>0 6 - 16</b>
FSU - Asparuhov 43-yard field goal 13:25 2nd, 12 plays, 42 yards, 4:47			
FSU - Gilbert 4 pass from Pinegar (Asparuhov kick) 3:12 2nd, 14 plays, 61 yards, 8:16			
SDSU - Truvillion 1 run (Kirovski kick) :11 3rd, 8 plays, 96 yards, 2:18			
FSU - Asparuhov 40-yard field goal 11:26 4th, 8 plays, 31 yards, 2:47			
FSU - Asparuhov 31-yard field goal 8:26 4th, 4 plays, 3 yards, 1:32			
SDSU - Tolver 31 pass from Hall (Kirovski kick) 6:30 4th, 7 plays, 81 yards, 1:56			
	<b>SDSU</b>	<b>FSU</b>	
First Downs	19	18	
Rushes-Yards	24-38	38-66	
Passing Yards	240	196	
Passes (C-A-I)	25-37-1	21-35-0	
Total Offense	278	262	
Fumbles-Lost	1-1	4-1	
Penalties-Yards	5-39	7-74	
TOP	25:05	34:55	
<b>Rushing (SDSU):</b> Truvillion 15-68-1, Tolver 1-3, Simmons 2-1, hall 5-(-14). <b>(FSU):</b> Davis 16-80, Rivera 12-21, Jennings 3-(-2), Pinegar 7-(-33)			
<b>Passing (SDSU):</b> Hall 25-37-1, 240-0. <b>(FSU):</b> Pinegar 21-35-0, 196-1.			
<b>Receiving (SDSU):</b> Tolver 10-158-1, Osgood 9-58, Davenport 3-12, Thompson 1-11, Penman 1-1, Truvillion 1-0. <b>(FSU):</b> Jennings 6-62, Greco 4-29, Davis 3-30, Gilbert 3-26, Rivera 3-20, Wood 1-28, Spach 1-1.			

**San Diego State 14**  
**17/17 Colorado 34**

**September 7, 2002 • Folsom Field • Boulder, Colo.**  
**Attendance: 44,126 • FoxSports Network**

**BOULDER, Colo.** - The score may have followed prognostications but San Diego State more than held its own for more than three quarters against 17th-ranked Colorado. In the end, the Buffaloes made fewer mistakes and held off three Aztec scoring drives in the 34-14 win.

Colorado struck early, scoring 14 points on its first two possessions. But the youthful Aztecs recovered quickly. On its second possession, San Diego State marched 80 yards for a score, converting four third-downs into new sets. Overall the scoring march covered 80 yards and was capped by Garric Simmons' four-yard run.

After Colorado struck for a 75-yard score on its second possession, the Aztecs once again retaliated with a 45-yard march following a Colorado punt. Redshirt freshman Michael Franklin broke free on a 31-yard touchdown run to even the game at 14.

It looked like the teams would enter the locker room even, but a fumble on a punt return was picked up by the Buffaloes and toted in for the score and a 21-14 lead at the break.

Colorado scored again in the third quarter on a two-play drive that was set up by a Jeremy Bloom's 31-yard punt return.

San Diego State threatened early and often in the second half with three drives stalling inside the CU 35. The Aztecs also came up wide right on a pair of field-goal tries. Overall, five of SDSU's six second-half possessions ended inside the Colorado 40.

Colorado capped the scoring and clinched the win with a 38-yard touchdown run.

Adam Hall officially stamped himself as a threat at quarterback as he passed for 359 yards with 14 of those connections going to Kassim Osgood.

The two teams ended the game with 401 yards of total offense each.

GAME STATISTICS			
<b>SDSU</b>	<b>7</b>	<b>7</b>	<b>0 0 - 14</b>
<b>CU</b>	<b>14</b>	<b>7</b>	<b>7 6 - 34</b>
CU - Williams 24 pass from Ochs (Brougham kick), 10:46-1st (9 plays, 77 yards, 2:48)			
SDSU - Simmons 4 run (Kirovski kick), 3:34-1st (15 plays, 80, 7:08)			
CU - McCoy 75 pass from Ochs (Brougham kick), 1:55-1st (3 plays, 80 yards, 1:33)			
SDSU - Franklin 31 run (Kirovski kick), 12:47-2nd (2 plays, 45 yards, 0:20)			
CU - Dawn 8 fumble return (Brougham kick), 7:43-2nd			
CU - Brown 1 run (Brougham kick), 3:34-3rd (2 plays, 44 yards, 0:14)			
CU - Brown 38 run (kick failed), 0:51-4th (7 plays, 60 yards, 3:58)			
	<b>SDSU</b>	<b>FSU</b>	
First Downs	24	20	
Rushes-Yards	23-42	46-255	
Passing Yards	359	136	
Passes (C-A-I)	39-59-0	9-22-1	
Total Offense	401	401	
Fumbles-Lost	2-2	1-0	
Penalties-Yards	3-15	7-59	
TOP	31:20	28:40	
<b>Rushing (SDSU):</b> Franklin 10-41-1, Simmons 4-15-1, Truvillion 5-10, Hall 4-(-24); <b>CU:</b> Brown 29-185-2, Purify 9-72, Hodge 2-14, Calhoun 2-(-3), Ochs 4-(-3).			
<b>Passing (SDSU):</b> Hall 39-59-0, 359; <b>CU:</b> Ochs 7-15-1, 128, Hodge 2-7-0, 8			
<b>Receiving (SDSU):</b> Osgood 14-178, Davenport 9-60, Tolver 8-79, Ortiz 3-19, Thompson 2-22, Franklin 2-(-2), Truvillion 1-3; <b>CU:</b> Purify 3-20, McCoy 2-81-1, Drumm 2-4, Williams 1-22-1, Donahoe 1-9.			

Arizona State 39  
San Diego State 28

Sept. 14, 2002 • Qualcomm Stadium • San Diego  
Attendance: 29,041 • Arizona-TV

**SAN DIEGO** - In this case, the numbers lie - a lot.

San Diego State rolled up 574 yards of total offense, including 320 passing yards, by HALFTIME, but still fell to the Arizona State Sun Devils, 39-28, in the home opener at Qualcomm Stadium.

The Aztecs got a game for the record books from receiver J.R. Tolver and quarterback Adam Hall. Tolver caught 12 passes for 296 yards and a touchdown in the 13th best receiving game in NCAA history. Hall passed for 516 yards and three touchdowns in the loss. It was the sixth best day in Aztec history. However, the records were not enough.

San Diego State dominated the early going and led the game 22-0 in the second quarter. The scoring came courtesy of three Adam Hall touchdown passes, one each to Tolver, Kassim Osgood and Ronnie Davenport. But Arizona State responded.

Trailing 22-0, ASU inserted Andrew Walter at quarterback. His first two passes were touchdown strikes to Shaun McDonald, covering 72 and 33 yards and the game was on.

San Diego State still led 22-14 at halftime. But in the second half, a handful of plays decided the outcome. Arizona State blocked a punt and recovered it for a touchdown and when San Diego State fumbled another punt, ASU took advantage with a brief 18-yard touchdown drive.

The Aztecs ended the game with three straight turnovers after the game had been tied at 25 on a 41-yard field goal by Tommy Kirovski.

For the game, SDSU had five turnovers to go with the blocked punt. SDSU won the total offense battle 574-365 and had a seven-minute advantage in time of possession. San Diego State ran 95 plays to Arizona State's 62.

GAME STATISTICS

Arizona State	0	14	18	7	-	39
SDSU	6	16	3	3	-	28

SDSU - Davenport 5 pass from Hall (kick failed) 6:07- 1st, 10 plays, 91 yards, 3:27

SDSU - Osgood 6 pass from Hall (kick failed) 10:01- 2nd, 6 plays, 76 yards, 1:05

SDSU - Tolver 17 pass from Hall (Kirovski kick) 6:28-2nd, 4 plays, 56 yards, 1:52

SDSU - Kirovski 27 field goal 5:25-2nd, 4 plays, 2 yards, 0:43

ASU - McDonald 72 pass from Walter (Barth kick) 5:06-2nd, 1 play, 72 yards, :19

ASU - McDonald 33 pass from Walter (Bark kick) 4:39-2nd, 1 play, 33 yards, :09

ASU - Barth 27 field goal 11:26 3rd, 9 plays, 71 yards, 3:34

ASU - Miller recovered block punt in end zone (Karney 2-pt pass) 3:49-3rd

SDSU - Kirovski 29 field goal 1:55-3rd, 9 plays, 68 yards, 1:54

ASU - McDonald 29 pass from Walter (Barth kick) 0:32-3rd, 3 plays, 68 yards, 1:23

SDSU - Kirovski 41 field goal 12:04-4th, 9 plays, 60 yards, 3:28

ASU - McDonald 16 pass from Walter (Barth kick) 8:45-4th, 3 plays, 18 yards, :55

	ASU	SDSU
First Downs	13	25
Rushes-Yards	30-107	34-58
Passing Yards	258	516
Passes (C-A-I)	14-32-0	32-61-1
Total Offense	365	574
Fumbles-Lost	3-2	5-4
Penalties-Yards	9-67	5-40
TOP	26:24	33:36

**Rushing (SDSU):** Truvillion 24-73, Franklin 2-9, Tolver 1(-5), Hall 7(-19); **(ASU):** Canidate 15-85, Christensen 3-8, Karney 2-5, Hill 4-4, McDonald 1-4, Williams 4-3, Walter 1(-2)

**Passing (SDSU):** Hall 32-60-1, 516 3 TD, Tolver 0-1-0; **(ASU):** Walter 10-19-0, 241 4 TD; Christensen 3-11-0, 17; Cooper 1-1, 0; Hill 0-1-0

**Receiving (SDSU):** Tolver 12-296-1, Osgood 10-158-1, Truvillion 5-22, Davenport 4-18, Fletcher 1-22; **(ASU):** McDonald 8-175-4, Karney 2-21, Miller 1-44, Hagan 1-8, Hill 1-7, Fulton 1-3

San Diego State 38  
Idaho 48

Sept. 21, 2002 • Kibbie Dome • Moscow, Idaho  
Attendance: 14,887

GAME STATISTICS

SDSU	10	14	7	7	-	38
Idaho	10	7	14	17	-	48

IU - Jelmberg 18 pass from Lindgren (Stamps kick) 9:33-1st, 6 plays, 87 yards, 2:47

SDSU - Kirovski 23-yard FG 6:26-1st, 9 plays, 60 yards, 3:07

SDSU - Tolver 12 pass from Hall (Kirovski kick) 3:36-1st, 6 plays, 75 yards, 1:47

IU - Stamps 40-yard field goal :55-1st, 8 plays, 14 yards, 2:41

SDSU - Tolver 1-yard pass from Hall (Kirovski kick) 10:34-2nd, 11 plays, 80 yards, 5:21

SDSU - Tolver 49-yard pass from Hall (Kirovski) 4:47-2nd, 1 play, 49 yards, :09

IU - Winston 8 pass from Lindgren (Stamps kick) :01-2nd, 8 plays, 65 yards, 1:18

IU - Jelmberg 18 pass from Lindgren (Stamps kick) 7:15-3rd, 9 plays, 80 yards, 3:39

IU - Gerstner 25 pass from Lindgren (Stamps kick) 4:58-3rd, 4 plays, 38 yards, 1:16

SDSU - Osgood 70 pass from Hall (Kirovski kick) 3:07-2nd, 4 plays, 83 yards, 1:51

IU - Lewis 12 pass from Lindgren (Stamps kick) 14:47-4th, 10 plays, 81 yards, 3:20

SDSU - Ortiz 25 pass from Hall (Kirovski) 12:48-4th, 6 plays, 80 yards, 1:59

IU - Stamps 35-yard field goal 8:25-4th, 12 plays, 52 yards, 4:23

IU - Jelmberg 26 pass from Lindgren (Stamps kick) 4:48-4th, 8 plays, 66 yards, 3:05

	SDSU	IU
First Down	26	34
Rushes-Yards	22-79	44-149
Passing Yards	506	382
Passes (C-A-I)	29-49-0	29-46-0
Total Offense	585	531
Fumbles-Lost	1-1	2-1
Penalties-Yards	7-82	4-32
TOP	24:36	35:24

**Rushing (SDSU):** Franklin 9-57, Truvillion 10-32, Hall 3(-10); **(IU):** Shaw 16-80, Lewis 18-62, O'Connell 1-5, Thompson 3-3, Lindgren 5-0

**Passing (SDSU):** Hall 49-29-0, 5, 506; **(IU):** Lindgren 46-29-0, 6 382

**Receiving (SDSU):** Tolver 14-184-3, Osgood 6-178-1, Davenport 3-19, Ortiz 2-36 -1, Truvillion 2-28, Thompson 1-50, Franklin 1-11; **(IU):** Jelmberg 5-97-3, Winston 5-78-1, Belser 4-59, O'Connell 4-34, Stowe 4-33, McCoy 2-18, Gerstner 1-15, Nead 1-12, Lewis 1-12-1, Sipola 1-10, Shaw 1-4

**MOSCOW, Idaho** - When you play inside a 16,000-seat facility with goal posts mounted on the wall, you might expect points. And you would be right.

For the second straight game San Diego State wasted a 500-yard passing effort by Adam Hall, a sterling receiving effort by J.R. Tolver and a multiple-touchdown lead. Idaho erased a 24-10 Aztec advantage by scoring on six straight possessions to upset San Diego State, 48-38.

Hall tossed five touchdown passes, including three to Tolver and a 70-yard strike to Kassim Osgood, but Idaho proved up to the task in the noise-laded Kibbie Dome.

When Idaho scored a touchdown with one second remaining in the second quarter, the Aztecs headed to the locker room with a 24-17 lead. The second half, however, was all Idaho. The Vandals ripped up the Aztec defense for 31 points after intermission, including 17 in the decisive fourth quarter. Although the Vandals were out-gained by the Aztecs, Idaho became the first team since Air Force in 2000 to go over 500 yards in total offense against SDSU.

San Diego State was flagged for a season-high seven penalties, but committed just one turnover. San Diego State had the ball for just 11 minutes in the second half when the game titled toward the Vandals.

Tolver ended the game with 14 catches, tying him with teammate Kassim Osgood for the second most catches in the country this season. He also caught three touchdowns after entering the game with just seven career touchdown receptions. A fourth touchdown reception was thwarted by a Vandal pass interference late in the game.

**UCLA** **43**  
**San Diego State** **7**

September 28, 2002 • Qualcomm Stadium • San Diego  
 Attendance: 33,610 • ESPN2

**SAN DIEGO** - It may be that the UCLA Bruins are just that much better than the San Diego State Aztecs. However, SDSU made things so easy for the visitors that a true measuring stick is hard to gauge.

The Bruins took advantage of early San Diego State miscues to post the first 23 points of the football game while generating a total of 58 yards of offense. It was the deciding stretch in a game that saw UCLA remain unbeaten against the Aztecs with a sound 43-7 win.

While the Aztec defense appeared to bounce back from a bewildering performance at Idaho, San Diego State's offense found the going tough against the talented Bruins.

UCLA struck first when an Adam Hall pass ricocheted off of tight end Tyson Thompson and into the arms of UCLA's Marcus Reese, setting up a brief seven-yard touchdown drive by UCLA.

The second seven came when the Bruins blocked a Brian Simnjanovski punt and recovered it in the end zone for a score. The big plays continued for UCLA when Craig Bragg got behind the Aztec defense on a third-and-28 for a stunning 37-yard touchdown. The onslaught was complete when a snap sailed over Simnjanovski's head on a punt, resulting in two more UCLA points.

San Diego State's lone touchdown completed an 80-yard drive when Hall found Kassim Osgood 10 yards out to pull SDSU to 23-7.

Any hopes for an Aztec comeback, however, were squelched when Bruin quarterback Cory Paus found tight end Mike Seidman for a 79-yard score.

Osgood topped SDSU's offensive performance with a 10-catch, 145-yard effort. The game also featured the debut of true freshman running back Frederick Collins, who ran for 47 yards on 11 carries.

The loss to UCLA left the Aztecs 0-5 for the first time ever.

GAME STATISTICS

<b>UCLA</b>	<b>7</b>	<b>26</b>	<b>3</b>	<b>7</b>	<b>-</b>	<b>43</b>
<b>SDSU</b>	<b>0</b>	<b>7</b>	<b>0</b>	<b>0</b>	<b>-</b>	<b>7</b>

- UCLA - White 4 run (Griffith kick)  
4:46 1st, 2 plays, 7 yards, :45
- UCLA - Jibril recovered blocked punt in end zone (Griffith kick)  
14:55-2nd
- UCLA - Bragg 37 pass from Paus (Griffith kick)  
10:41-2nd, 7 plays, 51 yards, 4:14
- UCLA - Safety (SDSU snap over punter's head)  
9:41-2nd,
- SDSU - Osgood 10 pass from Hall (Kirovski kick)  
5:31-2nd, 7 plays, 80 yards, 2:26
- UCLA - Seidman 64 pass from Paus (Griffith kick)  
5:06-2nd, 1 play 79 yards :25 (includes pass interference)
- UCLA - Griffith 33 FG  
:48-2nd, 6 plays, 15 yards, 2:17
- UCLA - Griffith 46 FG  
3:15-3rd, 5 plays, 21 yards, 1:40
- UCLA - Ebell 2 run (Griffith kick)  
15 plays, 71 yards, 7:28

	<b>UCLA</b>	<b>SDSU</b>
First Downs	17	17
Rushes-Yards	51-153	30-63
Passing Yards	238	208
Passes (C-A-I)	14-24-0	18-40-2
Total Offense	391	271
Fumbles-Lost	3-0	3-3
Penalties-Yards	5-50	4-38
TOP	38:11	21:49

**Rushing (SDSU):** Franklin 12-69, Collins 11-47, Simmons 1-8, Sheriff 1(-7), Hall 4(-29); **(UCLA):** White 14-76-1, Ebell 9-44-1, Harrison 7-25, Mathis 8-22, Harris 5-7, Groves 1-6, Perry 1-5, Olson 1(-7), Paus 5(-25).

**Passing (SDSU):** Hall 16-34-2, 183-1, Sheriff 2-6-0, 25; **(UCLA):** Paus 12-21-0, 216-2, Olson 2-3-0, 22

**Receiving (SDSU):** Osgood 10-145-1, Tolver 3-30, Davenport 3-30, Ortiz 1-4, Franklin 1(-1); **(UCLA):** Seidman 6-134-1, Bragg 4-60-1, Berry 2-25, Taylor 1-16, Lewis 1-3

**Utah** **17**  
**San Diego State** **36**

October 12, 2002 • Qualcomm Stadium • San Diego  
 Attendance: 20,410 • KJZZ/GamePlan

**SAN DIEGO** - A month of frustration came to an end on Saturday night as the Aztecs ran past Utah, 36-17, in the Mountain West opener for San Diego State.

Receiver J.R. Tolver continued to write chapters in his dream season with 16 catches for 185 yards and a touchdown. The total was the second best in school history, a Mountain West record and tied him with Will Blackwell for the all-time school record with 197.

Tolver ended the game with 16 catches for 185 yards and his 16-yard TD catch in the third quarter put SDSU in control, 20-10.

The Aztecs came from behind to pick up the first victory of the season. After spotting Utah a 3-0 and 10-3 lead, SDSU came to life in the second period. The Aztecs got a 36-yard touchdown pass from Adam Hall to Kassim Osgood for a score and then put together a 56-yard march that

culminated with a Tommy Kirovski field goal on the final play before intermission. SDSU led at the break, 13-10.

The second half belonged to the Aztecs. San Diego State scored 17 points on three straight possessions and the Aztec defense made its own statement. SDSU picked off four passes and forced a fumble. Ricky Sharpe had two picks in the second half and returned the last one for 29-yard touchdown.

The Utes ended the game with just 308 yards of total offense, including 156 yards after San Diego State extended its lead in the fourth quarter to 31-10.

As a team, SDSU had its best rushing day of the season 116 yards, including 67 by Michael Franklin.

Tommy Kirovski booted three field goals as SDSU won its conference opener for the third time in four years of Mountain West play. The win was the first for SDSU under Tom Craft and ended a three-game losing streak against Utah.

GAME STATISTICS

<b>Utah</b>	<b>3</b>	<b>7</b>	<b>0</b>	<b>7</b>	<b>-</b>	<b>17</b>
<b>SDSU</b>	<b>3</b>	<b>10</b>	<b>7</b>	<b>16</b>	<b>-</b>	<b>36</b>

- Utah - Borreson 33 FG 12:24-1st, 10 plays, 64 yards, 2:36
- SDSU -Kirovski 37 FG 2:06-1st, 15 plays, 66 yards, 5:39
- Utah - Jackson 7 pass from Elliott (Borreson) 9:54-2nd, 15 plays, 76 yards, 7:12
- SDSU -Osgood 36 pass from Hall (Kirovski) 5:11-2nd, 9 plays, 67 yards, 2:18
- SDSU -Kirovski 30 FG 0:00-2nd, 6 plays, 56 yards, :35
- SDSU -Tolver 16 pass from Hall (Kirovski) 10 plays, 80 yards, 4:43
- SDSU -Ordione 1 run (Kirovski) 13:15-4th, 8 plays, 69 yards, 3:41
- SDSU -Kirovski 32 FG 11:19-4th, 4 plays, -3 yards, 1:38
- SDSU -Sharpe 29 interception return (kick blocked) 4:31-4th
- Utah - Jackson 21 pass from Elliott (Borreson) 2:38-4th, 10 plays, 72 yards, 1:53

	<b>SDSU</b>	<b>Utah</b>
First Downs	23	26
Rushes-Yards	39-116	28-32
Passing Yards	294	276
Passes (C-A-I)	26-39-1	30-53-4
Total Offense	410	308
Fumbles-Lost	1-0	2-1
Penalties-Yards	10-97	2-20
TOP	30:25	29:35

**Rushing (SDSU):** Franklin 12-67, Truvillion 19-41, Hall 6-7, Ordione 2-1 (td); **(Utah):** Warfield 19-44, Peroulis 3-4, Elliott 4(-5), Smith 2(-11)

**Passing (SDSU):** Hall 26-39-1, 294-2; **(Utah):** Elliott 28-50-3, 272-2, Smith 2-3-1, 4

**Receiving (SDSU):** Tolver 16-185-1, Osgood 8-94-1, Penman 2-15; **(Utah):** Parson 13-110-1, Moa 3-43, Jackson 3-34-1, Lyman 2-19, McNutt 2-18, Latendresse 2-16, Miles 2-15, Walterscheid 1-15, Benton 1-7, Austin 1(-1)

**San Diego State** 24  
**Wyoming** 20

**Oct. 19, 2002 • War Memorial Stadium • Laramie, Wyo.**  
**Attendance: 13,757**

**LARAMIE** - At an elevation of over 7,000 feet a lot of things can happen. And luckily for San Diego State, a lot of things did.

San Diego State got another 300-yard passing effort Adam Hall and another 100-yard receiving effort from J.R. Tolver and another long touch-down reception by Kassim Osgood. It took all of that and more to escape with a 24-20 win over Wyoming.

The victory improved San Diego State to 2-0 in Mountain West Conference play and 2-5 on the season heading into a Homecoming battle with UNLV.

The Aztecs trailed 7-3 at halftime after a rather indifferent first half with the only SDSU points coming on Tommy Kirovski's career-best 48-yard field goal. Things got more interesting after the break. San Diego State's Freddie Keiaho and Jacob Elimimian teamed up to block a punt on Wyoming first's possession with Shane Johnson recovering for a touchdown.

The Cowboys, however, would dominate the time of possession battle in the second half. Wyoming marched down the field to take a 13-10 lead on an 11-play drive. San Diego State's Anthony Foli blocked the extra point and Aztec Jeff Shoate would block a field goal in the game to go with the blocked punt.

Trailing 13-10 after the Cowboys' 80-yard march, the Aztecs struck quickly with a four-play, 72-yard drive. The big strike came on a Hall-to-Osgood 61-yard touchdown play that began with a deflected pass.

After Wyoming regained the lead again, this time on a 20-play, 80-yard march march early in the fourth quarter the Aztecs looked to be on the ropes. But linebacker Heath Farwell nailed UW quarterback Casey Bramlet as attempted a pass and another Aztec linebacker, Kirk Morrison, intercepted the pass and returned it 34 yards for the game's final points.

Wyoming would have the ball just once more and be limited to three plays and out. San Diego State then took over with 11:22 remaining in the game and holding a 24-20 lead. The Aztecs then put together drive for the ages, using all 11:22 to cover 54 yards on 20 plays. SDSU faced eight third and fourth-down situations to keep the ball away from the dangerous Cowboys.

San Diego State improved to 2-0 in league play for the first time since 1998 in winning its fourth straight over the Cowboys.

**UNLV** 21  
**San Diego State** 31

**Oct. 26, 2002 • Qualcomm Stadium • San Diego**  
**Attendance: 21,541**

**SAN DIEGO** - A soggy morning turned into a happy ending for Aztec fans and alumni gathered for Homecoming.

San Diego State got a 106-yard rushing effort from true-freshman running back Frederick Collins, a 319-yard passing effort from Adam Hall and a 151-yard receiving effort from J.R. Tolver on its way to a 31-21 Mountain West win over UNLV.

The victory improved the Aztecs to 3-5 overall. SDSU improved to 3-0 in the Mountain West Conference for the first time ever and to 3-0 in conference play for the first time since the 1998 WAC campaign. The win also allowed the Aztecs to erase last season's miserable 31-3 loss at UNLV.

The UNLV contest may have been the most complete performance of the Aztec season. San Diego State held the ball for more than 38 minutes and ran 89 plays. The Aztecs set a season-high in rushing yards (156), time of possession, quarterback sacks, tackles for losses and deflected passes.

The Aztecs struck first on a 56-yard pass from Hall to Tolver that culminated a stunning 98-yard drive. But after UNLV returned a fumble 81 yards for a score, the Aztecs were down 14-10 and trailing at halftime for the second straight week. And for the second straight week, SDSU responded with a strong second half.

SDSU took the opening possession of the second half 85 yards in just seven plays, keyed by Tolver's 49-yard reception and capped by the first touchdown of Collins' career. After a quick three-and-out by the Rebels, Kyle Conerly became the first Aztec to return a punt for a touchdown since 1998 with his stop-and-start 87-yarder, the fifth longest in State history.

The Aztecs completed a 21-point run with another long-distance effort, an 88-yard drive in 18 plays, capped by a Hall-to-Tolver 1-yard toss. The Rebels were limited to just 16 yards of offense in the third quarter when SDSU moved from a 14-10 deficit to a 31-14 lead.

Tolver ended the game second all-time at SDSU with 3,003 career receiving yards. Hall went over the 300-yard passing mark for the fifth time this season and tossed at least one touchdown pass in his sixth straight game.

Joe Haro of UNLV ran for 110 yards, but the Rebel offense was limited to four plays or less on seven of its 14 possessions.

**GAME STATISTICS**

<b>SDSU</b>	<b>3</b>	<b>0</b>	<b>14</b>	<b>7</b>	<b>- 24</b>
<b>Wyoming</b>	<b>0</b>	<b>7</b>	<b>6</b>	<b>7</b>	<b>- 20</b>

- SDSU - Kirovski 48 FG 6:57-1st, 6 plays, 49 yards, 3:20
- WYO - Armah 25 pass from Bramlet (Parker) 5:24-2nd, 11 plays, 80 yards, 3:34
- SDSU - Johnson recovered blocked punt in end zone (Kirovski) 14:03-3rd
- WYO - Armah 16 pass from Bramlet (kick blocked) 10:34-3rd, 11 plays, 80 yards, 3:29
- SDSU - Osgood 61 pass from Hall (Kirovski) 7:59-3rd, 4 plays, 72 yards, 2:35
- WYO - Vines 9 pass from Bramlet (Parker) 14:42-4th, 20 plays, 80 yards, 8:17
- SDSU - Morrison 34 interception return (Kirovski)

	<b>SDSU</b>	<b>Wyo.</b>
First Downs	21	25
Rushes-Yards	28-84	36-131
Passing Yards	335	257
Passes (C-A-I)	22-33-1	33-51-1
Total Offense	61-419	87-388
Fumbles-Lost	1-1	0-0
Penalties-Yards	9-75	3-26
TOP	27:00	33:00

**Rushing (SDSU):** Truvillion 12-40, Hall 8-20, Franklin 5-14, Collins 3-10; **(Wyo):** Armah 12-59, Bramlet 10-47, Bradshaw 8-17, Jones 6-8

**Passing (SDSU):** Hall 22-33-1, 335 yards 1 TD; **(Wyo):** Bramlet 33-51-1, 257, 3 TD

**Receiving (SDSU):** Franklin 8-75, Tolver 7-133, Osgood 3-73-1, Gorman 1-23, Ortiz 1-15, Truvillion 1-10, Davenport 1-6; **(Wyo):** Bouknight 9-57, Vines 4-29-1, Sorensen 4-26, McGuffey 4-25, Ralph 4-22, Armah 2-41-2, Pleasant 2-23, Floyd 2-13, Jones 1-14, Bradshaw 1-7

**GAME STATISTICS**

<b>UNLV</b>	<b>7</b>	<b>7</b>	<b>0</b>	<b>7</b>	<b>- 21</b>
<b>SDSU</b>	<b>7</b>	<b>3</b>	<b>14</b>	<b>7</b>	<b>- 31</b>

- SDSU - Tolver 56 pass from Hall (Kirovski) 7:34-1st, 10 plays, 98 yards, 3:16
- UNLV - Dorsey 31 run (Pieffer) 6:03-1st, 6 plays, 63 yards, 1:31
- SDSU - Kirovski 30 FG 14:23-2nd, 15 plays, 69 yards, 6:40
- UNLV - Wynn 81 fumble return (Pieffer) 2:12-2nd
- SDSU - Collins 3 run (Kirovski) 12:05-3rd, 7 plays, 85 yards, 2:55
- SDSU - Conerly 87 punt return (Kirovski) 8:39-3rd
- SDSU - Tolver 1 pass from Hall (Kirovski) 14:17-4th, 18 plays, 88 yards, 6:42
- UNLV - Thomas 15 run (Pieffer) 3:42-4th, 9 plays, 52 yards, 2:29

	<b>SDSU</b>	<b>UNLV</b>
First Downs	27	20
Rushes-Yards	43-156	36-178
Passing Yards	319	196
Passes (C-A-I)	46-28-1	37-13-0
Total Offense	475	374
Fumbles-Lost	2-2	0-0
Penalties-Yards	8-65	6-54
TOP	38:44	21:16

**Rushing (SDSU):** Collins 31-106-1, Hall 9-34, Truvillion 2-15, Simmons 1-1; **(UNLV):** Haro 14-110, Dorsey 3-44, Thomas 11-27, Costa 2-6, Croom 4-4, Nantkes 2-(-13)

**Passing (SDSU):** Hall 28-45-1, 319, 2; **(UNLV):** Thomas 11-31-0, 180; Nantkes 2-6-0, 16

**Receiving (SDSU):** Tolver 9-151-2, Davenport 9-73, Osgood 5-40, Penman 2-29, Collins 2-13, Ortiz 1-13; **(UNLV):** Mandley 4-51, Johnson 3-58, Relf 2-23, Croom 2-20, Costa 1-28, Johnson -16

# San Diego State 10

## Brigham Young 34

Nov. 2, 2002 • LaVelle Edwards Stadium • Provo, Utah  
Attendance: 59,362 • ESPN+Plus

**PROVO** - A short-handed San Diego State team and a Brigham Young squad looking to make a point proved fatal for the Aztecs on Saturday.

The Aztecs suffered their first Mountain West loss of the season and the Cougars won their first by a 34-10 count on a cold day on the Wasatch range.

San Diego State struggled throughout against the Cougar defensive attack. BYU sacked Adam Hall five times and limited J.R. Tolver to just four catches for 30 yards. Tolver missed most of the first half after being blasted on his second reception of the game. He returned in the second half but was not a factor in the contest.

Kassim Osgood, however, kept SDSU's streak of 100-yard receiving games alive with his 12 catches for 138 yards. The Aztecs also got the first receptions of the season from Raleigh Fletcher and Adam Gray - Hayward in an effort to compensate for Tolver's injury.

The San Diego State defense picked off three passes and recovered a fumble and Freddie Keiaho blocked a punt for the second time in 2002, but for the first time this season the Aztec offense could not take advantage.

### GAME STATISTICS

<b>SDSU</b>	<b>0</b>	<b>0</b>	<b>3</b>	<b>7</b>	<b>- 10</b>
<b>BYU</b>	<b>10</b>	<b>10</b>	<b>6</b>	<b>8</b>	<b>- 34</b>

BYU - Payne 47 FG 9:09-1st, 7 plays, 37 yards, 2:06  
 BYU - Kukahiko 37 pass from Berry (Payne) 7:13-1st, 3 plays, 34 yards, 1:10  
 BYU - Whalen 4 run (Payne) 3:59-2nd, 7 plays, 66 yards, 2:45  
 BYU - Payne 47 FG 00:03-2nd, 4 plays, 49 yards, 1:01  
 BYU - Mahe 4 pass from Berry 6:51-3rd, 4 plays, 61 yards, 1:53  
 SDSU - Kirovski 40 FG 4:11-3rd, 8 plays, 38 yards, 2:40  
 SDSU - Tolver 8 pass from Hall (Kirovski) 14:55-4th, 9 plays, 44 yards, 2:45  
 BYU - Reid 27 pass from Berry (Berry rush) 10:52-4th, 9 plays, 80 yards, 4:03

	<b>SDSU</b>	<b>BYU</b>
First Downs	18	17
Rushes-Yards	28-18	36-114
Passing Yards	228	289
Passes (C-A-I)	26-46-1	20-33-3
Total Offense	246	403
Fumbles-Lost	2-1	3-1
Penalties-Yards	6-24	11-96
TOP	28:56	31:04

**Rushing (SDSU):** Collins 15-50, Simmson 2-(-1), Hall 11-(-30); **(BYU):** Whalen 13-75-1, Brown 8-24, Mahe 2-11, Deans 3-10, Harper 2-9, Mortensen 1-1, Berry 7-(-16)

**Passing (SDSU):** Hall 26-46-1, 228-1; **(BYU):** Berry 19-31-3, 280-3, Mortensen 1-2-0, 9

**Receiving (SDSU):** Osgood 12-138, Tolver 4-30-1, Davenport 4-22, Ortiz 3-19, Gray-Hayward 1-14, Fletcher 1-4, Collins 1-1; **(BYU):** Mahe 5-84-1, Christensen 5-49, Wilkerson 2-50, Whalen 2-17, Nead 2-10, Kukahiko 1-37, Reid 1-27, Aiono 1-9, Ord 1-6

The Aztecs ended the game with a season-low 246 yards of total offense and averaged just 3.3 yards per play.

Along with Tolver, SDSU also played in Provo without its top two rushers, James Truvillion and Michael Franklin. Frosh Fred Collins got his second straight start and ran for 50 yards and Garric Simmons made his first appearance in the backfield this season.

BYU got on the board early with a seven-play drive that resulted in a 37-yard field goal. After an Aztec fumble, the Cougars scored a touchdown on a third-down pass play that covered 37 yards.

The Cougars took full control of the game with 10 points in the last four minutes of the half. BYU would extend the lead to 26-0 before the Aztecs got on the board.

Adam Hall threw a touchdown pass for the seventh straight game when he hit Tolver on an 8-yard play with 14:55 left in the game.

# San Diego State 8

## New Mexico 15

Nov. 9, 2002 • University Stadium • Albuquerque, N.M.  
Attendance: 28,770 • SportsWest

**ALBUQUERQUE** - The combination of a blitz-happy New Mexico offense and a constant 40-miles-per-hour wind were enough to allow the Lobos to escape a late San Diego State rally with a 15-8 win.

The game ended San Diego State's bowl hopes, along with the Aztecs' eight-game winning streak in Albuquerque, and kept New Mexico alive in the conference title race.

San Diego State jumped to an early 5-0 lead when an errant snap on a punt resulted in an SDSU safety following the Lobos' first series (three and out). After Freddie Keiaho returned the free kick 34 yards to the Lobo 36, the Aztecs cashed in for a 46-yard Tommy Kirovski field goal.

However, San Diego State was on its way to its worst offensive performance under Tom Craft. The Aztecs managed just 183 yards of total offense and managed just six points off of four possessions that started inside New Mexico territory.

San Diego State's longest drive of the day was the final one, which covered 46 yards and ended at the New Mexico six with just seven seconds remaining in the game. The late bid for overtime was set up when Adam Hall found Kassim Osgood for a 39-yard gain in what was SDSU's longest play from scrimmage.

The Aztecs held a precarious 8-7 lead at halftime and after three quarters. However, the difference in the game were a pair of Lobo touchdown drives. The first, which put the Lobos on the board in the first quarter, was set up by a blocked punt and covered just 30 yards.

The Lobos' game-winning points came on a 64-yard march at the end of the third quarter.

New Mexico became the first team in 2002 to not allow an Aztec receiver to reach the 100-yard mark in receiving yards.

San Diego State's defense continued to show improvement. The

Aztecs recovered three fumbles and allowed just 237 yards of total offense and only 13 points. The Lobos did manage to convert on nine of their 18 third-down conversion attempts.

### GAME STATISTICS

<b>SDSU</b>	<b>5</b>	<b>3</b>	<b>0</b>	<b>0</b>	<b>- 8</b>
<b>UNM</b>	<b>7</b>	<b>0</b>	<b>0</b>	<b>8</b>	<b>- 15</b>

SDSU - Safety - New Mexico punt snap 13:32-1  
 SDSU - Kirovski 46 field goal 10:54-1st, 6 plays, 8 yards, 2:38  
 UNM - Kelly 13 run (Byrd) 2:58-1st, 5 plays, 30 yards, 1:58  
 SDSU - Kirovski 25 field goal 7:29-2nd, 9 plays, 34 yards, 3:50

	<b>SDSU</b>	<b>UNM</b>
First Downs	11	14
Rushes-Yards	29-30	59-167
Passing Yards	153	70
Passing (C-A-I)	18-35-1	9-15-0
Total Offense	183	237
Fumbles-Lost	3-1	5-3
Penalties-Yards	3-25	7-50
TOP	22:52	37:08

**Rushing (SDSU):** Collins 18-60, Truvillion 5-13, Hall 6-(-43); **(UNM):** Moore 22-71-1, Boyd 9-64, Kelly 16-28-1, Millea 6-16, Manning 2-7, Brody 1-3, Bruncker 1-2, Team 2-(-24)

**Passing (SDSU):** Hall 35-18-1, 153; **(UNM):** Kelly 15-9-0, 70

**Receiving (SDSU):** Davenport 4-14, Osgood 4-71, Tolver 4-34, Thompson 3-37, Truvillion 1-(-1), Collins 1-(-2); **(UNM):** Moore 3-24, Manning 3-20, Penley 2-22, Brody 1-4

No. 21/17 Colorado St. 49

San Diego State 21

Nov. 15, 2002 • Qualcomm Stadium • San Diego

Attendance: 21,714

**SAN DIEGO** - The 17th-ranked Colorado State Rams displayed top-25 style in disposing of San Diego State, 49-21, in front of 21,714 at Qualcomm Stadium Saturday night.

The Rams generated 533 yards of offense, including 277 on the ground and 256 in the air, and knocked Aztec starting quarterback Adam Hall out of the game in the second quarter in rolling to a 31-14 halftime lead. San Diego State never really threatened the conference leaders in the second half.

The loss dropped SDSU to 3-3 in league play while Colorado State remained unbeaten and inched closer to its third conference title in four years.

San Diego State senior J.R. Tolver broke two more records on Senior Night at Qualcomm. He is now the school record holder for receiving yards in a season and in a career. He entered the game already atop SDSU's single-season and career charts in catches.

After the Aztecs missed on a 45-yard field goal on their first possession, CSU's offense took over with four touchdowns on its first five possessions, broken up only by a fumble.

San Diego State managed 378 yards of offense on its own, behind Lon Sheriff and the receivers. Kassim Osgood was the star of the game with 10 catches for 170 yards, including a 34-yard TD catch. Tolver caught two touchdown passes and a two-point conversion to go with his 96 yards.

Lon Sheriff took over after Adam Hall suffered a concussion. He was efficient, going 17-of-32 for 228 yards and two touchdowns.

Colorado State quarterback Bradlee Van Pelt led all rushers with 93 yards and he passed for another 188 and three scores.

## GAME STATISTICS

Colorado State 14 21 7 7 - 49  
SDSU 0 14 0 7 - 21

CSU - Childs 11 pass from Van Pelt (Babcock) 8:08-1st, 11 plays, 73 yards, 4:07

CSU - Sapp 2 run (Babcock) 2:45-1st, 8 plays, 61 yards, 3:30

SDSU - Tolver 5 pass from Hall (kick blocked) 8 plays, 93 yards, 2:28

CSU - Cuppari 80 pass from Van Pelt (Babcock) 10:21-2nd, 1 play, 80 yards, :17

CSU - Cuppari 7 pass from Holland (Babcock) 4:48-2nd, 6 plays, 56 yards, 1:52

CSU - Van Pelt 31 run (Babcock) :57-end, 2 plays, 53 yards, :39

SDSU - Osgood 34 pass from Sheriff (Sheriff to Tolver) :12-2nd, 7 plays, 74 yards, :45

CSU - Bartz 17 pass from Van Pelt (Babcock) 10:32-3rd, 9 plays, 65 yards, 4:28

CSU - Van Pelt 5 run (Babcock) 14:49-4th, 10 plays, 55 yards, 4:17

SDSU - Tolver 1 pass from Sheriff (Kirovski) 3:32-4th, 7 plays, 90 yards, 1:18

	SDSU	CSU
First Downs	20	29
Rushes-Yards	19-30	60-277
Passing Yards	348	256
Passes (C-A-I)	28-48-0	12-19-1
Total Offense	378	533
Fumbles-Lost	0-0	1-1
Penalties-Yards	7-54	5-55
TOP	23:25	36:35

**Rushing (SDSU):** Truvillion 10-39, Collins 5-13, Hall 1-(-2), Sheriff 3-(-20); **(CSU)** Van Pelt 13-93-2, Sapp 20-80-1, Sanders 8-42, Holland 3-22, Jaunarajs 6-19, Lingham 5-10, Pittman 2-6, Garcia 2-4 Childs 1-1

**Passing (SDSU):** Sheriff 17-32-0, 228, 2; Hall 11-15-0, 120, 1; **(CSU):** Van Pelt 9-12-1, 188, 3; Holland 3-6-0, 68, 1; Childs 0-1

**Receiving (SDSU):** Osgood 10-170-1, Tolver 10-96-2, Davenport 4-30, Collins 3-19, Ortiz 1-33; **(CSU):** Cuppari 3-116-2, Dressen 3-55, Pittman 2-34, Childs 2-17-1, Anderson 1-17, Bartz 1-17

# San Diego State Depth Chart

As of November 17, 2002



## Pronunciation Guide

Amon Arnold	uh-MON
Hubert Caliste	kuh-LEEEST
Jason Dion	DEE-on
Jacob Elimimian	EL-luh-MIM-ee-un
Anthony Foli	FO-lee
Akbar Gbaja-Biamila	AHK-bar BAH-juh-BEE-uh-MILL-luh
Ryan Iata	eye-AH-ta
Freddie Keiaho	kee-AH-ho
Tommy Kirovski	keer-OV-skee
Mike Kracalik	CRACK-a-lik
Blake Lobel	LOO-bell
Steve Nevarez	nuh-VAR-ez
Adam Nyssen	NY-sun
Robert Ortiz	or-TEEZ
Kassim Osgood	kah-SIM
Nicholas Penalosa	pen-ah-LO-sah
Nephi Penerosa	NEE-fy pen-uh-RO-sah
Adrian Placinta	pla-CENT-uh
Seth Santoro	san-TOR-ow
Jeff Shoate	SHOAT
Brian Simnjanovski	sim-JAH-nov-SKEE
James Truvillion	truh-VIL-yon
Sikoti Uipi	suh-KO-tee you-WEEP-ee
Marviel Underwood	mar-VEE-el

## Offense

LT	79	Brendan Darby (6-7, 300, Jr.)
	74	Mike Kracalik (6-8, 330, So.)
LG	72	Jasper Harvey (6-3, 285, Fr.)
	77	Shawn Dickie (6-5, 300, Jr.)
C	60	Johnathan Ingram (6-2, 300, Sr.)
	72	Jasper Harvey (6-3, 285, Fr.)
RG	78	Gerald Sykes (6-3, 310, Jr.)
	68	Raul Gomez (6-3, 305, Sr.)
RT	73	Damien Holman (6-3, 310, Jr.)
	74	Mike Kracalik (6-8, 330, So.)
TE	81	Raleigh Fletcher (6-4, 280, Jr.)
	80	Tyson Thompson (6-2, 255, Sr.)
FL	16	J.R. Tolver (6-2, 205, Sr.)
	85	Robert Ortiz (6-0, 180, Fr.)
SLT	2	Ronnie Davenport (6-1, 195, Sr.)
	11	Jermaine Moore (5-11, 190, Jr.)
SE	1	Kassim Osgood (6-5, 210, Sr.)
	88	Lonnell Penman (6-2, 200, So.)
RB	4	Fred Collins (5-11, 190, Fr.)
	21	James Truvillion (5-10, 195, Sr.)
QB	14	Adam Hall (6-3, 215, Jr.) -or -
	13	Lon Sheriff (6-3, 215, Sr.)
	9	Kevin Pierce (6-2, 195, Fr.)

## Specialist

PK	17	Tommy Kirovski (5-11, 195, Sr.)
	27	Brian Simnjanovski (6-3, 220, Sr.)
H	27	Brian Simnjanovski (6-3, 220, Sr.)
	12	Adam Gray Hayward (6-2, 200, So.)
PR	6	Kyle Conerly (5-11, 190, So.)
	20	Michael Franklin (5-7, 170, Fr.)
KR	33	Freddie Keiaho (6-0, 210, Fr.)
	11	Jermaine Moore (5-11, 190, Jr.)
KO	27	Brian Simnjanovski (6-3, 220, Sr.)
	17	Tommy Kirovski (5-11, 195, Sr.)

## Defense

DE	50	Amon Arnold (6-4, 265, Sr.)
	98	Brandon Rager (6-3, 250, Jr.)
DT	96	Jared Ritter (6-3, 260, Sr.)
	49	Anthony Foli (6-4, 290, Jr.)
DT	99	Brook Miller (6-4, 280, Jr.)
	46	Blake Lobel (6-3, 255, So.)
DE	94	Akbar Gbaja-Biamila (6-5, 250, Sr.)
	37	Kurt Kahui (6-1, 225, Fr.)
SLB	45	Stephen Larsen (6-1, 230, So.)
	54	Heath Farwell (6-1, 220, So.)
MLB	34	Kirk Morrison (6-2, 235, So.)
	40	Rodney Allen (6-0, 220, Sr.)
WLB	48	Matt McCoy (6-0, 215, Fr.)
	35	Beau Trickey (6-1, 230, Jr.)
CB	26	Jeff Shoate (5-10, 180, Jr.)
	10	Hubert Caliste (6-2, 190, So.) - or -
	39	Jacob Elimimian (5-10, 170, Fr.)
SS	42	Josh Dean (6-0, 210, So.) - or -
	38	Keith Ellison (6-1, 195, Fr.)
FS	5	Marviel Underwood (5-10, 190, So.)
	30	Marcus Demps (6-0, 190, Fr.)
CB	3	Ricky Sharpe (6-1, 190, Sr.)
	15	LaVance Ray (6-0, 180, Jr.)

P	27	Brian Simnjanovski (6-3, 220, Sr.)
	17	Tommy Kirovski (5-11, 195, Sr.)

LS	53	Casey Naylor (6-2, 220, So.)
	59	Robbie Ryan (6-4, 220, So.)



## San Diego State Travel Roster

As of November 17, 2002

## Alphabetical

No.	Name	Pos.	Ht.	Wt.	Yr.-Exp.	Hometown (Last School)
40	Rodney Allen	LB	6-0	220	Sr-3V	San Leandro (San Leandro)
50	Amon Arnold	DE	6-4	250	Sr-3V	Los Angeles (Crenshaw)
10	Hubert Caliste	DB	6-2	190	So-1V	New Orleans, La. (Carver)
4	Frederick Collins	RB	5-11	190	Fr-HS	Indio (La Quinta)
6	Kyle Conerly	WR	5-11	190	So-1V	San Diego (West Hills)
79	Brendan Darby	OT	6-7	300	Jr-2V	Tiburon (Redwood)
2	Ronnie Davenport	WR	6-1	195	Sr-TR	Woodside (California)
42	Josh Dean	DB	6-0	210	So-1V	Oakland (Bishop O'Dowd)
30	Marcus Demps	DB	6-0	195	Fr-RS	Palmdale (Highland)
77	Shawn Dickie	OL	6-5	300	Jr-1V	Irvine (Irvine)
83	Jason Dion	TE	6-3	265	Sr-JC	Bakersfield (Bakersfield)
39	Jacob Elimimian	DB	5-10	170	Fr-RS	Los Angeles (Crenshaw)
38	Keith Ellison	DB	6-1	195	Fr-HS	Redondo Beach (Union)
54	Heath Farwell	LB	6-1	220	So-TR	Corona (San Jose State)
81	Raleigh Fletcher	DT/TE	6-4	280	Jr-2V	Renton, Wash. (Renton)
49	Anthony Foli	DL	6-4	290	Jr-2V	Newbury Park (Newbury Park)
20	Michael Franklin	RB	5-7	170	Fr-RS	New Orleans, La. (St. Augustine)
94	Akbar Gbaja-Biamila	DL	6-5	250	Sr-2V	Los Angeles (Crenshaw)
68	Raul Gomez	OL	6-3	305	Sr-2V	Oceanside (Oceanside)
87	David Gorman	TE	6-5	250	Jr-SQ	San Diego (Humboldt St.)
12	Adam Gray-Hayward	WR	6-2	200	So-SQ	Ventura (St. Bonaventure HS)
14	Adam Hall	QB	6-3	215	Jr-1V	Austin, Texas (Texas)
72	Jasper Harvey	OL	6-3	285	Fr-RS	Marrero, La. (Archbishop Shaw)
73	Damien Holman	OL	6-3	310	Jr-TR	Stockton (Palomar)
60	Johnathan Ingram	OL	6-2	300	Sr-2V	Indio (La Quinta)
41	Shane Johnson	DB	6-0	190	Jr.-1L	Palmdale (Palmdale)
37	Kurt Kahui	DE	6-1	225	Fr-HS	Wailuku, HI (Baldwin)
33	Freddie Keiaho	LB	6-0	210	Fr-RS	Ventura (Buena)
17	Tommy Kirovski	PK	5-11	195	Sr-1V	Escondido (Palomar JC)
74	Mike Kracalik	OT	6-8	330	So-RS	Oceanside (El Camino)
45	Stephen Larsen	LB	6-1	230	So-1V	Chandler, Ariz. (Desert Vista)
46	Blake Lobel	DE	6-3	255	So-1V	Chino Hills (Diamond Bar)
48	Matthew McCoy	LB	6-0	215	Fr-RS	Tustin (Tustin)
93	Freddie McCutcheon	DL	6-0	290	Fr-HS	Long Beach (Cabrillo)
99	Brook Miller	DL	6-4	280	Jr-RS	Bakersfield (Bakersfield JC)
11	Jermaine Moore	WR	5-11	190	Jr-TR	Easton, Penn (Hancock JC)
34	Kirk Morrison	LB	6-2	235	So-1V	Oakland (Bishop O'Dowd)
53	Casey Naylor	LS	6-2	220	So-1V	Phoenix, Ariz. (Sunnyslope)
65	Steve Nevarez	OL	6-3	280	So-SQ	San Fernando (San Fernando)
52	Adam Nyssen	LB	6-0	220	So-TR	Huntington Beach (Long Beach CC)
85	Robert Ortiz	WR	6-0	180	Fr-RS	San Diego (Horizon)
43	Dennis Ordiorne	RB	5-11	220	Sr-SQ	Tewksbury, Mass. (Tewksbury)
1	Kassim Osgood	WR	6-5	210	Sr-TR	Salinas (North Salinas/Cal Poly)
31	Phouthai Keoreopesangsavanhkeovunxay	DB	6-0	190	Jr-TR	Stockton, Calif. (Delta CC)
88	Lonnell Penman	WR	6-2	200	So-SQ	Long Beach (Long Beach Poly)
9	Kevin Pierce	QB	6-2	195	Fr-RS	Hemet (West Valley)
98	Brandon Rager	DL	6-3	250	Jr-TR	Roswell, N.M. (Sacramento CC)
15	LaVance Ray	DB	6-0	180	Jr-TR	Clovis (Fresno CC)
96	Jared Ritter	DT	6-3	260	Sr-2V	Mission Viejo (Mission Viejo)
59	Robbie Ryan	LS	6-4	220	So-1V	Coronado (Coronado)
3	Ricky Sharpe	DB	6-1	190	Sr-3V	San Diego (Mt. Carmel)
13	Lon Sheriff	QB	6-3	210	Sr-3V	Santee (West Hills)
26	Jeff Shoate	DB	5-10	180	Jr-1V	San Diego (Serra/Montana)
44	Garric Simmons	RB	6-0	210	Sr-1V	Glendale, Ariz. (Washington)
27	Brian Simnjanovski	P/PK	6-3	220	Sr-3V	Escondido (Escondido)
78	Gerald Sykes	OL	6-1	310	Jr-TR	San Diego (Kearny/Palomar)
80	Tyson Thompson	TE	6-2	255	Sr-JC	Oceanside (Palomar JC)
16	J.R. Tolver	WR	6-2	205	Sr-3V	San Diego (Mira Mesa)
35	Beau Trickey	LB	6-1	230	Jr-1V	Houston, Texas (Kingwood)
21	James Truvillion	RB	5-10	195	Sr-3V	San Marcos (San Marcos)
5	Marviel Underwood	DB	5-10	190	So-1V	San Leandro (San Leandro)
55b	Jerald Watkins	LB	6-2	215	Sr-Sq	Upland (Upland)





# San Diego State 2002 Statistics

Through 11 Games

Overall: 3-8 (Home: 2-3, Away 1-5); Mountain West Conference 3-3 (Home: 2-1, Away 1-2)

## ► Scoring Drives

Opponent	Plays	Yards	Drive Time	Time of Score	Score Qtr/Time	Drive Start	Scoring Play	QB
at Fresno State	8	96	2:18	TD	0:11/3rd	SD 4	Truvillion 1-yd run	Hall
at Fresno State	7	81	1:56	TD	6:30/4th	SD 19	Tolver 31-yd pass from Hall	Hall
at Colorado	15	80	7:08	TD	3:34/1st	SD 20	Simmons 4-yd run	Hall
at Colorado	2	45	0:20	TD	12:47/2nd	CU 45	Franklin 31-yd run	Hall
Arizona State	10	91	3:27	TD	6:07/1st	SD 9	Davenport 5-yd pass from Hall	Hall
Arizona State	6	76	1:05	TD	10:01/2nd	SD 24	Osgood 6-yd pass from Hall	Hall
Arizona State	4	56	1:52	TD	6:28/2nd	SD 44	Tolver 17-yd pass from Hall	Hall
Arizona State	4	2	0:43	FG	5:25/2nd	AS 12	Kirovski 27-yd field goal	Hall
Arizona State	9	68	1:54	FG	1:55/3rd	SD 20	Kirovski 29-yd field goal	Hall
Arizona State	9	60	3:28	FG	12:04/4th	SD 16	Kirovski 41-yd field goal	Hall
at Idaho	9	60	3:07	FG	6:26/1st	SD 34	Kirovski 34-yd field goal	Hall
at Idaho	6	75	1:47	TD	3:36/1st	SD 25	Tolver 12-yd pass from Hall	Hall
at Idaho	11	80	5:21	TD	10:34/2nd	SD 20	Tolver 1-yd pass from Hall	Hall
at Idaho	1	49	0:09	TD	4:47/2nd	UI 49	Tolver 49-yd pass from Hall	Hall
at Idaho	4	83	1:51	TD	3:07/3rd	SD 17	Osgood 70-yd pass from Hall	Hall
at Idaho	6	80	1:59	TD	12:48/4th	SD 20	Ortiz 25-yd pass from Hall	Hall
UCLA	7	80	2:26	TD	5:31/2nd	SD 20	Osgood 10-yd pass from Hall	Hall
Utah	15	66	5:39	FG	2:06/1st	SD 14	Kirovski 37-yd field goal	Hall
Utah	9	67	2:18	TD	5:11/2nd	SD 33	Osgood 36-yd pass from Hall	Hall
Utah	6	56	0:35	FG	0:00/2nd	SD 31	Kirovski 30-yd field goal	Hall
Utah	10	80	4:43	TD	5:35/3rd	SD 20	Tolver 16-yd pass from Hall	Hall
Utah	8	69	3:41	TD	13:15/4th	SD 31	Ordione 1-yd run	Hall
Utah	4	-3	1:38	FG	11:19/4th	UT 12	Kirovski 32-yd field goal	Hall
Wyoming	6	49	3:20	FG	6:57/1st	SD 20	Kirovski 48-yd FG	Hall
Wyoming	4	72	2:35	TD	7:59/3rd	SD 28	Osgood 61-yd pass from Hall	Hall
UNLV	10	98	3:16	TD	7:34/1st	SD 2	Tolver 56-yd pass from Hall	Hall
UNLV	15	69	6:40	FG	14:23/2nd	SD 18	Kirovski 30-yd field goal	Hall
UNLV	7	85	2:55	TD	12:05/3rd	SD 15	Collins 3-yd run	Hall
UNLV	18	88	6:42	TD	14:17/4th	SD 12	Tolver 1-yd pass from Hall	Hall
BYU	8	38	2:40	FG	4:11/3rd	SD 41	Kirovski 40-yd field goal	Hall
BYU	9	44	2:45	TD	14:55/4th	BY 44	Tolver 8-yd pass from Hall	Hall
New Mexico	6	8	2:38	FG	10:54/1st	NM 36	Kirovski 46-yd field goal	Hall
New Mexico	9	34	3:50	FG	7:29/2nd	NM 42	Kirovski 25-yd field goal	Hall
Colorado State	8	93	2:28	TD	10:38/2nd	CS 7	Tolver 5-yd pass from Hall	Hall
Colorado State	7	74	0:45	TD	0:12/2nd	CS 26	Osgood 34-yd pass from Sheriff	Sheriff
Colorado State	7	90	1:18	TD	3:32/2nd	CS 10	Tolver 1-yd pass from Sheriff	Sheriff

## ► Drive Superlatives

	SAN DIEGO STATE	OPPONENT
Longest Number of Plays/Result	20/End of game vs. Wyoming	20/TD by Wyoming
Most Yards Consumed/Result	98/TD vs. UNLV	87/TD by Idaho
Most Possession Time/Result	11:22/End of game at Wyoming	8:17/TD by Wyoming

## ► Longest Plays

SAN DIEGO STATE		
Yards	Opponent	Play (Situation)
70	Idaho	Kassim Osgood pass from Adam Hall (2nd and 13 at the SDSU 30 - Touchdown)
61	Wyoming	Kassim Osgood pass from Adam Hall (1st and 10 at SDSU 39 - Touchdown)
56	UNLV	J.R. Tolver pass from Adam Hall (2nd and 10 at SDSU 44 - Touchdown)
50	Idaho	Tyson Thompson pass from Adam Hall (3rd and 10 at the SDSU 38)
49	UNLV	J.R. Tolver pass from Adam Hall (2nd and 9 at SDSU 32)
49	Idaho	J.R. Tolver pass from Adam Hall (1st and 10 at the UI 49 - Touchdown)
48	Wyoming	J.R. Tolver pass from Adam Hall (2nd and 10 at the SDSU 20)
45	Fresno State	J.R. Tolver pass from Adam Hall (1st and 10 at the FSU 49)
44	Arizona State	Kassim Osgood pass from Adam Hall (2nd and 15 at the SDSU 39)

Number of plays, from scrimmage, 20-plus yards: 45 (40 pass, 5 rush)

Number of plays, from scrimmage, 40-plus yards: 12 (12 pass)

Returns	Opponent	Play
Kickoff	New Mexico	Freddie Keiaho 34-yard return
Punt	UNLV	Kyle Conerly 87-yard return (touchdown)
Interception	BYU	Kirk Morrison 35-yard return
Fumble	Arizona State	Heath Farwell 8-yard return

Number of returns 20+ yards: 19 (14 kickoff, 2 punt, 3 interception)

Number of returns 30+ yards: 5 (2 kickoff, 1 punt, 2 interception)

OPPONENTS		
Yards	Team	Play (Situation)
80	Colorado State	Joey Cuppari pass from Brad Van Pelt (1st and 10 at the CSU 20 - Touchdown)
75	Colorado	Derek McCoy pass from Craig Ochs (3rd and 5 at the CU 25 - Touchdown)
72	Arizona State	Shaun McDonald pass from Andrew Walter (1st and 10 at the ASU 28 - Touchdown)
64	UCLA	Mike Seidmann pass from Cory Paus (1st and 10 at the UCLA 36 - Touchdown)

Number of plays, from scrimmage, 20-plus yards: 38 (28 pass, 10 rush)

Number of plays, from scrimmage, 40-plus yards: 8 (7 pass, 1 rush)

Returns	Team	Player
Kickoff	Idaho	C. Thompson 63-yard return
Punt	Colorado	Tyler Ebell 53-yard return
Interception	Fresno State	Cameron Worrell 12-yard return
Fumble	Colorado	Akarika Dawn 8-yard return - Touchdown

Number of returns 20+ yards: 11 (7 kickoff, 4 punt)

Number of returns 30+ yards: 5 (1 kickoff, 4 punt)

## ► Scoring Drive Analysis

Distance	SDSU		Opponent	
	TD	FG	TD	FG
No Drive	4		4	
Minus	0	1	0	0
0-9	0	2	1	1
10-19	0	0	1	1
20-29	0	0	0	0
30-39	0	2	4	2
40-49	3	1	1	2
50-59	1	1	5	1
60-69	2	5	11	1
70-79	4	0	7	1
80-89	9	0	9	0
90-99	5	0	0	0

## ► Game Opening Drives

Game	SDSU		Opponent			
	Pts.	FD Yds.	Pts.	FD Yds.		
Fresno State	0	2	34	0	1	13
Colorado	0	0	9	7	5	77
Arizona State	0	0	3	0	0	-2
Idaho	0	0	8	0	1	19
UCLA	0	1	31	0	1	22
Utah	3	3	64	0	2	61
Wyoming	0	1	18	0	1	11
UNLV	0	1	17	0	0	6
Brigham Young	0	1	11	3	2	37
New Mexico	3	0	8	-2	0	-20
Colorado State	0	2	60	7	4	73

Air Force

Hawai'i

## ► 2nd Half Opening Drives

Game	SDSU		Opponent			
	Pts.	FD Yds.	Pts.	FD Yds.		
Fresno State	0	3	54	0	1	16
Colorado	0	2	39	0	3	46
Arizona State	0	2	32	3	2	71
Idaho	0	2	41	7	4	80
UCLA	0	1	28	0	1	16
Utah	0	0	0	0	2	42
Wyoming	7	2	72	0	0	2
UNLV	7	3	85	0	1	20
Brigham Young	0	2	41	0	0	4
New Mexico	0	0	-2	0	0	-1
Colorado State	0	2	53	7	4	65

Air Force

Hawai'i

## ► Total Possessions

	No.	Avg. 3-Plays Snaps/	
		Snaps	& Out* TD
San Diego State	150	5.41	48 33.8
Opponents	151	5.50	48 21.3

\* - Less if there is a turnover or clock expired, assuming no first downs or touchdown.

## ► First Down Rushing

Player	Att.	Yards	Avg.	TD	FD	Long
COLLINS, Fredrick	50	198	4.0	1	8	17
TRUVILLION, Jam	56	164	2.9	0	6	22
FRANKLIN, Michael	32	142	4.4	1	4	37
HALL, Adam	6	14	2.3	0	0	9
SIMMONS, Garric	3	8	2.7	1	0	8
TOLVER, J.R.	1	3	3.0	0	0	3
<b>TOTAL</b>	<b>148</b>	<b>529</b>	<b>3.6</b>	<b>3</b>	<b>18</b>	<b>37</b>

Does not include sacks or team rushes.

## ► First Down Passing

Player	G	A-C-I	Pct	Yds	FD	TD	Long	Sacks
HALL, Adam	11	184-110-4	59.8	1270	55	4	61	10/66
SHERIFF, Lon	3	12-4-0	33.3	99	4	0	0	0/0
<b>TOTAL</b>	<b>11</b>	<b>196-114-4</b>	<b>58.2</b>	<b>1369</b>	<b>59</b>	<b>4</b>	<b>61</b>	<b>10/66</b>

## ► First Down Receiving

Player	No.	Yards	Avg.	FD	TD	Long
TOLVER, J.R.	47	642	13.7	27	3	49
OSGOOD, Kassim	27	409	15.1	18	1	61
DAVENPORT, Ronnie	17	92	5.4	4	0	20
ORTIZ, Robert	6	78	13.0	3	0	33
FRANKLIN, Mike	5	41	8.4	2	0	15
TRUVILLION, Jam	5	27	5.4	1	0	18
COLLINS, Fredrick	3	20	6.7	0	0	9
THOMPSON, Tyson	2	21	10.5	2	0	11
GORMAN, David	1	23	23.0	1	0	23
PENMAN, Lonnel	1	16	16.0	1	0	16
<b>TOTAL</b>	<b>114</b>	<b>1369</b>	<b>12.0</b>	<b>59</b>	<b>4</b>	<b>61</b>

## ► Third-Fourth Down Rushing

Player	Att.	FD	Pct.	Yards	Avg.	TD	3rd/4th & 1	
							Att.	FD
TRUVILLION, James	18	7	38.9	65	3.6	1	3	3
FRANKLIN, Michael	2	2	100.0	40	20.0	0	1	1
HALL, Adam	9	2	22.2	33	3.7	0	1	1
COLLINS, Fred	6	2	33.3	10	1.7	0	0	0
ORDIONE, Dennis	2	1	50.0	1	0.5	1	1	1
SIMMONS, Garrick	1	0	0.0	1	1.0	0	0	0
SHERIFF, Lon	1	0	0.0	-6	-6.0	0	1	0
<b>TOTAL</b>	<b>39</b>	<b>14</b>	<b>35.9</b>	<b>144</b>	<b>3.7</b>	<b>2</b>	<b>7</b>	<b>6</b>

Does not include sacks.

## ► Third-Fourth Down Passing

Player	G	A-C-I	Pct	Yds	FD	TD	Long	Sacks
HALL, Adam	11	115-59-5	51.3	591	35	4	50	12/89
SHERIFF, Lon	3	10-6-0	60.0	52	2	2	34	1/7
<b>TOTAL</b>	<b>11</b>	<b>125-65-5</b>	<b>52.0</b>	<b>643</b>	<b>37</b>	<b>6</b>	<b>50</b>	<b>13/96</b>

## ► Third-Fourth Down Receiving

Player	No.	Yards	Avg.	FD	TD	Long
OSGOOD, Kassim	21	215	10.2	12	2	34
TOLVER, J.R.	18	179	9.9	12	2	19
DAVENPORT, Ronnie	14	93	6.6	6	1	17
ORTIZ, Robert	4	50	12.5	2	1	25
THOMPSON, Tyson	2	61	30.5	1	0	50
PENMAN, Lonnel	2	22	11.0	2	0	13
TRUVILLION, James	2	10	5.0	1	0	10
FRANKLIN, Michael	1	15	15.0	1	0	15
COLLINS, Fredrick	1	-2	-2.0	0	0	-2
<b>TOTAL</b>	<b>65</b>	<b>643</b>	<b>9.9</b>	<b>37</b>	<b>6</b>	<b>50</b>

## ► Single-Game Superlatives

### Individual

**Longest Scoring Run:** 31, Michael Franklin at Colorado (9-7-02)  
**Longest Non-Scoring Run:** 38, Michael Franklin vs. Utah (10-12-02)  
**Longest Scoring Pass:** 70, Kassim Osgood from Adam Hall at Idaho (9-21-02)  
**Longest Non-Scoring Pass:** 50, Tyson Thompson from Adam Hall at Idaho (9-21-02)  
**Longest Kickoff Return:** 34, Freddie Keiaho vs. Colorado State (11-16-02)  
**Longest Punt Return:** 87, Kyle Conerly vs. UNLV (10-26-02)  
**Longest Interception Return:** 35, Kirk Morrison at Brigham Young (11-2-02)  
**Longest Punt:** 61, Brian Simjanovski at Idaho (9-21-02)  
**Longest Field Goal:** 48, Tommy Kirovski vs. Wyoming (10-19-02)  
**Most Touchdowns:** 3, J.R. Tolver at Idaho (9-21-02)  
**Most Rushing Attempts:** 31, Fred Collins vs. UNLV (10-26-02)  
**Most Rushing Yards:** 106, Fred Collins vs. UNLV (10-26-02)  
**Most Pass Attempts:** 60, Adam Hall vs. Arizona State (9-14-02)  
**Most Pass Completions:** 39, Adam Hall at Colorado (9-7-02)  
**Most Passing Yards:** 516, Adam Hall vs. Arizona State (9-14-02)  
**Most Touchdown Passes:** 5, Adam Hall at Idaho (9-21-02)  
**Most Receptions:** 16, J.R. Tolver vs. Utah (10-12-02)  
**Most Receiving Yards:** 296, J.R. Tolver vs. Arizona State (9-14-02)  
**Most Total Offensive Plays:** 67, Adam Hall vs. Arizona State (9-14-02)  
**Most Total Offense:** 497, Adam Hall vs. Arizona State (9-14-02)  
**Most All-Purpose Yardage:** 301, J.R. Tolver vs. Arizona State (9-14-02)  
**Most Field Goals Attempted:** 4, Tommy Kirovski vs. Arizona State (9-14-02)  
**Most Field Goals Made:** 3, Tommy Kirovski vs. Arizona State (9-14-02) and Utah (10-12-02)  
**Most Pass Interceptions:** 2, Ricky Sharpe vs. Utah (10-12-02)  
**Most Tackles:** 13, Kirk Morrison at Brigham Young (11-2-02)  
**Most Solo Tackles:** 9, Ricky Sharpe vs. Utah (10-12-02)  
**Most Quarterback Sacks:** 1 - many times  
**Most Tackles for Loss:** 2, Underwood, Arnold (four times), Morrison, Farwell, McCoy, Gbaja-Biamila  
**Most Passes Broken Up:** 3, Ricky Sharpe and Jeff Shoate vs. Utah (10-12-02)

### Offensive Bests

**Most First Downs:** 27 vs. UNLV (10-26-02)  
**Most Rushing Attempts:** 43 vs. UNLV (10-26-02)  
**Most Rushing Yards:** 156 vs. UNLV (10-26-02)  
**Most Pass Attempts:** 61 vs. Arizona State (9-14-02)  
**Most Completions:** 39 at Colorado (9-7-02)  
**Most Passing Yards:** 516 vs. Arizona State (9-14-02)  
**Most Offensive Plays:** 95 vs. Arizona State (9-14-02)  
**Most Total Offense:** 585 at Idaho (9-21-02)  
**Fewest Fumbles:** 0 vs. Colorado State (11-16-02)  
**Fewest Turnovers:** 0 vs. Colorado State (11-16-02)  
**Most Time of Possession:** 38:44 vs. UNLV (10-26-02)  
**Longest Touchdown Drive:** 98 vs. UNLV (10-26-02)

### Defensive Bests

**Fewest First Downs:** 13 vs. Arizona State (9-14-02)  
**Fewest Rushing Attempts, Allowed:** 28 vs. Utah (10-12-02)  
**Fewest Rushing Yards, Allowed:** 66 vs. Fresno State (8-29-02)  
**Fewest Pass Completions, Allowed:** 9 vs. CU/at UNM  
**Fewest Passing Yards, Allowed:** 70 at New Mexico (11-9-02)  
**Most Interceptions:** 4 vs. Utah (10-12-02)  
**Fewest Total Plays, Allowed:** 62 vs. Arizona State (9-14-02)  
**Fewest Total Yards, Allowed:** 237 at New Mexico (11-9-02)  
**Most Fumbles Forced:** 2 at Brigham Young (11-2-02)  
**Most Fumbles Recovered:** 2 vs. Arizona State (9-14-02)  
**Most Passes Broken Up:** 10 vs. Utah (10-12-02)  
**Most Quarterback Sacks:** 5 vs. UCLA (9-28-02), vs. UNLV (10-26-02)  
**Most Tackles for Loss:** 11 vs. Utah (10-12-02)

## ► Rushing, Individual Game-By-Game

Opponent	COLLINS			FRANKLIN			HALL			ORDIONE			SIMMONS			TRUVILLION		
	Att	Yds	TD	Att	Yds	TD	Att	Yds	TD	Att	Yds	TD	Att	Yds	TD	Att	Yds	TD
Fresno State	0	0	0	0	0	0	5	-14	0	0	0	0	2	1	0	15	68	1
Colorado	0	0	0	10	41	1	4	-24	0	0	0	0	4	15	1	5	10	0
Arizona State	0	0	0	2	9	0	7	-19	0	0	0	0	0	0	0	24	73	0
Idaho	0	0	0	9	57	0	3	-10	0	0	0	0	0	0	0	10	32	0
UCLA	11	47	0	12	69	0	4	-29	0	0	0	0	1	8	0	0	0	0
Utah	0	0	0	12	67	0	6	7	0	2	1	1	0	0	0	19	41	0
Wyoming	3	10	0	5	14	0	8	20	0	0	0	0	0	0	0	12	40	0
UNLV	31	106	1	0	0	0	9	34	0	0	0	0	1	1	0	2	15	0
Brigham Young	15	49	0	0	0	0	11	-30	0	0	0	0	2	-1	0	0	0	0
New Mexico	18	60	0	0	0	0	6	-43	0	0	0	0	0	0	0	5	13	0
Colorado State	5	13	0	0	0	0	1	-2	0	0	0	0	0	0	0	10	39	0
Air Force																		
Hawai'i																		
<b>TOTALS</b>	<b>83</b>	<b>285</b>	<b>1</b>	<b>50</b>	<b>275</b>	<b>1</b>	<b>64</b>	<b>-110</b>	<b>0</b>	<b>2</b>	<b>1</b>	<b>1</b>	<b>10</b>	<b>24</b>	<b>1</b>	<b>102</b>	<b>331</b>	<b>1</b>

## ► Passing, Individual Game-By-Game

Opponent	HALL			SHERIFF			TOLVER			CALISTE		
	A-C-I	Yds	TD	A-C-I	Yds	TD	A-C-I	Yds	TD	A-C-I	Yds	TD
Fresno State	37-25-1	240	1									
Colorado	59-39-0	359	0									
Arizona State	60-32-1	516	3				1-0-0	0	0			
Idaho	49-29-0	506	5									
UCLA	34-16-2	183	1	6-2-0	25	0						
Utah	39-26-1	294	2	0-0-0	0	0						
Wyoming	33-22-1	335	1									
UNLV	45-28-1	319	2							1-0-0	0	0
Brigham Young	46-26-1	228	1									
New Mexico	35-18-1	153	0									
Colorado State	15-11-0	120	1	32-17-0	228	2	1-0-0	0	0			
Air Force												
Hawai'i												
<b>TOTALS</b>	<b>452-272-9</b>	<b>3253</b>	<b>17</b>	<b>38-19-0</b>	<b>253</b>	<b>2</b>	<b>2-0-0</b>	<b>0</b>	<b>0</b>	<b>1-0-0</b>	<b>0</b>	<b>0</b>

## ► Receiving, Individual Game-By-Game

Opponent	DAVENPORT			FRANKLIN			ORTIZ			PENMAN			OSGOOD		
	No	Yds	TD	No	Yds	TD	No	Yds	TD	No	Yds	TD	No	Yds	TD
Fresno State	3	12	0	0	0	0		DNP		1	1	0	9	58	0
Colorado	9	60	0	2	-2	0	3	19	0		DNP		14	178	0
Arizona State	5	40	1	0	0	0	0	0	0	0	0	0	10	158	1
Idaho	3	19	0	1	11	0	2	36	1	0	0	0	6	178	1
UCLA	3	30	0	1	-1	0	1	4	0	0	0	0	10	145	1
Utah	0	0	0	0	0	0	0	0	0	2	15	0	8	94	1
Wyoming	1	6	0	8	75	0	1	15	0	0	0	0	3	73	1
UNLV	9	73	0	0	0	0	1	13	0	2	29	0	5	40	0
Brigham Young	4	22	0	0	0	0	3	19	0	0	0	0	12	138	0
New Mexico	5	14	0	0	0	0	0	0	0	0	0	0	4	71	0
Colorado State	4	30	0	0	0	0	1	33	0	0	0	0	10	170	1
Air Force															
Hawai'i															
<b>TOTALS</b>	<b>46</b>	<b>306</b>	<b>1</b>	<b>12</b>	<b>83</b>	<b>0</b>	<b>12</b>	<b>139</b>	<b>1</b>	<b>5</b>	<b>45</b>	<b>0</b>	<b>91</b>	<b>1303</b>	<b>6</b>

## ► Receiving, Individual Game-By-Game

Opponent	THOMPSON			TOLVER			TRUVILLION		
	No	Yds	TD	No	Yds	TD	No	Yds	TD
Fresno State	1	11	0	10	158	1	1	0	0
Colorado	2	22	0	8	79	0	1	3	0
Arizona State	0	0	0	12	296	1	5	22	0
Idaho	1	50	0	14	184	3	2	28	0
UCLA	0	0	0	3	30	0	0	0	0
Utah	0	0	0	16	185	1	0	0	0
Wyoming	0	0	0	7	133	0	1	10	0
UNLV	0	0	0	9	151	2	0	0	0
Brigham Young	0	0	0	4	30	1	0	0	0
New Mexico	3	37	0	4	34	0	1	-1	0
Colorado State	0	0	0	10	96	2	0	0	0
Air Force									
Hawai'i									
<b>TOTALS</b>	<b>7</b>	<b>120</b>	<b>0</b>	<b>97</b>	<b>1376</b>	<b>11</b>	<b>11</b>	<b>62</b>	<b>0</b>



