




TOURNAMENT
CHAMPIONS
2002

MEN'S
BASKETBALL



Michael Cage

History

- 116** Year-By-Year Results
- 127** Specialty Games
- 128** Year-By-Year Summary
- 130** Statistical History
- 132** vs. Opponents/Conferences
- 133** Home Record/Attendance
- 134** 1,000-Point Scorers
- 138** Annual Statistical Leaders
- 140** Letterwinners
- 142** All-Time Individual Stats
- 146** NCAA/NIT Postseason
- 149** Awards and Honors
- 150** Conference Tournaments
- 152** Miscellaneous Fisher Era

Year-By-Year Results

► 1921-22 • 14-8; 4-1 SCC

Home: 10-4, Away: 4-4

Head Coach: C.E. Peterson

D.20	San Diego County All Stars	W	30-13
D.23	at San Diego YMCA	L	27-32
D.26	Alumni at Stanford	L	3-24
D.30	Alumni at Stanford	L	19-23
	San Diego Rowing Club	W	23-21
J.12	First National Bank	W	24-20
J.13	*Santa Ana JC	W	27-16
	National City	W	62-22
J.17	San Diego High School	L	20-25
	San Diego State JV	W	64-10
J.24	at Coronado H.S.	W	43-16
J.27	San Diego H.S.	ot-L	21-22
J.30	Grossmont H.S.	W	70-15
F.3	*at Chaffey JC	L	15-20
F.7	Army-Navy Academy (JC)	W	29-9
F.10	*Pomona JC	W	37-5
F.17	Bank League All-Stars	W	24-22
	Total Points		538-315

1 win, 2 losses vs. unknown teams. Forfeit wins vs. Riverside & Fullerton JC. * - Southern California JC Conference (SCC) game.

► 1922-23 • 17-5; 6-0 SCC

Home: 14-3, Away: 3-2

Head Coach: C.E. Peterson

D.14	at Coronado High School	W	42-13
D.19	at Fleet Air	L	16-37
D.22	Hancock's All-Comets	W	36-16
D.29	Cal Tech	W	30-19
J.3	Grossmont H.S.	W	35-14
J.6	at UCLA	L	20-39
J.9	Grossmont H.S.	W	43-18
J.11	First National Bank	W	27-21
J.12	Sweetwater H.S.	W	27-23
J.16	University Christian Church	W	30-11
J.18	San Diego St. All-Stars	L	9-13
J.20	*at Pomona JC	W	45-12
J.24	*Fullerton JC	W	31-4
J.26	31st Division-Destroyers	L	30-54
J.29	First National Bank	W	22-21
J.31	San Diego H.S. (D)	W	25-17
F.2	*Chaffey JC	W	26-22
F.5	First National Bank	L	21-24
	San Diego St. All-Stars	W	33-28
F.9	*at Santa Ana JC	W	34-18
F.16	*Riverside JC	W	23-9
F.24	*Citrus JC (D)	W	36-20
	Total Points		641-453

* - Southern California JC Conference (SCC) game.

► 1923-24 • 7-6; 5-1 SCC

Home: 5-5, Away: 2-1

Head Coach: C.E. Peterson

D.19	35th Division (D)	L	25-37
D.21	Whittier	L	9-28
D.26	Alumni at Stanford	L	9-12
J.5	Eta Omega Delta (Hods)	L	13-15
J.7	First National Bank	L	6-26
J.12	*Citrus JC (D)	W	28-18
J.26	*Santa Ana JC	W	41-10
J.30	San Diego Marines	W	34-13
F.2	*at Fullerton JC	W	25-16
	S.D. YMCA All-Stars	W	38-24
F.9	*at El Centro JC	W	38-11
F.16	*Pomona JC	W	48-18
F.23	*at Riverside JC	L	11-26
	Total Points		325-254

* - Southern California JC Conference (SCC) game.

► 1924-25 • 18-6; 3-0 SCC

Home: 17-3, Away: 1-3

Head Coach: C.E. Peterson

D.15	Ramona High School (D)	W	51-15
D.18	USS Omaha (D)	W	43-24
D.20	at Central Christian Church	L	34-45
D.22	32nd Division-Destroyers (D)	ot-L	41-44
D.27	at UCLA	L	33-53
J.3	at Whittier	L	19-23
J.8	San Diego Navy	W	50-24
J.10	*Riverside JC	W	27-20
J.14	First National Bank (D)	L	17-25
J.17	*at Citrus JC	W	42-17

J.24	Pasadena JC	W	31-18
J.29	USS Melville (D)	W	27-13
J.30	North Island NAS	W	42-17
F.4	San Diego Marines (D)	W	52-32
F.7	*Fullerton JC	W	51-6
F.11	San Diego High School (D)	W	46-14
F.13	USS Omaha (D)	L	22-33
F.18	First National Bank	L	23-31

San Diego County AAU Tournament

F.24	Bostonians	W	50-20
F.25	San Diego Marines	W	48-35
F.26	USS Omaha (CH)	W	32-16
	Total Points		781-525

Forfeit Wins vs. Santa Ana JC, El Centro JC & Pomona JC. * - Southern California JC Conference (SCC) game.

► 1925-26 • 15-4 Independent

Home: 11-3, Away: 4-1

Head Coach: C.E. Peterson

D.19	UCLA	L	17-32
D.21	at Redlands	W	23-10
D.23	Fletcher Five	W	28-24
D.26	at National City Baptists	W	27-25
	Eta Omega Delta (Hods)	W	31-14
	San Diego YMCA	W	30-26
J.8	California 145's	W	28-24
J.13	Submarine Division	L	12-16
J.16	at Chapman College	W	44-5
J.20	Todd's All-Stars	W	29-11
J.23	at Loyola Marymount	L	14-20
J.27	at Grossmont H.S.	W	30-11
J.28	Todd's All-Stars	W	33-29
J.30	San Diego Marines	W	37-12
F.6	Loyola Marymount	W	24-17
F.9	San Diego Marines	W	34-22
F.13	Southwestern Law Univ. (Calif.)	W	31-14
F.20	USC Dentists	W	31-20

San Diego AAU Tournament

F.25	San Diego YMCA	L	14-33
	Total Points		517-365

► 1926-27 • 9-6; 5-6 SCIAC

Home: 9-0, Away: 0-6

Head Coach: Tom McMullen

D.22	*at Whittier	L	16-26
D.23	*at Whittier	L	20-32
D.27	DeMolay	W	26-19
J.8	*Pomona	W	26-14
J.14	*at UCLA	L	9-29
J.15	*at UCLA	L	19-28
J.21	*at Occidental	ot-L	22-24
J.22	*at Occidental	L	24-25
J.26	*La Verne	W	30-27
J.28	*La Verne	W	32-23
F.12	*Cal Tech	W	37-20
F.19	*Redlands	W	24-13

San Diego AAU Tournament

F.23	Grossmont HS Alumni	W	25-18
F.24	San Diego YMCA	W	31-13
F.26	San Diego Navy (CH)	W	42-25
	Total Points		383-336

* - Southern California Intercollegiate Athletic Conference (SCIAC) game.

► 1927-28 • 10-8; 2-6 SCIAC

Home: 7-4, Away: 3-4

Head Coach: Tom McMullen

D.30	U.S.S. Aroostock (D)	W	61-1
J.2	San Diego Navy	W	50-32
J.3	at Escondido Creamery	L	19-23
	San Diego Marines	W	22-20
J.7	*Occidental	L	22-29
J.14	at National City All-Stars	W	32-23
J.21	*at Redlands	W	25-21
J.28	*at Pomona	L	34-36
F.3	*Whittier	L	30-47
F.4	*Whittier	L	25-36
F.7	San Diego Naval Hospital	W	44-32
F.11	*at Cal Tech	L	28-42
F.24	*at La Verne	L	28-29
F.25	*at La Verne	W	40-32

San Diego YMCA Tournament

F.29	Sweetwater HS Alumni	W	46-28
M.1	DeMolay	W	28-19
M.2	SD Athletic Club	W	42-34

M.3	Submarines Pacific (CH)	L	23-28
	Total Points		599-512

* - Southern California Intercollegiate Athletic Conference (SCIAC) game.

► 1928-29 • 8-8; 3-4 SCIAC

Home: 7-3, Away: 1-5

Head Coach: Tom McMullen-Morris Gross

D.7	S.D. Naval Hospital (D)	W	33-30
D.13	S.D. Basketball Coaches (D)	W	45-32
D.15	DeMolay	L	26-36
D.22	at San Diego YMCA	L	42-47
D.28	Alumni (D)	W	43-36
J.5	Chapman College	L	25-37
J.12	*Pomona	W	32-18
J.18	*La Verne	W	31-28
J.19	*La Verne	L	27-37
J.29	San Diego Navy	W	38-27
J.30	at S.D. Athletic Club	W	29-28
F.1	*at Occidental	L	15-54
F.9	*Cal Tech	W	33-29
F.16	*at Whittier	L	25-34

San Diego YMCA Tournament

F.20	S.D. Athletic Club 'B'	L	24-28
M.2	*Redlands	L	13-20
	Total Points		481-521

McMullen coached the first seven games of the '28-'29 season. * - Southern California Intercollegiate Athletic Conference (SCIAC) game.

► 1929-30 • 6-6; 2-5 SCIAC

Home: 6-3, Away: 0-3

Head Coach: Morris Gross

D.16	U.S.S. Aroostock (D)	W	83-42
D.18	U.S.S. Melville (D)	W	
J.4	Alumni (D)	W	32-25
J.9	San Diego Marines	L	25-34
J.18	*Pomona	L	18-20
J.25	*Cal Tech	W	23-19
F.8	Chapman College	W	24-17
F.14	*at La Verne	L	20-27
F.15	*at La Verne	L	24-54
F.21	*Whittier	L	20-26
F.22	*Whittier	W	33-20
M.1	*at Redlands	L	10-30
	Total Points		312-314

* - Southern California Intercollegiate Athletic Conference (SCIAC) game.

► 1930-31 • 7-3; 4-3 SCIAC

Home: 6-1, Away: 1-2

Head Coach: Morris Gross

D.23	Alumni (D)	W	28-24
	San Diego YMCA	W	
	DeMolay	W	
J.10	*at Cal Tech	W	29-16
F.6	*Occidental	W	28-25
F.14	*Pomona	W	44-24
F.21	*La Verne	W	36-21
F.28	*Redlands	L	25-43
M.6	*at Whittier	L	23-25
M.7	*at Whittier	L	24-30
	Total Points		237-208

* - Southern California Intercollegiate Athletic Conference (SCIAC) game.

► 1931-32 • 13-2-1; 5-1 SCIAC

Home: 9-1-1, Away: 4-1

Head Coach: Morris Gross

D.22	Bank of Italy	W	
D.23	North Island NAS (D)	W	
D.24	Alumni (D)	W	41-23
D.28	Fletcher Five (D)	W	26-14
D.29	Mannen's All-Stars	W	29-28
D.31	North Island NAS (D)	W	63-21
J.2	San Diego Marines (D)	W	33-21
J.6	San Diego YMCA (D)	T	34-34
J.9	*Whittier	W	37-33
J.16	Chapman College	W	41-36
J.29	Olson's Swedes	L	25-42
F.6	*at Occidental	W	39-35
F.13	*at Pomona	W	35-26
F.19	*at La Verne	L	25-29
F.20	*at La Verne	ot-W	29-28
F.27	*at Redlands	W	30-23

Year-By-Year Results

SAN DIEGO STATE



BASKETBALL

Total Points 487-393
 * -Southern California Intercollegiate Athletic Conference (SCIAC) game.

► 1932-33 • 5-6; 4-3 SCIAC

Home: 5-4, Away: 0-2

Head Coach: Morris Gross

D.30	Alumni (D)W	28-26
J.21	Olson's SwedesL	23-36
J.24	House of DavidL	20-47
F.4	*RedlandsW	28-26
F.10	*at WhittierL	26-28
F.11	*at WhittierL	26-38
F.18	*PomonaW	29-27
M.4	*OccidentalL	20-33
M.14	MCRDL	27-44
M.17	*La VerneW	35-34
M.18	*La VerneW	43-33
Total Points		305-372

* -Southern California Intercollegiate Athletic Conference (SCIAC) game

► 1933-34 • 11-5; 10-2 SCIAC

Home: 6-3, Away: 5-2

Head Coach: Morris Gross

D.22	AlumniL	16-24
D.29	Alhambra ACW	43-26
J.6	FirestonesL	22-66
J.12	*at RedlandsL	18-23
J.13	*at RedlandsL	23-35
J.19	*at WhittierW	34-28
J.20	*at WhittierW	37-29
J.27	Olson's SwedesL	23-29
F.3	*Cal TechW	45-9
F.9	*Santa Barbara St.W	40-21
F.10	*Santa Barbara St.W	49-25
F.16	*OccidentalL	33-22
F.17	*OccidentalW	27-23
F.24	*at PomonaW	44-32
M.2	*at La Verneot-W	46-38
M.3	*at La VerneW	32-26
Total Points		532-456

* -Southern California Intercollegiate Athletic Conference (SCIAC) game.

► 1934-35 • 13-7; 5-5 SCIAC

Home: 9-5, Away: 4-2

Head Coach: Morris Gross

D.22	at Brawley JCW	41-18
D.23	at El Centro JCW	55-16
D.29	AlumniW	32-24
J.4	UCLAot-L	28-31
J.5	UCLAL	25-34
J.12	Alhambra ACW	39-32
J.18	*La VerneW	34-27
J.19	*La VerneW	28-20
J.31	Olson's Swedesot-W	51-47
F.1	Hanson's All-StarsW	51-50
F.8	*at WhittierL	33-42
F.9	*at WhittierL	29-31
F.13	San Diego Marines (D)W	42-37
F.16	Cal TechW	47-33
F.22	*at Santa Barbara StateW	37-23
F.23	*at Santa Barbara StateW	44-27
M.1	*OccidentalL	28-37
M.2	*OccidentalW	45-35
M.8	*RedlandsL	28-31
M.9	*RedlandsL	30-40
Total Points		747-635

* -Southern California Intercollegiate Athletic Conference (SCIAC) game

► 1935-36 • 11-5; 7-3 SCIAC

Home: 9-3, Away: 2-2

Head Coach: Morris Gross

J.4	AlumniW	34-33
J.11	Alhambra ACW	27-22
J.17	*Santa Barbara St.W	38-35
J.18	*Santa Barbara St.W	26-22
J.24	Broadway ClownsW	30-17
F.1	Olson's SwedesL	30-40
F.7	*at RedlandsL	37-43
F.8	*at RedlandsL	25-39
F.14	*WhittierW	32-30
F.15	*WhittierL	34-42
F.21	*at La VerneW	38-18

F.22	*at La VerneW	40-36
F.28	*OccidentalW	48-31
F.29	*OccidentalW	40-36
M.6	San Diego MarinesL	41-44
M.7	San Diego MarinesW	40-38
Total Points		560-526

* -Southern California Intercollegiate Athletic Conference (SCIAC) game.

► 1936-37 • 17-9; 9-1 SCIAC

Home: 14-3, Away: 3-6

Head Coach: Morris Gross

D.14	at ChapmanW	46-44
D.16	at Chico StateL	38-41
D.17	at Chico StateL	42-56
D.18	at Southern OregonL	28-44
D.21	at Modesto JCL	24-35
D.22	at San Jose StateL	32-34
D.23	at San Jose StateW	37-35
J.8	AlumniW	40-26
J.9	AlumniW	38-20
J.14	Broadway ClownsL	38-44
J.22	*at WhittierW	40-38
J.23	*at Whittierot-L	38-41
J.29	House of DavidL	32-35
J.30	ChapmanW	47-32
F.5	*RedlandsW	37-26
F.8	*RedlandsW	48-43
F.12	*Santa Barbara StateW	50-31
F.13	*Santa Barbara StateW	49-33
F.19	*La VerneW	44-30
F.20	*La VerneW	37-20
F.23	Alhambra ACW	48-22
F.26	*OccidentalW	48-42
F.27	*OccidentalW	43-40
M.2	San Diego MarinesW	49-22
M.4	San Diego MarinesL	34-38
M.6	San Diego MarinesW	42-31
Total Points		1,049-903

* -Southern California Intercollegiate Athletic Conference (SCIAC) game.

► 1937-38 • 20-8; 5-3 SCIAC

Home: 18-7, Away: 2-1

Head Coach: Morris Gross

D.3	AlumniW	40-24
D.7	Chico StateW	47-35
D.8	Chico StateW	49-31
D.10	ChapmanL	38-54
D.11	Pacific Coast ClubW	46-42
D.17	Whittier Junior Chamber of CommerceW	37-21
D.27	Arizona StateW	55-46
D.28	Arizona StateW	47-27
D.29	Southern OregonW	39-34
J.7	New Mexico MinesL	42-28
J.8	ChapmanL	36-43
J.12	at Loyola MarymountW	34-31
J.14	Navy Officers ClubW	34-31
J.18	House of DavidL	44-46
J.20	Harlem GlobetrottersW	38-36
J.22	Pacific Coast ClubW	47-46
J.25	Broadway ClownsL	40-42
J.28	Loyola MarymountL	21-39
F.4	*WhittierL	41-46
F.5	*WhittierL	29-43
F.11	*at RedlandsL	29-33
F.12	*at RedlandsW	32-22
F.18	Santa Barbara StateW	41-30
F.19	Santa Barbara StateW	57-36
F.25	*La VerneW	49-37
F.26	*La VerneW	55-25
M.4	*OccidentalW	54-44
M.5	*OccidentalW	42-29
Total Points		1,163-1,001

* -Southern California Intercollegiate Athletic Conference (SCIAC) game.

► 1938-39 • 24-7; 7-2 SCIAC

NAIA CHAMPIONSHIP - NATIONAL FINALIST

Home: 15-6, Away: 5-0, Neutral: 4-1

Head Coach: Morris Gross

D.2	AlumniW	35-21
D.5	USCL	37-42
D.6	USCL	34-44
D.9	UCLAW	52-49

D.10	UCLAW	56-43
D.16	at ChapmanW	61-32
D.22	Loyola MarymountW	47-39
D.23	Loyola MarymountL	27-30
J.5	Univ. of MexicoW	48-30
J.7	ChapmanW	46-27
J.13	at Santa Barbara StateW	37-35
J.14	at Santa Barbara StateW	47-42
J.17	House of DavidW	46-44
J.21	Cal TechW	65-14
J.26	Broadway ClownsL	41-42
J.28	New Mexico MinesW	37-32
F.3	*Pomonaot-L	35-36
F.4	*PomonaW	49-27
F.10	*at WhittierW	45-39
F.11	*at WhittierW	40-32
F.17	*RedlandsW	47-34
F.18	*RedlandsW	44-38
F.24	*OccidentalW	37-35
F.25	*OccidentalL	43-44
M.3	San Jose StateW	38-33
M.4	San Jose StateW	57-28

NAIA TOURNAMENT (Kansas City, Mo.)

M.14	Northern St. (S.D.)W	49-25
M.15	East Texas St.W	41-36
M.16	ManchesterW	49-41
M.17	Peru St. (Neb.)W	49-29
M.18	Southwest College (Kan.)L	31-32
Total Points		1,370-1,075

* -Southern California Intercollegiate Athletic Conference (SCIAC) game.

► 1939-40 • 22-6; 3-3 CCAA

NAIA CHAMPIONSHIP - NATIONAL FINALIST

Home: 18-3, Away: 0-2, Neutral: 4-1

Head Coach: Morris Gross

D.1	UCLAW	46-24
D.2	UCLAL	28-31
D.8	AlumniW	42-30
D.12	Chico StateW	43-36
D.13	Chico StateW	39-25
J.5	*Fresno StateW	42-29
J.6	*Fresno StateW	62-24
J.11	PomonaW	48-21
J.15	CaliforniaL	34-36
J.19	House of DavidW	50-41
J.20	House of DavidW	38-32
J.25	Broadway ClownsW	46-35
J.26	Broadway ClownsW	39-30
F.2	OccidentalW	38-27
F.3	OccidentalW	54-28
F.9	Loyola MarymountW	29-28
F.10	Loyola MarymountW	32-28
F.16	*Santa Barbara StateW	62-41
F.17	*Santa Barbara StateL	34-35
F.23	WhittierW	46-43
F.24	WhittierW	44-31
M.1	*at San Jose StateL	27-46
M.2	*at San Jose StateL	18-31

NAIA TOURNAMENT (Kansas City, Mo.)

M.12	East Central State (Okla.)W	36-35
M.13	Appalachian State (N.C.)W	48-46
M.14	Pittsburg State (Kan.)W	32-30
M.15	Delta State (Miss.)W	30-28
M.16	Tarkio College (Mo.)L	42-52
Total Points		1,129-923

► 1940-41 • 24-7; 8-4 CCAA

NAIA CHAMPIONSHIP - NATIONAL CHAMPION

Home: 15-3, Away: 4-4, Neutral: 5-0

Head Coach: Morris Gross

D.6	UCLAW	33-28
D.7	UCLAW	34-31
D.13	New Mexico StateW	42-29
D.14	New Mexico StateW	39-28
D.19	Brigham YoungW	49-45
D.20	Brigham YoungW	42-40
D.27	Lockhead AirL	36-40
J.4	at CaliforniaW	29-28
J.6	at StanfordL	29-52
J.10	*Fresno StateW	45-31
J.11	*Fresno StateW	45-31
J.20	*San Jose StateL	27-44
J.21	*San Jose StateW	50-39
J.24	*at Fresno StateW	46-39

Year-By-Year Results

J.25	*at Fresno State	W	52-38
J.31	Broadway Clowns	W	46-32
F.1	Broadway Clowns	W	52-27
F.7	*Santa Barbara St.	W	56-48
F.8	*Santa Barbara St.	W	37-20
F.14	Whiskered Wizards	W	56-41
F.15	Whiskered Wizards	W	56-28
F.21	*at Santa Barbara St.	W	60-40
F.22	*at Santa Barbara St.	L	34-49
F.24	*at San Jose State	L	48-53
F.25	*at San Jose State	L	37-41
M.1	Lockhead Air	L	32-38

NAIA TOURNAMENT (Kansas City, Mo.)			
M.11	Montana State	W	46-29
M.12	Culver Stockton (Mo.)	ot-W	46-41
M.13	Texas Wesleyan	W	44-42
M.14	West Texas State	W	43-40
M.15	Murray State	W	36-34
Total Points			1,327-1,146

*-California Collegiate Athletic Association (CCAA) game.

► 1941-42 • 13-9; 8-4 CCAA

NAIA CHAMPIONSHIP - SECOND ROUND

Home: 10-6, Away: 2-2, Neutral: 1-1

Head Coach: Morris Gross

D.9	Alumni	L	34-37
D.11	Chico State	W	39-37
J.6	Consolidated Aircraft	L	43-46
J.9	Loyola Marymount	W	36-29
J.10	Loyola Marymount	L	27-35
J.12	California	W	27-26
J.16	*at Santa Barbara State	W	39-29
J.17	*at Santa Barbara State	L	29-32
J.24	Consolidate Aircraft	L	41-44
J.30	Broadway Clowns	W	31-24
F.6	*Fresno State	W	36-35
F.7	*Fresno State	W	37-26
F.13	*Santa Barbara State	W	34-33
F.14	*Santa Barbara State	L	18-28
F.20	*at Fresno State	L	30-59
F.21	*at Fresno State	W	48-46
M.2	*San Jose State	W	35-33
M.3	*San Jose State	W	40-34
M.4	*San Jose State	L	45-46
M.5	*San Jose State	W	66-47

NAIA TOURNAMENT (Kansas City, Mo.)

M.10	Chadron State (Neb.)	W	39-36
M.11	Bemidji Teachers	L	32-41
Total Points			.806-803

*-California Collegiate Athletic Association (CCAA) game.

► 1942-43 • 14-9; Independent

Home: 11-5, Away: 3-4

Head Coach: Don Delauer & Dick Mitchell

D.4	Section Base (Point Loma) (D)	W	41-36
D.11	Air Base Group 2 (D)	W	55-37
D.30	Camp Callan 57th Battalion (D)	W	47-45
J.8	Loyola Marymount	W	36-34
J.9	Loyola Marymount	W	34-30
J.15	Pepperdine	W	40-35
J.16	Pepperdine	L	25-31
J.22	Santa Ana Army Air Base	L	34-36
J.23	Santa Ana Army Air Base	W	43-38
J.29	Kearney Flyers (D)	W	68-25
F.5	at Whittier	L	36-50
F.6	at Whittier	W	46-39
F.8	at Occidental	W	47-36
F.12	Section Base-Point Loma	L	32-42
F.13	Camp Callan 57th Battalion	W	56-40
F.19	Whittier	W	52-48
F.20	Whittier	L	42-46
F.26	at Pepperdine	L	38-40
F.27	at Pepperdine	L	45-48
M.1	at Santa Ana Army Air Base	W	48-30
M.2	at Santa Ana Army Air Base	ot-L	45-46
M.5	Wilmington Coast Guard	W	62-25
M.6	20th Century Fox	L	36-40
Total Points			1,008-877

► 1943-44 • 6-10; Independent

Home: 4-7, Away: 2-3

Head Coach: Alex Alexander

N.19	Alumni	L	18-39
D.3	San Diego Coast Guard	L	20-22
D.4	Veteran's Service League	W	33-24

D.10	at Pepperdine	L	36-47
D.11	at Pepperdine	L	33-48
D.17	Fleet Air	W	31-30
D.18	San Bernardino Army Air Base	W	50-10
D.29	at San Diego Navy	L	30-56
D.30	Rohr	W	39-32
J.6	at Santa Ana Air Base	L	33-36
J.7	at Whittier	W	51-24
J.8	at Veteran's Service League	W	44-36
J.14	Pepperdine	L	29-56
J.15	Pepperdine	L	36-61
J.29	North Island NAS	L	31-34
F.1	Harlem Globetrotters	L	37-43
Total Points			.551-598

► 1944-45 • 11-16; Independent

Home: 6-12, Away: 5-4

Head Coach: Alex Alexander

D.1	Alumni	L	19-27
D.2	San Diego Naval Hospital	L	27-43
D.8	at Santa Barbara	W	41-35
D.9	at Santa Barbara	W	74-40
D.15	Ryan All-Stars	W	41-25
D.16	Veteran's Service League	L	25-26
D.22	San Diego Amphibious Training Base	L	30-44
D.29	at S.D. Amphibious Training Base	L	45-55
J.5	S.D. Amphibious Training Base	W	60-35
J.6	Ryan All-Stars	W	32-29
J.12	North Island NAS	L	37-47
J.13	Vultee Aircraft - Downey	L	44-46
J.19	at Veteran's Service League	W	49-36
J.20	at Occidental	L	40-42
J.26	San Diego	L	28-47
J.27	San Diego	L	35-37
F.2	North Island NAS	L	39-44
F.3	Santa Ana Army Air Base	W	43-39
F.6	Harlem Globetrotters	L	37-40
F.9	at Pepperdine	L	37-49
F.10	at Pepperdine	L	28-46
F.16	San Diego Naval Hospital	W	33-31
F.17	Convair Dominators	W	40-37
F.23	Pepperdine	L	43-62
F.24	Pepperdine	L	30-53
M.2	at Pomona	W	70-36
M.3	at Santa Ana Army Air Base	W	48-45
Total Points			1,075-1,096

► 1945-46 • 18-8; Independent

Home: 14-6, Away: 4-3

Head Coach: Charlie Smith

D.7	Alumni	W	41-31
D.8	at Whittier	L	44-48
D.15	at Pepperdine	L	40-47
D.21	Whittier	W	46-30
D.28	Arizona	W	39-36
D.29	Arizona	L	33-38
J.8	at San Diego Amphibious Training Base	W	29-26
J.11	at San Jose State	W	40-32
J.12	at San Jose State	L	40-51
J.18	Fresno State	W	48-29
J.19	Fresno State	W	57-33
J.25	Pepperdine	L	40-44
J.30	Fort Rosecrans	W	53-39
J.31	San Diego Amphibious Training Base	W	43-38
F.5	North Island NAS	W	52-33
F.8	at Fresno State	W	38-33
F.9	at Fresno State	W	52-40
F.12	at North Island NAS	W	45-39
F.16	Occidental	W	40-33
F.19	Kearny Flyers (Miramar NAS)	L	46-61
F.22	San Jose State	W	54-42
F.23	San Jose State	W	47-35
F.26	Harlem Globetrotters	L	35-42
	San Diego Navy	W	58-37
M.1	Miramar Marines	L	45-52
M.2	Kansas City All-Stars	W	56-49
Total Points			1,184-1,050

► 1946-47 • 13-15; 5-5 CCAA

Home: 12-7, Away: 1-8

Head Coach: Charlie Smith

D.10	Alumni	W	42-34
D.13	Occidental	W	45-41
D.15	Loyola Marymount	W	47-25
D.21	at Arizona	L	36-73

D.27	Chico State	W	48-45
D.28	Chico State	W	44-38
D.30	Northern Arizona	L	32-36
J.3	Pepperdine	W	39-38
J.10	*at Fresno State	W	51-29
J.11	*at Pacific	L	34-37
J.13	*at San Jose State	L	25-48
J.17	Whittier	L	52-55
J.20	*Pacific	L	52-65
J.31	at Whittier	L	50-56
F.1	at Loyola Marymount	L	45-51
F.4	San Diego Dons	L	40-45
F.7	*Cal Poly-SLO	W	57-38
F.8	*Cal Poly-SLO	W	55-34
F.11	at Pepperdine	L	43-60
F.14	*Fresno State	W	45-31
F.15	*Fresno State	L	35-37
F.17	*San Jose State	W	42-39
F.21	*Santa Barbara	W	52-43
F.22	*Santa Barbara	L	32-42
F.25	Chapman	W	55-50
F.28	*at Santa Barbara	L	28-59
M.1	*at Cal Poly-SLO	L	48-64
M.5	Alumni	L	49-50
Total Points			1,223-1,263

*-California Collegiate Athletic Association (CCAA) game.

► 1947-48 • 14-13; 5-5 CCAA

Home: 11-4, Away: 3-9

Head Coach: Charlie Smith

D.9	Alumni	W	48-29
D.13	Occidental	W	52-44
D.19	at Drake	L	38-50
D.20	at Bradley	L	56-82
D.22	at Texas-El Paso	W	60-57
D.23	at Arizona	L	44-60
D.26	Broadway Clowns	W	44-39
D.29	New Mexico State	W	71-30
D.30	Whittier	L	52-56
J.2	Marshall	W	41-23
J.9	University of Mexico	W	63-42
J.12	*Pacific	W	60-43
J.17	*Cal Poly-SLO	W	49-39
J.24	Loyola Marymount	L	27-28
J.30	at Loyola Marymount	L	31-40
J.31	at Pepperdine	L	52-65
F.3	at Whittier	W	54-49
F.6	*Fresno State	W	43-38
F.7	Fresno State	W	57-47
F.9	*San Jose State	L	39-55
F.13	*Santa Barbara	W	51-37
F.20	*at Santa Barbara	L	49-60
F.21	*at Cal Poly-SLO	W	61-42
F.24	Pepperdine	L	64-66
F.27	*at Fresno State	L	64-70
F.28	*at Pacific	L	45-53
M.1	*at San Jose State	L	49-61
Total Points			1,364-1,305

*-California Collegiate Athletic Association (CCAA) game.

► 1948-49 • 13-13; 6-4 CCAA

Home: 10-2, Away: 3-11

Head Coach: George Ziegenfuss

N.23	Alumni	W	56-44
D.1	Arizona State	L	54-58
D.10	Chapman	W	47-16
D.11	Whittier	W	55-38
D.14	at Arizona	L	41-60
D.16	at Creighton	L	33-47
D.18	at Loras College	L	46-50
D.20	at Marquette	L	50-56
D.22	at Beloit	L	45-61
D.23	at Bradley	L	39-60
J.4	at Loyola Marymount	L	50-59
J.7	*San Jose State	ot-L	52-55
J.8	*Cal Poly-SLO	W	58-48
J.14	*at Fresno State	W	63-54
J.15	*at Pacific	W	50-43
J.18	Pepperdine	W	55-46
J.21	*Pacific	W	47-43
J.28	*Santa Barbara	W	46-31
F.4	*at Cal Poly-SLO	L	42-44
F.5	*at San Jose State	L	55-65
F.8	Occidental	W	61-48
F.12	*at Santa Barbara	L	55-63

Year-By-Year Results

F.18	at Pepperdine	L	42-51
F.19	Loyola Marymount	W	50-49
F.25	*Fresno State	W	71-51
F.26	at Whittier	W	42-36
Total Points			1,305-1,276

*-California Collegiate Athletic Association (CCAA) game.

► 1949-50 • 14-10; 5-5 CCAA

Home: 12-4, Away: 2-6

Head Coach: George Ziegenfuss

D.2	Alumni	L	42-49
D.3	Whittier	W	39-27
D.6	Arizona State	W	54-36
D.9	at UCLA	L	36-65
D.10	Chapman	W	50-40
D.13	Air Pac (Fleet Air)	W	72-40
D.16	Culver-Stockton	W	57-46
D.17	Redlands	W	63-57
D.27	at Loyola Marymount	L	49-52
D.30	at Whittier	W	54-43
J.7	Loyola Marymount	L	55-58
J.13	*San Jose State	L	52-60
J.14	*Cal Poly-SLO	W	51-35
J.17	Cal State Los Angeles	W	68-49
J.27	Peoria Caterpillar Diesels	L	61-68
J.31	Occidental	W	64-38
F.3	*at Santa Barbara	L	48-51
F.4	*at Cal Poly SLO	W	53-49
F.10	*Pepperdine	W	47-40
F.17	*at San Jose State	L	48-59
F.18	*at Fresno State	L	55-61
F.24	*Santa Barbara	W	58-56
F.25	*Fresno State	W	84-65
F.28	*at Pepperdine	L	55-64
Total Points			1,315-1,208

*-California Collegiate Athletic Association (CCAA) game.

► 1950-51 • 9-19; 3-7 CCAA

Home: 6-8, Away: 3-10, Neutral: 0-1

Head Coach: George Ziegenfuss

D.1	Alumni	W	67-48
D.2	San Diego Marines	W	67-60
D.4	Arizona State	L	67-76
D.9	Whittier	W	59-43
D.12	Chapman	W	51-46
D.15	at USC	L	40-72
D.16	at Arizona	L	38-68
D.18	at Drake	W	57-50
D.20	at Peoria Diesels	L	47-69

PEPPERDINE INVITATIONAL (Malibu, Calif.)

D.26	at Pepperdine	L	38-67
D.28	vs. Indiana State	L	57-65
D.30	Indiana State	L	48-53
J.5	*at Cal Poly-SLO	L	58-71
J.6	*at Santa Barbara	L	40-42
J.12	*Cal State Los Angeles	L	59-63
J.13	*Fresno State	W	69-52
J.20	*at Pepperdine	L	53-66
J.26	*at Cal State Los Angeles	W	58-51
J.27	*at Fresno State	W	54-49
F.2	Occidental	W	75-56
F.3	Loyola Marymount	L	50-52
F.9	*Pepperdine	L	60-63
F.10	at Whittier	L	42-46
F.17	*Cal Poly-SLO	L	56-61
F.23	at San Jose State	L	37-68
F.24	at San Jose State	L	46-50
M.2	*Santa Barbara	L	45-55
M.3	at Loyola Marymount	L	56-67
Total Points			1,494-1,629

*-California Collegiate Athletic Association (CCAA) game.

► 1951-52 • 11-12; 3-5 CCAA

Home: 9-7, Away: 2-5

Head Coach: George Ziegenfuss

N.30	at Loyola Marymount	L	56-66
D.1	at USC	L	44-72
D.4	Southwest Missouri State	L	61-76
D.8	Redlands	W	59-51
D.14	San Diego Marines	L	64-78
D.15	Alumni	W	55-43
D.19	Wichita State	L	59-74
D.20	Wichita State	L	63-72
D.28	Whittier	W	70-65
D.29	Seattle	W	54-49

J.4	Occidental	W	76-60
J.5	Loyola Marymount	W	65-60
J.12	*Cal Poly-SLO	W	56-55
J.26	*at Cal State Los Angeles	L	61-72
F.2	*Pepperdine	L	69-81
F.9	*Cal State Los Angeles	L	53-55
F.15	*at Pepperdine	L	58-76
F.19	*Santa Barbara	W	71-58
F.22	*at Santa Barbara	W	59-39
F.23	*at Cal Poly-SLO	L	52-68
F.26	at Whittier	W	68-64
F.29	San Jose State	L	53-64
M.1	San Jose State	W	61-60
Total Points			1,387-1,458

*-California Collegiate Athletic Association (CCAA) game.

► 1952-53 • 16-12; 7-3 CCAA

Home: 12-4, Away: 4-8

Head Coach: George Ziegenfuss

D.2	Alumni	W	77-74
D.5	at Loyola Marymount	L	68-79
D.12	Northern Arizona	W	65-54
D.13	Redlands	W	70-61
D.16	at Arizona	L	64-68
D.18	at Tulsa	L	40-57
D.20	at Fort Hays State	L	59-74
D.23	at Wichita State	L	56-78
D.27	New Mexico Western	W	69-63
J.2	Whittier	W	59-54
J.6	San Diego Marines	L	48-75
J.9	*at Cal Poly-SLO	W	84-76
J.10	*at Santa Barbara	W	54-42
J.12	*Fresno State	W	71-56
J.16	*Cal State Los Angeles	L	47-49
J.17	Loyola Marymount	W	60-59
J.24	*at Cal State Los Angeles	W	75-67
J.27	Chapman	W	89-51
J.30	at UCLA	L	48-77
F.6	*Pepperdine	L	72-74
F.7	Occidental	W	88-72
F.10	at Whittier	W	67-66
F.14	*at Pepperdine	L	59-62
F.20	*Santa Barbara	W	55-49
F.21	*Cal Poly-SLO	W	76-71
F.27	at San Jose State	L	54-66
F.28	at San Jose State	L	61-77
M.2	*at Fresno State	L	82-79
Total Points			1,817-1,830

*-California Collegiate Athletic Association (CCAA) game.

► 1953-54 • 18-6; 8-2 CCAA

NAIA CHAMPIONSHIP - FIRST ROUND

Home: 11-2, Away: 6-4

Head Coach: George Ziegenfuss

D.1	at USC	L	66-83
D.4	Alumni	W	70-54
D.5	at Loyola Marymount	L	52-67
D.8	at Whittier	L	71-70
D.11	Arizona State	W	84-60
D.12	Occidental	W	89-58
D.19	Long Beach State	W	95-59
D.21	at Luke Air Force Base (Ariz.)	W	73-56
D.22	at Arizona State	W	69-59
J.9	*Fresno State	W	66-51
J.12	San Diego Marines	L	47-64
J.15	Chapman	W	140-37
J.16	*at Pepperdine	L	79-91
J.23	*at Cal State Los Angeles	W	75-68
J.30	*at Fresno State	W	78-67
F.2	Whittier	W	81-59
F.5	*Cal State Los Angeles	W	75-61
F.6	*Cal Poly-SLO	L	67-73
F.13	Loyola Marymount	W	59-58
F.19	*at Santa Barbara	W	72-70
F.20	*at Cal Poly-SLO	W	110-96
F.26	*Pepperdine	W	95-76
F.27	*Santa Barbara	W	91-74

NAIA TOURNAMENT (Pasadena, Calif.)

M.1	at Pasadena Nazarene	L	87-90
Total Points			1,891-1,601

*-California Collegiate Athletic Association (CCAA) game.

► 1954-55 • 17-9; 5-3 CCAA

Home: 9-2, Away: 8-7

Head Coach: George Ziegenfuss

D.3	Alumni	W	83-59
D.10	at Whittier	W	73-69
D.11	Pasadena Nazarene	W	84-59
D.14	at Loyola Marymount	L	67-71
D.16	at Portland	L	85-94
D.17	at Seattle	W	91-72
D.18	at Buchan Bakers	L	91-113
D.20	at Puget Sound	W	81-71
D.21	at Willamette	W	91-88
D.22	at Chico State	W	82-76
D.29	at San Francisco	L	56-70
J.6	Portland	W	82-60
J.11	Loyola Marymount	L	52-69
J.14	*Santa Barbara	W	59-57
J.15	*Cal Poly-SLO	L	70-75
J.22	*at Cal State Los Angeles	W	74-69
J.28	*at San Jose State	L	46-59
J.29	*at Fresno State	W	73-56
F.1	Redlands	W	44-31
F.5	Pepperdine	W	79-75
F.8	Whittier	W	78-52
F.11	*Fresno State	W	82-64
F.18	*Cal State Los Angeles	W	59-54
F.19	at Pepperdine	W	69-65
F.25	*at Cal Poly-SLO	L	81-86
F.26	*at Santa Barbara	L	64-89
Total Points			1,896-1,803

*-California Collegiate Athletic Association (CCAA) game.

► 1955-56 • 23-6; Independent

Home: 14-0, Away: 7-5, Neutral: 2-1

Head Coach: George Ziegenfuss

D.2	at Arizona	L	74-80
D.3	at Arizona State	L	76-82
D.6	at Loyola Marymount	L	70-74
D.9	at Pasadena Nazarene	W	74-56
D.10	at Whittier College	W	79-69
D.13	Chico State	W	75-60
D.16	at Pepperdine	W	90-62
D.19	San Jose State	W	57-50
D.27	Arizona State	W	89-64
J.3	Alumni	W	93-65
J.5	at Cal State Los Angeles	W	91-72
J.7	San Diego Marines	W	88-61
J.14	Cal Poly-SLO	W	81-69
J.17	at Redlands	W	59-55
J.24	Loyola Marymount	W	90-81
J.27	at Fresno State	W	96-88
J.28	at Fresno State	L	86-88
F.3	at Long Beach State	W	74-38
F.4	at Cal Poly-SLO	L	64-67
F.10	Cal State Los Angeles	W	84-52
F.11	Whittier	W	79-58
F.17	San Diego Navy	W	81-63
F.24	Pepperdine	W	74-42
F.25	Long Beach State	W	91-60

NAIA District (Aztec Gym/San Diego, Calif.)

M.2	Cal Poly-SLO	W	93-69
M.3	Pasadena	W	78-62
M.7	at Humboldt State (Arcata)	W	91-63

NAIA Tournament (Kansas City, Mo.)

M.13	Alderson-Broadus	W	77-64
M.14	Gustavus-Adolphus	L	60-69

Total Points 2,314-1,883

Division II Era

► 1956-57 • 17-10; 6-2 CCAA

NCAA DIV. II CHAMPIONSHIP - QUARTERFINALS

Home: 10-4, Away: 5-5, Neutral: 2-1

Head Coach: George Ziegenfuss

N.30	Alumni	W	64-62
D.1	at Loyola Marymount	W	61-47
D.4	San Diego Marines	W	58-55
D.7	at Whittier	L	70-71
D.12	at Chico State	W	91-62
D.13	at Sacramento State	L	56-60
D.14	at Nevada-Reno	W	80-72
D.15	at Nevada-Reno	W	74-64
D.28	Redlands	W	75-42
J.4	*at UC Santa Barbara	L	64-83
J.5	*at Cal Poly-SLO	L	67-72

Year-By-Year Results

SAN DIEGO STATE



BASKETBALL

J.11	*Long Beach State	W	79-69
J.12	*Cal State Los Angeles	W	84-73
J.19	Pepperdine	W	70-62
J.25	Pasadena Nazarene	L	71-76
J.26	at Pepperdine	L	77-92
F.1	Whittier	L	58-64
F.2	*at Long Beach State	W	71-64
F.8	*Fresno State	L	78-83
F.9	*Fresno State	L	55-71
F.16	*Cal Poly-SLO	W	65-60
F.21	at *Cal State Los Angeles	W	66-61
F.23	*UC Santa Barbara	W	82-69
F.26	Loyola Marymount	W	76-64

NCAA Division II Championship

M.2	Chapman (FR) (Aztec Gym)	W	75-56
M.9	at Regis (Colo.) (SR) (Denver Civic Aud.)	W	81-78
M.13	vs. Cal State Los Angeles (QF) ^	L	55-57

Total Points1,903-1,789
* -California Collegiate Athletic Association (CCAA) game. ^ - Game played in Evansville, Ind.

► 1957-58 • 17-8; 9-1 CCAA

Home: 10-3, Away: 7-4, Neutral: 0-1

Head Coach: George Ziegenfuss

N.30	Alumni	L	57-62
D.3	at Pasadena Nazarene	L	72-98
D.6	San Diego Marines	L	52-56
D.7	San Francisco Presidio	W	64-54
D.13	at Whittier	L	60-70
D.18	Loyola Marymount	W	79-56
D.28	Whittier	ot-W	70-62
J.3	at Redlands	W	60-50
J.4	Pepperdine	L	68-84
J.10	*Fresno State	ot-W	73-71
J.11	Arizona	W	83-76
J.18	*at Long Beach State	W	73-53
J.24	Arizona State	W	74-72
J.25	*at Cal State Los Angeles	W	64-62
J.31	*at Fresno State	L	65-93
F.1	at San Jose State	L	60-63
F.7	*Cal State Los Angeles	W	67-60
F.8	*Cal Poly-SLO	W	82-60
F.14	at Loyola Marymount	W	76-58
F.15	at Pepperdine	W	70-59
F.21	*at Cal Poly-SLO	W	81-60
F.22	*at UC Santa Barbara	W	83-58
F.28	*Long Beach State	W	67-59
M.1	*UC Santa Barbara	W	50-42

CCAA PLAYOFF (Los Angeles, Calif.)

M.4	vs. Fresno State	ot-L	73-76
-----	------------------	------	-------

Total Points1,723-1,614

* -California Collegiate Athletic Association (CCAA) game

► 1958-59 • 17-8; 7-3 CCAA

Home: 12-2, Away: 5-6

Head Coach: George Ziegenfuss

D.1	Alumni	W	73-57
D.3	Whittier	W	69-40
D.5	at Pepperdine	L	69-71
D.9	at Loyola Marymount	W	54-48

Poinsettia Tournament (San Diego, Calif.)

D.12	San Jose State	W	63-50
D.13	San Diego Marines	L	66-72
D.20	Chapman	W	69-51
D.27	at Arizona State	L	65-74
D.30	Denver	W	61-43
J.3	Pepperdine	W	67-54
J.6	at Whittier	W	53-40
J.9	*UC Santa Barbara	W	66-41
J.10	*Cal Poly-SLO	W	73-54
J.16	*at Long Beach State	W	71-63
J.17	*at Cal State Los Angeles	L	86-79
J.24	Loyola Marymount	W	59-49
J.30	*at Fresno State	L	59-73
J.31	at San Jose State	L	39-48
F.7	San Diego Marines	L	69-73
F.10	Pasadena Nazarene	W	81-79
F.13	*at UC Santa Barbara	W	76-63
F.14	*at Cal Poly-SLO	L	53-67
F.20	*Fresno State	W	74-69
F.21	*Long Beach State	W	84-64
F.27	*Cal State Los Angeles	L	73-84

Total Points1,672-1,506

* -California Collegiate Athletic Association (CCAA) game.

► 1959-60 • 9-17; 2-3 CCAA

Home: 6-7, Away: 3-8, Neutral: 0-2

Head Coach: George Ziegenfuss

D.1	Alumni	W	76-63
D.4	at Loyola Marymount	L	54-69
D.5	San Francisco State	W	63-56
D.8	Loyola Marymount	ot-W	59-57
D.12	at Whittier	W	65-62
D.15	at Arizona	L	50-65

Tournament of Roses (Portland, Ore.)

D.18	at Portland	L	46-63
D.19	vs. Gonzaga	L	69-72
D.21	at San Francisco State	L	59-66
D.30	San Diego Marines	W	82-75
J.2	Redlands	L	53-56
J.5	at Pasadena Nazarene	L	67-76
J.9	*Long Beach State	W	67-61
J.15	*at Cal Poly-SLO	W	81-64
J.16	*at UC Santa Barbara	L	63-69
J.22	*Cal State Los Angeles	L	88-104
J.23	*Fresno State	L	57-61
J.29	*at Fresno State	L	62-80
J.30	at San Jose State	L	52-57
F.6	Whittier	W	58-51
F.8	at Pepperdine	W	74-71
F.12	*at Long Beach State	L	72-104
F.13	Pepperdine	L	58-63
F.19	*Cal Poly-SLO	L	64-68
F.20	*UC Santa Barbara	L	52-66
F.26	*at Cal State Los Angeles	L	71-98

Total Points1,662-1,797

* -California Collegiate Athletic Association (CCAA) game.

► 1960-61 • 10-14; 3-7 CCAA

Home: 10-6, Away: 0-8

Head Coach: George Ziegenfuss

D.2	Alumni	W	79-59
D.3	at Pepperdine	L	60-77
D.9	at Whittier	L	65-84
D.16	at Redlands	L	50-51
D.22	Colorado State	W	72-66
D.23	Colorado State	W	68-67
D.30	San Diego Marines	ot-W	91-89
D.31	Pasadena Nazarene	W	75-71
J.6	*Long Beach State	W	72-71
J.7	Chapman	L	47-70
J.13	*at Cal Poly-SLO	L	50-61
J.14	*at Fresno State	L	53-54
J.20	Whittier	W	68-66
J.21	Pepperdine	L	48-50
J.27	*Cal State Los Angeles	W	74-73
J.28	*UC Santa Barbara	L	62-65
F.3	St. Mary's	L	58-81
F.10	*at Long Beach State	L	73-79
F.11	Cal State Northridge	W	63-52
F.17	*Cal Poly-SLO	W	67-60
F.18	*Fresno State	L	60-64
F.21	Loyola Marymount	L	47-73
F.24	*at Cal State Los Angeles	L	50-63
F.25	*at UC Santa Barbara	L	57-70

Total Points1,509-1,616

* -California Collegiate Athletic Association (CCAA) game.

► 1961-62 • 10-16; 5-7 CCAA

Home: 7-7, Away: 3-9

Head Coach: George Ziegenfuss

D.1	Redlands	W	67-54
D.2	at Pepperdine	ot-W	80-78
D.5	at Loyola Marymount	L	54-90
D.8	Evansville	L	84-89
D.9	Whittier	W	63-60
D.14	at Evansville	L	61-83
D.15	at Bradley	L	64-88
D.18	at Toledo	L	70-78
D.20	at Western Michigan	L	60-81
D.21	at Drake	L	51-82

San Diego Kiwanis Christmas Tournament

D.29	Nevada-Reno	W	83-62
D.30	Colorado State	L	57-72
J.5	*at Long Beach State	L	55-80
J.6	*at Cal State Northridge	W	74-66
J.12	*Cal Poly-SLO	W	60-49
J.13	*Fresno State	L	65-77
J.20	Pasadena Nazarene	W	88-71

J.26	*at Cal State Los Angeles	W	81-77
J.27	*at UC Santa Barbara	L	55-59
F.2	Pepperdine	L	58-64
F.9	*Long Beach State	L	78-79
F.10	*Cal State Northridge	W	88-80
F.16	*at Cal Poly-SLO	L	84-87
F.17	*at Fresno State	L	69-73
F.23	*Cal State Los Angeles	W	85-65
F.24	*UC Santa Barbara	L	75-77

Total Points1,809-1,921

* -California Collegiate Athletic Association (CCAA) game.

► 1962-63 • 17-9; 8-4 CCAA

Home: 12-2, Away: 5-7

Head Coach: George Ziegenfuss

D.1	Cal Poly-Pomona	W	68-58
D.4	at Pepperdine	L	66-74
D.7	at Whittier	W	67-64
D.8	San Diego	W	68-49
D.12	at Denver	L	55-81
D.13	at Regis College	L	52-58
D.15	at Northern Colorado	ot-W	74-73
D.17	at Utah State	L	57-101
D.19	Regis College	ot-W	65-64

Aztec Kiwanis Basketball Festival (San Diego, Calif.)

D.22	Iowa State	L	59-72
D.28	San Francisco State	W	73-63
D.29	Redlands	W	77-59
J.5	*at Cal State Los Angeles	W	82-81
J.11	*Fresno State	ot-W	65-60
J.12	*Cal Poly-SLO	W	65-58
J.18	Whittier	W	84-81
J.25	*at Cal State Northridge	W	65-59
J.26	*at UC Santa Barbara	L	60-71
F.1	*Long Beach State	ot-W	85-80
F.2	Pepperdine	W	55-51
F.9	*Cal State Los Angeles	ot-W	86-83
F.15	*at Fresno State	L	56-64
F.16	*at Cal Poly-SLO	W	75-63
F.22	*Cal State Northridge	W	86-77
F.23	*UC Santa Barbara	L	66-71
M.1	*at Long Beach State	L	63-78

Total Points1,774-1,793

* -California Collegiate Athletic Association (CCAA) game.

► 1963-64 • 15-11; 6-4 CCAA

Home: 9-3, Away: 6-8

Head Coach: George Ziegenfuss

N.30	at Pepperdine	L	65-79
D.6	at San Diego	W	70-69
D.7	at Whittier	W	84-63
D.10	Pepperdine	W	77-75
D.14	at Iowa State	L	56-93
D.16	at Drake	L	49-79
D.17	at Nebraska Wesleyan	L	73-78
D.20	UC Davis	W	76-47
D.27	Chapman	W	72-48
D.28	Redlands	L	46-48
J.3	*Long Beach State	W	74-70
J.10	*at Cal Poly-SLO	W	84-72
J.11	*at Fresno State	L	63-74
J.16	Whittier	W	81-75
J.18	Cal State Fullerton	W	94-64
J.24	*Cal State Los Angeles	L	84-91
J.25	*Cal State Northridge	W	94-74
J.31	at Cal State Fullerton	W	89-64
F.1	at Cal Poly-Pomona	L	68-96
F.7	*at Long Beach State	W	80-69
F.8	Cal Poly-Pomona	W	86-75
F.14	*Cal Poly-SLO	W	90-64
F.15	*Fresno State	L	61-68
F.21	*at Cal State Los Angeles	L	82-89
F.22	*at Cal State Northridge	W	82-72
F.28	at Pasadena Nazarene	L	86-88

Total Points1,966-1,884

* -California Collegiate Athletic Association (CCAA) game.

► 1964-65 • 14-11; 5-5 CCAA

Home: 9-3, Away: 5-8

Head Coach: George Ziegenfuss

D.1	Cal Western	W	51-47
D.4	at Whittier	W	73-71
D.12	at Cal State Fullerton	W	96-71
D.18	at San Francisco State	L	72-74
D.19	at Seattle Pacific	L	58-72

Year-By-Year Results

SAN DIEGO STATE



BASKETBALL

D.22	at Portland	L	73-76
D.23	at Portland	L	61-62
D.29	at Redlands	W	61-53
J.2	Pasadena Nazarene	W	97-66
J.8	*at Long Beach State	W	69-62
J.15	*Cal Poly-SLO	W	77-76
J.16	*Fresno State	W	69-67
J.22	San Diego	2ot-L	85-89
J.23	Cal Poly-Pomona	W	65-64
J.29	*at Cal State Northridge	L	59-68
J.30	*at Cal State Los Angeles	L	80-95
F.5	at Cal Poly-Pomona	L	54-69
F.6	Whittier	W	83-71
F.12	*Long Beach State	L	66-72
F.13	Cal State Fullerton	W	96-59
F.19	*at Cal Poly-SLO	W	83-65
F.20	*at Fresno State	L	72-90
F.23	Chapman	W	69-63
F.26	*Cal State Northridge	L	63-69
F.27	*Cal State Los Angeles	W	88-72
Total Points			1,820-1,743

*-California Collegiate Athletic Association (CCAA) game.

► 1965-66 • 14-12; 6-4 CCAA

Home: 9-3, Away: 5-9

Head Coach: George Ziegenfuss

D.3	at Cal Western	L	60-71
D.4	at Cal Poly-Pomona	W	80-82
D.10	at Whittier	W	76-72
D.11	Redlands	W	91-70
D.14	Nebraska Wesleyan	W	89-63
D.16	at San Diego	L	47-54
D.18	at Southern Illinois	L	35-64
D.20	at Kentucky Wesleyan	L	61-94
D.22	at Evansville	L	76-89
D.28	Cal State Fullerton	2ot-W	87-86
D.31	Cal Western	L	58-69
J.7	*Long Beach State	W	102-81
J.8	Nevada-Las Vegas	W	91-62
J.14	*at Fresno State	L	49-86
J.15	*at Cal Poly-SLO	L	71-77
J.22	Cal Poly-Pomona	L	66-79
J.28	*Cal State Los Angeles	L	78-80
J.29	*Cal State Northridge	W	91-79
F.4	Claremont-Mudd	W	70-42
F.5	at Cal State Fullerton	W	105-72
F.8	Whittier	W	80-63
F.11	*at Long Beach State	W	84-65
F.18	*Fresno State	W	69-66
F.19	*Cal Poly-SLO	W	83-52
F.25	*at Cal State Los Angeles	L	75-86
F.26	*at Cal State Northridge	W	94-78
Total Points			1,968-1,882

*-California Collegiate Athletic Association (CCAA) game.

► 1966-67 • 24-5; 9-1 CCAA

NCAA DIV. II CHAMPIONSHIP - QUARTERFINALS

Home: 14-0, Away: 8-4, Neutral: 2-1

Head Coach: George Ziegenfuss

D.2	NW Missouri State	W	78-55
D.3	at Whittier	W	109-70
D.10	at Cal State Fullerton	W	80-64
D.13	Evansville	W	105-83
D.15	San Diego	ot-W	55-50
D.17	at SW Missouri State	L	63-73
D.19	at Tulsa	W	59-57
D.20	at Wichita State	L	54-68
D.23	Cal State Fullerton	W	96-68
D.30	Redlands	W	83-60
J.6	*at Long Beach State	W	74-56
J.7	Cal Poly-Pomona	W	78-66
J.13	*Cal Poly-SLO	W	96-69
J.14	*Fresno State	W	84-63
J.21	Cal Western	W	53-52
J.27	*at Cal State Northridge	W	76-68
J.28	*at Cal State Los Angeles	W	95-72
F.3	at Nevada-Las Vegas	L	64-68
F.7	Whittier	W	79-68
F.10	*Long Beach State	W	84-66
F.11	at Cal Poly-Pomona	W	76-66
F.17	*at Cal Poly-SLO	W	66-64
F.18	*at Fresno State	L	62-76
F.24	*Cal State Northridge	W	102-58
F.25	*Cal State Los Angeles	W	89-69
M.3	UC Riverside	W	90-68

NCAA College Division Regionals

M.10	Portland State (SR)	W	101-73
M.11	Nevada-Las Vegas (RC)	W	88-71
M.15	Illinois State (QF)	3ot-L	76-77
Total Points			2,315-1,918

*-California Collegiate Athletic Association (CCAA) game.

► 1967-68 • 21-6; 11-3 CCAA

NCAA DIV. II CHAMPIONSHIP - SUB-REGIONAL

Home: 9-2, Away: 11-3, Neutral: 1-1

Head Coach: George Ziegenfuss

D.1	at Redlands	W	97-59
D.2	SW Missouri State	W	70-67
D.5	at Whittier	W	84-63
D.9	at San Diego	W	69-59
D.16	Athletes in Action	W	102-91
D.18	at Indiana State	L	69-84
D.20	at Bradley	L	76-95
D.21	at Northern Illinois	ot-W	72-69
D.28	Claremont-Mudd	W	88-57
J.5	*Cal Poly-Pomona	L	72-75
J.6	*Cal State Fullerton	W	87-74
J.12	*at Fresno State	W	71-60
J.13	*at Cal Poly-SLO	L	77-89
J.20	at Cal Western	W	65-53
J.26	*Cal State Los Angeles	W	73-72
J.27	*Cal State Northridge	W	97-70
F.2	*Long Beach State	L	57-62
F.3	Whittier	W	78-60
F.9	*at Cal Poly-Pomona	W	68-64
F.10	*at Cal State Fullerton	W	84-60
F.16	*Fresno State	W	86-70
F.17	*Cal Poly-SLO	W	94-75
F.23	*at Cal State Northridge	W	94-69
F.24	*at Cal State Los Angeles	W	85-79
M.1	*at Long Beach State	W	84-72

NCAA College Division Regionals

M.8	UC-Irvine (SR)	L	69-78
M.9	UC-Davis (SR-3rd)	W	79-72
Total Points			2,147-1,898

*-California Collegiate Athletic Association (CCAA) game.

► 1968-69 • 10-15; Independent

Home: 5-7, Away: 4-8, Neutral: 1-0

Head Coach: George Ziegenfuss

D.6	at Whittier	W	73-72
D.7	at Cal State Los Angeles	W	101-89
D.14	Redlands	W	79-53
D.17	at Ball State	L	73-75
D.19	at Kentucky Wesleyan	L	63-86
D.21	at Evansville	L	87-94
D.23	Minnesota	L	60-73

Nevada Southern Tournament (Las Vegas)

D.27	at Nevada-Las Vegas	L	74-101
D.28	vs. Montana	W	71-61
J.3	at Cal Poly-Pomona	W	76-66
J.4	at Cal State Fullerton	L	59-65
J.10	Cal Poly-SLO	W	74-58
J.11	Fresno State	L	78-91
J.18	Cal Western	W	87-70
J.24	Northern Illinois	L	73-81
J.31	Whittier	L	96-103
F.1	UC Santa Barbara	L	80-93
F.7	Cal Poly-Pomona	W	99-98
F.8	Chapman	W	99-90
F.14	at Cal Poly-SLO	W	77-76
F.15	at Fresno State	L	69-87
F.20	San Diego	L	65-72
F.22	at Chapman	L	92-94
F.25	at UC Irvine	L	56-89
F.28	Cal State Fullerton	L	62-76
Total Points			1,923-2,013

► 1969-70 • 13-13; 3-7 PCAA

Home: 8-5, Away: 5-8

Head Coach: Dick Davis

Leading Scorers: Von Jacobsen (16.4, 6.5), Joe Lavender (15.2, 7.6), Jon Borchert (11.7, 8.6), Mike Spilger (9.6, 2.0), Gary Schneider (8.8, 6.8)

AZTEC INVITATIONAL (San Diego Sports Arena)

D.3	Pomona College (SA)	W	81-74
D.5	UC-San Diego (SA)	W	70-65
D.6	Tahoe College (SA)	W	92-87
D.12	Cal State Northridge (PG)	L	74-84

D.13	UC Irvine (PG)	W	80-68
D.20	at Southern Illinois	L	53-67
D.22	at Northern Illinois	L	65-85
D.23	at Minnesota	L	68-79
D.27	San Francisco State (PG)	W	73-59
J.2	at Cal State Fullerton	W	75-60
J.3	Cal Poly-Pomona (PG)	W	86-78
J.9	*Long Beach State (PG)	L	56-60
J.16	*at Cal State Los Angeles	W	90-69
J.17	*at UC Santa Barbara	L	59-62
J.24	at Cal Poly-Pomona	L	71-83
J.30	*Fresno State (PG)	L	86-88
J.31	*San Jose State (PG)	W	85-74
F.3	at San Diego	W	70-67
F.6	at Cal State Northridge	L	71-77
F.7	at U.S. International	W	96-74
F.10	Cal State Fullerton (PG)	W	112-66
F.13	*at Fresno State	L	91-100
F.14	*at San Jose State	W	85-74
F.20	*Cal State Los Angeles (PG)	L	92-97
F.21	*UC Santa Barbara (PG)	L	77-87
F.27	*at Long Beach State	L	55-74
Total Points			2,013-1,958

*-Pacific Coast Athletic Association (PCAA) game.

Division I Era

► 1970-71 • 12-14; 3-7 PCAA

Home: 10-4, Away: 2-10

Head Coach: Dick Davis

Leading Scorers: Gary Schneider (15.1, 8.8), Jimmy Harris (13.6, 2.7), Von Jacobsen (11.6, 4.4), Joe Lavender (11.6, 5.6), Jimmy Wilkins (10.1, 3.1)

D.1	at Texas Tech	L	86-93
D.3	at Arizona State	L	79-117
D.11	at Loyola Marymount	L	85-91
D.18	North Dakota State (PG)	W	92-86
D.19	Ball State (PG)	W	86-75
D.21	at Tulsa	L	87-113
D.23	at Creighton	L	68-73
J.4	Colorado (PG)	L	77-85
J.8	*Long Beach State (PG)	L	73-83
J.9	Seattle (PG)	W	100-85
J.15	*UC Santa Barbara (PG)	L	75-81
J.16	*Cal State Los Angeles (PG)	L	87-97
J.22	Louisiana Tech (PG)	W	88-78
J.23	Loyola Marymount (PG)	W	100-75
J.26	San Diego (PG)	W	97-82
J.29	*at San Jose State	W	102-83
J.30	*at Fresno State	L	96-97
F.4	Hawai'i (PG)	W	107-95
F.6	at UC-Irvine	W	71-67
F.8	at Pacific	L	83-110
F.12	*San Jose State (PG)	W	115-102
F.13	*Fresno State (PG)	W	106-95
F.19	*at UC-Santa Barbara	L	86-96
F.20	*at Cal State Los Angeles	L	70-77
F.23	U.S. International (PG)	W	84-64
F.26	*at (20) Long Beach State	L	61-63
Total Points			2,261-2,263

*-Pacific Coast Athletic Association (PCAA) game.

► 1971-72 • 18-10; 7-5 PCAA

Home: 11-2, Away: 6-8, Neutral: 1-0

Head Coach: Dick Davis

Leading Scorers: Chris McMurray (C, Jr., 16.1, 12.5), Jimmy Harris (G, Sr., 15.9, 3.8), Jimmy Wilkins (G, Sr., 14.8, 5.4), Jeff Pete (F, Jr., 10.8, 5.7), Larry Jones (F, Jr., 9.1, 8.7)

D.1	at Colorado	W	79-68
D.3	at Nebraska	W	63-61
D.4	at North Dakota State	W	83-71
D.9	at Arizona	W	69-67
D.11	Northern Colorado (SA)	W	104-75
D.13	Wheaton (SA)	W	100-88
D.15	North Dakota State (SA)	W	86-69
D.17	at Oregon State	L	90-96
UC IRVINE TOURNAMENT (Irvine, Calif.)			
D.21	vs. Chapman	W	99-79
D.22	at UC Irvine	L	77-83
J.6	*(8) Long Beach State (SA)	L	75-89
J.13	*UC Santa Barbara (SA)	W	73-64
J.15	*Cal State Los Angeles (SA)	W	90-85

Year-By-Year Results

SAN DIEGO STATE



BASKETBALL

J.21	*at UC Santa Barbara	W	69-66
J.22	Arizona State (PG)	L	73-76
J.25	San Diego (SA)	W	87-69
J.28	*at Pacific	L	72-92
J.29	*at San Jose State	ot-L	63-65
F.4	*Fresno State (SA)	W	73-72
F.12	*at (8) Long Beach State	L	68-85
F.15	UC Irvine (SA)	W	109-95
F.17	*Pacific (SA)	W	84-82
F.19	*San Jose State (PG)	W	80-73
F.21	U.S. International (SA)	W	83-68
F.25	at (17) Hawai'i	L	75-94
F.26	at (17) Hawai'i	L	83-91
M.3	*at Cal State Los Angeles	L	85-92
M.4	*at Fresno State	W	90-80
Total Points			2,282-2,195

*-Pacific Coast Athletic Association (PCAA) game.

► 1972-73 • 15-11; 7-5 PCAA

Home: 11-2 Away: 4-9

Head Coach: Dick Davis

Leading Scorers: Geoff Pete (G, Sr., 12.1, 4.1), John Anderson (F, Jr., 11.0, 6.9), Steve Copp (F, Fr., 10.4, 6.7), Larry Jones (F/C, Sr., 10.3, 7.1), Brad McNamara (G, Jr., 9.5, 1.8)

N.27	at (17) Kansas State	L	67-79
D.4	Hardin-Simmons (SA)	W	70-67
D.9	Loyola Marymount (SA)	W	88-67
D.15	Portland State (SA)	W	86-53
D.16	Oral Roberts (SA)	L	75-87
D.19	at DePaul	L	75-89
D.21	at Northern Illinois	W	85-74
D.23	at Illinois State	L	82-99
J.2	Colorado (SA)	W	65-60
J.5	*at Pacific	L	67-81
J.6	*at San Jose State	L	50-52
J.13	*at Fresno State	W	79-71
J.15	Arizona (PG)	W	81-68
J.18	Creighton (PG)	W	73-68
J.20	at Arizona State	L	70-55
J.26	at U.S. International	W	58-55
J.31	*Cal State Los Angeles (SA)	W	78-77
F.3	*UC Santa Barbara (SA)	W	68-65
F.7	*at (3) Long Beach State	L	76-97
F.10	*(3) Long Beach State (SA)	L	66-84
F.15	*Pacific (SA)	W	99-86
F.17	*San Jose State (PG)	W	76-73
F.23	*at UC Santa Barbara	L	65-87
F.24	*at Cal State LA	W	88-87
F.27	at San Diego	L	67-78
M.3	*Fresno State (SA)	W	76-75
Total Points			1,930-1,974

*-Pacific Coast Athletic Association (PCAA) game.

► 1973-74 • 7-19; 4-8 PCAA

Home: 5-6, Away: 1-12, Neutral: 1-1

Head Coach: Dick Davis

Leading Scorers: John Anderson (F, Sr., 12.1, 6.7), Brad McNamara (G, Sr., 11.6, 1.5), Allen Bunting (C/F, So., 9.8, 6.7), Dan Teague (G, Sr., 9.0, 3.8), Gary Earle (G, So., 7.5, 3.1)

Creighton Invitational Tournament (Omaha, Neb.)			
D.7	vs. Oklahoma	L	57-92
D.8	vs. Air Force	W	87-68
D.11	at (14) Arizona	L	79-109
D.13	at Oral Roberts	L	78-95
D.15	at Colorado	L	69-82
D.21	(13) Kansas State (SA)	W	88-75
D.28	Rice (PG)	L	64-75
D.29	Illinois State (PG)	W	97-88
J.3	at Creighton	L	61-79
J.5	at Oklahoma	L	66-91
J.8	at (7) Marquette	L	66-90
J.10	*at San Jose State	L	69-81
J.12	*at Pacific	L	63-64
J.17	*Cal State Los Angeles (PG)	L	72-75
J.19	*Fresno State (PG)	W	57-56
J.22	at Loyola Marymount	L	59-65
J.24	Northern Illinois (SA)	ot-L	80-89
F.2	*UC Santa Barbara (PG)	L	73-76
F.7	*at (9) Long Beach State	L	48-64
F.9	*(9) Long Beach State (SA)	L	72-98
F.15	*at Cal State Los Angeles	L	52-77
F.16	*at Fresno State	W	80-78
F.21	*at UC Santa Barbara	L	70-85
F.26	Arizona State (SA)	L	68-78
F.28	*Pacific (PG)	W	78-75

M.2	*San Jose State (PG)	W	73-71
Total Points			1,826-2,076

*-Pacific Coast Athletic Association (PCAA) game.

► 1974-75 • 14-13; 6-4 PCAA

NCAA TOURNAMENT - FIRST ROUND

Home: 9-5, Away: 4-6, Neutral: 1-2

Head Coach: Tim Vezie

Leading Scorers: Will Connelly (C, So., 17.7, 9.2), Steve Copp (F, Jr., 13.8, 9.1), Bob Kovach (F, Jr., 12.3, 5.7), Allen Bunting (F, Jr., 8.3, 5.7), Gary Earle (G, Jr., 7.0, 3.1)

D.2	Washington State (SA)	L	67-76
D.5	Idaho State (PG)	W	76-67
D.7	(18) Arizona (SA)	L	79-81
D.9	(12) Purdue (SA)	L	87-91
D.14	at Rice	W	83-75
D.17	at Arizona State	L	86-96
D.19	at Colorado	L	84-85
D.23	Western Michigan (PG)	W	60-58
ORAL ROBERTS CLASSIC (Tulsa, Okla.)			
D.27	vs. Bowling Green	L	68-73
D.28	vs. Harvard	W	69-53
J.2	Oklahoma (SA)	ot-L	74-79
J.4	Loyola Marymount (PG)	W	57-55
J.6	(13) Marquette (SA)	L	54-58
J.18	at UC Santa Barbara	W	68-67
J.25	*Cal State Fullerton (PG)	W	72-65
J.30	*Fresno State (PG)	W	73-60
F.1	*Long Beach State (PG)	W	84-77
F.6	*at Pacific	W	74-72
F.8	*at San Jose State	L	73-77
F.13	*San Jose State (PG)	W	95-77
F.15	*Pacific (PG)	W	78-70
F.20	UC Santa Barbara (PG)	W	77-76
F.22	*at Cal State Fullerton	L	71-72
F.25	at San Diego	W	84-61
F.27	*at Long Beach State	L	74-97
M.2	*at Fresno State (D)	L	64-68

NCAA TOURNAMENT (Tempe, Ariz.)

M.15	vs. (17) Nevada-Las Vegas	L	80-90
Total Points			2,011-1,976

*-Pacific Coast Athletic Association (PCAA) game.

► 1975-76 • 16-13; 5-5 PCAA

NCAA TOURNAMENT - FIRST ROUND

Home: 10-3, Away: 4-9, Neutral: 2-1

Head Coach: Tim Vezie

Leading Scorers: Steve Copp (F, Sr., 17.9, 8.6), Will Connelly (C, Jr., 16.6, 8.9), Bob Kovach (F, Sr., 9.8, 4.9), Ray Leary (G, Sr., 8.3, 2.2), Joel Kramer (F, So., 7.7, 6.0)

N.28	at Washington State	L	81-86
D.1	at Idaho State	L	65-73
D.10	at Purdue	W	81-79
UTAH CLASSIC (Salt Lake City, Utah)			
D.12	vs. Nevada-Reno	W	86-65
D.13	at Utah	L	89-98
D.15	at (5) UCLA	L	86-101
D.17	Central Michigan (PG)	W	73-59
D.19	San Diego (PG)	W	78-62
D.27	at Nevada-Reno	L	89-90
D.30	St. Francis (Pa.) (PG)	W	95-87
J.2	New Mexico (SA)	W	78-58
J.5	Colorado (SA)	W	78-72
J.8	Iowa State (PG)	W	92-78
J.10	Portland State (PG)	W	110-80
J.15	at UC-Santa Barbara	L	78-83
J.24	*Cal State Fullerton (PG)	W	63-60
J.29	*Long Beach State (PG)	W	79-52
J.31	*Fresno State (PG)	W	103-84
F.5	*at San Jose State	W	73-71
F.8	*at Pacific (D)	L	64-70
F.12	*Pacific (PG)	L	62-68
F.14	*San Jose State (PG)	L	74-82
F.19	UC-Santa Barbara (PG)	L	73-76
F.21	*at Cal State Fullerton	L	61-71
F.26	*at Fresno State	L	82-87
F.28	*at Long Beach State	ot-W	67-62

PCAA TOURNAMENT (Stockton, Calif.)

M.6	vs. San Jose State (SF)	W	67-64
M.7	at Pacific (CH)	W	76-64

NCAA TOURNAMENT (Eugene, Ore.)

M.13	vs. (6) UCLA (FR)	L	64-74
Total Points			2,267-2,156

*-Pacific Coast Athletic Association (PCAA) game.

► 1976-77 • 13-15; 9-3 PCAA

Home: 9-4 Away: 4-9 Neutral: 0-2

Head Coach: Tim Vezie

Leading Scorers: Presnell Gilbert (G, Fr., 15.4, 6.5), Brian Fisherman (G/F, Sr., 14.7, 4.8), Joel Kramer (F, Jr., 11.3, 9.2), Mark Delsman (G, Sr., 8.9, 2.9), Will Connelly (F, Sr., 8.8, 5.2)

N.26	at (4) UCLA	L	64-74
N.29	Northern Arizona (PG)	W	89-65
SUN DEVIL CLASSIC (Tempe, Ariz.)			
D.3	at Arizona State	L	65-86
D.4	vs. Wichita State	L	62-75
D.8	at San Diego	L	63-67
D.11	(5) Nevada-Las Vegas (SA)	L	113-118
D.16	Boise State (PG)	W	78-68
D.20	at New Mexico	L	104-107

CABRILLO CLASSIC (San Diego Sports Arena)

D.28	LaSalle (SA)	L	84-88
D.29	Texas-El Paso (SA)	W	76-58
J.3	North Texas State (PG)	L	100-108
J.6	at (11) Arizona	L	77-80
J.8	at Drake	L	80-103
J.10	at Missouri	L	69-84
J.15	*at Cal State Fullerton	W	73-70
J.20	*Pacific (PG)	ot-W	83-76
J.22	*San Jose State (PG)	W	88-80
J.27	*at Fresno State	L	61-77
J.29	*at Long Beach State	L	83-85
J.31	*UC Santa Barbara (PG)	W	76-66
F.5	*Cal State Fullerton (PG)	W	61-59
F.12	*at UC Santa Barbara	W	87-76
F.17	*Long Beach State (PG)	L	73-75
F.19	*Fresno State (PG)	W	80-58
F.24	*at San Jose State	W	73-64
F.26	*at Pacific	W	64-63

PCAA TOURNAMENT (Anaheim, Calif.)

M.2	Fresno State (PG) (FR)	W	51-41
M.5	vs. San Jose State (SF)	L	74-75
Total Points			2,151-2,146

*-Pacific Coast Athletic Association (PCAA) game.

► 1977-78 • 19-9; 11-3 PCAA

Home: 12-1, Away: 6-6, Neutral: 1-2

Head Coach: Tim Vezie

Leading Scorers: Kim Goetz (F, Jr., 16.9, 2.8), Joel Kramer (F, Sr., 13.5, 9.1), Steve Malovic (C, Jr., 13.1, 7.8), Mike Dodd (G, Jr., 14.1, 2.3), Hilton Hale (4.8, 2.5)

N.25	Drake (SA)	W	100-72
D.2	Arizona (SA)	L	79-80
D.3	Nevada-Reno (SA)	W	113-88
D.10	at (10) Nevada-Las Vegas	L	95-101
DAYTON INVITATIONAL (Dayton, Ohio)			
D.16	at Dayton	L	71-80
D.17	vs. Oregon	L	89-91
D.19	at Toledo	L	66-75
D.23	Brigham Young (SA)	W	104-88

CABRILLO CLASSIC (San Diego Sports Arena)

D.29	Fordham (SA)	W	104-74
D.30	Purdue (SA)	W	91-84
J.7	at Arizona State	W	77-74
J.9	at Northern Arizona	W	76-69
J.12	*at Pacific	L	71-72
J.14	*at San Jose State	W	68-66
J.19	UC Irvine (SA)	W	90-65
J.21	*at Fresno State	L	49-59
J.26	*Fullerton State (SA)	W	94-69
J.28	*UC Santa Barbara (SA)	W	80-56
F.2	*Long Beach State (SA)	W	88-82
F.4	*at Long Beach State	L	79-89
F.9	*at UC Santa Barbara	W	87-71
F.11	*at Fullerton State	W	76-70
F.16	*Fresno State (SA)	W	45-41
F.18	*at UC Irvine	W	48-42
F.23	*San Jose State (SA)	W	81-77
F.25	*Pacific (SA)	W	84-69

PCAA TOURNAMENT (SF in Anaheim, Calif.)

M.2	vs. UC Santa Barbara (FR)	W	96-70
M.3	vs. Fullerton State (SF)	L	50-64
Total Points			2,251-2,038

*-Pacific Coast Athletic Association (PCAA) game.

► 1978-79 • 15-12; 4-8 Western Athletic

Home: 13-4, Away: 2-8

Head Coach: Tim Vezie

Starting Lineup: Kim Goetz (F, Sr., 20.5, 4.4), Steve Malovic (C,

Year-By-Year Results

SAN DIEGO STATE



BASKETBALL

Sr., 17.4, 9.8), Mike Dodd (G, Sr., 12.6, 3.7), Tony Gwynn (G, So., 9.7, 2.3), Presnell Gilbert (F, Jr., 11.2, 5.4)

N.24	at Oregon	L	64-75
N.28	Idaho State (SA)	W	104-83
D.1	Wisconsin-Parkside (SA)	W	79-61
D.5	at (17) San Francisco	W	77-75
D.9	Toledo (SA)	W	65-57
D.16	at (5) UCLA	L	73-97
D.21	Missouri (SA)	W	83-77
D.23	(7) Kansas (SA)	W	81-69

CABRILLO CLASSIC (San Diego Sports Arena)

D.29	Stanford (SA)	L	84-85
D.30	Pennsylvania (SA)	W	110-86
J.4	Nevada-Las Vegas (SA)	L	80-85
J.5	Portland State (SA)	W	88-54
J.12	*at Wyoming	L	71-78
J.13	*at Colorado State	L	76-82
J.16	Cal State Northridge (SA)	W	82-73
J.22	Arizona State (SA)	W	80-73
J.25	*New Mexico (SA)	W	78-72
J.27	*Texas-El Paso (SA)	W	62-61
F.2	*at Utah	L	74-76
F.3	*at Brigham Young	L	80-88
F.9	*Colorado State (SA)	W	90-83
F.10	*Wyoming (SA) (D)	W	79-71
F.17	at Nevada-Las Vegas	W	94-91
F.23	*at Texas-El Paso	L	66-79
F.24	*at New Mexico	L	78-84
M.1	*Brigham Young (SA)	L	95-96
M.3	*Utah (SA)	L	87-100
Total Points			2,180-2,111

* -Western Athletic Conference game.

► 1979-80 • 6-21; 3-11 Western Athletic

Home: 6-11, Away: 0-10

Head Coach: Smokey Gaines

Starting Lineup: Eddy Gordon (F, Fr., 13.1, 8.9), Joe Mendoza (G, Jr., 12.0, 2.5), Tony Gwynn (G, Jr., 11.1, 2.7), Drew Head (C, Jr., 5.1, 4.2), Chris Holden (F, So., 8.3, 6.0)

D.1	Fort Hays State (PG)	W	101-77
D.4	San Diego (SA)	ot-W	67-58
D.6	at Idaho State	L	87-99
D.8	at (19) Kansas	L	66-79
D.11	Northern Arizona (SA)	L	90-94
D.13	Oklahoma State (SA)	W	104-100
D.18	Cal State Fullerton (SA)	L	53-68
D.22	San Francisco (SA)	L	77-91

CABRILLO CLASSIC (San Diego Sports Arena)

D.28	Brown (SA)	L	64-71
D.29	Tennessee (SA)	L	77-96
J.3	*Colorado State (SA)	W	86-71
J.5	*Wyoming (SA)	W	65-57
J.8	*Hawai'i (SA)	ot-L	76-78
J.11	at Nevada-Las Vegas	L	86-88
J.17	*at Texas-El Paso	L	68-73
J.19	*at New Mexico	L	72-73
J.24	*(20) Brigham Young (SA)	L	91-123
J.26	*Utah (SA) (D) (TV)	L	83-102
J.31	*at Wyoming	L	58-79
F.2	*at Colorado State	L	66-68
F.5	Nevada-Las Vegas (SA)	L	86-98
F.9	*at Hawai'i	L	69-79
F.14	*New Mexico (SA)	W	76-74
F.16	*Texas-El Paso (SA)	L	88-94
F.23	Grand Canyon (SA)	L	68-86
F.28	*at Utah	L	91-112
M.1	*at (12) Brigham Young	L	81-114
Total Points			2,096-2,302

* -Western Athletic Conference game. PG - Indicates game played at Peterson Gym, all other home games played at the San Diego Sports Arena.

► 1980-81 • 15-12; 8-8 Western Athletic

Home: 9-5, Away: 6-7

Head Coach: Smokey Gaines

Starting Lineup: Zack Jones (G, Jr., 17.1, 3.6), Michael Cage (F, Fr., 10.9, 13.1), Eddy Gordon (F, So., 8.2, 6.2), Tony Gwynn (G, Sr., 9.5, 1.5), Drew Head (C, Sr., 3.1, 2.7)

N.29	at UC Santa Barbara	W	67-57
D.2	San Diego (SA)	W	60-52
D.4	Idaho State (PG)	W	96-80
D.11	at Northern Arizona	L	68-76
D.13	at Cal State-Fullerton	W	70-64
D.27	at Long Beach State	W	71-68

CABRILLO CLASSIC (San Diego Sports Arena)

D.29	LaSalle (SA)	W	93-67
D.30	(1) DePaul (SA)	L	69-85
J.2	*Wyoming (SA)	L	51-69
J.5	*Colorado State (SA)	W	78-66
J.7	Navy (SA)	W	90-77
J.8	*at (17) Brigham Young	L	73-84
J.10	*at (18) Utah (D)	L	74-97
J.15	*Air Force (SA)	W	58-43
J.17	Nevada-Las Vegas (SA)	L	77-78
J.30	*at New Mexico	L	98-100
J.31	*at Texas-El Paso	L	66-81
F.5	*at Colorado State	W	53-51
F.7	*at Wyoming (D)	L	57-102
F.12	*(6) Utah (SA)	L	53-62
F.14	*(15) Brigham Young (SA)	W	73-72
F.20	at Nevada-Las Vegas	L	67-68
F.21	*at Air Force	2ot-W	63-61
F.24	*Hawai'i (SA)	W	90-77
F.28	*at Hawai'i	W	80-65
M.5	*Texas-El Paso (SA)	L	70-72
M.7	*New Mexico (SA)	W	92-84
Total Points			1,957-1,958

* -Western Athletic Conference game.

► 1981-82 • 20-9; 11-5 Western Athletic

NIT - FIRST ROUND

Home: 16-2, Away: 4-7

Head Coach: Smokey Gaines

Starting Lineup: Keith Smith (G, Jr., 12.8, 2.7), Zack Jones (G, Sr., 12.3, 3.3), Michael Cage (F, So., 11.0, 8.8), Leonard Allen (C, Fr., 4.5, 3.7), Eddie Morris (F, Jr., 7.7, 1.9)

N.27	UC-Santa Barbara (PG)	W	95-60
N.30	UC-San Diego (PG)	W	105-70
D.3	at (13) Arkansas	L	68-85
D.5	at (20) Georgetown (D)	L	53-71
D.8	Cal State Los Angeles (PG)	W	99-60
D.10	San Diego (SA)	W	41-36
D.12	Oregon (SA)	W	87-74
D.22	Long Beach State (SA)	W	92-84

CABRILLO CLASSIC (San Diego Sports Arena)

D.29	Baylor (SA)	W	77-54
D.30	Temple (SA)	W	75-64
J.2	at Nevada-Las Vegas	L	71-77
J.9	*at Hawai'i	L	63-70
J.14	*New Mexico (SA)	W	78-62
J.16	*Texas-El Paso (SA)	W	65-61
J.21	*at Wyoming	L	64-77
J.23	*at Colorado State	W	57-50
J.25	*at Air Force	W	58-57
J.28	*Brigham Young (SA)	W	80-66
J.30	*Utah (SA)	W	75-62
F.4	*Air Force (SA)	W	67-55
F.6	Nevada-Las Vegas (SA)	W	81-68
F.13	*Hawai'i (SA)	W	79-60
F.18	*at Texas-El Paso	ot-L	60-62
F.20	*at New Mexico	W	86-79
F.25	*at Utah	W	74-72
F.27	*at Brigham Young (D)	L	66-106
M.4	*Colorado State (SA)	W	68-62
M.6	*Wyoming (SA)	ot-L	64-66

NATIONAL INVITATION TOURNAMENT

M.12	UC-Irvine (SA)	L	69-70
Total Points			2,117-1,940

* -Western Athletic Conference game.

► 1982-83 • 18-10; 8-8 Western Athletic

Home: 14-3, Away: 4-7

Head Coach: Smokey Gaines

Starting Lineup: Michael Cage (F, Jr., 19.5, 12.6), Keith Smith (G, Sr., 11.5, 2.1), Anthony Watson (G, Fr., 11.4, 1.9), Eddie Morris (F, Sr., 9.6, 3.7), Leonard Allen (C, So., 6.9, 6.0)

N.26	San Francisco State (PG)	W	75-58
D.1	at Long Beach State	W	93-80
D.4	Prairie View A&M (SA)	W	105-83
D.7	Doane College (PG)	W	100-88
D.9	San Diego (SA)	W	47-45
D.11	at Oregon	W	49-47
D.21	Howard (PG)	W	89-61
D.23	at Arizona	L	44-46

CABRILLO CLASSIC (San Diego Sports Arena)

D.29	Florida State (SA)	W	89-85
D.30	(16) Villanova (SA)	L	57-63
J.6	St. Mary's (PG)	W	80-55
J.14	*at Brigham Young	L	74-96
J.15	*at Utah	L	57-64

J.22	*at Hawai'i	L	75-98
J.27	*Colorado State (PG)	W	59-45
J.29	*Wyoming (SA)	W	64-57
J.31	*Air Force (SA)	W	71-47
F.3	*at New Mexico	W	61-37
F.5	*at Texas-El Paso (D)	L	50-52
F.9	*Utah (SA)	W	63-61
F.12	*Brigham Young (SA)	L	67-69
F.19	*Hawai'i (SA)	W	74-71
F.22	Long Beach State (SA)	W	91-76
F.24	*at Wyoming	L	56-66
F.26	*at Air Force	W	64-58
F.28	*at Colorado State	L	55-70
M.3	*Texas-El Paso (SA)	L	66-68
M.5	*New Mexico (SA) (D)	W	77-73
Total Points			1,952-1,819

* -Western Athletic Conference game.

► 1983-84 • 15-13; 6-10 Western Athletic

Home: 11-5, Away: 3-8, Neutral: 1-0

Head Coach: Smokey Gaines

Starting Lineup: Michael Cage (F/C, Sr., 24.5, 12.6), Leonard Allen (C, Jr., 8.7, 7.0), Jeff Konek (F, Jr., 8.3, 2.1), Andre Ross (F, Jr., 5.5, 5.2), Anthony Watson (G, So., 10.5, 2.8)

N.28	at St. Mary's	ot-W	72-67
D.3	UC Irvine (SA)	L	76-79
D.6	Long Beach State (SA)	W	91-76

FIRST TULSA CLASSIC (Tulsa, Okla.)

D.9	vs. Oklahoma City	W	68-58
D.10	at Tulsa	L	80-91
D.17	Arizona (SA)	W	90-80
D.20	at Texas	W	91-77
D.27	Oral Roberts (SA)	ot-W	85-75

CABRILLO CLASSIC (San Diego Sports Arena)

D.29	East Tennessee State (SA)	W	80-58
D.30	Virginia (SA)	L	65-81
J.3	Navy (SA)	W	88-81
J.5	San Diego (SA)	W	61-47
J.12	*at (8) Texas-El Paso	L	59-75
J.14	*at New Mexico	W	74-68
J.19	*Utah (SA)	L	68-74
J.21	*Brigham Young (SA)	W	79-75
J.28	*Hawai'i (SA) (D)	W	73-68
F.2	*at Air Force	L	43-55
F.4	*at Colorado State	L	63-68
F.6	*at Wyoming	ot-L	73-83
F.9	*(7) Texas-El Paso (SA)	W	73-62
F.11	*New Mexico (SA) (D)	W	61-60
F.16	*at Brigham Young	ot-L	92-94
F.18	*at Utah	L	63-72
F.25	*at Hawai'i	L	55-57
F.29	*Colorado State (PG)	L	59-61
M.1	*Wyoming (SA)	L	64-65
M.3	*Air Force (SA)	W	74-58
Total Points			2,020-1,965

* -Western Athletic Conference game.

► 1984-85 • 23-8; 11-5 Western Athletic

NCAA TOURNAMENT - FIRST ROUND

Home: 12-3, Away: 8-4, Neutral: 3-1

Head Coach: Smokey Gaines

Starting Lineup: Leonard Allen (C, Sr., 14.6, 8.1), Anthony Watson (G, Jr., 17.5, 3.3), Michael Kennedy (F/G, Sr., 10.8, 5.3), Creon Dorsey (G, Jr., 8.3, 3.7), Andre Ross (F, Sr., 8.7, 4.7)

N.29	at UC Irvine	W	86-77
D.1	Morgan State (SA)	W	128-68
D.6	San Diego (SA)	W	57-53
D.11	UC Santa Barbara (SA)	W	84-69
D.15	at Long Beach State	W	62-60

UNLV ROUNDUP (Las Vegas, Nev.)

D.20	vs. McNeese State	W	91-85
D.21	vs. SW Louisiana	W	86-73
D.22	Texas (SA)	W	71-65

CABRILLO CLASSIC (San Diego Sports Arena)

D.28	Texas Christian (SA)	L	70-72
D.29	Michigan State (SA)	L	61-77
J.3	*at Wyoming	W	60-57
J.5	*at Air Force	W	88-73
J.10	*Utah (SA)	W	76-67
J.12	*Brigham Young (SA)	W	89-70
J.18	*at New Mexico	L	85-94
J.19	*at Texas-El Paso	L	81-87
J.22	at U.S. International	W	112-74
J.24	*at Hawai'i	W	70-66
J.28	*Air Force (SA)	W	74-64

Year-By-Year Results

SAN DIEGO STATE



BASKETBALL

J.31	*at Brigham Young	W	77-71
F.2	*at Utah	L	65-67
F.7	*Colorado State (SA)	W	75-72
F.9	*Wyoming (SA)	W	79-70
F.12	Long Beach State (SA)	W	86-69
F.14	*Texas-El Paso (SA)	W	76-63
F.16	*New Mexico (SA)	W	99-80
F.21	*Hawaii (SA)	L	68-69
F.23	*at Colorado State	L	72-78
WAC CHAMPIONSHIP (El Paso, Texas)			
M.8	vs. (#3) New Mexico (SF)	W	98-84
M.9	at (#1) Texas-El Paso (CH)	W	87-81
NCAA TOURNAMENT (Salt Lake City, Utah)			
M.14	vs. (9) (#4) Nevada-Las Vegas (FR)	L	80-85
Total Points			2,493-2,240

* -Western Athletic Conference game.

► 1985-86 • 10-19; 7-9 Western Athletic

Home: 7-5, Away: 1-11, Neutral: 2-3

Head Coach: Smokey Gaines

Starting Lineup: Anthony Watson (G, Sr., 22.5, 5.1), John Martens (F, Sr., 12.2, 7.3), Creon Dorsey (G, Sr., 8.2, 2.8), Kevin Brown (C, Fr., 2.9, 4.6), Steffond Johnson (F, Sr., 15.7, 8.4)

SUN-MET CLASSIC (Fresno, Calif.)

N.29	vs. Louisiana Tech	L	72-74
N.30	vs. Eastern Washington	ot-L	79-81
D.3	at Arkansas	L	64-76
D.4	at Oral Roberts	L	77-89
D.12	at Arizona	L	66-72
D.14	San Diego (SA)	L	64-81

UNLV REBEL ROUNDUP (Las Vegas, Nev.)

D.20	at (12) Nevada-Las Vegas	L	85-105
D.21	vs. Florida	W	63-62

HOLIDAY BOWL CLASSIC (San Diego Sports Arena)

D.27	UNC Charlotte (SA)	L	76-77
D.28	Fresno State (SA)	L	49-61
J.2	*Air Force (SA)	W	69-50
J.4	*Colorado State (SA)	W	72-56
J.10	*at Utah	ot-L	89-93
J.11	*at Brigham Young	L	70-82
J.16	*New Mexico (SA)	W	71-68
J.18	*at (17) Texas-El Paso (SA)	W	67-66
J.23	*at Hawaii	L	80-83
J.27	*Wyoming (SA)	W	88-82
J.30	*at Colorado State	L	72-75
J.31	*at Air Force	W	69-63

F.6	*Brigham Young (SA)	L	71-81
F.8	*Utah (SA)	L	58-59
F.13	*at Wyoming	L	71-89
F.15	*Hawaii (SA) (D)	W	80-70
F.20	U.S. International (SA)	W	138-93
F.27	*at Texas-El Paso	L	64-91
M.1	*at New Mexico	ot-L	92-95

WAC CHAMPIONSHIP (Laramie, Wyo.)

M.6	vs. (#3) Utah (QF)	W	73-71
M.7	vs. (#2) Texas-El Paso (SF)	L	76-78
Total Points			2,165-2,223

* -Western Athletic Conference game.

► 1986-87 • 5-25; 2-14 Western Athletic

Home: 5-12, Away: 0-10, Neutral: 0-3

Head Coach: Smokey Gaines

Starting Lineup: Rodney Hawkins (F, Jr., 9.2, 6.0), Josh Lowery (G, So., 11.8, 2.1), Gerald Murray (C, Jr., 10.1, 7.9), Tony Ross (G, Fr., 16.3, 2.2), Juan Espinoza (F, Jr., 7.2, 4.2)

D.1	at UC Santa Barbara	L	70-87
D.4	(20) Arizona (SA)	L	78-110
D.11	San Diego (SA)	L	67-83
D.13	Cal State Los Angeles (SA)	W	64-60

VOLUNTEER CLASSIC (Knoxville, Tenn.)

D.19	vs. UNC Charlotte	L	66-81
D.20	vs. Ball State	L	84-86
D.22	at Memphis State	L	75-101

HOLIDAY BOWL CLASSIC (San Diego Sports Arena)

D.27	Manhattan (SA)	W	77-69
D.28	Mississippi (SA)	L	77-88
D.29	Northern Iowa (SA)	L	66-68
J.3	*New Mexico (SA)	L	84-88
J.5	*Texas-El Paso (SA)	L	58-77
J.8	*at Air Force	L	75-86
J.10	*at Colorado State	L	79-84
J.15	*at Brigham Young	L	82-94
J.17	*at Utah (D)	L	65-93
J.22	*Wyoming (SA)	L	70-79
J.26	*at Hawaii	L	67-76

J.29	U.S. International (SA)	L	81-87
J.31	Miami (Fla.) (SA)	ot-L	82-83
F.5	*Colorado State (SA)	L	62-64
F.7	*Air Force (SA)	L	77-81
F.13	at Texas-El Paso	L	73-79
F.14	*at New Mexico	L	66-76
F.19	*at Wyoming	L	73-85
F.21	*Hawaii (SA)	W	92-89
F.26	*Brigham Young (SA)	L	68-85
F.28	*Utah (SA)	W	75-62
WAC CHAMPIONSHIP (QF in Albuquerque, N.M.)			
M.3	(#8) Hawaii (FR) (SA)	W	93-90
M.5	vs. (#1) Texas-El Paso (QF)	L	65-85
Total Points			2,211-2,476

* -Western Athletic Conference game.

► 1987-88 • 12-17; 5-11 Western Athletic

Home: 9-6, Away: 2-8, Neutral: 1-3

Head Coach: Jim Brandenburg

Starting Lineup: Rodney Hawkins (F, Sr., 12.1, 7.9), Bryan Williams (G, Jr., 9.7, 2.9), Tony Ross (G, So., 15.9, 3.2), Sam Johnson (F, Jr., 6.7, 4.2), Mitch McMullen (C, Jr., 13.0, 6.1)

SUN MET CLASSIC (Fresno, Calif.)

N.27	vs. Kansas State	L	68-79
N.28	vs. Northern Arizona	W	78-73
D.1	Cal Poly Pomona (SA)	W	76-65

KACTUS KLASSIC (Tempe, Ariz.)

D.4	at Arizona State	L	68-91
D.5	vs. Tulsa	L	59-67
D.10	U.S. International (SA)	W	103-68
D.19	San Diego (SA)	L	53-76
D.21	Dartmouth (SA)	W	86-59
D.23	Rhode Island (SA)	ot-L	76-77

HOLIDAY BOWL CLASSIC (San Diego Sports Arena)

D.27	Bucknell (SA)	W	87-70
D.28	Texas Tech (SA)	W	72-63
J.7	*at Utah	L	56-83
J.9	*at Brigham Young	L	65-92
J.14	*at (18) New Mexico (SA)	W	64-59
J.16	*Texas-El Paso (SA)	L	53-75
J.21	*at Air Force	L	57-60
J.22	*at Colorado State	L	54-78
J.28	*Wyoming (SA)	L	56-57

F.1	*at Hawaii	W	59-58
F.6	at Miami (Fla.)	W	56-49
F.12	*at New Mexico	L	85-93
F.13	*at Texas-El Paso	L	61-68
F.18	*at (7) Brigham Young (SA)	ot-W	82-80
F.20	*Utah (SA) (D)	L	48-50
F.25	*Hawaii (SA)	W	74-71
F.27	*at (16) Wyoming (D)	L	59-85
M.3	*Colorado State (SA)	L	59-76
M.5	*Air Force (SA)	W	79-67

WAC CHAMPIONSHIP (Provo, Utah)

M.10	vs. (14) (#2) Wyoming (QF)	L	76-83
Total Points			1,969-2,072

* -Western Athletic Conference game. All home games played at the San Diego Sports Arena.

► 1988-89 • 12-17; 4-12 Western Athletic

Home: 11-6, Away: 1-10, Neutral: 0-1

Head Coach: Jim Brandenburg

Starting Lineup: Mitch McMullen (C, Sr., 14.6, 7.9), Shawn Bell (F, Sr., 12.2, 6.0), Michael Best (G, Jr., 12.5, 4.4), Sam Johnson (F, Sr., 9.4, 6.7), Bryan Williams (G, Sr., 8.7, 2.3)

N. 26	Delaware (SA)	W	74-61
N. 29	at Baylor	W	83-58
D. 2	UC-Irvine (SA)	W	102-88
D. 5	at Texas Tech	L	43-58
D. 17	at Arizona State	L	72-77

MCDONALD'S CLASSIC (San Diego Sports Arena)

D.20	Hardin-Simmons (SA)	W	88-59
D.21	(16) Tennessee (SA)	L	75-77
D.27	St. Francis (N.Y.) (SA)	W	91-72
D.29	(7) North Carolina (SA)	L	92-103
D.31	Vermont (SA)	W	83-76
J.5	*Colorado State (SA)	W	62-57
J.7	*Air Force (SA)	W	64-61
J.12	*at Brigham Young	L	81-85
J.14	*at Utah	L	61-80
J.19	*Texas-El Paso (SA)	L	65-76
J.21	*New Mexico (SA) (D) (WAC-TV)	L	76-83
J.26	*at Hawaii	L	62-65
J.30	*Wyoming (SA)	W	69-61
F.2	*at Colorado State	L	47-67

F.4	*at Air Force (D) (WAC-TV)	L	69-87
F.9	*Brigham Young (SA) (ESPN)	W	89-74
F.11	*Utah (SA) (D) (WAC-TV)	L	77-80
F.16	*Hawaii (SA)	L	60-73
F.18	*at Wyoming	L	67-71
F.22	Florida International (SA)	W	93-78
F.25	U.S. International (SA)	W	97-82
M.2	*at New Mexico	L	72-102
M.4	*at Texas-El Paso	L	69-93
WAC CHAMPIONSHIP (Salt Lake City, Utah)			
M.9	at (#8) Utah (FR)	L	57-70
Total Points			2,140-2,174

* -Western Athletic Conference game.

► 1989-90 • 13-18; 4-12 Western Athletic

Home: 10-6, Away: 1-10, Neutral: 2-2

Head Coach: Jim Brandenburg

Starting Lineup: Shawn Jamison (C, Jr., 16.8, 6.9), Rodney Jones (G, Sr., 4.1, 2.3), Marty Dow (C, Jr., 12.3, 6.1), Vern Thompson (G/F, Jr., 4.5, 2.5), Michael Best (G, Sr., 11.1, 4.0)

MAUI CLASSIC (Maui, Hawaii)

N.24	vs. Villanova (D)	L	58-66
N.25	vs. James Madison (D)	L	53-56
N.26	at Chaminade (D)	W	63-49
N.30	UC-Riverside (SA)	W	67-61
D.4	Texas Tech (SA)	W	51-50
D.6	San Diego (SA)	W	85-75
D.9	USC (SA)	W	79-73
D.16	at UC Irvine	L	62-75

UAB CLASSIC (Birmingham, Ala.)

D.22	vs. Southwest Texas State	W	67-53
D.23	at Alabama-Birmingham	L	46-91

TEXACO STAR CLASSIC (Sports Arena)

D.27	Niagara (SA)	W	78-67
D.28	Villanova (SA)	L	52-57
D.30	Central Connecticut (SA)	W	70-60
J.4	*Utah (SA)	W	67-60
J.6	*Brigham Young (SA)	L	60-63
J.11	*at Wyoming	L	60-76
J.13	*at Air Force	L	72-68
J.18	*New Mexico (SA)	W	78-62
J.20	*Texas-El Paso (SA)	L	63-71
J.25	*at Hawaii	L	63-75
J.29	*Wyoming (SA)	W	68-59

F.1	*at Brigham Young	L	58-75
F.3	*at Utah (D) (WAC-TV)	L	49-61
F.10	U.S. International (SA)	W	108-97
F.15	*Air Force (SA)	L	59-65
F.18	*Colorado State (SA) (Prime Ticket)	L	57-64
F.22	*at Texas-El Paso	L	55-70
F.24	*at New Mexico	L	69-91
M.1	*Hawaii (SA)	L	61-74
M.3	*at Colorado State	L	45-62

WAC CHAMPIONSHIP (El Paso, Texas)

M.7	vs. (#9) Air Force (FR)	ot-L	64-70
Total Points			1,987-2,096

* -Western Athletic Conference game.

► 1990-91 • 13-16; 6-10 Western Athletic

Home: 10-6, Away: 2-9, Neutral: 1-1

Head Coach: Jim Brandenburg

Starting Lineup: Marty Dow (C, Sr., 17.0, 9.5), Arthur Massey (G, Sr., 14.6, 4.4), Vern Thompson (G/F, Sr., 5.1, 2.6), Chris McKinney (G, Fr., 5.4, 2.1), Courtie Miller (F, Fr., 6.8, 2.6)

N.24	at (5) North Carolina	L	63-99
N.27	San Diego (SA)	L	74-75
D.4	at Baylor	L	66-77
D.6	Midwestern State (PG)	W	95-58
D.8	Cal Poly Pomona (PG)	W	94-78
D.15	UC Irvine (PG) (Prime Ticket-TD)	W	87-73

TEXACO STAR CLASSIC (San Diego Sports Arena)

D.21	Arkansas State (SA)	W	59-57
D.22	Lamar (SA)	L	70-71
D.27	Baylor (SA)	W	84-70
D.29	at (10) UCLA (Prime Ticket-TD)	L	74-94
J.3	*Brigham Young (SA) (ESPN)	L	61-73
J.5	*Utah (SA)	L	62-68
J.10	*at Air Force	W	52-48
J.12	*at Colorado State	L	51-61
J.17	*New Mexico (SA) (Prime Ticket-TD)	W	52-51
J.19	*Texas-El Paso (SA) (Prime Ticket)	W	58-55
J.24	*at New Mexico	L	68-79
J.19	*at Texas-El Paso	L	67-73
F.3	*Wyoming (SA) (Prime Ticket)	2ot-W	87-84
F.7	*at Brigham Young	L	55-75

Year-By-Year Results

SAN DIEGO STATE



BASKETBALL

F.9	*at (17) Utah	L	60-67
F.14	*Colorado State (SA)	L	50-67
F.16	*Air Force (SA)	W	76-59
F.21	*Hawai'i (SA)	ot-L	79-84
F.23	*at Wyoming	W	95-83
F.27	U.S. International (SA)	W	123-103
M.2	*at Hawai'i	L	58-65
WAC CHAMPIONSHIP (Laramie, Wyo.)			
M.6	vs. (#9) Air Force (FR)	W	58-51
M.7	vs. (#8) (F1) Utah (QF)	L	56-67
Total Points 2,034-2,065			

* -Western Athletic Conference game.

► 1991-92 • 2-26; 0-16 Western Athletic

Home: 1-13, Away: 0-13, Neutral: 1-0

Head Coach: Jim Brandenburg

Starting Lineup: Joe McNaull (C, So., 13.1, 7.9), Courtie Miller (F, So., 10.8, 3.5), Nelson Stewart (F, Sr., 7.5, 5.7), Ray Barefield (G, Sr., 6.1, 2.9), Virgil Smith (G, Jr., 4.6, 1.9)

N.22	at San Diego (SA)	L	57-60
N.24	Richmond (SA)	L	68-78
N.30	at UC Irvine	L	64-79

TEXAS LONGHORN CLASSIC (Austin, Texas)

D.6	vs. Texas Southern	W	79-64
D.7	at Texas	L	58-85
D.14	(3) UCLA (SA) (Prime Ticket-TD)	L	64-84

TEXACO STAR CLASSIC (San Diego Sports Arena)

D.20	Florida A&M (SA)	W	94-90
D.21	South Carolina (SA) (Prime Ticket-TD)	ot-L	69-71
D.28	at Southern Utah	L	82-104
D.30	at Nevada-Las Vegas	L	72-88
J.2	Yale (SA)	L	62-69
J.9	*Wyoming (SA) (Prime Ticket)	L	72-85
J.11	Southern Utah (SA)	L	78-87
J.16	*at New Mexico	L	68-90
J.18	*at (23) Texas-El Paso (ESPN)	L	58-72
J.23	*at (19) Texas-El Paso (SA)	L	54-77
J.25	*New Mexico (SA) (D) (Prime Ticket)	L	61-71
J.30	*at Colorado State	L	63-76
F.1	*at Air Force (ESPN)	L	47-65
F.6	*Brigham Young (SA) (Prime Ticket-TD)	L	59-89
F.8	*Utah (SA)	L	53-72
F.13	*at Wyoming	L	66-92
F.15	*Hawai'i (SA) (D) (Prime Ticket)	L	58-66
F.20	*Air Force (SA)	L	58-60
F.22	*Colorado State (SA) (D) (Prime Ticket-TD)	L	66-74
F.27	*at Utah	L	70-84
F.29	*at Brigham Young	L	78-98
M.6	*at Hawai'i	L	54-69
Total Points 1,832-2,199			

* -Western Athletic Conference game.

► 1992-93 • 8-21; 3-15 Western Athletic

Home: 6-9, Away: 1-10, Neutral: 1-2

Head Coach: Tony Fuller

Starting Lineup: Joe McNaull (C, Jr., 11.7, 8.2), Chris Walters (G, Jr., 9.0, 2.4), Jason Hamilton (G, Fr., 8.4, 3.3), Keith Balzer (F, Sr., 9.9, 5.9), Courtie Miller (F, Jr., 10.7, 3.4)

D.1	vs. San Diego (SA)	L	60-85
D.4	Cal Poly Pomona (PG)	W	72-68
D.8	at Arizona State	L	64-67
D.10	Westmont (PG)	W	106-91
D.12	(22) Nevada-Las Vegas (PG) (Prime Ticket-TD)	L	77-89

TEXACO STAR CLASSIC (Peterson Gym)

D.18	North Florida (PG) (D)	W	90-79
D.19	Washington State (PG) (Prime Ticket)	L	51-73
D.22	at Lamar	L	65-90
D.28	UC Riverside (PG)	W	63-52
J.3	*at Hawai'i (Prime Ticket)	L	67-81
J.7	*at Wyoming	L	54-77
J.9	*at Colorado State (D)	L	67-82
J.15	*Texas-El Paso (PG)	L	54-76
J.17	*New Mexico (PG) (D) (Prime Ticket)	L	52-77
J.21	*at Brigham Young (ESPN)	L	64-76
J.23	*at (22) Utah	L	53-78
J.28	*Air Force (PG)	W	59-51
J.30	*Fresno State (PG) (D) (Prime Ticket)	L	67-72
F.4	*at Air Force	W	76-62
F.6	*at Fresno State	L	70-78
F.11	* (16) Utah (PG) (Prime Ticket-TD)	L	77-88
F.13	*Brigham Young (PG) (D) (Prime Ticket)	L	73-80
F.18	*at Texas-El Paso	L	60-77
F.20	*at New Mexico	L	55-71
F.25	*Wyoming (PG)	W	64-62
F.27	*Colorado State (PG) (D)	L	78-79

M.6	*Hawai'i (PG) (D) (Prime Ticket)	L	58-72
WAC CHAMPIONSHIP (Salt Lake City, Utah)			
M.10	vs. (#8) Wyoming (FR)	W	59-57
M.11	at (15) (F1) Utah (QF)	L	64-85
Total Points 1,915-2,175			

* -Western Athletic Conference game.

► 1993-94 • 12-16; 6-12 Western Athletic

Home: 7-6, Away: 4-9, Neutral: 1-1

Head Coach: Tony Fuller

Starting Lineup: Carlus Groves (F, Sr., 18.3, 6.5), Chad Nelson (G, Fr., 5.7, 2.7), Derric Croft (G, Jr., 13.1, 6.5), Marc Carter (F, Jr., 12.1, 5.6), Chris Walters (G, Sr., 7.3, 2.6)

N.11	Cal Poly Pomona (PG)	W	86-58
D.2	Westmont (PG)	W	104-80
D.4	at Pepperdine (D) (Prime Ticket)	L	61-89
D.7	at USC (Prime Ticket-TD)	L	56-75
D.11	Southern Utah (PG) (D)	W	70-69
D.21	at CSU Northridge	ot-W	90-85
D.23	at Loyola Marymount	ot-W	88-84
J.3	*Hawai'i (PG)	L	73-78
J.8	*Colorado State (PG)	L	60-74
J.10	*Wyoming (PG)	W	73-71
J.13	*at New Mexico	L	59-72
J.15	*at Texas-El Paso	L	64-83
J.20	*Brigham Young (PG) (Prime Ticket-TD)	ot-L	82-83
J.22	*Utah (PG) (Prime Ticket)	W	76-73
J.27	*at Fresno State	L	59-76
J.29	*at Air Force	W	68-60
F.3	*Fresno State (PG)	L	79-93
F.5	*Air Force (PG)	W	82-69
F.10	*at Brigham Young	L	87-101
F.12	*at Utah	L	62-77
F.17	*New Mexico (PG) (Prime Ticket-TD)	L	61-65
F.19	*Texas-El Paso (PG) (Prime Ticket-TD)	W	100-85
F.24	*at Colorado State	L	83-98
F.26	*at Wyoming (D)	L	70-85
M.3	CSU Northridge (PG)	L	87-95
M.5	*at Hawai'i (Prime Ticket-TD)	W	84-74

WAC CHAMPIONSHIP (Salt Lake City, Utah)

M.9	vs. (#8) Wyoming (FR)	W	54-51
M.10	vs. (#1) New Mexico (QF)	L	46-61
Total Points 2,064-2,164			

* -Western Athletic Conference game.

► 1994-95 • 11-17; 5-13 Western Athletic

Home: 9-5, Away: 1-11, Neutral: 1-1

Head Coach: Fred Trenkle

Starting Lineup: Marc Carter (F, Sr., 13.3, 6.7), Chad Nelson (G, So., 12.0, 4.2), Berry Randle (G, Jr., 11.3, 4.0), Ron Martin (F, Jr., 7.5, 3.4), Leon Carter (C, Jr., 6.6, 6.3)

N.28	Southern Cal College (PG)	W	76-54
N.30	Cal Poly Pomona (PG) (Prime Ticket)	W	80-71
D.3	at CSU Sacramento (D)	W	67-61
D.7	Loyola Marymount (PG)	L	67-75
D.9	at CSU Northridge	L	68-73
D.17	UC Riverside (PG)	W	65-62
D.20	at CSU Fullerton	ot-L	73-83
D.22	Pepperdine (PG)	W	61-58
J.2	*at Wyoming	L	56-64
J.4	*at Colorado State	L	64-80
J.7	*Texas-El Paso (PG) (Prime Ticket)	L	61-83
J.9	*New Mexico (PG)	ot-W	72-69
J.12	*at Brigham Young	L	57-66
J.14	*at Utah	L	56-67
J.19	*Air Force (PG) (Prime Ticket)	W	69-49
J.21	*Fresno State (PG) (Prime Ticket)	L	65-69
J.28	*at Hawai'i	L	62-91
F.4	*Hawai'i (PG)	L	58-65
F.9	*at Air Force	L	53-81
F.11	*at Fresno State	L	58-66
F.16	*Utah (PG)	L	51-61
F.18	*Brigham Young (PG)	W	58-52
F.23	*at Texas-El Paso	ot-L	71-73
F.25	*at New Mexico	L	42-67
M.2	*Wyoming (PG) (Prime Ticket)	W	52-51
M.4	*Colorado State (PG)	W	75-58

WAC CHAMPIONSHIP (Albuquerque, N.M.)

M.8	vs. (#8) Fresno State (FR)	W	71-57
M.9	vs. (22) (F1) Utah (QF)	L	63-72
Total Points 1,771-1,878			

* -Western Athletic Conference game.

► 1995-96 • 15-14; 8-10 Western Athletic

Home: 11-4, Away: 3-10, Neutral: 1-0

Head Coach: Fred Trenkle

Starting Lineup: Kareem Anderson (F, Sr., 13.7, 4.9), Paul Jarrett (F, Sr., 13.6, 5.3), Leon Carter (C, Sr., 12.9, 7.5), Chad Nelson (G, Jr., 11.6, 2.8), Raymond King (G, Fr., 7.7, 2.9)

N.24	Northwestern (SA) (D) (Prime Sports)	W	83-63
N.28	at Loyola Marymount	W	62-61
D.2	at San Diego (D) (Prime Sports)	L	65-69
D.5	CSU Fullerton (SA) (Prime Sports)	ot-L	83-85
D.8	Cal Poly Pomona (SA)	W	67-48
D.16	Westmont (SA)	W	79-78
D.22	at Ohio State	L	56-72
J.2	*Colorado State (SA)	W	87-67
J.4	*Wyoming (SA)	W	80-77
J.8	*at (25) New Mexico	L	74-77
J.10	*at Texas-El Paso	ot-W	72-71
J.13	*Brigham Young (PG) (Prime Sports)	W	83-76
J.15	* (15) Utah (SA) (Prime Sports)	L	59-67
J.18	*at Fresno State	L	67-79
J.20	*at Air Force	W	77-69
J.24	CSU Sacramento (SA)	W	85-55
J.28	*at Hawai'i	L	79-88
J.30	CSU Northridge (SA)	W	80-47
F.3	*Hawai'i (SA) (Prime Sports-TD)	W	103-94
F.8	*Fresno State (SA) (Prime Sports)	ot-L	89-99
F.10	*Air Force (SA)	W	81-72
F.15	*at Brigham Young	L	68-81
F.17	*at (7) Utah	L	74-88
F.22	*New Mexico (SA)	L	78-83
F.24	*Texas-El Paso (SA) (ESPN2)	W	72-69
F.29	*at Colorado State	L	74-87
M.2	*at Wyoming (15) (D)	L	68-69

WAC CHAMPIONSHIP (Albuquerque, N.M.)

M.6	vs. (#10) Air Force (D) (FR)	W	80-69
M.7	at (#2) New Mexico (QF)	L	75-94
Total Points 2,200-2,154			

* - Western Athletic Conference game.

► 1996-97 • 12-15; 4-12 Western Athletic

Home: 9-5, Away: 3-10, Neutral: 0-0

Head Coach: Fred Trenkle

Starting Lineup: Jason Richey (G, Jr., 17.6, 4.0), Kevin Betts (G/F, Jr., 9.0, 5.7), Roy Kruiswyk (F/C, Jr., 5.3, 4.1), Jacobi Thompson (G, Jr., 9.6, 3.6), Chad Nelson (G, Sr., 14.7, 3.6)

N.22	UC Irvine (SA)	W	100-88
N.26	at Oregon	L	66-91
N.30	Eastern Washington (SA)	W	80-55
D.3	at Northwestern	ot-W	82-70
D.8	San Diego (SA)	W	87-70
D.10	at Southwest Texas	ot-L	77-81
D.14	Loyola Marymount (PG)	W	93-81
D.20	Southern Cal College (SA)	W	98-81
D.23	Ohio State (SA) (Fox Sports West-TD)	W	81-75
D.31	at Brigham Young (D)	ot-W	89-86
J.4	*Texas-El Paso (SA) (Fox Sports West-TD)	W	74-70
J.9	*at UNLV	L	59-79
J.11	*at Air Force (ESPN2)	ot-W	77-69
J.16	*Wyoming (SA)	W	82-75
J.18	*Colorado State (PG)	ot-L	90-93
J.23	*at Texas-El Paso	L	68-84
J.25	*Hawai'i (SA) (Fox Sports West)	L	63-85
J.30	*at Fresno State	L	71-87
F.1	*at San Jose State	L	72-76
F.6	*Air Force (SA)	W	83-67
F.8	*UNLV (SA) (Fox Southwest)	L	71-78
F.13	*at Colorado State	L	74-87
F.15	*at Wyoming (D)	L	50-67
F.19	*at Hawai'i	L	62-74
F.24	at (25) Stanford	L	50-97
F.27	*San Jose State (SA)	L	63-65
M.1	*Fresno State (SA)(D) (Fox Sports West)	L	92-103
Total Points 2,054-2,134			

* - Western Athletic Conference game.

► 1997-98 • 13-15; 5-9 Western Athletic

Home: 7-7, Away: 5-7, Neutral: 1-1

Head Coach: Fred Trenkle

Starting Lineup: Josko Vijnjc (F, Jr., 9.4, 2.5), Matt Watts (G/F, Jr., 12.9, 4.1), Ron Kruiswyk (F/C, Sr., 11.7, 8.4), Kevin Betts (G/F, Sr., 11.6, 6.0), Jason Richey (G, Sr., 17.4, 3.9)

N.14	Brigham Young	L	59-73
N.22	at Eastern Washington	L	52-69
N.26	Southwest Texas (Ch. 4-San Diego)	W	79-57

Year-By-Year Results

SAN DIEGO STATE



BASKETBALL

N.29 USC (Ch. 4-San Diego)	L	72-76
D.2 Oregon	W	80-68
D.6 at Utah State (DC)	L	61-64
D.13 at UC Irvine	W	69-66
D.16 (9) Stanford (Fox Sports West)	L	42-63
D.19 So. California College (Ch. 4-San Diego)	W	74-64
D.23 at Long Beach State	W	66-63
J.3 *at Tulsa (D) (Fox Sports West-TD)	L	57-77
J.5 at Air Force	W	84-81
J.10 *(21) Hawaii (D) (Fox Sports West)	W	81-72
J.15 *Southern Methodist (Ch. 4-San Diego)	L	78-80
J.17 *Texas Christian (D) (Fox Sports West)	L	61-105
J.24 *at Rice	W	62-59
J.29 *San Jose State (Ch. 4-San Diego)	W	88-75
J.31 *Fresno State (Fox Sports West)	L	94-97
F.4 *at Hawaii	W	76-67
F.7 Air Force (ESPN 2)	W	66-55
F.12 *at SMU	ot-L	81-88
F.14 *at (19) Texas Christian	L	69-91
F.19 *Tulsa	L	60-65
F.21 *Rice	W	75-66
F.26 *at Fresno State	L	70-86
F.28 *at San Jose State	L	66-74

WAC CHAMPIONSHIP (Las Vegas, Nev.)

M.3 vs. (#M3) Wyoming (FR)	ot-W	60-57
M.5 vs. (#P2) Fresno State (QF) (Ch. 4-San Diego)	L	57-92
Total Points		1,939-2,050

* - Western Athletic Conference game. DC - Game played at the Delta Center (Salt Lake City, Utah). All home games, beginning with the 1997-98 season are played at Cox Arena at Aztec Bowl.

► 1998-99 • 4-22; 2-12 Western Athletic

Home: 4-11, **Away:** 0-11, **Neutral:** 0-0
Head Coach: Fred Trenkle
Starting Lineup: Myron Epps (F, Fr., 11.8, 5.6), Vince Okotie (F, Fr., 8.5, 4.7), Marcelo Correa (C, So., 6.9, 4.6), Matt Watts (G, Sr., 14.5 ppg, 3.4 rpg), Donte Wilson (G, Jr., 8.7, 2.1)

N.14 Nevada	ot-L	71-76
N.17 at Southern California	L	54-101
N.21 at CSU Fullerton	L	76-79
N.24 Utah State	L	60-63
N.28 Long Beach State (D)	L	70-75
D.2 Southern Cal College	W	103-49
D.5 at Loyola Marymount (D)	L	65-73
D.9 at Nevada	L	75-94
D.19 San Diego (:02) (Ch. 4-San Diego)	L	51-52
D.22 New Mexico State (Ch. 4-San Diego)	L	55-66
D.27 Arkansas State	L	62-70
J.2 Pacific (Ch. 4-San Diego)	W	68-63
J.7 *at (15) New Mexico	L	60-90
J.9 *at Texas-El Paso	L	66-82
J.14 *Brigham Young (Ch. 4-San Diego)	L	76-83
J.16 *Utah (Ch. 4-San Diego)	L	53-79
J.23 *at Hawaii	L	67-87
J.28 *at Fresno State	L	80-101
J.30 *at San Jose State (D)	L	57-82
F.6 *Texas-El Paso (Ch. 4-San Diego)	L	65-71
F.8 *(17) New Mexico (ESPN)	L	60-85
F.11 *at (14) Utah	L	38-86
F.13 *at Brigham Young	L	76-93
F.20 *Hawaii (Ch. 4-San Diego)	W	78-72
F.25 *Fresno State (Ch. 4-San Diego)	L	84-95
F.27 *San Jose State	W	75-72
Total Points		1,745-2,039

* - Western Athletic Conference game.

► 1999-00 • 5-23; 0-14 Mountain West

Home: 5-10, **Away:** 0-13, **Neutral:** 0-0
Head Coach: Steve Fisher
Starting Lineup: Myron Epps (F, So., 14.4 ppg, 5.9 rpg), Vincent Okotie (F, So., 6.6, 2.6), Marcelo Correa (C, Jr., 10.2, 6.4), Bradley Jackson (G, Fr., 7.1, 2.7), Donte Wilson (G, Sr., 4.5, 2.0)

N.24 UC Riverside	W	73-57
N.30 at New Mexico State	L	49-66
D.4 at San Diego (Ch.4-San Diego)	L	45-73
D.12 at (17/17) Oklahoma State (D)	L	63-97
D.16 South Carolina State	W	72-57
D.18 at Arizona State (D) (Fox Sports-Ariz.)	L	85-99
D.20 Southern California	L	54-87
D.22 UC Santa Barbara	W	60-57
D.27 Ball State	L	65-82
D.30 Loyola Marymount	W	70-63
J.2 High Point (D)	W	74-63
J.5 Cal St.-Fullerton	L	66-72
J.8 at Pacific (Media One)	L	63-74

J.10 *(-/24) Utah (ESPN)	L	55-70
J.20 *Air Force (SportsWest)	3ot-L	77-81
J.22 *at UNLV (SportsWest)	L	55-83
J.27 *at Colorado State (SportsWest)	L	67-75
J.29 *at Wyoming (SportsWest)	L	87-93
F.3 *Brigham Young	L	50-72
F.5 *New Mexico (D) (ESPN Regional)	L	57-78
F.10 *at (21/20) Utah	L	65-83
F.12 *Colorado State	L	46-74
F.19 *Wyoming (D) (ESPN Regional)	L	57-71
F.24 *at Air Force	L	55-63
F.26 *at New Mexico (SportsWest)	L	49-78
M.2 *UNLV (SportsWest)	L	64-85
M.4 *at Brigham Young (SportsWest)	L	50-67

MWC CHAMPIONSHIP (Las Vegas, Nev.)

M.9 at (#1) UNLV (QF) (ESPN)	L	72-77
Total Points		1,745-2,097

* - Mountain West Conference game.

► 2000-01 • 14-14; 4-10 Mountain West

Home: 12-5, **Away:** 2-8, **Neutral:** 0-1
Head Coach: Steve Fisher
Starting Lineup: Randy Holcomb (F, Jr., 15.9 ppg, 6.6 rpg), Myron Epps (F, Jr., 11.1, 4.5), Marcelo Correa (C, Sr., 6.4, 4.0), Deandre Moore (G, So., 6.8, 3.4), Al Faux (G, Jr., 10.5, 3.5)

N.18 UC San Diego	W	80-48
N.21 New Mexico State	W	77-62
N.27 at Fresno State	L	62-70
N.30 Florida Atlantic	W	90-57
D.2 Cal St.-Sacramento	W	92-69
D.6 at UC Santa Barbara	3ot-L	77-80
D.9 San Diego	L	52-55
D.16 Arizona State (:02.1) (FoxSports-Ariz.)	W	64-62
D.18 Morgan State	W	78-64
D.21 Norfolk State	W	79-69
D.30 Oklahoma State	W	87-66
J.4 Texas A&M-Corpus Christi	W	84-70
J.6 at Loyola Marymount	W	61-58
J.8 *New Mexico (SportsWest)	L	67-75
J.13 *at Brigham Young (D) (ESPN+Plus)	L	50-79
J.15 *at Utah (KJZZ-TV)	L	39-58
J.20 *^Air Force (SportsWest)	W	67-43
J.27 *at UNLV (SportsWest)	ot-L	72-82
F.3 *at Wyoming (D) (SportsWest)	L	66-101
F.5 *at Colorado State	L	56-77
F.10 *Utah (Ch. 4-San Diego/KJZZ-TV)	L	63-76
F.12 *Brigham Young (SportsWest)	L	66-69
F.17 *at New Mexico (D) (ESPN+Plus)	L	54-72
F.19 *at Air Force	W	62-48
F.24 *UNLV (SportsWest)	W	83-66
M.1 *Wyoming	L	62-69
M.3 *Colorado State	W	78-73

MWC CHAMPIONSHIP (Las Vegas, Nev.)

M.8 vs. (#3) Wyoming (QF) (ESPN+Plus)	L	58-73
Total Points		1,925-1,891

* - Mountain West Conference game. ~ Steve Fisher's 200th career coaching victory.

► 2001-02 • 21-12; 7-7 Mountain West

NCAA TOURNAMENT - FIRST ROUND
Home: 12-3, **Away:** 6-8, **Neutral:** 3-1
Head Coach: Steve Fisher
Starting Lineup: Randy Holcomb (F, Sr., 16.9 ppg, 9.0 rpg), Mike Mackell (C, Jr., 10.6, 4.4), Tony Bland (G, Jr., 15.7, 4.0), Al Faux (G, Sr., 17.0, 3.6), Deandre Moore (G, Jr., 3.6, 1.9)

2001 FORD RED RAIDER CLASSIC (Lubbock, Texas)

N.16 vs. Northern Iowa (SF)	W	71-57
N.17 at Texas Tech (CH) (Red Raider TV)	L	71-81
N.21 Norfolk State (Ch. 4-San Diego)	W	78-71
N.24 at New Mexico State	L	79-94
N.27 UC San Diego (Ch. 4-San Diego)	W	98-53
D.1 Cal State Northridge	W	80-70
D.5 at San Diego (Ch. 4-San Diego)	L	67-72
D.8 (21/16) Fresno State (Ch. 4-San Diego/KFRE-TV)	W	93-78
D.14 at Hawaii'i (KFVE-TV)	W	61-58
D.20 Eastern Washington	W	86-58
D.29 at (1/1) Duke (D) (ABC-SN)	L	79-92
D.31 Columbia (D)	W	75-59
J.2 Indiana-Purdue Fort Wayne (Ch. 4-San Diego)	W	90-72
J.8 at Texas A&M-Corpus Christi	W	82-79
J.12 *at Brigham Young (D) (SportsWest)	L	64-75
J.14 *at Utah (Ch. 4-San Diego/KJZZ-TV)	L	70-76
J.19 *Colorado State (Ch. 4-San Diego)	W	81-69
J.21 *Wyoming (ESPN)	ot-L	85-88
J.26 *UNLV (:02.4) (SportsWest)	ot-L	79-80

J.29 Houston (Ch. 4-San Diego)	W	78-66
F.2 *at New Mexico (SportsWest)	W	78-65
F.4 *at Air Force	L	54-67
F.9 *Utah (D) (ESPN+Plus)	L	53-70
F.11 *Brigham Young (SportsWest)	W	77-73
F.16 *at Colorado State	W	75-63
F.18 *at Wyoming (Ch. 4-San Diego)	W	68-64
F.23 *at UNLV (SportsWest)	ot-L	76-83
F.28 *New Mexico (SportsWest)	W	84-71
M.2 *Air Force (:02.6) (Ch. 4-San Diego)	W	49-47

MWC CHAMPIONSHIP (Las Vegas, Nev.)

M.7 vs. (#4) Brigham Young (QF) (D) (ESPN+Plus)	W	62-51
M.8 vs. (#1) Wyoming (SF) (ESPN+Plus)	W	70-69
M.9 at (#3) UNLV (CH) (ESPN)	W	78-75

NCAA FIRST & SECOND ROUNDS (Chicago, Ill.)

M.15 vs. (13/16) (#4) Illinois (FR)(D)(CBS-Reg.)	L	64-93
Total Points		2,455-2,339

* - Mountain West Conference game.

► 2002-03 • 16-14; 6-8 Mountain West

NIT - SECOND ROUND
Home: 11-6, **Away:** 5-8, **Neutral:** 0-0
Head Coach: Steve Fisher
Starting Lineup: Evan Burns (F, Fr., 9.2 ppg, 5.1 rpg), Aerick Sanders (F, Jr., 6.1 ppg, 7.6 rpg), Mike Mackell (C, Sr., 14.4 ppg, 4.6 rpg), Tony Bland (G, Sr., 16.4 ppg, 3.5 rpg), Deandre Moore (G, Sr., 8.3 ppg, 3.7 rpg)

N.23 Eastern Washington (Ch. 4 San Diego)	L	70-75
N.27 at Portland	L	86-91
N.30 at Cal Poly	W	65-62
D.2 UC San Diego	W	87-57
D.7 (1/1) Arizona (ESPN)	L	81-89
D.10 at Long Beach State (Ch. 4 San Diego)	W	64-55
D.14 Hawai'i	W	60-49
D.21 at Houston (D)	W	71-61
D.28 Florida Atlantic (Ch. 4 San Diego)	W	91-75
D.30 IPFW (Ch. 4 San Diego)	W	74-58
J.3 Loyola Marymount (Ch. 4 San Diego)	W	79-69
J.6 (23/21) Texas Tech (ESPN)	L	63-75
J.8 San Diego (Ch. 4 San Diego)	W	78-72
J.11 *at Air Force (D)	W	63-48
J.18 *Utah (D) (ESPN+Plus)	W	58-56
J.20 *Brigham Young (SportsWest)	L	69-80
J.25 *at New Mexico (SportsWest)	L	62-66
F.1 *Colorado State (Ch. 4 San Diego)	L	69-72
F.3 *Wyoming (ESPN)	W	80-70
F.11 *UNLV (SportsWest)	L	64-79
F.15 *at Utah (Ch. 4 San Diego/KJZZ-TV)	L	62-76
F.17 *at Brigham Young (SportsWest)	L	64-66
F.22 *Air Force (Ch. 4 San Diego)	W	67-53
F.24 *New Mexico (SportsWest)	W	89-73
M.1 *at Wyoming (D) (Ch. 4 San Diego)	W	86-73
M.3 *at Colorado State (Ch. 4 San Diego)	L	89-102
M.8 *at UNLV (ABC-Reg.)	L	67-83

MWC CHAMPIONSHIP (Las Vegas, Nev.)

M.13 at (#4) UNLV (QF) (ESPN)	L	67-83
---	---	-------

NATIONAL INVITATION TOURNAMENT

M.19 UC Santa Barbara (FR)	ot-W	67-62
M.21 at Texas Tech (SR)	L	48-57
Total Points		2,145-2,087

* - Mountain West Conference game.

► Key

W-L - Game won or lost
D - Day game
0:00 - Time remaining in games decided in the final 10 seconds
AP/USA Today Polls - The number in front of the opponent name indicates its national ranking at the time of the game. Prior to the 1999-2000 season, ranking refers to only the Associated Press poll.
PG - Game played at Peterson Gym
SA - Game played at San Diego Sports Arena
#0 - Indicates seed of opponent in a tournament
FR - First round of tournament; SR - Second round of tournament
QF - Quarterfinal round of tournament
SF - Semifinal round of tournament
CH - Championship game of tournament
Television appearances noted to right of opponent. TD - Indicates tape delayed
San Diego State's first season of basketball was 1921-22, the Aztecs moved to the Division II level with the 1956-57 season and to the Division I level in 1970-71.

Specialty Games

vs. Ranked Opp. (Div. I Era) (10-67)

AP Rk.	Opponent	Date	Result	Score
20.	at Long Beach State	2.26.71	L	61-63
8.	Long Beach State (SA)	1.6.72	L	75-89
8.	at Long Beach State	2.12.72	L	68-85
17.	at Hawai'i	2.25.72	L	75-94
17.	at Hawai'i	2.26.72	L	83-91
17.	at Kansas State	11.27.72	L	67-79
3.	at Long Beach State	2.7.73	L	76-97
3.	Long Beach State (SA)	2.10.73	L	66-84
14.	at Arizona	12.11.73	L	79-109
13.	Kansas State (SA)	12.21.73	W	88-75
7.	at Marquette	1.8.74	L	66-90
9.	at Long Beach State	2.7.74	L	48-64
9.	Long Beach State (SA)	2.9.74	L	72-98
18.	Arizona (SA)	12.7.74	L	79-81
12.	Purdue (SA)	12.9.74	L	87-91
13.	Marquette (SA)	1.6.75	L	54-58
17.	vs. UNLV (NCAA)	3.15.75	L	80-90
5.	at UCLA	12.15.75	L	86-101
6.	vs. UCLA (NCAA)	3.13.76	L	64-74
5.	UNLV (SA)	12.11.76	L	113-118
11.	at Arizona	1.6.77	L	77-80
10.	at UNLV	12.9.77	L	95-101
17.	at San Francisco	12.5.78	W	77-75
5.	at UCLA	12.16.78	L	73-97
7.	Kansas (SA)	12.23.78	W	81-69
19.	at Kansas	12.8.79	L	66-79
20.	Brigham Young (SA)	1.24.80	L	91-123
12.	at Brigham Young	3.1.80	L	81-114
1.	DePaul (SA)	12.30.80	L	69-85
17.	at Brigham Young	1.8.81	L	73-84
18.	at Utah	1.10.81	L	74-97
6.	Utah (SA)	2.12.81	L	53-62
15.	Brigham Young (SA)	2.14.81	W	73-72
13.	at Arkansas	12.3.81	L	68-85
20.	at Georgetown	12.5.81	L	53-71
16.	Villanova (SA)	12.30.82	L	57-63
8.	at Texas-El Paso	1.12.84	L	59-75
7.	Texas-El Paso (SA)	2.9.84	W	73-62
9.	vs. UNLV (NCAA)	3.14.85	L	80-85
12.	at UNLV	12.20.85	L	85-105
17.	Texas-El Paso (SA)	1.18.86	W	67-66
20.	Arizona (SA)	12.4.86	L	78-110
18.	New Mexico (SA)	1.14.88	W	64-59
7.	Brigham Young (SA)	2.18.88	ot-W	82-80
16.	at Wyoming	2.27.88	L	59-85
14.	vs. Wyoming (WAC)	3.9.88	L	76-83
16.	Tennessee (SA)	12.21.88	L	75-77
7.	North Carolina (SA)	12.29.88	L	92-103
5.	at North Carolina	11.24.90	L	63-99
10.	at UCLA	12.29.90	L	74-94
17.	at Utah	2.9.91	L	60-67
8.	vs. Utah (WAC)	3.7.91	L	56-67
3.	UCLA (SA)	12.14.91	L	64-84
23.	at Texas-El Paso	1.18.92	L	58-72
19.	Texas-El Paso (SA)	1.23.92	L	54-77
22.	UNLV (PG)	12.12.92	L	77-89
22.	at Utah	1.23.93	L	53-78
16.	Utah (PG)	2.11.93	L	77-88
15.	at Utah (WAC)	3.11.93	L	64-85
22.	vs. Utah (WAC)	3.9.95	L	63-72
25.	at New Mexico	1.8.96	L	74-77
15.	Utah (SA)	1.15.96	L	59-67
7.	at Utah	2.17.96	L	74-88
25.	at Stanford	2.24.97	L	50-97
9.	Stanford (Cox)	12.16.97	L	42-63
21.	Hawai'i (Cox)	1.10.98	W	81-72
19.	at Texas Christian	2.14.98	L	69-91
15.	at New Mexico	1.7.99	L	60-90
17.	New Mexico (Cox)	2.8.99	L	60-85
14.	at Utah	2.11.99	L	38-86
17.	at Oklahoma State	12.12.99	L	63-97
21.	at Utah	2.10.00	L	65-83
21.	Fresno State (Cox)	12.8.01	W	93-78
1.	at Duke	12.29.01	L	79-92
13.	vs. Illinois (NCAA)	3.15.01	L	64-93
1.	Arizona (Cox)	12.7.02	L	81-89
23.	Texas Tech (Cox)	1.6.03	L	63-75

In-Season Tournaments (Div. I Era) (30-37)

Year	Tournament	Record	Finish	Teams
1971	UC Irvine Tournament (Irvine, Calif.)	1-1	3rd	4
1973	Creighton Inv. Tournament (Omaha, Neb.)	1-1	3rd	4
1974	Oral Roberts Classic (Tulsa, Okla.)	1-1	3rd	4
1975	Utah Classic (Salt Lake City, Utah)	1-1	2nd	4
1976	Sun Devil Classic (Tempe, Ariz.)	0-2	4th	4
1976	Cabrillo Classic (San Diego, Calif.)	1-1	3rd	4
1977	Dayton Invitational (Dayton, Ohio)	0-2	4th	4
1977	Cabrillo Classic (San Diego, Calif.)	2-0	Champions	4
1978	Cabrillo Classic (San Diego, Calif.)	1-1	3rd	4
1979	Cabrillo Classic (San Diego, Calif.)	0-2	4th	4
1980	Cabrillo Classic (San Diego, Calif.)	1-1	2nd	4
1981	Cabrillo Classic (San Diego, Calif.)	2-0	Champions	4
1982	Cabrillo Classic (San Diego, Calif.)	1-1	2nd	4
1983	First Tulsa Classic (Tulsa, Okla.)	1-1	2nd	4
1983	Cabrillo Classic (San Diego, Calif.)	1-1	2nd	4
1984	UNLV Roundup (Las Vegas, Nev.)	2-0	Champions	4
1984	Cabrillo Classic (San Diego, Calif.)	0-2	4th	4
1985	UNLV Rebel Roundup (Las Vegas, Nev.)	1-1	3rd	4
1985	Holiday Bowl Classic (San Diego, Calif.)	0-2	4th	4
1986	Volunteer Classic (Knoxville, Tenn.)	0-2	4th	4
1986	Holiday Bowl Classic (San Diego, Calif.)	1-1	2nd	4
1987	Sun Met Classic (Fresno, Calif.)	1-1	3rd	4
1987	Kactus Klassic (Tempe, Ariz.)	0-2	4th	4
1987	Holiday Bowl Classic (San Diego, Calif.)	2-0	Champions	4
1988	McDonald's Classic (San Diego, Calif.)	1-1	2nd	4
1989	Maui Classic (Maui, Hawaii)	1-2	7th	8
1989	UAB Classic (Birmingham, Ala.)	1-1	2nd	4
1989	Texaco Star Classic (San Diego, Calif.)	1-1	2nd	4
1990	Texaco Star Classic (San Diego, Calif.)	1-1	2nd	4
1991	Texas Longhorn Classic (Austin, Texas)	1-1	2nd	4
1991	Texaco Star Classic (San Diego, Calif.)	1-1	2nd	4
1992	Texaco Star Classic (San Diego, Calif.)	1-1	2nd	4
2001	Red Raider Classic (Lubbock, Texas)	1-1	2nd	4

Exhibition Games (Since 1996)

Date	Opponent	Result	Score	Game Note
11.11.96	Melbourne Magic	L	57-70	Nelson 16 pts.; Richey 12 pts.
11.16.96	High 5 America	W	90-77	Nelson 20 pts.; Richey 17 pts.
11.5.97	High Five America	W	98-81	Watts 29 pts.; Pettis 19 pts.
11.10.97	National Univ. of Mexico	W	109-44	Richey 24 pts.; four others 10+ pts.
11.6.98	High Five America	W	104-80	Watts 21 pts.; Epps 19 pts.
11.9.98	Team Baja Mexico	W	116-54	Five Aztec players score 12+ pts.
11.15.99	Basketball Travelers	W	70-53	Epps 18 pts.; Marion 10 pts.
11.22.99	EA Sports All-Stars	L	69-77	Marion 20 pts.; Epps 16 pts.
11.1.00	Branch West	L	82-83	Holcomb 20 pts.; Moore 14 pts.
11.8.00	L.A. Stars	W	90-71	Holcomb 11-14 FGs, 29 pts., 6 ast.
11.1.01	EA Sports West All-Stars	W	109-84	Five Aztecs score 12+ points
11.7.01	L.A. City Stars	W	82-80	Mackell 11-13 FGs, 28 pts., 7 rebs.
11.6.02	Branch West	W	83-72	Sanders has 15 pts. and 13 rebs.
11.14.02	L.A. Stars	W	96-72	SDSU: 58.2 FG pct; Mackell: 21 pts.

► Coaching Ledger

By Chronology	Years	Seasons	W	L	Pct.
C.E. Peterson	5	1921-26	71	29	.710
Tom McMullen	2+	1926-29	23	17	.575
Morris Gross	12+	1929-42	190	85	*.690
Don Delauer & Dick Mitchell	1	1942-43	14	9	.609
Alex Alexander	2	1943-45	17	26	.395
Charlie Smith	3	1945-48	45	35	.563
George Ziegenfuss	21	1948-69	316	229	.580
Dick Davis	5	1969-74	65	67	.492
Tim Vezie	5	1974-79	77	62	.554
Smokey Gaines	8	1979-87	112	117	.489
Jim Brandenburg	4+	1987-92	52	87	.356
Jim Harrick, Jr.**	0+	1991-92	0	7	.000
Tony Fuller	2	1992-94	20	37	.351
Fred Trenkle	5	1994-99	55	83	.399
Steve Fisher	4	1999-03	56	63	.471

* Includes one tie. ** Harrick replaced Brandenburg for final seven games of 1991-92 season. McMullen coached first seven games of the 1928-29 season.

Year-By-Year Summary

Year	Conference	All Games		Conference			Conference Tournament	Postseason Results	Head Coach
		W	L	W	L	Place			
1921-22	Southern Calif. JC	14	8	4	1	2nd		C.E. Peterson	
1922-23	Southern Calif. JC	17	5	6	0	1st		C.E. Peterson	
1923-24	Southern Calif. JC	7	6	5	1	2nd		C.E. Peterson	
1924-25	Southern Calif. JC	18	6	3	0	1st		C.E. Peterson	
1925-26	independent	15	4					C.E. Peterson	
1926-27	So. Calif. Intercollegiate	9	6	5	6	4th		Tom McMullen	
1927-28	So. Calif. Intercollegiate	10	8	2	6	6th		Tom McMullen	
1928-29	So. Calif. Intercollegiate	8	8	3	4	4th		*Tom McMullen/Morris Gross	
1929-30	So. Calif. Intercollegiate	6	6	2	5	5th		Morris Gross	
1930-31	So. Calif. Intercollegiate	7	3	4	3	3rd		Morris Gross	
1931-32	So. Calif. Intercollegiate	#13	2	5	1	1st		Morris Gross	
1932-33	So. Calif. Intercollegiate	5	6	4	3	3rd		Morris Gross	
1933-34	So. Calif. Intercollegiate	11	5	10	2	1st		Morris Gross	
1934-35	So. Calif. Intercollegiate	13	7	5	5	4th		Morris Gross	
1935-36	So. Calif. Intercollegiate	11	5	7	3	2nd		Morris Gross	
1936-37	So. Calif. Intercollegiate	17	9	9	1	1st		Morris Gross	
1937-38	So. Calif. Intercollegiate	20	8	5	3	2nd		Morris Gross	
1938-39	So. Calif. Intercollegiate	24	7	7	2	1st	NAIA Finalist	Morris Gross	
1939-40	Calif. Collegiate Athletic	22	6	3	3	3rd	NAIA Finalist	Morris Gross	
1940-41	Calif. Collegiate Athletic	24	7	8	4	1st-T	NAIA Champions	Morris Gross	
1941-42	Calif. Collegiate Athletic	13	9	8	4	1st	NAIA 2nd Round	Morris Gross	
1942-43	independent	14	9					Don DeLauer/Dick Mitchell	
1943-44	independent	6	10					Alex Alexander	
1944-45	independent	11	16					Alex Alexander	
1945-46	independent	18	8					Charlie Smith	
1946-47	Calif. Collegiate Athletic	13	15	5	5	2nd-T		Charlie Smith	
1947-48	Calif. Collegiate Athletic	14	13	5	5	3rd		Charlie Smith	
1948-49	Calif. Collegiate Athletic	13	13	6	4	2nd		George Ziegenfuss	
1949-50	Calif. Collegiate Athletic	14	10	5	5	3rd		George Ziegenfuss	
1950-51	Calif. Collegiate Athletic	9	19	3	7	5th		George Ziegenfuss	
1951-52	Calif. Collegiate Athletic	11	12	3	5	4th		George Ziegenfuss	
1952-53	Calif. Collegiate Athletic	16	12	7	3	2nd		George Ziegenfuss	
1953-54	Calif. Collegiate Athletic	18	6	8	2	1st	NAIA 1st Round	George Ziegenfuss	
1954-55	Calif. Collegiate Athletic	17	9	5	3	2nd-T		George Ziegenfuss	
1955-56	independent	23	6				NAIA 3rd Round	George Ziegenfuss	
1956-57	Calif. Collegiate Athletic	17	10	6	2	1st	D-II Quarterfinalist	George Ziegenfuss	
1957-58	Calif. Collegiate Athletic	17	8	9	1	1st-T		George Ziegenfuss	
1958-59	Calif. Collegiate Athletic	17	8	7	3	2nd		George Ziegenfuss	
1959-60	Calif. Collegiate Athletic	9	17	2	3	6th		George Ziegenfuss	
1960-61	Calif. Collegiate Athletic	10	14	3	7	6th		George Ziegenfuss	
1961-62	Calif. Collegiate Athletic	10	16	5	7	5th		George Ziegenfuss	
1962-63	Calif. Collegiate Athletic	17	9	8	4	2nd-T		George Ziegenfuss	
1963-64	Calif. Collegiate Athletic	15	11	6	4	3rd		George Ziegenfuss	
1964-65	Calif. Collegiate Athletic	14	11	5	5	3rd-T		George Ziegenfuss	
1965-66	Calif. Collegiate Athletic	14	12	6	4	2nd-T		George Ziegenfuss	
1966-67	Calif. Collegiate Athletic	24	5	9	1	1st	D-II Quarterfinalist	George Ziegenfuss	
1967-68	Calif. Collegiate Athletic	21	6	11	3	1st	D-II 2nd Round	George Ziegenfuss	
1968-69	independent	10	15					George Ziegenfuss	
1969-70	Pacific Coast Ath. Assoc.	13	13	3	7	5th		Dick Davis	
1970-71	Pacific Coast Ath. Assoc.	12	14	3	7	5th		Dick Davis	
1971-72	Pacific Coast Ath. Assoc.	18	10	7	5	3rd		Dick Davis	
1972-73	Pacific Coast Ath. Assoc.	15	11	7	5	3rd		Dick Davis	
1973-74	Pacific Coast Ath. Assoc.	7	19	4	8	4th-T		Dick Davis	
1974-75	Pacific Coast Ath. Assoc.	14	13	6	4	2nd	NCAA-1st Round	Tim Vezie	
1975-76	Pacific Coast Ath. Assoc.	16	13	5	5	3rd-T	Champion	NCAA-1st Round	Tim Vezie
1976-77	Pacific Coast Ath. Assoc.	13	15	9	3	1st	First Round		Tim Vezie
1977-78	Pacific Coast Ath. Assoc.	19	9	11	3	1st-T	Semifinalist		Tim Vezie
1978-79	Western Athletic	15	12	4	8	5th-T			Tim Vezie
1979-80	Western Athletic	6	21	3	11	7th-T			Smokey Gaines
1980-81	Western Athletic	15	12	8	8	5th			Smokey Gaines

Year-By-Year Summary

Year	Conference	All Games		Conference			Conference Tournament	Postseason Results	Head Coach
		W	L	W	L	Place			
1981-82	Western Athletic	20	9	11	5	2nd-T		NIT-1st Round	Smokey Gaines
1982-83	Western Athletic	18	10	8	8	5th-T			Smokey Gaines
1983-84	Western Athletic	15	13	6	10	6th-T			Smokey Gaines
1984-85	Western Athletic	23	8	11	5	2nd	Champion	NCAA-1st Round	Smokey Gaines
1985-86	Western Athletic	10	19	7	9	6th	Semifinalist		Smokey Gaines
1986-87	Western Athletic	5	25	2	14	8th-T	Quarterfinalist		Smokey Gaines
1987-88	Western Athletic	12	17	5	11	7th	Quarterfinalist		Jim Brandenburg
1988-89	Western Athletic	12	17	4	12	9th	First Round		Jim Brandenburg
1989-90	Western Athletic	13	18	4	12	8th	First Round		Jim Brandenburg
1990-91	Western Athletic	13	16	6	10	7th-T	Quarterfinalist		Jim Brandenburg
1991-92	Western Athletic	2	26	0	16	9th			Jim Brandenburg/Jim Harrick Jr.
1992-93	Western Athletic	8	21	3	15	9th-T	Quarterfinalist		Tony Fuller
1993-94	Western Athletic	12	16	6	12	9th	Quarterfinalist		Tony Fuller
1994-95	Western Athletic	11	17	5	13	9th	Quarterfinalist		Fred Trenkle
1995-96	Western Athletic	15	14	8	10	6th-T	Quarterfinalist		Fred Trenkle
1996-97	Western Athletic	12	15	4	12	7th			Fred Trenkle
1997-98	Western Athletic	13	15	5	9	6th	Quarterfinalist		Fred Trenkle
1998-99	Western Athletic	4	22	2	12	8th			Fred Trenkle
1999-00	Mountain West	5	23	0	14	8th	Quarterfinalist		Steve Fisher
2000-01	Mountain West	14	14	4	10	7th	Quarterfinalist		Steve Fisher
2001-02	Mountain West	21	12	7	7	4th-T	Champion	NCAA-1st Round	Steve Fisher
2002-03	Mountain West	16	14	6	8	5th	Quarterfinalist	NIT-2nd Round	Steve Fisher

- Includes tie.

By Conference	Seasons	First Yr.	Last Yr.	All Games			Conference		
				W	L	Pct.	W	L	Pct.
Southern California JC Conference	4	1922	1925	56	25	.691	18	2	.900
Independent/No Conference	7	1926	1969	97	68	.588			
Southern California Intercollegiate Athletic Conference	13	1927	1939	154	80	.658	68	44	.607
California Collegiate Athletic Association	24	1940	1968	369	258	.589	143	94	.603
Pacific Coast Athletic Association	9	1970	1978	127	117	.520	55	47	.539
Western Athletic Conference	21	1979	1999	254	343	.425	112	222	.335
Mountain West Conference	4	2000	2003	56	63	.471	17	39	.304
Totals	82			1,113	954	.538	413	448	.480

By Decade	All Games			Conference		
	W	L	Pct.	W	L	Pct.
1922-29	98	51	.653	28	23	.549
1930-39	127	58	.686	58	28	.674
1940-49	148	106	.583	35	25	.583
1950-59	159	100	.614	53	31	.631
1960-69	144	116	.554	55	38	.591
1970-79	142	129	.524	59	55	.518
1980-89	136	151	.474	65	93	.411
1990-99	103	180	.364	43	121	.262
2000-03	56	63	.471	17	39	.304

► NCAA Division I Rankings

Year	Div. I Teams	Score Off.	Score Def.	Score Mar.	FG Pct.	FG Def.	3FG Gm	3FG Pct.	FT Pct.	Reb. Mar.	Asst.	BS	St.	W-L Pct.	TO	PF	Final RPI	RPI SoS	Sagarin
1999-00	310																264	98	273
2000-01	318																154	129	143
2001-02	321	95	175	103	22	137	300	101	256	66	133	97	188	T-80	190	---	39	29	66
2002-03	325	127	164	130	85	216	165	126	221	29	113	205	238	141	177	200	103	78	108

► Mountain West Conference All-Games Rankings

Year	Conf. Place	Scoring Off.	Scoring Def.	Scoring Mar.	FT Pct.	FG Pct.	FG Def.	3FG Pct.	3G Def.	Reb. Off.	Reb. Def.	Reb. Mar.	BS	Asst.	St.	TO Mar.	A/TO Ratio	3FG Gm	MWC Record
1999-00	8	8	6	8	7	7	7	8	7	7	6	8	6	6	5	8	8	8	0-14
2000-01	7	7	6	6	7	7	5	5	2	4	7	7	6	4	4	5	5	5	4-10
2001-02	T-4	3	6	4	8	2	3	6	4	2	7	4	4	4	4	5	6	7	7-7
2002-03	5	5	4	6	7	5	4	7	6	4	1	1	6	4	3	6	7	5	6-8

Statistical History

Division II Era

Season	Overall			Conference			FG-FGA	SDSU		3FG-FGA	SDSU		FT-FTA	SDSU		Reb.	SDSU	
	G	W-L	Pct.	W-L	Pct.	Pl.		Pct.	Opp.		Pct.	Opp.		Pct.	Opp.		Avg.	Opp.
1957-58	25	17-8	.680	9-1	.900	T-1st	677-1518	.446	.371				369-562	.657	.651	895	35.8	875
1958-59	25	17-8	.680	7-3	.700	2nd	654-1503	.435	.377				364-504	.722	.641	1038	41.5	1105
1959-60	26	9-17	.347	2-3	.400	6th	610-1538	.390	.397				444-653	.679	.686	1003	38.1	1285
1960-61	24	10-14	.417	3-7	.300	6th	543-1412	.384	.408				427-598	.711	.713	785	32.7	895
1961-62	26	10-16	.385	5-7	.417	5th	706-1685	.410	.411				387-588	.680	.741	926	41.0	1240
1962-63	26	17-9	.654	8-4	.667	T-2nd	666-1695	.393	.387				434-653	.665	.638	1293	49.7	1232
1963-64	26	15-11	.577	6-4	.600	3rd	775-1879	.412	.390				414-613	.675	.690	1306	50.2	1324
1964-65	25	14-11	.560	5-5	.500	T-3rd	731-1782	.410	.402				358-574	.624	.679	1219	48.8	1231
1965-66	26	14-12	.539	6-4	.600	T-2nd	787-1755	.448	.416				394-573	.688	.678	1206	46.4	1162
1966-67	29	24-5	.828	9-1	.900	1st	917-2035	.451	.366				481-708	.679	.679	1476	50.9	1345
1967-68	27	21-6	.778	11-3	.786	1st	849-1830	.463	.423				447-692	.645	.650	1343	49.7	1097
1968-69	25	10-15	.400			independent	746-1711	.436	.468				431-586	.735	.653	957	38.2	1039
1969-70	26	13-13	.500	3-7	.300	5th	761-1682	.452	.452				491-717	.685	.645	1194	45.9	1115

Division I Era

Season	Overall			Conference			FG-FGA	SDSU		3FG-FGA	SDSU		FT-FTA	SDSU		Reb.	SDSU	
	G	W-L	Pct.	W-L	Pct.	Pl.		Pct.	Opp.		Pct.	Opp.		Pct.	Opp.		Avg.	Opp.
1970-71	26	12-14	.462	3-7	.300	5th	852-1793	.475	.470				557-784	.711	.688	1165	44.8	1222
1971-72	28	18-10	.643	7-5	.583	3rd	882-2099	.420	.422				518-757	.684	.662	1489	53.2	1381
1972-73	26	15-11	.577	7-5	.583	3rd	758-1774	.427	.425				414-584	.709	.702	1254	48.2	1174
1973-74	26	7-19	.269	4-8	.333	T-4th	747-1817	.411	.480				332-480	.692	.708	1104	42.5	1188
1974-75	27	14-13	.519	6-4	.600	2nd	823-1865	.441	.440				365-579	.630	.675	1295	48.0	1172
1975-76	29	16-13	.551	5-5	.500	T-3rd	927-2054	.451	.452				413-603	.685	.689	1362	47.0	1197
1976-77	28	13-15	.464	9-3	.750	1st	900-1953	.461	.440				351-502	.699	.687	1308	46.7	1191
1977-78	28	19-9	.679	11-3	.786	T-1st	919-1810	.508	.473				413-570	.725	.661	1129	40.3	1036
1978-79	27	15-12	.556	4-8	.333	T-5th	890-1865	.477	.482				400-554	.722	.712	1018	37.7	1056
1979-80	27	6-21	.222	3-11	.214	T-7th	854-1962	.435	.477				388-606	.640	.712	1128	41.8	1240
1980-81	27	15-12	.556	8-8	.500	5th	779-1687	.462	.445				399-605	.660	.698	1079	40.0	1019
1981-82	29	20-9	.690	11-5	.688	T-2nd	829-1745	.475	.442				459-713	.644	.652	1099	37.9	1092
1982-83	28	18-10	.643	8-8	.500	T-5th	778-1647	.472	.464				396-623	.636	.653	1049	37.5	918
1983-84	28	15-13	.536	6-10	.375	T-6th	789-1681	.469	.443				442-656	.674	.697	1120	40.0	961
1984-85	31	23-8	.742	11-5	.688	2nd	976-1934	.505	.464				541- 804	.673	.642	1202	38.8	1085
1985-86	29	10-19	.345	7-9	.438	6th	835-1834	.455	.476				495-774	.640	.646	1086	37.4	1209
1986-87	30	5-25	.167	2-14	.125	T-8th	809-1874	.431	.515	197-521	.378	.354	396-642	.617	.696	1093	36.4	1084
1987-88	29	12-17	.414	5-11	.313	7th	705-1472	.479	.458	131-300	.437	.383	428-697	.614	.713	965	33.3	933
1988-89	29	12-17	.414	4-12	.250	9th	807-1657	.487	.453	141-359	.393	.348	385-609	.632	.683	1058	36.5	990
1989-90	31	13-18	.419	4-12	.250	8th	717-1588	.452	.456	118-376	.314	.310	435-686	.634	.715	996	32.1	1025
1990-91	29	13-16	.448	6-10	.375	T-7th	769-1674	.459	.442	86-302	.285	.340	410-616	.666	.713	1058	36.5	1013
1991-92	28	2-26	.071	0-16	.000	9th	649-1577	.412	.467	121-397	.305	.432	413-681	.607	.713	977	34.9	1051
1992-93	29	8-21	.276	3-15	.167	T-9th	680-1614	.421	.475	102-315	.324	.395	453-674	.672	.711	1029	35.5	972
1993-94	28	12-16	.429	6-12	.333	9th	701-1671	.420	.463	148-444	.333	.372	514-777	.662	.712	1056	37.7	1048
1994-95	28	11-17	.393	5-13	.278	9th	623-1555	.401	.427	112-382	.293	.313	413-683	.605	.649	1043	37.3	1041
1995-96	29	15-14	.517	8-10	.444	T-6th	793-1774	.447	.465	157-457	.344	.371	457-635	.720	.710	1024	35.3	1042
1996-97	27	12-15	.444	4-12	.250	7th	670-1611	.416	.479	186-554	.336	.377	528-748	.706	.736	914	33.9	1059
1997-98	28	13-15	.464	5-9	.357	6th	661-1602	.413	.441	175- 580	.302	.333	442-670	.660	.665	999	35.7	1112
1998-99	26	4-22	.153	2-12	.143	8th	615-1498	.411	.490	131-437	.300	.370	384-627	.612	.674	844	32.5	1042
1999-00	28	5-23	.179	0-14	.000	8th	619-1513	.409	.456	120-401	.299	.370	387-569	.680	.707	884	31.6	1062
2000-01	28	14-14	.500	4-10	.286	7th	671-1508	.445	.421	164-467	.351	.319	419-636	.659	.658	973	34.8	1015
2001-02	33	21-12	.636	7-7	.500	T-4th	906-1902	.476	.429	147-409	.359	.332	496-752	.660	.675	1219	36.9	1107
2002-03	30	16-14	.533	6-8	.429	5th	778-1697	.458	.447	187-526	.356	.364	402-593	.678	.726	1051	35.0	903

Boldface indicates Division I era best (SDSU team high and opponent low).

Statistical History

Opp.	SDS	SDSU	Opp.	SDSU	Opp.	SDSU	Opp.	SDSU	Opp.	SDSU	Opp.	SDSU	Opp.	Scoring	Rebound	Season	
Avg.	PF-Dq.	Asst.	Avg.	Asst	TO	TO	BS	BS	ST	ST	Points	Points	Avg.	Avg.	Margin	Margin	
35.0	455-na										1,723	1,614	68.9	64.6	+4.3	+0.8	1957-58
44.2	388-na										1,672	1,506	66.9	60.2	+6.7	-2.7	1958-59
49.4	472-na										1,664	1,797	64.0	69.1	-5.1	-11.3	1959-60
37.2	473-na										1,500	1,662	62.5	69.3	-6.8	-4.5	1960-61
49.2	591-na										1,809	1,943	69.5	74.7	-5.2	-8.2	1961-62
47.4	517-28										1,776	1,793	68.3	69.0	-0.7	+2.3	1962-63
50.9	499-na										1,964	1,884	75.5	72.5	+3.0	-0.7	1963-64
49.2	474-na										1,820	1,752	72.8	70.1	+2.7	-0.4	1964-65
44.7	501-21										1,968	1,887	75.7	72.6	+3.1	+1.7	1965-66
46.4	533-na										2,315	1,918	79.8	66.1	+13.7	+4.5	1966-67
40.6	506-na										2,145	1,818	79.4	67.3	+12.1	+9.1	1966-68
41.5	525-na										1,923	2,057	78.6	82.2	-3.6	-3.3	1968-69
42.8	517-na										2,013	1,958	77.4	75.3	+2.1	+3.1	1969-70

Opp.	SDS	SDSU	Opp.	SDSU	Opp.	SDSU	Opp.	SDSU	Opp.	SDSU	Opp.	SDSU	Opp.	Scoring	Rebound	Season	
Avg.	PF-Dq.	Asst.	Avg.	Asst	TO	TO	BS	BS	ST	ST	Points	Points	Avg.	Avg.	Margin	Margin	
47.0	568-na										2,261	2,263	86.9	87.0	-0.1	-2.2	1970-71
49.3	565-19										2,282	2,195	81.5	78.4	+3.1	+2.9	1971-72
45.2	503-16	299	7.7	394							1,930	1,967	74.2	75.6	-1.4	+3.0	1972-73
45.4	537-21	400	15.4	481							1,826	2,076	70.2	79.9	-9.7	-2.9	1973-74
43.4	510-11	380	14.1	383							2,011	1,976	74.5	73.2	+1.3	+4.6	1974-75
41.3	578-22	533	18.4	552							2,267	2,153	78.1	74.2	+3.9	+5.7	1975-76
42.5	601-30	490	17.5	484							2,151	2,146	76.8	76.6	+0.2	+4.2	1976-77
37.0	616-27	602	21.5	444							2,251	2,038	80.4	72.8	+7.6	+3.3	1977-78
39.1	579-24	523	19.4	403	452	539	83	73	257	188	2,180	2,111	80.7	78.2	+2.5	-1.4	1978-79
45.9	644-20	489	18.1	485	473	509	91	89	194	181	2,096	2,302	77.6	85.3	-7.7	-4.1	1979-80
37.7	577-19	389	14.4	460	445	417	71	82	209	185	1,957	1,958	72.5	72.5	-0.0	+2.6	1980-81
37.7	607-18	461	15.9	445	448	517	102	61	237	158	2,117	1,940	73.0	66.9	+6.1	+0.2	1981-82
32.8	487-13	389	13.9	411	432	404	81	73	190	208	1,952	1,819	69.7	65.0	+4.7	+4.7	1982-83
34.3	535-13	412	14.7	412	489	390	124	69	204	213	2,020	1,965	72.1	70.2	+1.9	+5.7	1983-84
35.0	619-8	488	15.7	499	519	526	133	92	282	234	2,493	2,240	80.4	72.3	+8.1	+3.8	1984-85
41.7	660-23	415	14.3	493	488	491	53	104	258	188	2,165	2,223	74.7	76.7	-2.0	-4.3	1985-86
37.4	642-14	416	14.3	539	495	387	74	110	202	259	2,211	2,391	73.7	82.4	-8.4	-1.3	1986-87
32.2	599-28	420	14.5	407	476	364	102	78	179	227	1,969	2,072	67.9	71.4	-3.5	+1.1	1987-88
34.1	599-31	471	16.2	434	475	389	62	67	199	198	2,140	2,174	73.8	75.0	-1.2	+2.4	1988-89
33.1	621-26	416	13.4	420	456	411	68	73	225	198	1,987	2,096	64.1	67.6	-3.5	-1.0	1989-90
34.9	549-9	460	15.9	401	431	385	126	100	175	212	2,034	2,065	70.1	71.2	-1.1	+1.6	1990-91
37.5	602-18	333	11.9	432	453	391	121	84	152	225	1,832	2,199	65.4	78.5	-13.1	-2.6	1991-92
33.5	550-21	346	11.9	440	504	430	134	104	197	271	1,915	2,175	66.0	75.0	-9.0	+2.0	1992-93
37.4	558-21	334	11.9	430	414	413	106	101	214	217	2,064	2,164	73.7	77.3	-3.6	+0.3	1993-94
37.2	548-17	298	10.6	350	411	402	85	140	176	196	1,771	1,878	63.3	67.1	-3.8	+0.1	1994-95
35.9	537-8	455	15.7	445	393	461	67	118	254	210	2,200	2,154	75.9	74.3	+1.6	-0.6	1995-96
39.2	535-16	326	12.1	465	386	512	71	131	221	185	2,054	2,134	76.1	79.0	-2.9	-5.3	1996-97
39.7	500-16	326	11.6	445	475	502	72	91	221	228	1,939	2,050	69.3	73.2	-3.9	-4.0	1997-98
40.1	468-19	333	12.8	465	452	493	58	112	206	243	1,745	2,039	67.1	78.4	-11.3	-7.6	1998-99
37.9	548-17	376	13.4	460	494	449	64	114	202	266	1,745	2,097	62.3	74.9	-12.6	-6.3	1999-00
36.2	520-11	422	15.1	407	427	421	89	89	183	199	1,925	1,891	68.8	67.5	+1.3	-1.4	2000-01
33.5	689-21	472	14.3	449	508	499	123	114	225	264	2,455	2,339	74.4	70.9	+3.5	+3.4	2001-02
30.1	587-22	431	14.4	423	453	423	84	99	188	226	2,145	2,087	71.5	69.6	+1.9	+4.9	2002-03

vs. All Opponents

SAN DIEGO STATE



BASKETBALL

► vs. Division I Conferences

	W	L	Pct.
America East	1	0	1.000
Atlantic 10	3	4	.429
Atlantic Coast	1	4	.200
Atlantic Sun	2	0	1.000
Big 12	17	19	.472
Big East	1	5	.167
Big Sky	17	9	.654
Big South	1	0	1.000
Big Ten	5	6	.455
Big West	181	92	.663
Colonial Athletic	1	1	.500
Conference USA	2	12	.143
Horizon	0	0	.000
Ivy	4	2	.667
Metro Atlantic	2	0	1.000
Mid-American	7	10	.412
Mid-Continent	2	5	.286
Mid-Eastern	7	0	1.000
Missouri Valley	7	28	.200
Mountain West	122	212	.365
Northeast	3	0	1.000
Ohio Valley	1	0	1.000
Pac 10	26	67	.280
Patriot	3	0	1.000
Southeastern	1	6	.143
Southern	2	0	1.000
Southland	3	3	.500
Southwestern	2	0	1.000
Sun Belt	7	6	.539
West Coast	69	85	.448
Western Athletic	123	155	.442
Independents	4	0	1.000
vs. Current Div. I	627	731	.462

Team	W	L
Air Force	35	13
Alabama-Birmingham	0	1
Alderson Broaddus	1	0
Appalachian State	1	0
Arizona	5	16
Arizona State	10	14
Arkansas	0	2
Arkansas State	1	1
Ball State	1	3
Baylor	3	0
Beloit	0	1
Bemidji State	0	1
Boise State	1	0
Bowling Green State	0	1
Bradley	0	4
Brigham Young	15	37
Brown	0	1
Bucknell	1	0
California	2	1
Cal Poly Pomona	15	6
Cal Poly +++	33	16
Cal State Fullerton	19	10
Cal State Los Angeles	31	20
Cal State Northridge**	17	6
Cal State Sacramento	3	1
Cal Tech	8	1
Central Connecticut State	1	0
Central Michigan	1	0
Chadron State	1	0
Chaminade	1	0

Team	W	L	Team	W	L	Team	W	L
Chapman*	19	5	Mississippi	0	1	Southern Oregon	1	1
Chico State	10	2	Missouri	1	1	Southern Utah	1	2
Claremont-Mudd	2	0	Montana	1	0	Southwestern (Kansas)	0	1
Colorado	3	3	Morgan State	2	0	Southwestern (L.A., CA)	1	0
Colorado State	15	32	Murray State	1	0	Southwestern Louisiana	1	0
Columbia	1	0	Navy	2	0	Southwest Missouri State	1	2
Creighton	1	3	Nebraska	1	0	Southwest Texas State	2	1
Culver-Stockton	2	0	Nebraska Wesleyan	1	1	Stanford	0	3
Dartmouth	1	0	Nevada-Las Vegas ++	6	26	Tahoe College	1	0
Dayton	0	1	Nevada	5	3	Tarkio College	0	1
Delaware	1	0	New Mexico	20	31	Temple	1	0
Delta State	1	0	New Mexico Mines	2	0	Tennessee	0	2
Denver	1	1	New Mexico State	4	3	Texas	2	1
DePaul	0	2	New Mexico Western	1	0	Texas A&M-Corpus Christi	2	0
Doane	1	0	Niagara	1	0	Texas Christian	0	3
Drake	2	4	Norfolk State	2	0	Texas-El Paso	13	32
Duke	0	1	North Carolina	0	2	Texas Southern	1	0
East Central State	1	0	North Carolina Charlotte	0	2	Texas Tech	2	5
East Tennessee State	1	0	North Dakota State	3	0	Texas Wesleyan	1	0
East Texas State	1	0	North Florida	1	0	Toledo	1	2
Eastern Washington	2	3	North Texas	0	1	Tulsa	1	6
Evansville	1	2	Northern Arizona	4	3	UC Davis	2	0
Florida	1	0	Northern Colorado #	4	0	UC Irvine	10	7
Florida A&M	1	0	Northern Illinois	2	3	UCLA	5	16
Florida Atlantic	2	0	Northern Iowa	1	1	UC Riverside	5	0
Florida International	1	0	Northern State	1	0	UC San Diego	5	0
Florida State	1	0	Northwest Missouri State	1	0	UC Santa Barbara	51	33
Fordham	1	0	Northwestern	2	0	U.S. International +	14	3
Fort Hays State	1	1	Occidental	24	8	Utah	9	43
Fresno State	50	49	Ohio State	1	1	Utah State	0	3
Georgetown	0	1	Oklahoma	0	3	Vermont	1	0
Gonzaga	0	1	Oklahoma City	1	0	Villanova	0	3
Grand Canyon College	0	1	Oklahoma State	2	1	Virginia	0	1
Gustavus-Adolphus	0	1	Oral Roberts	1	3	Washington State	0	3
Hardin-Simmons	2	0	Oregon	3	3	West Texas State	1	0
Harvard	1	0	Oregon State	0	1	Western Michigan	1	1
Hawai'i	19	27	Pacific	13	11	Western Montana State	1	0
High Point	1	0	Pasadena College ##	7	5	Westmont	3	0
Houston	2	0	Pennsylvania	1	0	Wheaton	1	0
Howard	1	0	Pepperdine	17	35	Whittier	50	30
Humboldt State	1	0	Peru State	1	0	Wichita State	0	5
Idaho State	3	2	Pittsburg State	1	0	Willamette	1	0
Illinois	0	1	Pomona College	10	3	Wisconsin-Parkside	1	0
Illinois State	1	2	Portland	1	5	Wyoming	22	30
Indiana-Purdue Fort Wayne	2	0	Portland State	4	0	Yale	0	1
Indiana State	0	3	Prairie View	1	0			
Iowa State	1	2	Puget Sound	1	0			
James Madison	0	1	Purdue	2	1			
Kansas	1	1	Redlands	24	13			
Kansas State	1	2	Regis College	2	1			
Kentucky Wesleyan	0	2	Rhode Island	0	1			
La Salle	1	1	Rice	3	1			
La Verne	18	5	Richmond	0	1			
Lamar	0	2	St. Francis (NY)	1	0			
Long Beach State	33	22	St. Francis (PA)	1	0			
Loras	0	1	St. Mary's (CA)	2	1			
Louisiana Tech	1	1	San Diego	18	16			
Loyola-Marymount	30	25	San Francisco	1	2			
Manchester	1	0	San Francisco State	4	2			
Manhattan	1	0	San Jose State	30	34			
Marquette	0	3	Seattle	3	0			
Marshall	1	0	Seattle Pacific	0	1			
McNeese State	1	0	South Carolina	0	1			
Memphis	0	1	South Carolina State	1	0			
Miami (Fla)	1	1	Southern California	1	10			
Michigan State	0	1	Southern Cal College	4	0			
Midwestern State	1	0	Southern Illinois	0	2			
Minnesota	0	2	Southern Methodist	0	2			

* - Formerly California Christian College. ** - Formerly San Fernando Valley State. # - Formerly Colorado State College. ## - Now known as Point Loma College. + - Formerly known as California Western. ++ - Formerly Nevada Southern. +++ Formerly Cal Poly SLO.

Attendance/Home Record

SAN DIEGO STATE



BASKETBALL

► Division I Year-By-Year Home Record/Attendance

Year	Gms.	Record	Total	Average	NCAA	PG	SA	Cox
1970-71	14	10 - 4	26,842	1,917		10-4	-	
1971-72	13	11 - 2	37,300	2,869		1-1	10-1	
1972-73	13	11 - 2	38,425	2,956		3-0	8-2	
1973-74	11	5 - 6	13,134	1,194		4-3	1-3	
1974-75	14	9 - 5	42,480	3,034		9-0	0-5	
1975-76	13	10 - 3	36,517	2,809		8-3	2-0	
1976-77	13	9 - 4	40,271	3,098		8-2	1-2	
1977-78	13	12 - 1	57,212	4,401	107	-	12-1	
1978-79	17	13 - 4	69,681	4,099	119	-	13-4	
1979-80	17	6 - 11	54,742	3,220	155	1-0	5-11	
1980-81	14	9 - 5	67,011	4,787	96	1-0	8-5	
1981-82	18	16 - 2	86,825	4,824	98	3-0	13-2	
1982-83	17	14 - 3	59,120	3,478	141	5-0	9-3	
1983-84	16	11 - 5	57,094	3,568	143	0-1	11-4	
1984-85	15	12 - 3	61,993	4,133	121	-	12-3	
1985-86	12	7 - 5	32,397	2,700	165	-	7-5	
1986-87	17	5 - 12	29,049	1,709	224	-	5-12	
1987-88	15	9 - 6	52,333	3,489	147	-	9-6	
1988-89	17	11 - 6	70,235	4,131	123	-	11-6	
1989-90	16	10 - 6	56,791	3,549	148	-	10-6	
1990-91	16	10 - 6	38,222	2,389	204	3-0	7-6	
1991-92	14	1 - 13	33,243	2,375	207	-	1-13	
1992-93	15	6 - 9	23,763	1,584	248	6-9	-	
1993-94	13	7 - 6	18,970	1,459		7-6	-	
1994-95	14	9 - 5	15,410	1,101		9-5	-	
1995-96	15	11 - 4	40,161	2,677		1-0	10-4	
1996-97	14	9 - 5	37,379	2,670		1-1	8-4	
1997-98	14	7 - 7	60,363	4,312		-	-	7-7
1998-99	15	4 - 11	47,035	3,136		-	-	4-11
1999-00	15	5 - 10	39,266	2,618	184	-	-	5-10
2000-01	17	12 - 5	77,104	4,528		-	-	12-5
2001-02	15	12 - 3	92,475	6,165	87	-	-	12-3
2002-03	17	11 - 6	121,926	7,172	69	-	-	11-6
Div. I Era	489	304 - 185	1,634,769	3,343		80-35	173-108	51-42

Bold indicates school record. NCAA refers to national attendance ranking as compiled by the NCAA. PG - Peterson Gym. SA - San Diego Sports Arena. Cox - Cox Arena at Aztec Bowl.

Cox Arena Record and Attendance

The Aztecs in Cox Arena

Season	W	L
1997-98	7	7
1998-99	4	11
1999-00	5	10
2000-01	12	5
2001-02	12	3
2002-03	11	6
Cox Totals	51	42

Attendance in Cox Arena

Season	Total	Avg.
1997-98	60,363	4,312
1998-99	47,035	3,136
1999-00	39,266	2,618
2000-01	77,104	4,528
2001-02	92,475	6,165
2002-03	121,926	7,172
Cox Totals	438,169	4,711

► Largest Home Crowds

Rk.	Att.	Facility	Opponent	Date	Day	Result
1.	13,106	SA	(7) North Carolina	Dec. 29, 1988	Thur.	L, 92-103
2.	(c) 12,414	Cox	(23/21) Texas Tech	Jan. 6, 2003	Mon.	L, 63-75
	(c) 12,414	Cox	(1/1) Arizona	Dec. 7, 2002	Sat.	L, 81-89
4.	11,764	Cox	UNLV*	Jan. 26, 2002	Sat.	L, 79-80 (ot)
5.	11,334	Cox	Fresno State*	Jan. 31, 1998	Sat.	L, 94-97
6.	11,044	SA	(1) DePaul (CC)	Dec. 30, 1980	Tues.	L, 69-85
7.	10,465	SA	(7) Brigham Young*	Feb. 18, 1988	Thur.	W, 82-80 (ot)
8.	10,281	SA	Hawai'i*	Feb. 13, 1982	Sat.	W, 79-60
9.	9,744	SA	(8) Long Beach State*	Jan. 6, 1972	Thur.	L, 75-89
10.	8,867	SA	UNLV*	Feb. 6, 1982	Sat.	W, 81-68
11.	8,843	SA	Texas-El Paso*	Feb. 14, 1985	Thur.	W, 76-63
12.	8,825	SA	LaSalle (CC)	Dec. 29, 1980	Mon.	W, 93-67
13.	8,649	SA	Wyoming*	Jan. 28, 1988	Thur.	L, 56-57
14.	8,554	Cox	Colorado State*	Feb. 1, 2003	Sat.	L, 69-72
15.	8,497	Cox	Brigham Young*	Jan. 20, 2003	Mon.	L, 69-80
16.	8,438	Cox	(21/16) Fresno State	Dec. 8, 2001	Sat.	W, 93-78
17.	8,186	Cox	San Diego	Dec. 9, 2000	Sat.	L, 52-55
18.	8,114	SA	UC Irvine (NIT)	Mar. 12, 1982	Fri.	L, 69-70
19.	8,078	Cox	San Diego	Jan. 8, 2003	Wed.	W, 78-72
20.	7,788	SA	Brigham Young*	Mar. 1, 1979	Thur.	L, 95-96
21.	7,648	SA	Fresno State*	Feb. 16, 1978	Thur.	W, 45-41
22.	7,611	SA	Brigham Young*	Feb. 12, 1983	Sat.	L, 67-69
23.	7,575	Cox	UNLV*	Feb. 11, 2003	Tues.	L, 64-79
24.	7,565	SA	(16) Villanova (CC)	Dec. 30, 1983	Fri.	L, 57-63
25.	7,536	SA	UNLV	Jan. 4, 1979	Thur.	L, 80-85
26.	7,233	SA	Brigham Young*	Jan. 28, 1982	Thur.	W, 80-66
27.	7,232	Cox	Utah* (D)	Feb. 9, 2002	Sat.	L, 53-70
28.	7,202	SA	Wyoming*	Mar. 6, 1982	Sat.	L, 64-66
29.	7,164	Cox	Utah*	Feb. 10, 2001	Sat.	L, 63-76
30.	6,883	SA	(15) Brigham Young*	Feb. 14, 1981	Sat.	W, 73-72

Opponent Associated Press national ranking at game time left of team name (Associated Press/coaches poll if available). * - Indicates conference game. c - indicates venue capacity. CC - Cabrillo Classic. NIT - Postseason NIT game.

► Largest Road/Neutral Crowds (since 1970-71 season)

Rk.	Att.	Opponent	Date	Result
1.	22,891	at Brigham Young*	Feb. 3, 1979	L, 80-88
2.	22,718	at (17) Brigham Young*	Jan. 8, 1981	L, 73-84
3.	21,873	at (12) Brigham Young*	Mar. 1, 1980	L, 81-114
4.	21,744	at Brigham Young*	Jan. 12, 1989	L, 81-85
5.	21,572	at (5) North Carolina	Nov. 24, 1991	L, 63-99
6.	21,365	at Brigham Young*	Feb. 16, 1984	L, 92-94 (ot)
7.	21,223	at Brigham Young*	Feb. 15, 1996	L, 68-81
8.	20,850	vs. (13/16) Illinois (D) (NCAA) ^	Mar. 15, 2002	L, 64-93
9.	20,794	at Brigham Young*	Jan. 14, 1983	L, 74-96
10.	20,725	at Brigham Young* (D)	Feb. 27, 1982	L, 66-106
11.	20,536	at Brigham Young*	Jan. 9, 1988	L, 65-92
12.	20,238	at Brigham Young*	Feb. 1, 1990	L, 58-75
13.	19,411	at Brigham Young* (D)	Jan. 12, 2002	L, 64-75
14.	18,743	at Brigham Young*	Jan. 31, 1985	W, 77-71
15.	18,424	at Brigham Young*	Feb. 10, 1994	L, 87-101
16.	18,142	at Brigham Young*	Jan. 12, 1995	L, 57-66
17.	18,129	at New Mexico*	Jan. 18, 1985	L, 85-94
18.	18,100	at New Mexico*	Mar. 2, 1989	L, 72-102
19.	18,031	at Brigham Young*	Feb. 7, 1991	L, 55-75
20.	18,025	at New Mexico*	Feb. 24, 1990	L, 69-91
21.	17,946	at New Mexico*	Jan. 14, 1984	W, 74-68
22.	17,755	at New Mexico*	Feb. 24, 1979	L, 78-84
23.	17,527	at New Mexico*	Feb. 25, 1995	L, 42-67
24.	17,469	at New Mexico*	Feb. 26, 2000	L, 49-78
25.	17,104	at New Mexico*	Mar. 1, 1986	L, 92-95 (ot)
26.	16,976	vs. Florida ^^	Dec. 21, 1985	W, 63-62
27.	16,937	at New Mexico*	Feb. 12, 1988	L, 85-93
28.	16,910	at Brigham Young*	Feb. 29, 1992	L, 78-98
29.	16,841	at New Mexico*	Feb. 2, 2002	W, 78-65
30.	16,830	at New Mexico*	Feb. 20, 1982	W, 86-79
	16,830	at New Mexico* (D)	Feb. 17, 2001	L, 54-72

^ - Game played at United Center (Chicago, Ill.). ^^ - Game played at Thomas & Mack Center (Las Vegas, Nev.)


1,000-Point Scorers

SAN DIEGO STATE



BASKETBALL

Michael Cage



1. Michael Cage


1,846 points

► West Memphis, Ark. ► 1981-82-83-84

The player most associated with the San Diego State basketball program, Michael Cage remains the school's all-time leading scorer (1,846) and rebounder (1,317)... Selected a second-team All-American in 1984 by the *Associated Press*, *United Press International* and *Basketball Weekly*... Was an honorable mention All-American as a junior as named by the AP and UPI... Earned co-WAC player of the year honors in 1983 and won the award outright in 1984... Ranked third nationally in rebounding as both a freshman and junior and as a senior was the only player to rank among the top 10 in scoring and rebounding... Member of the 1983 U.S. Pan American gold-medal winning team... Drafted in the first round of the 1984 NBA Draft by the Los Angeles Clippers... Among the many school records he set, he still holds the Aztec lead in the following categories: career scoring, single-season scoring (686), highest single-season scoring average (24.5), career rebounding, rebounds in a game (26), single-season field goals made (250), career free throws made (488), games started (112) and consecutive games started (112)... He played on Aztec teams which posted a 68-44 record with four straight winning seasons... Inducted into the Aztec Hall of Fame in 1993.

Year	G-GS	Min.-Avg.	FG-FGA	Pct.	3P-3PA	Pct.	FT-FTA	Pct.	Reb	Avg.	PF-D	AT	TO	BS	ST	Pts.	Avg.
80-81	27-27	1031-38.2	115-206	.558			65-86	.756	355	13.1	56-1	11	60	20	28	295	10.9
81-82	29-29	1076-37.1	123-252	.488			72-109	.661	256	8.8	46-0	44	51	25	34	318	11.0
82-83	28-28	1070-38.2	191-335	.570			165-221	.747	354	12.6	42-1	31	70	26	29	547	19.5
83-84	28-28	1085-38.8	250-445	.562			186-251	.741	352	12.6	62-0	12	52	47	35	686	24.5
Totals	112-112	4,262-38.1	679-1,238	.548			488-667	.732	1,317	11.8	206-2	98	233	118	126	1,846	16.5

Anthony Watson



2. Anthony Watson


1,735 points

► Detroit, Mich. ► 1983-84-85-86

One of the finest players in San Diego State history, Watson played in 110 games in his four seasons from the 1982-83 campaign through the 1985-86 season... The last Aztec player to earn most valuable player league honors (WAC Player of the Year in the 1985-86 season), he was a two-time first-team all-WAC selection (1985 and 1986)... In both 1985 and 1986 he was named to the all-WAC tournament team and is still today the only Aztec Division I player to be named to the all-conference tournament team twice... Ended his career as the fourth leading scorer in Western Athletic Conference history trailing only Devin Durrant, Danny Ainge and SDSU's Michael Cage... Broke the school record for points in a game when he tallied 54 against U.S. International on Feb. 20, 1986... That SDSU record that still stands today.

Year	G-GS	Min.-Avg.	FG-FGA	Pct.	3P-3PA	Pct.	FT-FTA	Pct.	Reb	Avg.	PF-D	AT	TO	BS	ST	Pts.	Avg.
82-83	28-20	766-27.4	132-320	.413			55-79	.696	54	1.9	63-2	85	93	1	27	319	11.4
83-84	23-15	628-27.3	102-261	.391			38-57	.667	64	2.8	59-4	70	78	8	36	242	10.5
84-85	31-30	971-31.3	222-475	.467			100-128	.781	102	3.3	73-2	105	82	3	74	544	17.6
85-86	28-28	965-34.5	246-520	.473			138-182	.758	142	5.1	96-7	96	84	6	55	630	22.5
Totals	110-93	3,330-30.3	702-1576	.445			331-446	.742	362	3.3	291-15	356	337	18	192	1,735	15.8

Tony Pinkins



3. Tony Pinkins


1,475 points

► East Chicago, Ind. ► 1955-56-57

Broke the SDSU scoring record in 1957 and held the mark as the school's top scorer for 27 years... Remains the top Aztec scorer in a three-year career... Ranks third all-time with an 18.1 career scoring average... A three-time all-CCAA selection... Sits in second place with 485 free throws made in his career, only three behind Michael Cage, and holds the record for free throws in a three-year career.

Year	G-GS	Min.-Avg.	FG-FGA	Pct.	3P-3PA	Pct.	FT-FTA	Pct.	Reb	Avg.	PF-D	AT	TO	BS	ST	Pts.	Avg.
54-55	26-na	126-353	.357				170-222	.766	258	9.9	77-4					422	16.2
55-56	29-na	187-395	.473				150-208	.721	346	11.9	75-4					524	18.1
56-57	27-na	182-447	.407				165-228	.724								529	19.6
Totals	82-na	495-1,195	.414				485-658	.737								1,475	18.0

Bob Brady



4. Bob Brady


1,389 points

► York, Penn. ► 1952-53-54

One of the first great scorers in SDSU history and only the second Aztec to eclipse the 1,000 point mark... Holds the record for career scoring average at 18.8 points per game... SDSU's all-time leading scorer when he finished his career in 1954 and held the honor until 1957... A two-time All-CCAA selection... Made a SDSU single season record 213 free throws in 1952-53.

Year	G-GS	Min.-Avg.	FG-FGA	Pct.	3P-3PA	Pct.	FT-FTA	Pct.	Reb	Avg.	PF-D	AT	TO	BS	ST	Pts.	Avg.
51-52	23-na	133-na					109-na									375	16.3
52-53	28-na	186-437	.426				213-280	.761	189	6.8	88-7					585	20.9
53-54	23-na	142-281	.505				145-174	.833								429	18.7
Totals	74-na	461-na					467-na									1,389	18.8

Steve Copp



5. Steve Copp

1,352 points

► Chula Vista, Calif. ► 1973-74-75-76

One of the truly great student-athletes in SDSU history... Finished career as third-leading scorer in school history with a 3.92 GPA in zoology... The only Academic All-American in SDSU history, as he garnered first-team plaudits in 1976 and second-team honors in 1975... Pacific Coast Athletic Association (PCAA) Player of the Year as a senior, and a two-time first team all-PCAA member... Scored 39 points against Kansas State as a sophomore, which ranks eighth all-time and is the second highest total against a ranked opponent... Also ranks fourth in career rebounds with 737 and still holds the record for rebounds in an NCAA tournament game with 17 against UNLV in 1975.

Year	G-GS	Min.-Avg.	FG-FGA	Pct.	3P-3PA	Pct.	FT-FTA	Pct.	Reb	Avg.	PF-D	AT	TO	BS	ST	Pts.	Avg.
72-73	26-na	97-234	.415				76-113	.673	173	6.7	71-2	33				270	10.4
73-74	11-na	59-138	.428				26-38	.684	69	6.3	35-3	16				144	13.1
74-75	27-na	144-337	.427				85-128	.664	247	9.1	88-3	58				373	13.8

1,000-Point Scorers

75-76	29-na	207-417	.496	106-160	.663	248	8.6	87-4	64	520	17.9
Totals	93-na	507-1,126	.450	293-439	.667	737	7.9	281-12	171	1,307	14.1

6. Al Skalecky

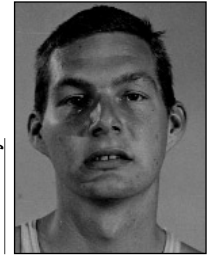
1,271 points

► La Mesa, Calif. ► 1966-67-68

One of only two players in SDSU history to score 1,000 points and grab 1,000 rebounds... Earned all-CCAA honors in 1966 and was a NAIA third team All-American in 1967... Leads SDSU career rebounding average list at 11.8 rebounds per game and tops the single season list with 13.6 rebounds per game... Ranks second on the all-time rebounding list (1,090) and is the top rebounder at SDSU in a three-year career... 2003 Aztec Hall of Fame inductee.

Year	G-GS	Min.-Avg.	FG-FGA	Pct.	3P-3PA	Pct.	FT-FTA	Pct.	Reb	Avg.	PF-D	AT	TO	BS	ST	Pts.	Avg.
65-66	26-na		172-366	.470			104-172	.605	356	13.7	97-8					448	17.2
66-67	29-na		154-385	.400			106-182	.582	394	13.6	102-na					414	14.3
67-68	27-na		155-305	.508			99-175	.566	340	12.6	92-na					409	15.1
Totals	82-na		481-1,056	.455			309-529	.584	1,090	13.3	291-na					1,271	15.5

Al Skalecky



7. Tony Ross


1,259 points

► Portland, Ore. ► 1987-88-89

The top three-point artist in SDSU history as he holds nearly every record associated with shots from behind the arc including the following categories: career made (270), single season made (103), career percentage (45.8%), single season percentage (46.9%), and three's made in a single game (9)... Scored 455 points in his first season to set the Aztec record for freshman, which still stands today.

Year	G-GS	Min.-Avg.	FG-FGA	Pct.	3P-3PA	Pct.	FT-FTA	Pct.	Reb	Avg.	PF-D	AT	TO	BS	ST	Pts.	Avg.
86-87	28-21	757-27.0	152-364	.418	104-223	.466	47-63	.746	61	2.2	72-3	35	62	1	18	455	16.3
87-88	29-25	987-34.0	150-338	.444	100-213	.469	61-75	.813	93	3.2	76-3	41	62	5	26	461	15.9
88-89	28-11	658-23.5	111-231	.481	66-153	.431	55-65	.846	61	2.2	58-2	28	30	2	12	343	12.3
Totals	85-57	2,402-28.3	413-933	.443	270-589	.458	163-203	.803	215	2.5	206-8	104	154	8	56	1,259	14.8

Tony Ross



8. Chad Nelson


1,225 points

► Carlsbad, Calif. ► 1994, 95, 96, 97

A classic overachiever as he started in 103 straight games at SDSU after not being heavily recruited out of high school... Ranks second in SDSU annals in both career assists (412), and career steals (175)... Hit 85.5% of his free throws his senior year, the third highest single-season percentage in school history.

Year	G-GS	Min.-Avg.	FG-FGA	Pct.	3P-3PA	Pct.	FT-FTA	Pct.	Reb	Avg.	PF-D	AT	TO	BS	ST	Pts.	Avg.
93-94	28-19	707-25.3	39-88	.443	21-45	.467	60-82	.732	75	2.7	50-2	90	48	4	36	159	5.7
94-95	28-28	1,044-37.3	93-222	.419	27-77	.351	122-157	.777	117	4.2	58-1	105	89	1	43	335	12.0
95-96	29-29	1,019-35.1	102-237	.430	40-112	.357	91-114	.798	81	2.8	61-0	122	62	1	38	335	11.6
96-97	27-27	922-34.1	110-267	.412	34-103	.330	142-166	.855	97	3.6	63-2	95	67	3	58	396	14.7
Totals	112-103	3,692-33.0	344-814	.423	122-337	.362	415-519	.800	370	3.3	232-5	412	266	9	175	1,225	10.9

Chad Nelson



9t. Will Connelly


1,188 points

► Brooklyn, N.Y. ► 1975, 76, 77

Leading scorer on SDSU's first ever NCAA Division I tournament team in 1975 and led the Aztecs back to the tournament again in 1976... First team all-PCAA and conference tournament MVP in 1976... Holds the record for points by a sophomore (479) when he averaged 17.7 points per game... Set the Aztec record for points scored in a game when he racked up 40 against Purdue in 1974... The mark currently ranks fifth in SDSU annals but remains the top game against a ranked opponent and the top scoring effort by a sophomore.

Year	G-GS	Min.-Avg.	FG-FGA	Pct.	3P-3PA	Pct.	FT-FTA	Pct.	Reb	Avg.	PF-D	AT	TO	BS	ST	Pts.	Avg.
74-75	27-na	196-41.0	478				87-159	.547	248	9.2	61-0	16				479	17.7
75-76	29-na		187-397	.471			107-153	.699	258	8.9	79-0	32				481	16.6
76-77	26-na		94-213	.441			40-64	.625	135	5.2	48-0	24				228	8.8
Totals	82-na		477-1,020	.468			234-376	.622	641	7.8	188-0	72				1,188	14.5

Will Connelly



9t. Von Jacobsen


1,188 points

► San Diego, Calif. ► 1969, 70, 71

The top Aztec scorer in 1969 and 1970 including one of the best sophomore campaigns in SDSU history... Scoring average of 18.4 in 1970 still tops the sophomore-scoring list... Set the single-game scoring record with 40 points against Chapman in 1969, and held the record for 10 seasons and remains the top scoring effort for a sophomore... Father of NBA's Casey Jacobsen of Stanford.

Year	G-GS	Min.-Avg.	FG-FGA	Pct.	3P-3PA	Pct.	FT-FTA	Pct.	Reb	Avg.	PF-D	AT	TO	BS	ST	Pts.	Avg.
68-69	25-na	189-40.2	470				83-120	.692	95	3.8	65-na					461	18.4
69-70	26-na	158-31.6	500				110-150	.733	169	6.5	77-na					426	16.4
70-71	26-na	110-19.2	573				81-115	.704	115	4.4	75-na					301	11.6
Totals	77-na		457-910	.502			274-385	.712	379	4.9	217-na					1,188	15.4

Von Jacobsen



11. Bernie Finlay


1,110 points

► Syracuse, N.Y. ► 1958, 59, 60

A three-time All-CCAA selection including an outstanding senior season that saw the Aztec captain score 20.1 points per game, the fifth-best single-season scoring average in school history... Excellent free throw shooter who connected on 78% of his foul shots during his career, which ranks sev-

1,000-Point Scorers

Bernie Finlay



ent in Aztec history... Knocked down 83% of his shots from the charity stripe in 1959, the eighth best single-season percentage at SDSU.

Year	G-GS	Min.-Avg.	FG-FGA	Pct.	3P-3PA	Pct.	FT-FTA	Pct.	Reb	Avg.	PF-D	AT	TO	BS	ST	Pts.	Avg.
57-58	23-na		95-197	.482			66-98	.673	113	4.9	57-na					256	11.1
58-59	24-na		116-266	.436			100-121	.826	150	6.2	62-na					332	13.8
59-60	26-na		168-426	.394			186-234	.795	167	6.4	76-na					522	20.1
Totals	73-na		379-889	.426			352-453	.777	430	5.9	195-na					1,110	15.2

12. Myron Epps

1,090 points

► Tulare, Calif. ► 1999, 00, 01, 02

A four-year staple on the Aztec roster... The only player from the pre-Steve Fisher era on the 2002 NCAA Tournament team... Played a variety of roles in his career from point production (he led the team in scoring his sophomore season and was second on the squad his freshman and junior seasons), to developing into the Aztecs' key defensive stopper his senior campaign... A fixture in the Aztec lineup that carved his name into the school's record book during his four-year career... Was present during the Aztecs' transformation into a championship program... Epps saw his team's record improve all four seasons, going 4-22 as a freshman, 5-23 as a sophomore, 14-14 as a junior and 21-12 as a senior... Was the 18th player in school history to record 1,000 career points... Had 54 career double-digit scoring games to his credit and led the Aztecs in scoring 27 times and was the team's top rebounder 27 times... Started 58 consecutive games from Dec. 18, 1999 through Dec. 5, 2001 (streak broken Dec. 8, 2001)... First Aztec player to average double-figures in scoring for three consecutive years since Chad Nelson did it in the 1994-95, 1995-96 and 1996-97 seasons... Led San Diego State in field-goal percentage in each of his first three seasons, joining Von Jacobsen (1968-69, 1969-70 and 1970-71) as the only Aztec players to do that in the Division I era... Career SDSU rankings at the he left the program: 12th in scoring (1,090), 10th in field-goal percentage (50.7), tied for second in games (113), fifth in starts since the 1978-79 season (81), fifth in minutes played since the 1978-79 season (2,971), fifth longest consecutive start streak since the 1980-81 season (58).

Year	G-GS	Min.-Avg.	FG-FGA	Pct.	3P-3PA	Pct.	FT-FTA	Pct.	Reb	Avg.	PF-D	AT	TO	BS	ST	Pts.	Avg.
98-99	26-20	758-29.2	116-241	.481	0-2	.000	76-147	.517	145	5.6	56-1	14	48	4	10	308	11.8
99-00	28-25	932-33.3	149-291	.512	2-4	.500	104-172	.605	165	5.9	77-1	18	68	7	10	404	14.4
00-01	28-28	818-29.2	118-215	.549	0-2	.000	75-118	.636	126	4.5	53-0	27	52	2	10	311	11.1
01-02	31-8	463-14.9	24-56	.429	0-1	.000	19-29	.655	72	2.3	47-0	22	32	3	1	67	2.2
Totals	113-81	2,971-26.3	407-803	.507	2-9	.222	274-466	.588	508	4.5	233-2	81	200	16	31	1,090	9.7

Myron Epps



13. Eddie Morris


1,089 points

► Memphis, Tenn. ► 1980, 81, 82, 83

Led SDSU in scoring in each of his first two seasons coming off the bench and remained a scoring spark during his final two campaigns... Holds the freshman single-game scoring record with 41 points against UNLV in 1980, when he went 20-for-25 from the field... The total remains the fourth best scoring effort in Aztec history... Also ranks fourth on the career steals list with 136.

Year	G-GS	Min.-Avg.	FG-FGA	Pct.	3P-3PA	Pct.	FT-FTA	Pct.	Reb	Avg.	PF-D	AT	TO	BS	ST	Pts.	Avg.
79-80	24-12	665-27.7	144-326	.442			31-54	.574	85	3.5	69-3	30	41	13	24	319	13.3
80-81	25-9	603-24.1	124-280	.443			38-51	.745	65	2.6	70-2	28	34	14	30	286	11.4
81-82	28-18	554-19.8	93-213	.437			30-44	.682	53	1.9	66-3	35	27	1	44	216	7.7
82-83	28-23	805-28.8	122-279	.437			24-33	.727	103	3.7	85-4	35	42	4	38	268	9.6
Totals	105-62	2,627-25	483-1,098	.440			123-182	.676	306	2.9	290-12	127	144	32	136	1,089	10.4

Eddie Morris



14. Danny Newport

1,048 points

► San Diego, Calif. ► 1954, 55, 56

Instrumental component of the 1954 Aztecs that advanced to the NAIA tournament and helped lead SDSU to a 58-21 (.734) record in his three years on The Mesa... Made an amazing 79.9% of his field goals in his freshman season of 1954, which tops the SDSU list and is better than the all-time NCAA record for a season... Career field goal percentage of 55.2% ranks fifth on the SDSU all-time list.

Year	G-GS	Min.-Avg.	FG-FGA	Pct.	3P-3PA	Pct.	FT-FTA	Pct.	Reb	Avg.	PF-D	AT	TO	BS	ST	Pts.	Avg.
53-54	24-na		107-134	.799			75-113	.664	92	3.8	68-1					289	12.0
54-55	23-na		124-250	.496			84-110	.764	128	5.6	41-1					332	14.4
55-56	29-na		148-302	.490			131-168	.780	110	3.8	54-0					427	14.7
Totals	76-na		379-686	.552			290-391	.742	330	4.3	163-2					1,048	13.8

Danny Newport



15. Milton Phelps

1,043 points

► East Chicago, Ind. ► 1938, 39, 40, 41

The first great scorer in SDSU history as he was the first Aztec to break the 1,000 mark in 1941... Held the career scoring record for 13 seasons... A three-time NAIA All-American including a two-time first-team selection, the only Aztec to boast either accomplishment... Led SDSU to the NAIA national title in 1941 and the national championship game in each of the previous two seasons.

Year	G-GS	Min.-Avg.	FG-FGA	Pct.	3P-3PA	Pct.	FT-FTA	Pct.	Reb	Avg.	PF-D	AT	TO	BS	ST	Pts.	Avg.
37-38	16-na		83-na				36-na									202	12.6
38-39	31-na		157-na				81-na									395	12.7
39-40	28-na		110-na				62-na									282	10.1
40-41	22-na		64-na				36-na									164	7.5
Totals	97-na		414-na				215-na									1,043	10.8

Milton Phelps



16. David Miller

1,034 points

► San Diego, Calif. ► 1966, 67, 68

Assisted Aztecs in two straight NCAA DII Tournament appearances including a run to the quarterfinals in 1967... Led SDSU in scoring as a senior

1,000-Point Scorers

in 1968 averaging 15.4 points per game.

Year	G-GS	Min.-Avg.	FG-FGA	Pct.	3P-3PA	Pct.	FT-FTA	Pct.	Reb	Avg.	PF-D	AT	TO	BS	ST	Pts.	Avg.
65-66	26-na		129-280	.461			69-104	.663	140	5.4	63-2					327	12.6
66-67	29-na		117-245	.478			58-99	.586	145	5.0	71-na					292	10.1
67-68	27-na		168-329	.511			79-132	.598	123	4.6	72-na					415	15.4
Totals	82-na		414-854	.485			206-335	.615	408	5.0	206-na					1,034	12.6

17. Leonard Allen

1,019 points

► Port Arthur, Texas ► 1982, 83, 84, 85

One of the top big-men in SDSU history... Earned first team all-WAC as a senior in 1985... Leads the Aztec career field goal percentage list as he knocked down 396 out of 692 (.572) shots at SDSU... Also ranks fifth in career rebounds with 724.

Year	G-GS	Min.-Avg.	FG-FGA	Pct.	3P-3PA	Pct.	FT-FTA	Pct.	Reb	Avg.	PF-D	AT	TO	BS	ST	Pts.	Avg.
81-82	29-26	545-18.8	57-106	.538			16-31	.516	107	3.7	57-0	1	47	45	8	130	4.5
82-83	28-28	823-29.4	86-153	.562			21-48	.438	168	6.0	67-1	8	36	41	5	193	6.9
83-84	28-25	823-29.4	95-170	.559			53-86	.616	197	7.0	71-2	5	46	46	9	243	8.7
84-85	31-31	1,000-32.3	158-263	.601			137-204	.672	252	8.1	79-2	8	53	82	14	453	14.6
Totals	116-110	3,191-27.5	396-692	.572			227-369	.615	724	6.2	274-5	22	182	214	36	1,019	8.8

18. Tony Bland

1,012 points

► Los Angeles, Calif. ► 2002, 03

Transferred to San Diego State after playing in 64 games and making 33 starts in two seasons at Syracuse... His decision to come to San Diego State gave the Aztecs instant credibility in the Los Angeles area... All four of his collegiate seasons resulted in winning records and postseason appearances... Three time in his career his team won 21 or more games and advanced to the NCAA Tournament... A natural two guard who also played the point to benefit the team... Helped lead San Diego State to consecutive postseason appearances for the first time in the school's Division I history... Played for two coaches that have won national championships in Syracuse's Jim Boeheim and Steve Fisher of San Diego State... In 2001-02, he became the first player in Mountain West Conference history to rank in the league's top 10 in scoring and assists and top 20 in rebounding in the same season... Had one of the best mid-range games in college basketball, possessing the ability to create space off the dribble... Ended his college career (including two seasons at Syracuse) with 1,368 points, 331 rebounds, 319 assists and 127 steals... Bland saw action in 127 games and made 95 career starts... Played in all 63 games for San Diego State during the 2001-02 and 2002-03 season... Started 62 of those 63 contests (lone non-start was the home finale his junior season when Steve Fisher started all five seniors)... Led the Aztecs to a 37-26 record in his two seasons and guided SDSU to consecutive postseason appearances for the first time in the school's Division I history... Helped the Aztecs advance to the 2002 NCAA Tournament, SDSU's first appearance in the tourney since 1986 and followed that up with an appearance in the 2003 National Invitation Tournament... SDSU advanced to the second round of the '03 NIT and recorded the school's first Division I postseason victory... In his two seasons at San Diego State, Bland led the Aztecs in points 27 times, rebounds seven times and assists 26 times... He had 56 double-figure scoring games at SDSU (70 career double-figure scoring games, counting 14 at Syracuse)... Career SDSU ranks: 18th in scoring (1,012, most among two-year players), 7th in career scoring average (16.1) and 9th in minutes played since the 1978-79 season (2,182).

Final stats are located on pages 83.

19. Kim Goetz

1,005 points

► Moscow, Idaho ► 1978, 79

One of the best scorers in SDSU history... Second in career scoring with an 18.6 points per game average in his two years with the Aztecs... Holds the record for points in a two-year career... Holds two of the top three scoring efforts in SDSU history as he posted 42 against Colorado State and followed with 44 against Utah in 1979... The 44 points vs. Utah is the top scoring effort against a SDSU conference foe... Averaged 20.5 points his senior season which ranks fourth on the single-season list... The top free-throw shooter in school history with a school record 85.2% career average and 90.2% single season mark from the line.

Year	G-GS	Min.-Avg.	FG-FGA	Pct.	3P-3PA	Pct.	FT-FTA	Pct.	Reb	Avg.	PF-D	AT	TO	BS	ST	Pts.	Avg.
77-78	28-na		206-401	.514			61-76	.803	79	2.8	81-3	53	55	13	19	473	16.9
78-79	26-25	809-31.1	229-451	.508			74-82	.902	115	4.4	86-3	49	41	17	32	532	20.5
Totals	54		435-852	.511			135-158	.854	194	3.6	167-6	102	96	30	51	1,005	18.6

20. Randy Holcomb


1,002 points

► Chicago, Ill. ► 2001, 02


The player who helped usher in Steve Fisher's second recruiting class... The first nationally prominent player to sign with the Aztecs in the Steve Fisher era... Signaled the beginning of a new era in San Diego State basketball when he elected to sign with the Aztecs out of junior college... Athletically gifted player who carried much of the offensive burden for the Aztecs during his tenure... Contributed at both forward positions... Heavily recruited out of both high school and junior college... Played for two coaches who won national championships in Fresno State's Jerry Tarkanian and Steve Fisher of San Diego State... Only MWC player selected in the 2002 NBA Draft, as he was picked in the second round (57th overall) by the San Antonio Spurs... Rights were traded with Mike Bryant and draft rights to John Salmons (26th overall) to Philadelphia for Speedy Claxton... Underwent successful arthroscopic surgery to remove loose cartilage and bone chips in his knee prior to his senior season... Started all 61 games at San Diego State after transferring from L.A. City College... Led San Diego State to a 35-26 record in his two seasons, when the Aztecs posted a 9-45 record the two years before his arrival... Helped San Diego State advance to the NCAA Tournament in 2002 for the first time since 1986... In his two seasons he recorded 19 point-rebound double-doubles (also recorded one double-double while at Fresno State), led SDSU in rebounding 40 times, in scoring 31 times and in assists seven times... Had 63 double-figure scoring games in his career, 56 came while at San Diego State... Career SDSU ranks upon the completion of his eligibility: 19th in scoring (1,002), tied for 10th in blocked shots (51), tied for ninth in career starts since 1978-79 season (61).

Year	G-GS	Min.-Avg.	FG-FGA	Pct.	3P-3PA	Pct.	FT-FTA	Pct.	Reb	Avg.	PF-D	AT	TO	BS	ST	Pts.	Avg.
00-01	28-28	863-30.8	163-386	.422	19-65	.292	99-145	.683	185	6.6	73-1	40	91	19	24	444	15.9
01-02	33-33	1067-32.3	220-426	.516	12-40	.300	106-167	.635	296	9.0	83-1	57	116	32	24	558	16.9
Totals	61-61	1930-31.6	383-812	.472	31-105	.295	205-312	.657	481	7.9	156-2	97	207	51	48	1,002	16.4

David Miller




Leonard Allen




Tony Bland



Kim Goetz



Randy Holcomb



Annual Statistical Leaders


SAN DIEGO STATE



BASKETBALL

► Scoring Average

Year	Name	Gms	FG	3Pt	FT	Pts.	Avg.
22-23	Alden Ross	-	-	-	-	-	-
23-24	Byron Bryant	-	-	-	-	-	-
24-25	Paul Mott	22	-	-	-	259	11.8
25-26	Paul Mott	19	-	-	-	249	13.1
26-27	Paul Mott	14	-	-	-	123	8.8
28-29	Bob Tucker	11	-	-	-	164	14.9
32-33	Art Linkletter	10	29	-	12	70	7.0
33-34	Art Linkletter	16	53	-	35	141	8.8
34-35	Clinton Moss	17	77	-	26	180	10.6
35-36	Byron Lindsley	14	55	-	23	133	9.5
36-37	Byron Lindsley	24	108	-	50	266	11.1
37-38	Milton Phelps	16	83	-	36	202	12.6
38-39	Milton Phelps	31	157	-	81	395	12.7
39-40	Milton Phelps	28	110	-	62	282	10.0
40-41	Dick Mitchell	28	-	-	-	213	7.6
41-42	Jim Ahler	22	67	-	60	194	8.8
42-43	Jim Ahler	23	101	-	64	266	11.6
43-44	Bob Crumley	15	-	-	-	203	13.5
44-45	Bob Crumley	27	-	-	-	328	12.1
45-46	Dick Barnes	16	83	-	43	209	13.1
46-47	Kenny Hale	27	80	-	58	219	8.1
47-48	Tom Keeseey	27	130	-	68	328	12.1
48-49	Tom Keeseey	26	110	-	71	291	11.2
49-50	Dick Barnes	24	114	-	69	297	12.4
50-51	Bill Meyer	26	103	-	53	259	10.0
51-52	Bob Brady	23	133	-	109	375	16.3
52-53	Bob Brady	28	186	-	213	585	20.9
53-54	Bob Brady	23	142	-	145	429	18.7
54-55	Tony Pinkins	26	126	-	170	422	16.2
55-56	Tony Pinkins	29	187	-	150	524	18.1
56-57	Tony Pinkins	27	182	-	165	529	19.6
57-58	Arch Rambeau	18	107	-	67	281	15.6
58-59	Bernie Finlay	24	116	-	100	332	13.8
59-60	Bernie Finlay	26	168	-	186	522	20.1
60-61	Dick Maureau	24	119	-	107	345	14.4
61-62	Carl Hunter	26	141	-	117	399	15.3
62-63	Jack Shawcroft	26	111	-	83	305	11.7
63-64	Jack Shawcroft	26	136	-	91	363	14.0
64-65	Larry Meek	25	156	-	86	398	15.9
65-66	Al Skalecky	26	172	-	104	448	17.2



Deandre Moore led San Diego State in assists and steals in both the 2000-01 and 2002-03 seasons.

66-67	Bob Lundgren	26	176	-	86	438	16.8
67-68	Dave Miller	27	168	-	79	415	15.4
68-69	Von Jacobsen	25	189	-	83	461	18.4
69-70	Von Jacobsen	26	158	-	110	426	16.4
70-71	Gary Schneider	25	154	-	69	377	15.1
71-72	Chris McMurray	28	177	-	98	452	16.1
72-73	Geoff Pete	26	120	-	75	315	12.1
73-74	John Anderson	26	124	-	67	315	12.1
74-75	Will Connelly	27	196	-	87	479	17.7
75-76	Steve Copp	29	207	-	106	520	17.9
76-77	Presnell Gilbert	22	148	-	42	338	15.4
77-78	Kim Goetz	28	206	-	61	473	16.9
78-79	► Kim Goetz	26	229	-	74	532	20.5
79-80	Eddie Morris	24	144	-	31	319	13.3
80-81	Zack Jones	27	183	-	96	462	17.1
81-82	Keith Smith	29	135	-	100	370	12.8
82-83	Michael Cage	28	191	-	165	547	19.5
83-84	Michael Cage	28	250	-	186	686	24.5
84-85	Anthony Watson	31	222	-	100	544	17.5
85-86	► Anthony Watson	28	246	-	138	630	22.5
86-87	Tony Ross	28	152	104	47	455	16.3
87-88	Tony Ross	29	150	100	61	461	15.9
88-89	Mitch McMullen	29	159	-	104	422	14.6
89-90	Shawn Jamison	31	203	-	114	520	16.8
90-91	Marty Dow	29	207	1	79	494	17.0
91-92	Joe McNaull	28	146	-	74	366	13.1
92-93	Joe McNaull	29	131	-	78	340	11.7
93-94	Carlus Groves	22	147	21	87	402	18.3
94-95	Marc Carter	28	148	6	70	372	13.3
95-96	Kareem Anderson	23	121	24	49	315	13.7
96-97	Jason Richey	27	144	64	122	474	17.6
97-98	Jason Richey	25	133	72	96	434	17.4
98-99	Matt Watts	25	141	30	51	363	14.5
99-00	Myron Epps	28	149	2	104	404	14.4
00-01	Randy Holcomb	28	163	19	99	444	15.9
01-02	Al Faux	29	171	66	86	494	17.0
02-03	Tony Bland	30	180	20	113	493	16.4

► Rebounding Average

Year	Name	Gms	Reb.	Avg.
57-58	Ray Waters	25	194	7.8
58-59	Ed Davidson	18	177	9.8
59-60	Carl Hunter	20	159	8.0
60-61	Norm Ostapinski	24	199	8.3
61-62	Carl Hunter	26	197	7.6
62-63	Larry Meek	26	277	10.7
63-64	Larry Meek	24	220	9.2
64-65	Larry Meek	25	267	10.7
65-66	Al Skalecky	26	356	13.7
66-67	Al Skalecky	29	394	13.6
67-68	Al Skalecky	27	340	12.6
68-69	Eric Martensen	25	278	11.1
69-70	Jon Borchert	26	223	8.6
70-71	Gary Schneider	25	220	8.8
71-72	Chris McMurray	28	350	12.5
72-73	Chris McMurray	14	142	10.1
73-74	Allen Bunting	26	175	6.7
74-75	Will Connelly	27	248	9.2
75-76	Will Connelly	29	258	8.9
76-77	Joel Kramer	28	257	9.2
77-78	Joel Kramer	28	255	9.1
78-79	Steve Malovic	27	265	9.8
79-80	Eddy Gordon	27	239	8.9
80-81	► Michael Cage	27	355	13.1
81-82	Michael Cage	29	256	8.8
82-83	► Michael Cage	28	354	12.6
83-84	► Michael Cage	28	352	12.6
84-85	► Leonard Allen	31	252	8.1
85-86	Steffond Johnson	17	143	8.4
86-87	Gerald Murray	30	238	7.9
87-88	Rodney Hawkins	29	229	7.9
88-89	Mitch McMullen	29	230	7.9
89-90	Shawn Jamison	31	213	6.9
90-91	Marty Dow	29	274	9.5
91-92	Joe McNaull	28	220	7.9

92-93	Joe McNaull	29	238	8.2
93-94	Marc Carter	28	156	5.6
94-95	Marc Carter	28	188	6.7
95-96	Leon Carter	29	218	7.5
96-97	Kevin Betts	27	155	5.7
97-98	Roy Kruiuswyk	28	235	8.4
98-99	Myron Epps	26	145	5.6
99-00	Marcelo Correa	28	179	6.4
00-01	Randy Holcomb	28	185	6.6
01-02	► Randy Holcomb	33	296	9.0
02-03	Aerick Sanders	30	228	7.6

► Assist Average

Year	Name	Gms	Ast.	Avg.
72-73	Chris Marlowe	26	56	2.2
73-74	Mark Delsman	26	120	4.6
74-75	Ray Leary	27	99	3.7
75-76	Ray Leary	29	163	5.6
76-77	Dean Decker	28	131	4.7
77-78	Dean Decker	28	176	6.3
78-79	► Tony Gwynn	27	153	5.7
79-80	► Tony Gwynn	27	221	8.2
80-81	Tony Gwynn	26	164	6.3
81-82	► Keith Smith	29	212	7.3
82-83	► Keith Smith	24	137	5.7
83-84	Jeff Konek	28	132	4.7
84-85	► Creon Dorsey	31	171	5.5
85-86	Anthony Watson	28	96	3.4
86-87	Tracy Dildy	28	82	2.9
87-88	Bryan Williams	28	148	5.3
88-89	Bryan Williams	20	95	4.8
89-90	Michael Best	30	125	4.2
90-91	Arthur Massey	28	139	5.0
91-92	Virgil Smith	28	113	4.0
92-93	Jason Hamilton	26	97	3.7
93-94	Chad Nelson	28	90	3.2
94-95	Chad Nelson	28	105	3.8
95-96	Raymond King	29	150	5.2
96-97	Jason Richey	27	106	3.9
97-98	Matt Watts	28	106	3.8
98-99	Donte Wilson	26	75	2.9
99-00	Bradley Jackson	28	101	3.6
00-01	Deandre Moore	25	124	5.0
01-02	Tony Bland	33	112	3.4
02-03	Deandre Moore	30	122	4.1

► Steal Average

Year	Name	Gms	Steals	Avg.
78-79	Tony Gwynn	27	59	2.2
79-80	Tony Gwynn	27	47	1.7
80-81	Tony Gwynn	26	35	1.3
81-82	Eddie Morris	28	44	1.6
82-83	Keith Smith	24	33	1.4
83-84	Anthony Watson	23	36	1.6
84-85	Anthony Watson	31	74	2.4
85-86	Anthony Watson	28	55	2.0
86-87	Tracy Dildy	28	33	1.2
87-88	Bryan Williams	28	52	1.9
88-89	Michael Best	26	61	2.3
89-90	Michael Best	30	65	2.2
90-91	Arthur Massey	28	46	1.6
91-92	Virgil Smith	28	26	0.9
92-93	► Jason Hamilton	26	55	2.1
93-94	Carlus Groves	22	32	1.5
94-95	Chad Nelson	28	43	1.5
95-96	Raymond King	29	63	2.2
96-97	Chad Nelson	27	58	2.1
97-98	Matt Watts	28	61	2.2
98-99	► Matt Watts	25	65	2.6
99-00	Marcelo Correa	28	36	1.3
00-01	Deandre Moore	25	38	1.5
01-02	Al Faux	29	42	1.4
02-03	Deandre Moore	30	43	1.4

Annual Statistical Leaders

SAN DIEGO STATE



BASKETBALL

► Blocked Shots

Year	Name	Gms	Blocks	Avg.
78-79	Steve Malovic	27	34	1.3
79-80	Eddy Gordon	27	43	1.6
80-81	Michael Cage	27	20	0.7
81-82	Leonard Allen	29	45	1.6
82-83	Leonard Allen	28	41	1.5
83-84	Michael Cage	28	47	1.7
84-85	Leonard Allen	31	82	2.6
85-86	Steffond Johnson	17	11	0.6
86-87	Rodney Hawkins	30	34	1.1
87-88	Rodney Hawkins	29	33	1.1
88-89	Mitch McMullen	29	23	0.8
89-90	Marty Dow	23	22	1.0
90-91	Marty Dow	29	46	1.6
91-92	Joe McNaull	28	41	1.5
92-93	Joe McNaull	29	41	1.4
93-94	Marc Carter	28	32	1.1
94-95	Leon Carter	28	25	0.9
95-96	Leon Carter	29	33	1.1
96-97	Kevin Betts	27	24	0.9
97-98	Roy Krusivsky	28	21	0.8
98-99	Marcelo Correa	26	26	1.0
99-00	Marcelo Correa	28	27	0.9
00-01	Marcelo Correa	28	32	1.1
01-02	Randy Holcomb	33	32	1.0
02-03	Evan Burns	26	25	1.0
	Aerick Sanders	30	25	0.8

► Field-Goal Percentage

Minimum 85 field goals made

Year	Name	FG	FGA	Pct.
59-60	Bernie Revak	97	240	.404
60-61	Norm Ostapinski	108	243	.444
61-62	Norm Ostapinski	90	192	.469
62-63	Bob Mackey	90	197	.457
63-64	Jim Bowers	124	280	.443
64-65	Jack Shawcroft	82	193	.425
65-66	Rip Barrett	160	310	.516
66-67	Bob Clem	146	291	.502
67-68	Dave Miller	168	329	.511
68-69	Von Jacobsen	189	402	.470
69-70	Von Jacobsen	158	316	.500
70-71	Von Jacobsen	110	192	.573
71-72	Jimmy Wilkins	163	343	.475
72-73	John Anderson	114	234	.486
73-74	Brad McNamara	125	281	.430
74-75	Will Connelly	196	410	.478
75-76	Joel Kramer	99	188	.527
76-77	Mike Dodd	86	166	.518
77-78	Steve Malovic	145	259	.560
78-79	Steve Malovic	192	350	.549
79-80	Tony Gwynn	109	226	.482
80-81	Michael Cage	115	206	.558
81-82	Donell Plummer	119	234	.509
82-83	Michael Cage	191	335	.570
83-84	Michael Cage	250	445	.562
84-85	Leonard Allen	158	263	.601
85-86	Steffond Johnson	103	210	.490
86-87	Gerald Murray	129	240	.538
87-88	Rob Hawkins	137	250	.548
88-89	Mitch McMullen	159	274	.580
89-90	Shawn Jamison	203	361	.562
90-91	Marty Dow	207	362	.572
91-92	Joe McNaull	146	252	.579
92-93	Keith Balzer	120	233	.515
93-94	Carlus Groves	147	301	.488
94-95	Chad Nelson	93	222	.419
95-96	Leon Carter	138	228	.605
96-97	Kevin Betts	95	167	.569
97-98	Kevin Betts	110	184	.598
98-99	Myron Epps	116	241	.481
99-00	Myron Epps	149	291	.512
00-01	Myron Epps	118	215	.549

01-02	Mike Mackell	129	246	.524
02-03	Mike Mackell	162	297	.545

► Free-Throw Percentage


Minimum 50 free throws made

Year	Name	FT	FTA	Pct.
59-60	Bernard Finlay	186	234	.795
60-61	Carl Hunter	107	138	.775
61-62	Dick Maureau	97	137	.708
62-63	Jack Shawcroft	83	112	.741
63-64	Jack Shawcroft	91	113	.805
64-65	Al Catlin	56	82	.683
65-66	Rick Eveleth	57	82	.695
66-67	Gary McCoy	78	99	.788
67-68	Bob Lundgren	57	77	.740
68-69	Rip Barrett	48	57	.842
69-70	Mike Spilger	70	84	.833
70-71	Gary Schneider	69	81	.852
71-72	Chris McMurray	98	125	.784
72-73	Brad McNamara	47	58	.811
73-74	Allen Bunting	50	63	.794
74-75	Steve Cupp	85	128	.664
75-76	Will Connelly	107	153	.699
76-77	Mark Delsman	65	80	.813
77-78	Steve Malovic	77	95	.810
78-79	Kim Goetz	74	82	.902
79-80	Tony Gwynn	83	105	.790
80-81	Michael Cage	65	86	.756
81-82	Donell Plummer	71	100	.710
82-83	Michael Cage	165	221	.747
83-84	Jeff Konek	54	71	.761
84-85	Anthony Watson	100	128	.781
85-86	Anthony Watson	138	182	.758
86-87	Josh Lowery	56	88	.636
87-88	Tony Ross	61	75	.813
88-89	Tony Ross	55	65	.846
89-90	Marty Dow	79	104	.760
90-91	Arthur Massey	93	120	.775
91-92	Courtie Miller	58	88	.659
92-93	Courtie Miller	107	131	.817
93-94	Courtie Miller	77	95	.811
94-95	Chad Nelson	122	157	.777
95-96	Chad Nelson	91	114	.798
96-97	Chad Nelson	142	166	.855
97-98	Jason Richey	96	112	.857
98-99	Marcelo Correa	58	82	.707
99-00	Bradley Jackson	57	77	.740
00-01	Marcelo Correa	56	74	.757
01-02	Mike Mackell	91	125	.728
02-03	Tony Bland	113	171	.661

► Three-Point Field Goal Percentage

Minimum 25 three-point field goals made

Year	Name	3FG	3FGA	Pct.
86-87	Tony Ross	104	223	.466
87-88	Tony Ross	100	213	.469
88-89	Tony Ross	66	153	.431
89-90	Michael Hudson	27	80	.338
90-91	Arthur Massey	39	135	.289
91-92	Tony Clark	42	119	.353
92-93	Jason Hamilton	28	56	.500
93-94	Derric Croft	49	152	.322
94-95	Chad Nelson	27	77	.351
95-96	Paul Jarrett	37	101	.366
96-97	Brady Trenkle	29	71	.408
97-98	Jason Richey	72	202	.356
98-99	David Abramowitz	29	87	.333
99-00	David Abramowitz	39	115	.339
00-01	Al Faux	40	95	.421
01-02	Al Faux	66	161	.410
02-03	Steve Sir	46	114	.404



Mike Mackell connected on 162-of-297 field goal attempts for 54.5 percent, to lead San Diego State in that category for two straight seasons.

► Minutes Played

Year	Name	GP	Min.	Avg.
78-79	Steve Malovic	27	958	35.5
79-80	Tony Gwynn	27	838	31.0
80-81	Michael Cage	27	1,031	38.2
81-82	Michael Cage	29	1,076	37.1
82-83	Michael Cage	28	1,070	38.2
83-84	Michael Cage	28	1,085	38.8
84-85	Leonard Allen	31	1,000	32.3
85-86	Anthony Watson	28	965	34.5
86-87	Rodney Hawkins	30	827	27.6
87-88	Rob Hawkins	29	1,017	35.1
88-89	Sam Johnson	28	942	33.6
89-90	Shawn Jamison	31	1,082	34.9
90-91	Marty Dow	29	1,030	35.5
91-92	Joe McNaull	28	814	29.1
92-93	Jason Hamilton	26	874	33.6
93-94	Derric Croft	28	971	34.7
94-95	Chad Nelson	28	1,044	37.3
95-96	Chad Nelson	29	1,019	35.1
96-97	Jason Richey	27	947	35.1
97-98	Matt Watts	28	997	35.6
98-99	Donte Wilson	26	792	30.5
99-00	Myron Epps	28	932	33.3
00-01	Randy Holcomb	28	863	30.8
01-02	Tony Bland	33	1,140	34.5
02-03	Tony Bland	30	1,042	34.7

► Denotes conference leader.

Letterwinners

SAN DIEGO STATE



BASKETBALL

A (18)

Abramowitz, David - 1999, 00, 01
Adair, Dick - 1948
Adams, Bob - 1955, 56
Adams, Dave - 1944
Adams, John - 1965
Ahler, Jim - 1941, 42, 43
Allen, Leonard - 1982, 83, 84, 85
Allison, Earl - 1939, 40, 41
Ambrose, Matt - 1994
Amend, Ray - 1924
Anderson, Jack - 1936, 37, 38
Anderson, John - 1973, 74
Anderson, Kareem - 1996
Archie, Robert - 1997
Arner, Andy - 1968, 69
Arrendondo, Joe - 1955
Attles, Al - 1984
Awery, Glen - 1951

B (52)

Babick, Johnny - 1943
Backo, Al - 1966
Ballou, Bob - 1969
Balsey, Joe - 1955
Balzer, Keith - 1991, 93
Banks, Marcus - 1992, 93
Barefield, Ray - 1991, 92, 93
Barnes, Dick - 1946
Barnett, Brett - 1978
Barrett, Rip - 1966, 68, 69
Barstow, Ken - 1972, 73
Baskin, Jon - 1987
Beck, Paul - 1955
Beck, Terry - 1969
Bell, Shawn - 1989
Bell, Tom - 1964
Berokoff, Jeffrey - 1999, 00
Berry, Richard - 1925
Best, Michael - 1989, 90
Betts, Kevin - 1997, 98
Blackmon, Ken - 1979
Bland, Tony - 2002, 03
Bobin, Jeff - 1986
Bolander, Walter - 1924
Bond, Kevin - 1981, 82
Boogard, Dick - 1967
Borchert, Jon - 1970, 71
Bostrom, Walter - 1932, 33, 34
Boucher, Charlie - 1950
Bowers, Jim - 1963, 64, 65
Bradley, Dennis - 1966
Brady, Bob - 1952, 53, 54
Branch, Fred - 1977, 78
Braun, Tod - 1964
Brennen, Bob - 1968
Briggs, Gerald - 1953
Bronson, Don - 1946
Brown, Aaron - 1998
Brown, Bob - 1932, 33, 34
Brown, Hal - 1957, 58, 59
Brown, Jerry - 1976, 77, 79, 80
Brown, Kevin - 1986
Brown, Lloyd - 1924
Brucker, Gene - 1944, 45
Bryant, Byron - 1924, 25
Buehlman, Bill - 1936
Bullen, Howard - 1925
Bunting, Al - 1974, 75, 76

Burlison, Bob - 1975
Burns, Evan - 2003
Burns, Linden - 1935, 36, 37
Busch, Dinon - 1926, 27

C (31)

Cage, Michael - 1981, 82, 83, 84
Caldwell, Bud - 1946
Caldwell, Ken - 1944
Caldwell, Steve - 1982
Callender, Dave - 1965, 66
Campbell, William - 1987
Canfield, Craig - 1970
Carr, Lawrence - 1926, 27, 28, 29
Carr, Terry - 1983
Carroll, Bill - 1945
Carson, Vince - 1975
Carter, Leon - 1995, 96
Carter, Marc - 1994, 95
Catlin, Al - 1964, 65
Clark, Gary - 1962
Clark, Stephen - 1997
Clark, Tony - 1992
Clarkson, Don - 1932, 34, 35
Clem, Bob - 1966, 67, 68
Colonelli, Pete - 1961
Connelly, Will - 1975, 76, 77
Contreras, Raul - 1975
Cook, Stuart - 1925, 26
Copp, Steve - 1973, 74, 75, 76
Cornish, Kevin - 1979
Correa, Marcelo - 1998, 99, 00, 01
Cox, John - 1969, 70
Cowmey, Bill - 1955
Croft, Derric - 1994
Crumly, Bob - 1944, 45, 46
Curry, Kevin - 1995

D (33)

Davidson, Ed - 1959
Davis, Brett - 1977
Davis, Chris - 1992, 94, 95
Davis, Joe - 1941, 42, 43
Davis, Keith - 1982
Davis, Trimaine - 2003
Dawson, Stan - 1969
Deal, Walter - 1925
DeBolt, Paul - 1976
Decker, Walter - 1977, 78
Delauer, Don - 1938, 39, 40
Delsman, Mark - 1974, 75, 76, 77
DePablo, Louis - 1933, 34
DesRochers, Dave - 1986
DeVore, Chet - 1941, 42
DeWeese, Al - 1930
DeWeese, Jim - 1930
Dildy, Tracy - 1986, 87
Dilley, Eldon - 1925, 26, 31
Dishong, Rodger - 1954, 57
Dixon, William - 1988
Dixon, Rex - 1938
Dodd, Mike - 1976, 77, 78, 79
Doherty, Jim - 1958, 59, 60
Donohue, Jim - 1948
Dorsey, Creon - 1985, 86
Dotson, George - 1924, 25, 26
Doughty, Ted - 1955
Douglas, Merrill - 1931
Dow, Marty - 1990, 91

Downing, Bill - 1943
Drake, Sam - 1950, 51
Ducey, Ted - 1952

E (11)

Earle, Gary - 1974, 75, 76
Earnest, Ken - 1945
Echle, Andy - 1939, 40, 41
Egerer, Tom - 1971
Ennis, Bill - 1967
Epps, Myron - 1999, 00, 01, 02
Espinoza, Juan - 1987
Estes, Lou - 1944
Estey, Roger - 1952, 53
Evans, Steve - 1958
Eveleth, Rick - 1966, 67, 68

F (14)

Falconer, Craig - 1969
Faux, Al - 2001, 02
Fickheisen, Ed - 1933
Fields, Roy - 1952, 53, 54
Fields, Tye - 1997
Finlay, Bernard - 1958, 59, 60
Fischer, Dick - 1960
Fitzgerald, Bill - 1943
Fitzgerald, Jack - 1936, 37, 38
Fitzpatrick, Harold - 1924
Foster, John - 1966
Frame, Joe - 1936
Franklin, Syd - 1950
Frishman, Brian - 1977

G (26)

Gaines, Darryl - 1986
Gardner, Trent - 1995
Garnier, Tony - 1962, 63
Garwood, John - 1981, 82
Gay, R. Michael - 1978, 79
Geddis, Terence - 1929
Gehring, Rich - 1956, 57
Gillespie, Bill - 1957, 58
Gilbert, Kevin - 1981
Gilbert, Presnell - 1977
Glithero, Forrest - 1963, 64
Goetz, Kim - 1978, 79
Goldie, Alex - 1937, 38
Gonsalves, Joe - 1945
Goodbody, Bernard - 1946, 47
Gordon, Eddy - 1980, 81, 82, 83
Gordon, Mick - 1952
Graham, Charles - 1944
Gray, Dion - 1995
Green, Bob - 1975
Griffin, Hal - 1960, 61
Grissom, David - 1984
Gross, Morris - 1923, 24, 27
Groves, Carlus - 1994
Gumina, Sal - 1945, 46, 47, 48
Gwynn, Tony - 1978, 79, 80, 81

H (40)

Hadley, Clyde - 1962, 63
Hagen, Herman - 1968, 69
Hale, Hilton - 1978
Hale, Kenneth - 1941, 46, 47

Hamilton, Jason - 1993
Hamilton, Marcus - 1979, 81
Hamilton, Terrence - 1991, 92, 93, 94
Hampton, Charles - 1946, 47
Hancock, John - 1922, 23
Hankins, Don - 1943
Hannon, John - 1954, 55, 56
Hanour, Travis - 2003
Harge, Ira - 1984, 85
Harris, Jimmy - 1971, 72
Harris, Mason - 1938, 39, 40
Hartzog, Ernie - 1953, 54
Haupt, Mike - 1985
Hawkins, Rob - 1986
Hawkins, Rodney - 1987
Head, Drew - 1980, 81
Hegerle, Don - 1952, 55, 56
Hemming, Bob - 1930
Hendrickson, Danny - 1961, 62
Higgins, Howie - 1960, 61
Hildreth, James - 1929, 30
Hindricks, Dan - 1960
Hodgetts, Harry - 1939, 40, 41
Hoheisal, Jack - 1929, 31
Holcomb, Randy - 2001, 02
Holden, Chris - 1979, 80, 81, 82
Holland, Steve - 1984
Honaker, Kevin - 1990
Hoss, Bob - 1964, 65, 66
Houston, Cal - 1943
Huddleston, Clarence - 1943
Hudson, Michael - 1990
Hulburt, Jerry - 1961
Hunt, Wilson - 1932, 33, 34
Hunter, Carl - 1960, 61, 62
Hutchinson, Bill - 1947, 48, 49, 50

J (15)

Jackson, Bradley - 2000
Jackson, Dana - 1989
Jacobs, Don - 1959
Jacobsen, Von - 1969, 70, 71
Jamison, Shawn - 1990
Jarrett, Paul - 1996
Joerndt, Ashley - 1932
Johnson, Sam - 1988, 89
Johnson, Steffond - 1986
Johnson, Tommy - 2002, 03
Jones, Larry - 1972, 73
Jones, Tim - 1962, 63
Jones, Rodney - 1989, 90
Jones, Zack - 1981, 82
Joyce, Bruce - 1962

K (17)

Kaplansky, David - 1998, 99
Keesey, Tom - 1948, 49, 50
Kelley, Wilbur - 1938
Kennedy, Bob - 1947, 48
Kennedy, Mike - 1984, 85
King, Raymond - 1996
Klaue, Jack - 1930
Knudsen, Craig - 1974
Konek, Jeff - 1984, 85
Kopicki, Steve - 1983
Kopp, Frank - 1927
Kovac, Bob - 1975, 76
Kovacic, Karlo - 2001, 02
Kramer, Joel - 1974, 76, 77, 78

Letterwinners

SAN DIEGO STATE



BASKETBALL

Kruiswyk, Roy - 1997, 98
Krymer, Larry - 1944, 45
Kuykendall, Bob - 1949

L (14)

Lake, Louis - 1962
Lavender, Joe - 1970, 71
Leary, Ray - 1974, 75, 76
Lee, Bill - 1961
Lee, Rock - 1978
Leech, Steve - 1971
Lewis, James - 1991
Lindsley, Byron - 1935, 36, 37
Linkletter, Art - 1932, 33, 34
Lipscomb, Jeff - 1973
Low, John - 1960
Lowery, Josh - 1986, 87
Lorenez, Dave - 1966, 67
Lundgren, Bob - 1967, 68

M (47)

MacGillivray, George - 1933
Mackell, Mike - 2002, 03
MacKey, Bob - 1963, 64, 65
Malovic, Steve - 1978, 79
Manker, Chris - 2003
Mann, Joe - 1999, 00
Marion, Michael - 2000, 01
Marlowe, Chris - 1971, 72, 73
Marsielles, Bill - 1962, 63
Martens, John - 1983, 85, 86
Martin, Ron - 1995, 96
Martinsen, Eric - 1968, 69, 70
Massey, Arthur - 1990
Maupin, Jack - 1942
Maureau, Dick - 1961-62
Maxwell, Bruce - 1922-23
Mayviers, Ron - 1961
McCoy, Gary - 1965, 67
McDaniel, James - 1922
McKay, Dave - 1951, 52, 53
McKee, Dick - 1946
McKinney, Chris - 1991
McMullen, Mitch - 1988, 89
McMurray, Chris - 1972
McNamara, Brad - 1973, 74
McNaull, Joe - 1991, 92, 93
Meek, Larry - 1963, 64, 65
Mendoza, Joe - 1980, 81
Metzler, Don - 1951, 52
Meyer, Bill - 1951, 52, 53
Mickelsen, Noel - 1953, 54, 55, 56
Miles, Terry - 1931, 32, 33
Milke, George "Bud" - 1949, 50, 51
Miller, Courtie - 1991, 92, 93, 94
Miller, Dave - 1966, 67, 68
Mitchell, Dick - 1940, 41, 42
Molle, John - 1992
Monahan, Jim - 1955
Moore, Deandre - 2001, 02, 03
Moore, Ed - 1942, 43
Morris, Eddie - 1980, 81, 82, 83
Morrison, Alvin "Babe" - 1922, 23
Moss, Clinton - 1935
Mott, Paul - 1925, 26, 27, 28
Mulder, Gerald - 1957, 58, 59
Murray, Gerald - 1984, 85, 87
Murrillo, Sef - 1941

N (13)

Neal, Blake - 1957, 58, 59
Neil, Mike - 1960
Nelson, Chad - 1994, 95, 96, 97
Nettles, Graig - 1964, 65
Newlee, Barney - 1942, 46, 47
Newport, Danny - 1954, 55, 56
Nichols, Bert - 1937
Noonan, Tom - 1957, 58
Nordquist, Al - 1956, 57
Northcut, Russ - 1971
Nottbusch, Frank - 1934, 35
Nuen, Ken - 1968, 69
Nuttal, Don - 1947, 48, 49

O (9)

O'Brien, John - 1967
O'Day, Al - 1932
Ofner, Mike - 1961, 62
Okotie, Vince - 1999, 00
Olinger, Vane - 1948
Olmsted, Dave - 1966, 67
Ostapinski, Norm - 1961, 62
Owens, Bobbie - 1983, 84, 85
Owens, Tim - 1967, 68

P (23)

Palmgren, Ben - 1936, 37
Patrick, Jerry - 1943
Patterson, Bill "Pat" - 1938, 41
Penwarden, Ray - 1938
Perez, Ed - 1964
Perry, Francis - 1935, 37
Pete, Geoff - 1971, 72, 73
Phelps, Bobby - 1950, 51
Phelps, Milton - 1939, 40, 41
Phillips, Gene - 1960
Phillips, Larry - 1961
Pierce, Dick - 1964, 65
Pinkins, Braxton - 1956, 57, 58
Pinkins, Tony - 1955, 56, 57
Pledger, Jim - 1966
Plummer, Donell - 1982
Pollard, Mark - 1988, 91
Poole, Jim - 1952, 53, 54
Porter, Will - 1997
Powell, Bob - 1967
Power, Ray - 1944
Preisler, Eddie - 1938, 39, 40
Pruitt, Paul - 1950, 51, 52

Q (1)

Quade, Bud - 1942, 43

R (25)

Rambeau, Arch - 1956, 57, 58
Randle, Berry - 1993, 94, 95, 96
Ranson, Jimmy - 1979, 80
Rasmussen, Michael - 1982
Reed, David - 1983
Rees, Bob - 1957
Reid, Bob - 1952, 53, 54
Reinhardt, Brian - 1996, 97
Revak, Bernie - 1958, 59, 60
Richey, Jason - 1997, 98

Riley, Dave - 1974
Riley, Dick - 1950
Ringo, Robert - 1992, 93
Ritland, Osmond - 1930, 31
Roberts, George - 1963, 64
Rock, Lincoln - 1942
Rodriguez, Rigo - 1948, 49, 50
Rogers, Caldin - 1988
Ropper, Dick - 1960
Ross, Alden - 1922, 23
Ross, Andre - 1984, 85
Ross, Fred - 1998
Ross, Tony - 1987, 88, 89
Rundell, Paul - 1947, 48, 49
Rutledge, Darius - 1996

S (51)

Sadis, Ron - 1960, 61
Saipaia, Ia - 1977
Sams, Jim - 1954, 55, 56
Samuelson, Ray - 1970
Sanders, Aerick - 2001, 02, 03
Sanders, Jason - 1994
Sands, Anthony - 1984, 85
Scheel, Lyman - 1922
Schneider, Gary - 1970, 71
Schumann, Bob - 1968
Scruggs, Johnny - 1986, 87
Seiler, Ben - 1951
Seiler, Bob - 1948
Sellwood, John - 1940, 41
Service, John - 1973
Shawcroft, Jack - 1963, 64, 65
Shepard, John - 1940
Shewman, Byron - 1969
Short, Roy - 1952
Simon, Bob - 1970
Singleton, Herman - 1996
Sir, Steve - 2003
Skalecky, Al - 1966, 67, 68
Skalecky, John - 1968, 69, 70
Small, Walter - 1999, 00
Smith, Brandon - 2002
Smith, Charles - 1927, 28, 30, 31
Smith, Chris - 1972
Smith, Don - 1946, 47, 48, 49
Smith, Howard - 1969
Smith, Keith - 1982, 83
Smith, Mark - 1980, 81
Smith, Sid - 1971
Smith, Virgil - 1992
Smith, Will - 1966
Smyth, Ed - 1936
Spilger, Mike - 1969, 70
Squires, John - 1923, 24
Stadnyk, Harry - 1961, 62
Stanley, Willie - 1974, 75
Steele, Willie - 1947
Steffan, Mike - 1961, 62
Steinly, Neal - 1988, 89, 90
Stephens, Les - 1952
Stewart, Dennis - 1980
Stewart, Nelson - 1991, 92
Stocking, Jack - 1938
Strasburg, Roger - 1968, 69
Stryker, John - 1960
Summers, Hal - 1942, 43, 46
Swezet, John - 1947

T (17)

Tazelaar, Dick - 1936
Teague, Dan - 1973, 74
Telford, George - 1926
Tenney, Tom - 1962, 63, 64
Tenwolde, Harry - 1928, 29, 30
Thomas, Nelson - 1928
Thompson, George "Bud" - 1937, 38, 39
Thompson, Vernon - 1990, 91
Tibbs, Ted - 1974
Timmons, Jay - 1947
Tompkins, Herb - 1941, 42, 47
Trenkle, Brady - 1995, 97, 99
Tuck, Leo - 1949, 50, 51
Tucker, Bob - 1931, 32
Tucker, Herb - 1933, 34
Turner, Jay - 1955
Tyres, John - 1934, 35

V (5)

Van Rennselaer, John - 1922
Van Velzen, Al - 1970
Viera, Brian - 1982
Visnjic, Josko - 1998
Vurgason, Jo - 1922

W (28)

Walden, Denzil - 1943
Walters, Chris - 1993-94
Walters, Ray - 1958-59
Walton, Chris - 2001, 02
Ward, David - 1982-83
Wardrop, Ben - 2003
Watson, Anthony - 1983-84-85-86
Watts, Matt - 1998-99
Weishans, Jeff - 1975
Wells, Cliff - 1929
Whitcomb, Ken - 1952
White, Eric - 1989-90
White, Markee - 2003
Wilkins, Jimmy - 1971-72
Williams, Bryan - 1988
Williams, Jim - 1936
Williams, John - 1966
Williams, Willie - 1961-62
Wills, Larry - 1963-64-65
Wilson, Art - 1928-29-30
Wilson, Charles - 1933-34-35
Wilson, Donte - 1999-2000
Wilson, Harry - 1950
Wilson, Harry - 1957
Wilson, Jim - 1942
Woodmansee, Ray - 1954-55-56
Wulfmeyer, Ken - 1948
Wulff, Lee - 1924

Y (1)

Young, Ralph - 1924

Z (2)

Ziegenfuss, Fritz - 1963-64-65
Zinser, Glenn - 1937-38

SDSU Division I-Era Stats

The following pages reflect the career statistics of all San Diego State players for the Division I era (from the 1970-71 season to present). The statistics below represent career totals for only those seasons which were played at the Division I level. Furthermore, foul outs (1972), assists (1973), minutes (1979), steals (1979), blocked shots (1979), turnovers (1979) and game started (in 1979) have only recently been kept. Those stats are only listed below if they were kept during the players' entire career. The three-point field goal was added prior to the 1986-87 season. All years below refer to the year in which the season ended (e.g. the 2002-03 season is listed as 03).

SDSU Composite Division I Statistics

Player	GP	GS	TOTAL				3-PTS				REBOUNDS				PF-FO	A	TO	Blk	Stl	Pts	Avg	
			Min	Avg	FG-FGA	Pct	3FG-FGA	Pct	FT-FTA	Pct	Off	Def	Tot	Avg								
Abramowitz, David	99-00-01	79	19	1720	21.8	154-427	.361	98-284	.345	66-80	.825	23	107	130	1.6	103-2	189	137	1	81	472	6.0
Allen, Leonard	82-83-84-85	116	110	3191	27.5	396-692	.572			227-369	.615			724	6.2	274-5	22	182	214	36	1019	8.8
Ambrose, Matt	94	23	0	278	12.1	12-34	.353	0-0	.000	34-54	.630	30	26	56	2.4	58-2	11	24	7	5	58	2.5
Anderson, John	73-74	52				238-547	.435			125-193	.648			354	6.8	163-9	78				601	11.6
Anderson, Kareem	96	23	23	634	27.6	121-289	.419	24-69	.348	49-73	.671	44	68	112	4.9	50-0	28	45	0	28	315	13.7
Archie, Robert	97	15	0	56	3.7	3-11	.273	1-4	.250	1-3	.333	4	6	10	0.7	6-0	2	5	1	1	8	0.5
Aronson, Doug	86	1	0	2	2.0	0-0	.000			0-0	.000			1	1.0	1-0	0	0	0	0	0	0.0
Attles, Alvin	84	3	0	5	1.7	0-0	.000			0-2	.000			2	0.7	1-0	1	1	0	0	0	0.0
Avery, Howard	79	6	1	104	17.3	14-32	.438			6-11	.545			5	0.8	7-0	32	29	0	15	34	5.7
Baker, Norm	84	2	0	6	3.0	0-0	.000			0-1	.000			0	0.0	1-0	0	4	0	0	0	0.0
Balzer, Keith	91-92-93	52	38	1249	24.0	214-418	.512	7-22	.318	86-124	.694	119	155	274	5.3	126-4	47	89	37	57	521	10.0
Banks, Marcus	92-93	45	6	438	9.7	59-117	.504	0-0	.000	31-57	.544	44	47	91	2.0	72-3	2	37	37	2	149	3.3
Barefield, Ray	91-92-93	73	35	1675	23.0	125-364	.343	10-50	.200	101-162	.623	73	134	207	2.8	124-2	159	165	3	53	361	4.9
Barnett, Brett	78	8				3-8	.375			1-3	.333			7	0.9	5-0	0				7	0.9
Barstow, Ken	72-73	38				44-120	.367	0-0	.000	16-37	.432	0	0	128	3.4	49-1					104	2.7
Baskin, Jon	87	16	0	107	6.7	7-20	.350	0-0	.000	7-11	.636	4	18	22	1.4	17-0	1	14	2	5	21	1.3
Bell, Shawn	89	29	27	881	30.4	149-298	.500	3-22	.136	52-82	.634	62	113	175	6.0	73-3	77	81	14	33	353	12.2
Berokoff, Jeffrey	99-00	53	16	836	15.8	67-187	.358	31-106	.292	42-66	.636	31	52	83	1.6	101-4	67	77	2	38	207	3.9
Best, Michael	89-90	56	46	1730	30.9	246-602	.409	107-292	.366	58-88	.659	78	155	233	4.2	165-12	238	199	14	126	657	11.7
Betts, Kevin	97-98	55	55	1665	30.3	205-351	.584	3-20	.150	154-227	.678	130	194	324	5.9	167-10	75	145	40	81	567	10.3
Blackmon, Ken	79-80	14	0	25	1.8	4-11	.364			2-2	1.000			4	0.3	7-0	1	4	0	1	10	0.7
Bland, Tony	02-03	63	62	2182	34.6	365-808	.452	49-153	.320	233-340	.685	61	174	235	3.7	89-1	213	162	21	67	1012	16.1
Bobin, Jeff	86	16	0	71	4.4	3-7	.429			3-4	.750			12	0.8	9-0	4	6	3	1	9	0.6
Bond, Kevin	81-82	27	4	157	5.8	9-30	.300			4-7	.571			21	0.8	37-0	24	27	1	1	22	0.8
Borchert, Jon	71	12				23-55	.418			26-31	.839			71	5.9	28					72	6.0
Boyes, Tad	01	3	0	4	1.3	2-3	.667	0-0	.000	0-0	.000	0	0	0	0.0	0-0	0	0	0	1	4	1.3
Bradley, David	81	2	0	11	5.5	3-11	.273			0-0	.000			1	0.5	1-0	0	1	1	0	6	3.0
Brady, Bob	71	7				1-6	.167			0-4	.000			2	0.3	3					2	0.3
Branch, Fred	77-78	47				108-226	.478			47-85	.553			252	5.4	100-5	40				263	5.6
Brandenburg, Bart	92	1	0	1	1.0	1-1	1.000	1-1	1.000	0-0	.000	0	0	0	0.0	0-0	0	0	0	0	3	3.0
Braun, Todd	84	2	0	2	1.0	1-2	.500			0-0	.000			0	0.0	0-0	0	2	0	0	2	1.0
Brown, Aaron	98	25	0	163	6.5	4-11	.364	0-1	.000	3-6	.500	9	21	30	1.2	14-0	6	6	2	3	11	0.4
Brown, Jerry	76-77-79-80	71				112-262	.427			27-46	.587			204	2.9	89-1	17				251	3.5
Brown, Kevin	86-87	41	20	779	19.0	50-139	.360	0-0	.000	21-51	.412			169	4.1	71-1	8	31	12	19	121	3.0
Brown, Randy	72	5				1-2	.500			0-0	.000			4	0.8	2-0					2	0.4
Brucks, Jerry	73	2				1-4	.250			0-0	.000			2	1.0	0-0	0				2	1.0
Bryant, Kent	87	3	0	10	3.3	1-4	.250	0-0	.000	0-0	.000	1	1	2	0.7	2-0	0	2	0	0	2	0.7
Bunting, Allen	74-75-76	78				271-630	.430			98-148	.662			456	5.8	202-8	92				640	8.2
Burlison, Bob	75	2				1-3	.333			1-3	.333			4	2.0	1-0	1				3	1.5
Burns, Evan	03	26	8	582	22.4	90-183	.492	14-47	.298	46-60	.767	42	90	132	5.1	77-0	29	47	25	32	240	9.2
Cage, Michael	81-82-83-84	112	112	4262	38.1	679-1238	.548			488-667	.732			1317	11.8	206-2	98	233	118	126	1846	16.5
Caldwell, Steve	82	26	0	233	9.0	15-46	.326			12-20	.600			21	0.8	41-1	46	24	2	2	42	1.6
Campbell, William	87	26	3	380	14.6	34-78	.436	4-11	0.364	29-47	.617	13	37	50	1.9	34-0	52	36	3	14	101	3.9
Carr, Terry	83	23	1	266	11.6	4-19	.211			16-28	.571			17	0.7	27-0	37	31	0	16	24	1.0
Carson, Vince	75	18				35-90	.389			16-24	.667			76	4.2	30-1	19				86	4.8
Carter, Leon	95-96	57	48	1584	27.8	211-370	.570	1-5	.200	137-196	.699	156	239	395	6.9	190-9	42	87	58	38	560	9.8
Carter, Marc	94-95	56	53	1617	28.9	291-690	.422	11-57	.193	118-224	.527	129	215	344	6.1	194-12	49	105	55	55	711	12.7
Clark, Stephen	97-98	33	2	523	15.9	35-97	.361	1-7	.143	21-36	.583	32	62	94	2.8	56-2	14	29	15	15	92	2.8
Clark, Tony	92-93	28	21	815	29.1	105-264	.398	52-142	.366	58-92	.630	39	94	133	4.8	62-1	28	48	8	24	320	11.4
Connelly, Will	75-76-77	82				477-1020	.468			234-376	.622			641	7.8	188-0	72				1188	14.5
Contreras, Raul	75-76	16				6-19	.316			10-10	1.000			6	0.4	13-0	11				22	1.4
Copp, Steve	73-74-75-76	93				507-1126	.450			293-439	.667			737	7.9	281-12	171				1307	14.1
Cornish, Kevin	79	19	0	132	7.0	5-11	.455			8-10	.800			14	0.7	11-0	11	10	0	4	18	0.9
Correa, Marcelo	97-98-99-00-01	112	91	2594	23.2	273-546	.500	1-9	.111	215-324	.664	170	352	522	4.7	375-25	116	194	100	102	762	6.8
Croft, Derric	94	28	28	971	34.7	128-339	.378	49-152	.322	61-91	.670	73	110	183	6.5	73-0	43	64	4	30	366	13.1
Curry, Kevin	95	20	4	179	9.0	11-37	.297	2-13	.154	7-16	.438	8	28	36	1.8	25-0	14	10	0	8	31	1.6
Davis, Brett	77	3				1-2	.500			2-2	1.000			3	1.0	3-0	0				4	1.3
Davis, Chris	92-94-95	74	12	816	11.0	91-219	.416	0-0	.000	45-105	.429	58	115	173	2.3	100-0	36	74	26	21	227	3.1
Davis, Keith	82	4	0	4	1.0	0-3	.000			0-0	.000			3	0.8	3-0	0	0	0	0	0	0.0
Davis, Trimaine	03	24	0	166	6.9	16-26	.615	0-0	.000	3-7	.429	4	22	26	1.1	36-2	1	6	2	5	35	1.5
Debbs, J.T.	87	9	0	28	3.1	1-4	.250	0-1	.000	0-0	.000	1	2	3	0.3	2-0	1	1	0	0	2	0.2
DeBolt, Paul	76	6				2-8	.250			6-7	.857			2	0.3	3-0	1				10	1.7
Decker, Dean	77-78	56				65-161	.404			84-129	.651			107	1.9	180-9	307				214	3.8
Delsman, Mark	74-75-76-77	109				243-629	.386			150-207	.725			250	2.3	210-7	376				636	5.8
Demirdjian, Ryan	97	10	0	25	2.5	3-5	.600	3-3	1.000	4-4	1.000	0	2	2	0.2	1-0	4	1	0	3	13	1.3
Desrochers, Dave	86	7	0	29	4.1	1-3	.333			3-4	.750			1	0.1	5-0	0	0	0	2	5	0.7
Dildy, Tracy	86-87	57	13	919	16.1	62-167	.371	7-29	.241	42-92	.457			63	1.1	132-4	155	98	2	73	173	3.0
Dixon, William	88-89	28	0	70	2.5	4-8	.500	0-0	.000	6-10	.600	2	6	8	0.3	12-1	11	2	0	4	14	0.5

SDSU Division I-Era Stats

SAN DIEGO STATE



BASKETBALL

Player	GP	GS	TOTAL			3-PTS			REBOUNDS							Pts	Avg					
			Min	Avg	FG-FGA	Pct	3FG-FGA	Pct	FT-FTA	Pct	Off	Def	Tot	Avg	PF-FO			A	TO	Blk	Stl	
Dodd, Mike	76-77-78-79	91			392-758	.517			144-185	.778			219	2.4	168-3	271					928	10.2
Dorsey, Creon	85-86	59	57	1706	28.9	184-401	.459		120-195	.615			195	3.3	161-5	263	153	5	109	488	8.3	
Dow, Marty	90-91	52	52	1759	33.8	309-557	.555	1-2	.500	158-227	.696	121	294	415	8.0	144-6	32	96	68	32	777	14.9
Earle, Gary	74-75-76	81			226-498	.454			92-128	.719			245	3.0	180-5	184					544	6.7
Egerer, Tom	71	26			75-183	.410			49-75	.653			59	2.3	39						199	7.7
Epps, Myron	99-00-01-02	113	81	2971	26.3	407-803	.507	2-9	.222	274-466	.588	222	286	508	4.5	233-2	81	200	16	31	1090	9.6
Espinoza, Juan	87-88	51	26	1028	20.2	124-236	.525	2-3	.667	59-86	.686	50	113	163	3.2	112-3	72	80	14	23	309	6.1
Faux, Al	01-02	57	41	1640	28.8	267-591	.452	106-256	.414	149-224	.665	44	157	201	3.5	120-2	126	121	17	70	789	13.8
Fields, Tye	96	17	13	419	24.7	67-130	.515	0-3	.000	53-73	.726	25	41	66	3.9	62-5	13	34	4	11	187	11.0
Frishman, Brian	76	26			173-379	.456			35-48	.729			124	4.8	65-4	42					381	14.7
Gaines, Darryl	86-87	53	4	776	14.6	91-234	.389	40-115	.348	60-84	.714			99	1.9	74-0	49	57	10	29	282	5.3
Gardner, Trent	95-96	45	1	246	5.5	26-74	.351	23-61	.377	12-15	.800	6	15	21	0.5	22-0	11	16	0	11	87	1.9
Garwood, John	81-82	56	8	1011	18.1	153-340	.450			117-170	.688			163	2.9	141-6	52	95	9	55	423	7.6
Gay, Michael	78-80-81	45			44-94	.468			29-49	.592			72	1.6	77-1	17					117	2.6
Geoff, Pete	73	26			120-265	.453			75-96	.781			106	4.1	63-2	50					315	12.1
Gilbert, Kevin	81	4	0	17	4.3	1-9	.111			3-6	.500			4	1.0	4-0	1	2	0	0	5	1.3
Gilbert, Presnell	77-78-79	50			270-591	.457			94-149	.631			261	5.2	157-9	69					634	12.7
Goetz, Kim	78-79	54			435-852	.511			135-158	.854			194	3.6	167-6	102					1005	18.6
Gordon, Eddy	80-81-82-83	107	61	2270	21.2	343-722	.475			121-255	.475			631	5.9	317-19	96	159	71	111	807	7.5
Gottschalk, Bob	72	9			3-10	.300			1-2	.500			2	0.2	3-0						7	0.8
Gray, Dion	95	28	10	468	16.7	24-43	.558	0-0	.000	17-35	.486	26	46	72	2.6	49-1	9	26	6	12	65	2.3
Green, Bob	75	19			20-61	.328			12-22	.545			22	1.2	25-1	15					52	2.7
Grissom, David	84	7	0	34	4.9	2-6	.333			2-2	1.000			4	0.6	8-0	1	3	1	0	6	0.9
Groves, Carlus	94	22	20	685	31.1	147-301	.488	21-74	.284	87-140	.621	62	80	142	6.5	89-9	27	73	22	32	402	18.3
Gwynn, Tony	78-79-80-81	107			340-716	.475			245-334	.734			215	2.0	217-6	590					925	8.6
Hale, Hilton	78-79	36			72-183	.393			36-52	.692			88	2.4	54-2	52					180	5.0
Hamilton, Jason	93-94	33	26	1104	33.5	95-237	.401	33-67	.493	51-64	.797	34	74	108	3.3	75-2	129	79	5	73	274	8.3
Hamilton, Marcus	79-80-81	49	2	612	12.5	50-122	.410			31-55	.564			132	2.7	109-6	30	46	7	27	131	2.7
Hamilton, Terrence	91-92-93-94	85	15	1054	12.4	93-261	.356	12-36	.333	95-140	.679	99	99	198	2.3	128-2	55	69	26	25	293	3.4
Hanour, Travis	03	18	8	278	15.4	18-62	.290	11-38	.289	9-14	.643	14	41	55	3.1	27-0	18	17	6	4	56	3.1
Harge, Ira	84-85	35	3	244	7.0	17-37	.459			13-28	.464			48	1.4	32-0	3	24	10	10	47	1.3
Harris, Jimmy	71-72	54			318-710	.448			164-225	.729			176	3.3	159						800	14.8
Haupt, Mike	85	23	1	237	10.3	11-32	.344			25-37	.676			29	1.3	27-0	27	28	2	8	47	2.0
Hawkins, Rodney	86-87-88	70	59	1880	26.9	249-470	.530	0-2	.000	138-247	.559			413	5.9	221-11	115	100	68	59	636	9.1
Head, Drew	80-81	48	30	761	15.9	80-186	.430			43-84	.512			170	3.5	108-3	30	48	9	14	203	4.2
Holcomb, Randy	01-02	61	61	1930	31.6	383-812	.472	31-105	.295	205-312	.657	141	340	481	7.9	156-2	97	207	51	48	1002	16.4
Holden, Chris	79-80-81-82	82	38	1142	13.9	151-341	.443			100-199	.503			316	3.9	165-5	24	99	21	18	402	4.9
Holland, Steve	84	27	4	376	13.9	41-92	.446			18-34	.529			42	1.6	42-0	32	40	1	15	100	3.7
Honaker, Kevin	89-90	43	0	147	3.4	12-38	.316	7-25	.280	8-15	.533	4	8	12	0.3	16-0	5	6	0	9	39	0.9
Honz, Mike	74	18			27-71	.380			10-26	.385			48	2.7	20-0	18					64	3.6
Hudson, Michael	90	29	10	667	23.0	71-181	.392	27-80	.338	55-77	.714	37	46	83	2.9	84-2	52	55	2	17	224	7.7
Jackson, Bradley	00	28	24	830	29.6	61-172	.355	21-62	.339	57-77	.740	14	62	76	2.7	79-3	101	84	3	38	200	7.1
Jackson, Dana	89	28	4	354	12.6	29-68	.426	0-0	.000	13-33	.394	34	49	83	3.0	47-3	20	22	8	7	71	2.5
Jacobsen, Von	71	26			110-192	.573			81-115	.704			115	4.4	75						301	11.6
Jamison, Shawn	90	31	31	1082	34.9	203-361	.562	0-2	.000	114-232	.491	80	133	213	6.9	107-5	26	80	14	24	520	16.8
Jarrett, Paul	96	29	26	848	29.2	150-316	.475	37-101	.366	56-71	.789	66	89	155	5.3	86-1	58	49	21	47	393	13.6
Johnson, Amiri	97	8	0	73	9.1	8-25	.320	0-1	.000	12-18	.667	8	8	16	2.0	10-0	3	8	1	3	28	3.5
Johnson, Sam	88-89	57	49	1659	29.1	173-401	.431	2-6	.333	110-186	.591	110	198	308	5.4	194-14	104	145	22	48	458	8.0
Johnson, Steffond	86	17	16	528	31.0	103-210	.490			61-111	.550			143	8.4	55-1	11	50	11	13	267	15.7
Johnson, Tommy	02-03	48	7	594	12.4	68-174	.391	29-84	.345	22-33	.667	24	66	90	1.9	73-0	56	49	7	24	187	3.9
Jones, Larry	72-73	53			203-471	.431			109-175	.623			420	7.9	147-8						515	9.7
Jones, Rodney	89-90	56	31	1132	20.2	63-140	.450	7-22	.318	65-88	.739	26	73	99	1.8	116-5	112	91	1	57	198	3.5
Jones, Zach	81-82	54	51	1648	30.5	323-668	.484			148-207	.715			185	3.4	139-6	79	99	12	32	794	14.7
Kaplansky, David	98-99	39	0	183	4.7	15-39	.385	8-22	.364	10-17	.588	5	25	30	0.8	19-0	12	25	0	5	48	1.2
Kennedy, Michael	84-85	58	34	1162	20.0	214-413	.518			51-90	.567			259	4.5	129-0	26	72	23	37	479	8.3
King, Raymond	96	29	28	1016	35.0	83-200	.415	11-43	.256	47-71	.662	23	60	83	2.9	75-2	150	87	0	63	224	7.7
Kline, Gary	87	19	0	147	7.7	6-21	.286	0-0	.000	11-16	.688	10	24	34	1.8	10-0	0	6	1	3	23	1.2
Klinke, Corey	94	3	0	7	2.3	1-4	.250	0-1	.000	3-4	.750	2	0	2	0.7	3-0	0	1	0	0	5	1.7
Knudsen, Craig	74	25			16-46	.348			21-28	.750			51	2.0	25-0	11					53	2.1
Konek, Jeff	85	57	25	1314	23.1	154-339	.454			86-116	.741			111	1.9	137-3	211	136	3	45	394	6.9
Kopicki, Steve	83	7	0	13	1.9	0-1	.000			0-2	.000			3	0.4	3-0	0	1	0	0	0	0.0
Kovach, Bob	75-76	52			242-551	.439			93-132	.705			277	5.3	141-6	52					577	11.1
Kovacic, Karlo	01-02	45	12	599	13.3	61-175	.349	47-136	.346	18-38	.474	10	46	56	1.2	54-0	27	28	4	12	187	4.2
Kramer, Joel	74-76-77-78	99			406-779	.521			137-179	.765			711	7.2	309-23	162					949	9.6
Kruiswyk, Roy	97-98	55	45	1579	28.7	174-331	.526	0-0	.000	123-232	.530	147	199	346	6.3	129-1	38	91	31	21	471	8.6
Lavender, Joe	71	26			115-257	.447			70-110	.636			145	5.6	91						300	11.5
Leary, Ray	74-75-76	76			201-492	.409			60-80	.750			121	1.6	142-5	2						

SDSU Division I-Era Stats

Player	GP	GS	TOTAL				3-PTS				REBOUNDS											
			Min	Avg	FG-FGA	Pct	3FG-FGA	Pct	FT-FTA	Pct	Off	Def	Tot	Avg	PF-FO	A	TO	Blk	Stl	Pts	Avg	
Manker, Chris	03	25	1	199	8.0	27-68	.397	16-45	.356	3-9	.333	11	19	30	1.2	24-0	4	16	5	3	73	2.9
Mann, Joe	99-00	53	4	543	10.3	37-90	.411	0-0	.000	34-55	.618	45	73	118	2.2	74-2	6	41	8	11	108	2.0
Marion, Michael	00-01	43	14	552	12.8	64-181	.354	11-59	.186	40-60	.667	28	45	73	1.7	47-0	36	61	12	23	179	4.2
Marlow, Chris	71-72-73	80				144-350	.411			112-168	.667			265	3.3	127					400	5.0
Martens, John	83-84-85-86	71	42	1670	23.5	203-445	.456			201-285	.705			372	5.2	169-4	97	180	12	54	607	8.5
Martin, Ron	95-96	57	24	1058	18.6	135-357	.378	28-90	.311	59-92	.641	61	103	164	2.9	87-0	44	42	7	24	357	6.3
Massey, Arthur	90-91	59	43	1780	30.2	213-498	.428	53-173	.306	151-201	.751	67	175	242	4.1	123-3	212	122	11	84	630	10.7
McKimmey, Paul	80	13	0	123	9.5	21-41	.512			11-15	.733			18	1.4	11-0	8	12	1	0	53	4.1
McKinney, Chris	91	29	19	652	22.5	57-144	.396	12-42	.286	30-51	.588	13	49	62	2.1	45-0	61	49	0	19	156	5.4
McMullen, Mitch	88-89	58	50	1589	27.4	296527	.562	0-0	.000	207-356	.581	155	253	408	7.0	208-13	36	126	46	16	799	13.8
McMurray, Chris	72-73	42				255-596	.428			130-169	.769			492	11.7	146-10					640	15.2
McNamara, Brad	73-74	51				221-515	.429			87-109	.798			86	1.7	71-0	93				529	10.4
McNaull, Joe	91-92-93	86	62	2101	24.4	333-627	.531	0-1	.000	177-300	.590	239	333	572	6.7	249-9	52	145	114	37	843	9.8
Mendoza, Joe	80-81	42	24	799	19.0	133-333	.399			63-87	.724			72	1.7	78-2	69	57	4	34	329	7.8
Miller, Courtie	90-91-92-93-94	101	57	2005	19.9	274-619	.443	41-128	.320	302-398	.759	59	92	303	3.0	202-5	109	180	51	49	891	8.8
Molle, John	92	27	7	300	11.1	35-110	.318	21-73	.288	10-13	.769	9	24	33	1.2	41-1	11	26	3	7	101	3.7
Molovic, Steve	78	28				145-259	.560			77-95	.811			219	7.8	96-4	63				367	13.1
Monteiro, Todd	85	7	0	18	2.6	0-6	.000			5-9	.556			5	0.7	5-0	2	4	0	2	5	0.7
Moore, Deandre	01-02-03	88	73	2462	28.0	177-437	.405	84-239	.351	100-164	.610	46	210	256	2.9	235-10	339	171	5	114	538	6.1
Morris, Eddie	80-81-82-83	105	62	2627	25.0	483-1098	.440			123-182	.676			306	2.9	290-12	128	144	32	136	1089	10.4
Murray, Gerald	84-85-87	74	32	1153	15.6	179-333	.538	0-0	.000	53-97	.546			325	4.4	144-1	28	85	17	31	411	5.6
Nelson, Chad	94-95-96-97	112	103	3692	33.0	344-814	.423	122-337	.362	415-519	.800	96	274	370	3.3	232-5	412	266	9	175	1225	10.9
Northcutt, Russ	71	8				6-12	.500			0-4	.000			9	1.1	5					12	1.5
Okotie, Vincent	99-00	52	30	1183	22.8	137-335	.409	6-40	.150	110-166	.663	65	122	187	3.6	124-3	59	117	11	30	390	7.5
Owens, Bobby	83-84-85-86	94	29	1448	15.4	195-451	.432			97-133	.729			121	1.3	157-6	126	143	9	92	487	5.2
Pete, Jeff	71-72	53				166-407	.408			181252	.718			249	4.7	103					513	9.7
Plummer, Don	82	29	7	590	20.3	119-234	.509			71-100	.710			107	3.7	69-2	43	57	4	31	309	10.7
Pollard, Mark	88-91-92	31	0	99	3.2	6-14	.429	0-0	.000	5-11	.455	9	14	23	0.7	14-0	3	14	5	2	17	0.5
Pollard, Neal	92	3	0	10	3.3	1-2	.500	0-0	.000	0-2	.000	0	1	1	0.3	1-0	0	0	0	0	2	0.7
Porter, Will	97-98	28	8	480	17.1	56-158	.354	25-88	.284	15-35	.429	23	29	52	1.9	37-0	10	23	4	14	152	5.4
Powell, Jason	91	5	0	15	3.0	2-7	.286	0-4	.000	0-0	.000	0	6	6	1.2	4-0	1	3	0	0	4	0.8
Randle, Berry	93-94-95-96	113	30	1944	17.2	259-696	.372	76-253	.300	194-314	.618	112	178	290	2.6	216-8	130	219	35	66	788	7.0
Randle, Terry	96	5	0	11	2.2	1-3	.333	0-0	.000	0-0	.000	1	0	1	0.2	0-0	1	0	0	0	2	0.4
Ranson, Jimmie	79-80	36	3	379	10.5	49-117	.419			27-40	.675			41	1.1	62-3	50	40	0	23	125	3.5
Rasmussen, Mike	82	3	0	6	2.0	0-3	.000			0-1	.000			3	1.0	1-0	0	3	0	0	0	0.0
Reed, David	83	18	7	244	13.6	30-64	.469			2-12	.167			35	1.9	29-1	18	10	0	8	62	3.4
Reinhardt, Brian	96-97	47	3	281	6.0	31-84	.369	8-37	.216	17-23	.739	23	10	33	0.7	25-0	6	20	0	5	87	1.9
Richey, Jason	97-98	52	51	1848	35.5	277-724	.383	136-381	.357	218-271	.804	58	147	205	3.9	134-3	184	156	14	94	908	17.5
Riley, Dave	74	6				1-1	1.000			1-2	.500			5	0.8	0-0	0				3	0.5
Ringo, Robert	92-93	46	17	780	17.0	50-167	.299	28-91	.308	29-46	.630	9	52	61	1.3	88-1	68	69	8	30	157	3.4
Roban, Jim	01	11	0	101	9.2	18-40	.450	13-25	.520	2-3	.667	5	9	14	1.3	7-0	3	8	0	2	51	4.6
Rogers, Caldin	88	29	9	593	20.5	44-88	.500	0-2	.000	22-50	.440	27	56	83	2.9	64-2	40	65	18	24	110	3.8
Rogers, Kenny	96	3	0	10	3.3	0-2	.000	0-1	.000	2-3	.667	1	0	1	0.3	1-0	0	0	0	0	2	0.7
Rohwer, Eric	00	4	0	5	1.3	1-2	.500	0-0	.000	0-0	.000	0	0	0	0.0	1-0	0	0	0	0	2	0.5
Ross, Andre	84-85	56	40	1216	21.7	162-332	.488			83-125	.664			275	4.9	128-2	110	122	13	57	407	7.3
Ross, Fred	98	15	0	134	8.9	16-48	.333	5-28	.179	13-19	.684	7	9	16	1.1	15-0	6	10	0	3	50	3.3
Ross, Tony	87-88-89	85	57	2402	28.3	413-933	.443	270-589	.458	163-203	.803	49	166	215	2.5	206-8	104	154	8	56	1259	14.8
Rutledge, Darius	96	29	2	449	15.5	57-151	.377	6-12	.500	42-60	.700	33	75	108	3.7	45-0	13	29	4	32	162	5.6
Saipaia, Ia	77-78	21				21-41	.512			14-18	.778			3	0.1	18-1	12				56	2.7
Salaam, Ephraim	97	5	0	46	9.2	9-18	.500	0-0	.000	4-6	.667	0	3	3	0.6	5-0	0	6	1	2	22	4.4
Samuelson, Ray	71	4				2-6	.333			4-4	1.000			4	1.0	1					8	2.0
Sanders, Aerick	01-02-03	79	30	1425	18.0	134-258	.519	0-0	.000	56-88	.636	163	228	391	4.9	216-10	47	80	69	46	324	4.1
Sanders, Jason	94	20	0	177	8.9	8-28	.286	0-2	.000	21-37	.568	4	15	19	1.0	14-1	12	15	1	3	37	1.9
Sands, Anthony	84-85	23	0	142	6.2	18-51	.353			12-22	.545			22	1.0	20-0	8	18	1	4	48	2.1
Schneider, Gary	71	25				154-310	.497			69-81	.852			220	8.8	75					377	15.1
Scruggs, John	86-87	57	6	810	14.2	102-217	.470	1-6	.167	42-77	.545			166	2.9	102-2	27	55	2	16	247	4.3
Service, John	73	26				48-136	.353			17-27	.630			104	4.0	50-1	24				113	4.3
Sharper, John	03	28	0	236	8.4	16-38	.421	14-32	.438	6-10	.600	5	18	23	0.8	21-0	16	12	0	8	52	1.9
Singleton, Herman	96	12	0	31	2.6	1-4	.250	0-0	.000	1-3	.333	0	5	5	0.4	3-0	0	2	1	1	3	0.3
Sir, Steve	03	30	7	438	14.6	51-126	.405	46-114	.404	17-20	.850	6	28	34	1.1	20-0	27	29	0	7	165	5.5
Small, Walter	99-00	35	0	235	6.7	36-85	.424	5-18	.278	21-33	.636	21	24	45	1.3	14-0	10	18	4	2	98	2.8
Smith, Brandon	02	31	14	438	14.1	39-67	.582	1-10	.100	24-40	.600	22	45	67	2.2	74-3	66	46	13	34	103	3.3
Smith, Chris	72	28				53-107	.495			19-34	.559			45	1.6	53-1					125	4.5
Smith, Keith	82-83	53	51	1705	32.2	246-555	.443			155-244	.635			129	2.4	138-3	349	176	4	76	647	12.2
Smith, Mark	80-81	44	12	435	9.9	34-102	.333			11-21	.524			33	0.8	46-0	77	42	1	27	79	1.8
Smith, Sid	71	17				20-45	.444			5-12	.417			22	1.3	13					45	2.6
Smith, Virgil	92	28	14	649	23.2	44-128	.344	3-24	.125	38-56	.679	7	46	53	1.9	61-2	113	87	0	26	129	4.6
Sormonte, Julien	99	3	0	29	9.7	1-5	.200	0-1														

SDSU Division I-Era Stats

Player	GP	GS	Min	Avg	TOTAL			3-PTS			REBOUNDS			PF-FO	A	TO	Blk	Stl	Pts	Avg		
					FG-FGA	Pct	3FG-FGA	Pct	FT-FTA	Pct	Off	Def	Tot								Avg	
Thompson, Jacobi	97	16	13	442	27.6	50-144	.347	24-71	.338	29-41	.707	22	35	57	3.6	38-1	15	16	1	21	153	9.6
Thompson, Vern	90-91	59	40	1148	19.5	111-281	.395	26-91	.286	34-60	.567	58	90	148	2.5	119-2	85	69	4	21	282	4.8
Tibbs, Ted	74	7				2-5	.400			0-0	.000			1	0.1	0-0	0			4	0.6	
Torres, Andre	00-01-03	13	0	16	1.2	0-2	.000	0-1	.000	0-2	.000	0	0	0	0.0	1-0	2	0	0	3	0	0.0
Trenkle, Brady	95-97-99	79	3	868	11.0	85-272	.313	56-176	.318	49-75	.653	18	58	76	1.0	123-1	64	61	2	24	275	3.5
Vieira, Brian	82	6	0	7	1.1	0-2	.000			1-2	.500			4	0.7	1-0	1	1	0	0	1	0.2
Visnjic, Josko	98	28	16	720	25.7	77-252	.306	55-179	.307	55-66	.833	18	51	69	2.5	70-1	25	60	8	22	264	9.4
Walker, Ty	88	18	5	294	16.3	26-57	.456	18-39	.462	10-13	.769	2	24	26	1.4	25-1	20	27	1	6	80	4.4
Walters, Chris	93-94	57	57	1638	28.7	159-412	.386	56-165	.339	90-139	.647	53	89	142	2.5	99-0	106	93	21	55	464	8.1
Walton, Chris	01-02	61	3	893	14.6	72-163	.442	1-15	.067	39-60	.650	53	120	173	2.8	123-2	66	69	17	25	184	3.0
Ward, David	82-83	22	0	91	4.1	8-25	.320			8-14	.571			33	1.5	15-0	1	9	2	1	24	1.1
Wardrop, Ben	01-02-03	22	0	38	1.7	4-16	.250	3-7	.429	0-0	.000	2	6	8	0.4	6-0	6	6	0	1	11	0.5
Watson, Anthony	83-84-85-86	110	93	3330	30.3	702-1576	.445			331-446	.742			362	3.3	291-15	356	337	18	192	1735	15.8
Watts, Matt	98-99	53	52	1715	32.4	279-731	.382	65-237	.274	102-174	.586	72	127	199	3.8	133-5	166	180	13	126	725	13.7
Welshans, Jeff	75	7				3-10	.300			1-5	.200			10	1.4	7-0	1			7	1.0	
White, Eeric	89-90	57	0	486	8.5	58-130	.446	8-33	.242	23-41	.561	37	45	82	1.4	52-1	19	28	7	14	147	2.6
White, Markee	03	6	0	22	3.7	0-4	.000	0-0	.000	2-5	.400	2	1	3	0.5	3-0	3	2	0	0	2	0.3
Wilkins, Jimmy	71-72	52				253-517	.489			149-195	.764			227	4.4	157				655	12.6	
Williams, Bryan	88-89	48	46	1584	33.0	158-350	.451	19-65	.292	111-160	.694	22	105	127	2.6	102-4	243	157	3	77	446	9.3
Williams, Frank	87	2	0	16	8.0	0-3	.000	0-0	.000	0-0	.000	0	0	0	0.0	2-0	5	3	0	1	0	0.0
Williams, Ike	85	2	0	6	3.0	2-3	.667			0-1	.000			0	0.0	0-0	0	2	0	1	4	2.0
Wilson, Donte	99-00	54	44	1478	27.4	114-331	.344	56-180	.311	67-93	.720	23	87	110	2.0	87-2	126	91	8	50	351	6.5

The Last Time It Happened

► Individual

SDSU Player Scored 30 Points: Evan Burns (31) vs. New Mexico, 2-24-03

SDSU Player Scored 35 Points: Anthony Watson (54), vs U.S. International, 2-20-86

SDSU Player Scored 40 Points: Anthony Watson (54), vs U.S. International, 2-20-86

SDSU Player Scored 50 Points: Anthony Watson (54), vs U.S. International, 2-20-86

Two SDSU Players Had 20 Points in the Same Game: Evan Burns (31) and Tony Bland (21) vs. New Mexico, 2-24-03

Three SDSU Players Had 20 Points in the Same Game: Tony Bland (22), Al Faux (21) and Randy Holcomb (20) vs. CSU Northridge, 12-01-01

An SDSU Player Had Back-to-Back 30-Point Games: Anthony Watson, 30 vs. Wyoming, 1-27-86; 31 vs. Colorado State, 1-30-86

Four SDSU Players Scored in Double Figures in the Same Game: Evan Burns (23), Mike Mackell (18), Tony Bland (13) and Deandre Moore (12) vs. UNLV, 3-08-03

Five SDSU Players Scored in Double Figures in the Same Game: Steve Sir (18), Mike Mackell (17), Tony Bland (15), Deandre Moore (14), Tommy Johnson (13) vs. Portland, 11-27-02

Six SDSU Players Scored in Double Figures in the Same Game: Keith Balzer (17), Marty Dow (17), James Lewis (11), Arthur Massey (13), Chris McKinney (16), Joe McNaull (18) vs. USIU, 2-27-91

An SDSU Player Had 15 or More Rebounds: Marcelo Correa (15) vs. UC Riverside, 11-24-99

An SDSU Player Had 20 or More Rebounds: Michael Cage (21) vs. Wyoming 2-06-84

Two Players Had Double Figures in Rebounds in Same Game: Randy Holcomb (13) and Chris Walton (10) vs. IPFW, 1-02-02

An SDSU Player Had a Double-Double: Deandre Moore (11 points and 10 rebounds) vs. Wyoming, 3-01-03

Two SDSU players had double-doubles in same game: Randy Holcomb (22 points, 13 rebounds) and Chris Walton (12 points, 10 rebounds) vs. IPFW, 1-02-02

An SDSU Player Had a Double-Double in points and assists: Bradley Jackson (17 points, 11 assists) vs. High Point, 1-2-00

An SDSU Player Had Three Double-Doubles in a Row: Randy Holcomb (22 points, 13 rebounds) vs. IPFW 1-02-02, (30 points, 14 rebounds) vs. Texas A&M - CC, 1-08-02, (21 points, 11 rebounds) vs. BYU, 1-12-02

An SDSU Player Had Eight Double-Doubles in a Row: Michael Cage (15 points, 13 rebounds) vs. New Mexico 1-14-84, (28-12) vs. Utah 1-19-84, (25-15) vs. BYU 1-21-84, (29-13) vs. Hawaii 1-28-84, (20-14) vs. Air Force 2-02-84, (25-11) vs. Colorado State 2-04-84, (40-21) vs. Wyoming 2-06-84, (35-12) vs. UTEP 2-09-84

An SDSU Player Had 20 Points and 20 Rebounds in Same Game: Michael Cage (40 points, 21 rebounds) vs. Wyoming 2-06-84

An SDSU Player Had 10 Assists in a Game: Deandre Moore (11), vs Wyoming, 3-1-01

An SDSU Player Had 15 Assists in a Game: Tony Gwynn (16), 1980-81 vs. New Mexico

An SDSU Player Had 5 Blocks in a Game: Leon Carter (5) vs. Cal Poly Pomona, 11-30-94

An SDSU Player Topped the Team in Points, Rebounds and Assists for a Game: Deandre Moore, (11 points, 6 rebounds*, 8 assists) vs. Texas Tech, 3-21-03

A Player Topped the Team in Points, Rebounds, Assists and Steals: Randy Holcomb, (20 points, 14 rebounds, 4 assists, 1 steal**) vs. UNLV 2-23-02

A Player Hit a Last-Second Shot to Win a Game: Al Faux vs. Air Force (49-47), 3-02-02

Player played every minute of a game: Evan Burns vs. UNLV, 3-08-03

► Team

SDSU Won an Overtime Game: 67-62 vs. UC Santa Barbara, 3-19-03 (NIT)

SDSU Lost an Overtime Game: 79-80 vs. UNLV, 1-26-02

Played a Double-Overtime Game: 77-80 vs. UC Santa Barbara, 12-06-00

Played a Triple-Overtime Game: 77-81 vs. Air Force, 1-02-00

SDSU Played Consecutive Overtime Games: 2001-02, vs. Wyoming (88-85), 1-22-02, vs. UNLV (80-79), 1-26-02

SDSU Field Goal Percentage Less Than 40 Percent: 31.5 vs. Texas Tech, 3-21-03

SDSU Field Goal Percentage Less Than 30 Percent: 29.3 vs. Utah, 2-09-02

SDSU Field Goal Percentage of 60 Percent for a Half: 65.5 (19-29) vs. Colorado St, 3-03-03

SDSU Field Goal Percentage of 70 Percent for a Half: 72.7 (16-22) vs. UNLV 1-26-02

SDSU Field Goal Percentage Less Than 30 Percent in a Half: 27.6 vs. Texas Tech, 3-21-03

SDSU Free Throw Percentage of 90 Percent: 100.0 (12-12) vs. Air Force, 1-11-03

SDSU Free Throw Percentage Less Than 50 Percent: 33.3 (2-6) vs. Texas Tech, 1-06-03

SDSU Attempted 40 Free Throws: 48 vs. UC Irvine, 12-13-97 (29 FTM)

SDSU Made 30 Free Throws: 33 vs. Rice, 2-21-98 (39 FTA)

SDSU Made 25 Free Throws in a Half: 28 vs. Rice, 2-21-98 (33 FTA)

** - tied for leader in rebounds with Evan Burns and Mike Mackell*

** - tied for leader in steals with Bland, Smith and Sanders*

Postseason Tournaments

SAN DIEGO STATE



BASKETBALL

SDSU NCAA Division I Tournament Records

Most Points

80, (twice) vs. UNLV, March 14, 1975 and vs. UNLV, March 14, 1985

Most Field Goals

35, vs. UNLV, March 14, 1975

Most Field Goals Att.

73, vs. UCLA, March 13, 1976

Highest FG Percentage

55.4, vs. UNLV, March 14, 1985

Most Three-Point FG

7, vs. Illinois, March 15, 2002

Most Three-Point FGA

18, vs. Illinois, March 15, 2002

Highest Three-Point FG Pct.

38.9, vs. Illinois, March 15, 2002

Most Free Throws

18, vs. UNLV, March 14, 1985

Most Free Throws Att.

30, vs. UNLV, March 14, 1985

Highest Free Throw Pct.

73.7 vs. UCLA, March 13, 1976

Total Rebounds

53, vs. UNLV, March 14, 1975

Assists

21, vs. UNLV, March 14, 1985

Blocked Shots

6, vs. UNLV, March 14, 1985

Division I Tournament History

► 4 NCAA Appearances (0-4) ► Last Appearance: 2002

► 2 NIT Appearances (1-2) ► Last Appearance: 2003

NCAA Tournament

Year	Date	Region	Round	Site	SDSU Seed	Opp. Seed	Opp. NR	Opponent	Result	Score
1975	March 14	West	First	Tempe, Ariz. (Univ. Activity Center)	--	--	17	UNLV	L	80-90
1976	March 13	West	First	Eugene, Ore. (McArthur Court)	--	--	6	UCLA	L	64-74
1985	March 14	West	First	Salt Lake City, Utah (Special Events Center)	--	4	9	UNLV	L	80-85
2002	March 15	Midwest	First	Chicago, Ill. (United Center)	13	4	13	Illinois	L	64-93

Postseason NIT

Year	Date	Round	Site	Opponent	Result	Score
1982	March 12	First	San Diego, Calif. (Sports Arena)	UC Irvine	L	69-70
2003	March 19	First	San Diego, Calif. (Cox Arena)	UC Santa Barbara	W-ot	67-62
	March 21	Second	Lubbock, Texas (United Spirit Arena)	at Texas Tech	L	48-57

Division II Tournament History

► 3 NAIA Appearances (5-3) ► Two Appearances in the Quarterfinals (1957, 1967)

Year	Date	Round	Site	Opponent	Result	Score
1957	March 2	First	San Diego, Calif.	Chapman	W	75-56
	March 9	Second	Denver, Colo.	at Regis (Colo.)	W	81-78
	March 13	Quarterfinals	Evansville, Ind.	vs. Cal. State Los Angeles	L	55-57
1967	March 10	Sub-Regional	San Diego, Calif.	Portland State	W	101-73
	March 11	Region Champ.	San Diego, Calif.	Regis (Colo.)	W	81-78
	March 15	Quarterfinals	Evansville, Indiana	vs. Illinois State	L-3ot	76-77
1968	March 8	Sub-Regional	San Diego, Calif.	UC Irvine	L	69-78
	March 9	Regional Cons.	San Diego, Calif.	UC Davis	W	79-72

NAIA Tournament History

► 6 NCAA Appearances (15-5) ► 1941 National Champions ► 3 Appearances in Championship Game

Year	Date	Round	Site	Opponent	Result	Score
1939	March 14	First	Kansas City, Mo.	Northern State (S.D.)	W	49-25
	March 15	Second	Kansas City, Mo.	East Texas State	W	41-36
	March 16	Quarterfinals	Kansas City, Mo.	Manchester	W	49-41
	March 17	Semifinals	Kansas City, Mo.	Peru State (Neb.)	W	49-29
	March 18	Finals	Kansas City, Mo.	Southwest College (Kan.)	L	31-32
1940	March 12	First	Kansas City, Mo.	East Central State (Okla.)	W	36-35
	March 13	Second	Kansas City, Mo.	Appalachian State (N.C.)	W	48-46
	March 14	Quarterfinals	Kansas City, Mo.	Pittsburgh State (Kan.)	W	32-30
	March 15	Semifinals	Kansas City, Mo.	Delta State (Miss.)	W	30-28
	March 16	Finals	Kansas City, Mo.	Tarkio College (Mo.)	L	42-52
	March 16	Finals	Kansas City, Mo.	Tarkio College (Mo.)	L	42-52
1941	March 11	First	Kansas City, Mo.	Montana State	W	46-29
	March 12	Second	Kansas City, Mo.	Culver Stockton (Mo.)	W-ot	46-41
	March 13	Quarterfinals	Kansas City, Mo.	Texas Wesleyan	W	44-42
	March 14	Semifinals	Kansas City, Mo.	West Texas State	W	43-40
	March 15	Finals	Kansas City, Mo.	Murray State	W	36-34
1942	March 10	First	Kansas City, Mo.	Chardon State (Neb.)	W	39-36
	March 11	Second	Kansas City, Mo.	Bemidji State	L	32-41
1954	March 1	First	Pasadena, Calif.	Pasadena Nazarene	L	87-90
1956	March 13	First	Kansas City, Mo.	Alderson-Broadbudd	W	77-64
	March 14	Second	Kansas City, Mo.	Gustavus-Adolphus	L	60-69

Postseason Tournaments

SAN DIEGO STATE



BASKETBALL

'75 NCAA Tournament

No. 17 UNLV 90, San Diego State 80
March 15, 1975 ♦ Tempe, Ariz.
University Activity Center ♦ Att.: NA

TEMPE, Ariz. - San Diego State's first postseason game at the NCAA Division I level nearly produced an upset, but UNLV hung on for a 90-80 victory in the first round of the NCAA Tournament in Tempe, Ariz.

The Aztecs received a game-high 25 points from Will Connelly and a double-double from Ray Leary, who added 10 points and a game-high 11 assists. San Diego State also tallied a double-double from Steve Copp, who pulled down a game-high 17 rebounds to go along with 16 points.

Eddie Owens and Ricky Sobers led UNLV with 21 points each and Lewis Brown posted 21 points and 12 rebounds.

UNLV forced 22 Aztec turnovers and San Diego State struggled from the free-throw line, converting on just 10-of-25 attempts, allowing the Rebels to advance to the next round.

SDSU	FG	3FG	FT	REB	PF	TP	A	TO	B	ST	MP
Copp	5-10		6-11	17	4	16	2	4	0	0	35
Kovach	5-11		0-2	5	3	10	1	2	0	1	33
Connelly	12-22		1-4	12	2	25	0	3	2	0	39
Bunting	2-9		0-0	5	4	4	2	5	0	0	30
Leary	5-9		0-0	1	5	10	11	5	0	0	31
Delaman	2-3		2-5	2	0	6	2	2	0	0	10
Green	3-4		1-2	3	1	7	0	1	0	3	5
Earle	0-2		0-0	2	4	0	0	0	0	0	13
Contreras	1-1		0-0	0	0	2	1	0	0	0	2
Welshans	0-0		0-1	2	1	0	0	0	0	0	2
Rebounds				4							
Totals	35-71		10-25	53	24	80	18	22	2	4	200
	49.3		40.0								

UNLV	FG	3FG	FT	REB	PF	TP	A	TO	B	ST	MP
Robinson	4-11		1-3	8	2	9	2	3	2	1	34
Gondrezick	4-11		0-0	4	5	8	1	0	0	0	18
Brown	9-14		0-1	12	4	18	0	1	3	2	30
Owens	10-15		1-4	8	2	21	0	4	0	4	31
Sobers	7-16		7-8	2	4	21	4	2	0	3	37
Batts	2-4		2-3	2	5	6	1	0	0	1	19
Smith	3-6		1-2	1	1	7	1	0	0	0	24
Milke	0-1		0-0	1	0	0	0	1	0	1	4
Porter	0-1		0-1	1	0	0	0	0	0	0	2
Freeman	0-0		0-0	1	1	0	0	1	0	0	1
Rebounds				3							
Totals	39-79		12-22	43	24	90	9	12	5	12	200
	49.4		54.5								

Score By Periods	1	2	Total
San Diego State	43	37	- 80
UNLV	48	42	- 90

Officials: Brown and Crowell

'76 NCAA Tournament

No. 6 UCLA 74, San Diego State 64
March 13, 1976 ♦ Eugene, Ore.
McArthur Court ♦ Att.: 9,100

EUGENE, Ore. - Richard Washington, a 1976 second-team All-American, and Marques Johnson, the 1977 college player of the year, combined for 44 points as UCLA defeated San Diego State, 74-64, in the first round of the NCAA tournament in Eugene, Ore.

The Aztecs gave the Bruins a game, trailing by just three points at intermission and using a 12-4 run to close within eight points with just under four minutes remaining.

SDSU's Academic All-American Steve Copp led the Aztecs with 20 points and 11 rebounds. Bob Kovach (11), Will Connelly (11) and Allen Bunting (10) also scored in double figures for the Aztecs. Washington led all scorers with 25 points for UCLA.

The Bruins used a stifling defense to hold SDSU to only 34.2 percent shooting from the field, but the Aztecs did convert 14 of 19 (73.7 percent) free throw opportunities. SDSU forced 19 UCLA turnovers, while limiting their own giveaways to only 11.

UCLA advanced to the 1976 Final Four before falling to eventual national champion Indiana, 65-51. The Bruins claimed the consolation game with a 106-92 win over Rutgers.

UCLA was coached by former San Diego State interim athletic director Gene Bartow.

SDSU	FG	3FG	FT	REB	PF	TP	A	TO	B	ST	MP
Leary	3-7		0-0	1	1	6	4	3	0	0	25
Earle	0-2		0-0	1	1	0	0	1	0	0	4
Delsman	2-4		0-0	2	3	4	2	1	0	1	18
Brown	0-0		0-0	1	0	0	0	0	0	0	1
Copp	8-19		4-5	11	3	20	0	1	1	1	38
Dodd	0-0		0-0	0	0	0	0	0	0	0	1
Kovach	3-11		5-8	6	3	11	1	1	0	1	34
Connelly	5-14		1-2	9	3	11	0	0	0	0	38
Kramer	1-3		0-0	0	0	2	0	0	0	0	5
Bunting	3-13		4-4	5	3	10	2	4	1	0	36
Rebounds				4							
Totals	25-73		14-19	40	17	64	9	11	2	3	200
	34.2		73.7								

UCLA	FG	3FG	FT	REB	PF	TP	A	TO	B	ST	MP
Townsend	3-6		0-0	0	2	6	2	1	0	2	33
Washington	10-15		5-5	8	3	25	4	5	1	0	36
Vroman	0-0		0-0	2	2	0	0	1	0	0	4
Greenwood	1-3		2-2	3	4	4	1	3	0	1	22
Drollinger	2-4		0-0	7	4	4	1	1	0	0	14
Spillane	1-2		0-0	1	2	2	1	1	0	0	10
McCarter	4-9		2-5	5	0	10	2	1	1	2	38
Olinda	0-0		0-0	0	0	0	0	1	0	0	1
Johnson	7-9		5-6	9	4	19	2	4	4	1	35
Smith	2-7		0-0	1	1	4	1	1	0	0	7
Rebounds				8							
Totals	30-55		14-18	44	22	74	14	19	6	6	200
	54.5		77.7								

'82 NIT

UC Irvine 70, San Diego State 69
March 12, 1982 ♦ San Diego, Calif.
San Diego Sports Arena ♦ Att.: 8,114

SAN DIEGO - San Diego State's rally from an 11-point second-half deficit fell just short as UC Irvine claimed a 70-69 victory in the first round of the National Invitation Tournament.

The Aztecs, who never led after the opening five minutes of the game, trailed 63-55 with eight minutes remaining before an 11-4 run cut the deficit to 67-66 with 2:49 remaining. The Aztecs trailed 70-69 and had an opportunity to win, but Don Plummer was unable to convert on a 21-foot jumper at the buzzer.

Plummer led the Aztecs with 19 points and added a game-high seven rebounds. Keith Smith had eight points while dishing out 13 assists for San Diego State. UC Irvine was led by Kevin Magee and Randy Whieldo, who tallied 20 and 18 points, respectively.

The Anteaters shot 60.9 percent from the field while holding SDSU to only 43.7 percent shooting. However, the Aztecs countered with an aggressive defense that led to 13 steals and 19 UC Irvine turnovers. SDSU also outrebounded the Anteaters 36-30, but only managed to shoot 7 of 13 (53.8 percent) from the line.

SDSU finished the season at 20-9, which marked the first 20-win season in the NCAA Division I era of Aztec basketball.

UC Irvine	FG	3FG	FT	REB	PF	TP	A	TO	B	ST	MP
Rainer	1-4		5-6	4	1	7	2	4	0	0	31
Mc Donald	2-8		2-2	7	3	6	2	2	0	0	29
Magee	9-12		2-4	5	0	20	0	4	0	1	23
Fuller	5-7		4-6	3	4	14	7	5	0	2	40
Whieldo	9-10		0-1	3	2	18	5	2	1	1	39
Thornton	2-3		1-2	6	4	5	0	1	0	0	20
Crossley	0-2		0-0	0	2	0	2	1	0	0	18
Rebounds				2							
Totals	28-46		14-21	30	16	70	18	19	1	4	200
	60.9		66.7								

SDSU	FG	3FG	FT	REB	PF	TP	A	TO	B	ST	MP
Morris	3-10		3-4	2	3	9	1	1	0	2	21
Cage	5-10		0-0	9	2	10	0	1	1	1	40
Allen	1-1		0-0	2	0	2	0	0	0	0	7
Smith	3-12		2-4	0	4	8	13	5	0	3	38
Jones	6-16		1-3	5	3	13	2	1	1	1	36
Gordon	4-4		0-1	6	1	8	1	1	0	5	22
Caldwell	0-1		0-0	0	1	0	0	0	0	0	2
Plummer	9-16		1-1	7	3	19	1	3	0	0	27
Garwood	0-1		0-0	0	1	0	0	2	0	1	4
Holden	0-0		0-0	1	1	0	0	0	0	0	3
Rebounds				4							
Totals	31-71		7-13	36	19	69	18	14	2	13	200
	43.7		53.8								

Score By Periods	1	2	Total
UC Irvine	46	24	- 70
San Diego State	40	29	- 69

Officials: Bosone, Sitov, White. Attendance: 8,114.

Postseason Tournaments

'85 NCAA Tournament

No. 9 UNLV 85, San Diego State 80
March 14, 1985 ♦ Salt Lake City, Utah
Special Events Center

SALT LAKE CITY - SDSU made a late run at No. 9 UNLV but did not have enough firepower to overcome a 10-point halftime deficit as the Rebels earned an 85-80 victory in the first-round of the NCAA Tournament. The Aztecs were down by as many as 13 in the first half, but fought their way back to a 56-56 tie with under 10 minutes remaining. UNLV rebuilt the lead but SDSU did not give in to the more athletic Rebels as they cut the deficit to three, when Anothly Watson hit a jumper with 1:02 left. The Aztecs were forced to foul down the stretch and UNLV knocked down the free throws to secure the victory.

Leonard Allen poured in a game-high 23 points for SDSU and Anthony Watson scored 19. Fowards Michael Kennedy and John Martens also cracked double-figures as they added 11 points apiece.

The Rebels were led by Armon Gilliam who posted 21 points and 10 rebounds. Ritchie Adams, the Rebels' leading scorer on the season, was saddled with foul trouble from the start of the game and ended up with 10 points in only 23 minutes of action.

Mistakes ended up costing SDSU as it committed 18 turnovers and missed 12 free throws as it was 18 for 30 (60%) from the line. SDSU shot 55.4% from the field and held UNLV to 47.8% shooting and outrebounced the Rebels 39-34.

SDSU closed the season at 23-8, its best NCAA Division I record in the history of the program.

SDSU	FG	3FG	FT	REB	PF	TP	A	TO	B	ST	MP
Kennedy	5-8	1-3	8	3	11	0	1	1	0	0	29
Martens	4-8	3-4	2	4	11	4	0	0	0	0	28
Allen	8-10	7-10	9	4	23	0	0	4	3	3	36
Watson	9-15	1-4	3	5	19	6	4	0	2	3	33
Dorsey	0-3	2-4	6	3	2	8	4	0	0	0	31
Konek	1-5	3-4	3	4	5	7	3	0	0	0	20
Owens	2-3	0-0	0	0	4	0	1	0	1	0	8
Ross	2-4	1-1	3	1	5	0	1	1	1	0	8
Murray	0-0	0-0	0	0	0	0	0	0	0	0	7
Rebounds				5							
Totals	31-56	18-30	39	25	80	21	18	6	6	200	
	55.4	60.0									

UNLV	FG	3FG	FT	REB	PF	TP	A	TO	B	ST	MP
James	3-8	4-4	2	3	10	4	3	0	1	2	27
Gilliam	7-12	7-12	10	2	21	2	2	1	2	3	31
Adams	4-11	2-2	4	4	10	0	0	0	2	2	23
Jones	9-13	0-1	4	3	18	4	2	1	1	3	34
Banks	2-7	4-5	5	1	8	8	4	0	3	3	31
Robinson	3-7	0-0	2	5	6	0	1	1	0	0	20
Catchings	2-4	4-4	3	2	8	1	1	0	0	0	15
Graham	1-3	0-0	0	2	2	3	0	0	0	0	13
Hudson	1-2	0-0	1	2	2	1	0	0	0	0	6
Rebounds				5							
Totals	32-67	21-28	34	24	85	23	13	3	9	200	
	47.8	75.0									

Score By Periods	1	2	Total
San Diego State	33	47	- 80
UNLV	43	42	- 85

Officials: Leonard Wertz, Carol Kite, Charles Tanner. Attendance: 7,351.

'02 NCAA Tournament

No. 13 Illinois 93, San Diego State 64
March 15, 2002 ♦ Chicago, Ill.
United Center ♦ Att.: 20,850

CHICAGO -- In its first NCAA Tournament appearance since 1985, San Diego State was defeated by a balanced Illinois attack, falling to the Fighting Illini, 93-64, in front of 20,850 fans at the United Center in Chicago, Ill., on March 15.

Senior forward Randy Holcomb, San Diego State's leading scorer during the year, was held to under 10 points for only the third on the season. He was limited to nine points in 29 minutes of play in his last game as an Aztec.

Al Faux, also playing in his last game, was the game's leading scorer with 27. Eighteen of his 27 points came off of a 6-of-9 shooting performance from beyond the arc.

The Aztecs were down by 15 points at the half and never came closer than 13 the rest of the game. They were down by as many as 37 with 9:03 remaining.

Frank Williams paced the Fighting Illini with 25 points. Four of the five Illinois starters scored in double-digits.

Illinois outscored San Diego State 15-2 on fast break points, and shot 58.6 percent to the Aztecs' 39 percent in a game that was controlled by Illinois from start to finish.

With the loss, the Aztecs ended their season in which they went 21-12 and won the Mountain West Conference Tournament Championship.

(13) SDSU	MP	FG	3FG	FT	R	F	A	TO	B	S	TP
Holcomb	29	4-10	0-1	1-2	3	0	2	4	0	0	9
Bland	35	6-15	1-2	5-7	4	2	2	1	0	1	18
Mackell	25	4-7	0-0	2-2	6	3	1	1	0	0	10
Moore	28	0-3	0-2	0-1	0	1	0	1	0	1	0
Faux	37	9-16	6-9	3-4	3	0	2	3	0	2	27
Smith	3	0-0	0-0	0-0	0	1	1	1	0	1	0
Walton	12	0-0	0-0	0-0	1	5	1	1	0	0	0
Kovacic	5	0-4	0-4	0-0	0	0	0	1	0	0	0
Wardrop	1	0-0	0-0	0-0	0	0	0	0	0	0	0
Epps	12	0-1	0-0	0-0	0	2	1	4	0	0	0
Sanders	13	0-3	0-0	0-0	7	2	0	1	1	3	0
Team											2
Totals	200	23-59	7-18	11-16	26	16	10	18	1	8	64

(4) Illinois	MP	FG	3FG	FT	R	F	A	TO	B	S	TP
Cook	28	5-8	1-3	1-1	8	2	0	2	1	1	12
Bradford	30	5-10	3-7	0-0	2	3	1	2	1	2	13
Archibald	22	0-2	0-0	3-4	8	2	1	0	2	2	3
Head	21	8-11	3-6	0-0	0	1	4	4	0	3	19
Williams	26	9-13	5-6	2-4	3	0	8	1	0	2	25
Johnson	11	1-1	1-1	2-2	1	2	1	2	0	0	5
Ferguson	6	1-2	0-0	0-0	1	1	1	2	0	0	2
Harrington	19	0-1	0-1	0-0	2	4	3	2	0	1	0
Howard	9	2-3	0-0	0-0	2	1	2	1	0	0	4
Krupalija	15	1-4	0-1	1-2	6	1	2	1	0	0	3
Powell	7	1-2	0-0	2-2	4	0	0	0	0	0	4
Smith	6	1-1	0-0	1-4	0	1	0	2	2	0	3
Team											3
Totals	200	35-58	13-25	12-19	41	17	24	18	6	11	93

Halftime: Illinois 40, San Diego State 25. FG %: Illinois 58.6, San Diego State 39.0. 3FG%: Illinois 52.0, San Diego State 38.9. FT%: San Diego State 68.8, Illinois 63.2. Officials: Edwin Edsall, Melanie Davis, Joe Lindsay. Technicals: None.

'03 NIT

San Diego State 67, UC Santa Barbara 62 (ot)
Mar. 19, 2003 ♦ San Diego, Calif.
Cox Arena at Aztec Bowl ♦ Att.: 5,390

SAN DIEGO - San Diego State needed overtime to win its first NCAA Division I postseason game, claiming a 67-62 NIT first-round victory over UC Santa Barbara at Cox Arena.

Senior Tony Bland, who became the third Aztec player to reach 1,000 points in just two seasons, sent the game into extra time by going the length of the floor to hit a bank shot with 1.9 seconds remaining. Then with 1:15 left in overtime, sophomore Tommy Johnson put SDSU ahead for good at 63-60 with a three-pointer as the Aztecs closed the game with a 13-2 run.

In its sixth postseason appearance in 33 years at the Division I level, the Aztecs overcame their largest halftime deficit of the season (32-22) snapping a three-game losing streak, limiting the Gauchos to just 62 points and 42.6 percent shooting.

After a dunk by Evan Burns with 5:58 left in the first half, UCSB closed out the opening period with a 14-1 run to take a 10-point lead into the half. The Gauchos scored the first basket of the second half before Bland jumpstarted the Aztecs with a free throw and layup to start a 10-0 run.

The game was tied at 50-50 with five minutes left and both teams buckled down defensively for the rest of regulation.

The Gauchos scored the first six points of overtime before SDSU's game-ending run, which included six straight Mike Mackell points to tie the game at 60 and set up Johnson's heroics.

Bland had a team-high 17 points, while freshman Evan Burns scored 12 points on the night, and Johnson finished with 10.

Texas Tech 57, San Diego State 48
March 21, 2003 ♦ Lubbock, Texas
United Spirit Arena ♦ Att.: 7,848

LUBBOCK, Texas -- Robert Tomaszek scored 14 points as Texas Tech beat San Diego State 57-48 in the second round of NIT.

Texas Tech (20-12) led by 14 points in the first half but San Diego State trailed by just one, 46-45, with 6:41 remaining. The Aztecs (16-14) had a chance to take the lead but Tony Bland missed a layup with 6:14 left after he stole the ball from Kasib Powell and took it the length of the court.

San Diego then went scoreless for nearly five minutes before Evan Burns hit a 3-pointer from the right corner with 1:47 remaining in the game.

Powell scored 12 points, and Will Chavis and Andre Emmett - the Big 12's leading scorer - added nine each for Tech.

Deandre Moore scored 11 points and Mike Mackell added 10 to lead the Aztecs.

San Diego State took an early 12-9 lead before Tech went on a 17-0 run, during which the Aztecs missed 12 straight shots, to lead 26-12 with 6:05 left in the half.

Awards & Honors

All-Americans

Year	Player
1939	Milton Phelps <i>Honorable Mention, NAIA Little</i>
1940	Milton Phelps <i>First-Team, NAIA Little</i>
1940	Don DeLauer <i>First-Team, NAIA Little</i>
1941	Milton Phelps <i>First-Team, NAIA Little; First-Team Helms</i>
1941	Kenny Hale <i>First-Team NAIA Little</i>
1941	Dick Mitchell <i>Second-Team NAIA Little</i>
1941	Harry Hodgetts <i>Second-Team NAIA Little</i>
1967	Al Skalecky <i>Third-Team NABC Div. II; Honorable Mention AP and UPI</i>
1968	Al Skalecky <i>Second-Team NABC Div. II</i>
1983	Michael Cage <i>Honorable Mention AP and UPI</i>
1984	Michael Cage <i>Second-Team AP, UPI and Basketball Weekly</i>

Academic All-Americans

Year	Player
1975	Steve Copp2T
1976	Steve Copp1T

Conference Players of the Year

Year	Player
1976	Steve CoppPCAA
1978	Joel KrmaerPCAA
1983	Michael Cageco-WAC
1984	Michael CageWAC
1986	Anthony WatsonWAC

Conference Coaches of the Year

Year	Player
1985	Smokey GainesWAC

USBWA Team

Year	Player
2001	Randy Holcomb
2002	Randy Holcomb
2003	Tony Bland

NABC District Team

Year	Player
1967	Al SkaleckyDiv. II, 1T
1967	Gary McCoyDiv. II, 1T
1967	Bob LundgrenDiv. II, 2T
1968	Al SkaleckyDiv. II, 1T
1968	David MillerDiv. II, 2T
1975	Steve Copp3T
1976	Steve Copp3T
1982	Michael Cage1T
1983	Michael Cage1T
1986	Anthony Watson2T
1991	Marty Dow2T
2002	Randy Holcomb1T
2003	Tony Bland2T

All-Conference Players

Year	Player
► Southern Calif. Junior College Conf.	
1922	John Hancock
1923	Alvin Morrison
► So. Calif. Intercollegiate Athletic Conference	
1930	Al DeWeese
1932	Bob Tucker Art Linkletter Terry Miles
1934	Charles Wilson Art Linkletter
1935	Clinton Moss
1936	Byron Lindsley
1937	Byron Lindsley
1939	Milton Phelps Don DeLauer
► Calif. Collegiate Athletic Association	
1940	Milton Phelps Don DeLauer
1941	Milton Phelps Kenny Hale
1942	Jim Ahler Joe Davis
1949	Dick Barnes Tom Keeseey
1950	Dick Barnes
1953	Bob Brady
1954	Bob Brady
1955	Tony Pinkins
1956	Tony Pinkins
1957	Tony Pinkins
1958	Bernie Finlay
1959	Bernie Finlay
1960	Bernie Finlay
1963	Jack Shawcroft
1964	Jack Shawcroft
1965	Larry Meek
1966	Al Skalecky Rip Barrett
1967	Bob Lundgren
1968	Al Skalecky Dave Miller
► Pacific Coast Athletic Association	
1972	Chris McMurray
1975	Steve Copp
1976	Steve Copp (Co-MVP) Will Connelly
1977	Joel Kramer
1978	Joel Kramer (MVP) Steve Malovic
► Western Athletic Conference	
1979	Kim Goetz1T Steve Malovic1T
1980	Tony Gwynn2T
1981	Tony Gwynn2T
1982	Zack Jones2T Michael Cage2T
1983	Michael Cage1T/Co-MVP
1984	Michael Cage1T/MVP
1985	Leonard Allen1T Anthony Watson1T
1986	Anthony Watson1T/MVP
1991	Marty Dow2T
1993	Joe McNaullone team, 10 members
1996	Leon Carterone team, 10 members

1997	Jason RicheyPD-2T
► Mountain West Conference	
2002	Randy Holcomb1T Al Faux2T Tony BlandHM
2003	Tony Bland2T Evan BurnsHM Mike MackellHM Deandre MooreHM

Other All-League Honors

Year	Player
► Western Athletic Conference	
1993	Jason HamiltonFrosh. of the Year
1994	Marc CarterNT
1996	Paul JarrettNT
1998	Roy KruiswykPD-NT
► Mountain West Conference	
2001	Rand HolcombNT
2003	Evan BurnsFrosh. of the Year

All-League Tournament

Year	Player
► Western Athletic Conference	
1985	Leonard Allen Anthony Watson
1986	Anthony Watson
► Mountain West Conference	
2002	Randy HolcombMVP Al Faux

League Players of the Week

Year	Player
► Western Athletic Conference	
1983	Michael Cage2.14.83
1984	Michael Cage1.23.84 Michael Cage1.30.84 Michael Cage2.13.84
1985	Anthony Watson1.7.85 Leonard Allen1.14.85 Anthony Watson2.18.85
1986	John Martens1.20.86 Anthony Watson2.2.86
1989	Mitch McMullen12.5.88
1991	Marty Dow1.21.91 Arthur Massey2.25.91
1996	Paul Jarrett1.15.96
1997	Jason Richey (Pacific Division)12.9.96
► Mountain West Conference	
2001	Randy Holcomb12.18.00 Randy Holcomb1.8.01
2002	Tony Bland12.3.01 Al Faux12.10.01 Randy Holcomb1.14.02
2003	Aerick Sanders2.10.03 Evan Burns3.3.03

League All-Academic Team

Year	Player
► Mountain West Conference	
2001	Karlo Kovacic* 3.93 Chris Walton3.08
2002	Karlo Kovacic* 3.94 Chris Walton3.13

* - Indicates highest GPA on league team.

Conference Tournaments

Individual Mountain West Tournament Career Records

Points

73 by Randy Holcomb, 2001-02 (4 games)

Scoring Average

18.3 by Randy Holcomb, 2001-02 (4 games)

Rebounds

30 by Randy Holcomb, 2001-02 (4 games)

Rebound Average

8.5 by Marcelo Correa, 2000-01 (2 games)

Assists

13 by Deandre Moore, 2001-03 (5 games)

Assist Average

4.0 by David Abramowitz, 2000-01 (2 games)

Minutes Played

141 by Al Faux, 2001-02 (4 games) and Randy Holcomb, 2001-02 (4 games)

Average Minutes Played

35.3 by Al Faux, 2001-02 (4 games) and Randy Holcomb, 2001-02 (4 games)

Field Goals

27 by Randy Holcomb, 2001-02 (4 games)

Free Throws

17 by Randy Holcomb, 2001-02 (4 games)

Three-Point Field Goals

6 by Al Faux, 2001-02 (4 games)

Blocked Shots

8 by Aerick Sanders, 2002-03 (4 games)

Steals

7 by Deandre Moore, 2001-03 (5 games)

PCAA Tournament

Round	Date	Site	Opponent	Result
1976 • Seed: #3 • PCAA Champions				
Semis	M.6	Stockton, Calif.	(#2) San Jose State	W 67-64
Champ	M.7	Stockton, Calif.	(#1) Pacific	W 76-64

1977 • Seed: #2				
Quarters	M.2	San Diego (PG)	(#7) Fresno State	W 51-41
Semis	M.5	Anaheim, Calif.	(#3) San Jose State	L 74-75

1978 • Seed: #2				
Quarters	M.2	Anaheim, Calif.	(#7) UC Santa Barbara	W 96-70
Semis	M.3	Anaheim, Calif.	(#3) CS Fullerton	L 50-64

Western Athletic Tournament

Round	Date	Site	Opponent	Result
1985 • Seed: #2 • WAC Champions				
Semis	M.8	El Paso, Texas	(#3) New Mexico	W 98-84
Champ	M.9	El Paso, Texas	(#1) UTEP	W 87-81

1986 • Seed: #6				
Quarters	M.6	Laramie, Wyo.	(#3) Utah	W 73-71
Semis	M.7	Laramie, Wyo.	(#2) UTEP	L 76-78

1987 • Seed: #9				
Prelim	M.3	San Diego (SA)	(#8) Hawai'i	W 93-90
Semis	M.5	Albuquerque, N.M.	(#1) UTEP	L 65-85

1988 • Seed: #7				
Quarters	M.9	Provo, Utah	(#2)(14) Wyoming	L 76-83

1989 • Seed: #9				
Prelim	M.9	Salt Lake City	(#8) Utah	L 57-70

1990 • Seed: #8				
Prelim	M.7	El Paso, Texas	(#9) Air Force	ot-L 64-70

1991 • Seed: #8				
Prelim	M.6	Laramie, Wyo.	(#9) Air Force	W 58-51
Quarters	M.7	Laramie, Wyo.	(#1)(8) Utah	L 56-57

1993 • Seed: #9				
Prelim	M.10	Salt Lake City, Utah	(#8) Wyoming	W 59-57
Quarters	M.11	Salt Lake City, Utah	(#1)(15) Utah	L 64-85

1994 • Seed: #9				
Prelim	M.9	Salt Lake City, Utah	(#8) Wyoming	W 54-51
Quarter	M.10	Salt Lake City, Utah	(#1) New Mexico	L 56-61

1995 • Seed: #9				
Prelim	M.8	Albuquerque, N.M.	(#8) Fresno State	W 71-57
Quarters	M.9	Albuquerque, N.M.	(#1)(22) Utah	L 63-72

1996 • Seed: #7				
Prelim	M.6	Albuquerque, N.M.	(#10) Air Force	W 80-69
Quarters	M.7	Albuquerque, N.M.	(#2) New Mexico	L 75-94

1998 • Seed: #6 (Pacific)				
Prelim	M.3	Las Vegas, Nev.	(#M3) Wyoming	ot-W 60-57
Quarters	M.5	Las Vegas, Nev.	(#P2) Fresno State	L 57-92

Mountain West Tournament

Round	Date	Site	Opponent	Result
2000 • Seed: #8				
Quarters	M.9	Las Vegas, Nev.	(#1) UNLV	L 72-77

2001 • Seed: #7				
Quarters	M.8	Las Vegas, Nev.	(#3) Wyoming	L 58-73

2002 • Seed: #5				
Quarters	M.7	Las Vegas, Nev.	(#4) Brigham Young	W 62-51
Semis	M.8	Las Vegas, Nev.	(#1) Wyoming	W 70-69
Champ	M.9	Las Vegas, Nev.	(#3) UNLV	W 78-75

2003 • Seed: #5				
Quarters	M.13	Las Vegas, Nev.	(#4) UNLV	L 67-83

#x - Indicates opponent seed in tournament.

Number in parenthesis indicates opponent national ranking at game time.

All-League Tournament Performers

Year Player

► Western Athletic Conference

1985 Leonard Allen
Anthony Watson

1986 Anthony Watson

► Mountain West Conference

2002 Randy Holcomb MVP
Al Faux

MWC Tournament Composite

School	W	L	Pct.	Quarter	Semi	Final	SD vs.
UNLV	7	2	.778	3-0	3-0	1-2	1-2
Brigham Young	6	3	.667	3-1	2-1	1-1	1-0
► San Diego State	3	3	.500	1-2	1-0	1-0	-
Colorado State	3	3	.500	1-3	1-0	1-0	0-0
Utah	3	4	.429	3-0	0-4	0-0	0-0
Wyoming	3	4	.429	3-1	0-3	0-0	1-1
New Mexico	2	4	.333	1-3	1-0	0-1	0-0
Air Force	0	4	.000	0-4	0-0	0-0	0-0

SDSU Record By MWC Seed

SDSU Seed	Yrs.	Opponent Seed											
		W	L	Titles	1	2	3	4	5	6	7	8	
No. 1	0												
No. 2	0												
No. 3	0												
No. 4	0												
No. 5	2	3	1	1	1-0	1-0	1-0						
No. 6	0												
No. 7	1	0	1			0-1							
No. 8	1	0	1		0-1								
Totals	4	3	3	1	1-1	0-0	1-1	1-0	0-0	0-0	0-0	0-0	0-0

Mountain West Conference Tournament Game Records/Superlatives

Individual

Points Scored
24, Randy Holcomb vs. Wyoming, 3-8-01

Field Goals
9, Randy Holcomb vs. UNLV, 3-9-02

Field Goals Attempted
19, Randy Holcomb vs. Wyoming, 3-8-01

Highest FG Percentage (min. 5 made)
.750 (9-12), Randy Holcomb vs. UNLV, 3-9-02

3-Point Field Goals
3, many times, last by Tommy Johnson vs. UNLV 3-13-03

3-Point Field Goals Attempted
8, Al Faux vs. BYU, 3-7-02

3-Point Field Goal Pct. (min. 4 made)
.750 (3-4), Donte Wilson vs. UNLV 3-9-00

Free Throws
8, Randy Holcomb vs. Wyoming 3-8-01

Free Throws Attempted
11, Randy Holcomb vs. Wyoming 3-8-01

Free Throw Percentage (min. 5 made)
1.000 (6-6), Mike Mackell vs. UNLV 3-7-02

Offensive Rebounds
5, many times, last by Randy Holcomb vs. UNLV, 3-9-02

Defensive Rebounds
9, Marcelo Correa vs. UNLV 3-9-00

Total Rebounds
12, Randy Holcomb vs. UNLV 3-9-00

Assists
5, many times, last by Tony Bland vs. UNLV, 3-13-03

Blocked Shots
3, Randy Holcomb vs. Wyoming, 3-8-01 and Marcelo Correa vs. Wyoming, 3-8-01

Steals
3, Aerick Sanders vs. UNLV, 3-13-03 and Deandre Moore vs. BYU, 3-7-02

Minutes Played
40, Randy Holcomb vs. Wyoming, 3-8-02

Team

Points Scored
78, vs. UNLV, 3-9-02

Fewest Points
58, vs. Wyoming 3-8-01

Fewest Points in Win
62, vs. Brigham Young, 3-7-02

Winning Margin
11, vs. Brigham Young, 3-7-02

Losing Margin
16, vs. UNLV, 3-13-03

Field Goals
33, vs. UNLV, 3-9-02

Field Goals Attempted
65, vs. UNLV, 3-13-03

Highest FG Percentage
.532, vs. UNLV, 3-9-02

3-Point Field Goals
6, many times, last vs. UNLV, 3-13-03

3-Point Field Goals Attempted
22, vs. UNLV, 3-13-03

3-Point Field Goal Pct.
.455, vs. Wyoming, 3-8-02

Free Throws
17, vs. Brigham Young, 3-7-02

Free Throws Attempted
22, vs. UNLV, 3-9-00

Free Throw Percentage (min. 5 made)
.810 (17-21), vs. Brigham Young, 3-7-02

Offensive Rebounds
18, vs. Wyoming, 3-8-01

Defensive Rebounds
29, vs. UNLV, 3-9-02

Total Rebounds
43, vs. UNLV, 3-9-02

Assists
18, vs. UNLV, 3-13-03

Blocked Shots
7, vs. Wyoming, 3-8-01

Steals
7, UNLV, 3-13-03 and vs. BYU, 3-7-02

Turnovers
19, vs. UNLV, 3-9-02

Fewest Turnovers
7, vs. Wyoming, 3-8-02

Opponent Individual

Points Scored
31, Marcus Bailey, Wyoming, 3-8-02

Highest FG Percentage (min. 5 made)
.667 (6-9), Jermaine Lewis, UNLV, 3-13-03

3-Point Field Goals
4, Marcus Bailey, Wyoming, 3-8-02

3-Point Field Goal Pct. (min. 4 made)
1.000 (4-4), Marcus Bailey, Wyoming, 3-8-02

Rebounds
17, Kaspars Kambala, UNLV, 3-9-00

Assists
9, Mark Dickel, UNLV, 3-9-00

Blocked Shots
5, Josh Davis, Wyoming, 3-8-01

Steals
6, Marcus Banks, UNLV, 3-13-03

Opponent Team

Points Scored
83, UNLV, 3-13-03

Highest FG Percentage
.558, UNLV, 3-13-03

3-Point Field Goals
4, UNLV, 3-13-03 and Wyoming, 3-8-02

3-Point Field Goal Pct.
.333 (4-12), UNLV 3-13-03 and Wyoming, 3-8-02

Rebounds
45, Brigham Young, 3-7-02

Assists
20, UNLV, 3-9-00

Blocked Shots
10, Wyoming, 3-8-01

Steals
10, UNLV, 3-13-03

SDSU Composite Mountain West Conference Tournament Statistics

Player	TOTAL			3-PTS			REBOUNDS			PF-FO		A		TO		Blk		Stl		Pts		Avg	
	GP	GS	Min	Avg	FG-FGA	Pct	3FG-FGA	Pct	FT-FTA	Pct	Off	Def	Tot	Avg	PF	FO	A	TO	Blk	Stl	Pts	Avg	
Abramowitz, David	2	0	61	30.5	10-22	.455	3-11	.273	0-0	.000	2	5	7	3.5	5-0	8	2	0	1	23	11.5		
Berokoff, Jeffrey	1	1	27	27.0	2-5	.400	1-3	.333	0-1	.000	1	3	4	4.0	3-0	4	1	0	2	5	5.0		
Bland, Tony	4	4	133	33.3	14-38	.368	0-3	.000	13-17	.765	5	20	25	6.3	8-0	12	12	1	3	41	10.3		
Burns, Evan	1	1	28	28.0	3-11	.273	0-4	.000	1-3	.333	3	4	7	7.0	4-0	1	3	0	1	7	7.0		
Correa, Marcelo	2	2	57	28.5	7-16	.438	0-0	.000	4-4	1.000	6	11	17	8.5	7-0	2	6	4	1	18	9.0		
Davis, Trimaine	1	0	1	1.0	0-0	.000	0-0	.000	0-0	.000	0	0	0	0.0	0-0	0	0	0	0	0	0.0		
Epps, Myron	5	2	95	19.0	7-17	.412	0-0	.000	7-12	.583	5	11	16	3.2	9-0	1	10	0	0	21	4.2		
Faux, Al	4	4	141	35.3	24-61	.393	6-20	.300	8-11	.727	2	14	16	4.0	7-0	11	9	0	2	62	15.5		
Holcomb, Randy	4	4	141	35.3	27-53	.509	2-5	.400	17-26	.654	11	19	30	7.5	10-0	8	13	4	1	73	18.3		
Jackson, Bradley	1	1	33	33.0	2-6	.333	1-3	.333	1-2	.500	1	2	3	3.0	4-0	2	4	0	2	6	6.0		
Johnson, Tommy	1	0	21	21.0	5-8	.625	3-5	.600	0-1	.000	0	2	2	2.0	3-0	4	1	0	0	13	13.0		
Kovacic, Karlo	1	0	2	2.0	0-0	.000	0-0	.000	0-0	.000	0	0	0	0.0	0-0	0	0	0	0	0	0.0		
Mackell, Mike	4	4	99	24.8	17-35	.486	0-0	.000	9-11	.818	5	10	15	3.8	15-1	0	5	1	0	43	10.8		
Manker, Chris	1	0	7	7.0	1-3	.333	0-2	.000	0-0	.000	0	0	0	0.0	1-0	0	0	0	0	2	2.0		
Mann, Joe	1	0	13	13.0	0-2	.000	0-0	.000	2-2	1.000	2	1	3	3.0	2-0	1	0	0	0	2	2.0		
Marion, Michael	1	0	1	1.0	0-0	.000	0-0	.000	0-0	.000	0	0	0	0.0	0-0	0	0	0	0	0	0.0		
Moore, Deandre	5	5	134	26.8	11-28	.393	4-15	.267	6-8	.750	2	5	7	1.4	11-0	13	4	1	7	32	6.4		
Okotie, Vincent	1	0	13	13.0	2-5	.400	1-2	.500	3-5	.600	0	0	0	0.0	4-0	0	1	0	0	8	8.0		
Roban, Jim	1	0	12	12.0	0-2	.000	0-1	.000	0-0	.000	0	1	1	1.0	2-0	1	0	0	1	0	0.0		
Sanders, Aerick	4	1	65	16.3	9-18	.500	0-0	.000	1-3	.333	8	8	16	4.0	11-0	4	3	8	3	19	4.8		
Sharper, John	1	0	9	9.0	1-2	.500	1-2	.500	0-0	.000	0	0	0	0.0	2-0	1	1	0	0	3	3.0		
Sir, Steve	1	0	10	10.0	2-4	.500	1-2	.500	0-0	.000	0	0	0	0.0	1-0	1	1	0	0	5	5.0		
Smith, Brandon	3	0	20	6.7	1-2	.500	1-1	1.000	0-0	.000	2	2	4	1.3	5-0	0	1	0	0	3	1.0		
Walton, Chris	4	0	56	14.0	3-12	.250	0-1	.000	1-3	.333	2	15	17	4.3	8-0	8	1	2	2	7	1.8		
Wardrop, Ben	1	0	1	1.0	0-0	.000	0-0	.000	0-0	.000	0	0	0	0.0	0-0	0	0	0	0	0	0.0		
Wilson, Donte	1	1	20	20.0	5-7	.714	3-4	.750	1-2	.500	1	1	2	2.0	4-0	1	1	0	0	14	14.0		
Team											16	11	27	4.5			2						
SDSU Totals	6				153-357	.429	27-74	.365	74-111	.667	74	145	219	36.5	126-1	83	81	21	26	407	67.8		
Opponents	6				141-339	.416	17-84	.202	129-169	.763	72	144	226	37.7	109	83	78	30	40	428	71.3		

Miscellaneous Fisher Era

SAN DIEGO STATE



BASKETBALL

San Diego State Situational Record Under Steve Fisher

Home	40-24
Away	13-37
Neutral	3-2

Leading at Half	42-11
Trailing at Half	12-52
Tied at Half	2-0

Outrebounded Opp.	39-25
Outrebounded	17-37
Rebounds Equal	0-1

Commit Fewer TO	32-14
Commit More TO	20-46
Turnovers Equal	4-3

More Free Throw Att.	36-20
Less Free Throw Att.	19-43
Equal Free Throw Att.	1-0

Higher Field Goal Pct.	48-15
Lower Field Goal Pct.	6-48
Equal Field Goal Pct.	2-0

Shoots 50% or Better	23-10
Shoots 40-50%	29-24
Shoots 40% or Less	4-29

Opp. Shoots 50% or Better	5-19
Opp. 40-50%	22-39
Opp. 40% or Less	29-5

Score Less Than 60	2-21
Score 60-69	14-24
Score 70-79	21-12
Score 80-89	13-6
Score 90-99	6-0
Score 100+	0-0

Opp. Score Less Than 60	22-3
Opp. Score 60-69	19-8
Opp. Score 70-79	15-27
Opp. Score 80-89	0-16
Opp. Score 90-99	0-7
Opp. Score 100+	0-2

► Steve Fisher Era Trends

Since taking over the San Diego State basketball program prior to the 1999-2000 season, Steve Fisher has guided the Aztecs to a 56-63 record, including a .500 or better mark in three of his four seasons at the helm. Below are some trends from his 119 games as head coach of the Aztecs.

	Overall	At Cox Arena
when fewer turnovers, higher FG percentage, more rebounds	11-0 1.000	11-0 1.000
when fewer turnovers and higher field goal percentage	24-2 .923	20-2 .909
when more free throw attempts and higher field goal percentage	31-3 .912	26-3 .897
when outrebounding opponent and fewer turnovers	18-3 .857	16-2 .889
when outrebounding opponent and higher field goal percentage	32-6 .842	24-1 .960
when outrebounding opponent and more free throw attempts	27-7 .794	23-2 .920
when more free throw attempts and fewer turnovers	21-6 .778	17-5 .773

► Rallied From Largest Deficit For Victory

Deficit	Score	Time	Final	Opponent (Date)
14	25-39	12:53/2nd	W, 60-57	UC Santa Barbara (December 22, 1999)
13	7-20	14:28/1st	W, 65-62	at Cal Poly (November 30, 2002)
13	8-21	7:37/1st	W, 61-58	at Hawai'i (December 14, 2001)
12	22-34	19:45/2nd	ot-W, 67-62	UC Santa Barbara (NIT) (March 19, 2003)
12	28-40	1:51/1st	W, 84-71	New Mexico (February 28, 2002)
11	6-17	10:11/1st	W, 74-63	High Point (January 2, 2000)
10	36-46	0:29/1st	W, 87-66	Oklahoma State (December 30, 2000)
9	1-10	16:01/1st	W, 70-63	Loyola Marymount (December 30, 1999)
8	16-24	6:18/1st	W, 71-61	at Houston (December 21, 2002)
8	24-32	4:00/1st	W, 78-71	Norfolk State (November 21, 2001)
8	36-44	11:24/2nd	W, 61-58	at Loyola Marymount (January 6, 2001)
7	44-51	13:47/2nd	W, 79-69	Loyola Marymount (January 3, 2003)
7	19-26	8:37/1st	W, 82-79	at Texas A&M-Corpus Christi (January 8, 2002)
7	0-7	17:43/1st	W, 91-69	Cal State Sacramento (December 2, 2000)
6	31-37	16:05/2nd	W, 58-56	Utah (January 18, 2003)
6	2-8	17:28/1st	W, 78-72	San Diego (January 7, 2003)
6	3-9	16:43/1st	W, 71-57	vs. Northern Iowa (November 16, 2001)
6	8-14	13:54/1st	W, 90-57	Florida Atlantic (November 30, 2000)

► Rallied From Largest Second-Half Deficit For Victory

Deficit	Score	Time	Final	Opponent (Date)
14	25-39	12:53/2nd	W, 60-57	UC Santa Barbara (December 22, 1999)
12	22-34	19:45/2nd	ot-W, 67-62	UC Santa Barbara (NIT) (March 19, 2003)
9	41-50	13:08/2nd	W, 65-62	at Cal Poly (November 30, 2002)
9	32-41	12:00/2nd	W, 61-58	at Hawai'i (December 14, 2001)
9	39-48	19:40/2nd	W, 87-66	Oklahoma State (December 30, 2000)
8	36-44	11:24/2nd	W, 61-58	at Loyola Marymount (January 6, 2001)
7	44-51	13:47/2nd	W, 79-69	Loyola Marymount (January 3, 2003)
7	53-60	9:41/2nd	W, 84-71	New Mexico (February 28, 2002)
6	31-37	16:05/2nd	W, 58-56	Utah (January 18, 2003)

► Game Winning and Game Tying Shots

Date	Opponent	Final	Play
1.20.00	Air Force	3ot-L, 77-81	► Bradley Jackson jumper tied the game at 70 in the second OT (:07) Miguel Garcia's baseline jumper put Air Force up to stay (:07.2); Falcons added two free throws for final margin
12.6.00	at UC Santa Barbara	3ot-L, 77-80	► Deandre Moore converts a driving lay-up and is fouled; Can not convert the free throw (:12) ► Deandre Moore makes three-pointer to tie score in first OT (:41) Mike Vukovich hits a lay-up to tie the score in the second OT (:16)
12.16.00	Arizona State	W, 64-62	► Deandre Moore hit an off-balance 5-foot shot (:02.1); ASU's Awvee Storey jumper from inside halfcourt came after the buzzer
1.21.02	Wyoming	ot-L, 85-88	► Al Faux hit 3-pointers on consecutive possessions, the second one tied the game and forced OT (:02.3)
1.26.02	UNLV	ot-L, 79-80	► Tony Bland drove right baseline off a pass from Randy Holcomb to tie the game in regulation (:26) Louis Amundson made the front end of a two-shot foul in overtime (:02.4)
2.23.02	at UNLV	ot-L, 76-83	Marcus Banks connected on a three-point goal to force overtime (:04)
3.2.02	Air Force	W, 49-47	► Al Faux connected on a three-foot bank shot from the right wing (:02.6)
3.8.02	vs. Wyoming (MWC-SF)	W, 70-69	► Al Faux 15-foot jumper right baseline from Randy Holcomb (:19)
3.19.03	UC Santa Barbara (NIT)	ot-W, 67-62	► Tony Bland drives coast-to-coast and hits running 17-foot bank shot to force OT (:01.9)

► Led Wire-to-Wire

Date	Opponent	Final	Times Score was Tied	Last Tie	Total Time Led
11.24.99	UC Riverside	W, 73-57	0	-	39:44
12.16.99	South Carolina State	W, 72-57	0	-	39:30
11.17.00	UC San Diego	W, 80-48	0	-	38:44
1.4.01	Texas A&M-Corpus Christi	W, 84-70	0	-	39:36
1.20.01	Air Force	W, 67-43	0	-	37:24
1.29.02	Houston	W, 78-66	0	-	39:09
2.11.02	Brigham Young	W, 77-73	1	2-2 at 19:34/1st	39:16
3.7.02	vs. Brigham Young (MWC-QF)	W, 62-51	1	2-2 at 18:12/1st	38:19
12.02.02	UC San Diego	W, 87-57	1	2-2 at 18:35/1st	39:16
12.30.02	IPFW	W, 74-58	0	-	39:55
3.01.03	at Wyoming	W, 86-73	1	2-2 at 17:01/1st	38:10